



RECOGNIZE
GRIND CITY

POP. ERRRBODY



GRIZZLIES.COM

2016 MEMPHIS GRIZZLIES
2017 **MEDIA GUIDE**





PLAY HARD. *Bank Easy.*

At Pinnacle, we're as dedicated to the Grizzlies as you are.
We're also dedicated to making banking as easy as it can be.
With our convenient mobile banking you can:

- Track spending
- Set up account alerts
- Deposit checks from your phone
- Activate/deactivate your debit card
- Pay bills online



Plus you can visit any of our convenient locations, talk to a live person when you call and get cool perks like access to VIP events, special pre-sale ticket opportunities to FedExForum events and a free Grizzlies Debit Mastercard!

GrizzliesBanking.com | Visit your local Pinnacle office |

Call us toll-free at 1-877-217-3599



TABLE OF CONTENTS



TABLE OF CONTENTS	1	Playoff Statistics	182
Staff Directory	2	SEASON REVIEW	203
Ticket Information	5	2015-16 Review	204
PLAYERS	7	2014-15 Review	206
Jordan Adams	8	2013-14 Review	208
Tony Allen	10	2012-13 Review	210
Wade Baldwin IV	14	2011-12 Review	212
Vince Carter	16	2010-11 Review	214
Mike Conley	22	2009-10 Review	216
Troy Daniels	26	2008-09 Review	218
Deyonta Davis	29	2007-08 Review	220
James Ennis III	30	2006-07 Review	222
Marc Gasol	34	2005-06 Review	224
JaMychal Green	40	2004-05 Review	226
Andrew Harrison	42	2003-04 Review	228
Jarell Martin	44	2002-03 Review	230
Chandler Parsons	46	2001-02 Review	232
Zach Randolph	50	2000-01 Review	234
Brandon Wright	56	1999-00 Review	236
Chris Crawford, Vince Hunter, Wayne Selden Jr	59	1998-99 Review	238
D.J. Stephens, Troy Williams	60	1997-98 Review	240
TV Roster	62	1996-97 Review	242
How the Grizzlies Were Built	63	1995-96 Review	244
Roster	64	OPPONENTS	247
EXECUTIVES	65	Opponent Directories	248
Robert J. Pera	66	Series Records	306
Joseph Abadi, Limited Partners	67	NBA	307
BASKETBALL OPERATIONS	69	Key Dates and Standings	308
Chris Wallace	70	2016 Playoffs and 2015-16 Statistical Leaders	309
John Hollinger	71	2015-16 NBA Statistics	310
Ed Stefanski, Chantal Hassard	72	Attendance and 2016 Draft	311
David Fizdale, J.B. Bickerstaff	73	NBA Offices and Officials Roster	312
Keith Smart, Bob Bender	74	NBA D-League Offices	313
Nick Van Exel, Adam Mazarei	75	2015-16 D-League Standings and Iowa Energy	314
Allen Gruver, Jim Scholler, Eric Oetter	76	All-Time NBA Award Winners	315
Chattin Hill, John Faltus	77	FEDEXFORUM	319
Basketball Operations Staff	78	FedExForum Information	320
BUSINESS OPERATIONS	79	AT A GLANCE	323
Jason Wexler, John Walker	80	Medical Glossary	325
Nancy Alyea, Eric Granger, Rolanda Gregory	81	Court Diagram	326
Arnetria Knowles, Anthony Macri, Dennis O'Connor	82	Grizzlies Logo and Uniform	327
John Pugliese, Diane Terrell	83	Memphis Attractions	328
Garth Webster, Zachary Z. Kleiman	84	Accommodations and Transportation	330
Memphis Grizzlies and FedExForum Staff	85	Memphis Map	332
Grizz, Grizz Girls	88	Restaurants	333
MEDIA	89	NBA Road Map	334
Media Guidelines	90	Notes	336
Communications Staff	91	MEDIA GUIDE CREDITS	
Broadcasters	92	EDITORS	
Grind City Media	96	ASSOCIATE EDITORS	
Grizzlies.com	97	Jason Wallace, Ross Wooden	
Media Directory	98	Kerri Harper,	
Don Poier Media Center	100	Geoff Langham, Maggie Yang	
COMMUNITY	101	Bryan Rumfola	
Community Engagement	102	Joe Murphy, NBAE, Getty Images,	
Grizzlies Foundation	103	NBA Photos	
NBA Cares	104	Mercury Printing	
HISTORY	105		
Team History Statistics	106		
Individual History Statistics	124		
All-Time Roster	135		
Transactions	167		
PLAYOFFS	181		

Special Thanks to Chris Thorn and the Elias Sports Bureau

All NBA and team insignia depicted in this publication are the property of NBA Properties, Inc. and the respective teams of the NBA and may not be reproduced for commercial purposes without the prior written consent of NBA Properties, Inc. The information contained in this publication was compiled by the Memphis Grizzlies and is provided as a courtesy to our fans and the press and may be used only for personal or editorial purposes. Any commercial use of this information is prohibited without the prior written consent of the Memphis Grizzlies.
Copyright © 2016 Memphis Grizzlies



STAFF DIRECTORY

INTRO

EXECUTIVES

Robert J. Pera	Chairman and Controlling Owner
Joe Abadi	Director of the Memphis Grizzlies and FedExForum

BASKETBALL OPERATIONS

Chris Wallace	General Manager
John Hollinger	Vice President of Basketball Operations
Ed Stefanski	Executive Vice President of Player Personnel
Chantal Hassard	Vice President of Team Operations and Player Programs
David Fizdale	Head Coach
J.B. Bickerstaff	Associate Head Coach
Keith Smart	Assistant Coach
Bob Bender	Assistant Coach
Nick Van Exel	Assistant Coach
Adam Mazarei	Assistant Coach
Bob Thate	Shooting Coach
Joe Boylan	Player Development Coach
Allen Gruver	Medical Director
Jim Scholler	Head Athletic Trainer
John Faltus	Assistant Athletic Trainer/Physical Therapist
Kristin Farrell	Massage Therapist/Assistant Athletic Trainer
Eric Oetter	Director of Performance
Chattin Hill	Head Strength and Conditioning Coach
Zac Cupples	Assistant Strength and Conditioning Coach/Physical Therapist
Chris Makris	Director of Basketball Operations
Chris Pongrass	Director of Basketball Operations
Barry Loggins	Team Security Director
Elliot Perry	Director of Player Support
David Minchberg	Director of Scouting
Glynn Cyprien	Basketball Operations Assistant/Scout
J.J. Outlaw	Advance Scout
Davide Prati	International Scout
Durwood McCoy	Scout
Adam Johansen	Video Coordinator
Darnell Lazare	Assistant Video Coordinator
Charles Sweeney	Equipment Manager/Travel Coordinator
Vince Ford	Team Facilities Manager
Daniel Marcus	Coordinator of Basketball Operations and Analytics
Paul Robinson	Coordinator of Team Operations
Joseph Keedy	Basketball Operations Analyst
Marcus Jones	Basketball Operations Assistant
Ryan Slater	Intern, Basketball Operations
Megan Fontenot	Intern, Team Operations
Adam Kotin	Intern, Team Services

BUSINESS OPERATIONS

Jason Wexler	President of Business Operations
John Walker	Executive Vice President of Business Operations
Zachary Z. Kleiman	Counsel
Antonio Perez	Senior Manager, Youth Basketball Programming
James Connolly	Senior Business Analyst, Strategy and Analytics

Lana Counce	Data Warehouse and CRM Manager
Kandace Stewart	Senior Coordinator, Business Operations

BRAND, CONTENT MARKETING, COMMUNICATIONS AND BROADCAST

John Pugliese	Vice President of Brand, Content Marketing, Communications and Broadcast
---------------	--

Brand

David Thompson	Director, Brand Marketing
Kristopher Peggs	Manager, Multimedia Production
Bryan Rumfola	Senior Graphic Designer

Broadcast

Brett Smith	Director, Broadcast Operations
Scott Zachry	Director, Broadcast and Feature Content
Stef Allen	Photography Director/Editor
Michael Blevins	Creative Producer/Senior Editor
Erik Honeycutt	News Photographer/Editor
Kim Johnson	Coordinator, Broadcast
Ian Owen	Media Archive Coordinator
Pete Pranca	Television Play-by-Play Broadcaster
Brevin Knight	Television Analyst
Sean Tuohy	Television Analyst
Rob Fischer	Television Sideline Reporter
Eric Hasseltine	Radio Play-by-Play Broadcaster
Hank McDowell	Radio Analyst
Gary Darby	Radio Pregame, Half and Postgame Host
Jon Roser	Radio Pregame and Postgame Host

Communications and Publications

Jason Wallace	Director, Communications and Publications
Ross Wooden	Manager, Communications and Publications
Kerri Harper	Senior Coordinator, Communications and Publications
Geoff Langham	Intern, Communications and Publications
Maggie Yang	Intern, Communications and Publications

Content and Live Entertainment

Jason Potter	Director, Content and Live Entertainment
Tamara Moore	Manager, Live Entertainment and Retail Marketing
Terran Gary	Entertainment Coordinator
Eric McMahon	Mascot Coordinator
Kate Ulrich	Coordinator, Live Entertainment
Connor Howard	Intern, Promotions and Game Presentation

Grind City Media

Michael Wallace	Senior Editor and Contributor
Chris Vernon	Digital Host and Contributor/Grizzlies LIVE! Analyst
Alexis Morgan	Digital Content Reporter
Amara Baptist	Social Media Producer

Promotions

Carly Lyons	Director, Promotions, Regional and Event Marketing
Amanda Jones	Coordinator, Promotions and Regional Marketing

MARKETING STRATEGY

Rolanda Gregory	Vice President of Marketing Strategy
Lesley Torrell	Senior Director, Digital and Database Marketing
Cynthia Hazell	Director, FedExForum and Media Marketing
Roy Wells	Senior Web Developer
Laura Gawel	Marketing Analyst
Meghan Gattas	Digital Marketing and Email Coordinator
Malcolm Moore	Junior Web Developer
Erin Dunaway	Intern, Marketing

COMMUNITY ENGAGEMENT AND GRIZZLIES FOUNDATION

Diane Terrell	Vice President of Community Engagement and Executive Director of the Grizzlies Foundation
Desiree Robertson	Senior Manager, Team Up Youth Mentoring Partnership
Tim Jordan	Manager, NBA and Player Initiative
Joel Katz	Senior Manager, Team Up Youth Sports Partnership
Tiffani Morrow	Manager, TEAM Mentor Program
Mason Massey	Coordinator, Education Initiatives
Mya Orr	Specialist, TEAM Mentor Program
Laquita Johnson	Coordinator, Partner Projects
Jamal Boddie	Coordinator, Sport Activation
Candace Hamer	Coordinator, Evaluation + Impact
LeGerald Collier	SBYD Fellow
Sharda Collier	Specialist, GrizzFit Kids Bootcamp
Joseph Grushko	Intern, Grizzlies Foundation

PARTNERSHIP MARKETING

Anthony Macri	Vice President of Partnership Marketing
Lamont Nelson	Director, Development
Rob Aycock	Senior Manager, Development
Kenny Keblaitis	Manager, Development
Nicole Pentecost	Senior Coordinator, Development
Mya Donald	Senior Manager, Activation
Brooke Manning	Senior Coordinator, Activation
Leslie Finch	Coordinator, Activation
Gavin Driskill	Business Analyst, Partnership Marketing
Kaysia Booze	Intern, Partnership Marketing

FINANCE

Nancy Alyea	Vice President of Finance
Barbara Gray	Director, Accounting and Financial Reporting
Karen Merritt	Controller
Durelle Bonds	Payroll Manager
Stephanie Harrison	Senior Accountant
Sonya Jones	Senior Accountant
Kim Newsom	Accounting Coordinator
Malika Travis	Finance Clerk
Travarious Cunningham	Intern, Finance
Taylor Hildreth	Intern, Finance

HUMAN RESOURCES

Arnetria Knowles	Vice President of Human Resources
Kim Brunt	Manager, Human Resources
Lakendra Jeffries	Part-time Receptionist
Gabrielle Beauford	Intern, Human Resources

STAFF DIRECTORY



INTRO

PLAYERS

EXECUTIVES

BASKETBALL OPERATIONS

BUSINESS OPERATIONS

MEDIA

COMMUNITY

HISTORY

PLAYOFFS

REVIEW

OPONENTS

NBA

FEDERATION

AT A GLANCE

3

TICKET SALES AND SERVICE

Dennis O'Connor	Vice President of Ticket Sales and Service
Gregg Crone	Senior Director, Premium Service
Michael Brown	Director, Ticket Sales
David Harmon	Director, Premium Sales
Monica King	Senior Manager, Client Services
Paige Perkins	Senior Manager, Premium Sales & Engagement
MaKinzie Foos	Manager, Ticket Sales
Rickie Means	Manager, Premium Services
David Ridenhour	Manager, Group Sales
Kim Baker	Coordinator, Group Sales
Carl Rosen	Senior Account Executive, Client Services
Cliff Jernigan	Account Executive, Client Services
Joseph Palermo	Account Executive, Client Services
Lauren Tesler	Account Executive, Client Services
Molly Price	Account Executive, Client Services
Jason Cockerham	Senior Account Executive, Group Sales
Tommy Fridy	Account Executive, Group Sales
Jonathan Jones	Account Executive, Group Sales
Paris Stegall	Account Executive, Group Sales
Lindsay Sorenson	Account Executive, Group Sales
Peggy Rounds	Senior Account Executive, Ticket Sales
Max Alpert	Account Executive, Ticket Sales
Walker Eaton	Account Executive, Ticket Sales
Mark Greer	Senior Account Executive, Ticket Sales
Joseph Fitzpatrick	Account Executive, Premium Sales
Kyle Krebs	Account Executive, Premium Sales
Bryson Faggs	Ticket Sales Representative
Cheree Duncan	Ticket Sales Representative
Jake Kimbrell	Ticket Sales Representative
Jake Hluska	Ticket Sales Representative
Joey Silver	Ticket Sales Representative
Paige Carlson	Ticket Sales Representative
Susie Tucker	Ticket Sales Representative
Taylor Ryan	Ticket Sales Representative
Travis Brady	Ticket Sales Representative
Abi Morton	Intern, Ticket Sales and Service

ARENA OPERATIONS

Eric Granger	Vice President of Arena Operations
Peter Pugh	Senior Director, Facility Operations
Brandon Fiedler	Arena Production Manager
Nate Johnson	Operations Manager
Jonathan Moore	Operations Coordinator
Keith Armstrong	Electrician
Cedric Rodgers	Electrician
Nick Parker	Building Maintenance Technician
Jose Gonzales	Building Painter
Willie Fisher	Supervisor, Conversion
Scotty Swanger	Supervisor, Conversion
Maurio Batts	Coordinator, Conversion
Torey Smith	Coordinator, Conversion
Renée Sparks	Supervisor, Central Services
Ben Newsham	Clerk, Central Services



STAFF DIRECTORY

INTRO

Facility Operations (continued)

Tony Braxton	Account Manager, CDS (24 Hour Security)
Dan Stoops	Crew One
Terry Rowe	Chief Engineer, SM Lawrence
Barry Callicutt	Building Engineer, SM Lawrence
Orlando Roberson	Building Engineer, SM Lawrence
Kelvin Williams	Building Engineer, SM Lawrence
Derrick K. Von Stein	Facility Director, ServiceMaster
Lisa Montgomery	Day Manager, ServiceMaster
Antonio Stokes	Post Event Manager, ServiceMaster
Ben Johnson	Cable Technician

Booking & Event Services

Jeff Olson	Director, Event Booking
Matthew McClain	Event Manager
Aly Pane	Event Coordinator
Justin Hart	Intern, Arena Operations

Guest Services

Hateisha Williamson	Director, Guest Services
Paula Richmond	Senior Manager, Staff Services
Mike Sullivan	Manager, Guest Services
David Rodriguez	Coordinator, Guest Services
Toby Blasingame	General Manager of Parking Operations, AmeriPark
Melvin Becton	Garage Manager, AmeriPark
Rufus Organ	Event Security, Andy Frain Services
Margaret Organ	Event Security, Andy Frain Services

Information Technology

Scott Pitts	Director, Information Technology
Andrew McGregor	IT Manager
Johnathan Yancey	Network Support Analyst II

TICKET OPERATIONS

Garth Webster	Vice President of Ticket Operations
Anita Biles	Manager, Ticket Operations
Michael Rose	Manager, Ticket Operations
Devin Maddox	Assistant Manager, Ticket Operations
Lisa Smith	Assistant Manager, Ticket Operations
Christopher Dyer	Coordinator, Ticket Operations

FedEx

Zack Cowell	FedEx
-------------	-------

Adidas

Karen Spiva	Retail Manager, Adidas
-------------	------------------------

LEVY RESTAURANTS

Ben Grosse	Director, Operations
Marcos Rivera	Assistant Director, Operations for Concessions
Perrin Harper	General Manager, Premium Services
Angela Rutberg	Controller
Josh Smallie	Senior Purchasing Manager
Shun Stotts	Human Resources Manager
Lauren Courtway	Manager, Suites
Tanya Varner	Manager, Accounting
Jamie West	Senior Manager, Clubs
Bobby Zapf	Regional Purchasing Manager
Dario Olivera	Executive Chef
Demetrius Cole	Sous Chef
Robert Fredette	General Manager, Concessions
Nate Weineruch	Manager, Concessions
Jacob Carlisle	Manager, Warehouse Concessions

TICKET INFORMATION



INTRO

PLAYERS

EXECUTIVES

BASKETBALL

OPERATIONS

OPERATIONS

BUSINESS

MEDIA

COMMUNITY

HISTORY

PLAYOFFS

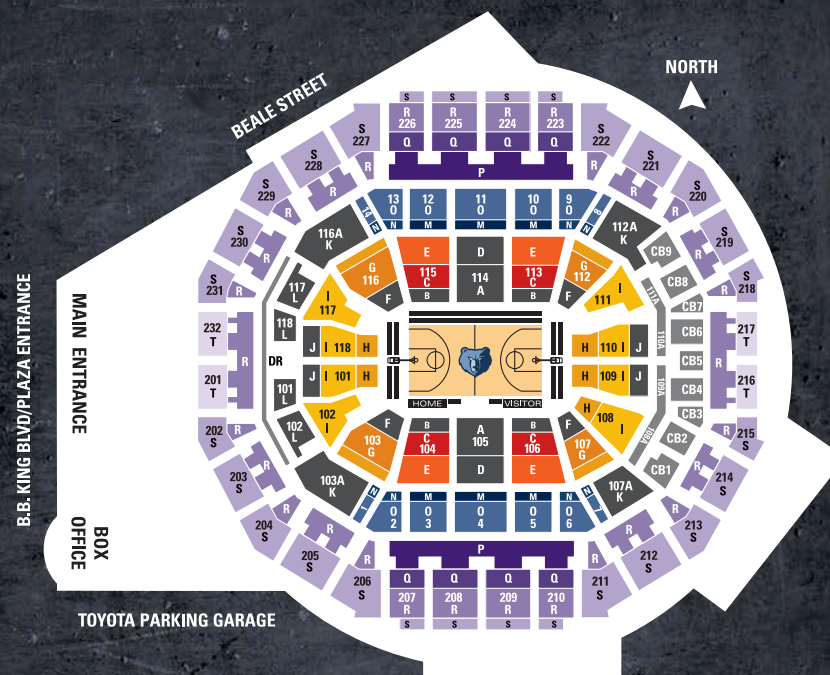
REVIEW

OPINIONS

NBA

FEDERATION

AT A GLANCE



SECTION	SINGLE GAME* PER GAME	SEASON TICKET PER GAME	SEASON TICKET TOTAL PRICE	22-GAME TOTAL PRICE	12-GAME TOTAL PRICE
T Terrace V	\$12	\$9	\$396	—	—
S Terrace IV	\$22	\$11	\$484	\$308	\$180
R Terrace III	\$27	\$16	\$704	\$374	\$252
Q Terrace II	\$45	\$21	\$924	\$506	\$396
P Terrace I	\$52	\$32	\$1,408	\$814	\$540
O Pinnacle Level III	\$105	\$64	\$2,816	\$1,782	\$1,164
N Pinnacle Level II	\$110	\$67	\$2,948	—	—
M Pinnacle Level I	\$115	\$81	\$3,564	—	—
L Plaza IV	SOLD OUT	SOLD OUT	SOLD OUT	—	—
K Plaza IV Plus	SOLD OUT	SOLD OUT	SOLD OUT	—	—
J Plaza III	SOLD OUT	SOLD OUT	SOLD OUT	—	—
I Plaza II	\$85	\$65	\$2,860	\$1,650	—
H Plaza II Plus	\$95	\$73	\$3,212	\$1,914	—
G Plaza I	\$99	\$84	\$3,696	—	—
F Plaza I Plus	SOLD OUT	SOLD OUT	SOLD OUT	—	—
E Courtside IV	\$170	\$106	\$4,664	\$2,464	—
D Courtside III	SOLD OUT	SOLD OUT	SOLD OUT	—	—
C Courtside II	\$245	\$146	\$6,424	—	—
B Courtside II Plus	SOLD OUT	SOLD OUT	SOLD OUT	—	—
A Courtside I	SOLD OUT	SOLD OUT	SOLD OUT	—	—

*Single game price varies by game and is subject to change.



INTRODUCTION

INTRO



PLAYERS

PLAYERS





2015-16 SEASON

Came off the bench in two games and averaged 3.5 points, 1.0 rebounds, 1.5 assists and 1.50 steals in 7.3 minutes in an injury-shortened second NBA season... **Notable Games and Trends:** Recorded three points and two steals in seven minutes in the season opener on Oct. 28 vs. Cleveland... Scored four points, two rebounds, three assists and one steal in eight minutes on Nov. 2 at Golden State... **Miscellaneous:** Led the team in steals in two games (including ties)... Missed a total of 80 games, including 76 games due to injury (three of which he dressed and was listed as a DNP (Coach's Decision)), three games as a healthy DNP (Coach's Decision) and one game as a healthy scratch on the inactive list... Sideline 33 games (Nov. 7-Jan. 10) with right knee soreness and 43 games (Jan. 12-April 13) after undergoing right knee surgery... **2016 Playoffs:** Missed all four games of the Western Conference First Round against San Antonio while recovering from right knee surgery.

NBA CAREER

Has appeared in 32 games (zero starts) during his two-year NBA career and has averaged 3.2 points in 8.2 minutes for the Memphis Grizzlies... Holds career shooting percentages of .402 from the field, .385 from three-point range and .607 from the free throw line... Scored in double figures three times... Has appeared in four postseason games (zero starts) and has averaged 1.8 points in 2.5 minutes... Has appeared in 11 games (three starts) with the NBA Development League's Iowa Energy and has averaged 18.1 points, 7.0 rebounds, 1.9 assists and 1.91 steals in 31.9 minutes... **2014-15 (Memphis):** Appeared in 30 games (zero starts) and averaged 3.1 points in 8.3 minutes during his rookie season... Shot .407 from the field, .400 from three-point range and .609 from the free throw line... Missed a total of 52 games... Sideline one game due to injury, 35 games as a DNP (Coach's Decision), 14 games while on assignment to the Iowa Energy and two games as a healthy scratch on the inactive list... Sat out one game on Feb. 4 with a sore left ankle... Made his NBA debut on Nov. 3 vs. New Orleans... Scored 13 points in a career-high 23 minutes on March 3 vs. Utah... Recorded a career-high three steals on March 12 at Washington... Scored a career-high 19 points on April 13 at Golden State... Scored in double figures three times... Led the team in scoring once, in steals four times and in blocks five times (all including ties)... Completed five D-League assignments to Iowa... Appeared in 11 games (three starts) and averaged 18.1 points, 7.0 rebounds, 1.9 assists and 1.91 steals in 31.9 minutes for the Energy... **2015 Playoffs:** Appeared in four postseason games (zero starts) and averaged 1.8 points in 2.5 minutes.

NBA TRANSACTIONS

The early-entry candidate was drafted by the Memphis Grizzlies in the first round (22nd overall) of the 2014 NBA Draft on June 26, 2014... Signed a multi-year contract with the Memphis Grizzlies on July 7, 2014.

COLLEGE CAREER

Averaged 16.4 points, 4.6 rebounds, 2.1 assists and a school-record 2.43 steals on .467 shooting in 30.2 minutes in 69 games (63 starts) in two seasons (2012-14) at UCLA, leading the Bruins to consecutive NCAA Tournament appearances and a Sweet 16 berth in 2013-14... Finished his collegiate career with 168 steals, the seventh-highest mark in school history, and established the Bruins' single-season steals record with 95 steals in 2013-14... **2013-14 (Sophomore):** Led the team with 17.4 points and 2.64 steals to go with 5.3 rebounds and 2.3 assists on .485 shooting in 30.1 minutes in 36 games (all starts) in leading UCLA to the Sweet 16... Captured First Team All-Pac 12 honors... Set the Bruins' single-season steals record with 95 steals... Led the Pac-12 in total steals, steals per game and steal percentage (5.0)... Also led the conference in Player Efficiency Rating (28.3)... Ranked seventh in the Pac-12 in scoring, third in field goal percentage and fourth in free throws made (158) and free throw percentage (.836)... His 626 points were the second-most by a UCLA player in the last 19 seasons behind only **Kevin Love** (681 in 2007-08)... Led the team in three-point field goals made (52), three-point field goal attempts (146), free throws and free

JORDAN ADAMS



throw attempts (189)... Became the second-youngest player in program history to reach the 1,000-point plateau (19 years, 241 days) behind only **Tracy Murray** (19 years, 217 days)... Averaged 19.0 points, 5.6 rebounds, 3.0 assists and 1.67 steals on .564 shooting in 30.7 minutes in three games during the NCAA Tournament... Reached double figures scoring 31 times, 20+ points 13 times and 30+ points twice, including a career-high 31 points on March 6, 2014 at Washington... Recorded 10+ rebounds three times, including a career-high 13 rebounds on Jan. 16, 2014 at Colorado... Recorded a career-high eight steals on Nov. 18, 2013 vs. Sacramento State... Posted three double-doubles... **2012-13 (Freshman):** Averaged 15.3 points, 3.8 rebounds, 1.8 assists and 2.21 steals on .447 shooting in 30.3 minutes in 33 games (27 starts) as a freshman... An Honorable Mention All-Pac 12 selection... Led the team in steals per game and ranked second in scoring... His scoring average ranked fifth all-time by a UCLA freshman... Led the conference in steals (73), steals per game and steal percentage (4.2)... Ranked eighth in the Pac-12 in scoring and field goal percentage, fifth in free throws made (129) and third in free throw percentage (.843)... Shot 16-of-16 from the free throw line on Nov. 13, 2012 vs. California-Irvine, one shy of UCLA's single-game record for most free throws made without a miss (**Reggie Miller**, 17-of-17 on Jan. 16, 1986)... Broke the fifth metatarsal on his right foot on the final play of UCLA's 66-64 win on March 15, 2013 vs. Arizona, forcing him to miss the team's final two games... Scored in double figures 25 times and 20+ points 11 times.

PERSONAL

Born July 8, 1994 in Atlanta... Full name is Jordan LaVell Adams... Son of Sabrina Johnson and John Adams... Stepmother is Heidi Adams... Has two sisters, Journey Johnson and Jayla Black... Has one stepsister, Lauren Greshaw, and one stepbrother, Jordan Oglesby... Majored in sociology at UCLA... Two-year varsity basketball letter winner at Oak Hill Academy (Mouth of Wilson, Va.) after transferring from Central Gwinnett High School... Led Oak Hill Academy to a school-record 44-0 record and guided the program to its seventh FAB 50 national title as a senior (2011-12)... Served as team captain during his senior season and captured co-MVP honors at the end of the season... Averaged 19.8 points, 5.0 rebounds, 6.0 assists and 3.5 steals as a senior... Finished his career as the school's fourth all-time leading scorer... Competed for the Atlanta Celtics AAU team in the summer of 2011 alongside former Grizzlies teammate **Jarnell Stokes** and had a breakout performance against the Dream Vision, which featured UCLA teammate and current Minnesota Timberwolves guard **Shabazz Muhammad**.

NBA Regular Season Statistics

Year-Team	G-GS	MIN	Field Goals		3-Point		Free Throws		Rebounds		STL	BLK	TO	PF	PTS	RPG	APG	PPG
			FGM-FGA	PCT	FGM-FGA	PCT	FTM-FTA	PCT	OFF-DEF-TOT	AST								
14-15 MEM	30-0	248	35-86	.407	10-25	.400	14-23	.609	9-19-28	16	16	7	14	24	94	0.9	0.5	3.1
15-16 MEM	2-0	15	2-6	.333	0-1	.000	3-5	.600	0-2-2	3	3	0	2	2	7	1.0	1.5	3.5
CAREER	32-0	263	37-92	.402	10-26	.385	17-28	.607	9-21-30	19	19	7	16	26	101	0.9	0.6	3.2

NBA Playoff Statistics

Year-Team	G-GS	MIN	Field Goals		3-Point		Free Throws		Rebounds		STL	BLK	TO	PF	PTS	RPG	APG	PPG
			FGM-FGA	PCT	FGM-FGA	PCT	FTM-FTA	PCT	OFF-DEF-TOT	AST								
14-15 MEM	4-0	10	2-3	.667	1-1	1.000	2-4	.500	0-1-1	0	1	0	0	0	7	0.3	0.0	1.8
CAREER	4-0	10	2-3	.667	1-1	1.000	2-4	.500	0-1-1	0	1	0	0	0	7	0.3	0.0	1.8

NBA D-League Statistics

Year-Team	G-GS	MIN	Field Goals		3-Point		Free Throws		Rebounds		STL	BLK	TO	PF	PTS	RPG	APG	PPG
			FGM-FGA	PCT	FGM-FGA	PCT	FTM-FTA	PCT	OFF-DEF-TOT	AST								
14-15 IOW	11-3	351	73-158	.462	18-47	.383	35-44	.795	27-50-77	21	21	5	20	21	199	7.0	1.9	18.1
CAREER	11-3	351	73-158	.462	18-47	.383	35-44	.795	27-50-77	21	21	5	20	21	199	7.0	1.9	18.1

SINGLE GAME HIGHS

PTS	19	4/13/15, MEM at GSW	3FGA	5	4/13/15, MEM at GSW	AST	2	4/15/15, MEM vs IND (4x)
FGM	6	4/13/15, MEM at GSW (2x)	FTM	5	4/13/15, MEM at GSW	STL	3	3/12/15, MEM at WAS
FGA	15	4/13/15, MEM at GSW	FTA	7	4/13/15, MEM at GSW	BLK	2	1/29/15, MEM vs DEN
3FGM	2	4/13/15, MEM at GSW	REB	5	4/15/15, MEM vs IND	MIN	23	4/15/15, MEM vs IND (2x)



POSITION
GUARD/FORWARD

HEIGHT
6'4"

WEIGHT
213

NBA SEASONS
12

PRIOR TO NBA
OKLAHOMA STATE

2015-16 SEASON

Appeared in 64 games (57 starts) and averaged 8.3 points, 3.2 rebounds, 1.9 assists and 1.72 steals in 25.3 minutes in his 12th NBA season (sixth with the Grizzlies)... Shot .458 from the field, .357 from three-point range and .652 from the free throw line... Led the NBA in steal rate with 3.5 steals per 100 possessions... Ranked fourth in the NBA in steals per turnover (1.41)... Led Memphis and ranked 15th in the NBA in steals per game... Led the Grizzlies in total steals (110) and games started (57)... Joined **Mike Conley** (eight times) and **Rudy Gay** (six) as the only players in franchise history to average one steal per game in six different seasons... Recorded at least one steal per game for the 10th time in his career... Shot his highest three-point percentage since his rookie season... **Notable Games and Trends:** Recorded his lone double-double of the season with 15 points and 10 rebounds on Jan. 10 vs. Boston... Registered nine points and a career-high 12 rebounds in a season-high 40 minutes on Jan. 25 vs. Orlando... Took on a larger scoring role later in the season, averaging 13.0 points (.506 FG/.736 FT) in 27.7 minutes in 17 games (all starts) from March-April after averaging 6.7 points (.430 FG/.600 FT) in 24.5 minutes in 47 games (40 starts) from October-February... Scored 20+ points four times in the final 17 games of the season after not scoring 20 in any of his previous 275 games dating back to the 2011-12 season... Recorded 26 points (11-of-17 FG, 1-of-1 3P, 3-of-3 FT) and a season-high five steals in leading eight available Grizzlies to a road victory on March 7 at Cleveland... Reached 1,000 career steals in the win over the Cavaliers... Scored 22 points and secured **Zach Randolph's** first career triple-double by converting a lay-up for Randolph's 10th assist on March 19 vs. LA Clippers... Scored a season-high 27 points (12-of-12 FG, 3-of-5 FT) in his final matchup with **Kobe Bryant** on March 22 at LA Lakers... Became the first player to make at least a dozen field goals without a miss since **Serge Ibaka** (12-of-12 FG on Jan. 31, 2014) and the first guard to do so since **Gary Payton** (14-of-14 FG on Jan. 4, 1995)... The only player older than Allen (34 years, 71 days) to accomplish this feat was **Karl Malone**, twice (12-of-12 FG at 35 years, 256 days; 12-of-12 FG at 37 years, 194 days)... Scored 25 points (8-of-14 FG, 9-of-9 FT) in his final game of the regular season on April 8 at Dallas... **Miscellaneous:** Scored 10+ points 21 times, including four games with 20+ points... Grabbed 10+ rebounds twice... Recorded one double-double... Led the Grizzlies in scoring three times, in rebounding six times, in assists once, in steals a team-high 30 times, and in blocks four times (all including ties)... Missed 18 games due to injury, 15 of which he dressed and was listed as a DNP (Coach's Decision)... Sat out five games (Dec. 13-19) with a right knee injury... Missed two games (Jan. 21-23) with a sore left knee/hamstring... Sideline eight games (Feb. 21-March 6) with a sore left knee... Sat out the final three games of the season (April 9-13) with a sore left hamstring... **2016 Playoffs:** Appeared in all four games (two starts) during the Western Conference First Round series against San Antonio and averaged 7.5 points, 2.8 rebounds and 1.25 steals in 23.5 minutes... Shot .303 from the field, .143 from three-point range and .692 from the free throw line.

NBA CAREER

Has appeared in 727 games (375 starts) in his 12-year NBA career and has averaged 8.1 points, 3.4 rebounds, 1.3 assists and 1.42 steals in 21.8 minutes for the Boston Celtics and Memphis Grizzlies... Has shot .477 from the field, .280 from three-point range and .718 from the free throw line... Named to the NBA All-Defensive Team five times in his six seasons in Memphis, earning First Team honors in 2014-15, 2012-13 and 2011-12 and Second Team honors in 2015-16 and 2010-11... Led all players receiving votes for the 2012-13 All-Defensive Teams... Finished seventh in the voting for the 2014-15 NBA Defensive Player of the Year Award, fifth in 2012-13, sixth in 2011-12 and fourth in 2010-11... A member of the 2008 NBA Champion Boston Celtics... Owns eight career double-doubles... Holds career postseason averages of 6.0 points, 3.0 rebounds and 1.22 steals in 19.2 minutes in 112 playoff games (50 starts) with Boston and Memphis... The Grizzlies' all-time postseason leader in total steals (105) and steals per game (1.88)... Has made the NBA Playoffs in 10 of his 12 professional seasons... **2014-15 (Memphis):** Completed his 11th NBA season and fifth season in Memphis with averages of 8.6 points, 4.4 rebounds and 1.4 assists in 26.2 minutes in 63 games (41 starts)... Shot .495 from the field, .345 from three-point range and .627 from the free throw line...

Named to the NBA All-Defensive First Team, his fourth career All-Defensive selection, all coming during his five seasons in Memphis, and third career First Team honor... Finished seventh in the balloting for the 2014-15 NBA Defensive Player of the Year, leading all guards in the voting and finishing second among wings behind DPOY winner **Kawhi Leonard**... Ranked third in the NBA in steals per game (2.05), first in steals per 48 minutes (3.8), first in steal percentage (4.1) and first in defensive rating (94.9) with a minimum of 1,500 minutes played... Led all guards and ranked fifth among all NBA players in ESPN's Real Defensive Plus-Minus (4.58)... Tied a single-season career high for total steals (129) and set a new personal best for steals per game, leading the Grizzlies in both categories... According to SportVU data, held offensive players he defended to 6.9 percentage points lower than their overall average field goal shooting percentage... Became the first player since **Nate McMillan** (1994-95) to average at least 2.00 steals in under 28.0 minutes per game... The only NBA player to post three-or-more games of at least six steals and one of six players to record seven steals in a game... Recorded 12 points and a career-high tying 11 rebounds on Nov. 3 vs. New Orleans... Recorded multiple steals in a career-high seven straight games from Nov. 28-Dec. 12 and again from Dec. 16-Jan. 5... Scored a season-high 17 points on Jan. 16 at Orlando... Totaled 10 points, a career-high tying 11 rebounds and six steals on March 21 vs. Portland, becoming the first player in franchise history to record a double-double with at least six steals... Recorded 10+ points 25 times (22-3 record) and 10+ rebounds twice (2-0 record)... Recorded two double-doubles (2-0 record)... Led the team in rebounding five times, assists once, steals 32 times, blocks six times and minutes once (all including ties)... Missed 19 games (inactive 13 times) due to injury, rest or suspension... Missed two games from Nov. 19-21 with a stomach virus... Missed four games (inactive three times) from Dec. 17-22 with a right corneal abrasion... Missed two games (inactive once) from Jan. 26-27 with a left ankle sprain... Missed one game on March 3 due to a team suspension... Missed one game (inactive) on March 12 at Washington for rest... Missed nine games (inactive eight times) from March 29-April 15 with a left hamstring strain... **2015 Playoffs:** Averaged 6.6 points, 5.2 rebounds, 1.5 assists and 2.40 steals in 27.9 minutes in 10 postseason games (nine starts)... Ranked second in the NBA in steals per game during the playoffs... Tied his playoff career high with three blocks to go with nine rebounds in a team-high 36 minutes on April 22 vs. Portland in Game 2 of the Western Conference First Round... Recorded 10 rebounds on April 27 at Portland in Game 4... Tied his playoff career high with five steals on April 29 vs. Portland in Game 5... Scored a playoff season-high 15 points on May 3 vs. Golden State in Game 1 of the Western Conference Semifinals... Scored 10+ points once... Recorded 10+ rebounds once... Missed Game 5 of the Western Conference Semifinals on May 13 at Golden State due to a sore left hamstring... **2013-14 (Memphis):** Concluded his fourth season in Memphis and 10th in the NBA with averages of 9.0 points, 3.8 rebounds and 1.64 steals in 23.2 minutes in 55 games (28 starts)... Shot .494 from the field, .234 from three-point range and .628 from the free throw line... Split his time between the starting lineup and the bench, averaging 10.0 points, 3.8 rebounds and 1.93 steals on .487 shooting in 26.0 minutes in 28 starts and recording 8.0 points, 3.8 rebounds and 1.33 steals on .503 shooting in 20.2 minutes in 27 games in reserve... Scored 15 points and made all three of his three-point attempts in the season opener on Oct. 30, 2013 at San Antonio, setting a new career high for threes made in a game and equaling the total number of treys he made during the previous season... Grabbed a career-high 10 offensive rebounds on Dec. 18, 2013 at Dallas, becoming the first guard to get double-digit offensive rebounds in a game since **Bonzi Wells** had 10 for Sacramento on March 17, 2006... Scored a season-high 19 points on Dec. 21, 2013 at New York... Led the team or shared the team lead in scoring twice, rebounding once, assists three times, steals 23 times and blocks once... Scored 10+ points 24 times... Grabbed 10+ rebounds once... Notched one double-double... Missed 27 games due to injury, illness or league suspension... Missed one game on Nov. 20, 2013 at Golden State due to a league suspension after being assessed a flagrant-2 penalty against **Chris Paul** in the previous game on Nov. 18, 2013 at LA Clippers... Missed four games from Dec. 5-11, 2013 due to a right hip contusion... Missed 21 games from Jan. 5-Feb. 18, 2014 due to a sprained left wrist... Not with team on March 24, 2014 vs. Minnesota due to a stomach illness... **2014 Playoffs:** Averaged 12.3 points, 7.7 rebounds and 1.71 steals on .486 shooting in 33.0 minutes in seven games (one start) in the Grizzlies' opening round series against the Oklahoma City Thunder... Scored 10+ points five times, including a playoff season-high 16 points in Game 3 on April 24 vs. Oklahoma City... In Game 4 on April 26 vs. Oklahoma City, grabbed a playoff career-high 13 rebounds, including 10 offensive rebounds, becoming the second Grizzlies reserve to double-double in a playoff game (**Lorenzen Wright**, 10 points and 10 rebounds on April 29, 2006)... Also became the sixth reserve to record 10+ offensive rebounds in a postseason game since the 1986 Playoffs, joining centers **John Salley**, **Roy Tarpley**, **Jayson Williams**, **Greg Ostertag** and **Jeff Foster**... **2012-13 (Memphis):** Led all players receiving votes for the 2012-13 NBA All-Defense Teams, marking his second-straight First Team All-Defense honor and third consecutive NBA All-Defense selection... Finished fifth in the balloting for 2012-13 Defensive Player of the Year... Averaged a career-high 4.6 rebounds and 1.51 steals in 26.7 minutes in a career-high 79 games (all starts)... Recorded 8.9 points and 1.2 assists on .445 shooting on the offensive side of the floor... Shot .557 in the month of February, leading all NBA guards in field goal percentage during the month... **2013 Playoffs:** Averaged playoff career highs across the board with 10.3 points, 6.1 rebounds, 1.8 assists and 2.00 steals in 28.1 minutes in 15 postseason games, helping Memphis advance to the Western Conference Finals for the first time in club history... Ranked third in steals per game during the NBA Playoffs... Set playoff career highs with 19 points and six assists on May 3, 2013 vs. LA Clippers in Game 6 of the opening round... Totaled 16 points and 10 rebounds on April 22, 2013 at LA Clippers for his first career postseason double-double... Recorded a postseason career-high five steals in Game 2 of the Western Conference Semifinals on May 7, 2013 at Oklahoma City... **2011-12 (Memphis):** Named to the 2011-12 NBA All-Defensive First Team after placing fifth in the NBA in steals per game (career-high 1.79) and third in steals per 48 minutes (3.27)... Finished sixth in the voting for the 2011-12 NBA Defensive Player of the Year, the highest for any guard... Averaged 9.8 points, 4.0 rebounds and 1.4 assists on .469 shooting in 26.3 minutes in 58 games (57 starts)... Recorded a franchise record and set a career high with eight steals on April 23, 2012 vs. Cleveland... **2012 Playoffs:** Averaged 6.9 points, 3.1 rebounds and 0.7 assists on .400 shooting in



TONY ALLEN

PLAYERS

24.3 minutes in seven games against the Los Angeles Clippers in the first round of the 2012 Western Conference Playoffs... **2010-11 (Memphis):** Emerged as one of the league's top perimeter defenders in his first season in Memphis, averaging 1.79 steals and helping the Grizzlies pace the NBA in steals and forced turnovers... Named to the 2010-11 NBA All-Defensive Second Team, marking his first and the Grizzlies' first selection to an All-Defensive Team... Averaged 4.14 steals per 48 minutes, the highest rate by an NBA player since **Nate McMillan** (1993-94)... Finished fourth in the voting for Defensive Player of the Year... Averaged 8.9 points, 2.7 rebounds and 1.4 assists on .510 shooting in 20.8 minutes in 72 games (31 starts)... Hauled in a career-high 11 rebounds on March 19, 2011 vs. Indiana... **2011 Playoffs:** Posted 8.8 points, 2.9 rebounds, 1.5 assists and 1.92 steals in 26.9 minutes in 13 games (all starts), helping Memphis advance to the Western Conference Semifinals for the first time in franchise history... **2009-10 (Boston):** Played a key defensive role for the Eastern Conference Champion Celtics, averaging 6.1 points, 2.7 rebounds, 1.3 assists and 1.07 steals in 16.5 minutes in 77 games (eight starts)... Recorded his first career double-double with 10 points and 10 rebounds on Dec. 27, 2009 at LA Clippers... Tied a career high with seven assists on Jan. 2, 2010 vs. Toronto... **2010 Playoffs:** Averaged 5.1 points and 1.04 steals in 16.3 minutes in 24 games... **2008-09 (Boston):** Averaged 7.8 points, 2.3 rebounds, 1.4 assists and 1.17 steals in 19.3 minutes in 46 games (two starts) in his fifth season with the Celtics... **2009 Playoffs:** Averaged 0.9 points and 0.9 rebounds in 6.0 minutes in 10 appearances... **2007-08 (Boston):** Averaged 6.6 points, 2.2 rebounds and 1.5 assists in 18.3 minutes in 75 games (11 starts) in his fourth season in Boston... Averaged 9.6 points, 2.9 rebounds and 1.45 steals in 29.3 minutes in his 11 starts... **2008 Playoffs:** Won NBA Championship, averaging 1.3 points in 4.3 minutes in 15 postseason games, as Boston went on to defeat the Los Angeles Lakers (4-2) in the 2008 NBA Finals... **2006-07 (Boston):** Started his third season in Boston averaging career highs in scoring (11.5 points), 2.9 rebounds (3.8) and assists (1.7) in 24.4 minutes in 33 games (18 starts) before suffering a season-ending tear of the anterior cruciate ligament (ACL) and medial collateral ligament (MCL) of his left knee on Jan. 10, 2007 vs. Indiana... **2005-06 (Boston):** Averaged 7.2 points, 2.2 rebounds, 1.3 assists and 1.00 steals in 19.2 minutes in 51 games (nine starts) in his second season with the Celtics... Blocked a career-high four shots on March 20, 2006 vs. LA Lakers... **2004-05 (Boston):** Averaged 6.4 points, 2.9 rebounds and 0.99 steals in 16.4 minutes in 77 games (34 starts) as a rookie... Tied for fourth among rookies in steals... Participated in the Rookie Challenge at the 2005 NBA All-Star Weekend, scoring a team-high 17 points... Scored 20 points in his first career start on Jan. 22, 2005 at Atlanta... Made his NBA debut on Nov. 3, 2004 vs. Philadelphia... **2005 Playoffs:** Recorded 2.7 points, 1.7 rebounds and 0.3 assists in 12.9 minutes, appearing in all seven playoff games (three starts) for Boston.

NBA TRANSACTIONS

Drafted by the Boston Celtics in the first round (25th overall) of the 2004 NBA Draft on June 24, 2004... Signed a multi-year contract with the Boston Celtics on July 3, 2004... Signed as a free agent with the Memphis Grizzlies on July 13, 2010... Signed a multi-year contract with the Memphis Grizzlies on July 15, 2013.

COLLEGE CAREER

In two seasons at Oklahoma State University (2002-04), averaged 15.3 points, 5.5 rebounds, 2.9 assists, 2.01 steals and 0.82 blocks in 31.4 minutes in 67 games (62 starts)... Became the first player in Cowboys history to surpass the 1,000 career point threshold in just two seasons... Played his first two collegiate seasons at Wabash Valley (Ill.) and Butler County (Kan.) Community College... **2003-04 (Senior):** Led Oklahoma State in scoring (16.0 points) and guided the Cowboys to the 2004 NCAA Final Four... Named Big 12 Player of the Year and earned Honorable Mention All-America by The Associated Press... Averaged 5.5 rebounds and 2.1 steals in 35 games (34 starts)... Posted 15.2 points, 6.0 rebounds and 4.0 rebounds during the 2004 NCAA Tournament... Scored 23 points and grabbed seven rebounds in a Sweet 16 win over Pittsburgh on March 25, 2004... Recorded 13 points, four rebounds and four assists in Oklahoma State's Final Four loss to Georgia Tech on April 3, 2004... **2002-03 (Junior):** Averaged 14.4 points and 5.4 rebounds in 32 games (28 starts) en route to his consensus selection as Big 12 Newcomer of the Year... **2001-02 (Sophomore):** Averaged 14.5 points and 5.3 rebounds in 38 games for Wabash Valley (Ill.)... Led Wabash Valley to a 32-6 record and a fourth-place finish at the NJCAA Championships, averaging 22.8 points and 10.5 rebounds during the tournament... Named Second Team All-Region XXIV... **2000-01 (Freshman):** Averaged 16.5 points, 6.1 rebounds and 2.8 steals in 32 games (31 starts) for Butler County (Kan.) Community College... Named Second Team All-Jayhawk West Conference and Jayhawk West Freshman of the Year.

PERSONAL

Born Jan. 11, 1982 in Chicago... Full name is Anthony Allen... Son of Ella Allen... Has two sisters, Ebony and Dominique, and a brother, Ryan, who played on the Grizzlies' 2012 summer league squad following a four-year collegiate career at Wisconsin-Milwaukee... Attended Crane High School in Chicago and played alongside NBA guard **Will Bynum**, whom he would play against when Oklahoma State met Georgia Tech in the 2004 NCAA Final Four... Hosts annual "Grit & Grind Basketball Academy," a free summer basketball clinic for boys and girls, during offseasons in Memphis... Remains close friends with current Grizzlies basketball operations assistant/scout **Glynn Cyprien**, who served as an assistant coach during his career at Oklahoma State... Enjoys listening to music in his spare time.

NBA Regular Season Statistics

Year-Team	G-GS	MIN	Field Goals		3-Point		Free Throws		Rebounds		STL	BLK	TO	PF	PTS	RPG	APG	PPG
			FGM-FGA	PCT	FGM-FGA	PCT	FTM-FTA	PCT	OFF-DEF-TOT	AST								
04-05 BOS	77-34	1262	184-387	.475	12-31	.387	112-152	.737	85-136-221	64	76	24	77	156	492	2.9	0.8	6.4
05-06 BOS	51-9	978	129-274	.471	11-34	.324	100-134	.746	32-79-111	67	51	18	67	126	369	2.2	1.3	7.2
06-07 BOS	33-18	805	133-259	.514	8-33	.242	105-134	.784	35-89-124	56	49	12	75	87	379	3.8	1.7	11.5
07-08 BOS	75-11	1373	169-389	.434	18-57	.316	138-181	.762	34-134-168	114	62	21	109	168	494	2.2	1.5	6.6
08-09 BOS	46-2	887	137-284	.482	6-27	.222	79-109	.725	22-82-104	66	54	23	77	98	359	2.3	1.4	7.8
09-10 BOS	54-8	889	129-253	.510	0-5	.000	72-119	.605	52-93-145	72	59	19	66	109	330	2.7	1.3	6.1
10-11 MEM	72-31	1494	251-492	.510	4-23	.174	137-182	.753	70-123-193	104	129	44	86	161	643	2.7	1.4	8.9
11-12 MEM	58-57	1525	210-448	.469	8-26	.308	140-175	.800	98-135-233	79	104	33	94	142	568	4.0	1.4	9.8
12-13 MEM	79-79	2109	284-638	.445	3-24	.125	134-187	.717	121-242-363	98	119	44	94	211	705	4.6	1.2	8.9
13-14 MEM	55-28	1278	204-413	.494	11-47	.234	76-121	.628	79-129-208	94	90	19	90	121	495	3.8	1.7	9.0
14-15 MEM	63-41	1648	225-455	.495	10-29	.345	79-126	.627	103-177-280	86	129	30	86	166	539	4.4	2.8	8.6
15-16 MEM	64-57	1620	215-469	.458	15-42	.357	90-138	.652	104-192-296	70	110	18	78	175	535	4.6	1.1	8.4
CAREER	727-375	15868	2270-4761.477		106-378	.280	1262-1758	.718	835-1611-2446	970	1032	305	999	1720	5908	3.4	1.3	8.1

NBA Playoff Statistics

Year-Team	G-GS	MIN	Field Goals		3-Point		Free Throws		Rebounds		STL	BLK	TO	PF	PTS	RPG	APG	PPG
			FGM-FGA	PCT	FGM-FGA	PCT	FTM-FTA	PCT	OFF-DEF-TOT	AST								
04-05 BOS	7-3	90	8-18	.444	0-0	---	3-7	.429	4-8-12	2	3	2	5	17	19	1.7	0.3	2.7
07-08 BOS	15-0	65	9-16	.563	0-1	.000	2-5	.400	1-2-3	3	2	0	1	5	20	0.2	0.2	1.3
08-09 BOS	10-0	60	4-8	.500	0-0	---	1-1	1.000	1-8-9	3	2	0	1	4	9	0.9	0.3	0.9
09-10 BOS	24-0	391	47-98	.480	0-5	.000	28-36	.778	13-28-41	17	25	14	23	58	122	1.7	0.7	5.1
10-11 MEM	13-13	350	43-101	.426	1-7	.143	27-41	.659	15-23-38	20	25	5	24	43	114	2.9	1.5	8.8
11-12 MEM	7-7	170	18-45	.400	0-5	.000	12-17	.706	8-14-22	5	9	7	10	21	48	3.1	0.7	6.9
12-13 MEM	15-15	422	54-125	.432	2-8	.250	44-58	.759	37-54-91	27	30	5	19	48	154	6.1	1.8	10.3
13-14 MEM	7-1	230	35-72	.486	0-7	.000	16-21	.762	23-31-54	10	12	1	12	23	86	7.7	1.4	12.3
14-15 MEM	10-9	279	28-57	.491	1-7	.143	9-12	.750	14-38-52	15	24	11	13	27	66	5.2	1.5	6.6
15-16 MEM	4-2	94	10-33	.303	1-7	.143	9-13	.692	6-5-11	3	5	2	6	11	30	2.8	0.8	7.5
CAREER	112-50	2151	256-573	.447	5-47	.106	151-211	.716	122-211-333	105	137	47	114	257	668	3.0	0.9	6.0

SINGLE GAME HIGHS

PTS	30	12/15/06, BOS vs DEN	3FGA	4	1/12/16, MEM vs HOU (3x)	AST	7	1/2/10, BOS vs TOR (2x)
FGM	12	3/22/16, MEM at LAL	FTM	11	12/27/06, BOS at LAC	STL	8	4/23/12, MEM vs CLE
FGA	17	3/7/16, MEM at CLE (6x)	FTA	14	2/22/11, MEM at DEN	BLK	4	1/31/12, MEM vs DEN (2x)
3FGM	3	10/30/13, MEM at SAS	REB	12	1/25/16, MEM vs ORL	MIN	48	12/15/06, BOS vs DEN

INTRO

PLAYERS

EXECUTIVES

BASKETBALL OPERATIONS

OPERATIONS

BUSINESS OPERATIONS

MEDIA

COMMUNITY

HISTORY

PLAYOFFS

REVIEW

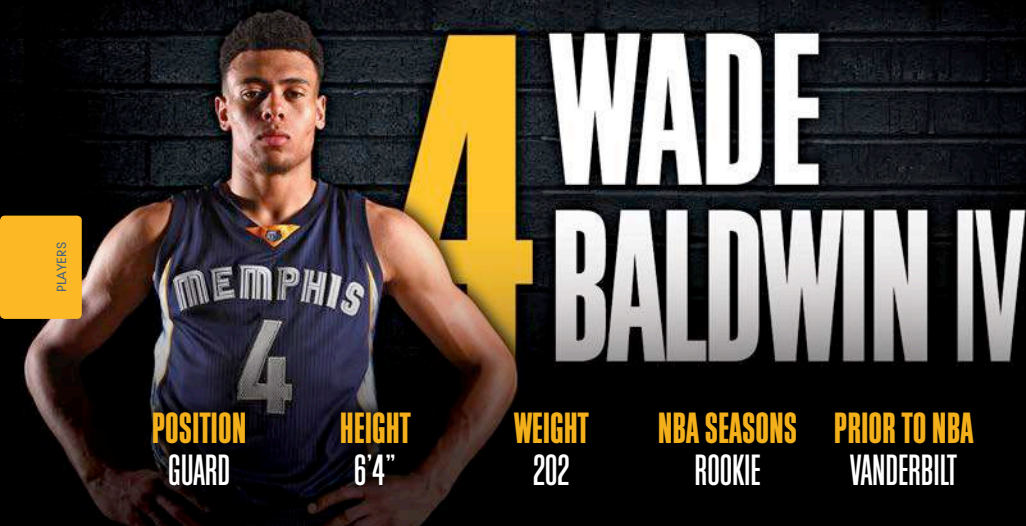
OPONENTS

NBA

FANFORUM

AT A GLANCE

13



POSITION
GUARD

HEIGHT
6'4"

WEIGHT
202

NBA SEASONS
ROOKIE

PRIOR TO NBA
VANDERBILT

NBA TRANSACTIONS

Drafted by the Memphis Grizzlies in the first round (17th overall) of the 2016 NBA Draft on June 23, 2016... Signed by the Memphis Grizzlies to a multi-year contract on July 16, 2016.

COLLEGE CAREER

Played two seasons at Vanderbilt University, appearing in 68 games (54 starts) for the Commodores, and averaged 11.7 points, 4.1 rebounds, 4.8 assists and 1.32 steals in 29.6 minutes while shooting 43.2 percent from the field, 42.2 percent from three-point range and 80.0 percent from the free throw line... Finished his collegiate career ranked second in program history in assists per game behind **Jan van Breda Kolff** (5.4)... **2015-16 (Sophomore):** Appeared in 33 games (30 starts) and averaged 14.1 points, 4.0 rebounds, 5.2 assists and 1.21 steals in 30.4 minutes while shooting 42.7 percent from the field, 40.6 percent from three-point range and 79.9 percent from the free throw line... Named Second Team All-Southeastern Conference by the coaches after finishing third in the SEC in assists for both all games and league games... Set a program record for total assists by a sophomore (172), and his 5.2 assists per game average ranked sixth in Vandy history... Scored in double figures 26 times, including four 20-point performances... Reached double figures in assists twice... Scored a career-high 25 points on Jan. 20, 2016 at Tennessee... **2014-15 (Freshman):** Appeared in 35 games (24 starts) and averaged 9.4 points, 4.1 rebounds, 4.4 assists and 1.43 steals in 28.8 minutes while shooting 43.9 percent from the field, 43.9 percent from three-point range and 80.2 percent from the free throw line... Named to the SEC All-Freshman Team... Led all freshmen and finished fifth in the SEC in assists per game... Ranked eighth in the conference in steals per game and third in assist-to-turnover ratio (2.3)... Won SEC Freshman of the Week for the week of Nov. 17, 2014... Scored in double figures 20 times, including one 20-point effort... Finished one assist shy of a triple-double with 20 points, a career-high 10 rebounds and nine assists in an NIT second-round victory on March 20, 2015 vs. South Dakota State.

PERSONAL

Born March 29, 1996 in Belle Mead, N.J.... Full name is Wade Manson Baldwin IV... Son of Wade III and Monica Baldwin... Recipient of the Southwood Family Men's Basketball Scholarship at Vanderbilt... As a high school senior, led St. Joseph's (NJ) to a 30-2 overall record and the Non-Public A New Jersey State Championship while averaging 15.0 points, 4.1 rebounds and 7.1 assists... Compiled a 57-7 prep record during his junior and senior seasons.

NCAA Statistics

Season	School	Conf	G	MIN	Field Goals		3-Point		Free Throws		Rebounds		AST	STL	BLK	TO	PF	PTS	RPG	APG	PPG
					FGM-FGA	PCT	FGM-FGA	PCT	FTM-FTA	PCT	OFF-DEF-TOT										
14-15	VANDY	SEC	35	1009	99-227	.439	43-98	.439	85-106	.802	17-128-145	155	50	4	67	86	326	4.1	4.4	9.3	
15-16	VANDY	SEC	33	1002	135-316	.427	41-101	.406	155-194	.799	13-119-132	172	40	11	91	85	466	4.0	5.2	14.1	
CAREER			68	2011	234-543	.432	84-199	.422	240-300	.800	30-247-277	327	90	15	158	171	792	4.1	4.8	11.6	



WATCH ON

FOX
SPORTS
GO

ONSELECT
PROVIDERS

AT&T U-VERSE

CHECK LOCAL LISTINGS

DIRECTV

CH. 649

DISH

CHECK LOCAL LISTINGS

XFINITY

CH. 831



PLAYERS

POSITION
GUARD/FORWARDHEIGHT
6'6"WEIGHT
220NBA SEASONS
18PRIOR TO NBA
NORTH CAROLINA

2015-16 SEASON

Appeared in 60 games (three starts) and averaged 6.6 points and 2.4 rebounds in 16.8 minutes in the 18th season of his prestigious NBA career... Shot .388 from the field, .349 from three-point range and .833 from the free throw line... **Notable Games and Trends:** Continued climbing the NBA career leaderboards, advancing past **Charles Barkley** (23,757 points) for 24th in NBA history for career scoring on Feb. 24 vs. LA Lakers... Also settled into a tie with **Terry Porter** (1,274 games) for 26th in league history for career games played by the end of the season... Made the longest shot in the NBA in over nine years when he swished an 83-foot shot at the end of the third quarter on Feb. 19 vs. Minnesota... It was the longest made shot of his career and the longest in the NBA since **LeBron James** hit an 83-footer of his own on Jan. 3, 2007... He also made the fourth-longest shot in the NBA this season, banking it in from 65 feet at the end of the first quarter on Nov. 27 vs. Atlanta... Recorded 16 points and a season-high seven rebounds in a season-high 31 minutes on Feb. 21 at Toronto... Scored a season-high 19 points, shooting 5-of-5 from three-point range in the first half on Feb. 26 at LA Lakers... Scored 15 points and made four free throws in the final 13.4 seconds in helping guide eight available Grizzlies to a road victory on March 7 at Cleveland... Tied a season high with seven rebounds in his final game against **Kobe Bryant** on March 22 at LA Lakers... Posted 17 points and a season-high four assists on April 5 vs. Chicago... Tied season highs for rebounds (7) and assists (4) in his first start of the season on April 9 vs. Golden State... Started the final three games of the regular season and averaged 9.0 points (.370 FG/.833 3P/1.000 FT) in 23.0 minutes... Averaged 10.0 points (.410 FG/.424 3P/.825 FT) in 21.6 minutes in his final 25 games... **Miscellaneous:** Scored 10+ points 16 times... Led the Grizzlies in scoring twice, in rebounding twice, in assists twice, in steals four times and in blocks nine times (all including ties)... Missed a total of 22 games... Sideline four games (March 12-17) due to a left calf strain, including two games (March 12-14) where he dressed and was listed as a DNP (Coach's Decision)... Sat out an additional 18 games as a healthy DNP (Coach's Decision)... **2016 Playoffs** Started all four games during the Western Conference First Round series against San Antonio and averaged 11.3 points, 3.8 rebounds and 1.3 assists in 22.8 minutes while shooting 45.5 percent from the field, 70.0 percent from three-point range and 100 percent from the free throw line.

NBA CAREER

Has appeared in 1,274 games (954 starts) in his 18-year NBA career and has averaged 18.8 points, 4.6 rebounds and 3.4 assists in 32.4 minutes for the Toronto Raptors, New Jersey Nets, Orlando Magic, Phoenix Suns, Dallas Mavericks and Memphis Grizzlies... Has shot .439 from the field, .373 from three-point range and .800 from the free throw line... An eight-time NBA All-Star (2000-07) who has been voted in as a starter seven times and was the league's leading vote-getter four times... Named to the 2000-01 All-NBA Second Team and the 1999-2000 All-NBA Third Team... Ranks 24th on the NBA's all-time scoring list with 23,969 career points... Became the 27th player in NBA history to eclipse the 23,000 career points mark on March 16, 2014 at Oklahoma City... Became the 37th player in NBA history to break the 20,000 career points barrier on Jan. 17, 2011 at New York... Ranks sixth on the NBA's all-time three-point field goals made list with 1,937 three-pointers... Ranks tied for 26th (with **Terry Porter**) on the NBA's career regular season games played list with 1,274 games... Became the 34th player in NBA history to appear in 1,200 career regular season games on March 17, 2015 at Detroit... Averaged at least 20 points per game in 10 consecutive seasons (1999-2009)... Named the NBA's Eastern Conference Player of the Month three times (February 2005, December 2005, April 2007) and Eastern Conference Player of the Week 11 times... The 1998-99 NBA Rookie of the Year... Won the Slam Dunk Contest at NBA All-Star Weekend in 2000... Has 90 career double-doubles and five triple-doubles... Owns career postseason averages of 18.8 points, 5.6 rebounds, 3.5 assists and 1.15 steals in 35.2 minutes in 82 playoff games (60 starts) for Toronto, New Jersey, Orlando, Dallas and Memphis... **2014-15 (Memphis):** Continued his decorated career and elevated up the NBA all-time leaderboards in his 17th NBA campaign and first in Memphis... Averaged 5.8 points, 2.0 rebounds and 1.2 assists in 16.5 minutes in 66 games (one start)... Shot .333 from the field, .297 from three-point range and .789 from the free throw line... Moved into the top 25 in NBA history in career points scored, passing **Robert Parish** (23,334 points) for 25th on the NBA's all-time points list on Dec. 17 at San Antonio... Vaulted to sixth in NBA history in career three-point field goals made, passing

VINCE CARTER



Chauncey Billups (1,830 three-point field goals) on Dec. 13 at Philadelphia... Became the 34th player in NBA history to play in at least 1,200 regular season games on March 17 at Detroit... Scored a season-high 18 points, including a season-best five threes, in a season-high 41 minutes to help Memphis win in triple-overtime on Dec. 17 at San Antonio, the first triple-overtime victory in franchise history (regular season or postseason)... Scored 16 points, including four threes, in a win on Dec. 16 vs. Golden State... Rediscovered his three-point stroke after returning from a left foot tendon injury on March 6 vs. LA Lakers... Ranked second on the Grizzlies in three-point field goals made (20) in the final month of the season, starting on March 17 at Detroit... Scored 11 points and made three three-pointers against his former team on March 20 at Dallas... Tallied 14 points with four threes on March 23 at New York... Scored 10+ points 13 times (8-5 record)... Led the team in steals seven times and blocks once (all including ties)... Missed 14 games (inactive 13 times) from Jan. 31-March 4 with a left foot tendon injury sustained on Jan. 29 vs. Denver... DNP (Coach's Decision) twice... **2015 Playoffs:** Averaged 6.3 points, 4.3 rebounds and 1.0 assists in 17.8 minutes in 11 postseason games (zero starts)... Recorded a postseason-high 16 points in 26 minutes on May 15 vs. Golden State in Game 6 of the Western Conference Semifinals... Scored 10+ points twice... **2013-14 (Dallas):** Averaged 11.9 points, 3.5 rebounds and 2.6 assists in 24.4 minutes in 81 games (zero starts) in his third season in Dallas and 16th in the NBA... Shot .407 from the field, .394 from three-point range and .821 from the free throw line... Led the league in three-pointers made off the bench (146)... Ranked 27th among league leaders in three-point percentage... Over the course of the season, advanced from 27th place to 25th place on the NBA's all-time scoring list, eclipsing **Elgin Baylor** and **Adrian Dantley**... Also advanced from 11th place to seventh place on the NBA's all-time three-point field goals made list, passing **Steve Nash**, **Dale Ellis**, **Peja Stojakovic** and **Rashard Lewis**... Saw his career-best streak of 26 consecutive games with a three-pointer come to an end on Nov. 1, 2013 at Houston... Passed **Steve Nash** for 10th place on the NBA's all-time three-point field goals made list on Nov. 23, 2013 at Denver... Made his 1,700th career three-pointer on Dec. 23, 2013, becoming the 10th player in NBA history with at least 1,700 three-point field goals made... Passed **Dale Ellis** (1,719 three-pointers) for ninth place on the NBA's all-time three-point field goals made list on Jan. 10, 2014 at New Orleans... Scored 13 points in 23 minutes on his 37th birthday on Jan. 26, 2014 vs. Detroit... Passed **Peja Stojakovic** (1,760 three-pointers) for eighth place on the NBA's all-time three-point field goals made list on March 2, 2014 at San Antonio... Became the 27th player in NBA history to eclipse the 23,000 career points mark on March 16, 2014 at Oklahoma City... Passed **Rashard Lewis** for seventh place on the NBA's all-time three-point field goals made list on March 19, 2014 vs. Minnesota... Passed **Elgin Baylor** (23,149 points) for 26th place on the NBA's all-time scoring list on April 6, 2014 at Sacramento... Also hit his 1,800th career triple in that game, becoming the seventh player in league history with at least 1,800 three-pointers made... Passed **Adrian Dantley** (23,177 points) for 25th place on the NBA's all-time scoring list on April 12, 2014 vs. Phoenix... Recorded one double-double... Scored 10+ points 51 times and 20+ points seven times, including a season-high 23 points on Feb. 24 at New York and March 27, 2014 vs. LA Clippers... **2014 Playoffs:** Averaged 12.6 points, 3.6 rebounds and 2.4 assists in 27.2 minutes in seven games in the Mavericks' opening round playoff series against San Antonio... Drained a three-pointer from the corner as time expired to give Dallas a 109-108 victory in Game 3 on April 26, 2014 vs. San Antonio... Scored 10+ points five times and 20+ points once, a playoff season-high 28 points (10-of-16 FG, 7-of-9 3FG) in Game 5 on April 30, 2014 at San Antonio... **2012-13 (Dallas):** Averaged 13.4 points, 4.1 rebounds, 2.4 assists and 25.8 minutes in 81 games (three starts) in his 15th NBA season (second in Dallas)... Shot .435 from the field, .406 from three-point range and .816 from the free throw line... Tied for 27th in three-point percentage among NBA leaders... Made a team-high 162 three-pointers (15th in the NBA), tying his career high for threes in a season (2000-01)... Tied with Oklahoma City's **Kevin Martin** for the most three-point field goals made off the bench (158)... Made at least one three-pointer in each of the final 25 games of the season (March 1-April 17, 2013), a career-best streak within a single season... That was also the longest such streak by a reserve in 2012-13... Over the course of the season, advanced from 17th to 11th on the NBA's all-time three-point field goals made list, passing **Nick Van Exel**, **Tim Hardaway**, **Eddie Jones**, **Glen Rice**, **Jason Richardson** and **Kobe Bryant**... Ranked seventh among reserves in scoring (13.3 points off the bench)... Appeared in his 1,000th career regular season game on Nov. 24, 2012 vs. LA Lakers, becoming the 104th player in NBA history to reach the milestone... Passed **Hal Greer** (21,586 points) for 30th place on the NBA's all-time scoring list on Jan. 10, 2013 at Sacramento... Passed **Larry Bird** (21,791 points) for 29th place on the NBA's all-time scoring list on Feb. 13, 2013 vs. Sacramento... Passed **Gary Payton** (21,813 points) for 28th place on the NBA's all-time scoring list on Feb. 22, 2013 at New Orleans, hitting a go-ahead three-pointer with 6.5 seconds left in the fourth quarter of the same game, a 104-100 win... Recorded his 8,000th career field goal on March 15, 2013 vs. Cleveland, becoming the 33rd player in NBA history to make at least 8,000 field goals... Became the 28th player in NBA history to eclipse the 22,000 career points mark on March 18, 2013 at Atlanta... Recorded his 4,000th career assist on April 5, 2013 at Sacramento... Became one of 15 players in NBA history with at least 22,000 points, 5,000 rebounds and 4,000 assists, joining **Kareem Abdul-Jabbar**, **Karl Malone**, **Michael Jordan**, **Kobe Bryant**, **Wilt Chamberlain**, **Oscar Robertson**, **John Havlicek**, **Alex English**, **Kevin Garnett**, **Jerry West**, **Paul Pierce**, **Charles Barkley**, **Ray Allen** and **Clyde Drexler**... Passed **Clyde Drexler** (22,195 points) for 27th place on the NBA's all-time scoring list on April 15, 2013 vs. Memphis... Recorded one double-double... Scored 10+ points 59 times and 20+ points 12 times, including a season-high 29 points on Jan. 19, 2013 vs. Oklahoma City... **2011-12 (Dallas):** Averaged 10.1 points, 3.4 rebounds and 2.3 assists in 25.3 minutes in 61 games (40 starts) in his 14th NBA season (first in Dallas)... Shot .411 from the field, .361 from three-point range and .826 from the free throw line... Passed **George Gervin** (20,708 points) for 34th place on the NBA's all-time scoring list on Feb. 1, 2012 vs. Oklahoma City... Passed **David Robinson** (20,790 points) for 33rd place on the NBA's all-time scoring list on Feb. 15, 2012 vs. Denver... Passed **Bob Pettit** (20,880 points) for 32nd place on the NBA's all-time scoring list on March 8, 2012 at Phoenix... Passed **Walt Bellamy** (20,941 points) for 31st on the NBA's all-time scoring list on March 19, 2012 at Denver... Became the 18th player in NBA history with 1,500 career three-point field goals made on April 20, 2012 vs. Golden State... Recorded one double-double... Scored 10+ points 31 times and 20+ points four times, including a season-high 23 points on April 18, 2012 vs. Houston... **2012 Playoffs:** Averaged 8.3 points, 5.5 rebounds and 1.25 steals in 26.8 minutes in four games in the Mavericks' opening round series against Oklahoma City... **2010-11 (Orlando/Phoenix):** Averaged 14.0 points, 3.8 rebounds, 2.0 assists and 28.1 minutes in his 13th NBA season, split between Orlando and Phoenix... Shot .437

INTRO

PLAYERS

EXECUTIVES

BASKETBALL
OPERATIONSBUSINESS
OPERATIONS

MEDIA

COMMUNITY

HISTORY

PLAYOFFS

REVIEW

OPONENTS

NBA

FEDERATION

AT A GLANCE



VINCE CARTER

PLAYERS

from the field, .361 from three-point range and .740 from the free throw line... Recorded 15.1 points, 4.1 rebounds and 2.9 assists in 30.2 minutes in 22 games (all starts) for Orlando... Posted 13.5 points, 3.6 rebounds and 1.6 assists in 27.2 minutes in 51 games (41 starts) for Phoenix... Traded by Orlando to Phoenix in a six-player deal on Dec. 18, 2010... Recorded one double-double... Scored 10+ points 59 times, 20+ points 15 times and 30+ points twice, including a season-high 33 points on Feb. 4, 2011 vs. Oklahoma City... **2009-10 (Orlando):** Averaged 16.6 points, 3.9 rebounds and 3.1 assists in 30.8 minutes in 75 games (74 starts) in his 12th NBA season (first in Orlando)... Shot .428 from the field, .367 from three-point range and .840 from the free throw line... Ranked 27th in the NBA in free throw percentage... Recorded one double-double... Scored 10+ points 60 times, 20+ points 25 times, 30+ points twice and 40+ points once, a season-high 48 points (19-of-27 FG) on Feb. 8, 2010 vs. New Orleans... Became just the fifth player in Magic history to score at least 48 points in a game... **2010 Playoffs:** Averaged 15.5 points, 4.2 rebounds and 2.3 assists in 34.3 minutes in 14 playoff games (all starts)... **2008-09 (New Jersey):** Averaged 20.8 points, 5.1 rebounds and 4.7 assists in a team-high 36.8 minutes in 80 games (all starts) in his 11th NBA season (fifth in New Jersey)... Shot .437 from the field, .385 from three-point range and .817 from the free throw line... Ranked 16th in the NBA in scoring, tied for 26th in minutes played and tied for 30th in assists... Sent the game into overtime with a three-pointer then converted a game-winning, buzzer-beating reverse alley-oop against his former team on Nov. 21, 2008 at Toronto... Made a game-winning, 33-foot three-pointer as time expired on Jan. 2, 2009 vs. Atlanta... Posted a career-high 14 assists on Jan. 9, 2009 at Milwaukee... Tied a career high with six steals on Jan. 12, 2009 vs. Oklahoma City... Recorded eight double-doubles and one triple-double (15 points, 10 rebounds, 12 assists on Feb. 3, 2009 vs. Milwaukee)... Scored 10+ points 71 times, 20+ points 44 times, 30+ points 14 times and 40+ points once, a season-high 41 points (13-of-26 FG) on March 15, 2009 at LA Clippers... **2007-08 (New Jersey):** Averaged 21.3 points, a career-high tying 6.0 rebounds and 5.1 assists in 38.9 minutes in 76 games (72 starts) in his 10th NBA season (fourth in New Jersey)... Shot .456 from the field, .359 from three-point range and .816 from the free throw line... Ranked tied for 10th in minutes played, 17th in scoring, tied for 21st in assists and tied for 32nd in steals... One of only three players to average more than 20 points, six rebounds and five assists during the season, joining **Kobe Bryant** and **LeBron James**... Recorded a career-high tying six steals on Dec. 22, 2007 vs. Golden State... Scored his 15,000th career point on Nov. 2, 2007, making him the third-fastest active player at the time to reach that milestone (623 games)... Recorded nine double-doubles... Scored 10+ points 74 times, 20+ points 40 times and 30+ points 12 times, including a season-high 39 points on March 19, 2008 vs. Atlanta... Underwent arthroscopic surgery on his right ankle on April 23, 2008... **2006-07 (New Jersey):** Averaged 25.2 points, a career-high tying 6.0 rebounds and 4.8 assists in 38.1 minutes in 82 games (all starts) in his ninth NBA season (third in New Jersey)... Shot .454 from the field, .357 from three-point range and .802 from the free throw line... The only Nets player to appear in all 82 games... Named an NBA All-Star for the eighth time... Ranked eighth in the NBA in scoring, 17th in minutes played and tied for 28th in assists... Broke own franchise record by scoring 2,070 points during the season... Named NBA Eastern Conference Player of the Month in April 2007... Shot 9-of-20 from three-point range on Dec. 11, 2006 vs. Memphis, setting club records for both three-pointers made and three-pointers attempted... Recorded 13 double-doubles and one triple-double (season-high tying 46 points, 16 rebounds, 10 assists on April 7, 2007 vs. Washington)... Scored 10+ points 80 times, 20+ points 60 times, 30+ points 25 times and 40+ points six times, including a season-high tying 46 points (15-of-25 FG) on Feb. 21, 2007 vs. New Orleans/Oklahoma City... **2007 Playoffs:** Averaged 22.3 points, 6.8 rebounds and 5.3 assists in 40.6 minutes in 12 playoff games (all starts)... **2005-06 (New Jersey):** Averaged 24.2 points, 5.8 rebounds and 4.3 assists in 36.8 minutes in 79 games (all starts) in his eighth NBA season (second in New Jersey)... Shot .430 from the field, .341 from three-point range and .799 from the free throw line... Named an NBA All-Star for the seventh time... Ranked 12th in the NBA in scoring... Set the Nets franchise record by scoring 1,911 points... Tied a career high and set a franchise record with 23 consecutive 20+ point games from Feb. 27-April 12, 2006)... Named NBA Eastern Conference Player of the Month for December 2005... Recorded eight double-doubles and one triple-double (28 points, 13 rebounds, 10 assists on Feb. 4, 2006 vs. Miami)... Scored 10+ points 75 times, 20+ points 60 times, 30+ points 16 times, 40+ points five times and 50+ points once, a career-high tying 51 points (13-of-25 FG, 23-of-24 FT) on Dec. 23, 2005 at Miami... His 23 free throws made and 24 free throws attempted both set Nets single game records... **2006 Playoffs:** Posted 29.6 points, 7.0 rebounds and 5.3 assists in 40.9 minutes in 11 playoff games (all starts)... **2004-05 (Toronto/New Jersey):** Averaged 24.5 points, 5.2 rebounds and 4.2 assists in 36.7 minutes in 77 games (76 starts) in his seventh NBA season, split between Toronto and New Jersey... Shot .452 from the field, .406 from three-point range and .798 from the free throw line... Named an NBA All-Star for the sixth time... Ranked eighth in scoring, 17th in three-point field goal percentage and 26th in steals... Averaged 15.9 points, 3.3 rebounds and 3.1 assists in 30.4 minutes in 20 games (all starts) for Toronto... Traded by Toronto to New Jersey on Dec. 17, 2004... Recorded 27.5 points, 5.9 rebounds and 4.7 assists in 38.9 minutes in 57 games (56 starts) for New Jersey... Named NBA Eastern Conference Player of the Month for February 2005... Scored his 10,000th career point on Feb. 7, 2005 vs. Philadelphia... Recorded seven double-doubles... Scored 10+ points 73 times, 20+ points 57 times, 30+ points 24 times and 40+ points five times, including a season-high 45 points (18-of-32 FG) on April 9, 2005 vs. Boston... **2005 Playoffs:** Recorded 26.8 points, 8.5 rebounds and 5.8 assists in 44.8 minutes in four games in New Jersey's opening round playoff series against Miami... **2003-04 (Toronto):** Averaged 22.5 points, 4.8 rebounds and 4.8 assists in 38.2 minutes in 73 games (all starts) in his sixth NBA season... Shot .417 from the field, .383 from three-point range and .806 from the free throw line... Named an NBA All-Star for the fifth time and was the leading vote-getter... Ranked seventh in the NBA in scoring, tied for 17th in minutes played and 26th in assists... Recorded seven double-doubles... Scored 10+ points 70 times, 20+ points 45 times, 30+ points 17 times and 40+ points three times, including a season-high 43 points (18-of-28 FG) on Nov. 26, 2003 at Atlanta... **2002-03 (Toronto):** Averaged 20.6 points, 4.4 rebounds and 3.3 assists in 34.2 minutes in 43 games (42 starts) in his fifth NBA season... Shot .467 from the field, .344 from three-point range and .806 from the free throw line... Named an NBA All-Star for the fourth time... Voted as an NBA All-Star starter by fans and deferred his starting assignment to **Michael Jordan** during team warm-ups... Passed **Doug Christie** as Toronto's all-time leader in minutes played on Feb. 26, 2003 at Chicago... Tied a career high with six steals on March 4, 2003 at Washington... Recorded two double-doubles... Scored 10+ points 42 times, 20+ points 24 times, 30+ points twice and 40+ points once, a season-high 43 points

VINCE CARTER



INTRO

PLAYERS

EXECUTIVES

BASKETBALL OPERATIONS

BUSINESS OPERATIONS

MEDIA

COMMUNITY

HISTORY

PLAYOFFS

REVIEW

OPINIONS

NBA

FEDERATION

AT A GLANCE

(16-of-24 FG) on March 8, 2003 at Atlanta... Missed 39 games due to three separate stints on the injured list... **2001-02 (Toronto):** Averaged 24.7 points, 5.2 rebounds and 4.0 assists in 60 games (all starts) in his fourth NBA season... Shot .428 from the field, .387 from three-point range and .798 from the free throw line... Named an NBA All-Star for the third time and was the leading vote-getter but did not play due to injury... Ranked seventh in the NBA in scoring and 11th in minutes played... Recorded five double-doubles... Scored 10+ points 59 times, 20+ points 43 times, 30+ points 14 times and 40+ points four times, including a season-high 43 points on Nov. 10, 2001 at Utah (14-of-32 FG) and March 5, 2002 at Houston (18-of-31 FG)... Missed the final 14 games of the season due to arthroscopic surgery on his left knee... **2000-01 (Toronto):** Averaged a career-high 27.6 points, 5.5 rebounds and 3.9 assists in 39.7 minutes in 75 games (all starts) in his third NBA season... Shot .460 from the field, .408 from three-point range and .765 from the free throw line... Selected to the 2000-01 NBA Second Team... Named an NBA All-Star for the second time and was the leading vote-getter... Won the Slam Dunk Contest at NBA All-Star Weekend... Ranked fifth in the NBA in scoring... Recorded 10 double-doubles... Scored 10+ points 73 times, 20+ points 67 times, 30+ points 30 times and 40+ points four times, including a season-high 48 points (14-of-31 FG) on Nov. 18, 2000 vs. Milwaukee... Posted a career-high 27 free throw attempts on Dec. 30, 2000 at Phoenix, making 22... **2001 Playoffs:** Averaged 27.3 points, 6.5 rebounds and 4.7 assists in 44.9 minutes in 12 playoff games (all starts)... Led Toronto to its first ever playoff series victory, defeating New York (3-2) in the first round... Took the eventual Eastern Conference Champion Philadelphia 76ers to seven games... Scored a playoff career-high 50 points in Game 3 of the Eastern Conference Semifinals on May 11, 2001 vs. Philadelphia, guiding the Raptors to a 24-point win... **1999-2000 (Toronto):** Averaged 25.7 points, 5.8 rebounds and 3.9 assists in 38.1 minutes in 82 games (all starts) in his second NBA season... Shot .465 from the field, .403 from three-point range and .791 from the free throw line... Selected to the 1999-2000 All-NBA Third Team... Named an NBA All-Star for the first time and was the league's leading vote-getter... Ranked fourth in the NBA in scoring, 17th in three-point field goal percentage and 18th in minutes played... Set the Raptors' single-season record with 2,107 points... Finished 10th in the voting for the NBA's Most Valuable Player... Led all players in scoring in December 1999 (27.4 points) and February (29.8 points)... Hit three last-second shots during the month of March, including a three-pointer on March 1, 2000 at Boston, another three-pointer on March 8, 2000 at LA Clippers and a driving dunk on March 19, 2000 vs. Houston... Recorded nine double-doubles and one triple-double (31 points, 11 rebounds, 10 assists on April 10, 2000 vs. Cleveland)... Scored in double figures in all 82 games played... Scored 20+ points 63 times, 30+ points 25 times, 40+ points twice and 50+ points once, a career-high tying 51 points (17-of-32 FG) on Feb. 27, 2000 vs. Phoenix... **2000 Playoffs:** Averaged 19.3 points, 6.0 rebounds and 6.3 assists in 39.7 minutes in three playoff games... **1998-99 (Toronto):** Averaged 18.3 points, 5.7 rebounds and 3.0 assists in 35.2 minutes in 50 games (49 starts) in his rookie season... Shot .450 from the field, .288 from three-point range and .761 from the free throw line... Named the 1998-99 NBA Rookie of the Year... Received 113 of the 118 votes (.958), the third-most decisive margin of the decade in the Rookie of the Year voting behind only **Tim Duncan** and **Shaquille O'Neal**... Unanimous selection to the NBA All-Rookie First Team... Ranked 16th in the NBA in blocked shots and led all guards... Placed 21st in scoring... Led all rookies in scoring and blocks, while ranking fourth in rebounding, third in assists, sixth in field goal percentage, ninth in three-point field goal percentage, eighth in free throw percentage, fifth in steals and tied for second in minutes played... The only rookie to lead his team in scoring... Named NBA Rookie of the Month for March 1999 and April 1999... Recorded six double-doubles... Scored 10+ points 43 times, 20+ points 23 times and 30+ points three times, including a season-high 32 points on March 25, 1999 at Houston.

NBA TRANSACTIONS

The early-entry candidate was drafted by the Golden State Warriors in the first round (fifth overall) of the 1998 NBA Draft on June 24, 1998... Draft rights traded on draft night with cash considerations to the Toronto Raptors for the draft rights to **Antawn Jamison** (fourth)... Signed a multi-year contract with the Toronto Raptors on Jan. 22, 1999... Signed a multi-year extension with the Toronto Raptors on Aug. 3, 2001... Traded by the Toronto Raptors to the New Jersey Nets for **Alonzo Mourning**, **Aaron Williams**, **Eric Williams**, a 2005 first round draft pick and a 2006 first round draft pick on Dec. 17, 2004... Re-signed with the New Jersey Nets to a multi-year contract on July 13, 2007... Traded by the New Jersey Nets with **Ryan Anderson** to the Orlando Magic for **Rafer Alston**, **Tony Battie** and **Courtney Lee** on June 25, 2009... Traded by the Orlando Magic with **Marcin Gortat**, **Mickael Pietrus**, a 2011 first round draft pick and cash considerations to the Phoenix Suns for **Earl Clark**, **Jason Richardson** and **Hedo Turkoglu** on Dec. 18, 2010... Waived by the Phoenix Suns on Dec. 9, 2011... Signed as a free agent to a multi-year contract with the Dallas Mavericks on Dec. 12, 2011... Signed as a free agent to a multi-year contract with the Memphis Grizzlies on July 12, 2014.

INTERNATIONAL CAREER

Summer 2003: Won gold competing for Team USA at the 2003 FIBA Americas Championship in San Juan, Puerto Rico... Averaged 12.6 points and 2.4 rebounds while shooting a team-high .640 from the field (48-75 FG), .452 from three-point range (14-of-31 3FG) and .800 from the free throw line (16-of-20 FT)... **Summer 2000:** Helped Team USA win the gold medal at the 2000 Olympic Games in Sydney, Australia... Averaged a team-high 14.8 points, 3.6 rebounds and 1.00 steals while shooting .506 from the field (41-of-81 FG) and .407 from three-point range (11-of-27 3FG)... **Summer 1995:** Voted to the USA Junior National Team and played in the FIBA U19 World Championship.

COLLEGE CAREER

Averaged 12.3 points, 4.5 rebounds and 1.9 assists in 103 games in three seasons at the University of North Carolina (1995-98)... Shot .547 from the field, .368 from three-point range and .705 from the free throw line... Helped UNC to two NCAA Final Four appearances (1997, 1998)... **1997-98 (Junior):** Named a consensus Second Team All-American after averaging 15.6 points, 5.1 rebounds and 1.9 assists in 38 games as a junior... Shot .591 from the field and .411 from three-point range... Led the Tarheels



VINCE CARTER

to a second consecutive NCAA Final Four... Led the ACC in field goal percentage and games played... **1996-97 (Sophomore):** Recorded 13.0 points, 4.5 rebounds and 2.4 assists in 27.6 minutes in 34 games as a sophomore... Shot .525 from the field... Helped guide UNC to the NCAA Final Four in head coach **Dean Smith's** final season... **1995-96 (Freshman):** Posted 7.5 points, 3.8 rebounds and 1.3 assists in 17.9 minutes in 31 games as a freshman... Shot .492 from the field.

PERSONAL

Born Jan. 26, 1977 in Daytona Beach, Fla... Full name is Vincent Lamar Carter... Has one daughter, Kai, born on June 1, 2005... Cousin of former NBA All-Star **Tracy McGrady**... Named one of The Sporting News' "Good Guys in Sports" in 2004 for his off-court activities... Received the NBA Community Assist Award in July 2005... Unveiled a new, pro-sized basketball court funded by his foundation in Toronto's Dixon Park on July 9, 2003... Donated \$2.5 million to finance the building of a new gym at his alma mater, Mainland High School in Daytona Beach (named Vince Carter Athletic Center), on Sept. 16, 2002... Established the Embassy of Hope Foundation to support causes for children in Florida and Ontario, Canada... Launched vincecarter15.com in February 2002... Received his degree in African-American studies from the University of North Carolina on May 20, 2001... Played host to the Vince Carter Celebrity All-Star Game at Air Canada Centre for four years, raising thousands of dollars for his foundation and drawing consecutive sellout crowds of 19,800 – the largest crowds ever for an NBA-sanctioned charity game... Named a Goodwill Ambassador by Big Brothers/Big Sisters of America... Selected to the Parade All-American First Team and USA Today All-USA First Team and named Florida Mr. Basketball as a Mainland High School senior in 1995... Was a drum major in his high school band and played saxophone and baritone... Received a music scholarship to Bethune-Cookman College.

NBA Regular Season Statistics

Year-Team	G-GS	MIN	Field Goals		3-Point		Free Throws		Rebounds		STL	BLK	TO	PF	PTS	RPG	APG	PPG
			FGM-FGA	PCT	FGM-FGA	PCT	FTM-FTA	PCT	OFF-DEF-TOT	AST								
98-99 TOR	50-49	1760	345-766	.450	19-66	.288	204-268	.761	94-189-283	149	55	77	110	140	913	5.7	3.0	18.3
99-00 TOR	82-82	3126	788-1696	.465	95-236	.403	436-551	.791	150-326-476	322	110	92	178	263	2107	5.8	3.9	25.7
00-01 TOR	75-75	2979	762-1656	.460	162-397	.408	384-502	.765	176-240-416	291	114	82	167	205	2070	5.5	3.9	27.6
01-02 TOR	60-60	2385	559-1307	.428	121-313	.387	245-307	.798	138-175-313	239	94	43	154	191	1484	5.2	4.0	24.7
02-03 TOR	43-42	1471	355-760	.467	45-131	.344	129-160	.806	59-129-188	143	48	41	74	121	884	4.4	3.3	20.6
03-04 TOR	73-73	2785	608-1457	.417	93-243	.383	336-417	.806	95-254-349	348	88	65	223	212	1645	4.8	4.8	22.5
04-05 TOT	77-76	2828	696-1541	.452	127-313	.406	367-460	.798	106-295-401	327	109	48	168	243	1886	5.2	4.2	24.5
04-05 TOR	20-20	608	124-302	.411	19-59	.322	50-72	.694	28-38-66	61	25	15	22	56	317	3.3	3.1	15.9
04-05 NJN	57-56	2220	572-1239	.462	108-254	.425	317-388	.817	78-257-335	266	84	33	146	187	1569	5.9	4.7	27.5
05-06 NJN	79-79	2906	653-1518	.430	125-367	.341	480-601	.799	135-327-462	333	94	53	213	235	1911	5.8	4.3	24.2
06-07 NJN	82-82	3126	726-1598	.454	156-437	.357	462-576	.802	114-378-492	398	82	30	217	266	2070	6.0	4.8	25.2
07-08 NJN	76-72	2959	587-1287	.456	98-273	.359	350-429	.816	112-341-453	389	93	33	181	241	1622	6.0	5.1	21.3
08-09 NJN	80-80	2946	588-1345	.437	151-392	.385	335-410	.817	74-336-410	376	82	38	166	234	1662	5.1	4.7	20.8
09-10 ORL	75-74	2310	434-1015	.428	119-324	.367	257-306	.840	33-260-293	236	53	18	106	189	1244	3.9	3.1	16.6
10-11 TOT	73-63	2051	389-891	.437	116-321	.361	128-173	.740	54-221-275	146	67	20	90	193	1022	3.8	2.0	14.0
10-11 ORL	22-22	664	125-266	.470	27-78	.346	56-75	.747	11-79-90	64	20	3	36	70	333	4.1	2.9	15.1
10-11 PHO	51-41	1387	264-625	.422	89-243	.366	72-98	.735	43-142-185	82	47	17	54	123	689	3.6	1.6	13.5
11-12 DAL	61-40	1542	223-542	.411	74-205	.361	95-115	.826	32-173-205	139	56	25	84	134	615	3.4	2.3	10.1
12-13 DAL	81-3	2093	372-855	.435	162-399	.406	182-223	.816	58-276-334	194	74	44	106	226	1088	4.1	2.4	13.4
13-14 DAL	81-0	1973	330-811	.407	146-371	.394	161-196	.821	67-217-284	212	61	35	108	209	967	3.5	2.6	11.9
14-15 MEM	66-1	1091	135-406	.333	69-232	.297	45-57	.789	27-106-133	79	43	14	43	102	384	2.0	1.2	5.8
15-16 MEM	60-3	1005	133-343	.388	59-169	.349	70-84	.833	31-115-146	56	38	16	35	101	395	2.4	0.9	6.6
CAREER	1274-954	41336	8683-19794	.439	1937-5189	.373	4666-5835	.800	1555-4358-5913	4377	1361	774	2423	3505	23969	4.6	3.4	18.8

NBA Playoff Statistics

Year-Team	G-GS	MIN	Field Goals		3-Point		Free Throws		Rebounds		STL	BLK	TO	PF	PTS	RPG	APG	PPG
			FGM-FGA	PCT	FGM-FGA	PCT	FTM-FTA	PCT	OFF-DEF-TOT	AST								
99-00 TOR	3-3	119	15-50	.300	1-10	.100	27-31	.871	9-9-18	19	3	4	8	12	58	6.0	6.3	19.3
00-01 TOR	12-12	539	122-280	.436	25-61	.410	58-74	.784	37-41-78	56	20	20	27	45	327	6.5	4.7	27.3
04-05 NJN	4-4	179	35-96	.365	6-19	.316	31-36	.861	9-25-34	23	9	0	15	17	107	8.5	5.8	26.8
05-06 NJN	11-11	450	113-244	.463	14-58	.241	86-108	.796	16-61-77	58	20	6	26	34	326	7.0	5.3	29.6
06-07 NJN	12-12	487	93-235	.396	21-54	.389	61-88	.693	17-65-82	64	11	7	38	35	268	6.8	5.3	22.3
09-10 ORL	14-14	480	74-184	.402	12-51	.235	57-69	.826	9-50-59	32	12	3	22	50	217	4.2	2.3	15.5
11-12 DAL	4-0	107	12-41	.293	3-10	.300	6-8	.750	5-17-22	1	5	2	6	11	33	5.5	0.3	8.3
13-14 DAL	7-0	190	31-68	.456	15-31	.484	11-14	.786	7-18-25	17	3	2	6	12	88	3.6	2.4	12.6
14-15 MEM	11-0	196	27-67	.403	7-28	.250	8-9	.889	13-34-47	11	7	2	7	17	69	4.3	1.0	6.3
15-16 MEM	4-4	91	15-33	.455	7-10	.700	8-8	1.000	5-10-15	5	2	1	3	9	45	3.8	1.3	11.3
CAREER	82-60	2838	537-1298	.414	111-332	.334	353-445	.793	127-330-457	286	92	47	158	242	1538	5.6	3.5	18.8

NBA All-Star Statistics

Year-Team	G-GS	MIN	Field Goals		3-Point		Free Throws		Rebounds		STL	BLK	TO	PF	PTS
			FGM-FGA	PCT	FGM-FGA	PCT	FTM-FTA	PCT	OFF-TOT	AST					
99-00 TOR	1-1	28	6-11	.545	0-2	.000	0-0	---	2-4	2	2	0	2	0	12
00-01 TOR	1-1	24	7-18	.389	1-4	.250	1-1	1.000	1-3	4	1	1	3	1	16
01-02 TOR							(DNP-Injury)								
02-03 TOR	1-0	25	4-9	.444	1-1	1.000	0-0	---	1-1	2	0	0	1	1	9
03-04 TOR	1-1	16	5-7	.714	1-3	.333	0-0	---	1-2	0	2	0	2	1	11
04-05 NJN	1-1	18	4-8	.500	3-5	.600	0-0	---	0-3	1	0	0	2	0	11
05-06 NJN	1-1	17	2-5	.400	0-0	---	1-2	.500	1-4	2	1	0	2	3	5
06-07 NJN	1-0	16	3-7	.429	0-1	.000	1-2	.500	0-1	2	0	0	1	1	7
CAREER	7-5	145	31-65	.477	6-16	.375	3-5	.600	6-18	13	6	1	13	7	71

SINGLE GAME HIGHS

PTS	51	12/23/05, NJN at MIA (2x)	3FGA	20	12/11/06, NJN vs MEM	AST	14	1/9/09, NJN at MIL
FGM	20	1/14/00, TOR vs MIL	FTM	23	12/23/05, NJN Nat MIA	STL	6	2/25/11, PHO at TOR (5x)
FGA	36	1/21/01, TOR at PHI	FTA	27	12/30/00, TOR at PHO	BLK	6	3/28/99, TOR vs CHI
3FGM	9	12/11/06, NJN vs MEM	REB	16	4/7/07, NJN vs WAS	MIN	63	2/23/01, TOR vs SAC



PLAYERS

2015-16 SEASON

Appeared in 56 games (all starts) and averaged 15.3 points, 2.9 rebounds, a team-high 6.1 assists and 1.20 steals in 31.4 minutes before left Achilles tendinitis cut short his ninth NBA campaign... Shot .422 from the field, .363 from three-point range and a team-high .834 from the free throw line... Despite playing only 56 games, led the team in assists per game for the ninth time in nine NBA seasons and in total assists (342) for the eighth straight season... Ranked second on the team in scoring average and third in steals per game average... Led all qualifying NBA players in assist-to-turnover ratio (4.07)... **Notable Games and Trends:** Scored 22 points and passed **Shareef Abdur-Rahim** (7,801 points) for third on the franchise's all-time scoring list on Oct. 31 vs. Brooklyn... Recorded 18 points and a season-high 11 assists on Dec. 14 vs. Washington... Registered a season-high four steals on Dec. 13 at Miami, Dec. 19 vs. Indiana and Dec. 27 vs. LA Lakers... Grabbed a season-high seven rebounds on Jan. 23 at Minnesota... Scored a season-high 27 points on Feb. 8 vs. Portland... Scored 19 points and passed **Rudy Gay** (8,562 points) for second on the Grizzlies' all-time scoring list on Feb. 27 at Phoenix... Had averaged 18.6 points (.493 FG/.439 3P/.804 FT) and 5.8 assists to just 1.7 turnovers in 31.0 minutes in his final 11 games before left Achilles tendinitis forced him to the sidelines for the final 20 games of the remainder of the regular season... The Grizzlies went 5-15 in their final 20 games without Conley... **Miscellaneous:** Scored 10+ points 43 times, including 18 games with 20+ points... Recorded 10+ assists four times, all in double-double performances... Led the Grizzlies in scoring a team-high 19 times, in rebounding once, in assists a team-high 37 times, in steals 15 times, in blocks five times and in minutes six times (all including ties)... Missed 26 games due to injury, including six games (Jan. 6-16) with a sore left Achilles and the final 20 games of the season (March 7-April 13) first with a sore left foot that was diagnosed as left Achilles tendinitis on March 12... **2016 Playoffs:** Missed all four games of the Western Conference First Round series against San Antonio while recovering from left Achilles tendinitis.

NBA CAREER

Has appeared in 637 games (608 starts) in his nine-year NBA career and has averaged 13.6 points, 2.9 rebounds, 5.6 assists and 1.51 steals in 32.5 minutes with the Memphis Grizzlies... Has shot .440 from the field, .373 from three-point range and .806 from the free throw line... The Grizzlies' franchise career leader in games played (637), minutes played (20,692), assists (3,578) and steals (963)... Has led the Grizzlies in assists per game in every season since being drafted fourth overall in the 2007 NBA Draft... Named to the 2012-13 NBA All-Defense Second Team after leading the NBA in total steals (174) that season... Owns the Grizzlies' single-season franchise record for total steals (174 in 2012-13) and steals per game (2.19 in 2011-12)... Owns 45 career double-doubles... Holds career postseason averages of 15.5 points, 3.7 rebounds, 6.7 assists and 1.42 steals in 37.4 minutes in 50 playoff games (all starts) for Memphis... The Grizzlies' postseason career leader in assists (335) and assists per game (6.7)... **2014-15 (Memphis):** Guided Memphis to a fifth consecutive playoff appearance in his eighth NBA season with averages of 15.8 points, 3.0 rebounds and 5.4 assists in 31.8 minutes in 70 games (all starts)... Shot .446 from the field, .386 from three-point range and .859 from the free throw line... Set a single-season career high for three-pointers made (team-high 107)... Led the team in assists (375) and assists per game for the eighth consecutive season, every season he has worn a Grizzlies uniform... Ranked 20th in the NBA in assists per game, 38th in steals per game (1.27) and 25th in three-point field goal percentage and 21st in free throw percentage... Averaged over one steal per game for the seventh consecutive season, a franchise record... Became the Grizzlies' career leader for total minutes player on Dec. 7 vs. Miami, passing **Rudy Gay** (17,338)... Averaged 18.3 points and 6.2 assists while shooting .466 from the field and .442 from three-point range in 33.1 minutes over the first 37 games of the season... Played some of the best basketball of his career in that span, recording three games of at least 20 points and 10 assists within the first 19 games of the season after recording four such performances in his first seven NBA seasons (511 games)... Had 24 points and a season-high 11 assists with just one turnover on Nov. 5 at Phoenix... Posted 22 points and a season-high tying 11 assists (again with only one turnover) on Nov. 13 vs. Sacramento... Recorded 19 points and a career-high tying 10 rebounds

MIKE CONLEY



on Nov. 19 at Toronto... Barely missed his first career triple-double with 21 points, a career-high tying 10 rebounds and nine assists on Nov. 28 at Portland... Averaged 20.6 points in the month of December, the highest monthly scoring average of his career, and scored 30-or-more points in a game twice during the month after recording just three 30-point games in his first seven NBA seasons... Poured in a career-high 36 points, including a career-high tying five three-pointers, to go with nine assists in leading Memphis to a come-from-behind overtime win on Dec. 13 at Philadelphia... That marked the second performance of at least 35 points and nine assists in franchise history (**Jason Williams**, Nov. 30, 2001 vs. Houston) and the highest point total by any Grizzlies player this season... Scored 16 points in the fourth quarter in that game against the 76ers, including a buzzer-beating three-pointer at the end of regulation, and another six points in overtime to bring Memphis from 18 points down in the final 7:35 of regulation (and nine down in the final 1:15) to force the extra period... Totaled 14 points and 10 assists and connected on a long three-pointer to tie the game with 7.2 seconds remaining in the fourth quarter on Dec. 17 at San Antonio, helping Memphis eventually win in triple-overtime for its first win in San Antonio since Game 1 of the 2011 Western Conference First Round series... Scored 30 points in a win over the Spurs in the next meeting at home on Dec. 30... Suffered a right ankle sprain on Jan. 14 at Brooklyn and averaged 13.1 points and 4.5 assists while shooting .417 from the field and .323 from three-point range in 30.3 minutes over his final 33 games of the season, including the game he sustained the injury... Stole the ball from **Chris Paul** with 1.9 seconds left in the fourth quarter and then made two free throws to seal a win on Feb. 23 at LA Clippers... Recorded a season-best five steals on March 9 at Chicago... Scored 10+ points 57 times (39-18 record), 20+ points 19 times (14-5 record) and 30+ points twice (2-0 record)... Tallied 10+ rebounds two times (1-1 record)... Recorded 10+ assists four times (3-1 record)... Posted six double-doubles (4-2 record), including two point-rebound double-doubles and four point-assist double-doubles... Led the team in scoring 23 times, rebounding once, assists 46 times, steals 24 times, blocks four times and minutes 24 times (all including ties)... Missed 12 games due to injury (inactive 10 times), including two games (inactive both times) from Jan. 16-17 with a right ankle sprain, two games from Jan. 27-29 with a left wrist sprain, four games (inactive four times) from March 12-17 due to a right ankle sprain and four games (inactive four times) from April 10-15 due to a right foot sprain... **2015 Playoffs:** Averaged 14.4 points, 1.1 rebounds, 5.0 assists and 1.38 steals in 30.4 minutes in eight postseason games (all starts), helping guide Memphis to the 2015 Western Conference Semifinals... After missing the final four regular season games with a sprained right foot, averaged 17.0 points in Games 1-2 of the Western Conference First Round vs. Portland... Missed three games from April 27-May 3 due to a facial injury sustained on April 25 vs. Portland in Game 3 of the Western Conference First Round... Wearing a protective mask, returned to the floor on May 5 at Golden State in Game 2 of the Western Conference Finals and led all scorers with 22 points on 8-of-12 shooting in 27 minutes, sinking a decisive three-pointer with 2:13 left in the fourth quarter to give the Warriors just their third home loss of the season (42-3)... Scored 10+ points in all eight games and reached 20+ points once... **2013-14 (Memphis):** Enjoyed a career year in his seventh NBA season, averaging 17.2 points, 2.9 rebounds, 6.0 rebounds and 1.51 steals in 34.2 minutes in 73 games (all starts)... Shot .450 from the field, .361 from three-point range and .815 from the free throw line... For the seventh consecutive season, led Memphis in assists and assist average... Also led the Grizzlies in total steals (110) and three-point field goal attempts (291)... Set career highs in scoring average, total points (1,256), field goals made (463), field goals attempted (1,030) and field goal percentage (.450)... Ranked 17th in the NBA in assists per game, tied for 22nd in steals per game and 38th in points per game... Recorded 100+ steals (110) for the fifth consecutive season, joining **LeBron James** as the only two NBA players with 100+ steals in each of the last five seasons... Scored 19 of his 22 points in the second half and overtime in Memphis' home-opening victory on Nov. 1, 2013 vs. Detroit... Tallied a season-high 14 assists on Dec. 3, 2013 vs. Phoenix... Posted back-to-back 30+ point games, first scoring 30 points on Jan. 7, 2014 vs. San Antonio and then netting a career-high tying 31 points on Jan. 10, 2014 vs. Phoenix... Recorded 27 points and 10 assists on Jan. 29, 2014 at Sacramento, a game in which he surpassed **Rudy Gay** as the Grizzlies' franchise's career leader in games (480)... Scored 19 points in his 500th career game on March 26 at Utah... Made numerous clutch plays throughout the season, including the first two go-ahead three-pointers of his career with 2:00 or less remaining in the fourth quarter or overtime, first to break a tie with 1:36 remaining in a Nov. 20, 2013 win at Golden State and the second with Memphis trailing by one with 1:08 left on April 14, 2014 at Phoenix in a victory that clinched Memphis' franchise-record fourth consecutive postseason berth... Made a game-winning running floater with 1.5 seconds left on March 12, 2014 at New Orleans... Sank the two go-ahead free throws with 1.1 seconds on the clock in Memphis' regular season finale win on April 16, 2014 vs. Dallas, which secured the seventh seed in the Western Conference Playoffs... Led the team or tied for the team lead in scoring 24 times, assists 48 times, steals 28 times, blocks three times and minutes 20 times... Scored 10+ points 65 times, 20+ points 26 times and 30+ points twice... Recorded 10+ assists five times... Posted five double-doubles... Missed nine games due to injury... Missed two games from Dec. 17-18, 2013 due to a left thigh contusion... Missed seven games from Feb. 1-12, 2014 due to a sprained right ankle... **2014 Playoffs:** Averaged 15.9 points, 4.6 rebounds, a playoff career-high 7.9 assists and a playoff career-best 2.00 steals on .431 shooting in 38.1 minutes in seven games (all starts) in Memphis' opening round series against Oklahoma City... Scored 10+ points six times and 20+ points twice, including a playoff season-high 20 points in Game 3 on April 24, 2014 vs. Oklahoma City and in Game 7 on May 3, 2014 at Oklahoma City... Recorded 10+ assists twice, including a playoff season-high 12 assists in Game 2 on April 21, 2014 at Oklahoma City... Posted two double-doubles... **2012-13 (Memphis):** Averaged 14.6 points in 80 games (all starts) in 34.5 minutes... Named to the 2012-13 All-Defensive Second Team, his first career honor, after leading the Association in total steals (career-high 174) and ranking third in the league in steals per game (2.18)... Led the Grizzlies in assists per game (6.1, T-19th in the NBA) for the sixth consecutive season... Also set career highs in three-pointers made (106), three-pointers attempted (294), free throws made (234), free throws attempted (282) and blocks (24)... Shattered his own single-season records for total steals (144 in 2010-11)... Ranked third in the league in steals per 48 minutes (3.03)... Surpassed **Jason**

INTRO

PLAYERS

EXECUTIVES

BASKETBALL
OPERATIONS

BUSINESS
OPERATIONS

MEDIA

COMMUNITY

HISTORY

PLAYOFFS

REVIEW

OPPONENTS

NBA

FEDERATION

AT A GLANCE



MIKE CONLEY

PLAYERS

Williams as the Grizzlies career leader in assists on Dec. 21, 2012 vs. Dallas... Passed **Rudy Gay** as the franchise career leader in steals on Feb. 24, 2013 at Brooklyn... Recorded a steal in a franchise-record 64 consecutive games from Nov. 16, 2012-March 30, 2013, the longest streak by any player that season and the third-longest streak by an NBA player since the start of the 1987-88 season behind only **Chris Paul** (108) and **Michael Jordan** (77)... Became the first NBA player to record at least 170 steals and 20 blocks in a season since **Dwyane Wade** in 2008-09... Set career highs by making 12-of-13 from the free throw line on March 27, 2013 at New York... Netted 23 points in Memphis' 50th win of the season on April 1, 2013 vs. San Antonio, tying the game with a three-pointer and sinking the game-winning layup with 0.6 seconds on the clock...Recorded a career-high 15 assists on March 12, 2013 at Portland, the most by a Grizzlies player since **Chuck Atkins** dished out 16 on April 18, 2007 at Minnesota... Blocked a career-high three shots on Jan. 19, 2013 at Chicago... Shot .531 from the field in November, leading all guards in field goal percentage... **2013 Playoffs:** Posted playoff career highs in scoring (17.0, 19th in the NBA), rebounds (4.7), assists (7.1, 5th) and steals (1.73) in 38.3 minutes in 15 games, guiding the Grizzlies to their first-ever trip to the Western Conference Finals... Scored a playoff career-high 28 points in Game 2 of the first round on April 22, 2013 at LA Clippers... Set a franchise postseason record with 13 assists in Game 4 of the opening round on April 27, 2013 vs. LA Clippers... Nearly recorded the first triple-double in Grizzlies playoff history with 26 points, a postseason career-high 10 rebounds and nine assists in Game 2 of the Western Conference Semifinals on May 7, 2013 at Oklahoma City... Became the fourth different player in the past 25 postseasons to record at least 26 points, 10 rebounds and nine assists in a road playoff win, joining **Michael Jordan** (three times), **LeBron James** (three times) and **Baron Davis** (twice)... Led Memphis outright in points, rebounds and assists in Game 2 against Oklahoma City, becoming the first Grizzlies player ever to do so in a playoff victory... **2011-12 (Memphis):** Finished second in the NBA in steals per game (2.19), setting a new franchise record and career high for the category... Led the team in assists (6.5) for a fifth consecutive season, tying for 11th among all NBA players and matching a personal best... Also averaged 12.7 points and 2.5 rebounds on .433 shooting in 35.1 minutes in 62 games (61 starts)... Recorded multiple steals in a career-high and franchise-record 14 consecutive games from Feb. 15-March 18, 2012, the longest such streak by any player during the season... **2012 Playoffs:** Averaged 14.1 points, 3.3 rebounds and 7.1 assists on .421 shooting in 39.2 minutes in seven games against the Los Angeles Clippers in the first round of the 2012 Western Conference Playoffs... **2010-11 (Memphis):** Posted career highs in scoring (13.7 points), assists (6.5), steals (1.78) and minutes (35.5) on .444 shooting in 81 games (all starts) after signing a multi-year contract extension with Memphis on Nov. 1, 2010... Ranked sixth in the NBA in steals and tied for 16th in assists... Set the team single-season franchise record for total steals (144), surpassing **James Posey's** mark (137 in 2003-04)... Recorded a career-high 14 assists on Dec. 8, 2010 at Phoenix... Tied a career high with seven steals on Oct. 30, 2010 vs. Minnesota... **2011 Playoffs:** Averaged 15.2 points, 3.8 rebounds, 6.4 assists and 1.08 steals in 39.0 minutes in 13 games, guiding Memphis to the Western Conference Semifinals for the first time in team history... Scored 12 of his 16 points in the fourth quarter in Game 4 of the conference semifinals on May 9, 2011 vs. Oklahoma City, sinking a three-pointer with 3.5 seconds remaining in regulation to send the game into the first of three overtimes... Set up **Shane Battier** for the game-winning three-pointer in Game 1 of the first round on April 17, 2011 at San Antonio, the Grizzlies' first-ever playoff victory... **2009-10 (Memphis):** Averaged 12.0 points, a team-high 5.3 assists and 1.36 steals in 32.1 minutes in 80 games (all starts)... Led the team in three-point percentage (.387)... Drove past **Shaquille O'Neal** and made the game-winning layup with 3.0 seconds remaining in overtime on Dec. 8, 2009 vs. Cleveland... **2008-09 (Memphis):** Improved on his rookie averages with 10.9 points, 3.4 points and a team-high 4.3 assists on .442 shooting in 30.6 minutes in 82 games (61 starts)... Led the team in three-point field goal percentage (career-high .406)... Scored a career-high 31 points on March 7, 2009 vs. Philadelphia... Grabbed a career-high 10 rebounds on Dec. 12, 2008 vs. Chicago and tied it with 10 boards on Feb. 20, 2009 vs. Sacramento... Tallied a career-high tying seven steals on April 13, 2009 at Phoenix... **2007-08 (Memphis):** Averaged 9.4 points and led all rookies with 4.2 assists in 53 games (46 starts)... Played in the T-Mobile Rookie Challenge on Feb. 15, 2008 in New Orleans, recording a team-high eight assists.

NBA TRANSACTIONS

The early-entry candidate was drafted by the Memphis Grizzlies in the first round (fourth overall) of the 2007 NBA Draft on June 28, 2007... Signed a multi-year contract with the Memphis Grizzlies on July 30, 2007... Signed a multi-year contract extension with the Memphis Grizzlies on Nov. 1, 2010... Re-signed to a multi-year contract with the Memphis Grizzlies on July 14, 2016.

COLLEGE CAREER

In his lone season at the Ohio State University (2006-07), guided the Buckeyes to a 35-4 record and the NCAA National Championship Game... Led the team in assists (6.1) and steals (2.2) while placing third in scoring (11.7 points) and shooting .518 from the field in 31.6 minutes in 39 games... Named to the All-Big Ten First Team by the media and All-Big Ten Second Team by the coaches... Earned 2007 Big Ten All-Tournament honors... Averaged 16.0 points, 5.0 rebounds and 4.8 assists in six games during the NCAA Tournament... Totaled 20 points, six assists and four steals in the national championship against Florida on April 2, 2007... Notched a double-double with 17 points and 10 assists on Jan. 17, 2007 vs. Northwestern.

PERSONAL

Born Oct. 11, 1987 in Fayetteville, Ark. and raised in Indianapolis... Full name is Michael Alex Conley, Jr... Married to wife Mary... Son of Rene and Mike Conley, Sr., who won the gold medal in the triple jump in the 1992 Olympics and took silver in 1984... Has three siblings, Jordan, Sydney and Jon... Father earned nine NCAA individual titles at Arkansas (class of 1985) and was inducted

MIKE CONLEY



INTRO

PLAYERS

EXECUTIVES

BASKETBALL OPERATIONS

BUSINESS OPERATIONS

MEDIA

COMMUNITY

HISTORY

PLAYOFFS

REVIEW

OPONENTS

NBA

FANFORUM

AT A GLANCE

into the USA Track and Field Hall of Fame in 2004... Was a high school and college teammate of the No. 1 overall pick in the 2007 NBA Draft, **Greg Oden**, first at Lawrence North High School in Indianapolis and then one season at Ohio State... Paired with Oden, lost just 11 total games during his high school and college careers... Father coached both Conley and Oden during the summers, starting when the duo was in the sixth grade... Both Conley Sr. and Conley Jr. own high school basketball state championships... Featured on the regional cover of Sports Illustrated during the Grizzlies' 2013 Playoff run, becoming the first Grizzlies player ever to appear on an SI cover... Very active in the Memphis community, is one of two players in history (**Pau Gasol**) to join the Grizzlies Foundation Board of Directors... Has co-hosted Staxtacular, an annual fundraiser benefiting the Stax Music Academy, every year since 2010... An active participant in the Grizzlies TEAM UP Mentoring Initiative throughout his NBA career... Participated in the 2008 and 2009 "Payback Bowl," hosted by NFL superstar **Peyton Manning**, finishing second in 2008 to NFL Pro Bowl wide receiver **Reggie Wayne**... Gifted \$500,000 to the Ohio State men's and women's basketball programs in September 2013... In recognition of the donation, Ohio State named its weight room at the program's practice facility the "Mike Conley Jr. Strength and Conditioning Room"... Enjoys bowling, golf, video games and movies... An avid bowler, who averages more than 200, hosts an annual Bowl-N-Bash to benefit the Special Olympics and Memphis Police Sports Federation.

NBA Regular Season Statistics

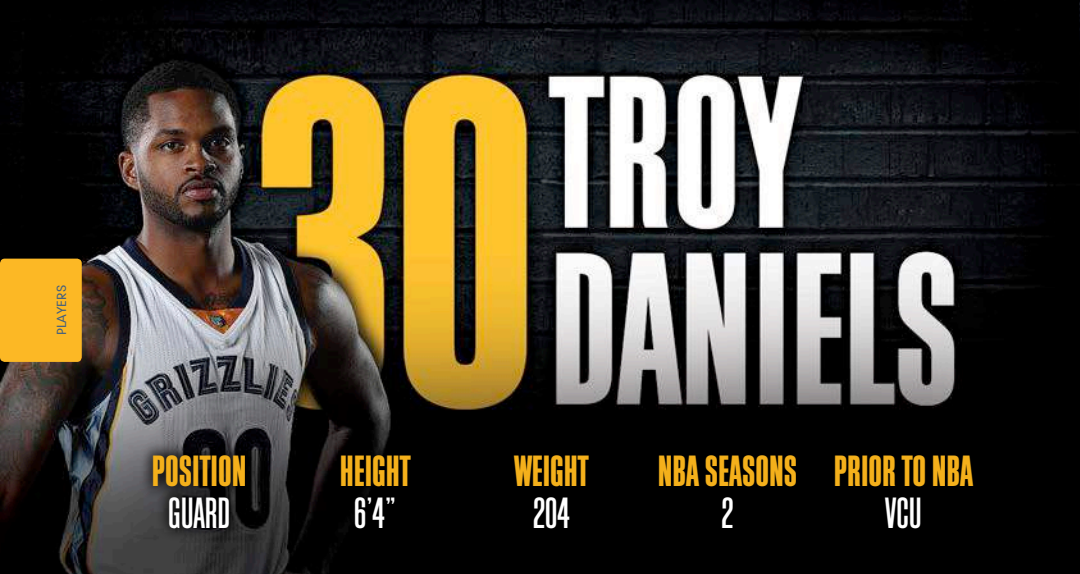
Year-Team	G-GS	MIN	Field Goals		3-Point		Free Throws		Rebounds		AST	STL	BLK	TO	PF	PTS	RPG	APG	PPG	
			FGM-FGA	PCT	FGM-FGA	PCT	FTM-FTA	PCT	OFF-DEF-TOT	AST										
07-08 MEM	53-46	1381	189-444	.428	30-91	.330	90-123	.732	21-118-139	222	44	2	89	85	498	2.6	4.2	9.4		
08-09 MEM	82-61	2508	323-730	.442	88-217	.406	161-197	.817	25-251-276	354	90	8	143	146	895	3.4	4.3	10.9		
09-10 MEM	80-80	2569	369-830	.445	82-212	.387	139-187	.743	30-161-191	425	109	12	170	178	959	2.4	5.3	12.0		
10-11 MEM	81-81	2872	423-953	.444	80-217	.369	181-247	.733	32-215-247	528	144	18	176	182	1107	3.0	6.5	13.7		
11-12 MEM	62-61	2174	296-684	.433	60-159	.377	136-158	.861	22-134-156	404	136	11	125	133	788	2.5	6.5	12.7		
12-13 MEM	80-80	2757	414-940	.440	106-294	.361	234-282	.830	43-182-225	487	174	24	189	171	1168	2.8	6.1	14.6		
13-14 MEM	73-73	2446	463-1030	.450	105-291	.361	225-276	.815	41-172-213	441	110	13	150	141	1256	2.9	6.0	17.2		
14-15 MEM	70-70	2225	393-882	.446	107-277	.386	214-249	.859	29-180-209	375	89	14	156	139	1107	3.0	5.4	15.8		
15-16 MEM	56-56	1761	294	696	.422	78-215	.363	191-229	.834	26-138-164	342	67	16	84	100	857	2.9	6.1	15.3	
CAREER	637-608	20693	3164-7187	.440	736-1972	.373	1571-1948	.806	269-1551-1820	3578	963	118	1282	1275	8635	2.9	5.6	13.6		

NBA Playoff Statistics

Year-Team	G-GS	MIN	Field Goals		3-Point		Free Throws		Rebounds		AST	STL	BLK	TO	PF	PTS	RPG	APG	PPG
			FGM-FGA	PCT	FGM-FGA	PCT	FTM-FTA	PCT	OFF-DEF-TOT	AST									
10-11 MEM	13-13	507	71-183	.388	11-37	.297	44-53	.830	7-43-50	83	14	3	30	39	197	3.8	6.4	15.2	
11-12 MEM	7-7	277	32-76	.421	11-22	.500	24-32	.750	4-19-23	50	6	0	16	19	99	3.3	7.1	14.1	
12-13 MEM	15-15	575	83-216	.384	18-64	.281	71-93	.763	12-59-71	107	26	5	34	34	255	4.7	7.1	17.0	
13-14 MEM	7-7	267	44-102	.431	3-27	.111	20-26	.769	5-27-32	55	14	1	15	14	111	4.6	7.9	15.9	
14-15 MEM	8-8	243	41-96	.427	10-33	.303	23-28	.821	0-9-9	40	11	0	12	10	115	1.1	5.0	14.4	
CAREER	50-50	1869	271-673	.403	53-183	.290	182-232	.784	28-157-185	335	71	9	107	116	777	3.7	6.7	15.5	

SINGLE GAME HIGHS

PTS	36	12/13/14, MEM at PHI	3FGA	10	11/7/15, MEM at UTA (2x)	AST	15	3/12/13, MEM at POR
FGM	14	3/7/09, MEM vs PHI	FTM	12	3/27/13, MEM at NYK	STL	7	10/30/10, MEM vs MIN (2x)
FGA	25	11/7/15, MEM at UTA	FTA	14	3/27/13, MEM at NYK	BLK	3	1/19/13, MEM at CHI
3FGM	5	12/13/14, MEM vs PHI (3x)	REB	10	11/28/14, MEM at POR (4x)	MIN	51	3/13/12, MEM vs LAL



PLAYERS

POSITION
GUARD

HEIGHT
6'4"

WEIGHT
204

NBA SEASONS
2

PRIOR TO NBA
VCU

2015-16 SEASON

Came off the bench in all 43 appearances for the Charlotte Hornets and averaged 5.6 points and 1.3 rebounds in 11.1 minutes while shooting 47.6 percent from the field, 48.4 percent from three-point range and 55.6 percent from the free throw line... Set career highs nearly across the board in points, field goals made and attempted, three-point field goals made and attempted, three-point field goal percentage, rebounds, steals, blocks and minutes... Missed two games from Oct. 28-30 due to a left hamstring strain, one game on Nov. 23 due to personal reasons and 36 games as a DNP (Coach's Decision)... Led the Hornets in scoring once... Scored in double figures seven times, including one game with at least 20 points... Scored a career-high 28 points (10-of-15 FG) and tied a franchise record with eight three-pointers (on 11 attempts) on Jan. 25 at Sacramento... **2016 Playoffs:** Appeared in four games (zero starts) during the seven-game Eastern Conference First Round series against Miami and averaged 0.5 points and 0.5 rebounds in 4.5 minutes while shooting 12.5 percent from the field and 20.0 percent from the free throw line.

NBA CAREER

Has appeared in 95 regular season games (one start) during his two-year NBA career with the Houston Rockets, Minnesota Timberwolves and Charlotte Hornets and has averaged 4.8 points and 1.0 rebounds in 10.0 minutes while shooting 43.1 percent from the field, 43.0 percent from three-point range and 72.7 percent from the free throw line... Has appeared in eight postseason games (zero starts) with Houston and Charlotte and has averaged 4.1 points and 1.4 rebounds in 10.8 minutes while shooting 40.0 percent from the field, 44.4 percent from three-point range and 100 percent from the free throw line... Has appeared in 48 NBA Development League games (37 starts) with the Rio Grande Valley Vipers and has averaged 21.5 points, 4.6 rebounds, 1.9 assists and 1.10 steals in 35.4 minutes while shooting 42.2 percent from the field, 40.1 percent from three-point range and 81.6 percent from the free throw line... A 2014 D-League All-Star... Named Third Team All D-League and selected to the D-League All-Rookie Second Team... Set a D-League single-season record for three-point field goals made (240)... **2014-15 (Houston/Minnesota/Charlotte):** Split the season between the Houston Rockets, Minnesota Timberwolves and Charlotte Hornets and averaged 3.7 points and 0.7 rebounds in 8.4 minutes in 47 games (zero starts) while shooting 37.0 percent from the field, 36.4 percent from three-point range and 84.6 percent from the free throw line... Appeared in 17 games for Houston and averaged 2.7 points in 6.4 minutes before being traded with cash considerations, a 2015 second round draft pick and a 2016 second round draft pick to Minnesota as part of a three-team trade also including the Philadelphia 76ers on Dec. 19... Appeared in 19 contests for Minnesota and averaged 2.8 points and 1.0 rebounds in 8.1 minutes before being traded with **Mo Williams** and cash considerations to Charlotte for **Gary Neal** and a 2019 second round draft pick on Feb. 10... Appeared in 11 games for Charlotte and averaged 7.0 points in 12.3 minutes while shooting 45.8 percent from the field, 47.2 percent from three-point range and 85.7 percent from the free throw line... Missed a total of 36 games, including 31 as a DNP (Coach's Decision) and five as a healthy scratch on the inactive list... Scored in double figures five times, including one game with at least 20 points... Scored 24 points, including six three-pointers, on April 15 at Toronto... **2013-14 (Rio Grande Valley/Houston):** Split his first professional season with the Rio Grande Valley Vipers of the NBA D-League and the Houston Rockets... Appeared in 48 games (37 starts) for Rio Grande Valley and averaged 21.5 points, 4.6 rebounds, 1.9 assists and 1.10 steals in 35.4 minutes while shooting 42.2 percent from the field, 40.1 percent from three-point range and 81.6 percent from the free throw line... Named to the 2014 D-League All-Star Game... Selected Third Team All D-League and to the D-League All-Rookie Second Team... Set a D-League single-season record for three-point field goals made (240)... Signed with Houston as a free agent on Feb. 21 and made his NBA debut on March 5 at Orlando... Appeared in five games for Houston and averaged 8.4 points in 15.0 minutes while shooting 48.4 percent from the field and 48.0 percent from three-point range... Scored in double figures twice, including one game with at least 20 points... Scored 22 points, including six three-pointers, in the season finale on April 14 at New Orleans... Missed 22 games while with the Rockets, including three games as a DNP (Coach's Decision) and 19 games on the inactive list... **2014 Playoffs:** Came off

TROY DANIELS



the bench in four games during the Rockets' six-game Western Conference First Round series with the Portland Trail Blazers and averaged 7.8 points and 2.3 rebounds in 17.0 minutes while shooting 52.9 percent from the field, 53.3 percent from three-point range and 100 percent from the free throw line... Scored nine points in his NBA Playoffs debut in Game 3 on April 25 at Portland, knocking down the go-ahead three-pointer with 12.0 seconds remaining in the fourth quarter... Scored 17 points (5-of-7 FG, 4-of-5 3P, 3-of-3 FT) in 21 minutes in Game 4 on April 27 at Portland.

CAREER TRANSACTIONS

Undrafted in the 2013 NBA Draft after finishing his collegiate career at Virginia Commonwealth University... Signed by the Charlotte Bobcats as a free agent on Sept. 23, 2013... Waived by the Charlotte Bobcats on Oct. 10, 2013... Signed by the Houston Rockets as a free agent on Oct. 17, 2013... Waived by the Houston Rockets on Oct. 26, 2013... Allocated to the NBA Development League's Rio Grande Valley Vipers from the Houston Rockets on Nov. 1, 2013... Called up from the Rio Grande Valley Vipers and signed by the Houston Rockets on Feb. 21, 2014... Signed a multi-year contract with the Houston Rockets on July 14, 2014... Traded by the Houston Rockets with a conditional 2015 second round draft pick (from Sacramento), a 2016 second round draft pick (from Houston) and cash considerations to the Minnesota Timberwolves for Corey Brewer and Ronny Turiaf on Dec. 19, 2014... Traded by the Minnesota Timberwolves with Mo Williams and cash considerations to the Charlotte Hornets for Gary Neal and a 2019 second round pick (from Miami) on Feb. 10, 2015... Signed-and-traded by the Charlotte Hornets to the Memphis Grizzlies for cash considerations on July 12, 2016.

COLLEGE CAREER

Played four seasons at Virginia Commonwealth University, appearing in 122 games (58 starts) for the Rams, and averaged 7.5 points and 2.2 rebounds in 17.3 minutes while shooting 38.8 percent from the field, 38.7 percent from three-point range and 78.2 percent from the free throw line... Finished his collegiate career ranked second in school history with 251 three-point field goals... Owns the top two single-season three-point field goal totals in program history with 124 as a senior and 94 as a junior... **2012-13 (Senior):** Started all 36 games during his senior season and averaged 12.3 points and 3.1 rebounds in 26.2 minutes while shooting 41.7 percent from the field, 40.3 percent from three-point range and 70.4 percent from the free throw line... Led the Atlantic 10 Conference in three-point field goals and ranked 10th in three-point field goal percentage... Set a school and Atlantic 10 record with 11 three-pointers on Jan. 2 vs. East Tennessee State... **2011-12 (Junior):** Appeared in 36 games (20 starts) as a junior and averaged 10.0 points, 3.3 rebounds and 1.17 steals in 24.3 minutes while shooting 37.2 percent from the field, 38.1 percent from three-point range and 84.3 percent from the free throw line... Led the Colonial Athletic Association in three-point field goals (94) and ranked seventh in three-point field goal percentage... **2010-11 (Sophomore):** Appeared in 25 games (two starts) as a sophomore and averaged 2.2 points in 5.1 minutes while shooting 30.5 percent from the field, 33.3 percent from three-point range and 33.3 percent from the free throw line... **2009-10 (Freshman):** Came off the bench in all 25 appearances and averaged 2.2 points in 6.2 minutes while shooting 37.5 percent from the field, 37.5 percent from three-point range and 83.3 percent from the free throw line.

PERSONAL

Born July 15, 1991 in Roanoke, Va... Majored in business at Virginia Commonwealth... Attended William Fleming High School in Roanoke.

INTRO

PLAYERS

EXECUTIVES

BASKETBALL
OPERATIONS

BUSINESS
OPERATIONS

MEDIA

COMMUNITY

HISTORY

PLAYOFFS

REVIEW

OPPONENTS

NBA

FEDERATION

AT A GLANCE



TROY DANIELS

NBA Regular Season Statistics

Year-Team	G-GS	MIN	Field Goals		3-Point		Free Throws		Rebounds		AST	STL	BLK	TO	PF	PTS	RPG	APG	PPG
			FGM-FGA	PCT	FGM-FGA	PCT	FTM-FTA	PCT	OFF-DEF-TOT										
13-14 HOU	5-1	75	15-31	.484	12-25	.480	0-0	---	0-4-4	5	0	0	3	6	42	0.8	1.0	8.4	
14-15 TOT	47-0	397	61-165	.370	43-118	.364	11-13	.846	8-25-33	22	6	1	20	40	176	0.7	0.5	3.7	
14-15 HOU	17-0	108	15-47	.319	13-43	.302	3-4	.750	0-6-6	4	0	0	5	14	46	0.4	0.2	2.7	
14-15 MIN	19-0	154	19-59	.322	13-39	.333	2-2	1.000	6-13-19	13	3	0	8	14	53	1.0	0.7	2.8	
14-15 CHO	11-0	135	27-59	.458	17-36	.472	6-7	.857	2-6-8	5	3	1	7	12	77	0.7	0.5	7.0	
15-16 CHO	43-0	476	89-187	.476	59-122	.484	5-9	.556	7-50-57	21	11	3	24	40	242	1.3	0.5	5.6	
CAREER	95-1	948	165-383	.431	114-265	.430	16-22	.727	15-79-94	48	17	4	47	86	460	1.0	0.5	4.8	

NBA Playoff Statistics

Year-Team	G-GS	MIN	Field Goals		3-Point		Free Throws		Rebounds		AST	STL	BLK	TO	PF	PTS	RPG	APG	PPG
			FGM-FGA	PCT	FGM-FGA	PCT	FTM-FTA	PCT	OFF-DEF-TOT										
13-14 HOU	4-0	68	9-17	.529	8-15	.533	5-5	1.000	3-6-9	1	2	0	2	10	31	2.3	0.3	7.8	
15-16 CHO	4-0	18	1-8	.125	0-3	.000	0-0	---	0-2-2	0	0	0	0	2	2	0.5	0.0	0.5	
CAREER	8-0	86	10-25	.400	8-18	.444	5-5	1.000	3-8-11	1	2	0	2	12	33	1.4	0.1	4.1	



POSITION
CENTER

HEIGHT
6'11"

WEIGHT
237

NBA SEASONS
ROOKIE

PRIOR TO NBA
MICHIGAN STATE

NBA TRANSACTIONS

Drafted by the Boston Celtics in the second round (31st overall) of the 2016 NBA Draft on June 23, 2016... Draft rights traded by the Boston Celtics with the draft rights to **Rade Zagorac** (35th overall in 2016) to the Memphis Grizzlies for a future first round draft pick on June 23, 2016..

COLLEGE CAREER

Played one season at Michigan State University, appearing in 35 games (16 starts) for the Spartans, and averaged 7.5 points, 5.5 rebounds and 1.83 blocks in 18.6 minutes while shooting 59.8 percent from the field and 60.5 percent from the free throw line during the 2015-16 season... Set a Spartans freshman record for total blocks (64), the second-most in a single season in program history... Scored in double figures 12 times... Grabbed double-digit rebounds on four occasions... Posted one double-double... Became one of three freshmen in school history to post a double-double in their collegiate debut when he recorded 13 points and a career-high 11 rebounds to go with five blocks on Nov. 13, 2015 vs. Florida Atlantic... Blocked a career-high six shots on Jan. 28, 2016 vs. Northwestern... Started 16 of the team's final 17 games.

PERSONAL

Born Dec. 2, 1996 in Muskegon, Mich... Son of Ronda Davis and grandson of Bonnie Davis... A 2015 McDonald's All-American, totaling six points and a team-high nine rebounds for the West... 2015 Hal Schram Michigan Mr. Basketball Award winner... Selected to play in the 2015 Jordan Brand Classic All-America Game... Averaged 18.3 points, 15.2 rebounds and 6.7 blocks while shooting 67 percent from the field as a high school senior, leading Muskegon High School to a 23-2 record and a spot in the Class A state quarterfinals... 2015 Gatorade Michigan Player of the Year... 2015 Associated Press Class A Player of the Year... Finished his prep career ranked second on the state of Michigan's career blocked shots list... Averaged 15.0 points, 13.6 rebounds and 7.1 blocks as a junior, earning Associated Press Class A All-State and Detroit Free Press and Detroit News Dream Team honors... Led Muskegon to a perfect 28-0 record and a Michigan Class A State Championship as a junior, finishing the year ranked No. 20 in the USA Today Top 25... Established a Michigan state high school single-season record with 199 blocks during the 2013-14 season, blocking 16 shots in two separate games.

NCAA Statistics

Season	School	Conf	G	MIN	Field Goals		3-Point		Free Throws		Rebounds		AST	STL	BLK	TO	PF	PTS	RPG	APG	PPG
					FGM-FGA	PCT	FGM-FGA	PCT	FTM-FTA	PCT	OFF-DEF-TOT										
15-16	MICHIGAN ST	BIG10	35	650	119-199	.598	0-0	---	23-38	.605	72-119-191	26	9	64	30	80	261	5.5	0.7	7.5	
CAREER			35	650	119-199	.598	0-0	---	23-38	.605	72-119-191	26	9	64	30	80	261	5.5	0.7	7.5	

SINGLE GAME HIGHS

PTS	28	1/25/16, CHA at SAC	3FGA	13	4/15/15, CHA at TOR	AST	5	4/16/14, HOU at NOP
FGM	10	1/25/16, CHA at SAC	FTM	4	4/15/15, CHA at TOR	STL	1	4/13/16, CHA vs ORL (17x)
FGA	16	4/16/14, HOU at NOP	FTA	4	4/15/15, CHA at TOR	BLK	1	3/14/16, CHA vs DAL (4x)
3FGM	8	1/25/16, CHA at SAC	REB	7	1/25/16, CHA at SAC	MIN	44	4/16/14, HOU at NOP

PLAYERS

BUSINESS
OPERATIONS

MEDIA

COMMUNITY

HISTORY

PLAYOFFS

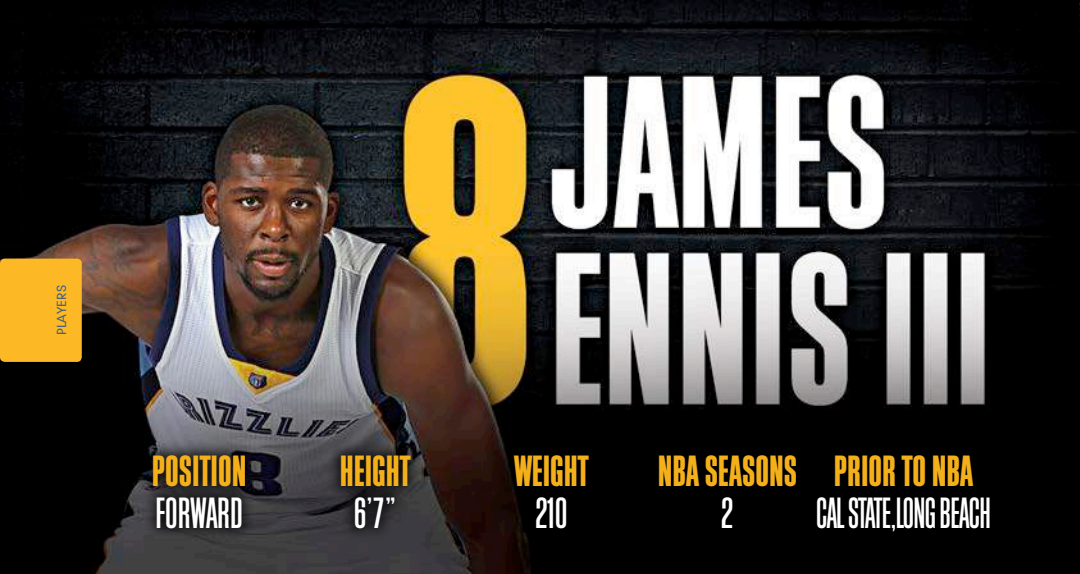
REVIEW

OPPONENTS

NBA

FEDERATION

AT A GLANCE



PLAYERS

POSITION
FORWARD

HEIGHT
6'7"

WEIGHT
210

NBA SEASONS
2

PRIOR TO NBA
CAL STATE, LONG BEACH

2015-16 SEASON

Split his second NBA season with the Miami Heat, Memphis Grizzlies and New Orleans Pelicans... Appeared in a total of 22 games (five starts) and averaged 7.2 points, 1.9 rebounds and 1.0 assists in 15.0 minutes while shooting 47.8 percent from the field, 44.8 percent from three-point range and 73.5 percent from the free throw line... Made three appearances for Miami, logging seven minutes, before he was traded with **Mario Chalmers** to Memphis for **Beno Udrih** and **Jarnell Stokes** on Nov. 10... Came off the bench in all 10 of his games with the Grizzlies and averaged 1.6 points in 4.0 minutes... While with Memphis, completed eight assignments to the NBA Development League's Iowa Energy, appearing in 24 games (21 starts), and averaged 18.8 points, 6.0 rebounds and 2.6 assists in 33.3 minutes while shooting 45.4 percent from the field, 32.1 percent from three-point range and 69.7 percent from the free throw line... Waived by Memphis on March 2 and signed a 10-day contract with New Orleans on March 30... Competed in nine games (five starts) for the Pelicans and averaged 15.9 points, 3.9 rebounds and 2.0 assists in 31.3 minutes while shooting 50.0 percent from the field, 48.0 percent from three-point range and 79.2 percent from the free throw line... Signed with New Orleans for the remainder of the season on April 9... Made an average of 2.7 three-pointers per game in New Orleans and recorded seven games with multiple threes made... Averaged 28.5 points while shooting 58.8 percent from the field, 57.9 percent from three-point range and 85.7 percent from the free throw line in the last two games of the season... Scored a career-high 29 points (9-of-14 FG, 5-of-8 3P, 6-of-7 FT) on April 11 vs. Chicago... Scored 28 points (11-of-20 FG) and made a career-high six three-pointers (on seven attempts) in the season finale on April 13 at Minnesota... Missed a total of 40 games, including 21 as a DNP (Coach's Decision), 19 on the inactive list due to D-League assignments and three more as a healthy scratch on the inactive list... Scored in double figures eight times (all with New Orleans), including two games with at least 20 points.

NBA CAREER

Has appeared in 84 regular season games (eight starts) during his two-year NBA career with the Miami Heat, Memphis Grizzlies and New Orleans Pelicans and has averaged 5.6 points and 2.6 rebounds in 16.4 minutes while shooting 43.1 percent from the field, 37.3 percent from three-point range and 81.3 percent from the free throw line... Owns one career double-double... Has appeared in 24 NBA Development League games (21 starts) with the Iowa Energy and has averaged 18.8 points, 6.0 rebounds and 2.6 rebounds in 33.3 minutes while shooting 45.4 percent from the field, 32.1 percent from three-point range and 69.7 percent from the free throw line... **2014-15 (Miami):** Completed his rookie season with averages of 5.0 points, 2.8 rebounds and 0.8 assists in 17.0 minutes in 62 games (three starts) for the Miami Heat... Shot 40.9 percent from the field, 32.6 percent from three-point range and 84.0 from the free throw line... Ranked second among rookies in free throw percentage and 18th in rebounds per game... Made his NBA debut on Oct. 29 vs. Washington, tallying five points and two rebounds in 15 minutes... Made his first NBA start on Nov. 14 at Atlanta... Made a career-high 17 consecutive free throws from Dec. 5-21... Became one of only 18 players in franchise history to play all 48 minutes in a non-overtime game for the Heat in the season finale on April 15 at Philadelphia... In addition to setting a career high in minutes played at Philadelphia, also set career highs in field goals made (7) and attempted (20), three-point field goals attempted (7), assists (6) and defensive (9) and total rebounds (12)... Recorded double figures in points eight times... Posted one game with 10+ rebounds... Recorded one double-double... Led the Heat in rebounds four times, assists once, steals twice, blocks five times and minutes once... Was Miami's leading scorer off the bench on 10 occasions and led the Heat reserves in rebounds 17 times, in assists five times, in steals 10 times, in blocks nine times and in minutes eight times... Officially missed one game due to injury on Feb. 11 at Cleveland with a right knee sprain and illness... DNP (Coach's Decision) 19 times, including one game on Feb. 9 vs. New York (right knee sprain) where he dressed despite being injured.

JAMES ENNIS III



CAREER TRANSACTIONS

Drafted by the Atlanta Hawks in the second round (50th overall) of the 2013 NBA Draft on June 27, 2013... Draft rights traded by the Atlanta Hawks to the Miami Heat for a future second round draft pick on June 27, 2013... Signed a multi-year contract with the Miami Heat on July 15, 2014... Traded by the Miami Heat with **Mario Chalmers** to the Memphis Grizzlies for **Beno Udrih** and **Jarnell Stokes** on Nov. 10, 2015... Waived by the Memphis Grizzlies on March 2, 2016... Signed a 10-day contract with the New Orleans Pelicans on March 30, 2016... Signed with the New Orleans Pelicans for the remainder of the season on April 9, 2016... Signed a multi-year contract with the Memphis Grizzlies on July 13, 2016.

INTERNATIONAL CAREER

2013-14 (Australia/Puerto Rico): Split the season between the Perth Wildcats of the Australian Basketball League and Piratas de Quebradillas of the Puerto Rican National Superior Basketball League... Averaged 21.2 points, 7.2 rebounds, 2.1 assists and 1.42 steals in 31.7 minutes in 33 games (32 starts) with the Perth Wildcats... Shot 46.6 percent from the field and 77.0 percent from the free throw line... Named Australiabasket.com All-Australian NBL Player of the Year, Forward of the Year, Import Player of the Year, First Team and All-Imports Team... Earned the Gordon Ellis Medal, the team's MVP honor... Finished third in the league's MVP voting... Named Player of the Month for October... Team won the 2014 Australian Basketball League Championship... Averaged 16.6 points, 8.3 rebounds, 2.5 assists, 1.75 steals and 1.00 blocks in 33.6 minutes in 12 games (all starts) for Piratas de Quebradillas of the Puerto Rican National Superior Basketball League... Shot 47.0 percent from the field and 76.2 percent from the free throw line.

COLLEGE CAREER

Played two seasons (2011-13) at California State University, Long Beach (then known as Long Beach State University) after spending his freshman year (2009-10) at Oxnard College, a junior college in Oxnard, Calif. and his sophomore year (2010-11) at Ventura College, a junior college in Ventura, Calif... Averaged 13.2 points, 5.4 rebounds, 2.4 assists, 1.67 steals and 1.03 blocks in 31.0 minutes in 67 career games (66 starts) at Long Beach, shooting .493 from the field and .788 from the free throw line... Despite playing just two seasons for the 49ers, finished fifth in program history in free throw percentage, fifth in blocks (69) and ninth in rebounds (582)... **2012-13 (Senior):** Averaged 16.5 points, 6.7 rebounds, 2.1 assists, 1.76 steals and 1.30 blocks in 33.1 minutes in 33 games (32 starts) in his final collegiate season at Long Beach State... Shot .491 from the field and .834 from the free throw line... Named the Big West Conference Player of the Year and an Associated Press Honorable Mention All-American... Earned All-Big West First Team honors... Named a Lou Henson All-American... A finalist for the Lou Henson Award, given annually to the top mid-major player... Helped lead the team to the Big West Conference regular season title... Led the team in scoring average and rebounds per game... Among the Big West leaders in conference play, he ranked first in steals per game (2.27), third in free throw percentage (.851), fourth in blocks per game (1.22), fifth in scoring average (17.3), seventh in field goal percentage (.540), eighth in minutes per game (33.3) and ninth in rebounds per game (6.3)... Scored in double figures in each of his 33 games played with nine 20-point performances... **2011-12 (Junior):** Averaged 10.0 points, 4.1 rebounds, 2.6 assists and 1.59 steals in 29.0 minutes in his first season at Long Beach State... Shot .498 from the field and .711 from the free throw line... Led the team in blocks... **2010-11 (Sophomore):** Averaged 20.3 points, 7.8 rebounds, 5.0 assists, 1.59 steals and 1.04 blocks in 27 games at Ventura College... Shot .585 from the field and .795 from the free throw line... Named All-California Community College Athletic Association First Team... Named to the All-Western State Conference First Team... Named Western State Conference Player of the Week five times... Led team in points (549), assists (134), steals (43), blocks (28) and free throws made (159)... 2009-10 (Freshman): Averaged 19.0 points and 7.7 rebounds at Oxnard College... Named to the All-Western State Conference First Team.

PERSONAL

Born July 1, 1990 in Ventura, Calif... Full name is James Alfred Ennis, III... Parents are Denise Taylor and James Ennis... Has two brothers and three sisters... His cousin **Lorenzo Booker** was drafted by the Miami Dolphins in the third round of the 2007 NFL Draft and played running back for the Dolphins, Philadelphia Eagles and Minnesota Vikings during his NFL career... Earned the nickname "Ennis the Menace" in college... Majored in African Studies... Won the Western State Conference and Southern California Regional championships in the high jump, clearing 6'11"... When his playing career is over, would like to coach and start his own travel team... Enjoys spending time with his brothers in his free time... Played soccer as a kid and used to enjoy skateboarding and rollerblading... Wears size 13 sneakers.

INTRO

PLAYERS

EXECUTIVES

BASKETBALL
OPERATIONS

BUSINESS
OPERATIONS

MEDIA

COMMUNITY

HISTORY

PLAYOFFS

REVIEW

OPPONENTS

NBA

FEDERATION

AT A GLANCE



JAMES ENNIS III

NBA Regular Season Statistics

Year-Team	G-GS	MIN	Field Goals		3-Point		Free Throws		Rebounds		AST	STL	BLK	TO	PF	PTS	RPG	APG	PPG
			FGM-FGA	PCT	FGM-FGA	PCT	FTM-FTA	PCT	OFF-DEF-TOT										
13-14 HOU	5-1	75	15-31	.484	12-25	.480	0-0	---	0-4-4	5	0	0	3	6	42	0.8	1.0	8.4	
14-15 MIA	62-3	1051	101-247	.409	31-95	.326	79-94	.840	51-125-176	48	25	17	39	89	312	2.8	0.8	5.0	
15-16 TOT	22-5	329	54-113	.478	26-58	.448	25-34	.735	21-21-42	21	16	5	19	28	159	1.9	1.0	7.2	
15-16 MIA	3-0	7	0-0	---	0-0	---	0-0	---	0-0-0	1	0	0	0	1	0	0.0	0.3	0.0	
15-16 MEM	10-0	40	4-13	.308	2-8	.250	6-10	.600	4-3-7	2	4	2	2	1	16	0.7	0.2	1.6	
15-16 NOP	9-5	282	50-100	.500	24-50	.480	19-24	.792	17-18-35	18	12	3	17	26	143	3.9	2.0	15.9	
CAREER	84-8	1380	155-360	.431	57-153	.373	104-128	.813	72-146-218	69	41	22	58	117	471	2.6	0.8	5.6	

NBA D-League Statistics

Year-Team	G-GS	MIN	Field Goals		3-Point		Free Throws		Rebounds		AST	STL	BLK	TO	PF	PTS	RPG	APG	PPG
			FGM-FGA	PCT	FGM-FGA	PCT	FTM-FTA	PCT	OFF-DEF-TOT										
15-16 IOW	24-21	799	158-348	.454	42-131	.321	92-132	.697	45-100-145	62	24	11	64	66	450	6.0	2.6	18.8	
CAREER	24-21	799	158-348	.454	42-131	.321	92-132	.697	45-100-145	62	24	11	64	66	450	6.0	2.6	18.8	



Protect your home court with ServiceMaster.

Just like the Grizzlies defend the post, ServiceMaster companies protect and maintain more than 75,000 homes and businesses every day with expert pest control, cleaning, home warranties, home inspections, furniture repair and disaster restoration.

[Learn more at servicemaster.com](https://www.servicemaster.com)

SINGLE GAME HIGHS

PTS	29	4/11/16, NOP vs CHI	3FGA	11	4/13/16, NOP at MIN	AST	6	4/15/15, MIA at PHI
FGM	11	4/13/16, NOP at MIN	FTM	6	4/11/16, NOP vs CHI (2x)	STL	4	4/3/16, NOP vs BKN
FGA	20	4/13/16, NOP at MIN (2x)	FTA	7	4/11/16, NOP vs CHI	BLK	2	3/25/15, MIA at BOS (3x)
3FGM	6	4/13/16, NOP at MIN	REB	12	4/15/15, MIA at PHI	MIN	48	4/15/15, MIA at PHI



2015-16 SEASON

Appeared in 52 games (all starts) and averaged 16.6 points, 7.0 rebounds, 3.8 assists and 1.35 blocks in 34.4 minutes before sustaining a season-ending right foot fracture on Feb. 8... Shot .464 from the field and .829 from the free throw line... Despite an injury-shortened season, led the Grizzlies in total blocks (70) and blocks average for the eighth time in his eight-year NBA career... Also led the team in scoring average while ranking second in rebounding average and third in assists average... Placed second on the team in total points (861), field goals made (328) and attempted (707), free throws made (203) and attempted (245) and third in total assists (196)... **Notable Games and Trends:** Scored 31 points (11-of-18 FG, 1-of-1 3P, 8-of-8 FT) on Nov. 13 vs. Portland... Recorded his first career triple-double, the seventh in franchise history, with 16 points, 11 rebounds and a career-high tying 11 assists with four steals in 37 minutes on Nov. 20 vs. Houston... Became the sixth player in franchise history to record a triple-double, later to be joined by **Matt Barnes** and **Zach Randolph**... It marked the first triple-double by a Grizzlies player since his older brother **Pau Gasol** on Jan. 24, 2007 at Utah... Made a club-record 36 free throws from Nov. 11-25, surpassing the previous mark of 34 that was set by **Anthony Peeler** during the 1996-97 season and held for over 17 years (**Gasol's** new record was eclipsed four days later by **Jeff Green's** streak of 40 straight free throws made)... Posted a career-high 38 points (11-of-22 FG, 16-of-16 FT) with a season-high 13 rebounds, six assists and four blocks on Dec. 1 at New Orleans... Set a career high and tied the franchise record for free throws made in his career-high scoring effort against the Pelicans... Scored 18 points to pass **Shareef Abdur-Rahim** (7,801 points) for third on the Grizzlies' all-time scoring list on Dec. 26 at Charlotte... Tied a career high with five steals on Jan. 8 vs. Denver... Scored 37 points (15-of-29 FG, 7-of-8 FT) on Jan. 16 vs. New York, setting career highs for field goals made and attempted... Scored 27 points to reach 8,000 for his career and converted the go-ahead three-point play with 12.2 seconds remaining in Memphis' 102-101 victory on Jan. 21 at Denver... Tallied 22 points, six rebounds, five assists and a season-high five blocks on Jan. 30 vs. Sacramento... Scored 11 points in 11 minutes before departing just before the end of the first quarter with a right foot injury on Feb. 8 vs. Portland... The injury was revealed to be a Grade II non-displaced fracture of the navicular bone in his right foot... Underwent surgery to repair the injury on Feb. 20 and was ruled out for the remainder of the season... The Grizzlies went 12-18 to finish the season in his absence... **Miscellaneous:** Scored 10+ points 45 times, including 13 games with 20+ points and three games with 30+ points... Grabbed 10+ rebounds 10 times... Recorded 10+ assists once... Posted nine double-doubles, including one triple-double... Led the Grizzlies in scoring 18 times, in rebounding 18 times, in assists 10 times, in steals eight times, in blocks 25 times and in minutes 21 times (all including ties)... Missed the final 30 games of the regular season (Feb. 10-April 13) after undergoing surgery to repair a Grade II fracture of the navicular bone in his right foot... **2016 Playoffs:** Missed all four games during the Western Conference First Round series against San Antonio while recovering from right foot surgery.

NBA CAREER

Has appeared in 569 games (562 starts) in his eight-year NBA career and has averaged 14.3 points, 7.8 rebounds, 3.1 assists and 1.53 blocks in 33.7 minutes with the Memphis Grizzlies... Has shot .503 from the field and .764 from the free throw line... Two-time All-NBA selection (2014-15 First Team, 2012-13 Second Team), the first player in franchise history to be named to multiple All-NBA teams and the only player in club history to be recognized on either the All-NBA First Team or All-NBA Second Team... One of three players since the NBA-ABA merger in 1976 to be drafted after the first round and be named to an All-NBA First Team (**Dennis Johnson** in 1980-81 and **Mark Price** in 1992-93)... The 2012-13 NBA Defensive Player of the Year... Selected to the 2012-13 All-Defense Second Team... Two-time All-Star (2012, 2015) and the first Grizzlies player ever named an All-Star starter (2015)... Along with older brother **Pau Gasol**, the first pair of brothers to start in the same NBA All-Star Game and the second set to ever play in the same All-Star Game (**Tom** and **Dick Van Arsdale** in 1970 and 1971)... Owns the franchise single-season record for field goal percentage (.581 in 2009-10)... Has led the Grizzlies in blocks per game in every season since joining the NBA... Has scored in double figures 450 times in his NBA career, including 105 games with 20+ points and nine games with 30+



points... Has grabbed double-digit rebounds in 155 career games... Owns 140 career double-doubles... Holds career postseason averages of 16.9 points, 9.2 rebounds and 3.4 assists in 53 playoff games (all starts) for Memphis... The Grizzlies' all-time postseason leader in games played (53) and started (53), defensive rebounds (373), blocks (99), blocks per game (1.87), minutes (2,104) and minutes per game (39.7)... Has 20 career postseason double-doubles... **2014-15 (Memphis):** Named to the 2014-15 All-NBA First Team, his second career All-NBA selection (Second Team in 2012-13), and became the first player in franchise history to be recognized on the All-NBA First Team... Made his second career NBA All-Star appearance, joining **Zach Randolph** as the only multi-time All-Stars in franchise history... Enjoyed a career year with averages of 17.4 points, 7.8 rebounds, 3.8 assists and 1.62 blocks in 33.2 minutes in 81 games (all starts) during his seventh NBA campaign... Shot .494 from the field and .795 from the free throw line... Set career highs for total points (1,413), scoring average, total field goals made (530) and attempted (1,072), field goals made (6.5) and attempted (13.2) per game, total free throws made (350) and attempted (440), free throws made (4.3) and attempted (5.4) per game and total defensive rebounds (515)... Led the Grizzlies in total points, scoring average, total blocks and blocks per game, the seventh consecutive season he has led the team in the latter two categories... Ranked 24th in the NBA in scoring average, tied for 22nd in field goal percentage (with **Pau Gasol**), 30th in rebounding average and 30th in double-doubles (20)... The only player in the NBA with at least 1,300 points, 600 rebounds and 300 assists... Voted by the fans into the 2015 Western Conference starting lineup for the 2015 NBA All-Star Game, becoming the first player in franchise history ever to be named an All-Star starter... Along with his older brother (and former Grizzlies forward) **Pau Gasol** of the Chicago Bulls, became the first brothers ever to be named to the starting lineup in an NBA All-Star Game and the second pair of brothers to ever play in the same All-Star Game (**Tom** and **Dick Van Arsdale** in 1970 and 1971)... Tipping off the All-Star Game against Pau, posted six points and 10 rebounds in helping the West to a 163-158 victory over the East on Feb. 15 at Madison Square Garden in New York... Became the Grizzlies career leader in total defensive rebounds by passing **Pau Gasol** (2,896) in person on March 9 at Chicago... Advanced to second in club history in games played, passing **Pau Gasol** (476) for third on Jan. 19 vs. Dallas and **Rudy Gay** (479) for second on Jan. 27 at Dallas... Scored 30-or-more points four times in his first 21 games of the season (one time in 436 games in his first six NBA seasons)... Posted 32 points (12-of-17 FG) in the regular season opener on Oct. 29 vs. Minnesota, guiding the Grizzlies to their first win on opening night since Oct. 31, 2000 at Seattle... His 32 points set a franchise record in a season opener, breaking a 17-year-old mark held by **Shareef Abdur-Rahim** (31 on Oct. 31, 1997 vs. Dallas)... Recorded a season-high nine assists on Nov. 11 at LA Lakers... Scored 32 points on Nov. 21 vs. Boston and followed up with 30 points and 12 rebounds on Nov. 23 vs. LA Clippers... Tied his season high with nine assists along with 26 points and seven rebounds on Nov. 28 at Portland... Registered 26 points and nine rebounds to guide Memphis to a triple-overtime win on Dec. 17 at San Antonio, the Grizzlies' first road win over the Spurs since Game 1 of the 2011 Western Conference First Round and the first triple-overtime victory in franchise history (regular season and postseason)... Banked in a 30-foot three-pointer from the top of the key at the end of regulation to force the first overtime and converted a layup with 9.3 seconds remaining to send the game into a second overtime... Posted at least 20 points, 10 rebounds and five assists in consecutive games from Dec. 21-22, the first back-to-back 20-10-5 performances of his career... Also joined **Zach Randolph**, **Pau Gasol** and **Shareef Abdur-Rahim** as the only Grizzlies to ever record consecutive games of at least 20 points, 10 rebounds and five assists... Tallied at least 20 points in a career-high four consecutive games from Dec. 21-27... Scored seven of his 12 points in double-overtime to help Memphis defeat Phoenix at home on Jan. 11... Recorded 12 points, a career-high tying 16 rebounds (including a career-high 15 on the defensive end), eight assists, three steals and two blocks in a win on Jan. 16 at Orlando... Sank a game-winning jump shot with 0.1 seconds on the clock on March 4 at Houston, his second career game-winning basket within the final second of a game (March 20, 2013 vs. Oklahoma City)... Set a career high with 33 points on 13-of-19 shooting with 13 rebounds in the regular season finale on April 15 vs. Indiana... Scored 10+ points 69 times (49-20 record), 20+ points 27 times (21-6 record) and 30+ points five times (5-0 record)... Posted 10+ rebounds 21 times (14-7 record)... Recorded 20 double-doubles (14-6 record)... Led the team in scoring 29 times, rebounding 22 times, assists 22 times, steals 13 times, blocks 54 times and minutes 24 times (all including ties)... Inactive one game on March 12 at Washington for rest... **2015 Playoffs:** Averaged 19.7 points, 10.3 rebounds, 4.5 assists and 1.73 blocks in 37.8 minutes in 11 postseason games (all starts), helping lead Memphis to the Western Conference Semifinals... Set playoff career highs for scoring average and assists per game... Averaged 20.4 points, 9.2 rebounds, 5.0 assists and 2.40 blocks in 38.2 minutes in the Western Conference First Round series against Portland... The first NBA player to average at least 20 points, nine rebounds, five assists and two blocks in a playoff series since **LeBron James** in 2010 vs. Chicago... Recorded 15 points, 11 rebounds and a playoff career-high tying seven assists with three blocks in 39 minutes on April 19 vs. Portland in Game 1 of the Western Conference First Round... Recorded a playoff season-high 25 points to go with seven rebounds, four assists and three blocks on April 25 at Portland in Game 3 of the Western Conference First Round... Became the first player since **Tim Duncan** (2003) to record at least 15 points, four assists and three blocks in three consecutive postseason games... Tied a playoff career high with 26 points to go with 14 rebounds and three assists on April 29 vs. Portland in Game 5 of the Western Conference First Round... Scored 20-or-more points in four consecutive games from April 25-May 3, tying the franchise playoff record originally set by both himself and **Zach Randolph** in 2013... Posted 21 points and a playoff season-high 15 rebounds on May 9 vs. Golden State in Game 3 of the Western Conference Semifinals, including 16 points and 10 rebounds in the first half... Scored 10+ points 11 times and 20+ points six times... Grabbed 10+ rebounds six times... Posted six double-doubles... **2013-14 (Memphis):** Overcame a midseason knee injury to average 14.6 points, 7.2 rebounds, 3.6 assists and 1.29 blocks in 33.7 minutes in 59 games (all starts) in his sixth season in Memphis... Shot .473 from the field and .768 from the free throw line... Tied his career high for scoring average... Sustained a left MCL sprain on Nov. 22, 2013 vs. San Antonio and missed the next 23 straight contests, during which the Grizzlies went only 10-13 (.435)... Memphis finished the season 33-13



MARC GASOL

PLAYERS

(.717) upon his return on Jan. 14, which was the third-best record in the NBA... Returned to action on Jan. 14, 2014 to help guide the Grizzlies to a home victory over Oklahoma City... Steadily regained pre-injury form, increasing his points and rebounding averages each month and averaging 18.0 points and 9.3 rebounds in eight games in April... Recorded a season-high 24 points on April 4, 2014 vs. Denver... Averaged 19.2 points, 11.2 rebounds and 4.2 assists on .571 shooting in 39.0 minutes during Memphis' five-game winning streak that closed the season and helped the Grizzlies clinch a franchise-record fourth consecutive postseason berth and secure the seventh seed in the Western Conference Playoffs... Narrowly missed his first career triple-double with 19 points, nine rebounds and a season-high tying nine assists in the regular season finale, a 106-105 overtime home win over Dallas on April 16, 2014... Led the team or shared the team lead in scoring seven times, rebounding 12 times, assists 11 times, steals 17 times, blocks 30 times and minutes 22 times... Scored 10+ points 48 times and 20+ points eight times... Grabbed 10+ rebounds 10 times... Recorded 10 double-doubles... **2014 Playoffs:** Averaged a playoff career-high 17.3 points, 7.7 rebounds and a playoff career-best 4.4 assists on .405 shooting in 42.4 minutes in seven games (all starts) in Memphis' first round series against Oklahoma City... Scored 10+ points seven times and 20+ points twice, including a playoff season-high 24 points in Game 7 on May 3, 2014 at Oklahoma City... Grabbed 10+ rebounds twice, including a playoff season-high 15 rebounds in Game 5 on April 29, 2014 at Oklahoma City... **2012-13 (Memphis):** Named the NBA Defensive Player of the Year after recording 14.1 points, 7.8 rebounds, a career-high 4.0 assists, 1.00 steals and 1.74 blocks on .494 shooting in 35.0 minutes in 80 games (all starts)... Also selected to the 2012-13 All-NBA Second Team and 2012-13 All-Defensive Second Team... The first Grizzlies player ever to be named Defensive Player of the Year or named to the All-NBA Second Team... Led the team in blocks for the fifth consecutive season and ranked 12th in the NBA in the category... Paced the team in free throw percentage (career-high .848), helping the Grizzlies rank inside the top 10 in the NBA in the category (.773, T-9th)... Tipped in the game-winning basket with 0.8 seconds remaining in an overtime victory on March 20, 2013 vs. Oklahoma City, his first career game winner... Posted a career-high 11 assists on March 3, 2013 at Orlando, the most by a starting center since **Marcus Camby's** 11 for Denver on April 5, 2008 vs. Sacramento... Tied a franchise record with a career-high eight blocks on Jan. 4, 2013 vs. Portland, setting club records with six blocks in the first quarter and seven in the first half... Made 33-straight free throws from Nov. 16-28, 2012 the second-longest streak in franchise history behind **Anthony Peeler's** 34 consecutive makes from Jan. 19-March 6, 1997... Recorded his 100th career double-double on April 12, 2013 at Houston... **2013 Playoffs:** Averaged a playoff career-high 17.2 points, 8.8 rebounds, 3.2 assists and a team-high 2.13 blocks on .454 shooting in 40.6 minutes, helping Memphis reach the Western Conference Finals for the first time in franchise history... Ranked T-17th in the league in scoring, T-15th in rebounding and fifth in blocks per game during the postseason... Blocked a franchise playoff-record six shots in Game 4 of the Western Conference Semifinals on May 13 vs. Oklahoma City... **2011-12 (Memphis):** Led the Grizzlies in rebounding (8.9) and blocks (career-high 1.86) while ranking second on the team in scoring (14.6 points) and assists (career-high 3.1) en route to his first career All-Star selection... Shot .482 from the field and averaged a career-best 36.5 minutes in 65 games (all starts)... Ranked seventh in the NBA in blocks and 17th in rebounding... Selected to the 2012 Western Conference All-Star Team as a reserve on Feb. 9, 2012, making him the third All-Star in franchise history (**Zach Randolph** in 2010-11, **Pau Gasol** in 2005-06)... Won his first career NBA Player of the Week Award for the week of Jan. 16, 2012... **2012 Playoffs:** Averaged 15.1 points, 6.7 rebounds, 3.1 assists and 1.86 blocks on .522 shooting in 37.3 minutes in seven games against the Los Angeles Clippers in the first round of the Western Conference Playoffs... **2010-11 (Memphis):** Averaged 11.7 points, 7.0 rebounds, 2.5 assists and 1.68 blocks on .527 shooting in 31.9 minutes in 81 games (all starts)... Led the team in blocks per game and finished 13th in the NBA in the category... Tied a career high with 16 rebounds on Jan. 22, 2011 at Milwaukee... **2011 Playoffs:** Recorded 15.0 points, 11.2 rebounds, 2.2 assists and 2.15 blocks on .511 shooting in 39.9 minutes in 13 games, guiding Memphis to the Western Conference Semifinals for the first time in team history... Ranked second in the NBA in rebounds, seventh in field goal percentage, fourth in blocks and 10th in minutes during the playoffs... Posted playoff career highs with 26 points and a franchise-record 21 rebounds in 57 minutes in a triple-overtime loss in Game 4 of the conference semifinals on May 9, 2011 vs. Oklahoma City... Tallied 24 points (9-of-10 FG) and nine rebounds in his playoff debut in Game 1 of the first round on April 17, 2011 at San Antonio... **2009-10 (Memphis):** Established career highs in rebounding (9.3) and field goal percentage (franchise-record .581)... Averaged a career-high tying 14.6 points and 2.4 points in 35.8 minutes in 69 games (all starts)... Tied **Kevin Durant** and **George Hill** for second in the voting for the 2009-10 Most Improved Player Award... Ranked fourth in the NBA in field goal percentage and 13th in blocks (team-high 1.58)... Set a franchise record by converting 15 consecutive field goal attempts from Nov. 14-18, 2009... Selected to play in the T-Mobile Rookie Challenge for the second straight year, registering 10 points, six rebounds and two blocks in 14 minutes on Feb. 12, 2010 in Dallas... **2008-09 (Memphis):** Led the Grizzlies in rebounding (7.4), blocks (1.10), free throws made (275), free throws attempted (375) and double-doubles (17) as a rookie... Averaged 11.9 points on .530 shooting in 30.7 minutes in 82 games (75 starts)... Set a franchise rookie record for field goal percentage and ranked 14th in the NBA in the category... Tallied 15 points and eight rebounds in the T-Mobile Rookie Challenge on Feb. 13, 2009 in Phoenix... Scored a career-high 30 points on March 7, 2009 vs. Philadelphia... Grabbed a career-high tying 16 rebounds on Nov. 3, 2008 vs. Golden State... Posted a career-high 10 assists on March 4, 2009 at LA Clippers... Recorded 27 points and 16 rebounds in the fourth game of his career on Nov. 3, 2008 vs. Golden State, making him the first player since **Shaquille O'Neal** (Nov. 12, 1992) to post a 25-point, 15-rebound game in the first five games of his NBA career... Double-doubled (12 points, 12 rebounds) in his NBA debut on Oct. 29, 2008 at Houston.

NBA TRANSACTIONS

Drafted by the Los Angeles Lakers in the second round (48th overall) of the 2007 NBA Draft on June 28, 2007... Draft rights traded by the Los Angeles Lakers with **Kwame Brown**, **Javaris Crittenton**, **Aaron McKie**, first round draft picks in 2008 and 2010 and cash considerations to the Memphis Grizzlies for **Pau Gasol** and a 2008 second round draft pick... Signed a multi-year contract with the Memphis Grizzlies on July 9, 2008... Re-signed with the Memphis Grizzlies to a multi-year contract on Dec. 14, 2011... Re-signed with the Memphis Grizzlies to a multi-year contract on July 13, 2015.

INTERNATIONAL CAREER

Highly-decorated on the international level as a member of the Spanish National Team, has helped lead his country to seven medals since joining the team in 2006... **Summer 2014:** Competed with Team Spain in the 2014 FIBA Basketball World Cup in front of a home crowd in Spain... Posted 10.1 points, 6.3 rebounds, 3.2 assists and 1.43 blocks on .610 shooting in seven games in the event... **Summer 2013:** Won bronze with the Spanish National Team in the 2013 European Championships... Averaged 13.9 points, 7.8 rebounds, 2.2 assists and 1.0 blocks on .511 shooting in 11 games during the competition... Named All-European Championships Best Center and All-European Championships First Team by Eurobasket.com... **Summer 2012:** Took home the silver medal at the 2012 Olympics in London, United Kingdom as a member of the Spanish National Team, posting 12.6 points, 4.8 rebounds and 2.1 assists on .522 shooting in eight games... **Summer 2011:** Won the gold medal at the 2011 FIBA European Championship in Lithuania, averaging 13.3 points, 7.3 rebounds and 2.0 assists on .513 shooting in 11 games... **Summer 2010:** Earned gold at the 2010 FIBA World Championship in Turkey, recording 12.8 points, 6.4 rebounds and 2.33 blocks on .587 shooting in nine games... **Summer 2009:** Helped guide Spain to its first gold medal at the 2009 FIBA European Championship in Poland, averaging 6.7 points, 5.7 rebounds and 1.33 blocks in nine games... **Summer 2008:** Captured the silver medal at the 2008 Olympics in Beijing, China, averaging 7.1 points and 4.6 rebounds on .471 shooting in seven games... **Summer 2007:** Took silver at the 2007 FIBA European Championship in Spain, recording 4.3 points and 2.8 rebounds in nine games... Captured gold at the FIBA World Championship in Japan, averaging 5.5 points and 3.3 rebounds on .773 shooting in eight games... **2006-08 (Spain):** Won the 2008 ACB Most Valuable Player Award after posting 16.2 points, 8.3 rebounds and 1.8 blocks on .653 shooting for Akasvayu Girona... A two-time ACB All-Star selection (2007, 2008)... Recorded 13.6 points, 7.0 rebounds and 1.4 blocks in 28.2 minutes in 66 career games over two seasons with Akasvayu Girona... **2003-06 (Spain):** Averaged 3.2 points and 2.7 rebounds in 10.9 minutes in 50 career games over three seasons with F.C. Barcelona.

PERSONAL

Born Jan. 29, 1985 in Barcelona, Spain... Born Marc Gasol Saez... Son of Marisa and Agusti Gasol... Married to wife Cristina... Older brother is Chicago Bulls forward/center **Pau Gasol**, who played seven seasons in Memphis and is the Grizzlies' all-time leading scorer... Draft rights were traded by the Los Angeles Lakers to the Memphis Grizzlies in a blockbuster deal for Pau on Feb. 1, 2008... Younger brother is Adria Gasol, who played collegiately at UCLA... Mother is a physician and father is a hospital administrator... The Gasol family, including Marc, followed Pau to Memphis when he started his NBA career... Played two seasons of high school basketball in Memphis for Lausanne (2001-03) before returning to Spain to play professionally for F.C. Barcelona... Lausanne retired his jersey on Dec. 11, 2008... Together with Pau, launched Summer Kids Health Challenge in May 2013... The summer-long competition between Marc's team of kids and Pau's team in Los Angeles measured who could live a healthier summer... The captain of the losing team would be forced to shave his beard; Marc's team won... Hosted the 2012 Staxtacular event, a fundraiser benefit for the Stax Music Academy... Donated \$14,000 – \$1,000 for each point scored on March 25, 2011 at Chicago – to the Japan Relief and Recovery Fund, helping the people of Japan recover from the devastating earthquake and tsunami of March 2011... The third Spanish-born player to play for the Grizzlies, joining **Pau Gasol** and fellow Spanish National Team member **Juan Carlos Navarro** (2007-08).

INTRO

PLAYERS

EXECUTIVES

BASKETBALL
OPERATIONS

BUSINESS
OPERATIONS

MEDIA

COMMUNITY

HISTORY

PLAYOFFS

REVIEW

OPPONENTS

NBA

FEDERATION

AT A GLANCE



MARC GASOL

NBA Regular Season Statistics

Year-Team	G-GS	MIN	Field Goals		3-Point		Free Throws		Rebounds		AST	STL	BLK	TO	PF	PTS	RPG	APG	PPG
			FGM-FGA	PCT	FGM-FGA	PCT	FTM-FTA	PCT	OFF-DEF-TOT										
08-09 MEM	82-75	2521	350-661	.530	0-1	.000	275-375	.733	201-404-605	143	63	90	164	265	975	7.4	1.7	11.9	
09-10 MEM	69-69	2469	378-651	.581	0-1	.000	252-376	.670	208-432-640	165	69	109	135	254	1008	9.3	2.4	14.6	
10-11 MEM	81-81	2586	364-691	.527	3-7	.429	220-294	.748	154-415-569	200	74	136	146	265	951	7.0	2.5	11.7	
11-12 MEM	65-65	2370	357-740	.482	1-12	.083	237-317	.748	120-459-579	204	62	121	121	201	952	8.9	3.1	14.6	
12-13 MEM	80-80	2796	429-869	.494	1-14	.071	268-316	.848	184-438-622	318	80	139	157	255	1127	7.8	4.0	14.1	
13-14 MEM	59-59	1970	336-711	.473	2-11	.182	185-241	.768	84-340-424	215	59	76	111	150	859	7.2	3.6	14.6	
14-15 MEM	81-81	2687	530-1072	.494	3-17	.176	350-440	.795	115-515-630	307	70	131	176	208	1413	7.8	3.8	17.4	
15-16 MEM	52-52	1791	328-707	.464	2-3	.667	203-245	.829	58-304-362	196	50	70	118	141	861	7.0	3.8	16.6	
CAREER	569-562	19190	3072-6102	.503	12-66	.182	1990-2604	.764	1124-3307-4431	1748	527	872	1128	1739	8146	7.8	3.1	14.3	

NBA Playoff Statistics

Year-Team	G-GS	MIN	Field Goals		3-Point		Free Throws		Rebounds		AST	STL	BLK	TO	PF	PTS	RPG	APG	PPG
			FGM-FGA	PCT	FGM-FGA	PCT	FTM-FTA	PCT	OFF-DEF-TOT										
10-11 MEM	13-13	519	72-141	.511	0-2	.000	51-73	.699	41-105-146	29	14	28	26	44	195	11.2	2.2	15.0	
11-12 MEM	7-7	261	36-69	.522	0-1	.000	34-43	.791	16-31-47	22	2	13	13	25	106	6.7	3.1	15.1	
12-13 MEM	15-15	609	93-205	.454	0-0	---	72-90	.800	25-102-127	48	13	33	18	53	258	8.5	3.2	17.2	
13-14 MEM	7-7	299	47-116	.405	0-1	.000	27-34	.794	13-41-54	31	12	6	12	27	121	7.7	4.4	17.3	
14-15 MEM	11-11	416	71-180	.394	0-2	.000	75-88	.852	19-94-113	49	10	19	16	33	217	10.3	4.5	19.7	
CAREER	53-53	2104	319-711	.449	0-6	.000	259-328	.790	114-373-487	179	51	99	85	182	897	9.2	3.4	16.9	

NBA All-Star Statistics

Year-Team	G-GS	MIN	Field Goals		3-Point		Free Throws		Rebounds		AST	STL	BLK	TO	PF	PTS
			FGM-FGA	PCT	FGM-FGA	PCT	FTM-FTA	PCT	OFF-DEF-TOT							
11-12 MEM	1-0	14	2-5	.400	0-0	---	0-0	---	1-2-3	0	0	0	1	2	4	
14-15 MEM	1-1	25	3-6	.500	0-1	.000	0-0	---	2-10-12	2	2	0	1	1	6	
CAREER	2-1	38	5-11	.455	0-1	.000	0-0	---	3-13-16	2	2	0	2	3	10	

SINGLE GAME HIGHS

PTS 38	12/1/15, MEM at NOP	FTA 16	12/1/15, MEM at NOP	AST 11	11/20/15, MEM vs HOU (2x)
FGM 15	1/16/16, MEM vs NYK	OREB 9	1/30/10, MEM vs NOH	STL 5	1/8/16, MEM vs DEN (2x)
FGA 29	1/16/16, MEM vs NYK	DREB 15	1/16/15, MEM at ORL	BLK 8	1/4/13, MEM vs POR
FTM 16	12/1/15, MEM at NOP	REB 16	1/16/15, MEM at ORL (6x)	MIN 51	2/19/10, MEM vs MIA

FROM THE ROAR OF THE CROWD TO THE ROAR OF A JET ENGINE



Photo by Barry Gossage/NBAE via Getty Images

Memphis International Airport is working nonstop to give you

Wherever you are going, plan your flight today at

MORE TRAVEL OPTIONS

- 3 new airlines and 16 new routes since 2015

MORE WAYS TO SAVE

- Fares down \$140 since 2012
- Park for only \$6 a day

flymemphis.com

The only site for
EVERY MEMPHIS FLIGHT





PLAYERS

POSITION
FORWARD

HEIGHT
6'9"

WEIGHT
227

NBA SEASONS
2

PRIOR TO NBA
ALABAMA

2015-16 SEASON

Appeared in 78 games (15 starts) and averaged 7.4 points and 4.8 rebounds in 18.5 minutes, all career highs, in his second NBA season... Led the Grizzlies in games played and dunks (53), ranked second in offensive rebounds (139) and third in total rebounds (373) and blocks (33)... Flashed three-point range by shooting 15-of-45 from beyond the arc (.333) after going 0-of-6 during his rookie season... **Notable Games and Trends:** Recorded his first career double-double with 12 points and 12 rebounds on Nov. 3 at Sacramento... Averaged 10.6 points and 6.3 rebounds in 25.2 minutes in 29 games after the All-Star Break after he averaged 5.5 points and 3.9 rebounds in 14.6 minutes in 49 games before... Tallied nine points, 11 rebounds and a career-high three blocks on Feb. 19 vs. Minnesota... Posted 16 points and 10 rebounds while setting career highs for assists (6), steals (4) and minutes (37) in helping lead eight available Grizzlies to a road victory on March 7 at Cleveland... Posted 17 points and a career-high 13 rebounds on March 9 at Boston... Registered his first career 20-10 performance with a career-high 21 points and 10 rebounds on March 11 vs. New Orleans... Recorded 20 points in 25 minutes on March 25 at San Antonio... **Miscellaneous:** Scored 10+ points 22 times, including two games with 20+ points... Grabbed 10+ rebounds nine times... Recorded seven double-doubles... Led the Grizzlies in scoring twice, in rebounding 12 times, in steals nine times, in blocks 15 times and in minutes once (all including ties)... DNP (Coach's Decision) four times... **2016 Playoffs:** Came off the bench in all four games during the Western Conference First Round series against San Antonio and averaged 6.8 points and 3.8 rebounds in 18.0 minutes while shooting 54.5 percent from the field and 50.0 percent from the free throw line.

NBA CAREER

Has appeared in 102 games (16 starts) in his two-year NBA career and has averaged 6.3 points and 4.1 rebounds in 15.8 minutes with the Memphis Grizzlies... Has shot .474 from the field, .294 from three-point range and .755 from the free throw line... Has recorded seven double-doubles... Holds NBA Development League career averages of 15.8 points, 9.0 rebounds and 1.7 assists in 60 games (45 starts) in two seasons for the Austin Toros/Spurs... **2014-15 (Austin/San Antonio/Memphis):** Split his rookie season with the San Antonio Spurs and Memphis Grizzlies with averages of 2.6 points and 1.9 rebounds in 6.8 minutes in 24 games (one start)... Shot .574 from the field and .800 from the free throw line... Averaged 2.0 points on .571 shooting and 1.5 rebounds in 6.2 minutes in four games (zero starts) with San Antonio after signing a 10-day contract as a Call-Up from the D-League's Austin Spurs on Jan. 18... Made his NBA debut on Jan. 18 vs. Utah... Called up by Memphis and signed the first of two 10-day contracts with the Grizzlies on Feb. 2... Averaged 2.7 points on .575 shooting and 2.0 rebounds in 7.0 minutes in 20 games (one start) with Memphis... Led the Grizzlies in scoring one time, rebounding one time, steals one time, blocks four times and minutes one time (all including ties)... Scored eight points in his Grizzlies debut on Feb. 6 at Minnesota... Signed a multi-year contract with Memphis on March 2... Scored 13 points in 33 minutes in his first career start on March 12 at Washington... Scored 10+ points twice (0-2 record)... DNP (Coach's Decision) 16 times (15 with Memphis)... Averaged 23.0 points, 10.9 rebounds, 2.5 assists and 1.55 blocks in 31.8 minutes in 20 games (all starts) with the D-League's Austin Spurs... Shot .577 from the field and .843 from the free throw line... Scored 10+ points in all 20 games, including 16 games with 20+ points and three games with 30+ points... Scored a D-League career-high 32 points on Dec. 9 vs. Texas... Posted 10+ rebounds 15 times, grabbing a D-League career-best 18 rebounds on Dec. 11 at Los Angeles... Tallied 15 double-doubles... Named the NBA D-League Player of the Month for games played in December after averaging 24.5 points on .563 shooting with 11.3 rebounds in leading Austin to a 9-1 record during the month... **2015 Playoffs:** Averaged 0.4 points and 0.6 rebounds in 1.6 minutes in five postseason appearances (zero starts)... **2013-14 (LA Clippers):** A member of the Los Angeles Clippers' preseason roster... **2012-13 (Austin):** Averaged 12.3 points, 8.1 rebounds and 1.4 assists in 40 games for the D-League's Austin Toros.

JaMYCHAL GREEN



NBA TRANSACTIONS

Undrafted in the 2012 NBA Draft... Signed by the San Antonio Spurs on Oct. 22, 2012... Waived by the San Antonio Spurs on Oct. 27, 2012... Signed by the Los Angeles Clippers on Sept. 23, 2013... Waived by the Los Angeles Clippers on Oct. 8, 2013... Signed by the San Antonio Spurs on Aug. 5, 2014... Waived by the San Antonio Spurs on Oct. 25, 2014... Signed by the San Antonio Spurs to a 10-day contract as a Call-Up from the NBA Development League's Austin Spurs on Jan. 18, 2015... Signed by the Memphis Grizzlies to a 10-day contract as a Call-Up from the Austin Spurs on Feb. 2, 2015... Signed by the Memphis Grizzlies to a second 10-day contract on Feb. 19, 2015... Signed by the Memphis Grizzlies to a multi-year contract on March 2, 2015.

INTERNATIONAL CAREER

2013-14 (France): After a preseason stint with the Los Angeles Clippers, joined Chorale Roanne of the LNB Pro A League in France, where he averaged 11.8 points and 6.6 rebounds in 22.1 minutes in 25 games... Shot .530 from the field.

COLLEGE CAREER

In four seasons at the University of Alabama (2008-12), averaged 13.5 points, 7.4 rebounds, 1.2 assists and 1.72 blocks in 28.0 minutes in 123 games... Shot .519 from the field and .711 from the free throw line... **2011-12 (Senior):** Averaged 14.0 points, 7.4 rebounds, 1.8 assists and 1.50 blocks in 29.2 minutes in 26 games... Shot a career-high .546 from the field and .690 from the free throw line... Named First Team All-SEC in his final season with the Crimson Tide... **2010-11 (Junior):** Averaged 15.5 points, 7.4 rebounds, 1.4 assists, 1.44 steals and 2.06 blocks in 27.9 minutes in 34 games... Shot .508 from the field and a career-high .737 from the free throw line... **2009-10 (Sophomore):** Averaged 14.1 points, 7.2 rebounds, 1.1 assists and 1.68 blocks in 27.0 minutes in 31 games... Shot .495 from the field and .695 from the free throw line... **2008-09 (Freshman):** Averaged 10.3 points, 7.6 rebounds and 1.59 blocks in 32 games... Shot .538 from the field and .710 from the free throw line.

PERSONAL

Born June 21, 1990 in Montgomery, Ala... Son of Alonzo and Rita Green... Has one sister, Kemeche... Majored in consumer affairs at the University of Alabama, where he played four years for the Crimson Tide... Played for the USA National U18 Team in Argentina at the 2008 FIBA Americas U18 Championships... A 2008 McDonald's All-American... Named Alabama's 2008 Mr. Basketball by the Alabama Sportswriters Association.

NBA Regular Season Statistics

Year-Team	G-GS	MIN	Field Goals		3-Point		Free Throws		Rebounds		STL	BLK	TO	PF	PTS	RPG	APG	PPG
			FGM-FGA	PCT	FGM-FGA	PCT	FTM-FTA	PCT	OFF-DEF-TOT	AST								
14-15 TOT	24-1	164	27-47	.574	0-6	.000	8-10	.800	19-26-45	4	5	5	14	25	62	1.9	0.2	2.6
14-15 SAS	4-0	25	4-7	.571	0-2	.000	0-0	---	3-3-6	0	0	2	2	6	8	1.5	0.0	2.0
14-15 MEM	20-1	139	23-40	.575	0-4	.000	8-10	.800	16-23-39	4	5	3	12	19	54	2.0	0.2	2.7
15-16 MEM	78-15	1446	230-495	.465	15-45	.333	103-137	.752	139-234-373	67	46	33	83	189	578	4.8	0.9	7.4
CAREER	102-16	1610	257-542	.474	15-51	.294	111-147	.755	158-260-418	71	51	38	97	214	640	4.1	0.7	6.3

NBA Playoff Statistics

Year-Team	G-GS	MIN	Field Goals		3-Point		Free Throws		Rebounds		STL	BLK	TO	PF	PTS	RPG	APG	PPG
			FGM-FGA	PCT	FGM-FGA	PCT	FTM-FTA	PCT	OFF-DEF-TOT	AST								
14-15 MEM	5-0	8	0-2	.000	0-1	.000	2-2	1.000	0-3-3	0	1	1	0	1	2	0.6	0.0	0.4
15-16 MEM	4-0	72	12-22	.545	0-1	.000	3-6	.500	5-10-15	3	3	5	4	12	27	3.8	0.8	6.8
CAREER	5-0	8	0-2	.000	0-1	.000	2-2	1.000	0-3-3	0	1	1	0	1	2	0.6	0.0	0.4

NBA D-League Statistics

Year-Team	G-GS	MIN	Field Goals		3-Point		Free Throws		Rebounds		STL	BLK	TO	PF	PTS	RPG	APG	PPG
			FGM-FGA	PCT	FGM-FGA	PCT	FTM-FTA	PCT	OFF-DEF-TOT	AST								
12-13 AUS	40-25	969	196-395	.496	2-11	.182	97-124	.782	104-220-324	54	36	31	72	121	491	8.1	1.4	12.3
14-15 AUS	20-20	629	179-310	.577	4-11	.364	97-115	.843	83-131-214	49	20	31	72	79	459	10.7	2.5	23.0
CAREER	60-45	1598	375-705	.532	6-22	.273	194-239	.812	187-351-538	103	56	62	144	200	950	9.0	1.7	15.8

SINGLE GAME HIGHS

PTS	21	3/11/2016, MEM vs NOP	FTA	10	3/6/16, MEM vs PHO	AST	6	3/7/16, MEM at CLE
FGM	10	3/25/16, MEM at SAS	OREB	9	3/30/16, MEM vs DEN	STL	4	3/19/16, MEM vs LAC (2x)
FGA	18	3/25/16, MEM at SAS	DREB	9	3/9/16, MEM at BOS	BLK	3	2/19/16, MEM vs MIN
FTM	7	3/6/16, MEM vs PHO	REB	13	3/9/16, MEM at BOS	MIN	38	3/11/2016, MEM vs NOP

INTRO

PLAYERS

EXECUTIVES

BASKETBALL
OPERATIONS

BUSINESS
OPERATIONS

MEDIA

COMMUNITY

HISTORY

PLAYOFFS

REVIEW

OPONENTS

NBA

FANFORUM

AT A GLANCE

PLAYERS

5

ANDREW HARRISON

POSITION

GUARD

HEIGHT

6'6"

WEIGHT

213


NBA SEASONS

ROOKIE

PRIOR TO NBA

KENTUCKY

ANDREW HARRISON



INTRO

PLAYERS

EXECUTIVES

BASKETBALL OPERATIONS

BUSINESS OPERATIONS

MEDIA

COMMUNITY

HISTORY

PLAYOFFS

REVIEW

OPONENTS

NBA

FEDERFORUM

AT A GLANCE

PERSONAL

Born Oct. 20, 1994 in San Antonio, Tex... Son of Aaron and Marian Harrison... Chose Kentucky over Maryland, SMU, Baylor, Kansas and Arizona... Recorded 15.8 points, 7.0 rebounds and 7.0 assists as a senior at Travis High School, where he guided the team to a state title in 2013... Averaged 12.5 points, 4.9 rebounds and 6.0 assists as a junior, helping direct the squad to an appearance in the 5A State Championship game and a 36-4 overall record... Ranked as the top point guard in the country by all three recruiting services (Scout, Rivals and ESPU)... Suited up for both the McDonald's High School All-America and Jordan Brand Classic games.

NBA D-League Statistics

Year-Team	G-GS	MIN	Field Goals		3-Point		Free Throws		Rebounds		STL	BLK	TO	PF	PTS	RPG	APG	PPG
			FGM-FGA	PCT	FGM-FGA	PCT	FTM-FTA	PCT	OFF-DEF-TOT	AST								
15-16 IOW	46-45	1622	262-599	.437	76-208	.365	249-318	.783	22-177-199	226	67	24	148	146	849	4.3	4.9	18.5
CAREER	46-45	1622	262-599	.437	76-208	.365	249-318	.783	22-177-199	226	67	24	148	146	849	4.3	4.9	18.5

2015-16 SEASON

Appeared in 46 games (45 starts) for the NBA Development League's Iowa Energy and averaged 18.5 points, 4.3 rebounds, 4.9 assists and 1.46 steals in 35.3 minutes while shooting 43.7 percent from the field, 36.5 percent from three-point range and 78.3 percent from the free throw line... Scored in double figures 41 times, including 17 games with at least 20 points and six games with at least 30 points... Scored a career-high 36 points on Feb. 16 vs. Canton.

NBA TRANSACTIONS

Drafted by the Phoenix Suns in the second round (44th overall) of the 2015 NBA Draft on June 25, 2015... Draft rights traded by the Phoenix Suns to the Memphis Grizzlies for Jon Leuer on June 25, 2015... Signed a multi-year contract with the Memphis Grizzlies on July 10, 2016.

COLLEGE CAREER

Played two seasons at the University of Kentucky, appearing in 79 games (78 starts) for the Wildcats, and averaged 10.1 points, 2.7 rebounds and 3.8 assists in 28.6 minutes while shooting 37.2 percent from the field, 36.7 percent from three-point range and 77.7 percent from the free throw line... Led the Wildcats to the NCAA Final Four in both of his seasons in Lexington, advancing to the NCAA National Championship Game as a freshman... His 298 assists rank 16th in the school's record books and are the most for a two-year player in program history... **2014-15 (Sophomore):** Appeared in 39 games (all starts) and averaged 9.3 points, 2.2 rebounds and 3.6 assists in 25.5 minutes while shooting 37.8 percent from the field, 38.3 percent from three-point range and 79.2 percent from the free throw line... Helped Kentucky become the first men's college basketball team to ever post a 38-0 record before falling to Wisconsin in the NCAA Final Four... The Wildcats' 38 wins tied the most in a single season in NCAA history... Played alongside twin brother **Aaron Harrison** and 2015 NBA draft picks **Karl-Anthony Towns** (No. 1 overall), **Willie Cauley-Stein** (No. 6 overall), **Trey Lyles** (No. 12 overall), **Devin Booker** (No. 13 overall) and **Dakari Johnson** (No. 48 overall)... Led Kentucky in free throws made (126) and attempted (159)... Named to the 2015 Midwest NCAA Region All-Tournament Team... Tabbed to the 2015 SEC All-Tournament Team... Became UK's all-time leader in assists through the first two years of a career after registering a team-high 139 assists to push his career total to 298... Led Kentucky in scoring (10.1 points) and assists (3.4) in the Wildcats' 10 games against ranked opponents... Sank the game-winning free throws on March 28, 2015 against Notre Dame to send Kentucky to the NCAA Final Four... Scored 11 of his 13 points in the first half of the NCAA Final Four on April 4, 2015 against Wisconsin... Posted 13 points and a career-high four steals in the Sweet 16 victory on March 26, 2015 over West Virginia... Tallied 14 points in Kentucky's second round NCAA Tournament win on March 19 vs. Hampton... Averaged 13.0 points and 3.0 assists in three games in guiding UK to the SEC Tournament Championship, netting 15 points in the SEC title game on March 15, 2015 vs. Arkansas... **2013-14 (Freshman):** Appeared in 40 games (39 starts) and averaged 10.9 points, 3.2 rebounds, 4.0 assists in 31.7 minutes while shooting 36.7 percent from the field, 35.1 percent from three-point range and 76.4 percent from the free throw line... Ranked third in UK freshman single-season history with 159 assists... Helped guide the Wildcats to the NCAA Tournament Championship Game against Connecticut... Averaged 9.8 points in six NCAA Tournament games, which included wins over Kansas State, Wichita State, Louisville, Michigan and Wisconsin... Scored 20 points in helping the Wildcats knock off No. 1-seeded Wichita State in the third round of the NCAA Tournament on March 23, 2015... Scored a career-high 26 points, including 10-of-10 shooting from the free throw line, on Jan. 18, 2014 vs. Tennessee.

42

43



1 JARELL MARTIN

POSITION
FORWARD

HEIGHT
6'10"

WEIGHT
239

NBA SEASONS
1

PRIOR TO NBA
LOUISIANA STATE

2015-16 SEASON

Appeared in 27 games (zero starts) and averaged 5.7 points and 3.2 rebounds in 14.1 minutes in his rookie season with the Memphis Grizzlies... Shot .466 from the field, and .726 from the free throw line... **Notable Games and Trends:** Offseason left foot surgery delayed his NBA debut until Dec. 18 at Dallas, where he logged three minutes... Following six assignments to the NBA Development League's Iowa Energy, played in all of the Grizzlies' final 24 games of the regular season... Recorded a career-high eight rebounds on March 2 vs. Sacramento... Averaged 7.6 points on .490 shooting in 16.8 minutes in the final 19 contests... Scored 16 points (7-of-10 FG, 2-of-3 FT), including 15 in the first half, on March 9 at Boston... Scored a career-high 17 points and tied a career high with eight rebounds on March 14 at Houston... Registered 12 points and a career-high tying eight rebounds on March 16 vs. Minnesota... **Miscellaneous:** Scored 10+ points six times... Led the Grizzlies in scoring once, in rebounding once and in blocks three times (all including ties)... Missed a total of 55 games, including 32 due to injury, 16 while playing in the D-League, seven games as a DNP (Coach's Decision) and one game (Feb. 10) as a healthy scratch on the inactive list... Sat out 24 games (Oct. 28-Dec. 11) while recovering from left foot surgery... Sidelined eight games (Jan. 8-23) with a bone bruise in his left foot... **D-League (Iowa):** Appeared in 10 games (six starts) and averaged 15.0 points and 6.0 rebounds in 28.9 minutes over six D-League assignments with the Energy... Shot .492 from the field and .565 from the free throw line... Posted season highs with 22 points and 13 rebounds on Feb. 3 at Texas... Recorded nine games with 10+ points, including one game with 20+ points... Recorded two games with 10+ rebounds, both double-doubles... **2016 Playoffs:** Came off the bench in two appearances during the Western Conference First Round against San Antonio and averaged 4.5 points, 3.5 rebounds and 1.50 steals in 23.0 minutes while shooting 37.5 percent from the field and 50.0 percent from the free throw line... Missed the final two games of the series with a sore left foot.

NBA TRANSACTIONS

Drafted by the Memphis Grizzlies in the first round (25th overall) of the 2015 NBA Draft on June 25, 2015.

COLLEGE CAREER

In two seasons at Louisiana State University (2013-15), averaged 13.7 points, 6.9 rebounds and 1.4 assists in 30.7 minutes in 65 games (57 starts)... Shot .494 from the field, .308 from three-point range and .689 from the free throw line... Led the Tigers to the postseason in both of his seasons at LSU, including the 2014 National Invitation Tournament and the 2015 NCAA Tournament... **2014-15 (Sophomore):** Averaged 16.9 points, 9.2 rebounds and 1.8 assists in 35.1 minutes in 33 games (32 starts) in his final in Baton Rouge... Shot .509 from the field, .269 from three-point range and .690 from the free throw line... A consensus 2015 All-SEC First Team selection by both the coaches and The Associated Press... Guided LSU to its first NCAA Tournament appearance since 2009... Ranked third in the Southeastern Conference in scoring, rebounding and field goal percentage while placing second in defensive rebounds (6.3)... Ranked fourth in the SEC in minutes per game... Finished the season with eight consecutive double-digit scoring games, including a college career best of 28 points on Feb. 21, 2015 vs. Florida, 25 on Feb. 24, 2015 at Auburn and 27 on March 7, 2015 at Arkansas... Posted 16 points and 11 rebounds on March 19, 2015 against North Carolina State in the second round of the 2015 NCAA Tournament... Recorded a career-high 16 rebounds twice, first on Feb. 15, 2015 vs. Auburn and on March 13, 2015 against Auburn again in the quarterfinals of the SEC Tournament... Recorded 15 of his 16 career double-doubles as a sophomore... Grabbed 305 rebounds and, along with teammate Jordan Mickey, became the first LSU players to pull down 300 rebounds in a season since Glen Davis in 2007... Had two dunks make ESPN's Plays of the Day, including a windmill slam on Nov. 18, 2004 vs. Texas Tech and a between-the-legs dunk on Feb. 21, 2015 vs. Florida... **2013-14 (Freshman):** Averaged 10.3 points, 4.6 rebounds and 0.9 assists in 26.2 minutes in 34 games (25 starts)... Shot .471 from the field, .333 from three-point range and .689 from the free throw line... Named to the 2014 All-SEC Freshman Team after ranking ninth in the SEC among freshmen in scoring and seventh among SEC frosh in rebounding... Helped guide LSU to the 2014 NIT and averaged 13.0 points in the Tigers' two games during the tournament.

JARELL MARTIN



PERSONAL

Born May 24, 1994 in Baton Rouge, La... Son of Joyce Veal... Has three siblings... Winner of the 2013 Farm Bureau/Mr. Basketball award given annually by the Louisiana Sports Writers Association to the top player in the state of Louisiana... Averaged 26.3 points, 14.8 rebounds, 4.7 assists and 4.1 blocks as a senior, leading Madison Prep to the school's first state title in Class B in 2013... Guided Madison Prep to the state semifinals in 2012... Named Class B Player of the Year by the Louisiana Association of Basketball Coaches in 2011 and 2012... Scored 10 points in the McDonald's All-Star Game, including a dunk that was rated the third-best "play of the day" on ESPN SportsCenter.

NBA Regular Season Statistics

Year-Team	G-GS	MIN	Field Goals		3-Point		Free Throws		Rebounds		STL	BLK	TO	PF	PTS	RPG	APG	PPG
			FGM-FGA	PCT	FGM-FGA	PCT	FTM-FTA	PCT	OFF-DEF-TOT	AST								
15-16 MEM	27-0	380	54-116	.466	0-2	.000	45-62	.726	39-47-86	15	8	7	19	58	153	3.2	0.6	5.7
CAREER	27-0	380	54-116	.466	0-2	.000	45-62	.726	39-47-86	15	8	7	19	58	153	3.2	0.6	5.7

NBA Playoff Statistics

Year-Team	G-GS	MIN	Field Goals		3-Point		Free Throws		Rebounds		STL	BLK	TO	PF	PTS	RPG	APG	PPG
			FGM-FGA	PCT	FGM-FGA	PCT	FTM-FTA	PCT	OFF-DEF-TOT	AST								
15-16 MEM	2-0	46	3-8	.375	0-0	---	3-6	.500	4-3-7	1	3	0	3	4	9	3.5	0.5	4.5
CAREER	2-0	46	3-8	.375	0-0	---	3-6	.500	4-3-7	1	3	0	3	4	9	3.5	0.5	4.5

NBA D-League Statistics

Year-Team	G-GS	MIN	Field Goals		3-Point		Free Throws		Rebounds		STL	BLK	TO	PF	PTS	RPG	APG	PPG
			FGM-FGA	PCT	FGM-FGA	PCT	FTM-FTA	PCT	OFF-DEF-TOT	AST								
15-16 IOW	10-6	289	61-124	.492	2-7	.286	26-46	.565	18-42-60	7	8	5	21	32	150	6.0	0.7	15.0
CAREER	10-6	289	61-124	.492	2-7	.286	26-46	.565	18-42-60	7	8	5	21	32	150	6.0	0.7	15.0

SINGLE GAME HIGHS

PTS	17	3/14/16, MEM at HOU	FTA	10	3/14/16, MEM at HOU	AST	2	4/12/16, MEM at LAC (4x)
FGM	7	3/9/16, MEM at BOS	OREB	6	3/19/16, MEM vs LAC	STL	2	4/1/16, MEM vs TOR (3x)
FGA	12	3/14/16, MEM at HOU	DREB	6	3/14/16, MEM at HOU	BLK	1	4/9/16, MEM vs GSW (7x)
FTM	9	3/14/16, MEM at HOU	REB	8	3/16/16, MEM vs MIN (3x)	MIN	29	3/14/16, MEM at HOU



2015-16 SEASON

Appeared in 61 games (51 starts) during his second season in Dallas and averaged 13.7 points, 4.7 rebounds and 2.8 assists in 29.5 minutes while shooting 49.2 percent from the field, 41.4 percent from three-point range and 68.4 percent from the free throw line... Among NBA leaders, ranked 31st in field goal percentage and ninth in three-point field goal percentage... Missed a total of 15 games due to injury and six games due to rest, including twice as a DNP (Coach's Decision) and four on the inactive list... Missed the first two games of the season from Oct. 28-29 while recovering from arthroscopic right knee surgery that he underwent on May 1, 2015 to address a cartilage injury... Missed the final 13 games of the regular season (March 20-April 13) after undergoing arthroscopic surgery on March 25 to address an injury to his right medial meniscus suffered on May 18 vs. Golden State... Led the team in scoring 15 times... Over his final 30 games of the season, averaged 18.3 points, 5.8 rebounds and 3.1 assists in 34.3 minutes while shooting 52.0 percent from the field, 47.5 percent from three-point range and 76.7 percent from the free throw line... Increased his scoring average in every month from November through February (8.0 points in November, 10.5 points in December, 16.1 points in January, 18.8 points in February, 16.2 points in March)... Scored in double figures 35 times, including 16 games with at least 20 points (14 times after Jan. 5) and two games with at least 30 points... Grabbed double-figure rebounds three times... Reached double-figure assists once... Recorded three double-doubles (all point/rebound)... **2016 Playoffs:** Missed all five games during the Mavericks' Western Conference First Round series against Oklahoma City while recovering from right knee surgery.

NBA CAREER

Has appeared in 340 regular season games (324 starts) during his five-year NBA career with the Houston Rockets and Dallas Mavericks and has averaged 14.3 points, 5.1 rebounds, 3.0 assists and 1.03 steals in 33.3 minutes while shooting 47.4 percent from the field, 38.0 percent from three-point range and 70.5 percent from the free throw line... Named to the 2011-12 All-Rookie Second Team... Owns 23 career double-doubles, including 21 point/rebound double-doubles and two point/assist double-doubles... Has appeared in 13 postseason games (all starts) with Houston and Dallas and has averaged 18.1 points, 6.6 rebounds and 2.9 assists in 40.4 minutes while shooting 43.7 percent from the field, 36.3 percent from three-point range and 69.0 percent from the free throw line... **2014-15 (Dallas):** Started all of his 66 appearances during his first season in Dallas and averaged 15.7 points, 4.9 rebounds, 2.4 assists and 1.05 steals in 33.1 minutes while shooting 46.2 percent from the field, 38.0 percent from three-point range and 72.0 percent from the free throw line... Among NBA leaders, ranked 27th in three-point field goal percentage... Scored in double figures 53 times, including 18 games with at least 20 points and three games with at least 30 points... Grabbed double-figure rebounds three times... Recorded three double-doubles... Missed a total of 16 games due to injury or illness... Sat out one game on Dec. 13 vs. Golden State with low back soreness... Missed two games from Jan. 30-31 due to illness... Missed seven games from Feb. 22- March 6) due to a left ankle injury sustained on Feb. 21 vs. Houston... Missed the final six games of the regular season from April 4-15) due to a right knee injury suffered on April 2 vs. Houston... Underwent arthroscopic surgery to address a cartilage injury to his right knee on May 1... **2015 Playoffs:** Appeared in one playoff game, logging 10 points, six rebounds and two assists in 37 minutes in Game 1 of the Western Conference First Round series against Houston... Missed the remaining four games of the first round series with a right knee injury... **2013-14 (Houston):** Started all 74 of his games and averaged 16.6 points, 5.5 rebounds, 4.0 assists and 1.19 steals in 37.6 minutes while shooting 47.2 percent from the field, 37.0 percent from three-point range and 74.2 percent from the free throw line... One of four players (**Kevin Durant, LeBron James, Kevin Love**) to average at least 16.0 points, 5.0 rebounds and 4.0 assists and shoot at least 45 percent from the field... Scored in double figures 63 times, including 22 games with at least 20 points and two games with at least 30 points... Grabbed double-digit rebounds six times... Registered one game with double-digit assists... Recorded seven double-doubles, including six point/rebound double-doubles and one point/assist double-double... Scored a career-high 34 points (11-of-17 FG) on Jan. 24 vs. Memphis and set the franchise record for three-pointers in a game with 10 (10-of-14 3P)... Hit all six of his

CHANDLER PARSONS



three-point attempts as part of an 18-point third quarter and finished 10-of-11 from long range in the second half, setting an NBA record for three-point field goals in a half... Made 10 consecutive threes without a miss in that game, tying the NBA record... Missed a total of eight games due to injury... Missed two straight games from Dec. 2-4 with a sore back... Sat out three straight games from Jan. 8-11 with a sore right knee... Missed one game on March 1 with an illness... Sideline one game on April 12 with a sore wrist and hip... Sat out the regular season finale on April 16 due to scheduled rest... **2014 Playoffs:** Started all six games during the Western Conference First Round series against Portland and averaged 19.3 points, 6.8 rebounds and 2.3 assists in 41.7 minutes while shooting 43.8 percent from the field, 36.1 percent from three-point range and 73.3 percent from the free throw line... Recorded a double-double with 16 points and a playoff career-high 12 rebounds in Game 6 on May 2 at Portland... **2012-13 (Houston):** Started all 76 of his appearances and averaged 15.5 points, 4.3 rebounds and 3.5 assists in 36.3 minutes while shooting 48.6 percent from the field, 38.5 percent from three-point range and 72.9 percent from the free throw line... Scored in double figures 60 times, including 22 games with at least 20 points and two games with at least 30 points... Grabbed double-figure rebounds eight times... Registered double figures in assists once... Recorded eight double-doubles, including seven point/rebound double-doubles and one point/assist double-double... Missed a total of six games due to injury or illness... Sat out on game on Nov. 28 with a sore right shoulder... Missed one game on April 1 due to illness... Sideline four straight games from April 5-12 with a strained right calf... Voted a starter and scored 13 points for Team Shaq in the 2013 BBVA Rising Stars Challenge on Feb. 13, which was held during 2013 NBA All-Star Weekend in Houston... **2013 Playoffs:** Started all six games during the Western Conference First Round against Oklahoma City and averaged 18.2 points, 6.5 rebounds and 3.7 assists in 39.7 minutes while shooting 45.2 percent from the field, 40.0 percent from three-point range and 64.3 percent from the free throw line... Scored a playoff career-high 27 points to go with 10 rebounds and eight assists in Game 4 on April 29 vs. Oklahoma City, his first career postseason double-double... **2011-12 (Houston):** Appeared in 63 games (57 starts) as a rookie and averaged 9.5 points, 4.8 rebounds, 2.1 rebounds and 1.16 steals in 28.6 minutes while shooting 45.2 percent from the field, 33.7 percent from three-point range and 55.1 percent from the free throw line... Named to the NBA All-Rookie Second Team... Among rookie leaders, ranked fourth in steals, tied for sixth in rebounding, tied for ninth in scoring and 10th in assists... Scored in double figures 30 times, including five games with at least 20 points... Grabbed double-digit rebounds twice and recorded two double-doubles... Made his NBA debut on Dec. 29 vs. San Antonio... Missed a total of three games, including one as a DNP (Coach's Decision), one on March 17 due to illness and one on April 26 with a bruised right shoulder.

NBA TRANSACTIONS

Drafted by the Houston Rockets in the second round (38th overall) of the 2011 NBA Draft on June 23, 2011... Draft rights traded by the Houston Rockets with **Brad Miller, Nikola Mirotic** and a 2013 first round draft pick to the Minnesota Timberwolves for **Jonny Flynn**, the draft rights to **Donatas Montiejunas** (20th overall) and a 2012 second round draft pick on June 23, 2011... Draft rights traded by the Minnesota Timberwolves to the Houston Rockets for cash considerations on June 23, 2011... Signed a multi-year contract with the Dallas Mavericks on July 13, 2014... Signed a multi-year contract with the Memphis Grizzlies on July 7, 2016.

INTERNATIONAL CAREER

2014: Invited to the 2014 USA Basketball Men's National Team mini-camp held in Las Vegas from July 28-Aug. 1... Resumed training camp in Chicago as one of 16 finalists to the squad from Aug. 14-23... **2013:** Invited to the 2013 USA Basketball Men's National Team mini-camp held in Las Vegas from July 22-25... **2011 (France):** Played for Cholet Basket in France... Appeared in three French league games and averaged 10.0 points, 6.0 rebounds, 4.0 assists and 2.33 steals... In one EuroCup game, had 17 points, three rebounds and one steal... In one Euroleague Qualifying Round game, had two points, five rebounds and two assists... Left in November 2011 to rejoin the Houston Rockets in December 2011...

COLLEGE CAREER

Played four seasons at the University of Florida, appearing in 142 games (82 starts) for the Gators, and averaged 10.2 points, 6.1 rebounds and 2.4 assists in 27.9 minutes while shooting 47.7 percent from the field, 33.7 percent from three-point range and 61.1 percent from the free throw line... Completed his collegiate career ranked 12th in school history with 1,452 points... Became the first Gator ever to be named Southeastern Conference Player of the Year as a senior in 2010-11... **2010-11 (Senior):** Appeared in 36 games (35 starts) as a senior and averaged 11.3 points, 7.8 rebounds and 3.8 assists in 34.1 minutes while shooting 48.0 percent from the field, 36.8 percent from three-point range and 55.7 percent from the free throw line... Named SEC Player of the Year and selected First Team All-SEC... Also named to the SEC All-Tournament, AP All-America Team and First Team NABC All-District 21... **2009-10 (Junior):** Appeared in 34 games (19 starts) and averaged 12.4 points, 6.9 rebounds, 2.6 assists and 1.15 steals in 31.0 minutes while shooting 49.3 percent from the field, 35.8 percent from three-point range and 66.2 percent from the free throw line... Became the 45th Gator to score 1,000 career points... The first player to school history to hit two true buzzer-beaters, making a 75-footer to be North Carolina State on Jan. 10, 2010 and a spot-up three-pointer to beat South Carolina on Jan. 23, 2010... **2008-09 (Sophomore):** Appeared in 36 games (28 starts) and averaged 9.2 points, 5.7 rebounds, 1.8 assists and 1.06 steals in 26.0 minutes while shooting 46.0 percent from the field, 30.1 percent from three-point range and 55.7 percent from the free throw line... Earned Orange Bowl Classic MVP honors... **2007-08 (Freshman):** Came off the bench in all 36 appearances and averaged 8.1 points, 4.0 rebounds and 1.4 assists in 20.6 minutes while shooting 47.2 percent from the field, 32.4 percent from three-point range and 62.7 percent from the free throw line... Earned SEC All-Freshman honors.

INTRO

PLAYERS

EXECUTIVES

BASKETBALL OPERATIONS

BUSINESS OPERATIONS

MEDIA

COMMUNITY

HISTORY

PLAYOFFS

REVIEW

OPINIONS

NBA

FEDERATION

AT A GLANCE



CHANDLER PARSONS

PERSONAL

Born Oct. 25, 1988 in Casselberry, Fla... Son of Gary and Terri Parsons... Grandfather, Don Parsons, played basketball at Rutgers and was drafted by the New York Knicks in the sixth round of the 1950 NBA Draft... Member of Team Texas for the Shooting Stars contest during the 2012 All-Star Saturday Night in Orlando... Graduated from the University of Florida with a degree in telecommunications... Made the Final Four in each of his three years on the varsity level at Lake Howell High School, helping the Silver Hawks to a 31-3 record and the 5A State championship as a senior... Named MVP of the 5A State championship... Named a Jordan All-American, an All-Conference selection and a First-Team 5A All-State selection his senior year in high school... Enjoys fashion and tennis... On Twitter, as @ChandlerParsons.

NBA Regular Season Statistics

Year-Team	G-GS	MIN	Field Goals		3-Point		Free Throws		Rebounds		AST	STL	BLK	TO	PF	PTS	RPG	APG	PPG
			FGM-FGA	PCT	FGM-FGA	PCT	FTM-FTA	PCT	OFF-DEF-TOT	PCT									
11-12 HOU	63-57	1804	248-549	.452	60-178	.337	43-78	.551	90-210-300	134	73	29	81	142	599	4.8	2.1	9.5	
12-13 HOU	76-76	2758	456-939	.486	152-395	.385	113-155	.729	79-325-404	269	75	32	147	148	1177	5.3	3.5	15.5	
13-14 HOU	74-74	2783	466-987	.472	130-351	.370	164-221	.742	69-340-409	298	88	29	144	168	1226	5.5	4.0	16.6	
14-15 DAL	66-66	2186	383-829	.462	132-347	.380	139-193	.720	64-259-323	161	69	19	96	140	1037	4.9	2.4	15.7	
15-16 DAL	61-51	1799	320-651	.492	104-251	.414	93-136	.684	29-256-285	169	46	21	95	114	837	4.7	2.8	13.7	
CAREER	340-324	11330	1873-3955	.474	578-1522	.380	552-783	.705	331-1390-1721	1031	351	130	563	712	4876	5.1	3.0	14.3	

NBA Playoff Statistics

Year-Team	G-GS	MIN	Field Goals		3-Point		Free Throws		Rebounds		AST	STL	BLK	TO	PF	PTS	RPG	APG	PPG
			FGM-FGA	PCT	FGM-FGA	PCT	FTM-FTA	PCT	OFF-DEF-TOT	PCT									
12-13 HOU	6-6	238	42-93	.452	16-40	.400	9-14	.643	7-32-39	22	1	2	18	19	109	6.5	3.7	18.2	
13-14 HOU	6-6	250	46-105	.438	13-36	.361	11-15	.733	6-35-41	14	4	2	5	19	116	6.8	2.3	19.3	
14-15 DAL	1-1	37	5-15	.333	0-4	.000	0-0	---	0-6-6	2	0	0	1	1	10	6.0	2.0	10.0	
CAREER	13-13	525	93-213	.437	29-80	.363	20-29	.690	13-73-86	38	5	4	24	39	235	6.6	2.9	18.1	

SINGLE GAME HIGHS

PTS	34	1/24/14, HOU vs MEM	3FGA	14	1/24/14, HOU vs MEM	AST	11	11/20/13, HOU at DAL (2x)
FGM	13	1/20/16, DAL vs MIN (2x)	FTM	10	4/4/14, HOU vs OKC	STL	5	12/17/12, HOU at NYK
FGA	24	2/20/14, HOU at GSW	FTA	11	4/4/14, HOU vs OKC (2x)	BLK	4	11/13/13, HOU at PHI
3FGM	10	1/24/14, HOU vs MEM	REB	13	11/21/12, HOU vs CHI	MIN	50	11/11/13, HOU vs TOR

Methodist Hospitals of Memphis

is proud to be named the *Best* hospital in Memphis by *U.S. News and World Report* magazine for 2016 - 2017.

In addition to the “Best” ranking, Methodist Hospitals of Memphis was also recognized as high performing in seven types of care.



Be treated well.



Methodist
Healthcare

www.methodisthealth.org/best



2015-16 SEASON

Appeared in 68 games (53 starts) and averaged 15.3 points, 7.8 rebounds and 2.1 assists in 29.6 minutes in his 15th NBA campaign... Shot .475 from the field and .796 from the free throw line... Paced the team in rebounding average for the fourth straight season and for the sixth time in his seven seasons in Memphis... Ranked third in scoring average... Led the team in total points (1,040), offensive rebounds (179), defensive rebounds (350), total rebounds (529) and field goals made (431) and attempted (907)... Vaulted to 94th in NBA history in career scoring and 47th in career rebounding, reaching the 16,000-point and 9,000-rebound plateaus along the way... Of the 4,000+ players to ever play in the NBA, is one of just 27 to compile at least 16,000 career points and 9,000 career rebounds... **Notable Games and Trends:** Tapped in the winning put-back with 0.6 seconds left in Memphis' 101-100 home victory on Nov. 13 vs. Portland, his second career game-winner within the final second of the game (March 6, 2011 at Dallas)... Came off the bench 15 times in a 16-game stretch from Dec. 13-Jan. 12 and averaged 14.1 points (.512 FG/.745 FT) and 7.7 rebounds in 26.7 minutes with the second unit before returning to the starting lineup for the rest of the season on Jan. 14 vs. Detroit... Reached 16,000 career points on Dec. 26 at Charlotte... Registered 26 points and a season-high 18 rebounds in 31 minutes off the bench on Jan. 4 at Portland... Scored 16 of his 24 points in the second half and registered a season-high three blocks on Jan. 8 vs. Denver... Collected 25 points and 13 rebounds on Jan. 10 vs. Boston... Passed **Larry Bird** (8,974 rebounds) for 50th in NBA history in career rebounds on Jan. 12 vs. Houston... Recorded 9,000 career rebounds on Jan. 23 at Minnesota... Entered the Top 100 in NBA history for career scoring on Feb. 5 at New York, passing **Randy Smith** (16,262 points) for 100th and **Paul Arizin** (16,266 points) for 99th... Scored 26 points on Feb. 8 vs. Portland... Posted his first career triple-double, the third of the season by a Grizzlies player, with a season-high 28 points, 11 rebounds and a career-high 10 assists on March 19 vs. LA Clippers, the ninth triple-double in franchise history and the highest-scoring of those nine... Registered his first career triple-double in his 974th career NBA game, setting the league record for most career games before his first triple-double and breaking the old mark held by **Karl Malone** (860 games)... Became the third-oldest player in NBA history (34 years, 247 days) to record his first triple-double (behind only **Matt Barnes** and **Dennis Rodman**)... **Miscellaneous:** Scored 10+ points 57 times, including 14 games with 20+ points... Grabbed 10+ rebounds 18 times... Recorded 17 double-doubles, including one triple-double... Led the Grizzlies in scoring 17 times, in rebounding a team-high 28 times, in assists seven times, in steals eight times, in blocks five times and in minutes 12 times... Missed a total of 14 games due to injury... Sideline a total of 12 games due to a sore right knee, including a five-game absence (Nov. 20-27) and a seven-game stretch (March 7-17) where he dressed and was listed as a DNP (Coach's Decision) twice (March 7-9)... Sat out two games (March 25-28) with a right ankle sprain sustained on March 22 at LA LA Lakers... **2016 Playoffs:** Started all four games during the Western Conference First Round series against San Antonio and averaged 13.0 points, 8.8 rebounds and 1.8 assists in 30.0 minutes while shooting 37.1 percent from the field and 85.7 percent from the free throw line... Recorded two double-doubles.

NBA CAREER

Has appeared in 984 games (820 starts) in his 15-year NBA career and has averaged 17.0 points, 9.0 rebounds and 1.8 assists in 31.8 minutes with the Portland Trail Blazers, New York Knicks, Los Angeles Clippers and Memphis Grizzlies... Has shot .473 from the field and .765 from the free throw line... Selected to the 2010-11 All-NBA Third Team... His selection to an All-NBA team marked a career first and a franchise first for the Grizzlies... A two-time NBA All-Star (2010, 2013) and the only Grizzlies player to make multiple All-Star appearances... Received the 2003-04 NBA Most Improved Player Award... Averaged at least 20 points and 10 rebounds in five different seasons... Has scored 10+ points 821 times, including 386 games with 20+ points, 50 games with 30+ points and three games with 40+ points... Owns 460 career double-doubles (third among active players behind only **Dwight Howard** and **Pau Gasol**), including one triple-double... Holds career postseason averages of 16.8 points, 9.4 rebounds and 1.8 assists in 35.3 minutes in 64 playoff games (60 starts) for Portland and Memphis... The Grizzlies' all-time postseason leader in points (979), rebounds (540), rebounding average (9.6) and field goals made (372)... Owns 29 career postseason

ZACH RANDOLPH



double-doubles... **2014-15 (Memphis):** Continued moving up leaderboards in his 14th NBA season and sixth in Memphis with averages of 16.1 points, 10.5 rebounds and 2.2 assists in 32.4 minutes in 71 games (all starts)... Shot .487 from the field, a career-high .350 from three-point range and .765 from the free throw line... Led the team in offensive rebounds (225), defensive rebounds (522) and total rebounds (747) as well as rebounds per game and double-doubles (38)... Ranked seventh in the league in rebounds per game, tied for eighth in offensive rebounds per game (3.2), eighth in second chance points (3.8), 15th in points in the paint (9.8) and tied for 10th in double-doubles... Named NBA Western Conference Player of the Week after leading Memphis to a 4-0 record and averaging 20.5 points, 13.8 rebounds and 3.3 assists for the week ending Feb. 1... The Player of the Week Award marked his fourth career honor and fourth with the Grizzlies, which surpassed **Pau Gasol** for the most weekly awards in franchise history... Became the Grizzlies' career leader in total rebounds on Jan. 17 vs. Portland, passing **Pau Gasol** (4,096 rebounds)... Recorded a double-double average for the eighth time in the last nine seasons and for the ninth time in his career... Became one of 22 players in NBA history to record at least nine separate seasons with at least 15 points and 10 rebounds per game (all of the other 21 players are Hall of Famers or future Hall of Famers)... Joined **Pau Gasol** as one of six players in NBA history to average at least 15 points and 10 rebounds in their 14th NBA seasons or later (**Moses Malone** three times, **Charles Barkley** twice, **Robert Parish** and **Artis Gilmore**) and the first to do it since Barkley in 1998-99... Totaled 25 points and 13 rebounds in the season opener on Oct. 29 vs. Minnesota, leading the Grizzlies to their first victory on opening night since Oct. 31, 2000 at Seattle... Recorded 22 points and 13 rebounds in the next game on Oct. 31 at Indiana, marking the first time in his career to record at least 20 points and 13 rebounds in consecutive games to start a season... Posted a season-high 22 rebounds on Nov. 15 vs. Detroit, setting a career high and breaking his own franchise record with 13 offensive rebounds... Corralled 18 rebounds (11 offensive) in the second half against the Pistons, also both franchise records... Racked up 21 points and 21 rebounds to lead Memphis to a triple-overtime victory on Dec. 17 at San Antonio, the Grizzlies' first road win against the Spurs since Game 1 of the 2011 Western Conference First Round... Scored all six of the Grizzlies' points in the third and final overtime against the Spurs... Recorded a season-high 27 points with 17 rebounds in a double-overtime win on Jan. 11 vs. Phoenix... Scored his 15,000th career point on Jan. 16 at Orlando... Hauled in double-digit rebounds in a career-high 18 consecutive games played from Dec. 9-Jan. 31... Recorded 12 consecutive double-doubles from Jan. 9-31, the second-longest streak by any NBA player during the season (**Pau Gasol**)... Scored 22 points (16 in the second half) to go with 10 rebounds on Jan. 27 at Dallas... Made the two longest field goals of the NBA season, sinking a 60-foot shot on Feb. 4 at Utah and a 62-foot heave on Feb. 25 at Sacramento... Posted a double-double with five assists before halftime on April 8 vs. New Orleans, finishing with 15 points, 13 rebounds and a season-high tying six assists... Scored 10+ points 63 times (49-14 record) and 20+ points 21 times (16-5 record)... Recorded 10+ rebounds 43 times (32-11 record) and 20+ rebounds twice (2-0 record)... Tallied 38 double-doubles (30-8 record)... Led the Grizzlies in scoring 22 times, rebounding 48 times, assists 10 times, steals eight times, blocks four times and minutes 20 times (all including ties)... Missed 11 games (inactive nine times) due to injury, illness or rest, including nine games (inactive nine times) from Dec. 21-Jan. 7 with a sore right knee, one game on March 3 vs. Utah due to illness and one game on March 12 at Washington for rest... Named a finalist for the J. Walter Kennedy Citizenship Award by the Professional Basketball Writers Association (PBWA) for his community-building charitable efforts during the season, one of five finalists in a field of 28 candidates... **2015 Playoffs:** Averaged 15.6 points, 8.5 rebounds and 2.1 assists in 34.7 minutes in 11 postseason games (all starts), helping guide Memphis to the Western Conference Semifinals... Tallied 16 points and a playoff season-high 11 rebounds on April 19 vs. Portland in Game 1 of the Western Conference First Round... Scored 20+ points in three consecutive games to open the Western Conference Semifinals against Golden State, including a playoff season-high 22 points on May 9 in Game 3... Scored 10+ points 11 times and 20+ points three times... Grabbed 10+ rebounds four times... Posted four double-doubles... **2013-14 (Memphis):** Completed his fifth season in Memphis and 13th in the NBA with averages of 17.4 points, 10.1 rebounds and 2.5 assists in 34.2 minutes in 79 games (all starts)... Shot .467 from the field and .742 from the free throw line... Led the Grizzlies in scoring average, rebounding average, total points (1,372) and total rebounds (795) for the fourth time since coming to Memphis... Also led the team in total offensive rebounds (265), total defensive rebounds (530), field goals made (560), field goals attempted (1,198), free throws made (250), free throws attempted (337) and total minutes (2,705)... Set career highs for total assists (200) and assists per game... Tied for fourth in the NBA in double-doubles (47) and ranked ninth in rebound average, tied for 36th in scoring average and 39th in minutes per game... Recorded a double-double average for the seventh time in the last eight seasons and for the eighth time in his career... One of seven players to average at least 17 points and 10 rebounds per game... Posted 23 points and a season-high 20 rebounds, including a season-best 10 offensive boards, on Jan. 20, 2014 vs. New Orleans in the 12th Annual Martin Luther King Jr. Day Game, marking his 11th career game with at least 20 points and 20 rebounds (ninth in a Grizzlies uniform)... Recorded his 190th double-double with Memphis on Jan. 28, 2014 at Portland, breaking the franchise record previously held by **Pau Gasol**... Recorded his 400th career double-double on March 26 at Utah, becoming the eighth active player to notch 400 career double-doubles and the fourth quickest among active players to reach 400 behind only **Tim Duncan**, **Dwight Howard** and **Kevin Garnett**... Scored a season-high 32 points, the highest scoring performance by any Grizzlies player during the season, on April 14, 2014 at Phoenix in helping Memphis clinch its franchise-record fourth consecutive playoff berth... Averaged 29.5 points and 11.5 rebounds on .553 shooting in 42.5 minutes in the final two games of the season from April 14-16, 2014 including a 27-point, 14-rebound game in the regular season finale, a 106-105 overtime victory on April 16 vs. Dallas that earned Memphis the seventh seed in the Western Conference Playoffs... Led the team or tied for the team lead in scoring 33 times, rebounding 57 times, assists eight times, steals eight times, blocks five times and minutes 22 times... Posted 10+ points 74 times, 20+ points 34 times and 30+ points once... Grabbed 10+ rebounds 47 times and 20+ rebounds once... Recorded 47 double-doubles... Notched 20+ points and 10+ rebounds 27 times... Tallied 20+ points and 20+ rebounds once... Had more games with 20+ points, 10+ rebounds and 5+ offensive rebounds (16) than any other NBA player... Missed three games due to injury/illness... Missed two games from Nov. 30-Dec. 3, 2013 with a toe injury... Did not

INTRO

PLAYERS

EXECUTIVES

BASKETBALL
OPERATIONS

BUSINESS
OPERATIONS

MEDIA

COMMUNITY

HISTORY

PLAYOFFS

REVIEW

OPINIONS

NBA

FEDERATION

AT A GLANCE



ZACH RANDOLPH

PLAYERS

play on March 5, 2014 at Brooklyn due to flu-like symptoms... Won the Kia NBA Community Assist Award in November 2013, his third time to receive the honor, for his outstanding contributions to the Memphis community... **2014 Playoffs:** Averaged 18.2 points, 8.7 rebounds and 2.3 assists on .404 shooting in 39.1 minutes in six games (all starts) in Memphis' opening round series against Oklahoma City... Scored 10+ points six times and 20+ points three times, including a playoff season-high 25 points in Game 2 on April 21, 2014 at Oklahoma City... Grabbed 10+ rebounds three times, including a playoff season-high 11 rebounds in Game 1 on April 19, 2014 at Oklahoma City... Recorded three double-doubles (23 career) and two 20-10 games... Assessed a one-game suspension by the NBA following an altercation with Thunder center **Steven Adams** in the fourth quarter of Game 6... **2012-13 (Memphis):** Selected to the NBA All-Star Team for the second time in his career, becoming the first Grizzlies player to make multiple All-Star appearances... Recorded 15.4 points, 11.2 rebounds and 1.4 assists on .460 shooting in 34.3 minutes in 76 games (75 starts)... Led the NBA in total offensive rebounds (310) for the second time in his career (2009-10) and tallied the third-highest number of offensive boards in his career... Ranked fourth in the league in double-doubles (45)... Tied for fourth in the league in rebounding and was one of three qualifying players to average at least 15 points and 11 rebounds per game (**Dwight Howard**, **David Lee**)... Averaged a double-double for the seventh time in his career... Recorded six points and five rebounds in 13 minutes in the 2013 NBA All-Star Game on Feb. 17, 2013 at the Toyota Center in Houston... Exploded for a season-high 38 points and season-best 22 rebounds in 44 minutes in an overtime win over Phoenix on Dec. 4, 2013, his fourth career 30-20 game and third in a Grizzlies uniform... Poured in 25 points and 19 rebounds in the regular season finale on April 17, 2013 vs. Utah... **2013 Playoffs:** Led the team in scoring (17.4 points) and rebounding (10.0)... Ranked T-15th in the league in scoring and seventh in rebounding during the postseason... Averaged 11.0 points and 12.0 rebounds on .302 shooting in 38.5 minutes in the Western Conference Finals against San Antonio... Averaged 18.4 points, 10.8 rebounds and 2.2 assists on .446 shooting in 39.6 minutes during the Western Conference Semifinals against Oklahoma City... Averaged 20.8 points and 8.0 rebounds on .568 shooting in 33.7 minutes in the first round against the Los Angeles Clippers... **2011-12 (Memphis):** Posted 11.6 points, 8.0 rebounds and 1.7 assists on .463 shooting in 26.2 minutes in an abbreviated 28-game season due to a torn right medial collateral ligament (MCL) sustained on Jan. 1, 2012 at Chicago... Scored a season-high 25 points in 25 minutes his return game on March 16, 2012 vs. Toronto, becoming just the second player in NBA history to score at least 25 points in his first game following a layoff of 10 weeks or more (**Jeff Malone**, 28 points on March 23, 1995)... **2012 Playoffs:** Averaged 13.7 points, a team-high 9.9 rebounds and 0.9 assists on .420 shooting in 35.4 minutes in seven games against the Los Angeles Clippers in the first round of the Western Conference Playoffs... **2010-11 (Memphis):** Posted 20.1 points, a franchise-record 12.2 rebounds and 2.2 assists on .503 shooting in 36.3 minutes en route to his selection to the 2010-11 All-NBA Third Team... Set a career high in rebounds per game and tied a personal best in assists per game... Ranked third in the NBA in rebounding and 19th in scoring... Earned numerous accolades on and off the court... Named the January 2011 Western Conference Player of the Month, a career first and franchise first for the monthly award... Averaged 22.4 points and 14.2 rebounds in the month of January... Earned three Western Conference Player of the Week Awards for the weeks of Jan. 3, Jan. 24 and March 28, more Western weekly awards than any NBA player except **Russell Westbrook** (four)... Recorded 53 double-doubles... Recorded his 300th career double-double on March 19, 2011 vs. Indiana... Won the NBA Cares Community Assist Award for December 2010... **2011 Playoffs:** Led Memphis to the Western Conference Semifinals for the first time in team history, averaging 22.2 points, 10.8 rebounds and 2.4 assists on .446 shooting in 39.6 minutes in 13 games... Led the team and placed 10th in the NBA in scoring... Ranked second on the team and fourth in the NBA in rebounding... Recorded an NBA-high four 30-point, 10-rebound games... Scored a franchise-record and career-high 34 points in Game 1 of the conference semifinals on May 1, 2011 at Oklahoma City... Posted the first 20-point, 20-rebounds in franchise playoff history with 21 points and a franchise-record tying 21 rebounds in Game 3 of the conference semifinals on May 7, 2011 vs. Oklahoma City... Matched his franchise record with 34 points in triple-overtime in Game 4 of the conference semifinals on May 9, 2011 vs. Oklahoma City... Poured in 17 of his 31 points in the fourth quarter in Memphis' first round series-clinching Game 6 victory on April 29, 2011 vs. San Antonio... Made the deciding three-pointer with 41.9 seconds remaining in Game 3 of the first round on April 23 vs. San Antonio... **2009-10 (Memphis):** Led the Grizzlies in scoring (20.8 points) and rebounding (11.7) on .488 shooting in 37.6 minutes in 81 games (all starts) in his first season in Memphis... Set or tied 16 franchise records en route to his selection to the 2010 All-Star Game, his first career All-Star berth... Became the second All-Star in club history (**Pau Gasol** in 2005-06)... Recorded eight points, six rebounds, two assists and two steals in 19 minutes on Feb. 14, 2010 in Dallas... Ranked tied for third in rebounding and 12th in scoring... One of three players (**Chris Bosh**, **David Lee**) to average at least 20 points and 10 rebounds... Led the NBA with 4.1 offensive rebounds per game... Recorded a career-high and franchise-record 57 double-doubles, second in the NBA behind **Dwight Howard**... Grabbed a career-high 25 rebounds on Feb. 27, 2010 at New York... Recorded his 10,000th career point on April 4, 2010 at Orlando... Recorded his 5,000th career rebound on March 17, 2010 at Houston... Recorded his 200th career double-double on Nov. 10, 2009 vs. Portland... **2008-09 (New York/LA Clippers):** Averaged 20.8 points and 10.1 rebounds in 35.1 minutes in 50 games (45 starts), splitting time between the New York Knicks and Los Angeles Clippers... Posted 20.9 points and 9.4 rebounds in 35.1 minutes in 39 games (34 starts) with the Clippers... Registered 20.5 points and 12.5 rebounds in 35.3 minutes in 11 games (all starts) with the Knicks... One of four NBA players (**Chris Bosh**, **Dwight Howard**, **Al Jefferson**) to average at least 20 points and 10 rebounds... **2007-08 (New York):** Posted 17.6 points and 10.3 rebounds in 32.5 minutes in 69 games (68 starts)... Led the team in rebounding and ranked second in scoring... Collected 40 double-doubles, 10th in the NBA... **2006-07 (Portland):** Averaged a career-high 23.6 points (12th in the NBA) and 10.1 rebounds (8th) in 35.7 minutes in 68 games (67 starts)... Became the first player in Trail Blazers history to lead the team in scoring and rebounding in four consecutive seasons... The only NBA player to average at least 23 points and 10 rebounds... Scored a career-high 43 points on March 29, 2007 vs. Memphis... **2005-06 (Portland):** Averaged 18.0 points and 8.0 rebounds in 34.4 minutes in 74 games (71 starts)... Led Trail Blazers in scoring, rebounding and double-doubles (21) for a third consecutive year... Recorded a career-high eight assists on Dec. 16, 2005 vs. Seattle... **2004-05 (Portland):** Led the team

ZACH RANDOLPH



in scoring (18.9 points) and rebounding (9.6) in 34.8 minutes in 46 games (37 starts)... **2003-04 (Portland):** Enjoyed a breakout campaign by leading the Trail Blazers in scoring (20.1 points) and 10.5 rebounds in 37.9 minutes in 81 games (80 starts)... Named the 2003-04 NBA Most Improved Player, becoming the first Trail Blazer to receive the honor since **Kevin Duckworth** (1987-88)... Ranked 16th in the NBA in scoring, sixth in rebounding and 17th in field goal percentage (.485)... Collected 43 double-doubles... **2002-03 (Portland):** Averaged 8.4 points and 4.5 rebounds in 16.9 minutes in 77 games (11 starts)... Shot a career-high .513 from the field... **2003 Playoffs:** Posted 13.9 points and 8.7 rebounds in a seven-game first-round series against Dallas... Inserted into the starting lineup after Portland fell behind in the series 0-3 and responded by averaging 20.5 points and 11.0 rebounds in the final four contests, as the Trail Blazers became the third team in NBA history to force a Game 7 after starting the series 0-3... **2001-02 (Portland):** Averaged 2.8 points and 1.7 rebounds in 5.8 minutes in 41 games as a rookie... **2002 Playoffs:** Made his postseason debut, logging one minute in Game 1 of a first-round matchup with the Los Angeles Lakers on April 21, 2002.

NBA TRANSACTIONS

A key contributor for Michigan State's 2001 Final Four squad, the early-entry candidate was drafted by the Portland Trail Blazers in the first round (19th overall) of the 2001 NBA Draft on June 27, 2001... Signed a multi-year contract with the Portland Trail Blazers on Aug. 20, 2001... Signed a multi-year contract extension with the Portland Trail Blazers on Nov. 4, 2004... Traded by the Portland Trail Blazers with **Dan Dickau** and **Fred Jones** to the New York Knicks for **Steve Francis** and **Channing Frye** on June 28, 2007... Traded by the New York Knicks with **Mardy Collins** to the Los Angeles Clippers for **Cuttino Mobley** and **Tim Thomas** on Nov. 21, 2008... Traded by the Los Angeles Clippers to the Memphis Grizzlies for **Quentin Richardson** on July 17, 2009... Signed a multi-year contract extension with the Memphis Grizzlies on April 20, 2011... Exercised a player option to extend his contract on June 27, 2014... Signed a multi-year extension with the Memphis Grizzlies on June 30, 2014.

COLLEGE CAREER

In his lone season at Michigan State University (2000-01), averaged 10.8 points, 6.7 rebounds and 1.0 assists on .587 shooting in 19.8 minutes in 33 minutes as a key reserve on the Spartans' 2001 NCAA Final Four squad... Earned Freshman All-American honors from The Sporting News... Ranked third in the Big Ten in field goal percentage and ninth in rebounding... Scored a career-high 27 points on Dec. 6, 2000 vs. Florida... Posted a career-high 14 rebounds in the NCAA Elite Eight on March 25, 2011 vs. Temple.

PERSONAL

Born July 16, 1981 in Marion, Ind... Full name is Zachary Randolph... Nickname is "Z-Bo," a reference to the Friday movie franchise... Son of Mae Randolph... Has one brother, Roger... Has two sisters, Tomika and Kelly... Attended Marion High School in Marion, Ind., where he earned USA Today and Parade First Team All-American honors as a senior in 2000... Named Most Valuable Player of the 2000 McDonald's All-American game... Guided Marion to the 2000 Class 4A State Championship... Named 2000 Indiana Player of the Year by USA Today... Member of the silver medalist U.S. Team at the 2000 World Championship for Young Men... Three-time recipient of the Kia NBA Cares Community Assist Award in recognition of his outstanding efforts in the Memphis community, honored in December 2010, January 2013 and November 2013... An advocate for pit bulls, assisted in the rescue of a pit bull that was trapped in a drainage pipe in Memphis in July 2012... Teamed with Tia Torres of Animal Planet's "Pit Bulls & Parolees," of which he is a fan, to help the troubled dog receive long-term care, financing the entire rescue, rehabilitation and adoption processes for the dog, named "Little Z-Bo"... Affectionately known as "Z-Bo Claus" during the holiday season for his philanthropic work in the Memphis community, has funded utility payments for 100 families in need during the holidays for three-straight years... Took 100 children from the Boys and Girls Club of Greater Memphis on a holiday shopping spree at Sam's Club in December 2010, providing each child with a \$100 gift card... Co-hosted the 2012 Staxtacular event, his third consecutive year hosting the fundraiser benefiting the Stax Music Academy... Appeared on "MTV Cribs" in January 2006... Met Nelson Mandela as part of NBA's "Basketball Without Borders" event in Johannesburg, South Africa in September 2004... Favorite basketball player growing up was **Michael Jordan**.

INTRO

PLAYERS

EXECUTIVES

BASKETBALL
OPERATIONS

BUSINESS
OPERATIONS

MEDIA

COMMUNITY

HISTORY

PLAYOFFS

REVIEW

OPONENTS

NBA

FEDERATION

AT A GLANCE



ZACH RANDOLPH

NBA Regular Season Statistics

Year-Team	G-GS	MIN	Field Goals		3-Point		Free Throws		Rebounds		AST	STL	BLK	TO	PF	PTS	RPG	APG	PPG
			FGM-FGA	PCT	FGM-FGA	PCT	FTM-FTA	PCT	OFF-DEF-TOT	PCT									
01-02 POR	41-0	238	48-107	.449	0-0	---	18-27	.667	31-38-69	13	7	4	15	29	114	1.7	0.3	2.8	
02-03 POR	77-11	1301	264-515	.513	0-5	.000	122-161	.758	139-204-343	41	42	14	62	141	650	4.5	0.5	8.4	
03-04 POR	81-80	3067	663-1368	.485	1-5	.200	299-393	.761	242-609-851	163	68	41	247	227	1626	10.5	2.0	20.1	
04-05 POR	46-37	1603	332-741	.448	0-6	.000	207-254	.815	142-300-442	86	34	17	112	112	871	9.6	1.9	18.9	
05-06 POR	74-71	2545	536-1229	.436	16-55	.291	245-343	.714	193-399-592	144	57	14	165	185	1333	8.0	1.9	18.0	
06-07 POR	68-67	2425	600-1286	.467	14-48	.292	394-481	.819	199-489-688	147	53	15	215	184	1608	10.1	2.2	23.6	
07-08 NYK	69-68	2244	486-1058	.459	22-80	.275	223-289	.772	184-526-710	140	59	16	186	194	1217	10.3	2.0	17.6	
08-09 TOT	50-45	1757	415-873	.475	32-97	.330	179-244	.734	157-347-504	103	43	16	114	133	1041	10.1	2.1	20.8	
08-09 NYK	11-11	388	82-189	.434	7-24	.292	55-67	.821	40-97-137	15	13	3	23	28	226	12.5	1.4	20.5	
08-09 LAC	39-34	1369	333-684	.487	25-73	.342	124-177	.701	117-250-367	88	30	13	91	105	815	9.4	2.3	20.9	
09-10 MEM	81-81	3051	652-1336	.488	15-52	.288	362-465	.778	330-620-950	149	80	34	174	226	1681	11.7	1.8	20.8	
10-11 MEM	75-74	2724	598-1188	.503	8-43	.186	300-396	.758	326-588-914	163	63	25	151	175	1504	12.2	2.2	20.1	
11-12 MEM	28-8	735	132-285	.463	2-8	.250	58-88	.659	78-147-225	48	21	4	40	57	324	8.0	1.7	11.6	
12-13 MEM	76-75	2607	471-1024	.460	2-23	.087	225-300	.750	310-544-854	108	61	31	150	180	1169	11.1	1.4	15.4	
13-14 MEM	79-79	2705	560-1198	.467	2-20	.100	250-337	.742	265-530-795	200	54	23	183	210	1372	10.1	2.5	17.4	
14-15 MEM	71-71	2304	454-932	.487	7-20	.350	228-298	.765	225-522-747	153	69	14	156	175	1143	10.5	2.2	16.1	
15-16 MEM	68-53	2016	431-907	.475	6-26	.231	172-216	.796	179-350-529	142	43	13	105	146	1040	7.8	2.1	15.3	
CAREER	984-820	31322	6642-14047	.473	127-488	.260	3282-4292	.765	3000-6213-9213	1800	754	281	2075	2374	16693	9.4	1.8	17.0	

NBA Playoff Statistics

Year-Team	G-GS	MIN	Field Goals		3-Point		Free Throws		Rebounds		AST	STL	BLK	TO	PF	PTS	RPG	APG	PPG
			FGM-FGA	PCT	FGM-FGA	PCT	FTM-FTA	PCT	OFF-DEF-TOT	PCT									
01-02 POR	1-0	1	0-0	---	0-0	---	0-0	---	0-0-0	0	0	0	0	0	0	0.0	0.0	0.0	
02-03 POR	7-0	205	32-61	.525	0-0	---	33-37	.892	22-39-61	11	3	2	13	17	97	8.7	1.6	13.9	
10-11 MEM	13-13	515	100-224	.446	2-8	.250	87-106	.821	43-98-141	31	14	10	27	45	289	10.8	2.4	22.2	
11-12 MEM	7-7	248	37-88	.420	0-4	.000	22-35	.629	27-42-69	6	7	4	11	25	96	9.9	0.9	13.7	
12-13 MEM	15-15	554	99-215	.460	0-1	.000	63-94	.670	59-91-150	24	10	7	31	52	261	10.0	1.6	17.4	
13-14 MEM	6-6	234	42-104	.404	0-1	.000	25-41	.610	17-35-52	14	5	1	10	13	109	8.7	2.3	18.2	
14-15 MEM	11-11	382	71-168	.423	1-5	.200	29-33	.879	32-61-93	23	6	0	23	37	172	8.5	2.1	15.6	
15-16 MEM	4-4	120	23-62	.371	0-0	---	6-7	.857	15-20-35	7	1	0	7	10	52	8.8	1.8	13.0	
CAREER	64-60	2259	404-922	.438	3-19	.158	265-353	.751	215-386-601	116	46	24	122	199	1076	9.4	1.8	16.8	

NBA All-Star Statistics

Year-Team	G-GS	MIN	Field Goals		3-Point		Free Throws		Rebounds		AST	STL	BLK	TO	PF	PTS
			FGM-FGA	PCT	FGM-FGA	PCT	FTM-FTA	PCT	OFF-DEF-TOT	PCT						
09-10 MEM	1-0	19	4-10	.400	0-0	---	0-0	---	3-3-6	2	2	0	1	2	8	
12-13 MEM	1-0	13	3-6	.500	0-0	---	0-0	---	1-4-5	0	0	0	0	0	6	
CAREER	2-0	32	7-16	.438	0-0	---	0-0	---	4-7-11	2	2	0	1	2	14	

SINGLE GAME HIGHS

PTS 43	3/29/07, POR vs MEM	FTA 20	11/15/06, POR at CLE	AST 10	3/19/16, MEM vs LAC
FGM 17	1/19/07, POR at PHO	OREB 13	11/15/14, MEM vs DET	STL 5	2/10/04, POR vs UTA
FGA 40	1/27/07, POR at MEM	DREB 16	2/19/10, MEM vs MIA (2x)	BLK 5	11/23/04, POR at MIA
FTM 15	11/10/06, POR vs NOK	REB 25	2/27/10, MEM at NYK	MIN 50	2/19/10, MEM vs MIA (2x)

International Paper is one of the world's leading producers of fiber-based packaging, pulp and paper. We transform renewable resources into recyclable products that people depend on every day. We are proud to call Memphis home.



Who We Are

We are a global team focused on strengthening our people and the communities where we live and work, performing safely, and using all resources responsibly.

What We Do

We create packaging products that enable world-wide commerce; pulp for diapers, tissue and other personal hygiene products; papers that facilitate education and communication; and paper bags, cups and food containers for away-from-home meals.



How We Do It

We do the right things, in the right ways, for the right reasons, all the time--this is the IP Way; from our relationships with our people and communities, to our impact on our planet, while ensuring our businesses are successful and sustainable for generations to come.



For more information, visit internationalpaper.com





POSITION
FORWARD/CENTER

HEIGHT
6'10"

WEIGHT
235

NBA SEASONS
8

PRIOR TO NBA
NORTH CAROLINA

2015-16 SEASON

Appeared in 12 games (two starts) and averaged 6.9 points, 3.6 rebounds and 1.25 blocks in 17.7 minutes while battling right knee injuries in his eighth NBA season (first with the Grizzlies)... Shot .673 from the field and .542 from the free throw line... **Notable Games and Trends:** Scored a season-high 15 points (7-of-10 FG, 1-of-4 FT) on Feb. 24 vs. LA Lakers... Recorded eight points in his first Grizzlies start on Feb. 26 at LA Lakers... **Miscellaneous:** Scored 10+ points twice... Led the Grizzlies in steals once and in blocks four times (all including ties)... Missed a total of 70 games due to injury, including 20 games (Nov. 9-Dec. 16) due to right knee soreness, 26 games (Dec. 18-Feb. 10) after undergoing right knee surgery on Dec. 17, and the final 24 games of the regular season (Feb. 29-April 13) due to a right MCL sprain sustained on Feb. 27 at Phoenix... **2016 Playoffs:** Missed all four games of the Western Conference First Round series against San Antonio while rehabbing a right MCL sprain.

NBA CAREER

Has appeared in 372 games (56 starts) in his eight-year NBA career and has averaged 7.1 points, 3.7 rebounds and 1.02 blocks in 16.5 minutes with the Golden State Warriors, New Jersey Nets, Dallas Mavericks, Boston Celtics, Phoenix Suns and Memphis Grizzlies... Has shot .608 from the field and .677 from the free throw line... One of two players in NBA history (**DeAndre Jordan**) to convert at least 1,000 field goals and maintain a career shooting percentage of at least 60 percent... Owns nine career double-doubles... Holds career postseason averages of 3.8 points and 1.7 rebounds in 11.7 minutes in 10 playoff games (zero starts) with Dallas... **2014-15 (Dallas/Boston/Phoenix):** Completed his seventh NBA season with averages of 7.3 points, 4.3 rebounds and 1.25 blocks in 19.3 minutes in 75 games (seven starts) with the Dallas Mavericks, Boston Celtics and Phoenix Suns... Shot .642 from the field and .696 from the free throw line... Recorded career-best per game averages for rebounds and minutes per game... Posted career-high yearly totals for points (544), rebounds (321), offensive rebounds (128), defensive rebounds (193), assists (41), steals (50), blocks (94) and games played... Among players with at least 300 field goal attempts, ranked third in the NBA in field goal percentage behind only **DeAndre Jordan** (.710) and **Tyson Chandler** (.666)... Among qualified players, ranked 12th in blocks per 36 minutes (2.34) and 24th in the NBA in blocks per game... Acquired by Phoenix from Boston for a conditional draft pick (via Minnesota) on Jan. 9... Played 40 games (seven starts) with the Suns, averaging 7.0 points, 4.9 rebounds and 1.18 blocks in 21.5 minutes... Shot .580 from the field and .667 from the free throw line for Phoenix... In seven starts with Phoenix, recorded 12.4 points, 7.7 rebounds and 2.57 blocks in 32.8 minutes with four double-digit scoring games and two double-doubles... Scored in double-digits 10 times overall as a 10 with two games of 10+ rebounds, both in double-double efforts... Led the Suns in blocks 19 times, the second-highest number on the team... Posted his third double-double of the season (and second with the Suns) with 16 points and a season-high 12 rebounds on April 2 at Golden State... Set a career high in minutes for the second consecutive game, playing 38 minutes and posting 16 points (8-of-10 FG), eight rebounds and a career-high tying and Suns season-high seven blocks on March 19 vs. New Orleans... His seven blocked shots marked the most by a Sun since **Jermaine O'Neal** on April 10, 2013... Played a then career-high 37 minutes in the previous game, tallying a season-high 18 points (7-of-8 FG) and 11 rebounds on March 15 vs. New York... That marked his second double-double of the season and first as a Sun... Made his Suns debut with seven points in 15 minutes off the bench on Jan. 11 at Memphis... Acquired by Boston from Dallas with **Jae Crowder**, **Jameer Nelson**, a future conditional first round draft pick, a 2016 second round draft pick and a trade exception for **Rajon Rondo** and **Dwight Powell** on Dec. 18... Averaged 3.3 points and 2.1 rebounds in 10.8 minutes in eight appearances (zero starts) with the Celtics... Before being traded to Boston, averaged 8.8 points, 4.1 rebounds and 1.56 blocks in 18.7 minutes in 27 games (zero starts) for Dallas... Shot .748 from the field (101-of-135 FG) and .750 from the free throw line with the Mavericks... Scored in double-digits in a career-long eight straight games from Nov. 11-24... Scored 10+ points 22 times (17-5 record)... Grabbed 10+ rebounds three times (1-2 record)... Recorded three double-doubles (1-2 record)... Missed three games with the Suns on Jan. 25 and from April 12-14 due to left heel/ankle soreness... DNP (Coach's Decision) once on Jan. 7... Inactive twice on Dec. 19 and Jan. 9 coinciding with his trades from Dallas to Boston and from Boston to Phoenix...

BRANDAN WRIGHT



2013-14 (Dallas): In his sixth NBA season, averaged career highs of 9.1 points and 4.2 rebounds to go with 0.95 blocks in 18.6 minutes in 58 games (zero starts) with Dallas... Shot a career-high .677 from the field, pacing the Mavericks and leading the NBA among players with at least 100 field goal attempts... Shot .726 from the free throw line... Among league leaders, ranked 34th in blocks per game... Recorded 21 games with 10+ points and one game with 20+ points... Had two games with 10+ rebounds, both double-doubles... In his season debut, scored a game-high 19 points (9-of-10 FG) in 19 minutes on Dec. 14, 2014 vs. Milwaukee, becoming the third Maverick to shoot that high of a percentage as a reserve (**Derek Harper** and **Jason Terry**) with a minimum of 10 attempts... Had a perfect shooting night on April 4, 2014 at LA Lakers, scoring a season-high 23 points (10-of-10 FG, 3-of-3 FT), becoming the first Maverick in franchise history to shoot a perfect 10-of-10 or better from the field in a game... His 23-point outing tied his highest scoring game with Dallas... Sustained a small, non-displaced fracture to his left shoulder on Oct. 8, 2013 and missed the first 23 games of the regular season with the injury... Missed one game on Dec. 26, 2013 due to illness... **2014 Playoffs:** Appeared in six of the seven first round games against San Antonio, averaging 5.5 points, 2.0 rebounds and 1.00 blocks in 15.1 minutes... Shot .833 from the field (15-of-18 FG)... Scored a playoff career-high 11 points in Game 1 on April 20, 2014 at San Antonio... **2012-13 (Dallas):** In his fifth NBA season, averaged 8.5 points, 4.1 rebounds and 1.19 blocks in 18.0 minutes in 64 games (16 starts) with Dallas... Shot .597 from the field and .615 from the free throw line... Posted 28 games with 10+ points and 20 games with 20+ points... Had one game of 10+ rebounds in a double-double effort on March 30, 2013 vs. Chicago... Made his first start with the Mavericks in the season opener on Oct. 30, 2012 at LA Lakers and scored 14 points on 5-of-5 shooting... Scored his 1,000th career point on Nov. 5, 2012 vs. Portland... Scored in double figures in each of Dallas' first six games of the season, averaging 12.0 points on .705 shooting (31-of-44 FG)... Led all scorers with a season-high 23 points (11-of-16 FG) and eight rebounds on March 22, 2013 vs. Boston, earning game-high scoring honors for the second time in his career (career-high 25 points on March 20, 2009 vs. Philadelphia)... Scored 20 points (9-of-14 FG) on April 5, 2013 at Sacramento... Missed one game on Dec. 20, 2012 due to a sprained right ankle and four games from Jan. 1-7, 2013 due to a left quadriceps strain... **2011-12 (Dallas):** In his fourth NBA season, averaged 6.9 points, 3.6 rebounds and a career-high 1.29 blocks in 16.1 minutes in 49 games (zero starts)... Shot a team-high .618 from the field and .634 from the free throw line... Led the team in blocks per game and total blocks (63)... Recorded 13 games with 10+ points... Totaled 14 points (7-of-9 FG), six rebounds and a career-high seven blocks in 34 minutes on March 24, 2012 at Houston, becoming the first Maverick to block seven shots in a game since **Erick Dampier** on Feb. 25, 2008... Scored in double figures in three consecutive games for the first time in his career from March 24-29, 2012... Recorded a season-high 17 points (8-of-9 FG) and seven rebounds on April 20, 2012 vs. Golden State... Missed six games from March 3-10, 2012 with a concussion... **2012 Playoffs:** Averaged 1.3 points and 1.3 rebounds in 6.8 minutes in four first round games against Oklahoma City... Made his NBA Playoffs debut in Game 1 on April 28, 2012 at Oklahoma City and grabbed two rebounds in seven minutes... **2010-11 (Golden State/New Jersey):** In his third NBA season, averaged 3.8 points and 2.4 rebounds in 10.2 minutes in 37 games (two starts) for Golden State and New Jersey... Shot .513 from the field and .677 from the free throw line... Recorded four games with 10+ points and one game with 10+ rebounds... Had one double-double with season highs of 15 points and 11 rebounds in a season-most 29 minutes on April 1, 2011 at Philadelphia... Recorded 4.0 points and 2.0 rebounds in 9.3 minutes in 21 games (one start) with the Warriors... Traded by Golden State with **Dan Gadzuric** to New Jersey for **Troy Murphy** and a 2012 second round draft pick on Feb. 23, 2011... Averaged 3.6 points and 3.0 rebounds in 11.5 minutes in 16 games (one start) with the Nets... **2009-10 (Golden State):** Missed the entire season after undergoing left shoulder surgery to repair a torn labrum on Oct. 9, 2010... Suffered the shoulder injury during training camp on Oct. 3, 2010... **2008-09 (Golden State):** In his second NBA season, averaged 8.3 points and 4.0 rebounds in 17.6 minutes in 39 games (23 starts) with Golden State... Shot .528 from the field and .741 from the free throw line... Averaged 9.0 points, 5.3 rebounds and 1.00 blocks in 20.1 minutes in his 23 starts... Recorded 16 games with 10+ points and one game with 20+ points... Posted two games with 10+ rebounds, both double-doubles... Scored a career-high 25 points (10-of-13 FG) in 29 minutes on March 20, 2009 vs. Philadelphia... Missed 41 games due to injury/illness... **2007-08 (Golden State):** Averaged 4.0 points and 2.6 rebounds in 9.9 minutes in 38 games (six starts) in his rookie season with Golden State... Recorded four games with 10+ points, including a season-high 13 points on March 2, 2008 vs. Portland... Missed four games due to injury.

NBA TRANSACTIONS

Drafted by the Charlotte Bobcats in the first round (eighth overall) of the 2007 NBA Draft on June 28, 2007... Draft rights traded on draft night to the Golden State Warriors for **Jason Richardson** and **Jermareo Davidson**... Signed a multi-year contract with the Golden State Warriors on July 5, 2007... Traded by the Golden State Warriors with **Dan Gadzuric** to the New Jersey Nets for **Troy Murphy** and a 2012 second round draft pick on Feb. 23, 2011... Signed a multi-year contract with the Dallas Mavericks on Dec. 9, 2011... Re-signed a multi-year contract with the Dallas Mavericks on July 25, 2013... Traded by the Dallas Mavericks with **Jae Crowder**, **Jameer Nelson**, a 2015 first round draft pick and a 2016 second round draft pick to the Boston Celtics for **Rajon Rondo** and **Dwight Powell** on Dec. 18, 2014... Traded by the Boston Celtics to the Phoenix Suns for a 2015 first round draft pick on Jan. 9, 2015... Signed a multi-year contract with the Memphis Grizzlies on July 9, 2015.

COLLEGE CAREER

Played one season at the University of North Carolina, averaging 14.7 points, 6.2 rebounds, 1.0 assists and 1.76 blocks in 37 games (all starts) for the Tarheels... Named the 2007 Atlantic Coast Conference Rookie of the Year and earned Second Team All-ACC honors... Shot .646 from the field, leading the conference and marking the best shooting percentage ever by an ACC



BRANDAN WRIGHT

freshman... Named MVP of the ACC Tournament, becoming the fifth freshman in conference history to win the award... Named to the NCAA All-East Regional Team after averaging 12.8 points and 7.0 rebounds in four tournament contests... Led the team in blocks (65, 6th in the ACC) while finishing second on the team in scoring (13th in the ACC) and rebounding (14th in the ACC)... Posted eight games with 20+ points... Scored a career-high 24 points on Feb. 21, 2007 vs. North Carolina State.

PERSONAL

Born Oct. 5, 1987 in Nashville, Tenn... Full name is Brandon Keith Wright... Has two younger brothers, Brian and Trevor... Younger brother Brian played basketball at Lipscomb University in Nashville... In high school, was a two-time Parade All-America selection at Brentwood Academy... Earned Tennessee's Division II Mr. Basketball title in 2004, 2005 and 2006, becoming the first three-time recipient at any level of Tennessee basketball... Four-time MVP of the Tennessee Division II private school state championship tournament... Led Brentwood Academy to four consecutive state titles, a first in Tennessee high school basketball history... As a senior, averaged 22.4 points, 9.4 rebounds and 5.1 blocks, including four triple-doubles (points/rebounds/blocks)... The first Nashville native to play for the Memphis Grizzlies... Enjoys playing video games, fishing, bowling and golfing... Lists his high school coach **George Pitts** as the person he admires most... Favorite actor is **Will Smith** and favorite movie is *Bad Boys II*... Was a pitcher while playing baseball as a youth... Favorite teams in other sports include the Tennessee Titans, Atlanta Braves and Nashville Predators.

NBA Regular Season Statistics

Year-Team	G-GS	MIN	Field Goals		3-Point		Free Throws		Rebounds		STL	BLK	TO	PF	PTS	RPG	APG	PPG
			FGM-FGA	PCT	FGM-FGA	PCT	FTM-FTA	PCT	OFF-DEF-TOT	AST								
07-08 GSW	38-6	376	62-112	.554	0-0	---	27-40	.675	38-61-99	9	6	22	13	36	151	2.6	0.2	4.0
08-09 GSW	39-23	688	130-246	.528	0-4	.000	63-85	.741	62-95-157	21	22	37	23	74	323	4.0	0.5	8.3
09-10 GSW									(Injury-Shoulder Surgery)									
10-11 TOT	37-2	379	60-117	.513	0-0	---	21-31	.677	31-58-89	12	11	17	14	34	141	2.4	0.3	3.8
10-11 GSW	21-1	195	38-63	.603	0-0	---	7-14	.500	14-27-41	5	3	10	10	19	83	2.0	0.2	4.0
10-11 NJN	16-1	184	22-54	.407	0-0	---	14-17	.824	17-31-48	7	8	7	4	15	58	3.0	0.4	3.6
11-12 DAL	49-0	791	144-233	.618	0-1	.000	52-82	.634	62-112-174	13	22	63	21	61	340	3.6	0.3	6.9
12-13 DAL	64-16	1149	241-404	.597	0-3	.000	59-96	.615	85-175-260	38	26	76	34	78	541	4.1	0.6	8.5
13-14 DAL	58-0	1077	224-331	.677	0-0	---	77-106	.726	102-142-244	31	32	55	35	94	525	4.2	0.5	9.1
14-15 TOT	75-7	1449	233-363	.642	0-3	.000	78-112	.696	128-193-321	41	50	94	34	102	544	4.3	0.5	7.3
14-15 DAL	27-0	505	101-135	.748	0-0	---	36-48	.750	51-59-110	10	17	42	13	44	238	4.1	0.4	8.8
14-15 BOS	8-0	86	12-21	.571	0-0	---	2-4	.500	7-10-17	8	1	5	5	4	26	2.1	1.0	3.3
14-15 PHO	40-7	858	120-207	.580	0-3	.000	40-60	.667	70-124-194	23	32	47	16	54	280	4.9	0.6	7.0
15-16 MEM	12-2	212	35-52	.673	0-0	---	13-24	.542	14-29-43	6	5	15	10	21	83	3.6	0.5	6.9
CAREER	372-56	6121	1129-1858	.608	0-11	.000	390-576	.677	522-865-1387	171	174	379	184	500	2648	3.7	0.5	7.1

NBA Playoff Statistics

Year-Team	G-GS	MIN	Field Goals		3-Point		Free Throws		Rebounds		STL	BLK	TO	PF	PTS	RPG	APG	PPG
			FGM-FGA	PCT	FGM-FGA	PCT	FTM-FTA	PCT	OFF-DEF-TOT	AST								
11-12 DAL	4-0	27	2-5	.400	0-0	---	1-2	.500	2-3-5	0	1	1	3	4	5	1.3	0.0	1.3
13-14 DAL	6-0	90	15-18	.833	0-0	---	3-6	.500	5-7-12	8	2	6	2	8	33	2.0	1.3	5.5
CAREER	10-0	117	17-23	.739	0-0	---	4-8	.500	7-10-17	8	3	7	5	12	38	1.7	0.8	3.8

SINGLE GAME HIGHS

PTS	25	3/20/09, GSW vs PHI	FTA	8	12/28/08, GSW at LAL (2x)	AST	4	3/19/09, GSW at LAL (2x)
FGM	11	3/22/13, DAL vs BOS	OREB	6	11/22/14, DAL at HOU (3x)	STL	4	12/7/14, DAL vs MIL
FGA	16	3/22/13, DAL vs BOS	DREB	8	3/15/15, PHO vs NYK (2x)	BLK	7	3/19/15, PHO vs NO (2x)
FTM	6	11/13/14, DAL vs PHI (3x)	REB	13	3/30/13, DAL vs CHI (2x)	MIN	38	3/19/15, PHO vs NOP

PLAYERS



CHRIS CRAWFORD

GUARD
HEIGHT: 6'4" WEIGHT: 222
NBA EXPERIENCE: ROOKIE
COLLEGE: MEMPHIS

CAREER

PROFESSIONAL: Has appeared in 64 career games (19 starts) in a two-year career with the Canton Charge of the NBA Development League and averaged 8.2 points, 3.6 rebounds and 3.5 assists in 25.8 minutes while shooting 36.8 percent from the field, 31.8 percent from three-point range and 71.4 percent from the free throw line... Also has played professionally in France... Signed with the Memphis Grizzlies as a free agent on Sept. 23, 2016... **COLLEGE:** Played four years at the University of Memphis, playing 140 games (85 starts) for the Tigers, and averaged 8.7 points, 3.5 rebounds, 3.3 assists and 1.60 steals in 27.9 minutes while shooting 39.1 percent from the field, 36.7 percent from three-point range and 75.3 percent from the free throw line... Named the 2013 C-USA Sixth Man of the Year as a junior... **PERSONAL:** Born Sept. 30, 1992 in Memphis, Tenn. and attended Sheffield High School in Memphis.



VINCE HUNTER

FORWARD
HEIGHT: 6'8" WEIGHT: 208
NBA EXPERIENCE: ROOKIE
COLLEGE: TEXAS-EL PASO

CAREER

PROFESSIONAL: Has appeared in 32 NBA Development League regular season games (all starts) for the Reno Bighorns and has averaged 21.8 points, 11.3 rebounds, 1.4 assists, 1.00 steals and 1.53 blocks in 31.9 minutes while shooting 58.9 percent from the field and 65.9 percent from the free throw line... Represented the West in the 2016 NBA D-League All-Star Game... Also has played professionally in Greece... Played summer league for Philadelphia in Las Vegas in 2015, the Los Angeles Clippers in Orlando in 2016 and the Memphis Grizzlies in Las Vegas in 2016... A member of the Sacramento Kings' 2015 preseason roster... Undrafted in the 2015 NBA Draft... **COLLEGE:** Played two seasons at the University of Texas El-Paso, appearing in 67 games (58 starts) for the Miners, and averaged 13.6 points, 7.9 rebounds, 1.5 assists and 1.01 steals in 27.1 minutes while shooting 54.0 percent from the field and 60.4 percent from the free throw line... 2014-15 All-Conference USA First Team... 2013-14 C-USA Freshman of the Year... **PERSONAL:** Born Aug. 5, 1994 in Detroit, Mich. and attended Consortium College Preparatory High School in Detroit.



WAYNE SELDEN JR.

GUARD/FORWARD
HEIGHT: 6'5" WEIGHT: 230
NBA EXPERIENCE: ROOKIE
COLLEGE: KANSAS

CAREER

PROFESSIONAL: Undrafted in the 2016 NBA Draft...Signed with the Memphis Grizzlies as a free agent on Aug. 8, 2016... **COLLEGE:** Played three years at the University of Kansas, competing in 109 games (108 starts) for the Jayhawks, and averaged 11.0 points, 3.0 rebounds and 2.6 assists in 29.5 minutes while shooting 43.6 percent from the field, 36.6 percent from three-point range and 63.2 percent from the foul line... 2015-16 Second Team All-Big 12... 2015-16 NABC All-District VIII Second Team... **PERSONAL:** Born Sept. 30, 1994 in Roxbury, Mass... A five-star high school recruit who earned 2013 McDonald's All-American honors at Tilton High School in Tilton, N.H.



PLAYERS



D.J. STEPHENS

GUARD/FORWARD

HEIGHT: 6'5" WEIGHT: 188

NBA EXPERIENCE: 1 SEASON

COLLEGE: MEMPHIS

CAREER

PROFESSIONAL: Has appeared in three NBA regular season games (zero starts) with the Milwaukee Bucks and has averaged 2.3 points and 1.7 rebounds in 4.9 minutes while shooting 42.9 percent from the field and 100.0 percent from the free throw line... A member of the training camp/preseason rosters for the New Orleans Pelicans (2014) and Cleveland Cavaliers (2015)... Has appeared in 38 NBA Development League regular season games (30 starts) with the Canton Charge and Iowa Energy and has averaged 10.5 points, 5.6 rebounds, 1.03 steals and 1.26 blocks in 24.0 minutes while shooting 54.0 percent from the field, 33.3 percent from three-point range and 73.3 percent from the free throw line... Also has played professionally in Greece, Turkey and Russia... Undrafted in the 2013 NBA Draft... Signed with the Memphis Grizzlies as a free agent on Aug. 8, 2016... **COLLEGE:** Played four seasons at the University of Memphis, appearing in 129 games (35 starts) for the Tigers, and averaged 4.0 points, 3.4 rebounds and 1.16 blocks in 13.2 minutes while shooting 62.7 percent from the field and 63.3 percent from the free throw line... Named C-USA Defensive Player of the Year and selected to the C-USA All-Defensive Team during his senior season... **PERSONAL:** Born Dec. 19, 1990 in Killeen, Tex... Recorded a 43-inch vertical leap in high school.



TROY WILLIAMS

FORWARD

HEIGHT: 6'7" WEIGHT: 218

NBA EXPERIENCE: ROOKIE

COLLEGE: INDIANA

CAREER

PROFESSIONAL: Undrafted in the 2016 NBA Draft... Signed with the Memphis Grizzlies as a free agent on Aug. 8, 2016... **COLLEGE:** Played three years at the University of Indiana, playing 99 games (94 starts) for the Hoosiers, and averaged 11.3 points, 5.9 rebounds and 1.7 assists in 25.1 minutes while shooting 52.2 percent from the field, 32.2 percent from three-point range and 70.5 percent from the free throw line... 2015-16 Third Team All-Big Ten... **PERSONAL:** Born Dec. 30, 1994 in Hampton, Va... Named Gatorade Player of the Year for the state of Virginia as a senior at Oak Hill Academy... Led Oak Hill to a 34-5 regular season record and an appearance in the National High School Invitational.





TV ROSTER

PLAYERS




3 JORDAN ADAMS

POSITION: GUARD
HEIGHT: 6'5"
WEIGHT: 209
PRIOR TO NBA: UCLA/USA



9 TONY ALLEN

POSITION: GUARD/FORWARD
HEIGHT: 6'4"
WEIGHT: 213
PRIOR TO NBA: OKLAHOMA STATE/USA



4 WADE BALDWIN IV

POSITION: GUARD
HEIGHT: 6'4"
WEIGHT: 202
PRIOR TO NBA: VANDERBILT/USA



15 VINCE CARTER

POSITION: GUARD/FORWARD
HEIGHT: 6'6"
WEIGHT: 220
PRIOR TO NBA: NORTH CAROLINA/USA



11 MIKE CONLEY

POSITION: GUARD
HEIGHT: 6'1"
WEIGHT: 175
PRIOR TO NBA: OHIO STATE/USA



30 TROY DANIELS

POSITION: GUARD
HEIGHT: 6'4"
WEIGHT: 204
PRIOR TO NBA: VCU/USA




23 DEYONTA DAVIS

POSITION: CENTER
HEIGHT: 6'11"
WEIGHT: 237
PRIOR TO NBA: MICHIGAN STATE/USA



8 JAMES ENNIS III

POSITION: FORWARD
HEIGHT: 6'7"
WEIGHT: 210
PRIOR TO NBA: CAL ST LONG BEACH/USA



33 MARC GASOL

POSITION: CENTER
HEIGHT: 7'1"
WEIGHT: 255
PRIOR TO NBA: AKASVAYU GIRONA/SPAIN



0 JAMYCHAL GREEN

POSITION: FORWARD
HEIGHT: 6'9"
WEIGHT: 227
PRIOR TO NBA: ALABAMA/USA



5 ANDREW HARRISON

POSITION: GUARD
HEIGHT: 6'6"
WEIGHT: 213
PRIOR TO NBA: KENTUCKY/USA



1 JARELL MARTIN

POSITION: FORWARD
HEIGHT: 6'10"
WEIGHT: 239
PRIOR TO NBA: LSU/USA



25 CHANDLER PARSONS

POSITION: FORWARD
HEIGHT: 6'10"
WEIGHT: 230
PRIOR TO NBA: FLORIDA/USA



50 ZACH RANDOLPH

POSITION: FORWARD
HEIGHT: 6'9"
WEIGHT: 260
PRIOR TO NBA: MICHIGAN STATE/USA



34 BRANDAN WRIGHT

POSITION: FORWARD/CENTER
HEIGHT: 6'10"
WEIGHT: 235
PRIOR TO NBA: NORTH CAROLINA/USA



C DAVID FIZDALE

HEAD COACH

HOW THE GRIZZLIES WERE BUILT



- 0 JaMychal Green** Signed to the first of two 10-day contracts as a Call-Up from the NBA Development League's Austin Spurs on Feb. 2, 2015 and signed to a multi-year contract on March 2, 2015.
- 1 Jarell Martin** Drafted by the Memphis Grizzlies in the first round (25th overall) of the 2015 NBA Draft on June 25, 2015.
- 3 Jordan Adams** Drafted by the Memphis Grizzlies in the first round (22nd overall) of the 2014 NBA Draft on June 26, 2014.
- 4 Wade Baldwin IV** Drafted by the Memphis Grizzlies in the first round (17th overall) of the 2016 NBA Draft on June 23, 2016.
- 5 Andrew Harrison** Draft rights (44th overall in 2015) acquired by the Memphis Grizzlies from the Phoenix Suns for Jon Leuer on June 25, 2015 and signed as a multi-year contract on July 10, 2016.
- 8 James Ennis III** Signed a multi-year contract with the Memphis Grizzlies on July 13, 2016.
- 9 Tony Allen** Signed as a free agent with the Memphis Grizzlies on July 13, 2010.
- 11 Mike Conley** Drafted by the Memphis Grizzlies in the first round (fourth overall) of the 2007 NBA Draft on June 28, 2007.
- 15 Vince Carter** Signed a multi-year contract with the Memphis Grizzlies on July 12, 2014.
- 23 Deyonta Davis** Draft rights (31st overall in 2016) acquired by the Memphis Grizzlies with the draft rights to Rade Zagorac (35th overall in 2016) from the Boston Celtics for a future first round draft pick on June 23, 2016.
- 25 Chandler Parsons** Signed a multi-year contract with the Memphis Grizzlies on July 7, 2016.
- 30 Troy Daniels** Acquired by the Memphis Grizzlies from the Charlotte Hornets in a sign-and-trade deal on July 12, 2016.
- 33 Marc Gasol** Draft rights (48th overall in 2007) traded by the Los Angeles Lakers with Kwame Brown, Javaris Crittenton, Aaron McKie, a 2008 first round draft pick, a 2010 first round draft pick and cash considerations to the Memphis Grizzlies for Pau Gasol and a 2010 second round draft pick on Feb. 1, 2008.
- 34 Brandon Wright** Signed a multi-year contract with the Memphis Grizzlies on July 9, 2015.
- 50 Zach Randolph** Traded by the Los Angeles Clippers to the Memphis Grizzlies for Quentin Richardson on July 17, 2009.

INTRO

PLAYERS

EXECUTIVES

BASKETBALL OPERATIONS

BUSINESS OPERATIONS

MEDIA

COMMUNITY

HISTORY

PLAYOFFS

REVIEW

OPONENTS

NBA

FEDERATION

AT A GLANCE



ROSTER

PLAYERS

NO.	PLAYER	POSITION	HEIGHT	WEIGHT	DATE OF BIRTH	PRIOR TO NBA/HOME COUNTRY	NBA EXP.
3	Jordan Adams	G	6-5	209	7/8/1994	UCLA/USA	2
9	Tony Allen	G/F	6-4	213	1/11/1982	Oklahoma State/USA	12
4	Wade Baldwin IV	G	6-4	202	3/29/1996	Vanderbilt/USA	R
15	Vince Carter	G/F	6-6	220	1/26/1977	North Carolina/USA	18
11	Mike Conley	G	6-1	175	10/11/1987	Ohio State/USA	9
6	Chris Crawford	G	6-4	222	9/30/1992	Memphis/USA	R
30	Troy Daniels	G	6-4	205	7/15/1991	VCU/USA	2
23	Deyonta Davis	C	6-11	237	12/2/1996	Michigan State/USA	R
8	James Ennis III	F	6-7	210	7/1/1990	California State, Long Beach/USA	2
33	Marc Gasol	C	7-1	255	1/29/1985	Akasvayu Girona/Spain	8
0	JaMychal Green	F	6-9	227	6/21/1990	Alabama/USA	2
5	Andrew Harrison	G	6-6	213	10/28/1994	Kentucky/USA	R
32	Vince Hunter	F	6-8	208	8/5/1994	UTEP/USA	R
1	Jarell Martin	F	6-10	239	5/24/1991	LSU/USA	1
25	Chandler Parsons	F	6-10	230	10/25/1988	Florida/USA	5
50	Zach Randolph	F	6-9	260	7/16/1981	Michigan State/USA	16
7	Wayne Selden Jr.	G/F	6-5	230	9/30/1994	Kansas/USA	R
20	D.J. Stephens	G/F	6-5	188	12/19/1990	Memphis/USA	1
10	Troy Williams	F	6-7	218	12/30/1994	Indiana/USA	R
34	Brandan Wright	F/C	6-10	210	10/5/1987	North Carolina/USA	8

Head Coach David Fizdale

Associate Head Coach J.B. Bickerstaff

Assistant Coaches Keith Smart

Bob Bender

Nick Van Exel

Adam Mazarei

Medical Director Allen Gruver

Head Athletic Trainer Jim Scholler

Director of Performance Eric Oetter

Strength and Conditioning Coach Chatten Hill

PRONUNCIATION GUIDE

Deyonta Davis (Dee-ON-tay)


Adam Mazarei (MAZ-er-eye)

JaMychal Green (Juh-Michael)

D.J. Stephens (STEFF-ens)

EXECUTIVES

EXECUTIVES





EXECUTIVES



ROBERT J. PERA
CONTROLLING OWNER

Robert J. Pera has served as the Controlling Owner of the Grizzlies since his ownership group acquired the team in 2012. Pera has made significant investments into the Grizzlies, bolstering its business and basketball operations teams and transforming the Grizzlies into a world-class organization. Under Pera's stewardship, the Grizzlies have experienced unprecedented success, including a club-record 56-win season and the club's first appearance in the Western Conference Finals. The Grizzlies have also won more playoff games during Pera's tenure than the 17 seasons prior.

More importantly, Pera has stayed true to his commitment to "make a positive and meaningful difference in the community," becoming a strong supporter of the Grizzlies Foundation. Understanding the power of sport to transform lives, particularly those of children at risk, the Grizzlies Foundation has invested significantly in: increasing the number of high school graduates prepared for success in college and the workforce; enabling

positive adult mentors to engage in youth mentoring and development; and ensuring that all Memphians have access to healthy exercise spaces. In 2013, the Grizzlies became the first professional sports team ever to receive the prestigious President's Council on Fitness, Sports and Nutrition Award in recognition of exemplary service to the broader community. Pera has also leveraged the core competency of Ubiquiti Networks, Inc. ("Ubiquiti") to enable high-speed wireless access in underserved areas like Binghampton and The Heights.

Pera, who grew up in Silicon Valley, and established his first computer services company at the age of 16, founded Ubiquiti, a next-generation communications technology company with offices throughout the world, in March 2005 with \$30,000 of his personal savings. Pera saw an opportunity to enhance existing 802.11 WiFi technology such that it could be used to bring the internet to underserved areas (e.g., rural areas and developing regions) lacking the infrastructure to access the internet through traditional avenues. Ubiquiti has since successfully expanded into new market segments (e.g., enterprise-class networking equipment and consumer electronics).

Like Ubiquiti's technology, its business model is unique. Ubiquiti employs a flat management structure and embraces the openness of the Internet, directly connecting customers to one another and to Ubiquiti's engineers through the company's online community forum. This differentiated business model has enabled the company to break down traditional barriers such as high product and network deployment costs, thereby offering solutions with disruptive price-performance characteristics. The combination of this business model and Ubiquiti's ground-breaking technology has resulted in an attractive alternative to traditional high-touch, high-cost providers, driving rapid market adoption and ubiquitous connectivity.

Under Pera's leadership, Ubiquiti has made meaningful progress towards closing the digital divide. Ubiquiti's community of grass roots operators have connected millions of people to the Internet in some of the most remote regions in the world.

Ubiquiti, which has been profitable since its formation and whose growth has been funded by its own earnings, went public in October 2011. Pera continues to serve as Ubiquiti's Chief Executive Officer and Chairman, roles for which he has never taken any stock or equity compensation.

Pera has received numerous accolades and widespread media recognition including 2012 Top 10 "Young and Powerful CEOs under 40" and Top 10 "Youngest Billionaires in the World." Pera earned a Bachelor of Arts in Japanese Language, a Bachelor of Science in Electrical Engineering and a Master of Science in Electrical Engineering, all from the University of California, San Diego. Upon graduating, he accepted a position as a hardware engineer at Apple where he worked until leaving to launch Ubiquiti in 2005.



JOSEPH ABADI
DIRECTOR OF THE MEMPHIS GRIZZLIES AND FEDEXFORUM

Joseph Abadi serves as Director of the Memphis Grizzlies and FedExForum, and as a Grizzlies representative to the NBA's Board of Governors. As Director of the organization, Abadi assists Grizzlies Controlling Owner Robert Pera in overseeing the organization's basketball and business operations.

Abadi holds a J.D. from the University of Michigan Law School and a B.A. from Brandeis University.

LIMITED PARTNERS

Staley Cates
Pace Cooper
Edward Dobbs
Steve Ehrhart
Harold Ford, Jr.
Al Gossett
Hand Family Hoops
Penny Hardaway
Pitt Hyde
Jed Kaplan
Steve Kaplan (Co-Executive Chairman)
Ashley Manning

MG Boston Investors LLC
Joseph Nicosia
Billy Orgel
Elliot Perry
Bill Rhodes
Michael Savit
Daniel E. Straus (Vice Chairman)
Justin Timberlake
Mike Wharton
Duncan Williams
The Wilson Brothers



A Lifetime of Smart Financial Choices is Within Reach.

Empowering young leaders to make smart career and financial choices starts with education. That's why we created the **MassMutual Foundation FutureSmartSM Challenge**, a financial education program for young leaders. In collaboration with Junior Achievement and the Memphis Grizzlies, the FutureSmart Challenge gives students the knowledge to pursue a strong financial future.

Learn more at [MassMutual.com/FutureSmartChallenge](https://www.massmutual.com/FutureSmartChallenge).



BASKETBALL OPERATIONS





BASKETBALL OPERATIONS

CHRIS WALLACE

GENERAL MANAGER

A familiar face in the Memphis community and a stable presence throughout the team's greatest successes, Chris Wallace enters his 10th season with the Memphis Grizzlies. Wallace initially joined the organization as general manager and vice president of basketball operations on June 18, 2007 and was named general manager on July 29, 2014.

During his tenure, Wallace has assembled one of the NBA's most tenacious and successful units, acquiring 2014-15 All-NBA First Team center and 2013 Defensive Player of the Year Marc Gasol and two-time NBA All-Star Zach Randolph (2010, 2013), drafting the Grizzlies' career leader in assists, steals and games played Mike Conley and signing four-time NBA All-Defensive selection Tony Allen. As that core opted to sign long-term contracts with the Grizzlies, Memphis experienced unprecedented regular season and postseason success. Wallace has been at the forefront for four 50-win regular seasons and many other franchise landmarks: a club-record 56-win campaign in 2012-13; the first 27 playoff victories in franchise history; a trip to the 2013 Western Conference Finals; and first-round series victories over the top-seeded San Antonio Spurs in 2011, the Los Angeles Clippers in 2013 and the Portland Trail Blazers in 2015. The Grizzlies' run of six straight playoff appearances is the third-longest active streak in the NBA.

Wallace has maintained the team's core by re-signing Conley, Gasol and Randolph to multi-year contract extensions and spearheaded a campaign this offseason to bring in new head coach David Fizdale and ink high-profile free agent forward Chandler Parsons.

Well-traveled and well-connected, Wallace has served seven NBA franchises since 1986 and has worked with five former NBA Executive of the Year winners, including Red Auerbach, Danny Ainge, Bucky Buckwalter, Geoff Petrie and Jerry West. In addition, he has worked alongside Basketball Hall of Fame members Billy Cunningham and Pat Riley. Before coming to Memphis, he spent 10 seasons as the general manager of the Boston Celtics. In his role with the Celtics, Wallace had a hand in all basketball-related decisions, including free agent signings, trades and draft preparations.

Prior to becoming the Celtics' general manager, Wallace was director of player personnel for the Miami Heat. The Heat won a franchise-record 61 games in 1996-97 and Wallace is credited with discovering many of the Heat's players. Wallace was promoted to that position after four years as a scout for the Heat.

Before joining the Heat, Wallace worked in various scouting capacities for the Portland Trail Blazers, Denver Nuggets, Los Angeles Clippers and New York Knicks. He also worked as a draft consultant for the United States Basketball League (USBL). Wallace has also served on the selection committee for the prestigious Nike/ABCD and Converse ABCD national high school camps, evaluating scores of future college and NBA stars.

Wallace, an avid basketball fan before breaking into the NBA, got his start in basketball in 1981 when he founded the award-winning Blue Ribbon College Basketball Yearbook. Sports Illustrated named Wallace as one of the most influential members of the college basketball media in 1991. He has also served as an expert witness in basketball-related litigation and is also a member of the Board of Directors at the Touchdown Club of Memphis and Catholic Charities of West Tennessee.

A native of Buckhannon, W.Va., Wallace and his wife, Debby, have a son, Truman.



JOHN HOLLINGER

VICE PRESIDENT OF BASKETBALL OPERATIONS

John Hollinger enters his fifth season with the Memphis Grizzlies as vice president of basketball operations. Best known for his work at the forefront of basketball's analytics movement, Hollinger maintains a prominent role in more traditional basketball functions such as scouting and player development, while his analytics background is vital in analyzing personnel decisions such as trades, draft, free agency and salary cap management. In addition, Hollinger oversees the Grizzlies' analytics infrastructure and international scouting.

Hollinger's first four seasons in Memphis included a run of three straight 50-win seasons, with the Grizzlies winning 17 total playoff games while making the postseason every year. In his first season, 2012-13, Memphis won 56 games and went to the team's first-ever conference finals, and the Grizzlies won 55 games and made the second round of the playoffs in 2014-15.

In Hollinger's tenure the Grizzlies have re-signed each of the "Core Four" of Marc Gasol, Mike Conley, Zach Randolph and Tony Allen, as well as key free agents such as Chandler Parsons, Brandan Wright, Vince Carter and Mike Miller. Additionally, he's helped Memphis mine JaMychal Green and James Johnson from the D-League, claim Beno Udrih off waivers, and acquire key rotation players such as Courtney Lee, Kosta Koufos, Ed Davis, Tayshaun Prince, Jon Leuer, Nick Calathes, Matt Barnes, Mario Chalmers, James Ennis and Troy Daniels via trade.

Before coming to the Grizzlies, Hollinger was an NBA columnist for ESPN.com for eight years. His daily "PER Diem" column was a mainstay of their coverage, while analytic tools he developed became key elements of the site. In particular, Hollinger is the inventor of Player Efficiency Rating (PER), a rating of a player's per-minute statistical performance that he developed to make player comparisons easier, and has become a widely used standard over the past two decades. Hollinger also developed several other statistics that are now in wide use today, including Rebound Rate, Usage Rate, Offensive Efficiency, Defensive Efficiency, Pace Factor, Pure Point Rating, Game Score, and Estimated Wins, and was among the first to use analytics to forecast player performance and analyze draft prospects.

Hollinger also covered major events and league news, including 8 NBA Finals, and created annual scouting reports for every player and team in the league, and contributed chats, video and radio while at ESPN.

From 2002-05, Hollinger authored four annual edition of the Pro Basketball Forecast – first known as the Pro Basketball Prospectus – a book that introduced the world to PER and his other stats and included reports on every player and team in the league.

While writing his books, Hollinger covered the NBA as an editor and writer for SI.com from 2002-05. He also authored a column for the New York Sun newspaper three days a week. Prior to joining SI.com, he was the sports editor for Oregonlive.com.

Hollinger first gained notoriety as the creator of Alleyoop.com, a Web site devoted to basketball analytics that he created in 1996. At Alleyoop.com, Hollinger first developed several of his statistical formulas, as well as publishing articles on the league and his advanced stats, and his work gained nationwide recognition.

Hollinger is a native of New Jersey, where he played on his high school basketball team. He graduated from the University of Virginia with degrees in economics and environmental science. Hollinger lives in Memphis with his wife Judy, and has over 165,000 followers on Twitter at @johnhollinger.



BASKETBALL OPERATIONS

ED STEFANSKI

EXECUTIVE VICE PRESIDENT OF PLAYER PERSONNEL



Ed Stefanski enters his third season with the Memphis Grizzlies after being named as executive vice president of player personnel on July 30, 2014. Stefanski joins the Grizzlies following upper management positions with the Toronto Raptors, Philadelphia 76ers and New Jersey Nets.

Stefanski, who has earned a reputation league-wide as an excellent evaluator of talent, served two seasons (2011-13) as executive vice president of basketball operations with the Toronto Raptors. With Stefanski in the front office, Toronto began the process of reshaping the franchise around trade acquisition Kyle Lowry and 2012 draft pick Jonas Valanciunas, players who would eventually lead the

Raptors back to the NBA Playoffs in 2014.

Before his time in Toronto, Stefanski spent four seasons (2007-11) as president and general manager of the Philadelphia 76ers, where he helped return the franchise to the postseason through re-signing key players such as Andre Iguodala and adding athletic, draft lottery-level talent using mid-first round picks in the NBA Draft. Draft selections such as Marreese Speights (16th overall in 2008), Jrue Holiday (17th in 2009), consensus NCAA Player of the Year Evan Turner (2nd in 2010) and Nikola Vucevic (16th in 2011) helped guide the 76ers to the NBA Playoffs three times during his tenure.

Prior to joining Philadelphia, Stefanski served nine seasons (1998-2007) with the New Jersey Nets where he oversaw the team's basketball operations and was heavily involved in the team's roster development and player personnel matters. He was promoted to general manager in 2004 following a one-year term as senior vice president of basketball operations and four seasons as director of scouting.

Stefanski was instrumental in the New Jersey's back-to-back Eastern Conference Championship teams in 2002 and 2003. He played a significant role in drafting Kenyon Martin with the top overall selection in the 2000 NBA Draft and a 2001 draft night deal in which the Nets acquired Richard Jefferson, Jason Collins and Brandon Armstrong from Houston. Three of those players (Martin, Jefferson and Collins) developed into starters for the Nets' 2002-03 Eastern Conference Championship squad.

In 2004, Stefanski acquired multiple All-Star and current Grizzlies wing Vince Carter from Toronto. Carter and Jefferson rank second and third, respectively, among Nets career leaders for points scored.

A 1976 graduate of the University of Pennsylvania (Wharton School of Business), Stefanski played three seasons for Penn, where he was coached by Hall of Famer Chuck Daly. He was a member of two Ivy League Champions (1974 and 1975) and helped the Quakers reach the NCAA Tournament in both of those seasons. Stefanski was drafted by Philadelphia in the 10th round of the 1976 NBA Draft.

While in college, Stefanski founded and secured funding for the Philadelphia Housing Authority's Inner City Basketball League, which provided a structured basketball environment for hundreds of boys and girls living under the Housing Authority. The Housing Authority later celebrated his efforts with a special recognition award, commending his contributions to the youth of Philadelphia. Stefanski also enjoyed a 20-year run (1979-98) as a color analyst for Big Five basketball and ESPN's Atlantic 10 basketball coverage.

Stefanski and his wife, Karen, have four children: Edward Jr., Kevin, Matthew and David.

CHANTAL HASSARD

VICE PRESIDENT OF TEAM OPERATIONS AND PLAYER PROGRAMS



Chantal Hassard enters her 22nd season with the Grizzlies organization and first as vice president of team operations and player programs. An original member of the Grizzlies basketball operations department, Hassard has worked closely with each head coach since the Grizzlies' inaugural season in 1995 in Vancouver.

Expanding from her previous roles as director of team services and director of team operations, Hassard manages the Grizzlies' administration systems and development and serves as the team's player development representative, providing Grizzlies players with educational programs and critical support services. She also ensures team-related activities are arranged and maintains on- and off-court community initiatives.

Prior to joining the Grizzlies, Hassard began her sports career in 1993 as the team operations assistant for the NHL's Vancouver Canucks.

Hassard also helped to create the Lady Bears, a charitable group of the Memphis Grizzlies whose members are comprised of the women who play a significant role in the lives of Grizzlies players, coaches and basketball operations staff.

Hassard also supports the National Bone Marrow Donor Program and animal welfare organizations. She also serves as a member of the NBA's steering committee on player development.

BASKETBALL OPERATIONS



DAVID FIZDALE

HEAD COACH



Hired by Memphis as the 13th head coach in franchise history on May 29, 2016, David Fizdale enters his first season as head coach of the Grizzlies.

Fizdale joined the Grizzlies after spending the previous eight seasons (2008-16) with the Miami Heat, including the final two as the assistant head coach and the previous six as an assistant coach under Erik Spoelstra. During that time, Fizdale's assistance in game preparation, involvement in player development and outstanding rapport with a superstar-loaded roster played a major role in the Heat's championship success. Dating back to his first season on the Heat sidelines in 2008-09, Miami won more playoff games (70) and playoff series (15) than any team in the NBA and compiled the league's second-best regular season (.623) and fourth-best postseason (.619) winning percentages.

Before his tenure in Miami, Fizdale spent four seasons (2004-08) as an assistant coach with the Atlanta Hawks, where he was instrumental in the development of their young players. The Hawks increased their win total in each of his final three seasons and in 2007-08 earned the franchise's first postseason appearance since 1999. He began his NBA coaching career as an assistant coach for the Golden State Warriors for one season (2003-04).

Prior to joining the Warriors, Fizdale spent five seasons coaching in the college ranks. After one year (1997-98) in the Heat video department, he started his coaching career as an assistant coach at his alma mater, the University of San Diego. After four seasons (1998-2002) with the Toreros, he spent one season (2002-03) as an assistant coach at Fresno State University.

A three-year starter at point guard while playing at the University of San Diego, Fizdale was selected to the All-West Coast Conference team after his senior season in 1996.

The Los Angeles native earned a bachelor's degree in communications and a minor in sociology from San Diego in 1996.

Fizdale and his wife Natasha currently reside in East Memphis. He has one son, Kyle Jackson.

J.B. BICKERSTAFF

ASSOCIATE HEAD COACH



J.B. Bickerstaff enters his first season on the Grizzlies sidelines as associate head coach under head coach David Fizdale.

Bickerstaff comes to Memphis after spending the previous five seasons (2011-16) with the Houston Rockets. Initially hired as an assistant coach, he was named interim head coach early into the 2015-16 season and guided the Rockets to a 37-34 record to close the season with a postseason berth. Prior to his time in Houston, Bickerstaff spent four seasons (2007-11) as an assistant coach with the Minnesota Timberwolves and three seasons (2004-07) as an assistant coach with the Charlotte Bobcats under his father, Bernie Bickerstaff. He was the youngest assistant coach in the NBA when he began with the Bobcats at age 25 in 2004-05. Before beginning his NBA coaching career, Bickerstaff provided color analysis on radio broadcasts for the Timberwolves during the 2003-04 season. Prior to that, he served as director of operations for the University of Minnesota's men's basketball program, where he oversaw all administrative areas of the program and assisted the coaching staff with recruiting, scouting and coaching. Bickerstaff played two seasons (1999-2001) with the Golden Gophers to complete his collegiate career after playing two seasons at Oregon State University, where he was the youngest NCAA Division I player as a 17-year-old freshman.

Bickerstaff and wife, Nikki, both currently reside in Memphis.



BASKETBALL OPERATIONS

KEITH SMART

ASSISTANT COACH



Keith Smart enters his first season in Memphis as an assistant coach under head coach David Fizdale, bringing over 25 years of professional basketball experience as either a player or coach.

Before joining the Grizzlies, Smart spent two seasons (2014-16) as an assistant coach for the Miami Heat under Erik Spoelstra, assisting with game management. Before his tenure with Miami, he served as the head coach for three different NBA franchises – the Sacramento Kings, Golden State Warriors and Cleveland Cavaliers – and as an assistant coach for the same three franchises.

Before starting his NBA coaching career with Cleveland, Smart spent three seasons as head coach of the Continental Basketball Association's (CBA) Fort Wayne Fury, guiding the team to the first back-to-back winning seasons (1997-99) in franchise history.

Drafted by the Warriors in the second round (41st overall) of the 1988 NBA Draft, Smart spent part of his nine-year professional career with the San Antonio Spurs (1988) before playing in the Philippines (1989), World Basketball League (1989-91), CBA (1992, 1995-97), Venezuela (1993) and France (1994).

A graduate of Indiana University, Smart helped lead the Hoosiers to the 1987 NCAA National Championship after hitting the game-winning shot versus Syracuse with five seconds remaining in the title game, where he also garnered Most Outstanding Player honors of the Final Four.

Smart and his wife Carol have two teenage sons, Andre' and Jared.

BOB BENDER

ASSISTANT COACH



Bob Bender enters his first season as an assistant coach under head coach David Fizdale, bringing nearly 30 years of coaching experience to the Grizzlies sidelines. Bender comes to Memphis after working last season as a scout for the Brooklyn Nets.

Bender's past professional coaching experience includes: two seasons (2002-04) with the Philadelphia 76ers, first as an assistant coach/player development and then as an assistant coach; nine seasons with the Atlanta Hawks (2004-13) as an assistant coach, where he worked alongside Fizdale for the first four seasons; and one season with the Milwaukee Bucks (2013-14) as an assistant coach.

Beginning his coaching career on the collegiate level, Bender started as an assistant at Duke University under Mike Krzyzewski (1983-89) and later served as head coach at Illinois State University (1989-93) and the University of Washington (1993-2002). He was named the 1992 Missouri Valley Conference Coach of the Year at Illinois State and the 1996 Pac-10 Coach of the Year at Washington.

As a player, Bender is the only individual to play for two different teams in two different NCAA Championship games, one as a freshman on Bob Knight's undefeated 1976 Indiana team and the other as a point guard at Duke, where he graduated, in the 1978 title game against Kentucky. The Quantico, Va. native was drafted by the San Diego Clippers in the sixth round of the 1979 NBA Draft.

BASKETBALL OPERATIONS



NICK VAN EXEL

ASSISTANT COACH



One of the league's most-recognizable and entertaining players during his 13-year playing career, Nick Van Exel enters his first season as an assistant coach for the Memphis Grizzlies under head coach David Fizdale.

Van Exel joins the Grizzlies after spending the 2015-16 season as head coach of the NBA Development League's Texas Legends. He initially was hired by the Legends in 2014-15 as an assistant coach following assistant coaching stints with the Milwaukee Bucks, Atlanta Hawks and Texas Southern University.

Drafted by the Los Angeles Lakers in the second round (37th overall) of the 1993 NBA Draft, Van Exel appeared in 880 career regular season games and averaged 14.4 points, 2.9 rebounds and 6.6 assists over 13 years with the Lakers, Denver Nuggets, Dallas Mavericks, Golden State Warriors, Portland Trail Blazers and San Antonio Spurs. He was named an NBA All-Star in 1998 and recognized on the All-Rookie Second Team in 1994.

In two years (1991-93) at the University of Cincinnati, Van Exel led the Bearcats to the 1992 NCAA Final Four and earned AP All-America Third Team honors in 1993.

ADAM MAZAREI

ASSISTANT COACH



Adam Mazarei enters his fourth season with the Memphis Grizzlies and his first as an assistant coach under head coach David Fizdale. Mazarei previously spent his past three seasons as a player development assistant while assisting in advance and pro personnel scouting.

Before joining the Grizzlies, Mazarei worked three years (2010-13) at Moorpark College in California as an assistant and associate head coach, tasked with assisting and organizing all of scouting, recruiting, practice and game plans as well as player development duties. In addition to his responsibilities at Moorpark College, Mazarei also served as a player development coach at the IMPACT Basketball

Academy in Las Vegas from 2009-13, where he trained NBA veterans such as Serge Ibaka and Kyle Lowry, as well as pre-draft rookies.

Mazarei holds a master's degree in athletic administration and coaching from Concordia University as well as bachelor's degree in psychology from the University of Redlands, where he played point guard and led the SCIAC Conference in assists per game as a senior and paced the NCAA in assist-to-turnover ratio (5:1) as a senior.



BASKETBALL OPERATIONS

ALLEN GRUVER

MEDICAL DIRECTOR

Allen Gruver enters his first season as the medical director for the Memphis Grizzlies. As medical director, Gruver's responsibilities include overseeing and directing the organization's medical team, performance team, nutrition team and sports science team in an effort to ensure long-term player health.

Gruver comes to Memphis after spending the previous eight years as the owner and director of Foothills Sports Medicine in Gilbert, Ariz. where he specialized in the rehabilitation of professional and amateur athletes of all sports. He has experience teaching, working and consulting with organizations such as the University of Arizona, Arizona Diamondbacks, Boston Red Sox, Cleveland Indians, Tampa Bay Rays, Cincinnati Reds, Seattle Mariners, Stanford University, Denver Broncos and the PGA, European PGA, LPGA and Web.com tour professionals.

Gruver earned his athletic trainer's certification and strength and conditioning certification from the University of Upper Iowa in 2000. He received his master's degree in physical therapy from Elon University in North Carolina. While at Elon University, he was honored with the "Excellence in Clinical Research Award" for his work and publication on pelvic and hip dysfunction. In 2006, Gruver earned the designation of the Postural Restoration Certified as a result of advanced training and devotion to the science of movement/postural adaptation, asymmetrical patterns and the influence of polyarticular chains of muscle on the human body.

JIM SCHOLLER

HEAD ATHLETIC TRAINER

Jim Scholler enters his ninth season with the Grizzlies and first as head athletic trainer. Scholler served his first eight seasons with the Grizzlies as assistant athletic trainer/assistant strength and conditioning coach before being promoted to his current position. In his current role, Scholler assists Grizzlies Medical Director Allen Gruver in managing the care, prevention and rehabilitation of all athletic injuries and works closely with the team's physicians to maintain player health.

Before joining the Grizzlies, Scholler spent nine of the previous 10 years as an athletic trainer for the University of North Florida, including the final four as the head athletic trainer, where he oversaw administration and supervision of all athletic training services provided to UNF student-athletes.

Scholler provided care for baseball and men's soccer as a UNF graduate assistant from 1998-2001 before covering men's basketball, volleyball, men's and women's tennis, cheerleading and dance teams as assistant athletic trainer from 2001-03.

Scholler was the athletic trainer for the Greek National Baseball team which competed in the European Baseball Championships in 2003 and 2005. He also spent one season (2003-04) as the assistant athletic trainer at Notre Dame, where he oversaw the health care of the men's and women's cross country and men's lacrosse teams.

The Grand Haven, Mich. native is a Certified Athletic Trainer, Licensed Athletic Trainer in the State of Tennessee, a Performance Enhancement Specialist and Correct Exercise Specialist.

Scholler earned his bachelor's degree in movement science from the University of Michigan in 1998 and his master's degree in healthcare administration from UNF in 2001. Scholler and his wife, Jennifer, have one son, Garrett.

ERIC OETTER

DIRECTOR OF PERFORMANCE

Eric Oetter enters his first season as the Grizzlies' director of performance. As a dual-credentialed performance therapist, Eric directs the team's performance training and assists Grizzlies Medical Director Allen Gruver in overseeing the team's nutrition and sport science programs.

Before coming to Memphis, Eric was a Ph.D. candidate in Georgia Tech's Applied Physiology program, focusing his studies on the brain and nervous system. Following an injury-shortened collegiate athletic career at Georgia Tech, Eric has coached and treated a diverse clientele in three of the countries' top facilities – Indianapolis Fitness and Sports Training, Cressey Sports Performance, and the Hruska Clinic.

He is an author, speaker, coach, therapist, and has consulted with multiple NBA and NCAA teams.

Eric earned his Doctor of Physical Therapy degree from the Emory University School of Medicine. He also holds a Bachelor's of Science degree in Exercise and Sport Science from the University of Georgia and is certified by the National Strength and Conditioning Association as a Certified Strength and Conditioning Specialist.

BASKETBALL OPERATIONS



CHATTIN HILL

HEAD STRENGTH AND CONDITIONING COACH

Chattin Hill enters his fourth season as the Grizzlies' head strength and conditioning coach.

Hill is responsible for the development and implementation of strength, conditioning and nutritional programs for entire Grizzlies roster. Hill helps each player establish a personalized diet and training regimen, assists them with injury rehabilitation, arranges offseason training programs and monitors each player's physical progress between seasons.

Before coming to Memphis, Hill served six seasons as the strength and conditioning coach for the Atlanta Hawks, one year as the assistant strength coach for the Seattle SuperSonics and two years as the head strength coach of the Seattle Storm (WNBA).

Hill also has collegiate experience, working in a similar capacity at the University of Washington, where he focused his efforts primarily on the men's and women's basketball teams while also working with the school's track and field teams.

He is certified by the National Strength and Conditioning Association (NSCA) as a Certified Strength and Conditioning Specialist (CSCS). Additionally, he is a Corrective Exercise Specialist (CES) with the National Academy of Sports Medicine (NASM) and on the Scientific Advisory Panel for the NBA Strength Coaches Association (NBSCA).

Born and raised in Washington State, Hill graduated from Central Washington University with a bachelor's degree in exercise science and a master's degree in exercise science with a focus on rehabilitation. Hill lives in Memphis with his wife, Tikiya, and their daughter.

JOHN FALTUS

ASSISTANT ATHLETIC TRAINER/PHYSICAL THERAPIST

John Faltus enters his third season with the Grizzlies as assistant athletic trainer/physical therapist. In this role he works closely with the team's medical and strength and conditioning staff to minimize injury risk, improve sports performance and provide rehabilitative care.

Previously, Faltus was employed as a physical therapist at Howard Head Sports Medicine in Avon, Colo. and provided medical coverage for U.S. Snowboarding. During this time, he also provided acute and rehabilitative care for the local skiing and snowboarding community and developed a sports concussion rehabilitation program. Faltus has also completed the Sports Physical Therapy Fellowship program at Duke University where he provided rehabilitative care and practice/game coverage for Duke Athletics including football, basketball, wrestling and lacrosse. In addition, he worked closely with the Duke Sports Medicine staff in providing care for both the athletic and local populations.

Faltus earned his Doctor of Physical Therapy degree from Northeastern University. During this time he completed a clinical internship with the Indiana Pacers. He then earned a Master of Science degree in Athletic Training from the University of Tennessee at Chattanooga.

Prior to joining the Grizzlies organization in a full-time capacity, Faltus assisted the Grizzlies medical staff during training camp and NBA Summer League. He is a dual-licensed Physical Therapist and Athletic Trainer in addition to being a board certified Sports Clinical Specialist and Certified Strength and Conditioning Specialist.



BASKETBALL OPERATIONS



Nick Arcuri
Sports Dietician/Chef



Joe Boylan
Player Development
Coach



Zac Cupples
Assistant Strength and
Conditioning Coach/
Physical Therapist



Glynn Cyprien
Basketball Operations
Assistant/Scout



Kristin Farrell
Massage Therapist/
Assistant Athletic Trainer



Vince Ford
Team Facilities Manager



Adam Johansen
Video Coordinator



Marcus Jones
Basketball Operations
Assistant



Joseph Keedy
Basketball Operations
Analyst



Adam Kotin
Team Services Intern



Barry Loggins
Team Security Director



Chris Makris
Director of Basketball
Operations



Daniel Marcus
Coordinator of
Basketball Operations
and Analytics



David Minberg
Director of Scouting



J.J. Outlaw
Advance Scout



Elliot Perry
Director of Player Support



Chris Pongrass
Director of Basketball
Operations



Davide Prati
International Scout



Paul Robinson
Coordinator of
Team Operations



Charles Sweeney
Equipment Manager/
Travel Coordinator



Bob Thate
Shooting Coach

NOT PICTURED


Megan Fontenot
Team Operations Intern

Darnell Lazare
Assistant Video
Coordinator

Durwood McCoy
Scout

Ryan Slater
Basketball Operations, Intern

BUSINESS OPERATIONS





BUSINESS OPERATIONS

JASON WEXLER

PRESIDENT OF BUSINESS OPERATIONS

Jason Wexler enters his fourth season with the Memphis Grizzlies and FedExForum and third as President of Business Operations. Wexler has primary leadership responsibility for all aspects of the business, including ticket sales and service, partnership marketing, arena operations, marketing communications and broadcast, community engagement and general operations.

Wexler joined the organization as Chief Operating Officer in April 2013. Previously, he served as President of the Henry Turley Company where he was responsible for spearheading efforts to realize compelling city center development initiatives and managing the day-to-day operations of a full service real estate firm.

Prior to that, Wexler founded the real estate development and investment firm Greenhat Partners LLC, and was a partner in the Memphis law firm of Hanover, Walsh, Jalenak and Blair, PLLC.

The recipient of the 2012 Downtown Vision Award for individual achievement by the Downtown Memphis Commission, Wexler currently serves on the Board of Directors for Neighborhood Preservation, Inc., the Memphis Chapter of the Urban Land Institute, and the Beale Street Tourism Development Authority, as well as the UTHSC Advisory Board.

Wexler graduated from the University of Virginia with a Bachelor of Science in Architecture and from Columbia Law School.

JOHN WALKER

EXECUTIVE VICE PRESIDENT OF BUSINESS OPERATIONS

John Walker enters his second season with the Memphis Grizzlies and FedExForum as executive vice president of business operations. Walker manages day-to-day operations of the business, including ticket sales and service, arena operations, corporate partnerships and marketing communications.

Walker brings more than 25 years of operational and business development experience in professional sports, college athletics and live entertainment to the Grizzlies. He most recently served as President of Atlanta-based PrimeSport, Inc., an industry leader in providing tickets, travel and VIP hospitality packages for some of the largest sporting events in the world. Prior to PrimeSport, Walker spent four years as president and chief executive officer at Tickets.com, Inc., a subsidiary of Major League Baseball, where he led efforts in growing the client base in MLB, while developing industry leading technology in the areas of mobile and digital ticketing.

Walker also brings prior NBA experience to Memphis, previously serving as senior vice president of business development for the Phoenix Suns and US Airways Center from 2000-10, a tenure that included franchise record years in ticketing and sponsorship revenue growth, a 168-game sellout streak and the introduction of new premium seating concepts, digital marketing and CRM initiatives and the SixthMan Members program focused on providing exceptional service and experiences to season ticket holders.

Originally from Morgantown, W. Va., Walker earned his bachelor's degree in sports management from West Virginia University and his master's degree in sports administration from the University of Oklahoma.

BUSINESS OPERATIONS



NANCY ALYEA

VICE PRESIDENT OF FINANCE

Nancy Alyea enters her first season with the Memphis Grizzlies as vice president of finance, managing the finance and accounting functions of the company. Alyea controls the overall financial reporting of the organization as well as the cash and fiscal management of the company and its assets.

Alyea has over 30 years of experience in finance beginning her career at Arthur Andersen & Co. in New York and Atlanta. Most recently, Alyea spent 11 years as the Vice President of Finance and CFO for Elvis Presley Enterprises, Inc. where she led efforts in the implementation of a \$130 million capital development plan for the Graceland campus including securing government incentives. Alyea has also worked at Smith & Nephew PLC and Promus Companies in Memphis and over her career has gained experience in acquisitions and divestitures, system implementations and bank financing.

An Ohio native, Alyea graduated from Miami University with a Bachelor of Science in business and minor in statistics and is a CPA.

ERIC GRANGER

VICE PRESIDENT OF ARENA OPERATIONS

Eric Granger enters his seventh year as vice president of arena operations for Memphis Basketball LLC, supervising and directing the event booking, facility operations, guest services and facility contractors at FedExForum. Granger also serves as a liaison with key client contacts and community leaders.

Over a 15-year career with SMG, Granger gained experience in event production, ticketing, arena marketing and guest services. Before joining the Grizzlies, he spent five years as general manager of the Nationwide Arena in Columbus, Ohio, home to the National Hockey League's Columbus Blue Jackets.

Granger returned to Memphis in 2010 after previously serving as director of event services for the Pyramid Arena and Memphis Cook Convention Center from 2001-05. During that time, Granger facilitated the opening of the Cannon Center for the Performing Arts and also planned and coordinated the 2002 Mike Tyson-Lennox Lewis Heavyweight Championship bout.

Prior to his first stint in Memphis, Granger helped oversee the opening of the Nationwide Arena in 2000. He has also worked for the Greater Columbus Convention Center in Columbus, Ohio and for the Mobile Civic Center, Civic Center Theatre and the Mobile Convention Center in Mobile, Ala.

Active with multiple community committees and organizations, Granger is a member of the International Association of Venue Managers (IAVM), Country Music Association (CMA) and the International Entertainment Buyers Association (IEBA).

A native of Mobile Ala., Granger holds a bachelor's degree in political science from the University of South Alabama. Granger and his wife Daryl have two daughters, Danielle and Gabi.

ROLANDA GREGORY

VICE PRESIDENT OF MARKETING STRATEGY

Rolanda Gregory enters her first season with the Memphis Grizzlies as vice president of marketing strategy. Her team is responsible for media buying, marketing and digital strategy, e-mail marketing, website design and development, digital campaign performance, social media and mobile strategy, app development, market research and marketing analytics.

Previously, she led the eCommerce & Digital Marketing Systems team at SeaWorld Parks & Entertainment in Orlando. At SeaWorld, she was responsible for partnering with each of the parks to build and implement eCommerce strategies that focused on increasing online ticket and reservation sales, Pass Member loyalty

renewals, and merchandise purchases.

Prior to joining SeaWorld, Gregory was director of client services & project management for MangoMOBILE, an Omnicom Group company. At MangoMOBILE, she implemented numerous mobile marketing initiatives, such as app development, mobile games, and text messaging, RFID, and IVR campaigns. Her clients included Nickelodeon, AT&T, McDonald's, CW TV, and Discover Financial. While working at MangoMOBILE, her team was awarded a Silver Cannes award for a joint project with CW TV for its Gossip Girl show.

Gregory holds an MBA from Troy State University and a Master of Science in Project Management from the University of Texas. Her undergraduate studies were at the University of Houston, where she earned a Bachelor of Arts degree in English.



BUSINESS OPERATIONS

ARNETRIA KNOWLES

VICE PRESIDENT OF HUMAN RESOURCES

Arnetria Knowles begins her 13th season with the Grizzlies and second as vice president of human resources. In this role, she oversees the human resources department which is responsible for recruiting, employee relations, benefits administration, compensation, performance management and training and development.

Prior to joining the Memphis Grizzlies, she worked for Family Dollar Stores as their DC Human Resources Manager in West Memphis, Ark. She has more than 19 years of human resources experience and has worked in a variety of industries including retail, distribution and warehousing

and e-commerce fulfillment.

In addition to her duties with the Grizzlies, she is also a member of the National Society for Human Resources Management and has a bachelor's degree in human resources management. She is the proud mother of one daughter, Alexis, and resides in Collierville, Tenn.

ANTHONY MACRI

VICE PRESIDENT OF PARTNERSHIP MARKETING

Anthony Macri enters his fourth season with the Memphis Grizzlies as vice president of partnership marketing. In this role, Macri leads the department responsible for developing and activating marketing relationships with national, regional and local businesses which seek to associate with the Grizzlies and reach their potential customers.

Macri joined the Grizzlies in March 2014 after a more than a decade in the sports business industry. Before coming to Memphis, he spent two years in Southeast Asia as the CEO and Commissioner of a professional basketball league (the ASEAN Basketball League), the first and only regional sports league of its kind in that part of the world. During his time in Asia, Macri also served as CEO of ASEAN Sports Ventures, a sports marketing company that handled sponsorship, media rights negotiations and commercial growth for sports properties entering the marketplace.

Prior to his time in Asia, Macri served as Director of Business Development and a Player Consultant for the Pro Training Center and as Sales & Business Manager for the IMG Basketball Academy (Bradenton, FL). Throughout this period, Macri was also a contributor and analyst for ESPN.com and HoopsWorld.com, providing an assortment of observations on games, players and teams throughout the league.

Macri also has coached at two nationally ranked high school basketball programs and worked with numerous basketball players on and off the floor, including Joakim Noah, Luol Deng, Kevin Martin and DeJuan Blair.

Macri graduated from Loyola College in Maryland (now Loyola University Maryland) and earned his Master of Arts degree from Fordham University in the Bronx, New York.

DENNIS O'CONNOR

VICE PRESIDENT OF TICKET SALES AND SERVICE

Dennis O'Connor enters his 16th season with the Grizzlies as vice president of ticket sales and service. He is responsible for overseeing the day-to-day operations of the ticket sales and service department including all season, power pack, group, suite and premium tickets.

Originally from Connecticut, O'Connor began his career in sports selling minor league hockey tickets in Richmond, Va. in 1993. From there, he went to minor league baseball as group sales manager and then director of ticket operations for the Rancho Cucamonga Quakes in the California League. Prior to joining the Grizzlies, he was vice president of ticket sales and marketing for the Utah Grizzlies of the American

Hockey League (AHL).

A graduate of the University of Richmond with an undergraduate degree in Economics and a master's degree in Sports Management, O'Connor resides in Cordova with his wife Erin, step-daughter Madison and daughter Kylie.

BUSINESS OPERATIONS



JOHN PUGLIESE

VICE PRESIDENT OF BRAND, CONTENT MARKETING, COMMUNICATIONS AND BROADCAST

John Pugliese enters his 19th season with the Grizzlies and first as the vice president of brand, content marketing, communications and broadcast where he manages the day-to-day operations of each of those departments.

Pugliese currently oversees the operation of all aspects of marketing and advertising, including digital, web and social media development, creative services and branding, special events, game entertainment and promotions, both regionally and locally. He also oversees the public relations and communications for the Grizzlies and FedExForum while also leading the Broadcast department in the creation and production of video and game content and radio and television broadcasts.

Backed by 18 years of sports entertainment experience with the Grizzlies, Pugliese has played an integral role in transforming the team's identity in Memphis. He has worked on campaigns such as "Believe Memphis" and "Greater Memphis" and orchestrated long-standing Grizzlies traditions like the Martin Luther King Day celebrations at FedExForum.

Pugliese earned his bachelor's degree in commerce from the University of British Columbia and began his career with the Vancouver Canucks and Grizzlies in 1998 as the assistant coordinator of game presentation.

The Vancouver native moved to Memphis with the team in 2001 where he has since set roots in the downtown community. Pugliese serves as a member of the Greater Memphis Chamber Board of Advisors, Jay Uiberall Legacy Fund Board, Boys & Girls Club Golf Tourney Board and has been acknowledged in the Memphis Business Journal's Top 40 under 40.

DIANE TERRELL

VICE PRESIDENT OF COMMUNITY ENGAGEMENT & EXECUTIVE DIRECTOR, MEMPHIS GRIZZLIES FOUNDATION

Diane Terrell joined the Grizzlies during the 2013-14 season with the goal to better align and maximize the organization's community and philanthropic investments in the Mid-South area.

Terrell leads all aspects of community relations, including outreach, engagement and grant-making in support of three priority goals: increase the number of high school graduates prepared for success in college or career; recruit and retain positive adult mentors to support student success; and ensure all Memphians have access to healthy spaces and choices.

Since relocating to Memphis in 2001, the Grizzlies have contributed \$40 million through its Foundation to improve the lives of all Memphians, particularly children living at risk. In coming years, the Grizzlies Foundation and the Community Engagement team will work to deepen the impact of both new and existing investments creating a legacy footprint for the organization.

Terrell moved to Memphis to join FedEx as vice president of strategic communications where she was directly responsible for corporate citizenship, social media, and workplace communications teams.

After a lifetime spent in large urban cities both in the United States and abroad, Terrell has happily chosen Memphis as home. She lives in Midtown and serves as a member of the boards for Boys and Girls Clubs of Greater Memphis, Riverfront Development Corporation and the TNT National Board.



BUSINESS OPERATIONS

GARTH WEBSTER

VICE PRESIDENT OF TICKET OPERATIONS

Garth Webster enters his 16th season with the Grizzlies as vice president of ticket operations and is responsible for the operational end of the ticket sales and service department.

Prior to joining the Grizzlies in July 2001, Webster spent four years with SMG and LMI, the private management companies who operated The Pyramid, where he was employed as The Pyramid box office manager. Webster served as venue manager for the Atlanta Committee for the Olympic Games from 1994-96, overseeing all operational functions at Miami's Orange Bowl, satellite site for Olympic football.

Prior to his Olympic employment, Webster oversaw all ticket operations for the Lipton Championships (NASDAQ 100 Open) in Key Biscayne, Fla. from 1989-94. Webster was also employed as a consultant by the Sydney Olympic Organizing Committee where he managed ticket operations at Darling Harbour, site of the 2000 Olympic boxing, weightlifting, fencing, judo and wrestling.

Born and raised in Miami, Webster and his wife Yvette have three children, Emily, Sarah and Garth III. He is a graduate of St. Thomas University in Miami.

ZACHARY Z. KLEIMAN

COUNSEL

Zachary Z. Kleiman enters his second season with the Memphis Grizzlies as Counsel. In this role, Kleiman serves as the team's in-house legal counsel and, accordingly, is responsible for drafting, reviewing and negotiating agreements and providing advice and guidance in connection with a broad range of matters, including finance, employment, tax, corporate governance, media rights, partnership marketing, ticket operations, arena operations, intellectual property and basketball operations. Kleiman also works on various business and basketball initiatives of the team.

Prior to joining the Grizzlies, Kleiman practiced law at Proskauer Rose LLP, an international law firm based in New York. At Proskauer, Kleiman represented clients in the sports industry – including the National Basketball Association, Major League Soccer, Major League Baseball and the Buffalo Bills – in connection with a wide array of corporate matters, including team acquisitions and sales, financings, media rights, sponsorships and other commercial transactions.

Kleiman also brings prior NBA experience to Memphis, having interned for the then-Charlotte Bobcats (Basketball Operations), the Los Angeles Lakers (Public Relations) and the New York Knicks (Basketball Operations). Additionally, Kleiman served as a Law Clerk for the Oakland Raiders.

Originally from Chicago, Kleiman earned his bachelor's degree, cum laude, in psychology from the University of Southern California and his J.D., cum laude, from the Duke University School of Law. Kleiman is a member of the New York State Bar and, in his capacity as in-house counsel of the Grizzlies, is authorized to practice law in the State of Tennessee.

BUSINESS OPERATIONS



Stef Allan
Photography Director/
Editor



Max Alpert
Account Executive,
Ticket Sales



Rob Aycock
Senior Manager,
Development



Kim Baker
Coordinator,
Group Sales



Amara Baptist
Social Media Producer



Maurio Batts
Coordinator,
Conversion



Gabrielle Beauford
Intern,
Human Resources



Melvin Becton
Garage Manager,
AmeriPark



Anita Biles
Manager, Ticket
Operations



Toby Blasingame
General Manager
of Parking Operations,
AmeriPark



Michael Bleivins
Creative Producer/
Senior Editor



Durrelle Bonds
Payroll Manager



Travis Brady
Ticket Sales
Representative



Tony Braxton
Account Manager,
CDS (24 Hour Security)



Michael Brown
Director,
Ticket Sales & Service



Kim Brunt
Manager,
Human Resources



Paige Carlson
Ticket Sales
Representative



Jason Cockerham
Sr Account Executive,
Group Sales



James Connolly
Senior Business Analyst,
Strategy and Analytics



Gregg Crone
Senior Director,
Premium Service



Mya Donald
Senior Manager,
Activation



Gavin Driskill
Business Analyst,
Partnership Marketing



Cheree Duncan
Ticket Sales
Representative



Christopher Dyer
Coordinator,
Ticket Operations



Walker Eaton
Account Executive,
Ticket Sales



Bryson Faggs
Ticket Sales
Representative



Brandon Fiedler
Arena Production
Manager



Leslie Finch
Coordinator,
Activation



Willie Fisher
Supervisor,
Conversions



Joseph Fitzpatrick
Account Executive,
Premium Sales



MaKinzie Foss
Manager,
Ticket Sales



Tommy Fridy
Account Executive,
Group Sales



Terran Gary
Entertainment
Coordinator



Meghan Gattas
Digital Marketing
and Email Coordinator



Laura Gavel
Marketing Analyst



Barbara Gray
Director, Accounting
and Financial Reporting



Mark Greer
Sr Account Executive,
Ticket Sales



David Harmon
Director,
Premium Sales



Stephanie Harrison
Senior Accountant



Cynthia Hazell-Outchin
Director, FedExForum
and Media Marketing



Jake Huska
Ticket Sales
Representative



Connor Howard
Intern, Promotions
and Game Presentation



Lakendra Jeffries
Part Time Receptionist/
Activation Specialist



Cliff Jennigan
Account Executive,
Client Services



Ben Johnson
Cable Technician



Kim Johnson
Coordinator,
Broadcast



Nate Johnson
Operations Manager



Amanda Jones
Coordinator, Promotions
and Regional Marketing



Jonathan Jones
Account Executive,
Group Sales



BUSINESS OPERATIONS



Sonya Jones
Senior Accountant



Kenny Kebalitis
Manager,
Development



Jake Kimbrell
Ticket Sales
Representative



Monica King
Senior Manager,
Client Services



Kyle Krebs
Account Executive,
Premium Sales



Geoff Langham
Intern, Communications
and Publications



Carly Lyons
Director, Promotions,
Regional and Event
Marketing



Devin Maddox
Assistant Manager,
Ticket Operations



Brooke Manning
Senior Coordinator,
Activation



Andrew McGregor
IT Manager



Eric McMahon
Mascot Coordinator



Rickie Means
Manager,
Premium Services



Karen Merritt
Controller



Lisa Montgomery
Day Manager,
ServiceMaster



Jonathan Moore
Operations Coordinator



Tamara Moore
Manager,
Live Entertainment
and Retail Marketing



Lamont Nelson
Director,
Development



Ben Newsham
Clerk,
Central Services



Kim Newsom
Accounting Coordinator



Jeff Olson
Director,
Event Booking



Ian Owen
Media Archive
Coordinator



Joseph Palermo
Account Executive,
Client Services



Alyson Pane
Event Coordinator



Kristopher Peggs
Manager,
Multimedia Production



Nicole Pentecost
Senior Coordinator,
Development



Antonio Perez
Senior Manager, Youth
Basketball Programming



Paige Perkins
Senior Manager,
Premium Sales
& Engagement



Scott Pitts
Director,
Information Technology



Jason Potter
Director, Content
and Live Entertainment



Molly Price
Account Executive,
Client Services



Peter Pugh
Senior Director,
Facility Operations



Paula Richmond
Senior Manager,
Staff Services



David Ridenhour
Manager,
Group Sales



Cedric Rodgers
Electrician



David Rodriguez
Coordinator,
Guest Services



Michael Rose
Manager,
Ticket Operations



Carl Rosen
Senior Account Executive,
Client Services



Peggy Rounds
Senior Account Executive,
Ticket Sales



Bryan Rumfola
Senior Graphic Designer



Taylor Ryan
Ticket Sales
Representative



Joey Silver
Ticket Sales
Representative



Brett Smith
Director,
Broadcast Operations



Lisa Smith
Assistant Manager,
Ticket Operations



Torey Smith
Coordinator,
Conversion



Lindsay Sorenson
Account Executive,
Group Sales



Renée Sparks
Supervisor,
Central Services



Paris Stegall
Account Executive,
Group Sales



Kandace Stewart
Senior Coordinator,
Business Operations



Mike Sullivan
Manager,
Guest Services

BUSINESS OPERATIONS



Scotty Swanger
Supervisor,
Conversion



Lauren Tesler
Account Executive,
Client Services



David Thompson
Director,
Brand Marketing



Lesley Torrell
Senior Director, Digital
and Database Marketing



Malika Travis
Finance Clerk



Susie Tucker
Ticket Sales
Representative



Kate Ulrich
Coordinator,
Live Entertainment



Derrick K. Von Stein
Facility Director,
ServiceMaster



Roy Wells II
Senior Web Developer



Hateisha Williamson
Director,
Guest Services



Johnathan Yancey
Network Support
Analyst II



Maggie Yang
Intern, Communications
and Publications

NOT PICTURED

Kaysia Booze
Intern,
Partnership Marketing

Lana Counce
Data Warehouse and CRM
Manager

Travarious Cunningham
Intern, Finance

Jose Gonzales
Building Painter

Taylor Hildreth
Intern, Finance

Erik Honeycutt
News Photographer/Editor

Matthew McClain
Event Manager

Malcolm Moore
Junior Web Developer

Abi Morton
Intern, Ticket Sales & Service

Nick Parker
Building Maintenance
Technician

INTRO

PLAYERS

EXECUTIVES

BASKETBALL
OPERATIONS

BUSINESS
OPERATIONS

MEDIA

COMMUNITY

HISTORY

PLAYOFFS

REVIEW

OPINIONS

NBA

FEDERATION

AT A GLANCE



BUSINESS OPERATIONS

GRIZZ

TEAM MASCOT

Now in his 22nd season, Grizz, the mascot of the Memphis Grizzlies, has remained a furry fan favorite among members of Grizz Nation, so much so that he was named the 2011 NBA Mascot of the Year as voted by his peers. Born in Vancouver, Canada in 1995, Grizz can always be relied upon to electrify audiences with dramatic dunks and signature shenanigans.

In celebration of the Grizzlies' 10th Season in Memphis in 2010-11, Grizz re-introduced his equally popular alter-ego Super Grizz as a nod to the organization's first seasons in the Bluff City. Donning an updated mask and cape, Super Grizz rallied fans as the team earned its first postseason berth since 2006 and advanced to the Western Conference Semifinals in thrilling fashion. This offseason, Grizz was the recipient of the 2016 NBA Mascot Leadership and 2016 Stunt of the Year Awards.

Memphis has proven to be the perfect natural habitat for Grizz, who often stars in schools throughout the Mid-South as part of a variety of community initiatives. When not rallying fans at FedExForum or making appearances around town, Grizz is often found at St. Jude encouraging children in their battle against cancer, an issue near to Grizz's heart after his own defeat of the disease in 2008. If you would like Grizz to make an appearance at your special event please contact us at 901.205.1416.



GRIZZ GIRLS

DANCE TEAM

The Grizzlies players aren't the only athletes on the court at FedExForum. With their fast-paced dance moves and exciting routines, the Grizz Girls rock FedExForum at every home game. Throughout the season, these dancers entertain arena audiences with high-energy dance routines that keep the crowd excited during timeouts, between quarters and selected halftime intermissions.

Away from the arena, the Grizz Girls add a special touch to the Grizzlies community and around the world. The Grizz Girls have taken their act international in the last four offseasons, spreading the excitement of the NBA to Hong Kong as part of NBA Madness 2011, Mexico as part of the 2012 NBA Rafaga Experience China and Taiwan as part of NBA Madness 2012. They returned to China as part of the NBA's 2013 International Talent Grassroots program and participated in NBA 3X in Seoul, South Korea. The squad visited Johannesburg, South Africa in 2014 as part of the 12th Basketball Without Borders.

With their infectious personalities and athletic ability, the Grizz Girls also share their love of dance throughout the community with their dance clinics for kids and their weekly GirlPlay adult dance classes.

From the Blues to Rock to Hip Hop, the Grizz Girls dazzle crowds with exciting routines to a variety of music. Under the direction of choreographer Tamara Moore, they continue to keep fans guessing what they will tackle next. To have the Grizz Girls at your upcoming event or party or more information on clinics and classes, call 901.205.1411 or visit grizzlies.com for more information.



MEDIA





MEDIA GUIDELINES

Credentials

Individual media credentials can be requested by contacting a member of the Grizzlies Communications Department (Ross Wooden at rwooden@grizzlies.com, Jason Wallace at jwallace@grizzlies.com or Kerri Harper at kharp@grizzlies.com). Credentials are issued to working press only and at the full discretion of the NBA League Office and the Grizzlies Communications Department. A member of the working press must be on specific assignment for a known and established media organization. All media members requesting single-game credentials must submit their request to a member of the Grizzlies Communications Department at least 48 hours in advance of the day of the requested game. No exceptions. Media members holding full season credentials still must inform the Grizzlies Communications Department in advance of the games they wish to cover in order to reserve seating. Single-game credentials may be picked up at the FedExForum media entrance on the Southeast corner of Fourth Street and Dr. Martin Luther King Jr. Avenue beginning three hours prior to tip-off. Valid credentials will allow access to FedExForum, press row, auxiliary media seating, the Don Poier Media Suite and both locker rooms. Season and single-game credentials must be visibly worn at all times and, in all cases, are non-transferable. Any unauthorized use will subject the bearer to ejection from FedExForum and forfeiture of the credential, including but not limited to obtaining autographs.

Credentials for working media are issued based on the following criteria: 1) Local daily newspapers, newspapers from the opponent's area and national publications; 2) Local radio and television sports department personnel considered reporting; 3) Previously approved daily newspapers, radio and television sports department personnel that regularly cover the Grizzlies; 4) Previously approved weekly and monthly publications that regularly cover the Grizzlies; 5) Website reporters and bloggers previously approved by the NBA League Office; and 6) NBA scouts.

Photography requests must be submitted by the photo editor. Freelance writers and photographers will only be credentialed if the publication hiring them submits the credential request. Hard copies of the publication may be requested for verification. Your cooperation is appreciated.

Photographers/Camera Operators

Baseline photographer positions are assigned by the Grizzlies Communications and Publications Department for both still photographers and television cameras. Due to limited space on the photo baselines and per NBA guidelines, only the following media are permitted a baseline photographer position: 1) Live television cameras; 2) NBA Entertainment/NBA Photos; 3) Team Photographer/Videographer; 4) Pre-approved wire services; 5) Newspapers that regularly travel with the team; 6) Sports Illustrated; 7) International media (one spot); 8) In-Arena cameras.

Per NBA policy, remote cameras, tripods and hard-back chairs are not permitted. All cameras must have rubber shade lens covers secured. All television stations have access to the direct in-house feed by contacting the Grizzlies Communications and Publications Department.

Parking

Media parking in the surface lot located on Dr. MLK Jr. Avenue between B.B. King Blvd. and Fourth Street (across from the Toyota Parking Garage) must be requested through the Grizzlies Communications and Publications Department at least 48 hours prior to the game. The surface lot typically is available on a first-come, first-serve basis but cannot be guaranteed in some instances during the regular season and postseason due to high demand.

Media Work Room

The media workroom is open three hours prior to each game and is located in the Don Poier Media Center on the Southeast side of FedExForum. Admittance/space is limited to working media members with credentials only. Television monitors, telephones, workspace and complimentary photocopy and fax services are provided. Game notes, press releases and a limited number of media guides and game programs will also be available in the Don Poier Media Center during the course of the game. The media work room will also be available for use during all practices at FedExForum. Family members and guests of media members will not be permitted (no exceptions).

Locker Rooms

In accordance with NBA policy, both locker rooms will be open 75 minutes prior to tip-off for a 30-minute period and will re-open after the game following a 10-minute cooling-off period. Only those individuals with prominently-displayed, valid credentials will gain admittance. Still photography is strictly forbidden, including pictures taken on cell phones. Seeking autographs or souvenir items from players or coaches is strictly prohibited and subject to forfeiture of credential.

Services

Game notes and statistics will be available in the Don Poier Media Center three hours prior to tip-off. Quarterly, halftime and final box scores, play-by-play sheets and postgame quotes and notes will be delivered to all working media as quickly as possible.

Media meals are available for \$5 beginning approximately three hours prior to game time. The dining area is located in the Media Dining Room in the Don Poier Media Center on the Southeast side of FedExForum. Refreshments will be made available in the media dining room and the media ledge seating area at halftime and postgame.

International Media Policy

International media interested in covering NBA regular-season games must submit a written request to the NBA league office via the NBA International Communications Department (Mark Fischel at mfischel@nba.com). All credential requests must be received at least three business days prior to the first game requested. Photo identification will be required when picking up confirmed credentials at the media entrance.

Practices/Shootarounds

Grizzlies practices and shootarounds are held at either the Grizzlies' practice facility or main court inside FedExForum. Practices and shootarounds are closed to the media with media availabilities afterward. Please contact the Grizzlies Communications and Publications Department to confirm practice and shootaround times, sites and player/staff availability.



JASON WALLACE

DIRECTOR, COMMUNICATIONS AND PUBLICATIONS

Jason Wallace enters his sixth season as the Director of Communications and Publications for the Memphis Grizzlies.

Wallace is responsible for the day-to-day operations of the Communications and Publications Department as it supports Basketball Operations, Business Operations and FedExForum. He serves as the primary media contact for local, national and international media and team interview requests. He is responsible for managing media operations, strategic communications, press releases and coordinating interviews with players, coaches and front office personnel while also overseeing the editorial content and production of all team-produced publications.

Wallace has previous experience in the NBA communications field with the San Antonio Spurs and Orlando Magic, where he spent eight combined seasons. Prior to working in the NBA, he completed internships with the Rhein Fire of NFL Europe, the Houston Texans, Richmond Braves and the PGA TOUR.

A graduate of the University of Florida, Wallace earned a bachelor's degree in exercise and sport sciences with a specialization in sport management. While in Gainesville, he volunteered extensively with Florida's sports information department.

Originally from Richmond, Va., Wallace and his wife, Katie, and sons, Andrew and Ryan, reside on Mud Island in Downtown Memphis.



ROSS WOODEN

MANAGER, COMMUNICATIONS AND PUBLICATIONS

Ross Wooden enters his 10th season with the Memphis Grizzlies and first as manager of communications and publications. Wooden joined the organization prior to the 2007-08 season as a coordinator before being promoted to senior coordinator in 2014 and to his current position this offseason.

In his current role, Wooden serves as a liaison between the Memphis Grizzlies and local, national and international media and contributes in executing off-court and FedExForum initiatives. He authors major team-related publications such as the annual media guide, postseason guide, summer league guide and draft guide, creates written material such as game notes and press releases, and produces and maintains various statistical models and analyses.

Among his other responsibilities, Wooden is the primary contact for full-season and single-game media accreditation, facilitates player and staff interviews, and shares team travel duties.

A 2006 graduate of Mississippi State University with a degree in journalism, Wooden spent his final year in Starkville as the men's basketball head sportswriter for The Reflector while regularly commuting to Memphis to intern for the Grizzlies.

Originally from Springfield, Ill., Wooden and his wife, Amber, reside on Mud Island in Downtown Memphis.



KERRI HARPER

SENIOR COORDINATOR, COMMUNICATIONS AND PUBLICATIONS

Kerri Harper enters her fifth NBA season as a member of the Memphis Grizzlies Communications and Publications department, her first as senior coordinator. She originally started with the department as a game-night intern in 2012-13 and completed a full-season internship in 2013-14.

In her role, Harper produces original content and press releases, while also serving as a media contact for on- and off-the-court business and basketball operations and player appearances, among assisting in annual publications. She also serves as the primary media contact for FedExForum events and concerts.

Born in Clinton, Miss., Harper earned a bachelor's degree in journalism with an emphasis in public relations from the University of Southern Mississippi in 2012. Harper currently resides in Downtown Memphis and is affiliated with STREETS Ministries as an advocate for youth mentoring.



PETE PRANICA

TELEVISION PLAY-BY-PLAY ANNOUNCER

Pete Pranica enters his 13th season with the Memphis Grizzlies and 24th overall covering the NBA and will provide the play-by-play call for Grizzlies telecasts on Fox Sports Southeast.

He originally joined the team for the 2004-05 season as the Grizzlies' radio voice but assumed television duties upon the untimely death of the original "Voice of the Grizzlies," Don Poier in January, 2005.

Pranica began his career in the NBA in 1990 by calling select games on radio for the Detroit Pistons. In 1998 he joined the Portland Trail Blazers and logged one season as their radio host and television sideline reporter before taking on television play-by-play duties alongside longtime NBA analyst Steve

"Snapper" Jones.

A four-time finalist for Tennessee State Sportscaster of the Year, Pranica has been involved in three Emmy-winning productions: two as a commentator for NBC at the 2004 and 2008 Olympic games and one with the Memphis Grizzlies. Since coming to Memphis, Pranica has provided the call for a variety of events including C-USA and SEC basketball, SEC football, the Southern Heritage Classic football game, SEC and ACC soccer, Memphis Tigers basketball and Memphis Redbirds (AAA) baseball.

Pranica graduated from Notre Dame in 1986 and also lists Seattle Seahawks pre-season football, Wayne State football and Notre Dame football, basketball, soccer and hockey among his play-by-play credits.

A devotee of aviation and spaceflight, Pranica has flown with the USAF Thunderbirds and has also written "Spaceflight Updates" for Discovery. He sits on the boards of the Memphis Grizzlies Charitable Foundation and the "Making It Happen"/Tuohy Family Foundation. In the community, he supports St. Jude Children's Research Hospital, the FedEx St. Jude Classic Captain's Club and the Tennessee Shakespeare Company for whom he portrayed the title character in *Mark Twain at Twilight* in 2014.



BREVIN KNIGHT

TELEVISION ANALYST

Former Memphis Grizzlies guard Brevin Knight enters his seventh season alongside Pete Pranica as an analyst on Grizzlies television broadcasts. Knight also appears as a commentator on the Grizzlies LIVE! pregame and postgame show for all telecasts on FOX Sports Southeast.

Knight debuted in the broadcast booth with the Charlotte Bobcats, working as a radio analyst for Bobcats home games, and served as an NBA TV correspondent during the 2006 NBA Playoffs.

Drafted in the first round (16th overall) of the 1997 NBA Draft by the Cleveland Cavaliers following a standout four-year collegiate career at Stanford University, Knight appeared in 729 regular season games (423 starts) over his 12-year NBA career (1997-2009) and averaged 7.3 points and 6.1 assists in 24.9 minutes for Cleveland, Atlanta, Memphis, Phoenix, Washington, Milwaukee, Charlotte, the Los Angeles Clippers and Utah.

Knight was named to the 1997-98 All-Rookie First Team after leading the NBA in total steals (196) and ranked inside the league's Top 10 in assists per game four times during his career, finishing second with 9.0 assists per game in 2004-05 and third with 8.8 in 2005-06. He competed in 108 games (15 starts) and recorded 5.4 points and 5.0 assists in 19.3 minutes for the Grizzlies during the team's first two seasons in Memphis (2001-03).

The East Orange, N.J. native was named First Team All-American as a senior at Stanford.

Knight and his wife, Deena, have two daughters, Brenna and Kayla, and one son, Donevin.



SEAN TUOHY

TELEVISION ANALYST

Adding color commentary to Grizzlies broadcasts is a perfect fit for former standout Ole Miss point guard Sean Tuohy, who enters his 16th season as an analyst for the Memphis Grizzlies, his 10th on television broadcasts.

When Tuohy walked off the court after his last Ole Miss game, he had shattered every major SEC assists-related record. He was the all-time leader in assists (830) for Ole Miss and the Southeastern Conference, and still holds several records. Tuohy teamed with current Grizzlies assistant coach Elston Turner to lead the Rebels to their first ever SEC Championship (1981), and the program's first NCAA Tournament appearance.

Inducted into the Ole Miss Sports Hall of Fame in 1998, Tuohy was the first four-year Rebel to graduate with a winning record (62-55). He has been named to the Ole Miss All-Century team as well as a legend in the SEC.

Drafted by the New Jersey Nets in the 1982 NBA Draft, the New Orleans native opted to continue his athletic career overseas before returning to the Mid-South to lead another team, this time in the fast food industry. As founder and president of RGT Management Inc., Tuohy is a successful entrepreneur that currently owns, operates and oversees the day-to-day administration of the system's 93 restaurants, which include Taco Bell, KFC and Long John Silver's franchises.

Prior to joining the Grizzlies broadcast booth, Tuohy spent seven seasons as a radio analyst for Ole Miss broadcasts as well as national broadcasts for Westwood One and CBS Radio.

Tuohy has been married to his college cheerleader sweetheart, the former Leigh Anne Roberts, for 34 years, and they are the proud parents of daughter Collins (29) and sons Michael Oher (30) and Sean, Jr. (23), who plays basketball and football at Southern Methodist University.

The life and childhood of Oher, currently an offensive tackle with the Carolina Panthers, was the subject of the 2006 New York Times best seller *The Blind Side: Evolution of a Game* by Michael Lewis. Oher won Super Bowl XLVII as a member of the Baltimore Ravens, defeating the San Francisco 49ers, 34-31.

The book was adapted into the 2009 film *The Blind Side*, which earned numerous accolades, including an Academy Award nomination for Best Picture. Starring Sandra Bullock, who won the Academy Award for Best Actress for her portrayal of Leigh Anne, and Tim McGraw as Sean, the film grossed over \$300 million domestically, making it the highest-grossing sports drama of all-time. In addition to his demanding business, broadcasting and philanthropic schedules, Tuohy is heavily involved in supporting their family charity, The Making it Happen Foundation. This charity promotes awareness, provides hope and improves standards of living for all the children fighting to survive in the invisible cracks in society.

Through all of their projects, the Tuohy family continues their mission to inspire hope, ignite generosity, and make it happen for the deserving, but underserved youth. In July 2010, he and his wife, released the New York Times best-seller, *In a Heartbeat: Sharing the Power of Cheerful Giving*. The Tuohy family's inspirational story has been covered all over the national media, including CNN, Fox and Friends, Good Morning America, 20/20, The Today Show, Dr. Drew, Sean Hannity, Katie, Huffington Post Live and Huckabee, to name a few.



ROB FISCHER

TELEVISION SIDELINE REPORTER/GRIZZLIES LIVE! HOST

A well-known sports personality in the Mid-South, Rob Fischer enters his 10th season as the Grizzlies television sideline reporter. He also provides complete breakdowns and in-depth analysis on Grizzlies LIVE! pregame and postgame shows alongside television analyst Brevin Knight and Grind City Media digital host Chris Vernon.

Fischer hosts "Fish 'N Stats" on Sports 56 WHBQ (560 AM/87.7 FM) from 3-6 p.m. weekdays with Brett Norsworthy. After moving to Memphis in 2002, he was the color television analyst for the University of Memphis Tigers football games on ABC 24/UPN 30 for three seasons (2003-05).

Fischer began his radio career in 1992 in St. Louis hosting a daily talk show, St. Louis Rams pre and postgame shows and a weekly football show with former Rams wide receiver Jack Snow. After moving to Las Vegas in 1995, he worked nationally on SportsFan Radio Network, hosting a nightly, six-hour call-in show, a weekly hockey program with NHL Hall of Famer Phil Esposito and a weekly, game-day program with former NFL quarterback Sean Salisbury.

Throughout his broadcasting career, Fischer has covered major sporting events such as the Super Bowl, the Kentucky Derby, the Breeder's Cup, the Indianapolis 500, the NCAA men's basketball Final Four, the Summer Olympics, NBA training camp, NFL training camp and MLB spring training.

The St. Louis native is married to wife Dipti and has one daughter, Keegan and one son, Colton.



SCOTT ZACHRY

DIRECTOR, GRIZZLIES BROADCAST AND FEATURE PRODUCTION

Veteran sports broadcasting professional Scott Zachry enters his fifth season with the Grizzlies, his first as director of broadcast and feature production, and 27th in the NBA. In his current role, Zachry oversees the team's live game broadcasts for television and radio while also producing all of the Grizzlies' FOX Sports Southeast telecasts.

Zachry began his career at the ABC affiliate in Portland, Ore. as a sports producer and reporter. After five years at KATU he advanced to the Portland Trail Blazers where during his 22 years with the team his role grew from television and radio host to director of game operations to game producer to

executive producer.

An avid sports fan, Zachry counts two NBA Finals runs and working with the original Dream Team at the Basketball Tournament of the Americas in 1992 as high points during an accomplished career.



ERIC HASSELTINE

RADIO PLAY-BY-PLAY ANNOUNCER

Eric Hasseltine returns for his 16th season with the Grizzlies, teaming with analysts Hank McDowell, Elliot Perry and Mike Wallace to provide play-by-play commentary for all Grizzlies preseason, regular season and postseason games. He also hosts "The Eric Hasseltine Show" weekdays from 2-4 p.m. on the Grizzlies' flagship radio station 92.9 FM ESPN.

Joining the team upon its arrival in Memphis in 2001, Hasseltine served the first three seasons as the team's radio pre-game, halftime and post-game host along with television sideline reporting duties before taking over his current role in January of 2005 after the tragic passing of Don Poier.

His broadcasting credits include working for the flagship station of the Sacramento Kings as a reporter and host of a weekly NBA show, doing play-by-play for both football and basketball at UC Davis in California, as well as covering the NFL's Oakland Raiders for three seasons.

The Walnut Creek, Calif. native graduated from UC Davis in 1996. He has a daughter, Kate, and son, Austen.



HANK MCDOWELL

RADIO ANALYST

Memphis native and former Memphis State basketball player Hank McDowell enters his 11th season as an analyst with the Grizzlies radio broadcast team alongside play-by-play announcer Eric Hasseltine.

A 1981 graduate of Memphis State, he was the 1980 and 1981 MVP of the Tigers' men's basketball teams before being drafted in the fifth round of the 1981 NBA Draft by the Golden State Warriors. McDowell spent six seasons in the NBA (1981-87), averaging 2.9 points and 2.3 rebounds in 206 games for Golden State, Portland, San Diego, Houston and Milwaukee. He also played overseas in Italy

and Spain.

Following his playing career, McDowell launched Memphis-based McDowell Marketing, a local business specializing in corporate apparel and promotional products.

McDowell also served as the radio analyst for the University of Memphis men's basketball team for eight seasons and is currently their television analyst.

McDowell and his wife Carol have two sons, Patrick and Jake.



ELLIOT PERRY

RADIO ANALYST

Memphis native Elliot Perry enters his ninth season on the Grizzlies' radio broadcast as an analyst alongside play-by-play announcer Eric Hasseltine.

A graduate of Treadwell High School, Perry started every game in his four-year collegiate career (1987-91) with his hometown Memphis State Tigers and led the team to two NCAA Tournament berths, including a second round appearance in 1987. The slashing point guard averaged 17.5 points, 4.3 assists and 3.5 rebounds in 126 games for the Tigers before graduating with a degree in marketing.

Drafted in the second round (37th overall) of the 1991 NBA Draft by the Los Angeles Clippers, Perry averaged 6.3 points and 3.1 assists in 547 career games over 10 seasons for seven different teams, including a two-game stint with the Memphis Grizzlies in his final NBA season (2001-02). Perry, who became known as "Socks" because of his trademark knee-highs, finished runner-up for the 1995 NBA Most Improved Player Award after averaging 9.7 points, 4.8 assists and 1.9 steals per game in a breakout season for the Phoenix Suns.

In addition to his current role, Perry has been a limited partner of the Grizzlies' ownership group since 2005 and is entering his third season in the basketball operations as director of player support. In this role, Perry's responsibilities include but are not limited to preparing Grizzlies players for life after basketball and advising with respect to community investment.

Perry, a 2009 inductee in the Tennessee Sports Hall of Fame, is committed to making a difference in his community. He founded the SOCKS (Supporting Our Community and KidS) Banquet to provide financial support to those organizations that are making a difference in the Memphis area as it relates to kids. Perry also is an active member of the Grizzlies Foundation mentoring programs and serves as Chairman of the Grizzlies Foundation Board. He also is a current board member of Teach for America (TFA).





MICHAEL WALLACE

GRIND CITY MEDIA SR. EDITOR, CONTRIBUTOR AND ANALYST

Michael Wallace enters his first season as senior editor and contributor for Grind City Media, where he provides columns, commentary and news reporting, and also serves as a broadcast analyst on the Grizzlies LIVE! pregame and postgame shows. In addition, Wallace is a rotating member of the Grizzlies' radio broadcast team alongside Eric Hasseltine, Elliot Perry and Hank McDowell for home and road games.

Prior to joining the Grizzlies, Wallace spent six years as an NBA reporter with ESPN and contributed to ESPN.com's 'Heat Index,' a groundbreaking digital media site that chronicled LeBron James' four seasons with the Miami Heat, which featured four consecutive trips to the NBA Finals and two championships. Wallace was also a regular co-host on ESPN Radio's national weekend show lineup and a daily co-host on ESPN's radio affiliate in Miami.

An award-winning newspaper journalist recognized the past two decades by APSE, NABJ and the NAACP, Wallace's reporting on sports, politics, crime and education has appeared in the Miami Herald, Washington Post, San Antonio Express-News, Birmingham News, Jackson (MS) Clarion-Ledger, Tallahassee Democrat and The (Shreveport) Times. Wallace is also active in community programs, including the Police Athletic League, faith-based prison ministry outreach and Duffels4Kids to benefit foster/adoptive children.

Wallace received his bachelor's degree from Grambling State University and is pursuing a master's degree in new media communications. He lives in Memphis with his wife and children.



CHRIS VERNON

GRIND CITY MEDIA DIGITAL HOST AND CONTRIBUTOR/
GRIZZLIES LIVE! ANALYST

Chris Vernon enters his first season as a digital host and contributor for Grind City Media and his fourth season on the Grizzlies broadcast team as an analyst on the Grizzlies LIVE! pregame and postgame shows, where he helps provide complete breakdowns and in-depth analysis for all home games alongside television analyst Brevin Knight and sideline reporter Rob Fischer.

Vernon hosts "The Chris Vernon Show" on Grizzlies.com, his 12th season helming the show. "The Chris Vernon Show" has netted multiple awards over the years, including The Memphis Flyer's "Best of Memphis" honors as "Best Radio Personality," "Best Drive Time Show" and "Best Sports Radio Show,"

most recently in 2016.

Outside of his Grizzlies responsibilities, Vernon serves as host of "The Ringer NBA Show" and "Ringer University" as part of The Ringer Podcast Network where he serves up insights and analysis for basketball and college football.

A graduate of Freed Hardeman University, Vernon has lived and worked in Memphis since 2000, covering the Grizzlies since their inaugural season in the Bluff City. He previously lived in New York and St. Louis.



ALEXIS MORGAN

GRIND CITY MEDIA DIGITAL CONTENT REPORTER

Alexis Morgan enters her first season as a digital content reporter for Grind City Media. From player and coach interviews and features to everything hot happening at FedExForum, Morgan has all the latest news, trends and developments covered.

Morgan was previously the on-air host and producer for SLAM Magazine and a contributing writer for Bleacher Report, Sports Illustrated and Complex. In addition, she has covered major sports and entertainment events such as the Oscars, Super Bowl, New York Fashion Week, the NBA All-Star Game and the ESPYS.

In college, Alexis studied public relations, broadcast journalism and French at Penn State University and received her master's degree in journalism from Columbia University.



GRIZZLIES.COM

OFFICIAL WEBSITE OF THE MEMPHIS GRIZZLIES

Stay connected to your home team with grizzlies.com – the official website of the Memphis Grizzlies. From buying tickets, breaking news and behind-the-scenes features to community activities, live chats, post-game recaps, photos, social updates and video highlights, grizzlies.com offers something for Grizzlies fans of all ages to connect with their home team.

Grizzlies Official Mobile App

Download the new Grizzlies Official Mobile App for iPhone, iPad and Android devices. Stay connected at home, on the road and wherever you go. Get Grizzlies news, alerts, stats, videos and exclusive offers. Plus, stay connected via our social channels. And stay tuned for new and exciting features scheduled for our app in the coming months.

Grizzlies E-News

Sign up to receive the latest news and special offers delivered right to your inbox each week from your Memphis Grizzlies. Visit grizzlies.com for more information.

Grizzlies Fan Boards

Share your thoughts and opinions about the team's progress and improvements with fellow fans from around the globe by joining the biggest fans in Grizz Nation. Get on the Fan Boards and connect with Grizz Nation! ¿Se habla Español? Our Spanish-speaking fans can discuss the progress of 2013 NBA Defensive Player of the Year Marc Gasol en Español en el Foro del Equipo.

FEDEXFORUM.COM

Looking for the latest information about FedExForum, the Mid-South's most luxurious sports and entertainment venue? Visit fedexforum.com, where you can find our A-to-Z Visitor Guide and everything from the event calendar to parking information. Fans can purchase tickets to FedExForum events and sign up to receive FedExForum Event Alert e-mails for the latest show information and subscriber presale opportunities. Fans attending a Grizzlies game can get an early view from their seats with Seats in 3D, which shows realistic views of the floor surface from every section of the arena. Visit fedexforum.com to learn about Memphis' most exciting entertainment venue located in the heart of downtown on historic Beale Street.



@memgrizz
@FedExForum



MemphisGrizzlies
FedExForum



+MemphisGrizzlies
+FedExForum



@memgrizz
@fedexforum

901.888.HOOP
GRIZZLIES.COM



TELEVISION STATIONS

WREG (CBS 3)
803 Channel 3 Dr.
Memphis, TN 38103
Main: (901) 543-2111
Fax: (901) 543-2167
Sports Director: Glenn Carver (901) 543-2117
Sports Anchor/Reporter: Mike Ceide (901) 543-2118

WMC (NBC 5)
1960 Union Ave.
Memphis, TN 38104
Main: (901) 726-0555
Fax: (901) 278-7633
Sports Director: Jarvis Greer (901) 726-0568

WHBQ (FOX 13)
485 South Highland St.
Memphis, TN 38111
Main: (901) 320-1313
Fax: (901) 320-1366
Sports Director: Peter Fleischer (901) 320-1340

WATN LOCAL 24 TV (ABC 24)
1725 N. Shelby Oaks Drive, Suite 101
Memphis, TN 38134
Main: (901) 321-2430
Fax: (901) 321-7524
Sports Director: Doc Holliday (901) 321-7628
Sports Anchors/Reporters: Bryan Fenley (901) 321-7613,
Jessica Benson (901) 321-7615

Fox Sports Southeast
1175 Peachtree St. NE
100 Colony Square, Suite 200
Atlanta, GA 30361
Main: (404) 230-7300

RADIO STATIONS

Flagship Station:
WMFS (ESPN 92.9 FM / 680 AM)
1835 Moriah Woods Blvd., Building #1
Memphis, TN 38117
Main: (901) 384-5900
Program Director: Brad Carson

WHBQ (Sports 56.7 FM / 560 AM)
Flinn Broadcasting Company
6080 Mt. Moriah Rd.
Memphis, TN 38115
Main: (901) 375-9324
Program Director: Eli Savoie

SPORTS EDITORS, WRITERS
AND COLUMNISTS - LOCAL

Commercial Appeal
495 Union Ave.
Memphis, TN 38103
Main: (901) 529-2345
Fax: (901) 529-2362
Executive Sports Editor: David Williams (901) 529-2361
Grizzlies Beat Reporter: Ronald Tillery (901) 529-2353
Columnist: Geoff Calkins (901) 529-2364
Reporter: Chris Herrington (901) 415-4778

Associated Press
495 Union Ave.
Memphis, TN 38103
Main: (901) 525-1972
Fax: (901) 525-1978
Sports Editor: Teresa Walker (615) 373-9988
Memphis Correspondent: Clay Bailey (901) 529-5263

Memphis Business Journal
80 Monroe Ave., Suite 600
Memphis, TN 38103
Main: (901) 523-1000
Fax: (901) 526-5240
Sports: Michael Sheffield (901) 259-1722

Contemporary Media
Memphis Flyer, Memphis Magazine
460 Tennessee St., Suite 200
Memphis, TN 38103
Main: (901) 521-9000
Fax: (901) 521-0129
Sports Reporter for the Memphis Flyer:
Kevin Lipe (901) 521-9000
Managing Editor for Memphis Magazine:
Frank Murtaugh (901) 575-9432

Memphis Daily News
193 Jefferson Ave.
Memphis, TN 38103
Main: (901) 523-1561
Fax: (901) 526-5813
Sports Columnist: Don Wade (901) 528-8622

Tri-State Defender
203 Beale Street, Suite 200
Memphis, TN 38103
Main: (901) 523-1818
Fax: (901) 578-5037
Sports: Dr. Karanja Ajanaku (901) 746-5205

Mid-South Tribune
1095 Forrest Ave.
Memphis, TN 38105
Sports: William Larsha (901) 649-8009

SPORTS PUBLICATIONS -
REGIONAL

The Clarion Ledger
201 South Congress
Jackson, MS 39201
Main: (601) 961-7000
Fax: (601) 961-7224

DeSoto Times-Tribune
2445 Hwy 51
Hernando, MS 38632
Main: (662) 429-6397
Fax: (662) 429-5229

West Memphis Evening Times
P.O. Box 459
1010 Hwy 77
West Memphis, AR 72303
Main: (870) 735-1010
Fax: (870) 735-1020

The Tennessean
1100 Broadway
Nashville, TN 37203
Main: (615) 259-8000
Fax: (615) 259-8826

The Jonesboro Sun
518 Carson St.
Jonesboro, AR 72401
Main: (870) 935-5525
Fax: (870) 935-5823

Arkansas Democrat-Gazette
P.O. Box 2221
121 East Capitol Ave.
Little Rock, AR 72203
Main: (501) 378-3400
Fax: (501) 378-4521



MEDIA

THE DON POIER MEDIA CENTER

On January 21, 2005, the Memphis Grizzlies suffered a tremendous loss when the team's play-by-play announcer, Don Poier, passed away at the age of 53. Poier was known as "the Voice of the Grizzlies," serving as a radio and television announcer since the team's inception in Vancouver in 1995.

He brought to Grizzlies broadcasts knowledge of the team and passion for the game that was second to none. His legacy to the franchise was secured in April 2005 when the team named the media suite at FedExForum the Don Poier Media Center. A banner was also hung from the rafters in his honor.



When the Grizzlies moved to Memphis from Vancouver in 2001, Poier immediately became a fixture in Memphis. Fans who had never heard him call a game before instantly fell in love with his style. He was the team's biggest supporter, yet was unafraid to tell the truth if the team was playing poorly.

His catchphrases, which he always came up with on the spot, never failed to make listeners chuckle. His signature phrase, 'Only in the movies and in Memphis,' was used regularly during the 2003-04 season as the team embarked on its amazing 50-win season and first playoff appearance. As one of the original Grizzlies, no one was more excited to be a part of that season's magical ride than Don Poier, who had been through the highest of highs and lowest of lows with the Grizzlies. But Poier's contributions in the broadcast booth were only the tip of the iceberg of a life that touched so


many. His wife, Barb, came to every Grizzlies home game and became as much a fixture at the arena as her husband.

Don and Barb derived great pleasure from their blended family, which included Don's three daughters, Barb's five children and 10 grandchildren. Although these were the immediate members of Poier's family, by no means were they the only members.

Anyone who worked for the Grizzlies organization was a member of the Poier family. He made a point of introducing himself to everyone he didn't know. His large family grew to thousands as he recruited each fan who listened to his distinctive booming voice.

His spirit and generosity also extended to the community. Poier was a fixture at Grizzlies community events, attending dozens of events on behalf of the Grizzlies every year. He was a member of the Bellingham Boys and Girls Club in Washington State, and hosted a summer golf tournament in his home state of Washington.

Poier's memory will always be treasured by his Grizzlies family.



The Grizzlies honored Don Poier, "The Voice of the Grizzlies," by naming the media center in FedExForum after him.

COMMUNITY





MEMPHIS GRIZZLIES COMMUNITY ENGAGEMENT

Mission Statement

The Memphis Grizzlies organization is committed to making a meaningful difference in the lives of families in need across the Mid-South region. Whether as individuals or as a team, our players are actively engaged in giving back through activities and initiatives that reflect their personal passions and those of the entire Memphis community.

Through a focus on philanthropy, community investment, education and sports development initiatives, the Grizzlies organization is actively building a "Greater Memphis" off and on the court. The broad areas of support include community service, education, and health and fitness.

Community Outreach

The Memphis Grizzlies invest in communities throughout the Mid-South by providing quality services, programs, events and in-kind donations that support the needs of area schools, hospitals and non-profits. Grizzlies Community Engagement programs and initiatives include: the player-led Tickets for Kids initiative; the Annual Tip-Off Luncheon supporting St. Jude Children's Research Hospital; Grizzlies Holiday Toy Drive and other Season of Giving events; St. Jude Children's Research Hospital's Thanks and Giving and Hoops for St. Jude campaigns; NBA Fit Week activities; Black History Month in-game recognition ceremonies; and Grizzlies Green Week.

Our players are also very active in giving back to the community. Mike Conley invites basketball and bowling fans to join the fight against sickle cell at his Annual Bowl-n-Bash. Every year, Tony Allen hosts his "Tony Allen Karaoke Night" benefiting the Juvenile Intervention and Faith-Based Follow-Up (JIFF). Both Marc Gasol and Mike Conley are St. Jude Ambassadors. Zach Randolph, three-time regular season winner of the Kia Community Assist monthly award and season-long finalist for the Kia Community Assist Award, continues the Zach Randolph Community Assistance Fund to help families in need.

Education

The NBA's **Read to Achieve** Program is the most extensive educational outreach initiative in the history of professional sports. It is designed to encourage elementary school students to develop a lifelong love for reading and to promote the value of reading and literacy. Since the Grizzlies moved to Memphis from Vancouver in 2001, players, coaches and staff members have been actively involved in Read to Achieve, hosting reading assemblies and other in-school challenges. Each season, the Grizzlies partner with presenting sponsor International Paper and KPMG to host a Read to Achieve Celebration at FedExForum. Students are eligible to attend the Celebration if they complete the annual Grizzlies Reading Challenge: read six books in six weeks.

More than 6,000 students across Shelby County Schools participate in the Read to Achieve program every year.

In the Fall of 2015, the Memphis Grizzlies, Shelby County Schools, and Seeding Success launched the **RePresent Every Day Campaign** to bring awareness to the high rates of chronic absenteeism in our schools in order to improve attendance. Tony Allen served as the face and voice of the campaign, recording automated phone calls to families and appearing in promotional materials throughout the campaign. The effort resulted in positive improvements in attendance rates and Tony has once again agreed to lead the campaign.

This year, the Grizzlies have identified 10 target schools - all "high-need" with significant chronic absenteeism. Each quarter the team will provide these schools with a box of incentives that can be leveraged to inspire good attendance and to recognize those students who improve their attendance throughout the year. In addition to the 10 target schools, the Memphis Grizzlies will provide rewards to all schools that demonstrate success in reducing the rate of chronically absent students.

Health & Fitness

Committed to creating a healthier Mid-South, the Grizzlies work to increase access to health and fitness options, educating individuals about healthy life choices and inspiring individuals to make healthy decisions. In 2013, the Memphis Grizzlies became the first and only sports team to win the President's Council on Fitness, Sports & Nutrition.

RiverFit at Tom Lee Park is an example of how the team is helping to reimagine urban green spaces across Memphis. Believing that the best parks are the parks people use most, the Grizzlies, in partnership with BlueCross BlueShield and the City of Memphis, encouraged park users to become co-creators, to be involved in transforming local green space to meet the needs of the community. And they did, providing valuable input into the park design.

Originally planned as a temporary installation, the success of RiverFit led to a permanent year-round fitness zone that continues to be refreshed with new features installed on an annual basis.

As part of the Grizzlies Community Courts initiative, the Memphis Grizzlies work alongside members of the community to refurbish basketball courts across Memphis. We also collaborate with schools and community groups throughout the city to develop a regular schedule of on-site programming to continuously extend the value of the renovated space. This season's projects include the Halle Courts at Mt. Moriah Precinct and the courts at the Charles Powell Community Center.

The Lady Bears, the Grizzlies' auxiliary group, works closely with the Community Investment and Basketball Operations departments to support outreach initiatives throughout the Mid-South community. Members are comprised of women who play a significant role in the lives of Grizzlies players, coaches, basketball operations and ownership staff. This past season the Lady Bears hosted a Thanksgiving dinner at the Salvation Army's Purdue Center of Hope in November for the sixth straight year. The ladies, along with coaches, players and other family members, served Thanksgiving dinner to homeless women and children.

To learn more about the Memphis Grizzlies' community engagement initiatives, visit grizzlies.com/grizzliescares.

MEMPHIS GRIZZLIES FOUNDATION

The Memphis Grizzlies Foundation is a non-profit organization dedicated to harnessing the power and promise of sport to transform lives, particularly those of children living at risk. As the philanthropic arm of the Grizzlies organization, the Foundation is focused on finding, funding and creating youth mentoring and development programs in Memphis that help students discover and meet their potential.

Since 2001, the Foundation has invested more than \$40 million in three strategic focus areas related to youth development: innovative K-12 education programming, high-impact health and fitness initiatives, and expanded platforms for youth mentoring - all as a means to help prepare every student in Memphis for success in college, career and life.

Grizzlies TEAM UP Youth Mentoring Partnership

The TEAM UP Youth Mentoring Partnership unites a broad range of local community organizations, businesses and civic leaders to promote, support and advocate youth mentoring. With a focus on increasing the number and impact of mentor relationships in Memphis, the Partnership provides resources, leadership, and, in some cases, funding to more than 40 local mentoring programs in support of 1,500 mentor relationships.



In addition, the Grizzlies Foundation provides grants to a dozen local organizations that use mentoring in unique ways. Examples include, CodeCrew which teaches students how to code through practical, hands-on computer science training with local tech professionals acting as mentors; and, Write On, Speak Out! a poetry mentorship program that develops writing, creative and performance skills through spoken word poetry. Students are matched with local mentor-poets to cultivate and help foster their talent.

As the "hub" for youth mentoring in the Mid-South, any individual or organization interested in mentoring will find the resources and guidance necessary to get involved in a meaningful, lasting way. For more information, visit grizzliesfoundation.org or email mentor@grizzlies.com

TEAM Mentor Program

The TEAM Mentor Program (TMP) is part of a network of programs funded by the Memphis Grizzlies Foundation to leverage the mentor relationship to better prepare students for success. A unique and innovative model, TEAM Mentor places three volunteer adult mentors with nine students to form a TEAM; each TEAM functions as a micro-community with its own identity, culture, values and voice.

Using curriculum developed in partnership with Facing History and Ourselves, the program is designed to help young people 1) make sense of their social context and how they fit into it, 2) create sustained relationships with adults who can provide them with knowledge, motivation and networks to succeed, and 3) act collaboratively with others to promote a better future for themselves and their communities.

Currently, the program operates within five charter schools in Memphis - Soulsville Charter School, KIPP Memphis Academy Middle, Memphis Grizzlies Preparatory Charter School, Power Center Academy and Freedom Preparatory Academy - and manages 28 mentor/mentee TEAMS, including approximately 80 mentors and 250 7th and 8th grade youth across these five charter school sites. The TEAMS are grade and sex segregated in order to address developmental and gender differences across middle school youth.

GrizzFit Kids Bootcamp

It is widely accepted that sport provides the most effective "language" to communicate with young people, one that transcends gender, race, geography and socioeconomic barriers. And, because of its central place in society, it is also understood that sport can resolve conflict, inspire and educate people in a way that few other activities can.

In 2015-2016, its first year of program implementation, the GrizzFit Kids Bootcamp served 150 children ages 8-14 at three locations - Lester Community Center, Emmanuel Center and RiverFit@Tom Lee Park. Students represented seven public and charter schools across five zip codes.

Expanding to six sites this year, the Bootcamp will operate three sessions: fall and spring sessions meet once or twice per week (depending on location) for 10 weeks each, and summer session meets three times per week for three weeks.

Memphis Grizzlies Scholars Program

The Memphis Grizzlies Scholars Program is a selective pre-college prep program for high-performing/high-potential middle school students in Memphis, TN. Scholars are accepted to participate in an immersive learning experience structured to accelerate student growth, achievement, leadership skills, and culture identity, while ultimately preparing the student to apply for rigorous independent, optional, or boarding high schools.

Launched in partnership with Mid South Ford Dealers, the program curriculum is divided into three distinct phases - academic enrichment, academic counseling and support, and leadership development. The year-long course of study involves several extraordinary educational, cultural, and progressive activities provided through partnership with Bridges, New Memphis, Hattiloo Theatre, CodeCrew, and Reach Memphis. The year-long course of study includes:

- The Bridge Builders Summer Leadership Conference
- Four (4) intensive Weekend Retreats designed to provide skill and leadership development
- Additional instructional time in core subject areas
- A two-week summer experience at Deer Hill Expeditions
- Experienced guidance, assistance and support through the high school application process
- A qualified, trained Mentor who matriculates through the program alongside them



NBA CARES

Memphis Grizzlies Preparatory Charter School

America is experiencing a 'boys crisis,' particularly among boys of color - nationally, boys lag behind girls in not only academic achievement, but also in social and economic development.

Grizzlies Prep serves an all-male, largely African-American population of 6th-8th graders. It is the only public middle school in the nation founded by an NBA team. It is also one of only a few schools to consistently grow students an average of two grade levels per year.

Community members now have opportunities to volunteer at Grizzlies Prep as tutors and mentors. For more information, visit GrizzliesPrep.org.



Diane Terrell
Vice President, Community Engagement
& Executive Director of the Grizzlies Foundation



Desiree Robertson
Sr. Manager, TEAMUP
Youth Mentoring Partnership



Joel Katz
Sr. Manager, TEAMUP
Youth Sports Partnership



Tim Jordan
Manager,
NBA Player Initiatives



Tiffani Morrow
Sr. Coordinator,
TEAM Mentoring Program



Mason Macsey
Coordinator,
Education Initiatives



Mya Orr
Specialist, TEAM
Mentor Program



Laquita Johnson
Coordinator
Partner Projects



Jamal Boddie
Coordinator,
Sport Activation



Candace Hamer
Coordinator,
Evaluation and Impact



LeGerald Collier
SBYD Fellow



Sharada Collier
Specialist,
GrizzFit Kids Bootcamp



Joseph Grushko
Intern,
Grizzlies Foundation

NBA CARES

NBA Cares is the league's global social responsibility program that builds on the NBA's mission of addressing important social issues. NBA Cares programs and participants have provided more than 3.7 million hours of hands-on service and created more than 1,040 places where kids and families can live, learn or play in communities around the world. The NBA also engages more than 12 million youth annually, inspiring play and teaching the values of the game. NBA Cares works with internationally recognized youth-serving programs that support education, youth and family development, and health-related causes, including: Thurgood Marshall College Fund, Special Olympics, YMCA of the USA, Boys & Girls Clubs of America, UNICEF, the Make-A-Wish Foundation, Share Our Strength and GLSEN.



HISTORY





ALL-TIME TEAM RECORDS

WON & LOST RECORDS

(Franchise records shown in bold)

YEAR-BY-YEAR RECORDS

Season	Overall Record				Home			Road			Record by Months							
	W	L	Pct	GB	Finish	W	L	Pct	W	L	Pct	Oct/Nov	Dec	Jan	Feb	Mar	Apr	May
2015-16	42	40	.512	25	3rd SW	26	15	.634	16	25	.390	10-8	8-8	10-4	7-4	6-10	1-6	
2014-15	55	27	.671	1	2nd SW	31	10	.756	24	17	.585	15-2	8-6	12-4	7-4	9-8	4-3	
2013-14	50	32	.610	12	3rd SW	27	14	.659	23	18	.561	8-8	5-9	12-3	7-5	12-5	6-2	
2012-13	56	26	.683	2	2nd SW	32	9	.780	24	17	.585	12-2	7-7	10-7	9-2	11-6	7-2	
2011-12	41	25	.621	9	2nd SW	26	7	.788	15	18	.455		1-2	10-8	9-5	8-7	13-3	
2010-11	46	36	.561	15	4th SW	30	11	.732	16	25	.390	8-10	6-8	11-6	8-4	9-5	4-3	
2009-10	40	42	.488	15	4th SW	23	18	.561	17	24	.415	6-12	9-4	10-5	5-8	8-7	2-6	
2008-09	24	58	.293	30	5th SW	16	25	.390	8	33	.195	4-13	6-9	1-13	4-8	4-11	5-4	
2007-08	22	60	.268	34	5th SW	14	27	.341	8	33	.195	5-10	3-12	5-11	1-11	5-11	3-5	
2006-07	22	60	.268	45	5th SW	14	27	.341	8	33	.195	4-11	3-14	5-10	3-9	4-11	3-5	
2005-06	49	33	.598	14	3rd SW	30	11	.732	19	22	.463	10-5	9-5	7-8	5-8	10-6	8-1	
2004-05	45	37	.549	14	4th SW	26	15	.634	19	22	.463	5-10	9-7	12-3	5-5	8-6	6-6	
2003-04	50	32	.610	8	3rd Mid	31	10	.737	19	22	.463	7-8	8-9	10-4	10-3	13-2	2-6	
2002-03	28	54	.341	32	6th Mid	20	21	.488	8	33	.195	2-14	7-8	4-10	5-7	8-9	2-6	
2001-02	23	59	.280	35	7th Mid	15	26	.359	8	33	.195	3-12	6-9	4-11	2-10	4-11	4-6	
MEM	551	581	.487			335	231	.592	216	350	.382	89-117	87-109	113-103	80-89	113-104	69-58	

2000-01	23	59	.280	35	7th Mid	15	26	.359	8	33	.195	6-9	2-13	4-11	6-8	3-11	2-7	
1999-00	22	60	.268	33	7th Mid	12	29	.293	10	31	.244	3-11	3-12	6-8	6-7	1-14	3-8	
1998-99	8	42	.160	29	7th Mid	7	18	.280	1	24	.040				4-9	2-15	2-15	0-3
1997-98	19	63	.232	43	6th Mid	14	27	.341	5	36	.122	7-11	3-9	3-13	1-9	2-14	3-7	
1996-97	14	68	.171	50	7th Mid	8	33	.195	6	35	.146	2-15	4-10	2-15	3-9	1-13	2-6	
1995-96	15	67	.183	44	7th Mid	10	31	.244	5	36	.122	2-13	3-12	5-9	1-8	0-17	4-8	
TOTAL	652	940	.410			401	395	.504	251	545	.315	109-176	102-165	133-159	101-139	122-189	85-109	0-3

Season	Southwest		Pacific		Northwest		Western Conf		Atlantic		Southeast		Central		Eastern Conf	
	W	L	W	L	W	L	W	L	W	L	W	L	W	L	W	L
2015-16	7	9	9	9	9	9	25	27	7	3	3	7	7	3	17	13
2014-15	9	7	13	5	13	5	35	17	8	2	7	7	5	5	20	10
2013-14	4	12	14	4	11	7	29	23	6	4	8	2	7	3	21	9
2012-13	10	6	12	4	12	6	34	18	8	2	6	4	9	2	22	8
2011-12	7	8	9	7	10	7	26	22	4	2	5	0	6	1	15	3
2010-11	8	8	11	7	11	7	30	22	5	5	4	6	7	3	16	14
2009-10	5	11	9	9	8	10	22	30	8	2	4	6	6	4	18	12
2008-09	5	11	8	10	1	17	14	38	1	9	5	5	3	6	10	20
2007-08	2	14	4	14	5	13	11	41	4	6	5	5	2	8	11	19
2006-07	2	14	4	14	8	10	14	38	3	7	4	6	1	9	8	22
2005-06	6	10	13	5	12	6	31	21	6	4	8	2	4	6	18	12
2004-05	7	9	11	7	9	9	27	25	8	2	6	4	4	6	18	12
TOTAL	65	110	108	86	100	97			61	45	62	43	53	53		

Season	Midwest		Pacific		Western Conf		Atlantic		Central		Eastern Conf		Before AS		After AS	
	W	L	W	L	W	L	W	L	W	L	W	L	W	L	W	L
2015-16					25	27					17	13	31	22	11	18
2014-15					35	17					20	10			16	13
2013-14					29	23					21	9			21	9
2012-13					34	18					22	8			23	8
2011-12					26	22					15	3			19	15
2010-11					30	22					16	14			31	26
2009-10					22	30					18	12			26	14
2008-09					14	38					10	20			15	37
2007-08					11	41					11	19			14	38
2006-07					14	38					8	22			14	40
2005-06					31	21					18	12			29	23
2004-05					27	25					18	12			30	23
2003-04	12	12	16	12	28	24					22	8			30	22
2002-03	5	19	7	21	12	40					16	14			13	35
2001-02	7	17	7	21	14	38					9	21			14	35
MEM					327	375					224	184			336	374

2000-01	2	22	9	19	11	41	212	6	8	6	10	12	18	400	13	36
1999-00	6	18	6	22	12	40	231	5	9	5	11	10	20	333	14	34
1998-99	3	18	5	18	8	36	182	0	2	0	4	0	6	000		
1997-98	4	20	10	18	14	38	269	1	13	4	12	5	25	167	13	36
1996-97	6	18	3	25	9	43	173	4	10	1	15	5	25	167	9	42
1995-96	3	21	6	22	9	43	173	4	10	2	14	6	24	200	10	37
TOTAL					390	638	379					262	302	465	395	559

*Notes Franchise located in Vancouver, BC, Canada from 1995-96 to 2000-01 before relocating to Memphis, Tennessee in July 2001.

NBA realignment prior to the 2004-05 season divided each conference into three divisions. Prior to that, there were two divisions per conference.

ALL-TIME TEAM RECORDS



TEAM WON & LOST STREAKS

Wins & Losses	Games	First Game	Last Game
Most consecutive wins, overall & single season	8	at LA Clippers, 1/11/04	vs Denver, 1/25/04
	8	at Golden State, 11/2/12	at Charlotte, 11/17/12
	8	vs Golden State, 2/8/13	vs Dallas, 2/27/13
	8	vs Toronto, 1/21/15	at Utah, 2/4/15
Most consecutive losses, overall & single season	23	vs Atlanta, 2/16/96	at Portland, 4/2/96
Most consecutive wins, home, overall	22	vs Washington, 2/11/14	vs LA Clippers, 11/23/14
Most consecutive wins, home, single season	14	vs Washington, 2/11/14	vs Dallas, 4/16/14
Most consecutive losses, home, overall & single season	11	vs Atlanta, 2/16/96	vs Charlotte, 3/31/96
Most consecutive wins, road, overall & single season	7	at Toronto, 2/17/10	at Boston, 3/10/10
Most consecutive losses, road, overall	30	at Minnesota, 2/19/99	at Houston, 12/6/99
Most consecutive losses, road, single season	23	at Minnesota, 2/19/99	at Sacramento, 5/5/99

MONTHLY TEAM WON & LOST RECORDS

Category	Best	Month(s)	Worst	Month(s)
Overall Record	8-1 .889	April 2006	0-17 .000	March 1996
	15-2 .882	October/November 2014		
	13-2 .867	March 2004		
Home Record	9-0 1.000	April 2012	0-7 .000	March 1996
Road Record	7-1 .875	March 2004	0-10 .000	March 1996, April 1999
	7-1 .875	January 2014		

ALL-TIME SERIES

WESTERN CONFERENCE	Overall		Home		Road		EASTERN CONFERENCE	Overall		Home		Road	
	W	L	W	L	W	L		W	L	W	L	W	L
Dallas	23	59	14	27	9	32	Atlanta	14	26	9	10	5	16
Denver	30	49	23	17	7	32	Boston	18	22	9	11	9	11
Golden State	38	40	22	18	16	22	Brooklyn	20	19	11	8	9	11
Houston	31	53	22	20	9	33	Charlotte *	16	19	9	8	7	11
LA Clippers	39	40	24	15	15	25	Chicago	19	22	13	7	6	15
LA Lakers	29	49	17	22	12	27	Cleveland	14	25	10	10	4	15
Minnesota	35	45	20	20	15	25	Detroit	18	22	9	11	9	11
New Orleans **	22	26	13	11	9	15	Indiana	16	24	11	10	5	14
Oklahoma City	25	53	16	24	9	29	Miami	18	21	11	8	7	13
Phoenix	28	50	16	21	12	29	Milwaukee	20	19	11	8	9	11
Portland	34	44	18	21	16	23	New Orleans **	2	2	2	0	0	2
Sacramento	35	43	25	14	10	29	New York	20	19	11	9	9	10
San Antonio	20	63	13	29	7	34	Orlando	21	18	14	6	7	12
Utah	26	51	16	22	10	29	Philadelphia	19	21	10	11	9	10
							Toronto	22	19	12	8	10	11
							Washington	22	17	16	4	6	13
VS WC - ALL-TIME	415	665	259	281	156	384	VS EC - ALL-TIME	279	315	168	129	111	186

* Charlotte defined as statistical information from the Charlotte Hornets (1989-2002, 2014-present) and Charlotte Bobcats (2004-14) franchise. Statistical information, records and history of Charlotte NBA basketball returned to the current Charlotte franchise from the New Orleans Pelicans on May 20, 2014.

** New Orleans defined as statistical information from the New Orleans Hornets (2002-13), New Orleans/Oklahoma City Hornets (2005-07) and New Orleans Pelicans (2013-present). From 2002-03 through 2003-04, the New Orleans Hornets were members of the Eastern Conference and switched to the Western Conference at the start of the 2004-05 season.



ALL-TIME TEAM RECORDS



ALL-TIME COACHES RECORDS

Season	Head Coach	Won	Lost	Pct	Note	Assistant Coaches
MEMPHIS						
2015-16	Dave Joerger	42	40	.512		Elston Turner, Jeff Bzdelik, Bob Thornton, Shawn Respert, Duane Ticknor, Jason March
2014-15	Dave Joerger	55	27	.671		Elston Turner, Jeff Bzdelik, Bob Thornton, Shawn Respert, Duane Ticknor, Jason March
2013-14	Dave Joerger	50	32	.610	From 6/27/14	Elston Turner, Duane Ticknor, Bob Thornton, Shawn Respert
2012-13	Lionel Hollins	56	26	.683	To 6/10/13	David Joerger, Henry Bibby, Bob Thornton, Barry Hecker, Mitchell Anderson, Lloyd Pierce
2011-12	Lionel Hollins	41	25	.621		David Joerger, Henry Bibby, Bob Thornton, Barry Hecker
2010-11	Lionel Hollins	46	36	.533		Johnny Davis, Henry Bibby, David Joerger, Barry Hecker, Damon Stoudamire, Mitchell Anderson
2009-10	Lionel Hollins	40	42	.488		Johnny Davis, Henry Bibby, David Joerger, Barry Hecker, Damon Stoudamire
2008-09	Lionel Hollins	13	26	.333	From 1/25/09	Johnny Davis, Henry Bibby, David Joerger, Barry Hecker, Damon Stoudamire
	Johnny Davis	0	2	.000	1/23/09 to 1/25/09	Kevin O'Neill, Andy Greer, David Joerger, Ron DuBois
	Marc Iavaroni	11	30	.268	To 1/23/09	Johnny Davis, Kevin O'Neill, Andy Greer, David Joerger, Ron DuBois
2007-08	Marc Iavaroni	22	60	.268		Johnny Davis, Gordon Chiesa, Andy Greer, David Joerger, Ron DuBois
2006-07	Tony Barone, Sr.	16	36	.308	12/30/06 to 4/18/07	Mitchell Anderson, Paul Cormier, Lionel Hollins
	Mike Fratello	6	24	.200	To 12/28/06	Mitchell Anderson, Eric Musselman, Lionel Hollins
2005-06	Mike Fratello	49	33	.598		Mitchell Anderson, Eric Musselman, Lionel Hollins
2004-05	Mike Fratello	40	26	.606	From 12/3/04	Mitchell Anderson, Eric Musselman, Lionel Hollins
	Lionel Hollins	0	4	.000	11/26/04 to 12/1/04	Tony Barone Sr., Brendan Brown, Hal Wissel
	Hubie Brown	5	7	.417	To 11/25/04	Tony Barone Sr., Brendan Brown, Lionel Hollins, Hal Wissel
2003-04	Hubie Brown	50	32	.610		Tony Barone Sr., Brendan Brown, Lionel Hollins, Hal Wissel
2002-03	Hubie Brown	28	46	.378	From 11/15/02	Bob Staak, Scott Roth, Lionel Hollins, Mitchell Anderson
	Sidney Lowe	0	8	.000	To 11/11/02	Bob Staak, Scott Roth, Michael Adams, Mitchell Anderson
2001-02	Sidney Lowe	23	59	.280		
VANCOUVER						
2000-01	Sidney Lowe	23	59	.280		Bob Staak, Scott Roth, Michael Adams, Mitchell Anderson
1999-00	Lionel Hollins	18	42	.300	12/18/99 to 4/19/00	Jim Boylan, Jack Nolan, Lawrence Frank
	Brian Hill	4	18	.182	To 12/15/99	Lionel Hollins, Jim Boylan, Jack Nolan, Lawrence Frank
1998-99	Brian Hill	8	42	.160		Lionel Hollins, Jim Boylan, Jack Nolan
1997-98	Brian Hill	19	63	.232		Lionel Hollins, Jim Boylan, Jack Nolan
1996-97	Stu Jackson	6	33	.154	1/25/97 to 4/19/97	Lionel Hollins, Rex Hughes, Jimmy Powell
	Brian Winters	8	35	.186	To 11/23/97	Lionel Hollins, Rex Hughes, Jimmy Powell
1995-96	Brian Winters	15	67	.183		Lionel Hollins, Rex Hughes, Jimmy Powell

Season(s)	Head Coach	Won	Lost	Pct
1999-2000, 2004, 2009-13	Lionel Hollins	214	201	.516
2013-2016	Dave Joerger	147	99	.598
2004-2006	Mike Fratello	95	83	.534
2002-2004	Hubie Brown	83	85	.494
2000-2002	Sidney Lowe	46	126	.267
2007-09	Marc Iavaroni	33	90	.268
1997-1999	Brian Hill	31	123	.201
1995-1997	Brian Winters	23	102	.184
2006-2007	Tony Barone	16	36	.308
1997	Stu Jackson	6	33	.154
2009	Johnny Davis	0	2	.000

GRIZZLIES & OPPONENTS STATISTICS BY SEASON

GRIZZLIES

Season	G	Min	FG	FGA	Pct	FT	FTA	Pct	Off	Def	Total	Ast	PF	Stl	TO	Blk	Pts	Avg
MEMPHIS																		
2015-16	82	19830	3019	6859	.440	1584	2024	.783	916	2497	3413	1697	1783	724	1090	350	8126	99.1
2014-15	82	19905	3097	6763	.458	1445	1869	.773	856	2634	3490	1777	1567	700	1094	347	8062	98.3
2013-14	82	19805	3122	6723	.464	1235	1666	.741	950	2526	3476	1792	1568	631	1124	375	7884	96.1
2012-13	82	19805	2964	6679	.444	1349	1746	.773	1059	2445	3504	1715	1660	703	1144	436	7659	93.4
2011-12	66	15940	2425	5422	.447	1142	1504	.759	831	1944	2775	1290	1316	631	955	345	6269	95.0
2010-11	82	19880	3200	6801	.471	1486	1981	.750	970	2391	3361	1691	1705	771	1145	441	8195	99.9
2009-10	82	19905	3223	6875	.469	1614	2202	.733	1070	2496	3566	1543	1655	645	1248	399	8404	102.5
2008-09	82	19805	2865	6311	.454	1570	2077	.756	847	2337	3184	1423	1777	615	1252	385	7698	93.9
2007-08	82	19805	3060	6737	.454	1517	2097	.723	848	2567	3415	1574	1592	503	1251	386	8257	100.7
2006-07	82	19980	2998	6448	.465	1835	2410	.761	866	2375	3241	1680	1827	564	1343	407	8331	101.6
2005-06	82	19855	2746	6125	.448	1476	2077	.711	834	2379	3213	1586	1757	600	1134	442	7558	92.2
2004-05	82	19705	2802	6271	.447	1526	2024	.754	887	2307	3194	1716	1910	699	1197	476	7661	93.4
2003-04	82	19880	2963	6657	.445	1557	2143	.727	1047	2381	3428	1915	1903	795	1226	565	7930	96.7
2002-03	82	19930	3049	6743	.452	1430	1936	.739	943	2466	3409	1892	1678	651	1262	500	7995	97.5
2001-02	82	19780	2851	6535	.436	1334	1883	.708	984	2413	3397	1785	1571	646	1344	488	7372	89.9
Mem	1132	273980	41365	91090	.454	20516	27615	.743	12992	33661	46653	23379	23486	9154	16719	5992	109275	96.5

VANCOUVER

2000-01	82	19780	2870	6539	.439	1457	1892	.770	894	2431	3325	1899	1733	586	1291	359	7522	91.7
1999-00	82	19855	2892	6441	.449	1594	2060	.774	1005	2324	3329	1700	1881	608	1381	346	7702	93.9
1998-99	50	12175	1643	3838	.428	1009	1408	.717	650	1359	2009	964	1123	420	848	199	4443	88.9
1997-98	82	19830	3006	6567	.458	1586	2145	.739	1081	2313	3394	1960	1809	614	1405	349	7923	96.6
1996-97	82	19780	2819	6453	.437	1230	1734	.709	1023	2155	3178	1862	1755	657	1301	464	7313	89.2
1995-96	82	19880	2772	6483	.428	1446	1998	.724	957	2170	3127	1706	1852	728	1347	333	7362	89.8
Total	1592	385280	57367	127411	.450	28838	38852	.742	17602	46413	64015	3416	33639	12787	24292	8042	151540	95.2

THREE-POINT FG

1995-96: 372-1129 .329; 1996-97: 445-1274 .349; 1997-98: 325-898 .362; 1998-99: 148-453 .327; 1999-00: 324-898 .361; 2000-01: 325-947 .343; 2001-02: 336-1096 .307; 2002-03: 467-1279 .365; 2003-04: 447-1314 .340; 2004-05: 531-1486 .357; 2005-06: 590-1578 .374; 2006-07: 500-1362 .367; 2007-08: 620-1779 .349; 2008-09: 398-1106 .360; 2009-10: 344-1020 .337; 2010-11: 309-926 .334; 2011-12: 277-849 .326; 2012-13: 382-1107 .345; 2013-14: 405-1147 .353; 2014-15: 423-1246 .339; 2015-16: 423-1246 .339

2015-16: 504-1521 .331;

MEMPHIS TOTAL: 6533-18816 .347; FRANCHISE TOTAL: 8472-24415 .347

DISQUALIFICATIONS

1995-96: 14; 1996-97: 8; 1997-98: 10; 1998-99: 7; 1999-00: 19; 2000-01: 12; 2001-02: 11; 2002-03: 16; 2003-04: 24; 2004-05: 9; 2005-06: 17; 2006-07: 20; 2007-08: 14; 2008-09: 11; 2009-10: 13; 2010-11: 8; 2011-12: 7; 2012-13: 6; 2013-14: 5; 2014-15: 8; 2015-16: 4; MEMPHIS TOTAL: 173; FRANCHISE TOTAL: 233

OPPONENTS

Season	G	Min	FG	FGA	Pct	FT	FTA	Pct	Off	Def	Total	Ast	PF	Stl	TO	Blk	Pts	Avg
MEMPHIS																		
2015-16	82	19830	2947	6459	.456	1619	2107	.768	830	2711	3541	1792	1732	576	1327	469	8310	101.3
2014-15	82	19905	2954	6684	.442	1225	1651	.742	864	2616	3480	1652	1662	604	1257	424	7796	95.1
2013-14	82	19805	2924	6500	.450	1292	1686	.766	809	2403	3212	1632	1553	591	1162	410	7755	94.6
2012-13	82	19805	2964	6679	.435	1319	1763	.748	845	2359	3204	1599	1643	600	1268	450	7319	89.3
2011-12	66	15940	2278	5132	.444	1163	1522	.764	729	1954	2683	1274	1275	518	1130	363	6136	93.0
2010-11	82	19880	2967	6489	.457	1482	1948	.761	905	2387	3292	1724	1754	613	1367	505	8003	97.6
2009-10	82	19905	3277	6849	.478	1402	1858	.755	907	2349	3256	1875	1840	635	1165	501	8528	104.0
2008-09	82	19805	3018	6378	.473	1574	2043	.770	842	2431	3273	1735	1786	632	1194	443	8146	99.3
2007-08	82	19805	3394	7076	.480	1387	1791	.774	932	2721	3653	1963	1842	711	1096	403	8766	106.9
2006-07	82	19980	3287	6761	.486	1603	2113	.759	965	2483	3448	2062	1992	681	1253	450	8753	106.7
2005-06	82	19855	2691	6172	.436	1465	1942	.754	927	2404	3331	1605	1867	597	1213	456	7255	88.5
2004-05	82	19705	2684	6215	.432	1679	2179	.771	993	2387	3380	1633	1853	612	1303	476	7473	91.1
2003-04	82	19880	2859	6550	.436	1643	2150	.764	1099	2508	3607	1674	1891	673	1395	461	7730	94.3
2002-03	82	19930	3224	7008	.460	1381	1819	.759	1126	2555	3681	1991	1782	714	1213	430	8260	100.7
2001-02	82	19780	3119	6829	.457	1346	1788	.753	1135	2560	3695	1961	1784	781	1207	457	7982	97.3
Mem	1132	273980	41424	90955	.455	19961	26253	.760	13078	34115	47193	24379	24523	8962	17223	6227	109902	97.1

VANCOUVER

2000-01	82	19780	3143	679	.463	1317	1798	.732	1052	2534	3586	1935	1768	710	1217	476	7992	97.5
1999-00	82	19855	3136	6613	.474	1530	1989	.769	970	2336	3306	1932	1912	725	1234	519	8163	99.5
1998-99	50	12175	1813	3917	.463	1021	1400	.729	673	1456	2129	1189	1164	490	779	328	4876	97.5
1997-98	82	19830	3230	6797	.475	1634	2233	.734	1144	2358	3502	2101	1832	836	1163	538	8522	103.9
1996-97	82	19780	3020	6556	.472	1468	2018	.727	1206	2426	3632	1974	1593	725	1251	461	8152	99.4
1995-96	82	19880	3080	6486	.475	1561	2129	.733	1102	2550	3652	1988	1785	698	1423	474	8180	99.8
Total	1592	385280	58918	128115	.460	25492	37821	.753	19228	47773	67001	35497	34578	13144	24290	9025	155787	97.9



ALL-TIME TEAM RECORDS

NBA STATISTICAL RANK BY SEASON

Offensive	95-96	96-97	97-98	98-99	99-00	00-01	01-02	02-03	03-04	04-05	05-06	06-07	07-08
Points per gm	29	28	10	24	26	25	27	8	7	23	27	6	10
Field Goal Pct	27	26	9	19	18	17	21	8	8	16	20	8	15
Free Throw Pct	22	27	16	20	8	6	28	24	24	19	27	13	26
3-Pt Field Goal Pct	28	23	6	21	13	21	28	7	20	12	8	7	22
Off Rebounds per gm	22	15	12	12	19	26	16	20	3	25	25	23	22
Tot Rebounds per gm	28	27	15	23	28	24	24	19	17	30	28	26	18
Assists per gm	25	10	6	23	24	8	16	6	5	20	22	19	28
Steals per gm	5	15	26	16	21	23	16	14	1	5	10	23	28
Turnovers per gm	20	16	28	29	25	20	27	20	16	19	8	26	28
Blocks per gm	24	6	24	27	26	25	7	4	2	5	8	13	17

Offensive (cont.)	08-09	09-10	10-11	11-12	12-13	13-14	14-15	15-16
Points per gm	29	7	12	20	27	27	20	24
Field Goal Pct	21	9	6	16	21	7	9	23
Free Throw Pct	22	25	23	13	10	23	7	9
3-Pt Field Goal Pct	21	26	27	25	24	19	22	29
Off Rebounds per gm	24	1	6	5	3	9	T-21	8
Tot Rebounds per gm	30	4	16	16	11	19	21	2
Assists per gm	30	29	T-21	T-24	24	14	15	25
Steals per gm	T-9	7	1	1	4	14	T-6	6
Turnovers per gm	24	27	T-12	T-14	5	4	7	6
Blocks per gm	18	18	7	12	12	16	24	21

Defensive	95-96	96-97	97-98	98-99	99-00	00-01	01-02	02-03	03-04	04-05	05-06	06-07	07-08
Points per gm	15	21	28	26	17	26	21	27	15	4	1	29	28
Field Goal Pct	22	26	27	27	28	26	23	28	13	6	6	30	30
Free Throw Pct	8	4	11	16	27	4	18	14	24	27	25	22	29
3-Pt Field Goal Pct	21	19	29	22	4	22	19	23	9	11	2	30	18
Off Rebounds per gm	23	29	25	27	8	26	29	27	29	20	16	23	21
Tot Rebounds per gm	28	27	23	20	3	24	27	25	26	11	14	21	27
Assists per gm	23	25	28	29	21	26	25	29	8	6	10	29	28
Steals per gm	21	24	29	28	25	28	29	24	21	16	18	30	30
Turnovers per gm	20	22	23	14	17	17	13	13	3	4	9	11	22
Blocks per gm	24	26	29	29	28	21	20	22	25	29	29	30	18

Defensive (cont.)	08-09	09-10	10-11	11-12	12-13	13-14	14-15	15-16
Points per gm	14	24	13	5	1	3	2	11
Field Goal Pct	25	24	14	12	3	9	10	18
Free Throw Pct	16	12	11	25	12	27	7	24
3-Pt Field Goal Pct	10	15	24	11	2	12	18	22
Off Rebounds per gm	7	15	18	T-12	3	2	8	12
Tot Rebounds per gm	7	7	8	7	1	1	8	11
Assists per gm	17	23	14	4	4	4	4	13
Steals per gm	20	24	20	T-16	6	7	T-8	3
Turnovers per gm	10	17	1	1	6	20	8	3
Blocks per gm	25	28	30	22	19	19	20	29

Combination	95-96	96-97	97-98	98-99	99-00	00-01	01-02	02-03	03-04	04-05	05-06	06-07	07-08
Scoring differential	28	29	25	27	26	26	28	22	9	8	6	30	24
Rebound percentage	29	29	22	23	16	27	27	28	23	28	25	25	25

Combination	08-09	09-10	10-11	11-12	12-13	13-14	14-15	15-16
Scoring differential	26	17	10	12	7	14	8	20
Rebound percentage	19	1	8	5	1	3	15	11

ALL-TIME MONTHLY TEAM HIGHS & LOWS

Grizzlies on Offense	Highest	Month(s)	Lowest	Month(s)
Points Per Game	111.3	January 2007	84.3	February 2002
	108.9	April 2007	85.0	May 1999
	106.8	December 2009		
Points Differential	+10.7	April 2006	-14.0	May 1999
	+9.2	January 2005		
Field Goal Pct	.501	January 2007	.397	May 1999
3-Pt Field Goal Pct	.471	December 1997	.225	February 2002
Free Throw Pct	.833	October/November 2015	.674	April 2008
Rebounds Per Game	45.5	December 2009	35.7	December 2006
Assists Per Game	26.3	March 2003	15.6	October/November 2008
Steals Per Game	11.27	March 2004	5.53	October/November 2007
Turnovers Per Game	18.9	March 2000	11.0	April 2013
Blocks Per Game	8.00	December 2003	2.71	April 2016

Grizzlies on Defense (Allowed)	Highest	Month(s)	Lowest	Month(s)
Points Per Game	118.2	January 2007	83.3	April 2013
	112.1	April 2008	85.2	April 2006
			86.9	January 2006
Field Goal Pct	.509	April 1998	.403	April 2013
3-Pt Field Goal Pct	.436	February 2007	.275	May 1999
Free Throw Pct	.819	January 2016	.660	April 1998
Rebounds Per Game	49.9	December 2001	36.0	March 2011
Assists Per Game	29.7	April 1998	18.1	March 2013
			18.1	April 2012
Turnovers Per Game (Forced)	19.3	February 2005	11.6	April 1997



ALL-TIME TEAM RECORDS



ALL-TIME TEAM RECORDS

MARGINS, LEADS & DEFICITS

Margin of Victory	Diff	Game	Diff	Game
All Games	+47	Mem vs NJ, 12/13/03 (110-63)	-50	Mem at GS, 11/2/15 (69-119)
	+36	Mem vs NOP, 4/8/15 (110-74)	-49	Van at SA, 11/8/95 (62-111)
	+33	(2) Mem vs Sac, 1/21/12 (128-95) *	-49	Mem at Hou, 3/14/16 (81-130)
	+47	Mem vs NJ, 12/13/03 (110-63)	-47	Van vs Ind, 12/4/96 (80-127)
At Home	+47	Mem vs NJ, 12/13/03 (110-63)	-47	Van at SA, 11/8/95 (62-111)
On The Road	+32	Mem at Sac, 1/7/13 (113-81)	-49	
Leads & Deficits	Lead	Game	Def	Game
All Games	+48	Mem vs NJ, 12/13/03 (110-62 0:31 left in 4Q)	-52	Mem at GS, 11/2/15 (67-119 0:52 left in 4Q)
	+40	Mem vs NOP, 4/8/15 (103-63 3:10 left in 4Q)	-52	Mem at Hou, 3/14/16 (78-130 0:32 left in 4Q)
	+39	Mem vs Sac, 1/21/12 (120-81 5:43 left in 4Q)	-49	Van at SA, 11/8/95 (54-103 2:03 left in 4Q)
At Home	+48	Mem vs NJ, 12/13/03 (110-62 0:31 left in 4Q)	-48	Van vs Sea, 4/3/98 (90-138 1:12 left in 4Q)
On The Road	+37	Mem at Tor, 4/6/05 (99-62 4:33 left in 4Q)	-52	(2) Mem at Hou, 3/14/16 (78-130 0:32 left in 4Q) *
After 1st Quarter	+21	(2) Mem vs Tor, 12/30/06 (39-18) *	-27	Mem at Was, 12/26/06 (18-45)
At The Half	+29	Mem vs Atl, 3/16/03 (70-41)	-33	Mem at Chi, 1/13/07 (38-71)
After 3rd Quarter	+33	(2) Mem at Tor, 4/6/05 (87-54) *	-45	Mem at Por, 1/24/02 (50-95)
Point Differential	Diff	Game	Diff	Game
In 1st Quarter	+21	(2) Mem vs Tor, 12/30/06 (39-18) *	-27	Mem at Was, 12/26/06 (18-45)
In 2nd Quarter	+20	(2) Mem at Mil, 4/4/09 (38-18) *	-27	Mem at LAC, 1/20/07 (12-39)
In 3rd Quarter	+25	Mem vs NO, 4/18/12 (37-12)	-25	Mem at GS, 11/2/15 (15-40)
In 4th Quarter	+23	Mem vs Cha, 11/3/06 (36-13)	-26	(2) Mem at LAC, 11/29/09 (7-33) *
In 1st Half	+29	Mem vs Atl, 3/16/03 (70-41)	-33	Mem at Chi, 1/13/07 (38-71)
In 2nd Half	+30	(2) Mem vs NJ, 12/13/03 (65-35) *	-33	Van at SA, 11/8/95 (34-67)
Comebacks	From	Game	From	Game
All Games	-26	Mem vs Sac, 11/13/14 (down 26, won 111-110)	+23	Mem vs LAL, 4/4/03 (led by 23, lost 101-102)
	-25	Mem vs Dal, 2/27/13 (down 25, won 90-84)	+21	Mem at Sea, 11/14/04 (led by 21, lost 113-118)
At Home	-26	Mem vs Sac, 11/13/14 (down 26, won 111-110)	+23	Mem vs LAL, 4/4/03 (led by 23, lost 101-102)
On The Road	-25	Mem at Por, 3/25/02 (down 25, won 103-100)	+21	Mem at Sea, 11/14/04 (led by 21, lost 113-118)
Points Streaks	Lead	Game	Def	Game
Consecutive Points	24-0	Mem vs Dal, 2/27/13 (2/3Q, 9:24 span)	0-25	Mem vs Sac, 4/10/07 (1Q, 5:36 span)
	21-0	(4) Mem at Por, 11/27/09 (1/2 Q, 8:14 span) *	0-20	(4) Mem at LAC, 11/29/06 (1/2Q, 4:52 span) *
At Home	24-0	Mem vs Dal, 2/27/13 (2/3 Q, 9:24 span)	0-25	Mem vs Sac, 4/10/07 (1Q, 5:36 span)
On The Road	21-0	Mem at Por, 11/27/09 (1/2 Q, 8:14 span)	0-20	(3) Mem at LAC, 11/29/06 (1/2Q, 5:03 span) *
Scoreless	9:05	Van at NY, 3/18/97 (4Q)	9:24	Mem vs Dal, 2/27/13 (2/3Q)

* Most recent occurrence

HISTORY

TEAM SCORING RECORDS

SCORING HIGHS						
Scoring Highs	Grizzlies	Game	Date	Opp	Game	Date
Game, Overall	144	Mem vs GS	1/3/07	138	Van vs Sea	4/3/98
Game, Regulation	144	Mem vs GS	1/3/07	138	Van vs Sea	4/3/98
1st Quarter	41	Mem vs Chi	3/12/03	45	Mem at Was	12/26/06
2nd Quarter	42	Mem at Sea	11/14/04	44	(2) Mem at GS *	3/24/10
3rd Quarter	46	Mem vs LAL	1/9/07	43	Van vs Sea	1/4/98
4th Quarter	43	(2) Mem vs OKC *	11/16/15	41	Van at LAL	3/29/99
1st Half	74	(2) Mem vs NY *	4/2/08	78	Mem at GS	3/24/10
2nd Half	77	Mem vs GS	1/3/07	73	Mem vs Pho	4/8/08
1st Overtime	22	(2) Mem vs NOP *	3/11/16	20	Van at Tor	2/22/98
2nd Overtime	19	Mem vs Sea	12/18/06	19	Mem vs Por	1/27/07
3rd Overtime	13	Van vs Bos	2/17/99	15	Van vs Bos	2/17/99
SCORING LOWS						
Scoring Lows	Grizzlies	Game	Date	Opp	Game	Date
Game, Overall	62	Van at SA	11/8/95	63	Mem vs NJ	12/13/03
1st Quarter	7	Van vs Atl	3/1/98	8	Mem vs NJ	2/12/03
2nd Quarter	7	(2) Mem at SA *	10/30/13	7	Mem vs Den	1/8/16
3rd Quarter	7	(2) Van vs Chi *	1/27/98	5	Mem vs Dal	2/27/13
4th Quarter	6	Mem vs Pho	2/21/02	7	Mem at Pho	11/11/06
1st Half	24	Van at Dal	3/13/99	26	Mem at Hou	12/3/05
2nd Half	23	Van at SA	11/11/00	24	(2) Mem at LAL *	12/20/04
1st Overtime	0	Van vs Ind	12/1/00	2	Mem vs Orl	1/25/16
2nd Overtime	2	Mem vs Mia	2/19/10	2	Mem vs Pho	1/11/15
3rd Overtime	6	Mem at SA	12/17/14	5	Mem at SA	12/17/14
COMBINED						
Total Points	Highs	Game	Date	Lows	Game	Date
Game, Overall	279	Mem vs GS (144-135)	1/3/07	134	Van vs Mia (69-65)	1/13/96
Game, Regulation	279	Mem vs GS (144-135)	1/3/07	134	Van vs Mia (69-65)	1/13/96
One Quarter	81	Mem vs Pho (2nd, 37-44)	1/15/07	22	Van vs Pho (2nd, 14-8)	11/14/96
One Half	148	Mem vs Pho (1st, 72-76)	1/15/07	61	Van vs Mia (2nd, 37-24)	1/13/96
Overtime	37	Mem vs NOP (22-15)	3/11/16	9	(2) Mem vs SA (1st, 6-3) *	1/11/13
Game, Overall	279	Mem vs GS (144-135)	1/3/07	134	Van vs Mia (69-65)	1/13/96
Game, Regulation	279	Mem vs GS (144-135)	1/3/07	134	Van vs Mia (69-65)	1/13/96

OTHER

Highs	Grizzlies	Game	Date	Opp	Game	Date
Starters Scoring	111	Mem at NY	2/27/10	123	Mem at NO	2/21/03
Bench Scoring	72	(2) Mem at Uta *	1/24/07	71	(2) Mem at Uta *	2/28/02
Fast Break Pts	39	(2) Mem vs LAL *	1/9/07	53	Mem vs Pho	1/18/10
2nd Chance Pts	29	Mem at Por	3/3/04	32	Van vs Sac	11/18/96
Pts In The Paint	78	Mem vs Sac	2/26/11	74	(3) Mem at Sac *	3/20/12
Players In Dbl Figs	8	(2) Mem vs NY *	4/2/08	9	Mem at Hou	3/14/16
Players With Dbl Dbls	4	(2) Mem vs Chi *	1/21/08	4	Mem vs Pho	4/2/04
Lows	Grizzlies	Game	Date	Opp	Game	Date
Starters Scoring	21	Mem at Chi	1/1/12	32	Mem vs Was	11/23/02
Bench Scoring	0	Van vs Min	4/14/00	2	(2) Mem at NO *	2/21/03
Fast Break Pts	0	(7) Mem at Cha *	11/1/14	0	(4) Mem vs Tor *	3/16/12
2nd Chance Pts	0	(2) Mem vs NJ *	1/13/06	0	Mem vs Cle	1/13/09
Pts In The Paint	12	Van vs Uta	3/25/00	14	Mem vs Orl	12/27/02

* Most recent occurrence



INTRO

PLAYERS

EXECUTIVES

BASKETBALL

OPERATIONS

BUSINESS

OPERATIONS

MEDIA

COMMUNITY

HISTORY

PLAYOFFS

REVIEW

OPONENTS

NBA

FEDERATION

AT A GLANCE



ALL-TIME TEAM RECORDS

GRIZZLIES ALL-TIME SEASON & SINGLE-GAME HIGHS

	Points		3-Pt Field Goal Pct		Defensive Rebounds	
Season	8,404	2009-10 (Mem)	.374	2005-06 (Mem)	2,634	2014-15 (Mem)
	8,331	2006-07 (Mem)	.367	2006-07 (Mem)	2,567	2007-08 (Mem)
	8,257	2007-08 (Mem)	.365	2002-03 (Mem)	2,526	2013-14 (Mem)
Game	144	Mem vs GS, 1/3/07	.833	Mem at Mia, 12/10/02 (5/6)	48	Mem vs GS, 11/12/04
	136	Mem at Atl, 3/29/04 (2ot)	.800	Van at Bos, 1/9/00 (8/10)	45	Mem at Chi, 12/17/12 (3ot)
	135	Mem vs Min, 1/15/10	.778	Van vs SA, 3/20/99 (7/9)	44	(4) Mem vs Dal, 2/6/16 *
Half	77	Mem vs GS, 1/3/07 (2nd)	1.000	(Many times) Mem vs Sac, 11/11/14 (2nd) *	27	(2) Mem vs Mil, 12/19/12 (1st) *
Quarter	46	Mem vs LAL, 1/9/07 (3rd)	1.000	(Many times) Mem vs NOP, 3/11/16 (4th) *	16	Mem vs Orl, 4/26/12 (1st)
OT	22	(2) Mem vs NOP, 3/11/16 *	1.000	(Many times) Mem vs NOP, 3/11/16 *	9	Mem vs Orl, 1/25/16
	Field Goals Made		Free Throws Made		Assists	
Season	3,851	2002-03 (Mem)	1,835	2006-07 (Mem)	1,960	1997-98 (Van)
	3,223	2009-10 (Mem)	1,614	2009-10 (Mem)	1,915	2003-04 (Mem)
	3,200	2010-11 (Mem)	1,594	1999-00 (Van)	1,899	2000-01 (Van)
Game	55	Mem vs Min, 1/15/10	45	Van vs Bos, 2/17/99 (3ot)	40	Van at Pho, 4/19/97
	53	Mem vs GS, 1/3/07	40	(3) Van vs Pho, 1/12/00 *	38	Mem vs GS, 1/3/07
	52	(5) Mem vs LAL, 3/13/12 (2ot) *			37	(2) Mem at Min, 4/18/07 *
Half	32	(2) Mem vs Bkn, 1/25/13 (1st) *	32	Van at Tor, 1/9/00 (2nd)	25	Van at Pho, 4/19/97 (1st)
Quarter	18	(3) Mem at Dal, 3/6/11 (3rd) *	22	Van vs LAC, 11/11/97 (4th)	14	(2) Mem vs Min, 1/15/10 (3rd) *
OT	7	(3) Mem vs NOP, 3/11/16 *	11	Mem vs Mia, 2/28/03	6	Mem at Min, 4/19/06 (2nd)
	Field Goal Atts		Free Throw Atts		Personal Fouls	
Season	6,875	2009-10 (Mem)	2,410	2006-07 (Mem)	1,910	2004-05 (Mem)
	6,859	2015-16 (Mem)	2,145	1997-98 (Van)	1,903	2003-04 (Mem)
	6,801	2010-11 (Mem)	2,143	2003-04 (Mem)	1,881	1999-00 (Van)
Game	116	Mem vs LAL, 3/13/12 (2ot)	51	Mem vs Ind, 11/3/07	37	Mem vs Den, 2/25/05 (ot)
	107	Mem at SA, 12/17/14 (3ot)	51	Mem vs Tor, 3/16/12	35	Van vs Bos, 2/17/99 (3ot)
	105	Mem vs NY, 11/1/06 (3ot)	50	Van vs Bos, 2/17/99 (3ot)	35	Mem at Atl, 3/29/04 (2ot)
Half	56	(2) Mem at Hou, 3/14/16 (2nd) *	39	Van vs Bos, 2/14/97 (2nd)	21	Mem at Dal, 11/2/13 (2nd)
Quarter	32	Van at Tor, 2/22/98 (2nd)	32	Van vs LAC, 11/11/97 (4th)	14	(3) Mem at Dal, 11/2/13 (4th) *
OT	15	Mem at Mil, 3/28/10	14	Mem vs LAC, 1/28/02	9	Mem vs Cle, 1/15/08
	Field Goal Pct		Free Throw Pct		Steals	
Season	.471	2010-11 (Mem)	.783	2015-16 (Mem)	795	2003-04 (Mem)
	.469	2009-10 (Mem)	.774	1999-00 (Van)	771	2010-11 (Mem)
	.465	2006-07 (Mem)	.773	2014-15 (Mem)	728	1995-96 (Van)
Game	.620	Mem vs NJ, 12/13/03 (44/71)	1.000	(Many times) Mem at SA, 11/21/15 (17/17) *	22	Mem vs Min, 10/30/10
	.612	Mem vs Cle, 3/19/03 (52/85)			19	(3) Mem vs SA, 3/9/04
	.608	Mem vs Chi, 3/12/03 (48/79)				
Half	.718	Van at Atl, 3/13/01 (2nd) (28/39)	1.000	(Many times) Mem at LAC, 4/12/16 (2nd) (3/3) *	14	Mem vs Min, 10/30/10 (2nd)
Quarter	.875	Van vs Sac, 4/12/96 (2nd) (14/16)	1.000	(Many times) Mem at GS, 4/13/16 (4th) (2/2) *	8	(5) Mem at Bkn, 2/10/16 (1st) *
OT	1.000	Mem vs LAC, 1/28/02 (5/5)	1.000	(Many times) Mem vs Pho, 1/11/15 (1/1) *	2	(Many times) Mem vs NOP, 3/11/16 *
	3-Pt Field Goals Made		Total Rebounds		Turnovers	
Season	620	2007-08 (Mem)	3,566	2009-10 (Mem)	1,405	1997-98 (Van)
	590	2005-06 (Mem)	3,504	2012-13 (Mem)	1,381	1999-00 (Van)
	531	2004-05 (Mem)	3,490	2014-15 (Mem)	1,347	1995-96 (Van)
Game	16	Mem at Uta, 1/24/07	64	Mem vs NO, 2/9/09	32	Van at Sea, 12/21/95
	15	(4) Mem vs NY, 4/2/08 *	62	Mem vs GS, 11/12/04	31	(3) Mem vs Pho, 12/8/02 *
			61	Van vs LAC, 3/23/98		
Half	11	Mem at Uta, 1/24/07 (2nd)	36	(2) Mem vs Mil, 12/19/12 (1st) *	18	Van at Sea, 12/21/95 (2nd)
Quarter	8	Mem at Phi, 12/13/14 (4th)	24	(2) Mem vs OKC, 12/11/09 (3rd) *	11	Van at Sea, 11/17/96 (1st)
OT	3	(3) Mem at GS, 2/21/07 *	11	Mem vs Orl, 1/25/16	6	Mem at SA, 12/1/12
	3-Pt Field Goal Atts		Offensive Rebounds		Blocks	
Season	1,779	2007-08 (Mem)	1,081	1997-98 (Van)	565	2003-04 (Mem)
	1,578	2005-06 (Mem)	1,070	2009-10 (Mem)	500	2002-03 (Mem)
	1,521	2015-16 (Mem)	1,059	2012-13 (Mem)	488	2001-02 (Mem)
Game	36	Mem at Den, 4/16/08	28	Van at Tor, 2/22/98	17	Mem vs GS, 11/12/04
	34	Mem at GS, 2/21/07	28	Mem vs Por, 12/7/03	16	Mem vs Den, 4/9/02
	33	Mem vs NY, 4/2/08	28	Mem at Hou, 3/14/16	15	(4) Mem vs Mil, 4/7/06 *
Half	21	Mem at Den, 4/16/08 (1st)	19	(2) Mem at Hou, 3/14/16 (2nd) *	13	Mem vs GS, 11/12/04 (1st)
Quarter	13	(2) Mem vs GS, 2/8/13 (2nd) *	12	(3) Mem at Hou, 3/14/16 (4th) *	9	Mem vs GS, 11/12/04 (2nd)
OT	7	Mem vs NO, 1/30/10	6	(2) Mem vs NO, 1/30/10 *	3	(5) Mem vs Orl, 1/25/16 *

* Most recent occurrence

ALL-TIME TEAM RECORDS



GRIZZLIES ALL-TIME SEASON & SINGLE-GAME LOWS

	Points		3-Pt Field Goal Pct		Defensive Rebounds	
Season	4,443	1998-99 (Van)	.307	2001-02 (Mem)	1,359	1998-99 (Van)
	6,269	2011-12 (Mem)	.326	2011-12 (Mem)	1,944	2011-12 (Mem)
	7,313	1996-97 (Van)	.327	1998-99 (Van)	2,155	1996-97 (Van)
Game	62	Van at SA, 11/18/95	.000	(Many times) Mem vs Chi, 12/30/13 (0/5) *	14	Van at Uta, 2/28/01
	64	Mem at Chi, 12/17/12			16	(4) Van at NY, 3/7/00 *
	66	(4) Mem at Por, 3/28/09 *				
Half	23	Van at SA, 11/11/00 (2nd)	.000	(Many times) Mem at Dal, 4/8/16 (2nd) *	4	Van at Mia, 11/25/95 (2nd)
Quarter	6	Mem vs Pho, 2/21/02 (4th)	.000	(Many times) Mem at LAC, 4/12/16 (3rd) *	0	Mem at OKC, 1/31/13 (1st)
OT	0	Van vs Ind, 12/1/00	.000	(Many times) Mem vs Por, 2/8/16 *	0	(2) Mem at Cle, 11/29/03 *
	Field Goals Made		Free Throws Made		Assists	
Season	1,643	1998-99 (Van)	1,009	1998-99 (Van)	964	1998-99 (Van)
	2,425	2011-12 (Mem)	1,142	2011-12 (Mem)	1,290	2011-12 (Mem)
	2,746	2005-06 (Mem)	1,230	1996-97 (Van)	1,423	2008-09 (Mem)
Game	21	Mem at Chi, 1/13/07	1	Mem at Atl, 2/8/14	7	Mem at Orl, 4/8/09
	22	(3) Van vs Por, 4/17/97 *	3	(3) Mem vs Bkn, 1/25/13 *	8	Van at SA, 11/8/95
					8	Mem at Uta, 2/28/02
Half	7	(2) Van vs Por, 2/8/99 (2nd) *	0	(9) Mem vs Min, 3/24/14 (2nd) *	1	Mem at Orl, 4/8/09 (2nd)
Quarter	1	Van at Mia, 1/4/00 (4th)	0	(Many times) Mem at Dal, 4/8/16 (1st) *	0	(Many times) Mem at Uta, 3/16/13 (3rd) *
OT	0	Van vs Ind, 12/1/00	0	(Many times) Mem vs Por, 2/8/16 *	0	(Many times) Mem vs Orl, 1/25/16 *
	Field Goal Atts		Free Throw Atts		Personal Fouls	
Season	3,838	1998-99 (Van)	1,408	1998-99 (Van)	1,123	1998-99 (Van)
	5,422	2011-12 (Mem)	1,504	2011-12 (Mem)	1,316	2011-12 (Mem)
	6,125	2005-06 (Mem)	1,666	2013-14 (Mem)	1,567	2014-15 (Mem)
Game	56	Mem vs SA, 2/24/06	1	Mem at Atl, 2/8/14	8	Mem at Tor, 11/28/07
	58	Mem vs Uta, 1/30/04	4	Mem vs Hou, 11/30/01	8	Mem vs NY, 11/12/08
	59	(2) Mem vs Bos, 3/14/06 *	5	(2) Mem vs LAL, 3/13/12 (2ot) *	9	Mem at Cha, 1/19/08
Half	24	Mem vs Uta, 1/30/04 (2nd)	0	(6) Mem at Atl, 2/8/14 (1st) *	2	(2) Mem vs Mia, 11/20/10 (1st) *
Quarter	10	(2) Mem at Uta, 3/11/05 (4th) *	0	(Many times) Mem at Dal, 4/8/16 (1st) *	0	(Many times) Mem at Min, 1/23/16 (3rd) *
OT	2	Van vs Bos, 2/17/99 (3rd)	0	(Many times) Mem vs Por, 2/8/16 *	0	(Many times) Mem at SA, 12/17/14 (3rd) *
	Field Goal Pct		Free Throw Pct		Steals	
Season	.428	1995-96 (Van)	.708	2001-02 (Mem)	420	1998-99 (Van)
	.428	1998-99 (Van)	.709	1996-97 (Van)	503	2007-08 (Mem)
	.436	2001-02 (Mem)	.711	2005-06 (Mem)	564	2006-07 (Mem)
Game	.280	Mem at NJ, 1/2/02 (28/100)	.333	Van at Den, 12/20/96 (3/9)	0	Van vs Cle, 1/13/01
	.282	Van at SA, 11/8/95 (22/78)	.375	Van at Min, 2/6/97 (6/16)	1	(5) Mem vs Pho, 1/10/14 *
	.303	Mem vs LAC, 1/14/13 (27/89)	.375	Mem vs Bkn, 1/25/13 (3/8)		
Half	.163	Van vs Por, 2/8/99 (2nd) (7/43)	.000	(8) Mem vs Min, 3/24/14 (2nd) *	0	(Many times) Mem at Orl, 4/3/16 (2nd) *
Quarter	.083	Van at Mia, 1/4/00 (4th) (1/12)	.000	(Many times) Mem vs Orl, 1/25/16 (4th) *	0	(Many times) Mem at LAC, 4/12/16 (4th) *
OT	.000	Van vs Ind, 12/1/00 (0/8)	.000	(Many times) Mem at Sac, 11/2/09 *	0	(Many times) Mem vs Por, 2/8/16 *
	3-Pt Field Goals Made		Total Rebounds		Turnovers	
Season	148	1998-99 (Van)	2,009	1998-99 (Van)	848	1998-99 (Van)
	277	2011-12 (Mem)	2,775	2011-12 (Mem)	955	2011-12 (Mem)
	309	2010-11 (Mem)	3,127	1995-96 (Van)	1,090	2015-16 (Mem)
Game	0	(Many times) Mem vs Chi, 12/30/13 *	21	Mem at Den, 3/6/06	4	(4) Mem vs Uta, 12/22/14 *
			22	Mem at NOK, 3/31/06		
			23	(2) Mem vs Por, 4/7/09 *		
Half	0	(Many times) Mem at Dal, 4/8/16 (2nd) *	6	(2) Mem at Dal, 3/6/06 (2nd) *	1	(9) Mem at Por, 2/22/15 (2nd) *
Quarter	0	(Many times) Mem at LAC, 4/12/16 (3rd) *	1	Van vs Dal, 2/17/97 (1st)	0	(Many times) Mem vs LAC, 3/19/16 (1st) *
OT	0	(Many times) Mem vs Por, 2/8/16 *	1	(3) Mem at SA, 12/18/10 *	0	(Many times) Mem vs Dal, 2/6/16 *
	3-Pt Field Goal Atts		Offensive Rebounds		Blocks	
Season	453	1998-99 (Van)	650	1998-99 (Van)	199	1998-99 (Van)
	849	2011-12 (Mem)	831	2011-12 (Mem)	333	1995-96 (Van)
	898	1997-98, 1999-00 (Van)	847	2008-09 (Mem)	345	2011-12 (Mem)
Game	2	Van at Tor, 1/9/00	2	Van at Tor, 2/21/99	0	(Many times) Mem at Hou, 3/14/16 *
	3	(4) Mem at Pho, 1/28/12 *	2	Mem at Den, 3/6/06		
			2	Mem vs Sac, 1/30/16		
Half	0	(Many times) Mem at Chi, 1/19/13 (2nd) *	0	(8) Mem vs Por, 2/8/16 (2nd) *	0	(Many times) Mem at GS, 4/13/16 (1st) *
Quarter	0	(Many times) Mem at Hou, 3/14/16 (2nd) *	0	(Many times) Mem at Den, 2/29/16 (4th) *	0	(Many times) Mem at GS, 4/13/16 (3rd) *
OT	0	(Many times) Mem vs Dal, 2/6/16 *	0	(Many times) Mem vs Dal, 2/6/16 *	0	(Many times) Mem at Uta, 1/2/16 *

* Most recent occurrence



ALL-TIME TEAM RECORDS

OPPONENTS ALL-TIME SEASON & SINGLE-GAME HIGHS

	Points	3-Pt Field Goal Pct	Defensive Rebounds
Season	8,766 2007-08 (Mem) 8,753 2006-07 (Mem) 8,522 1997-98 (Van)	.389 2006-07 (Mem) .385 1997-98 (Van) .374 1995-96 (Van)	2,721 2007-08 (Mem) 2,711 2015-16 (Mem) 2,616 2014-15 (Mem)
Game	138 Van vs Sea, 4/3/98 137 Mem vs Pho, 2/13/07 135 (2) Mem vs Por, 1/27/07 (2ot) *	1.000 Van at Pho, 2/19/96 (1/1) .813 Van vs Sea, 1/4/98 (13/16) .800 Van vs Mil, 4/1/97 (4/5)	55 Mem at GS, 11/2/15 46 Mem at Den, 4/13/08 45 (2) Mem vs LAL, 3/13/12 (2ot) *
Half	78 Mem at GS, 3/24/10 (1st)	1.000 (4) Mem at Cha, 4/20/12 (1st) (1/1) *	28 Mem at GS, 11/2/15 (2nd)
Quarter	45 Mem at Was, 12/26/06 (1st)	1.000 (Many times) Mem at Min, 1/23/16 (3rd) (3/3) *	16 (2) Mem at GS, 11/2/15 (2nd) *
OT	20 Van at Tor, 2/22/98	1.000 (7) Mem at Cle, 2/9/14 (1/1) *	7 (4) Mem vs Mia, 2/19/10 *

	Field Goals Made	Free Throws Made	Assists
Season	3,394 2007-08 (Mem) 3,287 2006-07 (Mem) 3,230 1997-98 (Van)	1,679 2004-05 (Mem) 1,643 2003-04 (Mem) 1,634 1997-98 (Van)	2,101 1997-98 (Van) 2,062 2006-07 (Mem) 1,991 2002-03 (Mem)
Game	56 Mem at Pho, 3/11/08 54 Mem at Uta, 1/24/07 (ot) 52 (3) Mem at Pho, 11/25/09 *	45 Mem at Atl, 3/29/04 (2ot) 44 Mem vs Den, 2/25/05 (ot) 40 (2) Mem at Dal, 11/2/13 *	42 Van vs Pho, 4/12/98 39 (4) Mem at Uta, 1/6/10 *
Half	30 (2) Van at Dal, 1/25/01 (1st) *	29 Mem at Dal, 11/2/13 (2nd)	25 Van vs Pho, 4/12/98 (1st)
Quarter	19 Mem vs Den, 2/13/11 (2nd)	21 Mem at Dal, 11/2/13 (4th)	15 Van vs Pho, 4/12/98 (1st)
OT	6 (4) Mem vs NOP, 3/11/16 *	13 Mem at Min, 12/29/09	4 (5) Mem at OKC, 1/28/09 *

	Field Goal Atts	Free Throw Atts	Personal Fouls
Season	7,076 2007-08 (Mem) 7,008 2002-03 (Mem) 6,829 2001-02 (Mem)	2,233 1997-98 (Van) 2,179 2004-05 (Mem) 2,150 2003-04 (Mem)	1,992 2006-07 (Mem) 1,989 1999-00 (Van) 1,891 2003-04 (Mem)
Game	111 Van vs Was, 2/14/98 109 Mem at Cle, 11/29/03 108 Van vs Den, 1/9/01	53 Van vs Ind, 3/3/98 52 Mem vs Den, 2/25/05 (ot) 51 Van at Min, 11/28/95	42 Mem vs NY, 11/1/06 (3ot) 40 Van vs Bos, 2/17/99 (3ot) 38 (2) Mem vs LAC, 1/26/08 (ot) *
Half	60 Van at Bos, 2/2/97 (2nd)	35 Van vs Ind, 3/3/98 (2nd)	25 Van at Tor, 1/9/00 (2nd)
Quarter	31 (7) Mem at GS, 3/30/09 (4th) *	27 Van vs Bos, 2/18/98 (4th)	18 Van vs LAC, 11/11/97 (4th)
OT	16 Mem vs NOP, 3/11/16	13 Mem at Min, 12/29/09	8 Mem vs LAC, 1/26/08

	Field Goal Pct	Free Throw Pct	Steals
Season	.486 2006-07 (Mem) .480 2007-08 (Van) .475 1997-98, 1995-96 (Van)	.774 2007-08 (Mem) .771 2004-05 (Mem) .770 2008-09 (Mem)	836 1997-98 (Van) 781 2001-02 (Mem) 725 1996-97, 1999-00 (Van)
Game	.658 Mem vs Cha, 12/19/08 (50/76) .640 Mem at Den, 3/6/06 (48/75) .638 Van vs Pho, 4/12/98 (51/80)	1.000 (Many times) Mem vs Min, 2/19/15 (31/31) *	20 Van at Atl, 2/20/98 19 (4) Mem vs Pho, 2/21/02 *
Half	.733 Van at GS, 1/27/97 (2nd) (22/30)	1.000 (Many times) Mem at LAC, 4/12/16 (2nd) (6/6) *	14 Van at Atl, 2/20/98 (1st)
Quarter	.875 (3) Mem vs NO, 1/30/10 (3rd) (14/16) *	1.000 (Many times) Mem at GS, 4/13/16 (3rd) (4/4) *	9 Van vs Sea, 4/3/98 (2nd)
OT	.857 (2) Mem vs Por, 1/27/07 (2nd) (6/7) *	1.000 (Many times) Mem vs Por, 2/8/16 (4/4) *	4 (2) Van vs Bos, 2/17/99 (3rd) *

	3-Pt Field Goals Made	Total Rebounds	Turnovers
Season	797 2015-16 (Mem) 663 2014-15 (Mem) 615 2013-14 (Mem)	3,695 2001-02 (Mem) 3,681 2002-03 (Mem) 3,653 2007-08 (Van)	1,423 1995-96 (Van) 1,395 2003-04 (Mem) 1,367 2010-11 (Mem)
Game	20 Mem at NY, 3/17/11 20 Mem at GS, 4/13/16 19 Mem vs NY, 11/12/08	76 Van at Dal, 12/28/95 (2ot) 66 Mem at GS, 1/12/04 65 (2) Mem at GS, 11/2/15 *	30 Van at Phi, 1/5/96 (ot) 30 Mem vs NJ, 12/13/03 28 (3) Mem at Phi, 12/22/15 *
Half	14 (2) Mem at GS, 4/13/16 (1st) *	40 Mem vs Mil, 11/14/08 (2nd)	19 Van vs Min, 4/3/96 (2nd)
Quarter	9 Van vs Dal, 3/1/96 (3rd)	21 (2) Mem at Ind, 11/11/13 (1st) *	12 Mem at LAC, 10/31/12 (1st)
OT	3 Van vs Hou, 11/29/99	10 Mem vs NOP, 3/11/16	3 (9) Mem vs Pho, 1/11/15 (1st) *

	3-Pt Field Goal Atts	Offensive Rebounds	Blocks
Season	2,185 2015-16 (Mem) 1,889 2014-15 (Mem) 1,731 2013-14 (Mem)	1,206 1996-97 (Van) 1,144 1997-98 (Van) 1,135 2001-02 (Mem)	538 1997-98 (Van) 519 1999-00 (Van) 505 2010-11 (Mem)
Game	47 Mem at GS, 4/13/16 46 Mem vs GS, 1/3/07 45 Mem at LAL, 3/28/08	37 Van at Dal, 12/28/95 (2ot) 33 Van at GS, 4/18/01 31 (2) Van at NJ, 2/4/97 *	18 Van at Den, 3/15/99 17 Mem at Mil, 3/17/16 16 Mem at LAL, 12/3/02
Half	28 Mem at GS, 4/13/16 (1st)	20 Van at Bos, 2/2/97 (2nd)	12 Mem at Mil, 3/17/16 (2nd)
Quarter	20 Van vs Dal, 3/1/96 (3rd)	12 (3) Mem at Uta, 12/26/05 (2nd) *	8 Mem at Mil, 3/17/16 (4th)
OT	7 (2) Mem vs Pho, 1/11/15 (2nd) *	7 Mem vs NOP, 3/11/16	3 (3) Mem at SA, 12/27/08 (2nd) *
OT	7 (2) Mem vs Pho, 1/11/15 (2nd) *	4 (4) Mem at Phi, 3/2/07 *	3 (3) Mem at SA, 12/27/08 (2nd) *

* Most recent occurrence

ALL-TIME TEAM RECORDS



OPPONENTS ALL-TIME SEASON & SINGLE-GAME LOWS

	Points	3-Pt Field Goal Pct	Defensive Rebounds
Season	4,876 1998-99 (Van) 6,136 2011-12 (Mem) 7,255 2005-06 (Mem)	.333 1999-00 (Van) .334 2005-06 (Mem) .338 2003-04 (Mem), 2012-13 (Mem)	1,456 1998-99 (Van) 1,954 2011-12 (Mem) 2,336 1999-00 (Van)
Game	63 Mem vs NJ, 12/13/03 65 Van vs Mia, 1/13/96 65 Mem vs Uta, 1/6/06	.000 (Many times) Mem at Tor, 1/24/11 (0/13) *	14 Van vs Dal, 3/31/98 16 Mem vs Was, 2/7/06 17 (5) Mem vs LAL, 11/23/12 *
Half	24 (2) Mem at LAL, 12/20/04 (2nd) *	.000 (Many times) Mem vs Mil, 1/28/16 (2nd) *	5 (2) Van vs Dal, 3/31/98 (2nd) *
Quarter	5 Mem vs Dal, 2/27/13 (3rd)	.000 (Many times) Mem at Dal, 4/8/16 (1st) *	1 (7) Mem at LAC, 4/13/11 (3rd) *
OT	2 (2) Mem vs Orl, 1/25/16 *	.000 (Many times) Mem vs Por, 2/8/16 *	0 (4) Mem vs Pho, 12/8/10 *

	Field Goals Made	Free Throws Made	Assists
Season	1,813 1998-99 (Van) 2,278 2011-12 (Mem) 2,684 2004-05 (Mem)	1,021 1998-99 (Van) 1,163 2011-12 (Mem) 1,225 2014-15 (Mem)	1,189 1998-99 (Van) 1,274 2011-12 (Mem) 1,599 2012-13 (Mem)
Game	21 Mem at Det, 1/6/05 23 (3) Mem vs Tor, 2/7/09 *	3 Mem vs Pho, 12/17/05 3 Mem at OKC, 11/7/14 4 (4) Mem vs GS, 11/20/13 (ot) *	9 Mem vs Sac, 1/18/13 9 Mem vs OKC, 3/20/13 (ot) 10 (2) Mem at Hou, 10/29/08 *
Half	7 Mem at LAL, 12/20/04 (2nd)	0 (Many times) Mem vs Mia, 12/29/15 (2nd) *	2 Mem vs LAC, 3/19/16 (2nd)
Quarter	1 Mem at Min, 12/29/08 (2nd)	0 (Many times) Mem at Atl, 3/12/16 (4th) *	0 (Many times) Mem vs LAC, 3/19/16 (4th) *
OT	0 Mem vs Pho, 12/4/12	0 (Many times) Mem vs Orl, 1/25/16 *	0 (Many times) Mem vs Por, 2/8/16 *

	Field Goal Atts	Free Throw Atts	Personal Fouls
Season	3,917 1998-99 (Van) 5,132 2011-12 (Mem) 6,172 2005-06 (Mem)	1,400 1998-99 (Van) 1,522 2011-12 (Mem) 1,651 2014-15 (Mem)	1,164 1998-99 (Van) 1,275 2011-12 (Mem) 1,553 2013-14 (Mem)
Game	60 (4) Mem at Dal, 4/8/16 *	4 Mem vs Pho, 12/17/05 4 Mem at NY, 3/11/03 4 Mem vs NY, 3/9/11	9 Van vs Por, 4/1/01 10 (3) Mem at Atl, 2/8/14
Half	25 Mem vs NO, 4/18/12 (2nd)	0 (6) Mem vs Dal, 12/4/09 (2nd) *	2 Van vs Por, 4/12/01 (1st)
Quarter	8 Mem vs NO, 4/18/12 (3rd)	0 (Many times) Mem at Atl, 3/12/16 (4th) *	0 (Many times) Mem vs Ind, 12/19/15 (1st) *
OT	4 (4) Mem at Uta, 1/2/16 *	0 (Many times) Mem vs Orl, 1/25/16 *	0 (Many times) Mem vs Cha, 12/12/14 (1st) *

	Field Goal Pct	Free Throw Pct	Steals
Season	.432 2004-05 (Mem) .435 2012-13 (Mem) .436 2003-04 (Mem), 2005-06 (Mem)	.727 1998-97 (Van) .729 1998-99 (Van) .732 2000-01 (Mem)	490 1998-99 (Van) 518 2011-12 (Mem) 577 2015-16 (Mem)
Game	.275 Mem vs GS, 11/12/04 (25/91) .277 Van vs Dal, 11/13/95 (26/94) .291 Mem vs Tor, 2/7/09 (23/79)	.273 Mem at OKC, 11/7/14 (3/11) .333 Van at LAL, 2/2/97 (8/24) .357 Mem vs Tor, 12/27/10 (5/14)	0 Mem vs Uta, 12/22/14 1 (4) Mem at Bos, 11/27/13
Half	.225 Mem vs GS, 4/4/06 (1st) (9/40)	.000 (Many times) Mem at Pho, 2/2/15 (1st) *	0 (Many times) Mem at Sac, 3/2/16 (1st) *
Quarter	.063 Mem at Min, 12/29/08 (2nd) (1/16)	.000 (Many times) Mem vs Bos, 1/10/16 (2nd) *	0 (Many times) Mem at LAC, 4/12/16 (2nd) *
OT	.000 Mem vs Pho, 12/4/12 (0/5)	.000 (Many times) Mem at SA, 12/27/08 (1st) *	0 (Many times) Mem vs Por, 2/8/16 *

	3-Pt Field Goals Made	Total Rebounds	Turnovers
Season	229 1998-99 (Van) 361 2003-04 (Mem) 369 1999-00 (Mem)	2,129 1998-99 (Van) 2,683 2011-12 (Mem) 3,204 2012-13 (Mem)	779 1998-99 (Van) 1,096 2007-08 (Mem) 1,130 2011-12 (Mem)
Game	0 (Many times) Mem at Tor, 1/24/11 *	24 Mem vs Was, 2/27/06 24 Van vs Dal, 3/27/01 25 (5) Mem vs Den, 12/28/13 *	4 Mem at Sea, 1/17/03 (ot) 5 Van at Orl, 3/17/98 5 Van vs Cle, 1/13/01
Half	0 (Many times) Mem vs Mil, 1/28/16 (2nd) *	8 Van at Por, 4/8/00 (1st)	1 (4) Mem at NOP, 12/1/15 *
Quarter	0 (Many times) Mem at Dal, 4/8/16 (1st) *	2 (6) Mem vs Ind, 1/21/13 (3rd) *	0 (Many times) Mem at LAC, 4/12/16 (4th) *
OT	0 (Many times) Mem vs Por, 2/8/16 *	0 (2) Mem vs Pho, 12/8/10 *	0 (Many times) Mem vs Por, 2/8/16 *

	3-Pt Field Goal Atts	Offensive Rebounds	Blocks
Season	653 1998-99 (Van) 1,075 2011-12 (Mem) 1,083 1999-00 (Van)	673 1998-99 (Van) 729 2011-12 (Mem) 809 2013-14 (Mem)	328 1998-99 (Van) 363 2011-12 (Mem) 403 2007-08 (Mem)
Game	1 Van at Pho, 2/5/95 1 Van at Pho, 2/19/96 1 Mem at LAL, 2/10/06	3 (9) Mem vs Atl, 2/8/15 *	0 (Many times) Mem vs Was, 4/4/15 *
Half	0 (Many times) Mem at LAC, 2/10/06 (2nd) *	0 (Many times) Mem vs LAC, 3/19/16 (1st) *	0 (Many times) Mem at Tor, 2/21/16 (2nd) *
Quarter	0 (Many times) Mem vs LAL, 3/6/15 (1st) *	0 (Many times) Mem at GS, 4/13/16 (3rd) *	0 (Many times) Mem at LAC, 4/12/16 (1st) *
OT	0 (Many times) Mem vs Cha, 12/12/14 (1st) *	0 (Many times) Mem vs Por, 2/8/16 *	0 (Many times) Mem vs NOP, 3/11/16 *

* Most recent occurrence



	Van	Mem	Mem	Mem	Mem	Mem	Mem	Mem	Mem	Mem	Mem	Mem	Mem	Mem
Win / Loss Records	95-01	01-02	02-03	03-04	04-05	05-06	06-07	07-08	08-09	9-10	10-11	11-12	12-13	13-14
OVERALL	101-359	23-59	28-54	50-32	45-37	49-33	22-60	22-60	24-58	40-42	46-36	41-25	56-26	50-32
...scoring 100 pts or more	52-52	9-7	19-14	25-3	17-6	18-5	16-24	18-22	17-11	30-18	33-14	17-3	23-1	23-4
...scoring less than 100 pts	49-307	14-52	9-40	25-29	28-31	31-28	6-36	4-38	7-47	10-24	13-22	24-22	33-25	27-28
...opp't scores 100 pts or more	24-210	4-29	10-35	11-12	2-14	3-9	12-43	11-52	7-37	17-36	9-22	4-8	3-8	7-20
...opp't scores less than 100 pts	77-149	19-30	18-19	39-20	43-23	46-24	10-17	11-8	17-21	23-6	37-14	37-17	53-18	43-12
...the Grizzlies shoot >50%+	31-44	7-5	14-4	14-1	9-6	15-3	9-14	12-6	10-6	16-8	23-7	13-0	16-1	17-4
...the Grizzlies shoot <50%	70-315	16-54	14-50	36-31	36-31	34-30	13-46	10-54	14-52	24-34	23-29	28-25	40-25	33-28
Against .500 or better opponents	36-231	13-35	13-35	22-24	18-28	19-20	9-32	6-40	2-25	19-33	23-23	20-18	26-16	25-20
Against sub .500 opponents	65-128	10-14	15-19	28-8	27-9	30-13	13-28	16-20	22-33	21-9	23-12	21-6	30-30	25-11
In games decided by 3 points or less	23-39	7-6	5-7	10-6	7-11	6-10	5-12	2-11	2-4	6-4	9-10	6-2	6-4	10-4
In games decided by 6 points or less	44-101	15-14	12-19	21-15	12-16	13-15	8-23	8-16	10-11	16-10	17-17	20-8	17-11	22-9
In games decided by 10+ points	38-200	6-35	14-23	18-7	23-12	30-13	8-26	10-37	11-38	17-26	23-12	16-10	28-9	18-13
...leading after three quarters	70-47	11-6	22-9	35-2	36-9	45-10	12-9	19-8	19-10	32-12	35-8	30-5	48-8	36-3
...trailing after three quarters	24-286	5-46	6-43	14-30	8-27	4-22	9-49	1-51	5-46	8-30	10-26	10-19	7-15	9-27

	Mem 14-15	Mem 15-16		All-Time		
Win / Loss Records			Gm	W	L	Pct
OVERALL	55-27	42-40	1674	694	980	.415
...scoring 100 pts or more	33-3	32-12	581	382	199	.657
...scoring less than 100 pts	22-24	10-28	1093	312	781	.285
...opp't scores 100 pts or more	13-16	14-29	731	151	580	.207
...opp't scores less than 100 pts	42-11	28-11	943	543	400	.576
...the Grizzlies shoot 50%+	17-2	10-35	349	233	116	.668
...the Grizzlies shoot <50%	38-25	32-3	1325	461	864	.348
Against .500 or better opponents	29-18	10-28	916	290	626	.317
Against sub .500 opponents	25-9	32-12	753	403	350	.535
In games decided by 3 points or less	9-3	8-3	257	121	136	.471
In games decided by 6 points or less	19-10	15-13	577	269	308	.466
In games decided by 10+ points	26-13	15-23	809	313	496	.387
...leading after three quarters	47-6	29-5	829	669	160	.807
...trailing after three quarters	7-21	865		127	738	.147

Summary	Memphis	Opponent	OT	Result	Memphis	Opponent	OT	Result	Memphis	Opponent	OT	Result
RECORD	W-L	2001-02	2-1		2007-08	1-4			2013-14	3-2		
Overall	40-57	1/12/02	at Utah	2 Won, 97-95	11/16/07	vs New Orleans	1 Lost, 118-120		11/1/13	vs Detroit	1 Won, 111-108	
Memphis	29-39	1/28/02	vs LA Clippers	1 Won, 119-115	12/7/07	at New Orleans	1 Lost, 116-118		11/20/13	at Golden State	1 Won, 88-81	
Prior Years	11-18	2/19/02	at San Antonio	1 Lost, 93-99	1/5/08	vs Cleveland	1 Lost, 124-132		1/7/14	vs San Antonio	1 Lost, 108-110	
					12/6/08	vs LA Clippers	1 Won, 125-120		2/9/14	at Cleveland	1 Lost, 83-91	
HOME	24-28	2002-03	3-6		3/26/08	at Sacramento	1 Lost, 106-107		4/16/14	vs Dallas	1 Won, 106-105	
ROAD	16-29	11/4/02	vs San Antonio	1 Lost, 101-103	2008-09	0-4						
IN MEMPHIS	16-17	11/19/02	at Minnesota	1 Lost, 106-110	11/14/08	vs Milwaukee	1 Lost, 96-101		2014-15	4-1		
		11/29/02	vs LA Lakers	1 Lost, 106-112	12/27/08	at San Antonio	2 Lost, 103-106		12/12/14	vs Charlotte	2 Won, 113-107	
BY YEARS		12/13/02	vs Houston	1 Won, 114-109	12/28/08	at Minnesota	1 Lost, 98-108		12/13/14	at Philadelphia	3 Won, 120-115	
1995-96	4-3	1/17/03	at Seattle	1 Won, 108-110	1/28/09	at Oklahoma City	1 Lost, 102-114		12/17/14	at San Antonio	1 Won, 117-116	
1996-97	0-3	2/18/03	vs Indiana	1 Won, 108-103	2009-10	3-5			12/26/14	vs Houston	1 Lost, 111-117	
1997-98	4-2	2/21/03	at New Orleans	1 Lost, 123-125	11/2/09	at Sacramento	1 Lost, 116-127		1/11/15	vs Phoenix	2 Won, 122-110	
1998-99	1-3	2/28/03	vs Miami	1 Won, 126-116	12/8/09	vs Cleveland	1 Won, 111-109					
1999-00	1-5	4/13/03	vs Detroit	2 Lost, 107-110	12/28/09	vs Washington	1 Won, 116-111		2015-16	3-3		
2000-01	1-2				1/30/10	vs New Orleans	1 Lost, 102-109		12/29/15	vs Miami	1 Won, 99-90	
2001-02	2-1	2003-04	5-0		2/17/10	at Toronto	1 Won, 109-102		1/2/16	at Utah	1 Lost, 87-92	
2002-03	3-6	11/15/03	vs Dallas	1 Won, 108-101	2/19/10	vs Miami	2 Lost, 87-100		1/25/16	vs Orlando	1 Won 108-102	
2003-04	5-0	11/29/03	at Cleveland	2 Won, 122-115	3/28/10	at Milwaukee	2 Lost, 103-108		2/6/16	vs Dallas	1 Lost, 110-114	
2004-05	0-1	1/11/04	at LA Clippers	1 Won, 108-107	3/31/10	vs Dallas	1 Lost, 102-106		2/8/16	vs Portland	1 Lost, 106-112	
2004-05	0-1	1/12/04	at Golden State	2 Won, 115-113					3/11/16	vs New Orleans	1 Won, 121-114	
2005-06	2-3	3/29/04	at Atlanta	2 Won, 136-133	2010-11	2-5						
2006-07	3-5				11/5/10	at Phoenix	2 Lost, 118-123					
2007-08	1-4	2004-05	0-1		11/13/10	vs Boston	1 Lost, 110-116					
2008-09	0-4	2/25/05	vs Denver	1 Lost, 94-97	12/8/10	at Phoenix	1 Won, 104-98					
2009-10	3-5				12/18/10	at San Antonio	1 Lost, 106-112					
2010-11	2-5	2005-06	2-3		1/9/11	at New Orleans	1 Lost, 102-103					
2011-12	1-2	12/19/05	vs Detroit	2 Lost, 104-106	2/5/11	at Houston	1 Lost, 93-95					
2012-13	4-1	12/26/05	at Utah	1 Lost, 102-105	2/8/11	at Oklahoma City	1 Won, 105-101					
2013-14	3-2	12/28/05	at LA Lakers	1 Won, 100-99								
2014-15	4-1	1/20/06	at Philadelphia	1 Lost, 86-89	2011-12	1-2						
2015-16	3-3	4/19/06	at Minnesota	2 Won, 102-92	1/31/12	vs Denver	1 Won, 100-97					
					3/13/12	vs LA Lakers	2 Lost, 111-116					
					3/16/12	vs Toronto	1 Lost, 110-114					
					2012-13							
					12/12/							

Year	Player	Round, Pick	From	Year	Player	Round, Pick	From
2016	Wade Baldwin IV	1st Round, 17th pick	Vanderbilt	2004	Sergei Lishouk	2nd Round, 49th pick	Ukraine
	Wang Zhelin	2nd Round, 57th pick	Fujian Sturgeons (China)	2003	Marcus Banks	1st Round, 13th pick	UNLV
2015	Jarell Martin	1st Round, 25th Pick	LSU		Kendrick Perkins	1st Round, 27th pick	Clifton Ozen HS
2014	Jordan Adams	1st Round, 22nd pick	UCLA	2002	Drew Gooden	1st Round, 4th pick	Kansas
2013	Jamaal Franklin	2nd Round, 41st pick	San Diego State		Robert Archibald	2nd Round, 32nd pick	Illinois
	Joffrey Lauvergne	2nd Round, 55th pick	France		Matt Barnes	2nd Round, 46th pick	UCLA
	Janis Timma	2nd Round, 60th pick	Latvia	2001	Shane Battier	1st Round, 6th pick	Duke
2012	Tony Wroten	1st Round, 25th pick	Washington		Jamaal Tinsley	1st Round, 27th pick	Iowa State
					Will Solomon	2nd Round, 33rd pick	Clemson
2011	Josh Selby	2nd Round, 49th pick	Kansas		Antonis Fotsis	2nd Round, 48th pick	Greece
2010	Xavier Henry	1st Round, 12th pick	Kansas	2000	Stromile Swift	1st Round, 2nd pick	LSU
	Dominique Jones	1st Round, 25th pick	South Florida	1999	Steve Francis	1st Round, 2nd pick	Maryland
	Greivis Vasquez	1st Round, 28th pick	Maryland		Obinna Ekezie	2nd Round, 37th pick	Maryland
2009	Hasheem Thabeet	1st Round, 2nd pick	Connecticut		Antwain Smith	2nd Round, 51st pick	St. Paul's College
	DeMarre Carroll	1st Round, 27th pick	Missouri	1998	Mike Bibby	1st Round, 2nd pick	Arizona
	Sam Young	2nd Round, 36th pick	Pittsburgh		J.R. Henderson	2nd Round, 56th pick	UCLA
2008	Kevin Love	1st Round, 5th pick	UCLA	1997	Antonio Daniels	1st Round, 4th pick	Bowling Green
	Donte Greene	1st Round, 28th pick	Syracuse		C.J. Bruton	2nd Round, 53rd pick	Indian Hills CC
2007	Mike Conley	1st Round, 4th pick	Ohio State	1996	Shareef Abdur-Rahim	1st Round, 3rd pick	California
2006	Kyle Lowry	1st Round, 24th pick	Villanova		Roy Rogers	1st Round, 22nd pick	Alabama
					Chris Robinson	2nd Round, 51st pick	Western Kentucky
2005	Hakim Warrick	1st Round, 19th pick	Syracuse	1995	Bryant Reeves	1st Round, 6th pick	Oklahoma State
					Lawrence Moten	2nd Round, 36th pick	Syracuse



ALL-TIME TEAM RECORDS

MEMPHIS NOTES

2016 NBA Draft: The Grizzlies acquired the draft rights to Deyonta Davis (31st overall) and Rade Zagorac (35th overall) from the Boston Celtics for a future first round draft pick. The Grizzlies' 2016 second round pick (45th overall) was conveyed to Boston (via Denver and Dallas) as the result of an Aug. 7, 2009 trade with Denver. The Grizzlies originally acquired the 57th overall pick from Toronto in a July 9, 2009 multi-team trade.

2015 NBA Draft: The Grizzlies conveyed their 2015 second round draft pick with Quincy Pondexter to the New Orleans Pelicans in a three-team trade on Jan. 8, 2015. As part of the trade, Memphis also traded Tayshaun Prince and a future first round draft pick to the Boston Celtics. Boston traded Jeff Green to Memphis. New Orleans traded Austin Rivers to Boston and Russ Smith to Memphis. Memphis traded Jon Leuer to Phoenix for the draft rights to Andrew Harrison (44th).

2014 NBA Draft: The Grizzlies conveyed their 2014 second round draft pick with Jeremy Pargo and cash considerations for D.J. Kennedy on July 25, 2012. Cleveland later packaged the pick with Earl Clark, Henry Sims and its own 2014 second round draft pick to acquire Spencer Hawes from Philadelphia on Feb. 20, 2014. Memphis traded a 2016 second round draft pick to Utah for the draft rights to Jarnell Stokes (35th overall).

2013 NBA Draft: The Grizzlies conveyed their 2013 first round draft pick with Hasheem Thabeet and DeMarre Carroll to the Houston Rockets in exchange for Shane Battier and Ish Smith on Feb. 24, 2011. Memphis originally obtained the 41st overall draft pick from the Toronto Raptors in a three-team trade also involving the Detroit Pistons on Jan. 30, 2013. The Grizzlies traded the draft rights to Joffrey Lauvergne (55th overall) and Darrell Arthur to the Denver Nuggets in exchange for Kosta Koufos. Memphis originally obtained the 60th overall draft pick and Dexter Pittman from the Miami in exchange for the draft rights to Ricky Sanchez on Feb. 21, 2013.

2012 NBA Draft: The Grizzlies conveyed their 2012 second round draft pick to the Philadelphia 76ers in exchange for Marreese Speights and sent Xavier Henry to the New Orleans Hornets in a three-team trade on Jan. 4, 2012.

2011 NBA Draft: The Grizzlies conveyed their 2011 first round draft pick to the Utah Jazz on Feb. 18, 2010 in exchange for Ronnie Brewer. Utah subsequently packaged the pick with Kosta Koufos and a future first round draft pick to acquire Al Jefferson from the Minnesota Timberwolves. Minnesota selected Donatas Motiejunas with the 20th overall pick in the 2011 Draft.

2010 NBA Draft: The Grizzlies conveyed the draft rights to Dominique Jones (25th overall) to the Dallas Mavericks in exchange for cash considerations. Memphis originally obtained the 25th overall draft pick from Denver along with Steven Hunter in exchange for a future conditional second round pick on Aug. 7, 2009. The 28th overall draft selection was the second of two draft picks the Grizzlies acquired from the Los Angeles Lakers in exchange for Pau Gasol on Feb. 1, 2008. The Lakers received Memphis' 2010 second round draft pick as part of the trade.

2009 NBA Draft: The Grizzlies originally acquired the 27th overall draft pick from Orlando in a three-team trade also involving the Houston Rockets on Feb. 19, 2009.

2008 NBA Draft: The Grizzlies acquired the draft rights to O.J. Mayo, who was selected in the first round (third overall) by the Minnesota Timberwolves along with Marko Jaric, Antoine Walker and Greg Buckner in exchange for the draft rights to Kevin Love (fifth overall), Mike Miller, Brian Cardinal and Jason Collins. Memphis also acquired the draft rights to Darrell Arthur (27th overall) from the Houston Rockets for the draft rights to Donte Greene (28th overall) and a 2009 second round pick.

2006 NBA Draft: The Grizzlies acquired the draft rights to Rudy Gay, who was selected in the first round (eighth overall) by the Houston Rockets, and Stromile Swift from Houston in exchange for Shane Battier. The Grizzlies also acquired the draft rights to Alexander Johnson, who was selected in the second round (45th overall by Indiana) from Portland in exchange for a second round pick in the 2008 NBA Draft.

2005 NBA Draft: The Grizzlies acquired the draft rights to Lawrence Roberts (55th overall) from the Seattle SuperSonics in exchange for two future second round draft picks and cash considerations.

2004 NBA Draft: The Grizzlies conveyed their 2004 first round pick to the Portland Trail Blazers on Dec. 3, 2003 in exchange for Bonzi Wells. Portland received the 23rd overall pick in the 2004 Draft and selected Sergei Monia from Russia. The Grizzlies traded a future second round pick and cash considerations to the Seattle SuperSonics in exchange for the draft rights to Andre Emmett (53rd overall). The Grizzlies traded cash considerations to the Orlando Magic in exchange for the draft rights to Antonio Burks (36th overall).

2003 NBA Draft: The Grizzlies conveyed the draft rights to the 13th and 27th overall picks (Marcus Banks, Kendrick Perkins) in the 2003 NBA Draft to Boston in exchange for the draft rights to the 16th and 20th overall picks (Troy Bell, Dahntay Jones) in the 2003 NBA Draft. The Grizzlies' second overall pick in 2003 was conveyed to Detroit to complete a 1997 trade... The 13th overall pick in the 2003 NBA Draft was obtained from Houston in the 1999 trade involving Steve Francis and Michael Dickerson. The 27th overall pick in the 2003 NBA Draft was obtained from the Orlando Magic and the Sacramento Kings in an earlier trade.

2002 NBA Draft: The Grizzlies conveyed the 46th overall pick in the 2002 (Matt Barnes) to the Cleveland Cavaliers along with Nick Anderson in exchange for Wesley Person. The Grizzlies obtained the 48th overall pick in 2002 NBA Draft (Chris Owens) from the Milwaukee Bucks in exchange for the Grizzlies' 2003 second round pick.

2001 NBA Draft: The Grizzlies conveyed the 27th overall pick in the 2001 NBA Draft (Jamaal Tinsley) to Atlanta as part of the trade which sent Shaheed Abdur-Rahim to the Hawks in exchange for the draft rights to the third overall pick (Pau Gasol), Lorenzen Wright and Brevin Knight. The Grizzlies received the 48th overall pick in the 2001 NBA Draft from New York as part of the trade which sent Othella Harrington to the Knicks in exchange for Erick Strickland and the rights to the LA Lakers' first round pick in the 2001 NBA Draft (27th overall).



ALL-TIME TEAM RECORDS

GRIZZLIES ALL-TIME ATTENDANCE

	HOME ATTENDANCE					ROAD ATTENDANCE				
Season	Gm	Total	Average	Rank	Sellouts	Total	Average	Rank	NBA Avg	
MEMPHIS										
2015-16	41	701,894	17,119	20th	14	721,186	17,590	23rd	17,865	
2014-15	41	710,502	17,329	18th	16	738,717	18,017	7th	17,826	
2013-14	41	685,458	16,718	20th	3	708,043	17,269	20th	17,407	
2012-13	41	681,613	16,625	19th	6	704,988	17,195	17th	17,348	
2011-12	33	518,446	15,710	20th	4	563,271	17,069	15th	17,274	
2010-11	41	600,687	14,651	27th	4	674,096	16,441	28th	17,319	
2009-10	41	552,914	13,486	28th	3	684,350	16,691	22nd	17,165	
2008-09	41	519,895	12,680	29th	2	701,143	17,101	23rd	17,520	
2007-08	41	523,578	12,770	29th	2	696,385	16,985	22nd	17,376	
2006-07	41	600,836	14,655	30th	3	710,811	17,337	25th	17,757	
2005-06	41	647,533	15,793	26th	4	705,671	17,211	18th	17,558	
2004-05	41	691,362	16,682	18th	18	681,487	16,622	30th	17,314	
2003-04	41	622,723	15,188	25th	5	684,513	16,695	17th	17,050	
2002-03	41	611,322	14,910	24th	4	667,360	16,277	24th	16,883	
2001-02	41	591,300	14,415	25th	6	648,706	15,822	28th	16,974	
MEMPHIS	607	9,259,793	15,255		94	10,290,727	16,953			
VANCOUVER										
2000-01	41	563,218	13,737	27th	2	648,706	15,822	28th	16,784	
1999-00	41	569,864	13,899	27th	1	657,705	16,042	26th	16,870	
1998-99	25	417,966	16,719	16th	7	394,422	15,777	24th	16,738	
1997-98	41	660,457	16,109	20th	2	635,692	15,505	29th	17,135	
1996-97	41	679,422	16,571	17th	6	624,046	15,221	29th	17,077	
1995-96	41	704,489	17,183	14th	10	665,147	16,223	27th	17,252	
TOTAL	837	12,855,209	15,359		122	13,916,445	16,627			

GRIZZLIES OPENING NIGHT

Season Openers (3-18)

Season	Date	Opp	Result	Attend	C	F	F	G	G
2015-16	10/28/15	CLE	Lost, 76-106 at Mem	18,119	M. Gasol	Z. Randolph	Ja. Green	C. Lee	M. Conley
2014-15	10/29/14	MIN	Won, 105-101 at Mem	17,731	M. Gasol	Z. Randolph	T. Allen	C. Lee	M. Conley
2013-14	10/30/13	SA	Lost, 94-101 at SA	18,581	M. Gasol	Z. Randolph	T. Prince	T. Allen	M. Conley
2012-13	10/31/12	LAC	Lost, 92-101 at LAC	19,060	M. Gasol	Z. Randolph	R. Gay	T. Allen	M. Conley
2011-12	12/26/11	SA	Lost, 82-95 at SA	18,581	M. Gasol	Z. Randolph	R. Gay	T. Allen	M. Conley
2010-11	10/27/10	ATL	Lost, 104-119 at Mem	17,519	Z. Randolph	D. Arthur	R. Gay	O.J. Mayo	M. Conley
2009-10	10/28/09	DET	Lost, 74-96 at Mem	17,212	M. Gasol	Z. Randolph	R. Gay	O.J. Mayo	M. Conley
2008-09	10/29/08	HOU	Lost, 71-82 at Hou	18,196	M. Gasol	D. Millicic	R. Gay	O.J. Mayo	M. Conley
2007-08	10/31/07	SA	Lost, 101-104 at Mem	17,538	D. Millicic	P. Gasol	R. Gay	M. Miller	D. Stoudamire
2006-07	11/1/06	NY	Lost, 117-118 at Mem (3OT)	17,117	J. Tsakalidis	H. Warrick	M. Miller	E. Jones	D. Stoudamire
2005-06	11/2/05	MIA	Lost, 78-97 at Mem	18,119	L. Wright	P. Gasol	S. Battier	E. Jones	D. Stoudamire
2004-05	11/3/05	WAS	Lost, 91-103 at Mem	18,119	S. Swift	P. Gasol	J. Posey	B. Wells	J. Williams
2003-04	10/31/03	BOS	Lost, 91-93 at Mem	16,178	S. Swift	P. Gasol	J. Posey	M. Miller	J. Williams
2002-03	10/30/02	DAL	Lost, 109-119 at Mem	16,638	P. Gasol	D. Gooden	W. Person	M. Dickerson	J. Williams
2001-02	11/1/01	DET	Lost, 80-90 at Mem	19,405	L. Wright	S. Swift	S. Battier	M. Dickerson	J. Williams
Home Openers (6-15)									
2000-01	10/31/00	SEA	Won, 94-88 at Van	15,779	B. Reeves	O. Harrington	S. Abdur-Rahim	M. Dickerson	M. Bibby
1999-00	11/2/99	POR	Lost, 86-106 at Van	18,218	B. Reeves	O. Harrington	S. Abdur-Rahim	M. Dickerson	M. Bibby
1998-99	2/7/99	SAC	Lost, 87-109 at Sac	17,317	T. Massenburg	C. Parks	S. Abdur-Rahim	S. Mack	M. Bibby
1997-98	10/31/97	DAL	Lost, 88-90 at Van	17,021	B. Reeves	O. Thorpe	S. Abdur-Rahim	A. Peeler	A. Daniels
1996-97	11/1/96	POR	Won, 85-114 at Van	19,193	B. Reeves	E. Mobley	S. Abdur-Rahim	A. Peeler	G. Anthony
1995-96	11/3/95	POR	Won, 92-80 at Por	21,398	B. Benjamin	K. Gattison	C. King	B. Edwards	G. Anthony

Home Openers (6-15)

Season	Date	Opp	Result	Attend	Season	Date	Opp	Result	Attend
2015-16	10/28/15	CLE	Lost, 76-106 at Mem	18,119	2000-01	10/31/00	SEA	Won, 94-88 at Van	15,779
2014-15	10/29/14	MIN	Won, 105-101 at Mem	17,731	1999-00	11/2/99	POR	Lost, 86-106 at Van	18,218
2013-14	11/1/13	DET	Won, 111-108 at Mem	18,119	1998-99	2/8/99	POR	Lost, 76-95 at Van	18,353
2012-13	11/5/12	UTA	Won, 103-94 at Mem	17,401	1997-98	10/31/97	DAL	Lost, 88-90 at Van	17,021
2011-12	12/28/11	OKC	Lost, 95-98 at Mem	18,119	1996-97	11/1/96	POR	Lost, 85-114 at Van	19,193
2010-11	10/27/10	ATL	Lost, 104-119 at Mem	17,519	1995-96	11/5/95	MIN	Won, 100-98 at Van	19,193
2009-10	10/28/09	DET	Lost, 74-96 at Mem	17,212					
2008-09	10/31/08	ORL	Won, 86-84 at Mem	16,139					
2007-08	10/31/07	SA	Lost, 101-104 at Mem	17,538					
2006-07	11/1/06	NY	Lost, 117-118 at Mem (3OT)	17,117					
2005-06	11/2/05	MIA	Lost, 78-97 at Mem	18,119					
2004-05	11/3/05	WAS	Lost, 91-103 at Mem	18,119					
2003-04	10/31/03	BOS	Lost, 91-93 at Mem	16,178					
2002-03	10/30/02	DAL	Lost, 109-119 at Mem	16,638					
2001-02	11/1/01	DET	Lost, 80-90 at Mem	19,405					



ALL-TIME TEAM RECORDS

GRIZZLIES PRESEASON HISTORY

VANCOUVER

1995-96 (1-7)	Site	Opponent	Result
10/13/95	Vancouver, BC	Portland	L, 86-104
10/16/95	Sacramento, CA	Sacramento	L, 72-101
10/17/95	Vancouver, BC	Minnesota	L, 79-93
10/21/95	Winnipeg, MB	Toronto	L, 77-98
10/22/95	Vancouver, BC	Sacramento	L, 94-110
10/26/95	Eugene, OR	Portland	L, 96-101
10/28/95	Edmonton, AB	Boston	L, 101-103
10/29/95	Vancouver, BC	Seattle	W, 105-104

1996-97 (2-6)	Site	Opponent	Result
10/10/96	Vancouver, BC	Utah	L, 77-89
10/11/96	Phoenix, AZ	Phoenix	L, 83-100
10/14/96	Missoula, MT	Seattle	L, 83-89
10/15/96	Vancouver, BC	Dallas	W, 86-75
10/18/96	Mankato, MN	Minnesota	L, 88-104
10/24/96	Vancouver, BC	LA Clippers	L, 87-97
10/25/96	Portland, OR	Portland	L, 77-98
10/27/96	Calgary, AB	Toronto	W, 80-77

1997-98 (2-6)	Site	Opponent	Result
10/11/97	Los Angeles, CA	LA Clippers	L, 94-98
10/12/97	Phoenix, AZ	Phoenix	L, 88-93
10/14/97	Vancouver, BC	Portland	W, 103-83
10/15/97	Rapid City, SD	Dallas	W, 83-79
10/18/97	Vancouver, BC	Sacramento	L, 81-98
10/20/97	Halifax, NS	Toronto	L, 98-107
10/22/97	Vancouver, BC	Phoenix	L, 83-113
10/24/97	Vancouver, BC	Golden State	L, 100-107

VANCOUVER PRESEASON RECORD: G: 42 W: 7 L: 35

MEMPHIS

2001-02 (4-4)	Site	Opponent	Result
10/9/01	Memphis, TN	Portland	W, 99-95
10/14/01	Memphis, TN	LA Clippers	W, 121-113
10/15/01	Memphis, TN	Seattle	W, 103-99
10/18/01	Memphis, TN	Miami	W, 110-106
10/21/01	Phoenix, AZ	Phoenix	L, 88-102
10/23/01	Anaheim, CA	LA Lakers	L, 94-128
10/24/01	Sacramento, CA	Sacramento	L, 94-107
10/26/01	Portland, OR	Portland	L, 88-101

2002-03 (3-5)	Site	Opponent	Result
10/8/02	Memphis, TN	Houston	L, 98-106
10/9/02	Memphis, TN	Miami	W, 83-71
10/11/02	Little Rock, AR	LA Lakers	L, 87-95
10/13/02	Los Angeles, CA	LA Clippers	L, 96-106
10/14/02	Seattle, WA	Seattle	L, 78-88
10/18/02	Memphis, TN	Orlando	W, 108-105
10/19/02	Memphis, TN	Chicago	W, 123-99
10/22/02	Orlando, FL	Orlando	L, 74-82

2003-04 (7-1)	Site	Opponent	Result
10/6/03	Memphis, TN	Milwaukee	W, 105-94
10/6/03	Paris, FRANCE	San Antonio	L, 93-105
10/10/03	Barcelona, SPAIN	FC Barcelona	W, 91-80
10/14/03	Memphis, TN	Washington	W, 101-85
10/17/03	Memphis, TN	Orlando	W, 84-65
10/18/03	Memphis, TN	Atlanta	W, 94-81
10/21/03	Miami, FL	Miami	W, 97-82
10/23/03	Chicago, IL	Chicago	W, 93-89

2004-05 (6-2)	Site	Opponent	Result
10/12/04	Orlando, FL	Orlando	W, 99-95
10/14/04	Memphis, TN	Cleveland	W, 102-94
10/16/04	Memphis, TN	Indiana	L, 108-91
10/20/04	Atlanta, GA	Atlanta	W, 95-86
10/21/04	Memphis, TN	Milwaukee	W, 97-75
10/23/04	Memphis, TN	Atlanta	W, 104-72
10/26/04	Indianapolis, IN	Indiana	L, 96-102
10/28/04	Green Bay, WI	Milwaukee	W, 99-92

2005-06 (6-2)	Site	Opponent	Result
10/12/05	Memphis, TN	Chicago	W, 86-82
10/14/05	San Juan, PR	Miami	W, 101-91
10/15/05	Memphis, TN	Washington	W, 104-79
10/19/05	Cleveland, OH	Cleveland	L, 88-84
10/22/05	Memphis, TN	Houston	W, 82-78
10/24/05	Memphis, TN	Orlando	L, 67-65
10/25/05	Chicago, IL	Chicago	W, 85-88
10/27/05	Chattanooga, TN	Atlanta	W, 99-84

1998-99 (0-2)	Site	Opponent	Result
1/29/99	Vancouver, BC	Portland	L, 89-109
1/30/99	Seattle, WA	Seattle	L, 68-80

1999-00 (1-7)	Site	Opponent	Result
10/13/99	Ogden, UT	Utah	L, 86-98
10/15/99	Oakland, CA	Golden State	L, 84-96
10/17/99	Vancouver, BC	Denver	L, 94-108
10/18/99	Edmonton, AB	Toronto	L, 84-110
10/22/99	Vancouver, BC	LA Clippers	L, 94-104
10/24/99	Vancouver, BC	Sacramento	L, 101-103
10/26/99	Denver, CO	Denver	W, 105-97
10/27/99	Vancouver, BC	Seattle	L, 94-95

2000-01 (1-7)	Site	Opponent	Result
10/9/00	Seattle, WA	Seattle	L, 89-96
10/10/00	Vancouver, BC	Golden State	W, 91-84
10/12/00	Toronto, ON	Toronto	L, 92-97
10/14/00	Los Angeles, CA	LA Clippers	L, 78-86
10/15/00	Tucson, AZ	Phoenix	L, 94-105
10/20/00	Sacramento, CA	Sacramento	L, 90-82
10/24/00	Vancouver, BC	Phoenix	L, 75-88
10/25/00	Oakland, CA	Golden State	L, 91-101

2006-07 (4-4)	Site	Opponent	Result
10/10/06	Houston, TX	Houston	W, 75-69
10/11/06	Memphis, TN	Atlanta	L, 91-108
10/14/06	Memphis, TN	Detroit	W, 101-89
10/16/06	Memphis, TN	Chicago	L, 78-87
10/20/06	Memphis, TN	Miami	W, 96-95
10/21/06	Orlando, FL	Orlando	L, 89-112
10/24/06	Chicago, IL	Chicago	L, 87-84
10/25/06	Detroit, MI	Detroit	W, 92-82

2007-08 (5-3)	Site	Opponent	Result
10/9/07	Malaga, SPAIN	Unicaja Malaga	L, 102-99
10/11/07	Madrid, SPAIN	MMT Estudiantes	W, 98-73
10/15/07	Memphis, TN	Minnesota	W, 101-93
10/17/07	Indianapolis, IN	Indiana	L, 115-122
10/22/07	Memphis, TN	Miami	W, 104-98
10/23/07	Houston, TX	Houston	W, 109-107
10/24/07	Memphis, TN	Houston	W, 96-90
10/26/07	Memphis, TN	Indiana	L, 113-140

2008-09 (2-6)	Site	Opponent	Result
10/7/08	Houston, TX	Houston	L, 93-96
10/8/08	Memphis, TN	Washington	L, 80-89
10/10/08	Memphis, TN	Charlotte	W, 92-78
10/13/08	Memphis, TN	Indiana	W, 103-95
10/15/08	Memphis, TN	Houston	L, 97-101
10/17/08	Indianapolis, IN	Indiana	L, 86-112
10/21/08	Miami, FL	Miami	L, 85-102
10/22/08	Orlando, FL	Orlando	L, 90-101

2009-10 (3-5)	Site	Opponent	Result
10/6/09	Richmond, VA	Washington	L, 92-101
10/7/09	Memphis, TN	Oklahoma City	W, 99-91
10/11/09	Dallas, TX	Dallas	L, 107-114
10/12/09	Memphis, TN	Orlando	L, 83-102
10/14/09	Milwaukee, WI	Atlanta	L, 96-111
10/17/09	Memphis, TN	Detroit	W, 115-94
10/21/09	Miami, FL	Miami	L, 93-99
10/23/09	Charlotte, NC	Charlotte	W, 95-92

2010-11 (8-0)	Site	Opponent	Result
10/6/10	Memphis, TN	Indiana	W, 87-85
10/7/10	Miami, FL	Atlanta	W, 115-111 (OT)
10/9/10	New Orleans, LA	New Orleans	W, 97-90
10/12/10	Tulsa, OK	Oklahoma City	W, 116-96
10/14/10	Memphis, TN	Caja Laboral	W, 110-105
10/16/10	Memphis, TN	Milwaukee	W, 91-77
10/18/10	Memphis, TN	New Orleans	W, 96-91
10/22/10	Detroit, MI	Detroit	W, 106-103

2011-12 (1-1)	Site	Opponent	Result
12/16/11	Memphis, TN	New Orleans	W, 97-90
12/21/11	New Orleans, LA	New Orleans	L, 80-95

2012-13 (4-4)	Site	Opponent	Result
10/6/12	Memphis, TN	Real Madrid	W, 105-93
10/9/12	Chicago, IL	Chicago	L, 88-92
10/14/12	Memphis, TN	Atlanta	W, 110-102
10/17/12	Houston, TX	Houston	L, 102-109
10/18/12	La Crosse, WI	Milwaukee	W, 97-94
10/20/12	Indianapolis, IN	Indiana	L, 80-83
10/24/12	Memphis, TN	Orlando	W, 115-100
10/26/12	Memphis, TN	Toronto	L, 106-120

2013-14 (4-4)	Site	Opponent	Result
10/7/13	St. Louis, MO	Chicago	L, 87-106
10/9/13	Memphis, TN	Dallas	L, 90-95
10/13/13	Memphis, TN	Maccabi Haifa	W, 116-70
10/15/13	Memphis, TN	Milwaukee	W, 102-99
10/18/13	Orlando, FL	Orlando	W, 97-91
10/20/13	Atlanta, GA	Atlanta	W, 90-82
10/23/13	Toronto, Canada	Toronto	L, 72-108
10/23/13	Memphis, TN	Houston	L, 73-92

MEMPHIS PRESEASON RECORD: G: 113 W: 66 L: 47
ALL-TIME PRESEASON RECORD: G: 155 W: 73 L: 82

2014-15 (3-5)	Site	Opponent	Result
10/8/14	Green Bay, WI	Milwaukee	L, 83-86
10/9/14	Houston, TX	Houston	L, 93-113
10/11/14	Memphis, TN	Atlanta	W, 93-88
10/14/14	Oklahoma City, OK	Oklahoma City	L, 107-117
10/17/14	Memphis, TN	Flamengo	W, 112-72
10/20/14	Dallas, TX	Dallas	L, 103-108
10/22/14	Memphis, TN	Cleveland	W, 96-92
10/24/14	Memphis, TN	Miami	L, 98-104

2015-16 (6-1)	Site	Opponent	Result
10/6/15	Memphis, TN	Houston	W, 92-89
10/8/15	Memphis, TN	Maccabi Haifa	W, 97-84
10/12/15	Columbus, OH	Cleveland	W, 91-81
10/16/15	Memphis, TN	Oklahoma City	W, 94-78
10/18/15	Memphis, TN	Minnesota	W, 90-88
10/21/15	Atlanta, GA	Atlanta	W, 82-81
10/23/15	Orlando, FL	Orlando	L, 76-86



ALL-TIME INDIVIDUAL RECORDS

GRIZZLIES INDIVIDUAL SEASON & GAME HIGHS

POINTS				FIELD GOALS MADE		
Season	1,829	Shareef Abdur-Rahim	1997-98 (Van)	653	Shareef Abdur-Rahim	1997-98 (Van)
	1,681	Zach Randolph	2009-10 (Mem)	652	Zach Randolph	2009-10 (Mem)
	1,663	(2) Shareef Abdur-Rahim	2000-01 (Van)	625	Rudy Gay	2007-08 (Mem)
Game	45	Mike Miller	Mem at GS, 2/21/07	18	Bryant Reeves	Van at Pho, 4/19/97
	44	Pau Gasol	Mem vs Sea, 3/28/06	17	(5) O.J. Mayo *	Mem at Den, 11/1/09
	43	Pau Gasol	Mem at GS, 1/11/08			
Half	27	(3) Mike Miller *	Mem vs Dal, 1/31/07 (2nd)	11	(3) Pau Gasol *	Mem at GS, 1/11/08 (1st)
Quarter	22	Greg Anthony	Van vs Det, 12/7/95 (2nd)	8	(3) Zach Randolph *	Mem vs Mia, 4/9/14 (1st)
FIELD GOAL ATTEMPTS				FREE THROWS MADE		
Season	1,354	Rudy Gay	2007-08 (Mem)	502	Shareef Abdur-Rahim	1997-98 (Van)
	1,347	Shareef Abdur-Rahim	1997-98 (Van)	446	Shareef Abdur-Rahim	1999-00 (Van)
	1,336	Zach Randolph	2009-10 (Mem)	443	Shareef Abdur-Rahim	2000-01 (Van)
Game	31	Shareef Abdur-Rahim	Van vs Den, 12/23/99	16	Shareef Abdur-Rahim	Van vs LAC, 2/10/99
	31	Shareef Abdur-Rahim	Van at GS, 3/9/99	16	Shareef Abdur-Rahim	Van vs LAL, 2/23/99
	30	Shareef Abdur-Rahim	Van vs Por, 4/11/98	16	Marc Gasol	Mem at NOP, 12/11/15
Half	19	Marc Gasol	Mem vs NY, 1/16/16 (2nd)	14	Shareef Abdur-Rahim	Van vs LAC, 2/10/99 (2nd)
Quarter	13	Rudy Gay	Mem vs Ori, 10/31/08 (4th)	12	Shareef Abdur-Rahim	Van vs LAC, 2/10/99 (4th)
FREE THROW ATTEMPTS				3-PT FGS MADE		
Season	640	Shareef Abdur-Rahim	1997-98 (Van)	202	Mike Miller	2006-07 (Mem)
	617	Pau Gasol	2005-06 (Mem)	156	Juan Carlos Navarro	2007-08 (Mem)
	565	Pau Gasol	2002-03 (Mem)	155	Mike Miller	2007-08 (Mem)
Game	20	Pau Gasol	Mem vs Uta, 1/6/06	9	Mike Miller	Mem vs GS, 1/3/07
	19	Shareef Abdur-Rahim	Van vs LAL, 2/23/99	9	Mike Miller	Mem at GS, 2/21/07
	19	Pau Gasol	Mem vs NOK, 12/6/05	8	(2) Juan Carlos Navarro*	Mem vs NO, 11/16/08
Half	15	(2) Zach Randolph*	Mem at Det, 1/12/11 (2nd)	7	Jason Williams	Mem vs Mil, 1/15/05 (2nd)
Quarter	12	Shareef Abdur-Rahim	Van vs LAC, 2/10/99 (4th)	5	(4) Mike Miller*	Mem vs Dal, 1/31/07 (4th)
3-PT FG ATTEMPTS				REBOUNDS		
Season	498	Mike Miller	2006-07 (Mem)	950	Zach Randolph	2009-10 (Mem)
	432	Juan Carlos Navarro	2007-08 (Mem)	914	Zach Randolph	2010-11 (Mem)
	430	Jason Williams	2001-02 (Mem)	854	Zach Randolph	2012-13 (Mem)
Game	17	Mike Miller	Mem at GS, 2/21/07	26	Lorenzen Wright	Mem vs Dal, 11/4/01
	14	Jason Williams	Mem vs Mil, 12/18/01	25	Zach Randolph	Mem at NY, 2/27/10
	14	Juan Carlos Navarro	Mem at Den, 4/16/08	24	Zach Randolph	Mem vs Den, 12/20/09
Half	11	Jason Williams	Mem vs Mil, 1/15/05 (2nd)	18	Zach Randolph	Mem vs Det, 11/15/14 (2nd)
Quarter	7	(5) Matt Barnes *	Mem vs Mil, 1/28/16 (4th)	13	Zach Randolph	Mem vs OKC, 12/11/09 (3rd)
OFFENSIVE REBOUNDS				DEFENSIVE REBOUNDS		
Season	330	Zach Randolph	2009-10 (Mem)	620	Zach Randolph	2009-10 (Mem)
	326	Zach Randolph	2010-11 (Mem)	607	Shareef Abdur-Rahim	1999-00 (Van)
	310	Zach Randolph	2012-13 (Mem)	588	Zach Randolph	2010-11 (Mem)
Game	13	Zach Randolph	Mem vs Det, 11/15/14	18	Shareef Abdur-Rahim	Van at Cha, 11/24/99
	13	Alex Stepheson	Mem at Hou, 3/14/16	18	Shareef Abdur-Rahim	Van at Bos, 11/26/00
	11	Zach Randolph	Mem vs OKC, 12/11/09	17	(2) Lorenzen Wright *	Mem vs Dal, 11/4/01
Half	11	Zach Randolph	Mem vs Det, 11/15/14 (2nd)	11	(3) Marc Gasol *	Mem at Mil, 3/31/12 (2nd)
Quarter	7	(2) Alex Stepheson *	Mem at Hou, 3/14/16 (4th)	8	(4) Mike Miller *	Mem vs Min, 12/1/07 (1st)
ASSISTS				STEALS		
Season	685	Mike Bibby	2000-01 (Van)	174	Mike Conley	2012-13 (Mem)
	665	Mike Bibby	1999-00 (Van)	144	Mike Conley	2010-11 (Mem)
	631	Jason Williams	2002-03 (Mem)	137	James Posey	2003-04 (Mem)
Game	19	Jason Williams	Mem vs GS, 3/30/02	8	Tony Allen	Mem vs Cle, 4/23/12
	18	Mike Bibby	Van at Sea, 1/12/01	7	(8) Tony Allen *	Mem vs NY, 1/5/15
	18	Mike Bibby	Van at Den, 4/7/01			
Half	12	(3) Jason Williams *	Mem vs GS, 3/30/02 (1st)	7	Greg Anthony	Van vs LAC, 11/30/97 (2nd)
Quarter	8	(3) Jason Williams *	Mem vs GS, 3/30/02 (2nd)	4	(Many times) Nick Calathes *	Mem at Hou, 3/4/15 (2nd)

* Most recent occurrence

ALL-TIME INDIVIDUAL RECORDS



GRIZZLIES INDIVIDUAL SEASON & GAME HIGHS (CONT'D)

TURNOVERS				BLOCKS		
Season	257	Shareef Abdur-Rahim	1997-98 (Van)	169	Pau Gasol	2001-02 (Mem)
	249	Shareef Abdur-Rahim	1999-00 (Van)	163	Roy Rogers	1996-97 (Van)
	248	Mike Bibby	2000-01 (Van)	153	Pau Gasol	2005-06 (Mem)
Game	9	Pau Gasol	Mem at Dal, 2/7/07	8	(4) Marc Gasol *	Mem vs Por, 1/4/13
	8	(Many times) Pau Gasol *	Mem at SA, 4/9/06			
Half Quarter	6	(8) Zach Randolph *	Mem vs LAC, 12/5/13 (1st)	7	Marc Gasol	Mem vs Por, 1/4/13
	5	(4) Pau Gasol *	Mem at SA, 4/9/06 (1st)	6	Marc Gasol	Mem vs Por, 1/4/13
MINUTES				FIELD GOAL PCT		
Season	3,241	Shareef Abdur-Rahim	2000-01 (Van)	.581	Marc Gasol	2009-10 (Mem)
	3,223	Shareef Abdur-Rahim	1999-00 (Van)	.538	Pau Gasol	2006-07 (Mem)
	3,190	Mike Bibby	2000-01 (Van)	.530	Marc Gasol	2008-09 (Mem)
Game	56	Shareef Abdur-Rahim	Van vs Bos, 2/17/99 (3ot)	1.000	(6) Mike Conley *	Mem vs Mia, 12/7/14 (8/8)
	56	Pau Gasol	Mem vs Det, 12/19/06 (2ot)			
	55	Shareef Abdur-Rahim	Van vs Min, 4/14/00 (2ot)			
FREE THROW PCT				3-PT FG PCT		
Season	.879	O.J. Mayo	2008-09 (Mem)	.459	Mike Miller	2013-14 (Mem)
	.873	Brian Cardinal	2004-05 (Mem)	.433	Mike Miller	2004-05 (Mem)
	.865	James Posey	2004-05 (Mem)	.433	Wesley Person	2002-03 (Mem)
Game	1.000	(Many times) Jeff Green *	Mem vs LAL, 3/6/15 (10/10)	1.000	(5) Matt Barnes *	Mem vs Det, 1/14/16 (6/6)
		min. 10 FTA			min. 5 3FGA	
Season leaders meeting NBA league statistical requirements						

Season leaders meeting NBA league statistical requirements



ALL-TIME INDIVIDUAL RECORDS

GRIZZLIES YEAR-BY-YEAR INDIVIDUAL LEADERS

(Single-season team record holder in bold)

SEASON	SCORING AVERAGE	G	PTS	AVG
MEMPHIS				
2015-16	Zach Randolph	68	1,040	15.3
2014-15	Marc Gasol	81	1,413	17.4
2013-14	Zach Randolph	79	1,372	17.4
2012-13	Zach Randolph	76	1,169	15.4
2011-12	Rudy Gay	65	1,232	19.0
2010-11	Zach Randolph	75	1,504	20.1
2009-10	Zach Randolph	81	1,681	20.8
2008-09	Rudy Gay	79	1,493	18.9
2007-08	Rudy Gay	81	1,632	20.1
2006-07	Pau Gasol	59	1,226	20.8
2005-06	Pau Gasol	80	1,628	20.4
2004-05	Pau Gasol	56	997	17.8
2003-04	Pau Gasol	78	1,381	17.7
2002-03	Pau Gasol	82	1,555	19.0
2001-02	Pau Gasol	82	1,441	17.6

VANCOUVER				
2000-01	Shareef Abdur-Rahim	81	1,663	20.5
1999-00	Shareef Abdur-Rahim	82	1,663	20.3
1998-99	Shareef Abdur-Rahim	50	1,152	23.0
1997-98	Shareef Abdur-Rahim	82	1,829	22.3
1996-97	Shareef Abdur-Rahim	80	1,494	18.7
1995-96	Greg Anthony	69	967	14.0

SEASON	REBOUND AVERAGE	G	REBS	AVG
MEMPHIS				
2015-16	Zach Randolph	68	529	7.8
2014-15	Zach Randolph	71	747	10.5
2013-14	Zach Randolph	79	795	10.1
2012-13	Zach Randolph	76	854	11.2
2011-12	Marc Gasol	65	579	8.9
2010-11	Zach Randolph	75	914	12.2
2009-10	Zach Randolph	81	950	11.7
2008-09	Marc Gasol	82	605	7.4
2007-08	Mike Miller	70	467	6.7
2006-07	Pau Gasol	59	581	9.8
2005-06	Pau Gasol	80	713	8.9
2004-05	Lorenzen Wright	80	613	7.7
2003-04	Pau Gasol	78	600	7.7
2002-03	Pau Gasol	82	720	8.8
2001-02	Lorenzen Wright	43	405	9.4

VANCOUVER				
2000-01	Shareef Abdur-Rahim	81	735	9.1
1999-00	Shareef Abdur-Rahim	82	825	10.1
1998-99	Shareef Abdur-Rahim	50	374	7.5
1997-98	Bryant Reeves	74	585	7.9
1996-97	Bryant Reeves	75	610	8.1
1995-96	Bryant Reeves	77	570	7.4

SEASON	ASSISTS AVERAGE	G	AST	AVG
MEMPHIS				
2015-16	Matt Barnes	74	163	2.1
2014-15	Mike Conley	70	375	5.4
2013-14	Mike Conley	73	441	6.0
2012-13	Mike Conley	80	487	6.1
2011-12	Mike Conley	62	404	6.5
2010-11	Mike Conley	81	528	6.5
2009-10	Mike Conley	80	425	5.3
2008-09	Mike Conley	82	354	4.3
2007-08	Mike Conley	53	222	4.2
2006-07	Damon Stoudamire	62	299	4.8
2005-06	Pau Gasol	80	371	4.6
2004-05	Jason Williams	71	399	5.6
2003-04	Jason Williams	72	492	6.8
2002-03	Jason Williams	76	631	8.3
2001-02	Jason Williams	65	519	8.0

VANCOUVER				
2000-01	Mike Bibby	82	685	8.4
1999-00	Mike Bibby	92	665	8.1
1998-99	Mike Bibby	50	325	6.5
1997-98	Antonio Daniels	74	334	4.5
1996-97	Greg Anthony	65	407	6.3
1995-96	Greg Anthony	69	476	6.9

HISTORY

ALL-TIME INDIVIDUAL RECORDS



GRIZZLIES YEAR-BY-YEAR INDIVIDUAL LEADERS

(Single-season team record holder in bold)

SEASON	STEALS AVERAGE	G	STLS	AVG
MEMPHIS				
2015-16	Tony Allen	64	110	1.72
2014-15	Tony Allen	63	129	2.05
2013-14	Tony Allen	55	90	1.64
2012-13	Mike Conley	80	174	2.18
2011-12	Mike Conley	62	136	2.19
2010-11	Tony Allen	72	129	1.79
2009-10	Rudy Gay	80	118	1.48
2008-09	Rudy Gay	79	98	1.24
2007-08	Rudy Gay	81	111	1.37
2006-07	Tarence Kinsey	48	53	1.10
2005-06	Eddie Jones	75	131	1.75
2004-05	Brian Cardinal	58	88	1.52
2003-04	James Posey	82	137	1.67
2002-03	Shane Battier	78	102	1.31
2001-02	Jason Williams	65	111	1.71

VANCOUVER				
2000-01	Mike Bibby	82	107	1.30
1999-00	Mike Bibby	82	132	1.61
1998-99	Mike Bibby	50	78	1.56
1997-98	Shareef Abdur-Rahim	82	89	1.09
1996-97	Greg Anthony	65	129	1.98
1995-96	Eric Murdock	64	129	2.02

SEASON	BLOCKS AVERAGE	G	BLKS	AVG
MEMPHIS				
2015-16	Matt Barnes	74	57	0.75
2014-15	Marc Gasol	81	131	1.62
2013-14	Marc Gasol	55	76	1.29
2012-13	Marc Gasol	80	139	1.74
2011-12	Marc Gasol	65	121	1.86
2010-11	Marc Gasol	81	136	1.68
2009-10	Marc Gasol	69	109	1.58
2008-09	Marc Gasol	82	90	1.10
2007-08	Darko Milicic	70	114	1.63
2006-07	Pau Gasol	59	126	2.14
2005-06	Pau Gasol	80	153	1.91
2004-05	Pau Gasol	56	93	1.66
2003-04	Pau Gasol	78	132	1.69
2002-03	Pau Gasol	82	148	1.80
2001-02	Pau Gasol	82	169	2.06

VANCOUVER				
2000-01	Stromile Swift	80	82	1.03
1999-00	Shareef Abdur-Rahim	82	87	1.06
1998-99	Shareef Abdur-Rahim	50	55	1.10
1997-98	Bryant Reeves	74	80	1.08
1996-97	Roy Rogers	82	163	1.99
1995-96	Bryant Reeves	77	55	0.71

SEASON	FIELD GOAL PCT	FGM	ATTS	FG%
MEMPHIS				
2015-16	Zach Randolph	431	907	.475
2014-15	Kosta Koufos	182	358	.508
2013-14	Ed Davis	155	290	.534
2012-13	Marc Gasol	429	869	.494
2011-12	Marc Gasol	357	740	.482
2010-11	Marc Gasol	364	691	.527
2009-10	Marc Gasol	378	651	.581
2008-09	Marc Gasol	350	661	.530
2007-08	Mike Miller	414	824	.502
2006-07	Pau Gasol	462	858	.538
2005-06	Pau Gasol	600	1,194	.503
2004-05	Pau Gasol	357	695	.514
2003-04	Bo Outlaw	159	312	.510
2002-03	Pau Gasol	569	1,116	.510
2001-02	Pau Gasol	551	1,064	.518

VANCOUVER				
2000-01	Shareef Abdur-Rahim	604	1,280	.472
1999-00	Othella Harrington	420	830	.506
1998-99	Tony Massenburg	189	388	.487
1997-98	Bryant Reeves	492	941	.523
1996-97	Roy Rogers	244	483	.505
1995-96	Bryant Reeves	401	877	.457

SEASON	TOTAL STEALS	STLS
2015-16	Tony Allen	110
2014-15	Tony Allen	129
2013-14	Mike Conley	110
2012-13	Mike Conley	174
2011-12	Mike Conley	136
2010-11	Mike Conley	144
2009-10	Rudy Gay	118
2008-09	Rudy Gay	98
2007-08	Rudy Gay	111
2006-07	Rudy Gay	71
2005-06	Eddie Jones	131
2004-05	Shane Battier	91
2003-04	James Posey	137
2002-03	Shane Battier	102
2001-02	Jason Williams	111

SEASON	TOTAL BLOCKS	BLKS
2015-16	Marc Gasol	70
2014-15	Marc Gasol	131
2013-14	Marc Gasol	76
2012-13	Marc Gasol	139
2011-12	Marc Gasol	121
2010-11	Marc Gasol	136
2009-10	Marc Gasol	109
2008-09	Marc Gasol	90
2007-08	Darko Milicic	114
2006-07	Pau Gasol	123
2005-06	Pau Gasol	153
2004-05	Pau Gasol	93
2003-04	Pau Gasol	132
2002-03	Pau Gasol	148
2001-02	Pau Gasol	169

2000-01	Stromile Swift	82
1999-00	Shareef Abdur-Rahim	87
1998-99	Shareef Abdur-Rahim	55
1997-98	Bryant Reeves	80
1996-97	Roy Rogers	163
1995-96	Bryant Reeves	55

SEASON	FIELD GOALS MADE	FGM
2015-16	Zach Randolph	431
2014-15	Marc Gasol	530
2013-14	Zach Randolph	560
2012-13	Zach Randolph	471
2011-12	Rudy Gay	485
2010-11	Zach Randolph	598
2009-10	Zach Randolph	652
2008-09	Rudy Gay	572
2007-08	Rudy Gay	625
2006-07	Mike Miller	465
2005-06	Pau Gasol	600
2004-05	Mike Miller	387
2003-04	Pau Gasol	506
2002-03	Pau Gasol	569
2001-02	Pau Gasol	551

2000-01	Shareef Abdur-Rahim	604
1999-00	Shareef Abdur-Rahim	594
1998-99	Shareef Abdur-Rahim	386
1997-98	Shareef Abdur-Rahim	653
1996-97	Shareef Abdur-Rahim	550
1995-96	B.Reeves, B.Edwards	401

INTRO

PLAYERS

EXECUTIVES

BASKETBALL

OPERATIONS

BUSINESS

OPERATIONS

MEDIA

COMMUNITY

HISTORY

PLAYOFFS

REVIEW

OPONENTS

NBA

FEDERATION

AT A GLANCE



ALL-TIME INDIVIDUAL RECORDS

GRIZZLIES YEAR-BY-YEAR INDIVIDUAL LEADERS

(Single-season team record holder in bold)

SEASON	FREE THROW PCT	FGM	ATTS	FT%	SEASON	FIELD THROWS MADE	FTM
MEMPHIS							
2015-16	Mike Conley	191	229	.834	2015-16	Mario Chalmers	206
2014-15	Courtney Lee	111	129	.860	2014-15	Marc Gasol	350
2013-14	Mike Conley	225	276	.815	2013-14	Zach Randolph	250
2012-13	Marc Gasol	268	316	.848	2012-13	Marc Gasol	268
2011-12	Mike Conley	136	158	.861	2011-12	Marc Gasol	237
2010-11	Rudy Gay	194	241	.805	2010-11	Zach Randolph	300
2009-10	O.J. Mayo	212	262	.809	2009-10	Zach Randolph	362
2008-09	O.J. Mayo	247	281	.879	2008-09	Marc Gasol	275
2007-08	Pau Gasol	176	215	.819	2007-08	Rudy Gay	248
2006-07	Chuck Atkins	252	311	.810	2006-07	Pau Gasol/Hakim Warrick	299
2005-06	Mike Miller	168	210	.800	2005-06	Pau Gasol	425
2004-05	Brian Cardinal	158	181	.873	2004-05	Pau Gasol	282
2003-04	James Posey	278	335	.830	2003-04	Pau Gasol	365
2002-03	Pau Gasol	416	565	.736	2002-03	Pau Gasol	416
2001-02	Stromile Swift	217	305	.711	2001-02	Pau Gasol	338

VANCOUVER							
2000-01	Shareef Abdur-Rahim	443	531	.834	2000-01	Shareef Abdur-Rahim	443
1999-00	Michael Dickerson	269	324	.830	1999-00	Shareef Abdur-Rahim	446
1998-99	Shareef Abdur-Rahim	369	439	.841	1998-99	Shareef Abdur-Rahim	369
1997-98	Blue Edwards	180	215	.837	1997-98	Shareef Abdur-Rahim	502
1996-97	Anthony Peeler	109	133	.820	1996-97	Shareef Abdur-Rahim	387
1995-96	Byron Scott	203	243	.835	1995-96	Greg Anthony	229

SEASON	3-PT FG PCT	3FG	ATTS	3FG%	SEASON	3-PT FGS MADE	3FG
MEMPHIS							
2015-16	Matt Barnes	119	370	.322	2015-16	Matt Barnes	119
2014-15	Courtney Lee	90	224	.402	2014-15	Mike Conley	107
2013-14	Mike Miller	107	233	.459	2013-14	Mike Miller	107
2012-13	Quincy Pondexter	60	152	.395	2012-13	Mike Conley	106
2011-12	Mike Conley	60	159	.377	2011-12	O.J. Mayo	100
2010-11	Mike Conley	80	217	.369	2010-11	O.J. Mayo	96
2009-10	Mike Conley	82	212	.387	2009-10	O.J. Mayo	136
2008-09	Mike Conley	88	217	.406	2008-09	O.J. Mayo	145
2007-08	Mike Miller	155	359	.432	2007-08	Juan Carlos Navarro	15
2006-07	Mike Miller	202	498	.406	2006-07	Mike Miller	202
2005-06	Mike Miller	138	339	.407	2005-06	Mike Miller	138
2004-05	Mike Miller	140	323	.433	2004-05	Mike Miller	140
2003-04	James Posey	112	290	.386	2003-04	Jason Williams	120
2002-03	Wesley Person	100	231	.433	2002-03	Jason Williams	143
2001-02	Shane Battier	103	276	.373	2001-02	Jason Williams	127

VANCOUVER							
2000-01	Mike Bibby	108	285	.379	2000-01	Mike Bibby	108
1999-00	Michael Dickerson	119	291	.409	1999-00	Michael Dickerson	119
1998-99	Sam Mack	42	108	.389	1998-99	Sam Mack	42
1997-98	Pete Chilcutt	54	130	.415	1997-98	Sam Mack	110
1996-97	Lee Mayberry	83	221	.376	1996-97	Anthony Peeler	128
1995-96	Chris King	44	113	.389	1995-96	Greg Anthony	90

SEASON	FG ATTEMPTS	FGA	SEASON	FT ATTEMPTS	FTA
MEMPHIS					
2015-16	Zach Randolph	907	2015-16	Mario Chalmers	249
2014-15	Marc Gasol	1,072	2014-15	Marc Gasol	440
2013-14	Zach Randolph	1,198	2013-14	Zach Randolph	337
2012-13	Zach Randolph	1,024	2012-13	Marc Gasol	316
2011-12	Rudy Gay	1,067	2011-12	Marc Gasol	317
2010-11	Zach Randolph	1,188	2010-11	Zach Randolph	396
2009-10	Zach Randolph	1,336	2009-10	Zach Randolph	465
2008-09	O.J. Mayo	1,283	2008-09	Marc Gasol	375
2007-08	Rudy Gay	1,354	2007-08	Kyle Lowry	348
2006-07	Mike Miller	1,010	2006-07	Pau Gasol	400
2005-06	Pau Gasol	1,194	2005-06	Pau Gasol	617
2004-05	Pau Gasol	695	2004-05	Pau Gasol	367
2003-04	Pau Gasol	1,049	2003-04	Pau Gasol	511
2002-03	Pau Gasol	1,116	2002-03	Pau Gasol	565
2001-02	Pau Gasol	1,064	2001-02	Pau Gasol	477

VANCOUVER					
2000-01	Shareef Abdur-Rahim	1,280	2000-01	Shareef Abdur-Rahim	531
1999-00	Shareef Abdur-Rahim	1,277	1999-00	Shareef Abdur-Rahim	551
1998-99	Shareef Abdur-Rahim	893	1998-99	Shareef Abdur-Rahim	439
1997-98	Shareef Abdur-Rahim	1,347	1997-98	Shareef Abdur-Rahim	640
1996-97	Shareef Abdur-Rahim	1,214	1996-97	Shareef Abdur-Rahim	519
1995-96	Blue Edwards	956	1995-96	Bryant Reeves	299

ALL-TIME INDIVIDUAL RECORDS



GRIZZLIES YEAR-BY-YEAR INDIVIDUAL LEADERS

(Single-season team record holder in bold)

SEASON	3-PT FG ATTEMPTS	3FGA	SEASON	MINUTES	MIN
MEMPHIS					
2015-16	Matt Barnes	370	2015-16	Matt Barnes	2,190
2014-15	Mike Conley	277	2014-15	Marc Gasol	2,887
2013-14	Mike Conley	291	2013-14	Zach Randolph	2,705
2012-13	Mike Conley	293	2012-13	Marc Gasol	2,796
2011-12	O.J. Mayo	275	2011-12	Rudy Gay	2,422
2010-11	O.J. Mayo	264	2010-11	Mike Conley	2,872
2009-10	O.J. Mayo	355	2009-10	Rudy Gay	3,175
2008-09	O.J. Mayo	378	2008-09	O.J. Mayo	3,120
2007-08	Juan Carlos Navarro	432	2007-08	Rudy Gay	3,000
2006-07	Mike Miller	498	2006-07	Mike Miller	2,740
2005-06	Eddie Jones	374	2005-06	Pau Gasol	3,135
2004-05	Jason Williams	330	2004-05	Shane Battier	2,516
2003-04	Jason Williams	364	2003-04	Pau Gasol	2,458
2002-03	Jason Williams	404	2002-03	Pau Gasol	2,948
2001-02	Jason Williams	430	2001-02	Shane Battier	3,097

VANCOUVER					
2000-01	Mike Bibby	285	2000-01	Shareef Abdur-Rahim	3,241
1999-00	Michael Dickerson	291	1999-00	Shareef Abdur-Rahim	3,223
1998-99	Sam Mack	108	1998-99	Shareef Abdur-Rahim	2,021
1997-98	Sam Mack	269	1997-98	Shareef Abdur-Rahim	2,950
1996-97	Anthony Peeler	343	1996-97	Shareef Abdur-Rahim	2,802
1995-96	Greg Anthony	271	1995-96	Blue Edwards	2,773

SEASON	GAMES	GM	SEASON	GAMES STARTED	GS
MEMPHIS					
2015-16	Ja. Green	78	2015-16	Tony Allen	57
2014-15	M. Gasol, K. Koufos	81	2014-15	Marc Gasol	81
2013-14	Mike Miller	82	2013-14	Zach Randolph	79
2012-13	J. Bayless, M. Conley, M. Gasol	80	2012-13	Mike Conley, Marc Gasol	80
2011-12	O.J. Mayo	66	2011-12	Marc Gasol, Rudy Gay	65
2010-11	Mike Conley, Marc Gasol	81	2010-11	Mike Conley, Marc Gasol	81
2009-10	O.J. Mayo	82	2009-10	O.J. Mayo	82
2008-09	Four players tied with	82	2008-09	O.J. Mayo	82
2007-08	Kyle Lowry, Juan Carlos Navarro	82	2007-08	Rudy Gay	81
2006-07	Hakim Warrick	82	2006-07	Mike Miller	69
2005-06	Shane Battier	81	2005-06	Shane Battier	81
2004-05	S. Battier, E. Watson, L. Wright	80	2004-05	Lorenzen Wright	77
2003-04	James Posey, Bo Outlaw	82	2003-04	James Posey	82
2002-03	Pau Gasol	82	2002-03	Pau Gasol	82
2001-02	Pau Gasol	82	2001-02	Pau Gasol	79

VANCOUVER					
2000-01	Mike Bibby	82	2000-01	Mike Bibby	82
1999-00	Four players tied with	82	1999-00	Four players tied with	82
1998-99	S. Abdur-Rahim, M. Bibby	50	1998-99	Shareef Abdur-Rahim, Mike Bibby	50
1997-98	S. Abdur-Rahim, P. Chilcutt, G. Lynch	82	1997-98	Shareef Abdur-Rahim	82
1996-97	Roy Rogers	82	1996-97	Bryant Reeves	75
1995-96	Blue Edwards	82	1995-96	Blue Edwards	82



ALL-TIME INDIVIDUAL RECORDS

GRIZZLIES ALL-TIME TOP INDIVIDUAL SINGLE-GAME PERFORMANCES

	GRIZZLIES	Game	Date		OPPONENTS	Game	Date	
POINTS	45	Mike Miller	Mem at GS	2/21/07	60	Kobe Bryant	LAL at Mem	3/22/07
	44	Pau Gasol	Mem vs Sea	3/28/06	56	Kobe Bryant	LAL vs Mem	1/14/02
	43	Pau Gasol	Mem at GS	1/11/08	53	Kobe Bryant	LAL vs Mem	3/28/08
	41	Bryant Reeves	Van at Bos	1/15/98	51	Lebron James	Cle at Mem	1/15/08
	41	Mike Miller	Mem vs Den	3/17/06	50	Jamal Mashburn	NO vs Mem	2/21/03
	41	Rudy Gay	Mem at Mia	12/13/09	48	Kevin Martin	Sac vs Mem	11/2/09
	40	Anthony Peeler	Van at NJ	2/4/97	47	John Wall	Was vs Mem	3/25/13
	40	Michael Dickerson	Van at LAC	2/10/00	46	Antonio McDyess	Den vs Van	2/28/99
	40	O.J. Mayo	Mem at Den	11/1/09	46	Stephen Curry	GS vs Mem	4/13/16
	39	Bryant Reeves	Van at Pho	4/19/97	45	Kobe Bryant	LAL at Mem	11/29/02
	39	Shareef Abdur-Rahim	Mem vs Bos	2/17/99	45	Kobe Bryant	LAL vs Mem	12/28/05
	39	Pau Gasol	Mem vs Was	2/27/06	44	Elton Brand	LAC vs Mem	2/10/06
	38	Bryant Reeves	Van vs Tor	3/8/98	44	Kobe Bryant	LAL at Mem	2/1/10
	38	Shareef Abdur-Rahim	Van vs Mil	1/7/01	43	Zach Randolph	Por vs Mem	3/29/07
	38	Jason Williams	Mem vs Hou	11/30/01	43	Chris Paul	NO vs Mem	12/7/07
	38	James Posey	Mem at Atl	3/29/04	43	LeBron James	Cle at Mem	12/8/09
	38	Zach Randolph	Mem vs Pho	12/8/12	42	Hakeem Olajuwon	Hou at Van	3/10/96
	38	Marc Gasol	Mem at NOP	12/1/16	42	Tim Duncan	SA vs Van	12/9/99
				42	Stephon Marbury	NJ at Van	1/27/00	
				42	Amar'e Stoudemire	Pho at Mem	1/15/07	
				42	Zach Randolph	Por at Mem	1/27/07	
				42	Carmelo Anthony	Den vs Mem	11/1/09	
				42	Klay Thompson	GS vs Mem	4/13/15	
REBOUNDS	26	Lorenzen Wright	Mem vs Dal	11/4/01	24	Rudy Gobert	Uta at Mem	3/3/15
	25	Zach Randolph	Mem at NY	2/27/10	23	Patrick Ewing	NY at Van	1/20/96
	24	Zach Randolph	Mem vs Den	12/20/09	23	Elton Brand	LAC at Mem	2/25/02
	22	Shareef Abdur-Rahim	Van vs Dal	2/6/00	23	Dwight Howard	Orl at Mem	11/20/06
	22	Shareef Abdur-Rahim	Van at GS	4/18/01	23	Tyson Chandler	NOK at Mem	2/13/07
	22	Zach Randolph	Mem vs Det	11/15/14				
ASSISTS	19	Jason Williams	Mem vs GS	3/30/02	23	Nick Van Exel	LAL at Van	1/5/97
	18	Mike Bibby	Van at Sea	1/12/01	21	Deron Williams	Uta vs Mem	1/24/07
	18	Mike Bibby	Van at Den	4/7/01	20	Avery Johnson	SA vs Van	12/17/97
	18	Mike Bibby	Van vs Hou	4/14/01	20	Reggie Jackson	Det vs Mem	3/17/15
				19	Baron Davis	GS vs Mem	1/11/08	
				19	Deron Williams	Uta at Mem	3/1/08	
FGS MADE	18	Bryant Reeves	Van at Pho	4/19/97	21	Kobe Bryant	LAL vs Mem	1/14/02
	17	Michael Dickerson	Van at LAC	2/10/00	20	Kobe Bryant	LAL at Mem	3/22/07
	17	Pau Gasol	Mem vs Sea	3/28/06	19	Tim Duncan	SA vs Van	4/1/99
	17	Pau Gasol	Mem vs LAL	3/22/07	19	Kobe Bryant	LAL vs Mem	3/28/08
	17	Pau Gasol	Mem at GS	1/11/08	19	Kobe Bryant	LAL vs Mem	11/6/09
	17	O.J. Mayo	Mem at Den	11/1/09				
3FGS MADE	9	Mike Miller	Mem vs GS	1/3/07	10	Chandler Parsons	Hou vs Mem	1/24/14
	9	Mike Miller	Mem at GS	2/21/07	10	Stephen Curry	GS vs Mem	4/13/16
	8	Sam Mack	Van vs Dal	2/14/99	9	Chuck Person	SA at Van	12/30/97
	8	Juan Carlos Navarro	Mem vs NO	11/16/07	9	Vince Carter	NJ vs Mem	12/11/06
	8	Mike Miller	Mem at Min	4/6/08	9	Kobe Bryant	LAL vs Mem	3/28/08
				9	Toney Douglas	NY vs Mem	3/17/11	
FTS MADE	16	Shareef Abdur-Rahim	Van vs LAC	2/10/99	22	James Harden	Hou vs Mem	12/26/13
	16	Shareef Abdur-Rahim	Van vs LAL	2/23/99	19	John Wall	Was vs Mem	3/25/13
	16	Marc Gasol	Mem at NOP	12/1/16	17	Kobe Bryant	LAL at Mem	3/22/07
STEALS	8	Tony Allen	Mem vs Cle	4/23/12	8	Ron Artest	Chi vs Van	2/24/01
					8	Rajon Rondo	Bos vs Mem	3/23/11
BLOCKS	8	Stromile Swift	Mem vs Phi	11/20/02	10	Hakeem Olajuwon	Hou at Van	12/13/95
	8	Pau Gasol	Mem vs Pho	2/20/04	9	(6) Anthony Davis	NOP vs Mem	12/1/16
	8	Pau Gasol	Mem vs Sac	1/29/07				
	8	Marc Gasol	Mem vs Por	1/4/13				
SCORING OFF BENCH	41	Mike Miller	Mem vs Den	3/17/06	34	Corey Maggette	LAC at Mem	1/3/03
	33	Lance Stephenson	Mem vs NOP	3/11/16	32	Chuck Person	SA at Van	12/30/97
	32	Mike Miller	Mem at Hou	12/31/06	31	Donyell Marshall	Chi vs Mem	11/16/02
	31	Stromile Swift	Mem at Sea	4/17/02	31	Al Harrington	NY vs Mem	2/27/10

* Most recent occurrence

ALL-TIME INDIVIDUAL RECORDS



GRIZZLIES CAREER LEADERS THROUGH THE 2015-2016 SEASON

GAMES		POINTS		REBOUNDS		ASSISTS	
Mike Conley	637	Pau Gasol	8,966	Zach Randolph	5,014	Mike Conley	3,578
Marc Gasol	569	Mike Conley	8,635	Marc Gasol	4,431	Jason Williams	2,069
Rudy Gay	479	Rudy Gay	8,562	Pau Gasol	4,096	Marc Gasol	1,748
Zach Randolph	478	Zach Randolph	8,233	Shareef Abdur-Rahim	3,070	Mike Bibby	1,675
Pau Gasol	476	Marc Gasol	8,146	Rudy Gay	2,758	Pau Gasol	1,473
Mike Miller	453	Shareef Abdur-Rahim	7,801	Bryant Reeves	2,745	Mike Miller	1,351
Stromile Swift	441	Mike Miller	5,982	Lorenzen Wright	2,386	Shareef Abdur-Rahim	1,081
Shane Battier	419	Bryant Reeves	4,945	Stromile Swift	2,128	Earl Watson	986
Bryant Reeves	395	O.J. Mayo	4,584	Mike Miller	2,020	Zach Randolph	963
Tony Allen	391	Shane Battier	4,275	Shane Battier	2,000	Rudy Gay	954
GAMES STARTED		SCORING AVERAGE		REBOUND AVERAGE		ASSIST AVERAGE	
Mike Conley	608	Shareef Abdur-Rahim	20.8	Zach Randolph	10.5	Mike Bibby	7.8
Marc Gasol	562	Pau Gasol	18.8	Pau Gasol	8.6	Jason Williams	7.0
Pau Gasol	470	Rudy Gay	17.9	Shareef Abdur-Rahim	8.2	Greg Anthony	6.6
Rudy Gay	443	Zach Randolph	17.2	Marc Gasol	7.8	Mike Conley	5.6
Zach Randolph	441	Michael Dickerson	16.7	Lorenzen Wright	7.1	Brevin Knight	5.0
Shareef Abdur-Rahim	366	O.J. Mayo	15.2	Bryant Reeves	6.9	Damon Stoudamire	4.6
Bryant Reeves	341	Mike Bibby	14.7	Othella Harrington	6.8	Lee Mayberry	4.2
Tony Allen	293	Marc Gasol	14.3	Rudy Gay	5.8	Earl Watson	4.1
Mike Miller	281	Mike Conley	13.6	Marreese Speights	5.6	Chucky Atkins	4.0
Shane Battier	279	Mike Miller	13.2	Darko Milicic	5.3	Kyle Lowry	3.6
		min: 100 games		min: 100 games		min: 100 games	
FIELD GOALS MADE		FIELD GOAL ATTS		FREE THROWS MADE		FREE THROW ATTS	
Pau Gasol	3,324	Rudy Gay	7,289	Pau Gasol	2,301	Pau Gasol	3,152
Zach Randolph	3,298	Mike Conley	7,187	Shareef Abdur-Rahim	2,147	Shareef Abdur-Rahim	2,680
Rudy Gay	3,293	Zach Randolph	6,870	Marc Gasol	1,990	Marc Gasol	2,604
Mike Conley	3,164	Pau Gasol	6,533	Zach Randolph	1,595	Zach Randolph	2,100
Marc Gasol	3,072	Marc Gasol	6,102	Mike Conley	1,571	Mike Conley	1,948
MINUTES		FIELD GOAL PCT		3-PT FG PCT		FREE THROW PCT	
Mike Conley	20,692	Pau Gasol	.509	Mike Miller	.420	Courtney Lee	.862
Marc Gasol	19,190	Marc Gasol	.503	Wesley Person	.405	Brian Cardinal	.847
Rudy Gay	17,338	Hakim Warrick	.500	Sam Mack	.403	James Posey	.839
Pau Gasol	16,904	Othella Harrington	.493	Pete Chilcutt	.393	Byron Scott	.835
Zach Randolph	16,142	Zach Randolph	.480	Michael Dickerson	.392	Mario Chalmers	.827
		min: 500 FGM		min: 50 F3GM		min: 200 FTM	
3-PT FG MADE		3-PT FG ATTS		OFFENSIVE REBS		DEFENSIVE REBS	
Mike Miller	844	Mike Miller	2,011	Zach Randolph	1,713	Marc Gasol	3,307
Mike Conley	736	Mike Conley	1,972	Pau Gasol	1,200	Zach Randolph	3,301
Jason Williams	500	Jason Williams	1,543	Marc Gasol	1,124	Pau Gasol	2,896
Rudy Gay	488	Rudy Gay	1,420	Shareef Abdur-Rahim	950	Shareef Abdur-Rahim	2,120
O.J. Mayo	477	O.J. Mayo	1,272	Bryant Reeves	856	Rudy Gay	2,033
STEALS		STEALS PER GAME		BLOCKS		BLOCKS PER GAME	
Mike Conley	963	Greg Anthony	1.83	Pau Gasol	877	Pau Gasol	1.84
Tony Allen	681	Tony Allen	1.74	Marc Gasol	802	Marc Gasol	1.53
Rudy Gay	640	Mike Conley	1.51	Stromile Swift	607	Stromile Swift	1.38
Marc Gasol	527	Mike Bibby	1.48	Shane Battier	428	Darko Milicic	1.26
Shane Battier	523	Eddie Jones	1.47	Rudy Gay	420	Shane Battier	1.02
		min: 100 games		min: 100 games			
MINUTES PER GAME		TURNOVERS		PERSONAL FOULS		DISQUALIFICATIONS	
Shareef Abdur-Rahim	38.0	Mike Conley	1,282	Marc Gasol	1,739	Bryant Reeves	27
Mike Bibby	37.9	Pau Gasol	1,238	Bryant Reeves	1,365	Marc Gasol	15
Michael Dickerson	36.6	Shareef Abdur-Rahim	1,148	Mike Conley	1,275	Rudy Gay	14
Rudy Gay	36.2	Marc Gasol	1,128	Rudy Gay	1,200	Mike Miller	13
Pau Gasol	35.5	Rudy Gay	1,102	Zach Randolph	1,169	S. Swift / L. Wright	12
		min: 100 games					



ALL-TIME INDIVIDUAL RECORDS

GRIZZLIES ROOKIE RECORDS

CATEGORY		PLAYER	SEASON
Scoring, Total Points	1,516	O.J. Mayo	2008-09 (Mem)
Scoring, Average	18.7	Shareef Abdur-Rahim	1996-97 (Van)
Total Rebounds	730	Pau Gasol	2001-02 (Mem)
Offensive Rebounds	238	Pau Gasol	2001-02 (Mem)
Defensive Rebounds	492	Pau Gasol	2001-02 (Mem)
Rebounds Average	8.9	Pau Gasol	2001-02 (Mem)
Total Assists	334	Antonio Daniels	1997-98 (Van)
Assist Average	6.5	Mike Bibby	1998-99 (Van)
Total Steals	121	Shane Battier	2001-02 (Mem)
Steals Average	1.56	Mike Bibby	1998-99 (Van)
Total Blocks	169	Pau Gasol	2001-02 (Mem)
Blocks Average	2.06	Pau Gasol	2001-02 (Mem)
Field Goal %	.530	Marc Gasol	2008-09 (Mem)
Field Goals Made	562	O.J. Mayo	2008-09 (Mem)
Field Goal Attempts	1,283	O.J. Mayo	2008-09 (Mem)
3-Pt Field Goal %	.384	O.J. Mayo	2008-09 (Mem)
3-Pt Field Goals Made	156	Juan Carlos Navarro	2007-08 (Mem)
3-Pt Field Goal Attempts	432	Juan Carlos Navarro	2007-08 (Mem)
Free Throw %	.879	O.J. Mayo	2008-09 (Mem)
Free Throws Made	387	Shareef Abdur-Rahim	1996-97 (Van)
Free Throw Attempts	519	Shareef Abdur-Rahim	1996-97 (Van)
Games Played	82	Pau Gasol / Juan Carlos Navarro / O.J. Mayo / Marc Gasol	2001-02 / 2007-08 / (2) 2008-09 (All Mem)
Games Started	82	O.J. Mayo	2008-09 (Mem)
Minutes Played	3,120	O.J. Mayo	2008-09 (Mem)

SINGLE GAME	PLAYER	DATE / OPPONENT
-------------	--------	-----------------

Most Points	37	Shareef Abdur-Rahim	Van vs Sac, 1/11/97
Most Rebounds	18	Bryant Reeves	Van vs Orl, 3/15/96
Most Assists	12	(2) Mike Bibby*	Van vs Min, 3/4/99
Most Steals	5	Mike Bibby	Van vs Min, 3/18/99
	5	(4) Shane Battier*	Mem vs Uta, 3/11/02
	5	Kyle Lowry	Mem vs Orl, 11/20/06
	5	Tarence Kinsey	Mem vs Pho, 4/3/07
Most Blocks	7	Bryant Reeves	Van vs Sac, 4/12/96
	7	(2) Pau Gasol*	Mem vs Ind, 3/7/02
Most Three-Pointers Made	8	Juan Carlos Navarro	Mem vs NO, 11/16/07

MISCELLANEOUS INDIVIDUAL RECORDS

MOST CONSECUTIVE	PLAYER	DATES
Games played	228	Shareef Abdur-Rahim
Games started	228	Shareef Abdur-Rahim
Grizzlies points scored, one game *	22	Shareef Abdur-Rahim
Field goals made	15	Marc Gasol
Field goals made, one game	10	(3) Marc Gasol *
3-Point field goals made	9	Mike Bibby
	9	Mike Miller
Free throws made	40	Jeff Green

#Note Shareef Abdur-Rahim scored all 20 Grizzlies points in the 4th quarter vs. Indiana on 12/1/00.

MOST CONSECUTIVE APPEARANCES WITH...	PLAYER	DATES
At least one point, current	476	Pau Gasol
Double-double	14	Zach Randolph *
10 points or more	110	Shareef Abdur-Rahim
20 points or more	14	Shareef Abdur-Rahim
30 points or more	3	(2) Pau Gasol *
10 rebounds or more	18	Zach Randolph
	14	Zach Randolph
10 assists or more	4	Mike Bibby
	4	Jason Williams
At least one 3FGM	27	Mike Miller

* Most recent occurrence

ALL-TIME INDIVIDUAL RECORDS



MISCELLANEOUS INDIVIDUAL RECORDS

MOST POINTS, REBOUNDS OR ASSISTS IN CONSECUTIVE GAMES	PLAYER	DATES
Most points	- 2 consecutive games 77 - 3 consecutive games 113 - 5 consecutive games 151 - 10 consecutive games 261	Pau Gasol Pau Gasol Pau Gasol Zach Randolph
Most rebounds	- 2 consecutive games 42 - 3 consecutive games 58 - 5 consecutive games 91 - 10 consecutive games 147	Zach Randolph Zach Randolph Zach Randolph Zach Randolph
Most assists	- 2 consecutive games 34 - 3 consecutive games 43 - 5 consecutive games 64 64 - 10 consecutive games 114	Mike Bibby Mike Bibby Mike Bibby Jason Williams Mike Bibby Jason Williams
		1/12/01 to 1/13/01 1/9/01 to 1/13/01 (2) 1/7/01 to 1/15/01 3/19/03 to 3/26/03 12/29/00 to 1/17/01 3/8/03 to 3/24/03

SPECIAL ACHIEVEMENTS

TRIPLE DOUBLES	OPPONENT	DATE	THE NUMBERS
Blue Edwards	Van vs Dal	3/1/96	15 points, 13 rebounds, 11 assists
Shareef Abdur-Rahim	Van at Pho	4/19/97	26 points, 10 rebounds, 10 assists
Mike Bibby	Van vs Dal	4/2/00	14 points, 11 rebounds, 11 assists
Mike Miller	Mem vs Sac	1/10/06	21 points, 10 rebounds, 10 assists
Pau Gasol	Mem at Sea	3/8/06	21 points, 12 rebounds, 12 assists
Pau Gasol	Mem at Uta	1/24/07	17 points, 13 rebounds, 12 assists
Marc Gasol	Mem vs Hou	11/20/15	16 points, 11 rebounds, 11 assists
Matt Barnes	Mem vs NOP	3/11/16	26 points, 11 rebounds, 10 assists
Zach Randolph	Mem vs LAC	3/19/16	28 points, 11 rebounds, 10 assists

FOUR-POINT PLAYS	OPPONENT	DATE
Greg Anthony	Van vs Ind	3/8/96
Byron Scott	Van vs Orl	3/15/96
Anthony Peeler	Van vs GS	11/3/96
Dennis Scott	Van vs Sac	12/13/99
Will Solomon	Mem vs Orl	1/19/02
Wesley Person	Mem vs Mil	12/20/02
Shane Battier	Mem at NY	3/11/03
Shane Battier	Mem vs Pho	3/26/03
Pau Gasol	Mem vs Ind	1/11/05
Bobby Jackson	Mem at Mil	2/4/06
Mike Miller (twice)	Mem vs LAC	12/14/07
Quincy Pondexter	Mem at Mia	3/11/13
Mike Conley	Mem vs LAL	11/11/14
Mike Conley	Mem vs Por	2/8/16

PERFECT FROM FIELD	OPPONENT	DATE	THE NUMBERS
Stromile Swift	Mem vs Chi	3/12/03	8-of-8 FG
Lorenzen Wright	Mem at NJ	3/24/05	8-of-8 FG
Marc Gasol	Mem vs Min	11/14/09	8-of-8 FG
Tony Allen	Mem at Min	1/4/12	8-of-8 FG
Tayshaun Prince	Mem vs Min	2/10/13	8-of-8 FG
Mike Conley	Mem vs Mia	12/7/14	8-of-8 FG
Tony Allen	Mem at LAL	3/22/16	12-of-12 FG
min. 8 attempts			

GRIZZLIES ALL-TIME ROSTER

Player	Seasons	Gm	Gs	Player	Seasons	Gm	Gs
Abdul-Rauf, Mahmoud	2000-01	41	0	Bayless, Jerryd	2012-13 to 2013-14	111	9
Abdur-Rahim, Shareef	1996-97 to 2000-01	375	366	Bell, Troy	2003-04	6	0
Adams, Jordan	2014-15 to 2015-16	32	0	Benjamin, Benoit	1995-96	13	13
Allen, Tony	2010-11 to 2015-16	391	293	Bibby, Mike	1998-99 to 2000-01	214	214
Amaya, Ashraf	1995-96	54	34	Brewer, Ronnie	2009-10	5	0
Andersen, Chris	2015-16	20	14	Brown, Andre	2007-08	33	1
Anderson, Nick	2001-02	15	0	Brown, Kwame	2007-08	15	1
Anthony, Greg	1995-96 to 1996-97	134	112	Brown, Marcus*	1997-98	0	0
Archibald, Robert	2002-03	12	0	Buckner, Greg	2008-09	63	0
Arenas, Gilbert	2011-12	17	0	Buford, Rodney	2001-02	63	21
Arthur, Darrell	2008-09 to 2012-13	247	77	Burks, Antonio	2004-05 to 2005-06	81	1
Atkins, Chucky	2005-06 to 2006-07	118	62	Calathes, Nick	2013-14 to 2014-15	129	7
Austin, Isaac	2000-01 to 2001-02	73	24	Cardinal, Brian	2004-05 to 2007-08	159	18
Avent, Anthony	1995-96	71	32	Carney, Rodney	2010-11	2	0
Barnes, Matt	2015-16	76	45	Carr, Antoine	1999-00	21	0
Batiste, Mike	2002-03	75	2	Carroll, DeMarre	2009-10 to 2010-11	78	1
Battier, Shane	2001-02 to 2005-06, 2010-11	419	279	Carter, Vince	2014-15 to 2015-16	126	4



ALL-TIME INDIVIDUAL RECORDS

Player	Seasons	Gm	Gs	Player	Seasons	Gm	Gs
Chalmers, Mario	2015-16	55	7	Mihm, Chris*	2008-09	0	0
Chilcutt, Pete	1996-97 to 1998-99	182	1	Miles, Darius	2008-09	34	0
Collins, Jason	2007-08	31	3	Milicic, Darko	2007-08 to 2008-09	131	79
Conley, Mike	2007-08 to 2015-16	637	608	Miller, Mike	2002-03 to 2007-08, 2013-14	453	281
Conroy, Will	2006-07	3	0	Mobley, Eric	1995-96 to 1996-97	62	9
Cotton, Bryce	2015-16	5	0	Morris, Darius	2013-14	5	0
Crittendon, Javaris	2007-08 to 2008-09	35	0	Moten, Lawrence	1995-96 to 1996-97	111	21
Cunningham, Dante	2011-12	64	5	Muller, Dan*	1998-99	0	0
Curry, Seth	2013-14	1	0	Munford, Xavier	2015-16	14	0
Daniels, Antonio	1997-98	74	50	Murdock, Eric	1995-96	64	14
Davis, Ed	2012-13 to 2013-14	99	8	Navarro, Juan Carlos	2007-08	82	30
Davis, Josh	2011-12	15	0	N'diaye, Makhtar	1998-99	4	0
Daye, Austin	2012-13	31	0	Newbill, Ivano	1997-98	28	2
Dehere, Terry	1998-99	22	0	Norris, Moochie	1996-97	8	0
Dickerson, Michael	1999-00 to 2002-03	162	156	Outlaw, Bo	2003-04	82	1
Doolling, Keyon	2012-13	7	0	Owens, Chris	2002-03	7	0
Edwards, Blue	1995-96 to 1997-98	224	114	Padgett, Scott	2006-07	7	0
Edwards, Doug	1995-96 to 1997-98	31	0	Palacio, Milt	1999-00	53	0
Edwards, Kevin	2000-01	46	5	Pargo, Jeremy	2011-12	44	5
Ekezie, Obinna	1999-00	39	0	Parks, Cherokee	1998-99 to 1999-00	104	55
Ellington, Wayne	2012-13	40	4	Peeler, Anthony	1996-97 to 1997-98	80	65
Emmett, Andre	2004-05	8	0	Perry, Elliott	2001-02	2	0
Ennis, James	2015-16	10	0	Person, Wesley	2002-03 to 2003-04	82	44
Farmer, Jordan	2015-16	12	10	Pittman, Dexter	2012-13	7	0
Fontaine, Isaac	2001-02	6	0	Pondexter, Quincy	2011-12 to 2014-15	168	13
Fotsis, Antonis	2001-02	28	1	Possey, James	2003-04 to 2004-05	132	100
Foyle, Adonal	2008-09	1	0	Powe, Leon	2010-11	16	0
Francis, Steve*	2008-09	1	0	Price, Brent	1999-00 to 2000-01	47	0
Franklin, Jamaal	2013-14	21	0	Prince, Tayshaun	2012-13 to 2014-15	139	121
Gasol, Marc	2008-09 to 2015-16	569	562	Randolph, Zach	2009-10 to 2015-16	478	441
Gasol, Pau	2001-02 to 2007-08	412	470	Reed, Willie*	2012-13	0	0
Gattison, Kenny	1995-96	25	14	Reeves, Bryant	1995-96 to 2001-02	395	341
Gay, Rudy	2006-07 to 2012-13	479	443	Rhodes, Rodrick	1998-99	10	1
Gilder, Trey	2009-10	3	2	Richardson, Jeremy	2007-08	3	0
Gill, Eddie	2001-02	23	5	Roberson, Anthony	2005-06	16	0
Griceak, Gordan	2002-03	49	35	Roberts, Lawrence	2005-06 to 2006-07	87	18
Gooden, Drew	2002-03	51	29	Robinson, Chris	1996-97 to 1997-98	57	6
Green, JaMychal	2014-15 to 2015-16	98	16	Robinson, Larry	1997-98	6	0
Green, Jeff	2014-15 to 2015-16	98	68	Rogers, Roy	1996-97	82	50
Greene Donte*	2012-13	0	0	Ross, Quinton	2008-09	68	7
Haddadi, Hamed	2008-09 to 2013-13	134	0	Sasser, Jason	1998-99	6	0
Hairston, P.J.	2015-16	18	9	Scott, Byron	1995-96	80	0
Harrington, Junior	2006-07	29	8	Scott, Dennis	1999-00	66	0
Harrington, Othella	1999-00 to 2000-01	126	122	Selby, Josh	2011-12	28	0
Harvey, Antonio	1995-96	18	6	Skinner, Brian	2011-12	1	0
Henry, Xavier	2010-11	38	16	Smith, Ish	2010-11	15	0
Henderson, J.R.	1998-99	30	0	Smith, Michael	1997-98 to 1998-99	78	39
Herrera, Carl	1998-99	4	0	Smith, Russ	2014-15 to 2015-16	21	0
Hollins, Ryan	2015-16	32	9	Smith, Theron	2003-04	20	0
Hudson, Lester	2009-10, 2011-12	12	0	Solomon, Will	2001-02	62	4
Humphrey, Ryan	2003-04 to 2004-05	50	0	Speights, Marreese	2011-12	60	54
Hunter, Steven	2009-10	21	0	Stephens, Joe	1999-00	13	0
Hurley, Bobby	1997-98	27	0	Stephenson, Lance	2015-16	26	3
Iverson, Allen	2009-10	3	0	Stephson, Alex	2015-16	4	0
Jackson, Bobby	2005-06	71	15	Stokes, Jamell	2014-15 to 2015-16	21	2
Jacobsen, Casey	2007-08	53	0	Stoudamire, Damon	2005-06 to 2007-08	118	107
Jaric, Marko	2008-09 to 2009-10	53	0	Strickland, Erick	2000-01	22	0
Johnson, Alexander	2006-07	59	19	Swift, Stromile	2000-01 to 2004-05;	441	92
Johnson, Chris	2012-13	8	0		2006-07 to 2007-08		
Johnson, James	2013-14	52	4	Thabeet, Hasheem	2009-10 to 2010-11	113	13
Jones, Bobby	2007-08	9	2	Thomas, John	2005-06	3	0
Jones, Dahntay	2003-04 to 2006-07	221	36	Thomas, Tyrus	2014-15	2	0
Jones, Eddie	2005-06 to 2006-07	104	89	Thorppe, Otis	1997-98	47	46
King, Chris	1995-96	80	66	Tinsley, Jamaal	2009-10	38	1
Kinsey, Tarence	2006-07 to 2007-08	59	12	Trybanski, Cezary	2002-03	15	0
Knight, Brevin	2001-02 to 2002-03	108	15	Tsakalidis, Jake	2003-04 to 2006-07	145	55
Koufos, Kosta	2013-14 to 2014-15	161	25	Turner, Jeff*	1995-96	0	0
Law, Acie	2010-11	11	0	Udrih, Beno	2013-14 to 2015-16	97	12
Leckner, Eric	1996-97	19	1	Vasquez, Greivis	2010-11	70	1
Lee, Courtney	2013-14 to 2015-16	177	158	Walker, Antoine*	2008-09	0	0
Leuer, Jon	2012-13 to 2014-15	131	6	Warrick, Hakim	2005-06 to 2008-09	307	82
Long, Grant	1999-00 to 2001-02	174	84	Watson, Earl	2002-03 to 2004-05	240	30
Lopez, Felipe	1998-99 to 1999-00	112	32	Weber, Briante	2015-16	6	4
Lowry, Kyle	2006-07 to 2008-09	141	30	Wells, Bonzi	2003-04 to 2004-05	128	36
Lucas, Kalin	2014-15	1	0	West, Doug	1997-98 to 2000-01	67	8
Lynch, George	1996-97 to 1997-98	123	27	Wheat, DeJuan	1998-99	46	0
Mack, Sam	1997-98 to 1998-99	76	69	Whiteside, Hassan *	2014-15	0	0
Manning, Rich	1995-96 to 1996-97	45	1	Wilkins, Gerald	1995-96	28	14
Martin, Cuonzo	1995-96	4	0	Wilks, Mike*	2008-09	0	0
Martin, Darrick	1995-96	24	0	Williams, Aaron	1996-97	32	1
Martin, Jarell	2015-16	27	0	Williams, Elliot	2015-16	5	0
Massenburg, Tony	1997-98 to 1998-99;			Williams, Jason	2001-02 to 2004-05, 2010-11	295	277
	2000-01 to 2001-02	229	99	Williams, Marcus	2009-10	62	1
Mayberry, Lee	1996-97 to 1998-99	168	70	Wright, Brandon	2015-16	12	2
Mayo, O.J.	2008-09 to 2011-12	301	181	Wright, Lorenzen	2001-02 to 2005-06	336	263
McCallum, Ray	2015-16	10	3	Wroten, Tony	2012-13	35	0
McKie, Aaron*	2007-08	0	0	Young, Sam	2009-10 to 2011-12	179	49

* Did not play a regular season game with the Grizzlies but was on the Grizzlies official roster; i.e., Inactive List

ALL-TIME ROSTER



GRIZZLIES ALL-TIME ROSTER



Shareef Abdur-Rahim

Years 1996-97 to 2000-01

Season 1996-97 to 2000-01													College California				No 3				Pos F			
Years	G	GS	Min	FG	FGA	Pct	3fg	Att	Pct	FT	FTA	Pct	Off	Def	Total	Ast	PF	St	TO	Bl	Pts	Avg		
1996-97	80	71	2802	550	1214	.453	7	27	.259	387	519	.746	216	339	555	175	199	79	225	79	1494	18.7		
1997-98	82	82	2950	653	1347	.485	21	51	.412	502	640	.784	227	354	581	213	201	89	257	76	1829	22.3		
1998-99	50	50	2021	386	893	.432	11	36	.306	369	439	.841	114	260	374	172	137	69	186	55	1152	23.0		
1999-00	82	82	3223	594	1277	.465	29	96	.302	446	551	.809	218	607	825	271	244	89	249	87	1663	20.3		
2000-01	81	81	3241	604	1280	.472	12	64	.188	443	531	.834	175	560	735	250	238	90	231	77	1663	20.5		
Total	375	366	14237	2787	6011	.464	80	274	.292	2147	2680	.801	950	2120	3070	1081	1019	416	1148	374	7801	20.8		

Acquired Drafted third overall by the Grizzlies in the 1996 NBA Draft

Departed Traded to Atlanta in July 2001 in exchange for Brevin Knight, Lorenzen Wright and the draft rights to Pau Gasol



Mahmoud Abdul-Rauf

Years 2000-01

Years 2000-01			College LSU								No 1					Pos G									
Season	G	GS	Min	FG	FGA	Pct	3fg	Att	Pct	FT	FTA	Pct	Off	Def	Total	Ast	PF	St	TO	Bl	Pts	Avg			
2000-01	41	0	486	120	246	.488	4	14	.286	22	29	.759	5	20	25	76	50	9	26	1	266	6.5			

Acquired Signed as a free agent in Aug. 2000

Departed Free agent not re-signed July 2001



Jordan Adams

Years 2014-15 to 2015-16

Years 2014-15 to 2015-16				College UCLA								No 3				Pos G									
Season	G	GS	Min	FG	FGA	Pct	3fg	Att	Pct	FT	FTA	Pct	Off	Def	Total	Ast	PF	St	TO	Bl	Pts	Avg			
2014-15	30	2	248	35	86	.407	10	25	.400	14	23	.609	9	19	28	16	24	16	14	7	94	3.1			
2015-16	2	0	15	2	6	.333	0	1	.000	3	5	.600	0	2	2	3	2	3	2	0	7	3.5			
Total	32	0	263	37	92	.402	10	26	.385	17	28	.607	9	21	30	19	26	19	16	7	101	3.2			

Acquired Drafted by Memphis in the first round (22nd overall) of the 2014 NBA Draft on June 26, 2014



Tony Allen

Years 2010-11 to 2015-16

College Oklahoma State													No 9				Pos G/F									
Season	G	GS	Min	FG	FGA	Pct	3fg	Att	Pct	FT	FTA	Pct	Off	Def	Total	Ast	PF	St	TO	Bl	Pts	Avg				
2010-11	72	31	1494	251	492	.510	4	23	.174	137	182	.753	70	123	193	104	161	129	86	44	643	8.9				
2011-12	58	57	1525	210	448	.469	8	26	.308	140	175	.800	98	135	233	79	142	104	94	33	568	9.8				
2012-13	79	79	2019	284	638	.445	3	24	.125	134	187	.717	121	242	363	98	211	119	94	70	805	7.9				
2013-14	55	28	1278	204	413	.494	11	47	.234	76	121	.628	79	129	208	94	121	90	90	19	495	9.0				
2014-15	63	41	1648	225	455	.495	10	29	.345	79	126	.627	103	177	280	86	166	129	86	30	539	8.6				
2015-16	64	57	1620	215	469	.458	15	42	.357	90	138	.652	104	198	296	73	170	110	78	18	535	8.4				
Total	391	293	9674	1389	2915	.477	51	191	.267	656	929	.706	575	992	1576	531	976	681	528	188	3485	8.9				



ALL-TIME ROSTER



Nick Anderson

Years 2001-02			College Illinois										No 25				Pos G/F									
Season	G	GS	Min	FG	FGA	Pct	3fg	Att	Pct	FT	FTA	Pct	Off	Def	Total	Ast	PF	St	TO	Bl	Pts	Avg				
2001-02	15	0	219	21	76	.276	13	48	.271	5	9	.556	1	32	33	14	17	6	14	6	60	4.0				

Acquired Traded from Sacramento to Memphis with Jason Williams for Mike Bibby and Brent Price in June 2001
Departed Traded to Cleveland Cavaliers for Wesley Person in June 2002



Greg Anthony

Years 1995-96 to 1996-97				College UNLV								No 2				Pos G									
Season	G	GS	Min	FG	FGA	Pct	3fg	Att	Pct	FT	FTA	Pct	Off	Def	Total	Ast	PF	St	TO	Bl	Pts	Avg			
1995-96	69	68	2096	324	781	.415	90	271	.332	229	297	.771	29	145	174	476	137	116	160	11	967	14.0			
1996-97	65	44	1863	199	507	.393	88	238	.370	130	178	.730	25	159	184	407	122	129	129	4	616	9.5			
Total	134	112	3959	523	1288	.406	178	509	.350	359	475	.756	54	304	358	883	259	245	289	15	1583	11.8			

Acquired In the 1995 Expansion Draft (from New York second overall)
Departed Free agent renounced in Aug. 1997



Robert Archibald

Years 2002-03			College Illinois								No 21				Pos F									
Season	G	GS	Min	FG	FGA	Pct	3fg	Att	Pct	FT	FTA	Pct	Off	Def	Total	Ast	PF	St	TO	Bl	Pts	Avg		
2002-03	12	0	72	6	20	.300	0	0	---	7	18	.389	6	11	17	3	9	0	7	3	19	1.6		


Acquired Selected by the Memphis Grizzlies in the second round (32nd overall pick) in the 2002 NBA Draft
Departed Traded to Phoenix in Sept. 2003 for Jake Tsakalidis and Bo Outlaw



Gilbert Arenas

Years 2011-12			College Arizona										No 10				Pos G									
Season	G	GS	Min	FG	FGA	Pct	3fg	Att	Pct	FT	FTA	Pct	Off	Def	Total	Ast	PF	St	TO	Bl	Pts	Avg				
2011-12	17	0	211	26	64	.406	13	39	.333	7	10	.700	2	16	18	18	35	11	12	1	72	4.2				

Acquired Signed as a free agent on March 20, 2012
Departed Free agent not re-signed



Darrell Arthur

College Kansas													No 00				Pos F						
Season	G	GS	Min	FG	FGA	Pct	3fg	Att	Pct	FT	FTA	Pct	Off	Def	Total	Ast	PF	St	TO	Bl	Pts	Avg	
2008-09	76	64	1464	191	436	.438	0	2	.000	40	60	.667	108	238	346	43	206	52	47	52	422	5.6	
2009-10	32	1	457	63	146	.432	0	1	.000	17	30	.567	37	73	110	15	60	14	22	14	143	4.5	
2010-11	80	9	310	310	624	.497	0	6	.000	109	134	.813	115	227	342	53	228	52	88	63	729	9.1	
2011-12	Did not play due to injury																						
2012-13	59	3	970	162	359	.451	5	18	.278	33	46	.717	68	101	169	33	126	24	43	33	362	6.1	
Total	247	77	4500	726	1565	.464	5	27	.185	199	270	.737	328	639	967	144	620	142	200	162	1656	6.7	

Acquired Draft rights (27th overall pick in the 2008 NBA Draft) traded by the Houston Rockets in exchange for the draft rights to Donté Greene (28th) and a 2009 second round draft pick on June 26, 2008
Departed Traded to the Denver Nuggets with the draft rights to Joffrey Lauvergne (55th overall pick in the 2013 NBA Draft) for Kosta Koufos on June 27, 2013



Chuckie Atkins

Years 2005-06 to 2006-07											College South Florida					No 32, 3				Pos G						
Season	G	GS	Min	FG	FGA	Pct	3fg	Att	Pct	FT	FTA	Pct	Off	Def	Total	Ast	PF	St	TO	Bl	Pts	Avg				
2005-06	43	39	1161	160	399	.401	64	182	.352	107	132	.811	11	64	75	129	94	29	57	2	491	11.4				
2006-07	75	23	2064	310	715	.434	116	306	.379	252	311	.810	18	121	139	346	136	50	127	4	988	13.2				
Total	118	62	3225	470	1114	.422	180	488	.369	359	443	.810	29	185	214	475	230	79	184	6	1479	12.5				


Acquired Signed by the Grizzlies as a free agent on Jan. 23, 2006
Departed Free agent not re-signed July 2007



Isaac Austin

Years 2000-01 to 2001-02										College Arizona State										No 9				Pos C							
Season	G	GS	Min	FG	FGA	Pct	3fg	Att	Pct	FT	FTA	Pct	Off	Def	Total	Ast	PF	St	TO	Bl	Pts	Avg									
2000-01	52	16	845	96	270	.356	6	24	.250	28	40	.700	50	172	222	58	94	20	54	23	226	4.3									
2001-02	21	8	307	36	92	.391	0	3	.000	4	4	1.000	11	60	71	13	36	9	11	5	76	3.6									
Total	73	24	1152	132	362	.365	6	27	.222	32	44	.727	61	232	293	71	130	29	65	28	302	4.1									

Acquired Traded to the Grizzlies in Aug. 2000 in exchange for Felipe Lopez, Cherokee Parks, Obinna Ekezie and Dennis Scott
Departed Waived Feb. 28, 2002



Anthony Avent

Years 1995-96			College Seton Hall								No 34				Pos F									
Season	G	GS	Min	FG	FGA	Pct	3fg	Att	Pct	FT	FTA	Pct	Off	Def	Total	Ast	PF	St	TO	Bl	Pts	Avg		
1995-96	71	32	1586	179	466	.384	0	0	---	57	77	.740	108	247	355	69	202	30	107	42	415	5.8		

Acquired In a trade with Orlando in Nov. 1995 in exchange for Kevin Pritchard and Larry Stewart
Departed Free agent renounced in July 1996



Matt Barnes

Years 2015-16			College UCLA										No 22				Pos F									
Season	G	GS	Min	FG	FGA	Pct	3fg	Att	Pct	FT	FTA	Pct	Off	Def	Total	Ast	PF	St	TO	Bl	Pts	Avg				
2015-16	76	45	2190	264	693	.381	119	370	.322	111	138	.804	84	336	420	163	234	78	121	57	758	10.0				

Acquired Traded by Charlotte to Memphis for Luke Ridnour on June 25, 2015
Departed Became a free agent on July 1, 2016



Mike Batiste

Years 2002-03			College Arizona State										No 24					Pos F									
Season	G	GS	Min	FG	FGA	Pct	3fg	Att	Pct	FT	FTA	Pct	Off	Def	Total	Ast	PF	St	TO	Bl	Pts	Avg					
2002-03	75	2	1248	197	467	.422	18	81	.222	69	88	.784	82	175	257	52	120	42	69	16	481	6.4					

Acquired Signed as a free agent on Oct. 30, 2002
Departed Free agent not re-signed in July 2003



Shane Battier

Years 2001-02 to 2005-06, 2010-11													College Duke				No 31				Pos F					
Season	G	GS	Min	FG	FGA	Pct	3fg	Att	Pct	FT	FTA	Pct	Off	Def	Total	Ast	PF	St	TO	Bl	Pts	Avg				
2001-02	78	78	3,097	412	961	.429	103	276	.373	198	283	.700	180	238	418	216	215	121	155	81	1125	14.4				
2002-03	78	47	2383	275	569	.483	86	216	.398	120	145	.828	128	217	345	105	207	102	68	88	756	9.7				
2003-04	79	1	1947	242	543	.446	65	186	.349	120	164	.732	102	201	303	101	187	101	56	58	669	8.5				
2004-05	80	72	2516	271	613	.442	70	177	.395	180	228	.789	158	255	413	126	201	91	75	77	792	9.9				
2005-06	81	81	2839	303	621	.488	65	165	.394	147	208	.707	164	265	429	136	223	92	90	114	818	10.1				
2010-11	23	0	557	43	101	.426	14	42	.333	15	17	.882	32	60	92	32	31	16	16	10	115	5.0				
Total	419	279	13339	1546	3408	.454	403	1062	.379	780	1045	.746	764	1236	2000	716	1064	523	460	428	4275	10.2				

Acquired 1) Selected by the Grizzlies in the first round (sixth overall pick) in the 2001 NBA Draft; 2) Acquired from the Houston Rockets with Ish Smith in exchange for Hasheem Thabeet, DeMarre Carroll and a future, lottery-protected first round draft pick on Feb. 24, 2011
Departed 1) Traded to the Houston Rockets in exchange for the draft rights to Rudy Gay and Stromile Swift on July 12, 2006; 2) Contract expired on June 30, 2011

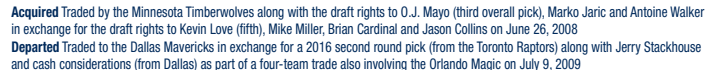
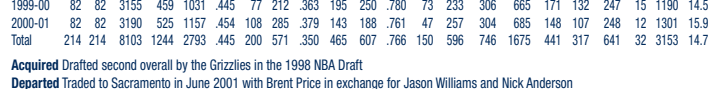


Jerryd Bayless

Years 2012-13 to 2013-14				College Arizona										No 7				Pos G									
Season	G	GS	Min	FG	FGA	Pct	3fg	Att	Pct	FT	FTA	Pct	Off	Def	Total	Ast	PF	St	TO	Bl	Pts	Avg					
2012-13	80	4	1765	260	621	.419	71	201	.353	102	122	.836	22	154	176	264	168	59	120	17	693	8.7					
2013-14	31	5	650	90	239	.377	25	83	.301	45	57	.789	8	51	59	66	72	20	22	5	250	8.1					
Total	111	9	2415	350	860	.407	96	284	.338	147	179	.821	30	205	235	330	240	79	142	22	943	8.5					



ALL-TIME ROSTER

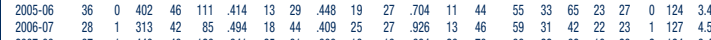


Acquired Draft rights traded to Memphis by Orlando in exchange for cash considerations on June 24, 2004
Departed Free agent not re-signed in July 2006



Acquired Draft rights traded by the Dallas Mavericks to the Memphis Grizzlies in exchange for Memphis lifting the protection on a 2016 second round draft pick sent to Dallas (via Denver) in a previous deal on July 22, 2013. Signed by Memphis on Aug. 20, 2013

Departed Contract expired and signed overseas (qualifying offer extended on June 30, 2015)



Total	37	1	440	43	126	340	20	31	309	13	19	804	26	10	96	22	92	10	23	2	124	3.4
2007-08	159	18	2588	291	754	386	100	279	358	215	254	846	113	322	392	200	341	143	156	22	897	5.6

Acquired Signed by the Grizzlies as a free agent on July 14, 2004

Departed Traded to Minnesota with the draft rights to Kevin Love, Mike Miller and Jason Collins in exchange for the draft rights to O.J. Mayo, Marko Jaric, Antoine Walker and Greg Buckner on June 26, 2008



Acquired Selected by the Grizzlies in the first round (27th overall) of the 2009 NBA Draft
Departed Traded to the Houston Rockets with Hasheem Thabeet and a future, lottery-protected first round draft pick in exchange for Shane Battier and Ish Smith on Feb. 24, 2011



Acquired Signed by Memphis as a free agent on July 12, 2014




ALL-TIME ROSTER



Mario Chalmers

Years 2015-16			College Kansas										No 6				Pos G					
Season	G	GS	Min	FG	FGA	Pct	3fg	Att	Pct	FT	FTA	Pct	Off	Def	Total	Ast	PF	St	TO	Bl	Pts	Avg
2015-16	55	7	1253	172	412	.417	45	138	.326	206	249	.827	23	120	143	211	165	80	101	12	595	10.8
Acquired Traded by Miami with James Ennis to Memphis for Beno Udrih and Jarnell Stokes on Nov. 10, 2015																						
Departed Waived on March 10, 2016																						

Acquired Traded by Miami with James Ennis to Memphis for Beno Udrih and Jarnell Stokes on Nov. 10, 2015
Departed Waived on March 10, 2016



Pete Chilcutt

Years 1996-97 to 1998-99				College North Carolina										No 33/23/32				Pos F				
Season	G	GS	Min	FG	FGA	Pct	3fg	Att	Pct	FT	FTA	Pct	Off	Def	Total	Ast	PF	St	TO	Bl	Pts	Avg
1996-97	54	1	662	72	165	.436	25	69	.362	13	22	.591	67	89	156	47	52	26	28	17	182	3.4
1997-98	82	0	1420	156	359	.435	54	130	.415	39	59	.661	77	229	306	104	158	53	62	37	405	4.9
1998-99	46	0	697	63	172	.366	26	68	.382	14	17	.824	29	88	117	30	52	22	28	12	166	3.6
Total	182	1	2779	291	696	.418	105	267	.393	66	98	.673	173	406	579	181	262	101	118	66	753	4.1

Acquired In a trade with Houston in June 1996 along with Tim Breaux, the 22nd and 51st picks of the 1996 NBA Draft and a conditional 2nd round pick in the 1997 NBA Draft in exchange for the Grizzlies' 30th and 42nd picks in the 1996 NBA Draft and a 2nd round pick in the 1997 NBA Draft
Departed Free agent not re-signed July 1999



Jason Collins

Years 2007-08			College Stanford										No 34				Pos C					
Season	G	GS	Min	FG	FGA	Pct	3fg	Att	Pct	FT	FTA	Pct	Off	Def	Total	Ast	PF	St	TO	Bl	Pts	Avg
2007-08	31	3	488	30	59	.508	0	1	.000	20	38	.526	29	60	89	6	84	12	25	17	80	2.6

Acquired Traded by the New Jersey Nets along with cash considerations in exchange for Stromile Swift on Feb. 4, 2008
Departed Traded to Minnesota with the draft rights to Kevin Love, Mike Miller and Brian Cardinal in exchange for the draft rights to O.J. Mayo, Marko Jaric, Antoine Walker and Greg Buckner on June 26, 2008



Mike Conley

College Ohio State													No 11				Pos G					
Season	G	GS	Min	FG	FGA	Pct	3fg	Att	Pct	FT	FTA	Pct	Off	Def	Total	Ast	PF	St	TO	Bl	Pts	Avg
2007-08	53	46	1381	189	442	.428	30	91	.330	90	123	.732	21	118	139	222	85	44	89	2	498	9.4
2008-09	82	61	2508	323	730	.442	88	217	.406	161	197	.817	25	251	276	354	146	90	143	8	895	10.9
2009-10	80	80	2568	369	830	.445	82	212	.387	139	187	.743	30	161	191	425	178	109	170	12	959	12.0
2010-11	81	81	2872	423	953	.444	80	217	.369	181	247	.733	32	215	247	528	182	144	176	18	1107	13.7
2011-12	62	61	2174	296	684	.433	60	159	.377	136	158	.861	22	134	156	404	133	136	125	11	788	12.7
2012-13	80	80	2757	414	940	.440	66	293	.362	234	282	.830	43	182	225	487	171	174	189	24	1168	14.6
2013-14	73	73	2446	463	1030	.450	105	291	.361	225	276	.815	41	172	213	441	141	110	150	13	1256	17.2
2014-15	70	70	2225	393	882	.446	107	277	.386	214	249	.859	29	180	209	375	139	89	156	14	1107	15.8
2015-16	56	56	1761	294	696	.422	78	215	.363	191	229	.834	26	138	164	342	100	67	84	16	857	15.3
Total	637	608	20692	3164	7187	.440	736	1972	.373	1571	1948	.806	269	1551	1820	3578	1275	963	1282	118	8635	13.6

Acquired Selected by Memphis in the first round (fourth overall) of the 2007 NBA Draft



Will Conroy

Years 2006-07			College Washington										No 5				Pos G						
Season	G	GS	Min	FG	FGA	Pct	3fg	Att	Pct	FT	FTA	Pct	Off	Def	Total	Ast	PF	St	TO	Bl	Pts	Avg	
2006-07	3	0	17	0	0	---	0	0	---	0	0	---	1	1	2	1	1	0	0	0	0	0.0	

Acquired Signed by Memphis to a 10-day contract on Jan. 30, 2007
Departed Contract not renewed by Memphis



Bryce Cotton

Years 2015-16			College Providence									No 8				Pos G						
Season	G	GS	Min	FG	FGA	Pct	3fg	Att	Pct	FT	FTA	Pct	Off	Def	Total	Ast	PF	St	TO	Bl	Pts	Avg
2015-16	5	0	6	2	2	1.000	0	0	-	0	0	-	0	0	0	0	0	0	0	0	4	0.8


Acquired Signed by Memphis to a 10-day contract pursuant to the NBA's hardship rules on April 1, 2016 and signed for the remainder of the regular season on April 11, 2016
Departed Contract expired following the 2015-16 regular season



Javaris Crittenton

Years 2007-08 to 2008-09				College Georgia Tech										No 3				Pos G							
Season	G	GS	Min	FG	FGA	Pct	3fg	Att	Pct	FT	FTA	Pct	Off	Def	Total	Ast	PF	St	TO	Bl	Pts	Avg			
2007-08	28	0	508	72	180	.400	9	34	.265	53	76	.697	20	69	89	33	35	12	33	2	206	7.4			
2008-09	7	0	44	7	15	.467	0	1	.000	5	11	.455	4	2	6	5	5	1	3	0	19	2.7			
Total	35	0	552	79	195	.405	9	35	.257	58	87	.667	24	71	95	38	40	13	36	2	225	6.4			

Acquired Traded by the Los Angeles Lakers with Kwame Brown, Aaron McKie, the draft rights to Marc Gasol, two future first round picks (2008 and 2010) and cash considerations for Pau Gasol and a 2010 second round draft pick on Feb. 1, 2008
Departed Traded to the Washington Wizards in exchange for the team's own future first round draft pick (originally sent to the Wizards on Aug. 17, 2007 for Juan Carlos Navarro) as part of a three-team trade also involving the New Orleans Hornets on Dec. 10, 2008. As part of the trade, Memphis sent future considerations involving a second round pick to New Orleans



Dante Cunningham

Years 2011-12			College Villanova										No 44				Pos F									
Season	G	GS	Min	FG	FGA	Pct	3fg	Att	Pct	FT	FTA	Pct	Off	Def	Total	Ast	PF	St	TO	Bl	Pts	Avg				
2011-12	64	5	1124	144	279	.516	0	2	.000	45	69	.652	91	155	246	37	98	42	29	34	333	5.2				

Acquired Signed as a free agent on Dec. 23, 2011 after the Charlotte Bobcats declined to match the offer sheet
Departed Traded to the Minnesota Timberwolves for Wayne Ellington on July 24, 2012



Seth Curry

Years 2013-14			College Duke									No 1				Pos G									
Season	G	GS	Min	FG	FGA	Pct	3fg	Att	Pct	FT	FTA	Pct	Off	Def	Total	Ast	PF	St	TO	Bl	Pts	Avg			
2013-14	1	0	4	0	0	---	0	0	---	0	0	---	0	0	0	0	0	0	0	0	0	0.0			

Acquired Signed by Memphis as a free agent on Dec. 24, 2013
Departed Waived by Memphis on Jan. 5, 2014



Antonio Daniels

Years 1997-98			College Bowling Green										No 33				Pos G									
Season	G	GS	Min	FG	FGA	Pct	3fg	Att	Pct	FT	FTA	Pct	Off	Def	Total	Ast	PF	St	TO	Bl	Pts	Avg				
1997-98	74	50	1956	228	548	.416	11	52	.212	112	170	.659	22	121	143	334	88	55	164	10	579	7.8				

Acquired Drafted fourth overall by the Grizzlies in the 1997 NBA Draft
Departed Traded to San Antonio in June 1998 in exchange for Carl Herrera and the draft rights to Felipe Lopez



Ed Davis

Years 2012-13 to 2013-14				College North Carolina										No 32				Pos F									
Season	G	GS	Min	FG	FGA	Pct	3fg	Att	Pct	FT	FTA	Pct	Off	Def	Total	Ast	PF	St	TO	Bl	Pts	Avg					
2012-13	36	4	544	74	143	.517	0	0	---	37	65	.569	57	103	160	8	80	13	18	47	185	5.1					
2013-14	63	4	956	155	290	.534	0	0	---	47	89	.528	92	168	260	27	114	17	40	43	357	5.7					
Total	99	8	1500	229	433	.529	0	0	---	84	154	.545	149	271	420	35	194	30	58	90	542	5.5					

Acquired As part of a three-team trade, traded by the Toronto Raptors with a 2013 second round pick to the Memphis Grizzlies; Toronto traded Jose Calderon to the Detroit Pistons; Detroit traded Tayshaun Prince and Austin Daye to Memphis; Memphis traded Rudy Gay and Hamed Haddadi to Toronto on Jan. 30, 2013
Departed Free agent not re-signed



Josh Davis

Years 2011-12			College Wyoming										No 18				Pos F						
Season	G	GS	Min	FG	FGA	Pct	3fg	Att	Pct	FT	FTA	Pct	Off	Def	Total	Ast	PF	St	TO	Bl	Pts	Avg	
2011-12	15	0	130	10	27	.370	4	13	.308	4	8	.500	16	11	27	6	19	7	3	1	28	1.9	

Acquired Signed as a free agent on Dec. 10, 2011
Departed Waived on Feb. 6, 2012




Austin Daye

College Gonzaga										No 5					Pos F							
Season	G	GS	Min	FG	FGA	Pct	3fg	Att	Pct	FT	FTA	Pct	Off	Def	Total	Ast	PF	St	TO	Bl	Pts	Avg
2012-13	31	0	328	47	111	.423	20	58	.345	11	16	.688	6	54	60	21	39	9	16	14	125	4.0



ALL-TIME ROSTER



Terry Dehere

Years 1998-99			College Seton Hall										No 24					Pos G									
Season	G	GS	Min	FG	FGA	Pct	3fg	Att	Pct	FT	FTA	Pct	Off	Def	Total	Ast	PF	St	TO	Bl	Pts	Avg					
1998-99	22	0	271	27	74	.365	15	34	.441	5	7	.714	5	17	22	26	28	5	14	3	74	3.4					

Acquired Signed to a 10-day contract in March 1999
Departed Free agent not re-signed in July 1999



Michael Dickerson

College Arizona													No 8					Pos G/F									
Season	G	GS	Min	FG	FGA	Pct	3fg	Att	Pct	FT	FTA	Pct	Off	Def	Total	Ast	PF	St	TO	Bl	Pts	Avg					
1999-00	82	82	3103	554	1270	.436	119	291	.409	269	324	.830	78	201	279	208	226	116	165	45	1496	18.2					
2000-01	70	69	2618	425	1020	.417	86	230	.374	206	270	.763	70	159	229	233	207	62	162	27	1142	16.3					
2001-02	4	4	124	15	48	.313	8	21	.381	5	6	.833	3	9	12	9	12	3	8	1	43	10.8					
2002-03	6	1	87	10	24	.417	4	11	.402	5	5	.784	1	5	6	8	16	5	6	1	29	4.8					
Total	162	156	5932	1004	2362	.425	217	553	.392	485	605	.801	152	374	526	458	461	186	341	74	2710	16.7					


Acquired In a three-team trade with Houston and Orlando in Aug. 1999
Departed Retired Oct. 25, 2003



Keyon Dooling

Years 2012-13			College Missouri										No 55						Pos G									
Season	G	GS	Min	FG	FGA	Pct	3fg	Att	Pct	FT	FTA	Pct	Off	Def	Total	Ast	PF	St	TO	Bl	Pts	Avg						
2012-13	7	0	82	10	21	.476	5	12	.417	6	7	.857	0	1	1	8	8	1	5	0	31	4.4						

Acquired Signed as a free agent on April 3, 2013
Departed Free agent not re-signed



Blue Edwards

Years 1995-96 to 1997-98													College East Carolina													No 30													Pos G/F												
Season	G	GS	Min	FG	FGA	Pct	3fg	Att	Pct	FT	FTA	Pct	Off	Def	Total	Ast	PF	St	TO	Bl	Pts	Avg																													
1995-96	82	82	2773	401	956	.419	84	245	.343	157	208	.755	98	248	346	212	243	118	170	46	1043	12.7																													
1996-97	61	12	1439	182	458	.397	25	89	.281	89	109	.817	49	140	189	114	135	38	81	20	478	7.8																													
1997-98	81	20	1968	326	742	.439	40	120	.333	180	215	.837	61	156	217	201	183	86	134	27	872	10.8																													
Total	224	114	6180	909	2156	.422	149	454	.328	426	532	.801	208	544	752	527	561	242	385	93	2393	10.7																													

Acquired In the 1995 Expansion Draft (from Utah 26th overall)
Departed Free agent not re-signed July 1998



Doug Edwards

Years 1995-96 to 1997-98													College Florida State													No 32					Pos F									
Season	G	GS	Min	FG	FGA	Pct	3fg	Att	Pct	FT	FTA	Pct	Off	Def	Total	Ast	PF	St	TO	Bl	Pts	Avg																		
1995-96	31	0	519	32	91	.352	0	4	.000	29	38	.763	35	52	87	39	51	10	29	18	93	3.0																		
1996-97	Did not play due to injury																																							
1997-98	Did not play due to injury																																							

Acquired In the 1995 Expansion Draft (from Atlanta 24th overall)
Departed Waived in Jan. 1998



Kevin Edwards

Years 2000-01			College DePaul										No 21					Pos G									
Season	G	GS	Min	FG	FGA	Pct	3fg	Att	Pct	FT	FTA	Pct	Off	Def	Total	Ast	PF	St	TO	Bl	Pts	Avg					
2000-01	46	5	634	56	170	.329	5	19	.263	43	53	.811	23	59	82	52	46	29	37	8	160	3.5					


Acquired Signed as a free agent in Oct. 2000
Departed Free agent not re-signed July 2001



Obinna Ekezie

Years 1999-00			College Maryland										No 54						Pos F/C									
Season	G	GS	Min	FG	FGA	Pct	3fg	Att	Pct	FT	FTA	Pct	Off	Def	Total	Ast	PF	St	TO	Bl	Pts	Avg						
1999-00	39	0	351	41	88	.466	0	0	---	43	64	.672	34	58	92	8	61	9	26	4	125	3.2						

Acquired Drafted 37th overall by the Grizzlies in the 1999 NBA Draft
Departed Traded to Washington in Aug. 2000 along with Felipe Lopez, Cherokee Parks and Dennis Scott in exchange for Isaac Austin



Wayne Ellington

Years 2012-13			College North Carolina										No 3					Pos G									
Season	G	GS	Min	FG	FGA	Pct	3fg	Att	Pct	FT	FTA	Pct	Off	Def	Total	Ast	PF	St	TO	Bl	Pts	Avg					
2012-13	40	4	676	81	199	.407	41	97	.423	15	16	.938	5	47	52	42	38	16	24	1	218	5.5					



ALL-TIME ROSTER



P.J. Hairston

Years 2015-16			College North Carolina										No 19					Pos G/F									
Season	G	GS	Min	FG	FGA	Pct	3fg	Att	Pct	FT	FTA	Pct	Off	Def	Total	Ast	PF	St	TO	Bl	Pts	Avg					
2015-16	18	9	375	46	132	.348	16	69	.232	16	22	.727	7	39	46	9	31	8	17	4	124	6.9					

Acquired As part of a three-team trade, traded by Charlotte with two future second round draft picks to Memphis; Charlotte traded Brian Roberts to Miami; Memphis traded Courtney Lee to Charlotte; Miami traded Chris Andersen and two future second round picks to Memphis on Feb. 16, 2016
Departed Became a free agent on July 1, 2016



Lorinza "Junior" Harrington

College Wingate										No 10										Pos G									
Years 2006-07																													
Season	G	GS	Min	FG	FGA	Pct	3fg	Att	Pct	FT	FTA	Pct	Off	Def	Total	Ast	PF	St	TO	Bl	Pts	Avg							
2006-07	29	8	543	57	137	.416	7	26	.269	31	46	.674	12	56	68	89	79	21	52	5	152	5.2							


Acquired Signed by the Grizzlies to the first of two 10-day contracts on Feb. 9, 2007; Signed for the remainder of the season on March 1, 2007
Departed Free agent not re-signed July 2007



Othella Harrington

College Georgetown										No 24						Pos F						
Years 1999-00 to 2000-01																						
Season	G	GS	Min	FG	FGA	Pct	3fg	Att	Pct	FT	FTA	Pct	Off	Def	Total	Ast	PF	St	TO	Bl	Pts	Avg
1999-00	82	82	2677	420	830	.506	0	2	.000	236	298	.792	196	367	563	97	287	36	217	58	1076	13.1
2000-01	44	40	1267	180	386	.466	0	3	.000	120	154	.779	102	187	289	36	136	19	104	26	480	10.9
Total	126	122	3944	600	1216	.493	0	5	.000	356	452	.788	298	554	852	133	423	55	321	84	1556	12.3

Acquired In a three-team trade with Houston and Orlando in Aug. 1999
Departed Traded to New York in Feb. 2001 in exchange for Erick Strickland and two draft picks



Antonio Harvey

Years 1995-96				College Pfeiffer								No 40								Pos F							
Season	G	GS	Min	FG	FGA	Pct	3fg	Att	Pct	FT	FTA	Pct	Off	Def	Total	Ast	PF	St	TO	Bl	Pts	Avg					
1995-96	18	6	410	39	95	.411	0	2	.000	20	43	.465	27	67	94	09	38	14	18	21	98	5.4					


Acquired In the 1995 Expansion Draft (from LAL sixth overall)
Departed Waived in Dec. 1995



J.R. Henderson

Years 1998-99			College UCLA										No 52					Pos F									
Season	G	GS	Min	FG	FGA	Pct	3fg	Att	Pct	FT	FTA	Pct	Off	Def	Total	Ast	PF	St	TO	Bl	Pts	Avg					
1998-99	30	0	331	35	96	.365	2	5	.400	25	45	.556	20	27	47	22	29	9	18	4	97	3.2					

Acquired Drafted 56th overall by the Grizzlies in the 1998 NBA Draft
Departed Free agent not re-signed July 1999



Xavier Henry

College Kansas										No 13										Pos G/F									
Years 2010-11																													
Season	G	GS	Min	FG	FGA	Pct	3fg	Att	Pct	FT	FTA	Pct	Off	Def	Total	Ast	PF	St	TO	Bl	Pts	Avg							
2010-11	38	16	527	65	160	.406	2	17	.118	33	52	.635	9	28	37	18	48	11	13	3	165	4.3							

Acquired Selected by the Grizzlies in the first round (12th overall) of the 2010 NBA Draft
Departed Traded to New Orleans on January 4, 2012 as part of three-team deal that sent Marreese Speights to Memphis



Carl Herrera

College Houston										No 14										Pos F									
Years 1998-99																													
Season	G	GS	Min	FG	FGA	Pct	3fg	Att	Pct	FT	FTA	Pct	Off	Def	Total	Ast	PF	St	TO	Bl	Pts	Avg							
1998-99	4	0	42	3	13	.231	0	0	---	0	2	.000	5	3	8	3	3	0	4	0	6	1.5							

Acquired In a trade with San Antonio in June 1998 (along with the draft rights to Felipe Lopez in exchange for Antonio Daniels)
Departed Waived in Feb. 1999



Ryan Hollins

Years 2015-16				College UCLA								No 20							Pos C						
Season	G	GS	Min	FG	FGA	Pct	3fg	Att	Pct	FT	FTA	Pct	Off	Def	Total	Ast	PF	St	TO	Bl	Pts	Avg			
2015-16	32	9	412	45	72	625	0	0	-	26	42	619	40	47	87	10	58	6	21	20	116	3.6			

Acquired 1) Signed by Memphis as a free agent on Sept. 28, 2015; 2) Signed by Memphis as a free agent on Dec. 29, 2015; 3) Signed by Memphis to the first of two 10-day contracts on Jan. 21, 2016; 4) Re-signed by Memphis for the remainder of the season on March 2, 2016
Departed 1) Waived on Oct. 26, 2015; 2) Waived on Jan. 7, 2016; 3) Second 10-day contract expired on Feb. 11, 2016; 4) Waived on April 7, 2016



Lester Hudson

College Tennessee-Martin										No 26, 14										Pos G									
Years 2009-10, 2011-12																													
Season	G	GS	Min	FG	FGA	Pct	3fg	Att	Pct	FT	FTA	Pct	Off	Def	Total	Ast	PF	St	TO	Bl	Pts	Avg							
2009-10	9	0	61	14	35	.400	2	11	.182	6	7	.857	4	6	10	5	5	5	5	1	36	4.0							
2011-12	3	0	20	3	11	.273	1	3	.333	2	3	.667	0	0	0	1	0	0	2	0	9	3.0							
Total	12	0	81	17	46	.370	3	14	.214	8	10	.800	4	6	10	6	5	5	7	1	45	3.8							

Acquired 1) Claimed off waivers on Jan. 8, 2010; 2) Signed as a free agent on April 20, 2012
Departed 1) Waived on July 1, 2010; 2) Free agent not re-signed



Ryan Humphrey

College Notre Dame										No 40	
--------------------	--	--	--	--	--	--	--	--	--	-------	--




ALL-TIME ROSTER



Casey Jacobsen

Years 2007-08			College Stanford										No 23					Pos G				
Season	G	GS	Min	FG	FGA	Pct	3fg	Att	Pct	FT	FTA	Pct	Off	Def	Total	Ast	PF	St	TO	Bl	Pts	Avg
2007-08	53	0	547	39	115	.339	16	72	.222	13	17	.765	12	53	65	20	34	5	16	1	107	2.0


Acquired Signed by Memphis as a free agent on July 24, 2007
Departed Free agent not re-signed and renounced on Aug. 8, 2008



Marko Jaric

Years 2008-09 to 2009-10				From Belgrade, Serbia							No 55				Pos G									
Season	G	GS	Min	FG	FGA	Pct	3fg	Att	Pct	FT	FTA	Pct	Off	Def	Total	Ast	PF	St	TO	Bl	Pts	Avg		
2008-09	53	0	605	48	145	.331	11	28	.393	29	41	.707	23	42	65	74	62	29	49	11	136	2.6		

Acquired Traded by the Minnesota Timberwolves along with the draft rights to O.J. Mayo (third overall pick), Greg Buckner and Antoine Walker in exchange for the draft rights to Kevin Love (fifth), Mike Miller, Brian Cardinal and Jason Collins on June 26, 2008
Departed Waived on Dec. 24, 2009



Alexander Johnson

Years 2006-07			College Florida State										No 32					Pos F				
Season	G	GS	Min	FG	FGA	Pct	3fg	Att	Pct	FT	FTA	Pct	Off	Def	Total	Ast	PF	St	TO	Bl	Pts	Avg
2006-07	59	19	753	91	169	.538	0	0	---	78	118	.661	50	131	181	17	137	25	47	35	260	4.4

Acquired Draft rights traded to Memphis by Portland in exchange for a second round pick in the 2008 NBA Draft on June 28, 2006
Departed Waived by the Grizzlies July 13, 2007



Chris Johnson

Years 2012-13			College Dayton										No 4					Pos G				
Season	G	GS	Min	FG	FGA	Pct	3fg	Att	Pct	FT	FTA	Pct	Off	Def	Total	Ast	PF	St	TO	Bl	Pts	Avg
2012-13	8	0	102	11	25	.440	6	18	.333	1	2	.500	5	6	11	2	5	4	3	0	29	3.6


Acquired Signed the first of two 10-day contracts on Jan. 23, 2013
Departed Second 10-day contract expired



James Johnson

Years 2013-14			College Wake Forest										No 3					Pos F				
Season	G	GS	Min	FG	FGA	Pct	3fg	Att	Pct	FT	FTA	Pct	Off	Def	Total	Ast	PF	St	TO	Bl	Pts	Avg
2013-14	52	4	956	143	308	.464	22	87	.253	76	90	.844	60	106	166	111	102	42	66	57	384	7.4


Acquired: Signed by Memphis as a free agent on Dec. 16, 2013
Departed Free agent not re-signed



Bobby Jones

Years 2007-08			College Washington								No 6					Pos G/F						
Season	G	GS	Min	FG	FGA	Pct	3fg	Att	Pct	FT	FTA	Pct	Off	Def	Total	Ast	PF	St	TO	Bl	Pts	Avg
2007-08	9	2	137	14	36	.389	3	13	.231	9	10	.900	10	17	27	11	17	5	5	2	40	4.4

Acquired Signed by Memphis to a 10-day contract on Jan. 10, 2008
Departed Second 10-day contract expired on Jan. 30, 2008



Dahntay Jones

Years 2003-04 to 2006-07										College Duke					No 30					Pos G/F				
Season	G	GS	Min	FG	FGA	Pct	3fg	Att	Pct	FT	FTA	Pct	Off	Def	Total	Ast	PF	St	TO	Bl	Pts	Avg		
2003-04	20	0	154	15	53	.283	1	4	.250	5	11	.455	7	16	23	12	23	5	12	6	36	1.8		
2004-05	52	7	649	83	190	.437	23	60	.383	44	64	.688	11	58	69	21	81	13	29	11	233	4.5		
2005-06	71	4	967	109	263	.414	3	21	.143	60	93	.645	20	84	104	39	108	38	50	15	281	4.0		
2006-07	78	25	1671	220	461	.477	5	12	.417	138	174	.793	47	106	153	68	192	39	92	22	583	7.5		
Total	221	36	3441	427	967	.442	32	97	.330	247	342	.722	85	264	349	140	404	95	183	54	1133	5.1		

Acquired Selected by the Boston Celtics in the 2003 NBA Draft (20th overall). Draft rights traded to Memphis along with the draft rights to Troy Bell (16th) in exchange for the draft rights to Marcus Banks (13th) and Kendrick Perkins (27th)
Departed Free agent not re-signed July 2007



Damon Jones

Years 2000-01			College Houston										No 11					Pos G				
Season	G	GS	Min	FG	FGA	Pct	3fg	Att	Pct	FT	FTA	Pct	Off	Def	Total	Ast	PF	St	TO	Bl	Pts	Avg
2000-01	71	10	1415	170	416	.409	84	231	.364	37	52	.712	16	108	124	224	58	36	76	1	461	6.5

Acquired Signed as a free agent in Aug. 2000
Departed Free agent not re-signed in July 2001



Eddie Jones

Years 2005-06 to 2006-07				College Temple								No 6				Pos G							
Season	G	GS	Min	FG	FGA	Pct	3fg	Att	Pct	FT	FTA	Pct	Off	Def	Total	Ast	PF	St	TO	Bl	Pts	Avg	
2005-06	75	75	2437	292	722	.404	133	374	.356	168	215	.781	35	244	279	177	201	131	93	27	885	11.8	
2006-07	29	14	561	57	151	.377	22	74	.297	25	34	.735	14	47	61	33	54	22	23	2	161	5.6	
Total	104	89	2998	349	873	.400	155	448	.346	193	249	.775	49	291	340	210	255	153	116	29	1046	10.1	

Acquired Traded to Memphis from Miami as part of a five-team trade on Aug. 2, 2005
Departed Waived on Jan. 30, 2007



Chris King

Years 1995-96			College Wake Forest										No 17					Pos F				
Season	G	GS	Min	FG	FGA	Pct	3fg	Att	Pct	FT	FTA	Pct	Off	Def	Total	Ast	PF	St	TO	Bl	Pts	Avg
1995-96	80	66	1930	250	585	.427	44	113	.389	90	136	.662	102	183	285	104	163	68	103	33	634	7.9

Acquired Signed as a free agent in Oct. 1995
Departed Free agent not re-signed in July 1996



Tarence Kinsey

Years 2006-07 to 2007-08				College South Carolina										No 7				Pos G							
Season	G	GS	Min	FG	FGA	Pct	3fg	Att	Pct	FT	FTA	Pct	Off	Def	Total	Ast	PF	St	TO	Bl	Pts	Avg			
2006-07	48	12	967	139	304	.457	13	46	.283	78	98	.796	29	68	97	41	57	53	46	1	369	7.7			
2007-08	11	0	96	16	38	.421	3	7	.429	5	6	.833	3	9	12	2	11	3	3	0	40	3.6			
Total	59	12	1063	155	342	.453	16	53	.302	83	104	.798	32	77	109	43	68	56	49	1	409	6.9			

Acquired Signed by Memphis as a free agent on July 13, 2006
Departed Waived on Dec. 18, 2007



Brevin Knight

Years 2001-02 to 2002-03				College Stanford								No 33				Pos G							
Season	G	GS	Min	FG	FGA	Pct	3fg	Att	Pct	FT	FTA	Pct	Off	Def	Total	Ast	PF	St	TO	Bl	Pts	Avg	
2001-02	53	11	1151	141	334	.422	2	8	.250	87	115	.757	11	98	109	302	135	79	111	7	371	7.0	
2002-03	55	4	928	97	228	.425	2	8	.250	20	37	.541	15	66	81	233	123	69	94	2	216	3.9	
Total	108	15	2079	238	562	.423	4	16	.250	107	152	.704	26	164	190	535	258	141	205	9	587	5.4	

Acquired Traded by the Hawks with Lorenzen Wright and the draft rights to Pau Gasol to the Memphis Grizzlies for Shareef Abdur-Rahim on July 19, 2001
Departed Traded to Phoenix in Sept. 2003 in exchange for Jake Tsakalidis and Bo Outlaw



Kosta Koufos

Years 2013-14 to 2014-15				College Ohio State								No 41					Pos C							
Season	G	GS	Min	FG	FGA	Pct	3fg	Att	Pct	FT	FTA	Pct	Off	Def	Total	Ast	PF	St	TO	Bl	Pts	Avg		
2013-14	80	22	1349	227	459	.495	0	0	---	60	93	.645	160	258	418	39	182	32	67	71	514	6.4		
2014-15	81	3	1348	182	358	.508	0	0	---	55	85	.647	121	305	426	37	148	29	69	63	419	5.2		
Total	161	25	2697	409	817	.501	0	0	---	115	178	.646	281	563	844	76	330	61	136	134	933	5.8		

Acquired Traded by the Denver Nuggets to the Memphis Grizzlies for Darrell Arthur and the draft rights to Joffrey Lauvergne (55th overall in 2014 NBA Draft) on June 27, 2013
Departed Signed a multi-year free agent contract with Sacramento on July 13, 2015



Acie Law

Years	2010-11	College Texas A&M										No 2					Pos G		
-------	---------	-------------------	--	--	--	--	--	--	--	--	--	------	--	--	--	--	-------	--	--



ALL-TIME ROSTER



Eric Leckner

College Wyoming													No 55					Pos F				
Season	G	GS	Min	FG	FGA	Pct	3fg	Att	Pct	FT	FTA	Pct	Off	Def	Total	Ast	PF	St	TO	Bl	Pts	Avg
1996-97	19	1	115	14	30	.467	0	0	---	6	12	.500	5	30	35	4	32	3	10	2	34	1.8

Acquired Signed to a 10-day contract in Feb. 1997
Departed Free agent not re-signed in July 1997



Courtney Lee

College Western Kentucky													No 5					Pos G				
Season	G	GS	Min	FG	FGA	Pct	3fg	Att	Pct	FT	FTA	Pct	Off	Def	Total	Ast	PF	St	TO	Bl	Pts	Avg
2013-14	49	47	1469	205	431	.476	49	142	.345	81	90	.900	21	117	138	83	90	45	48	19	540	11.0
2014-15	77	74	2354	288	643	.448	90	224	.402	111	129	.860	21	157	178	151	129	75	78	12	777	10.1
Total	126	121	3823	493	1071	.459	139	366	.380	192	219	.877	42	274	316	234	219	120	126	31	1317	10.5
2015-16	51	37	1489	192	419	.458	51	138	.370	76	92	.826	19	99	118	76	79	52	49	16	511	10.0
Total	177	158	5312	685	1493	.459	190	504	.377	268	311	.862	61	373	434	310	298	173	175	47	1828	10.3

Acquired As part of a three-team trade, traded by the Boston Celtics with a 2016 second round draft pick to the Memphis Grizzlies; Memphis traded Jerryd Bayless to Boston and traded a 2014 second round draft pick and a 2017 second round draft pick to the Oklahoma City Thunder; Oklahoma City traded Ryan Gomes to Boston and traded cash considerations to Memphis on Jan. 7, 2014

Acquired As part of a three-team trade, traded by Memphis to Charlotte; Charlotte traded two future second round draft picks and P.J. Hairston to Memphis and traded Brian Roberts to Miami; Miami traded two future second round draft picks and Chris Andersen to Memphis on Feb. 16, 2016




Jon Leuer

College Wisconsin													No 30					Pos F				
Season	G	GS	Min	FG	FGA	Pct	3fg	Att	Pct	FT	FTA	Pct	Off	Def	Total	Ast	PF	St	TO	Bl	Pts	Avg
2012-13	19	0	96	15	24	.625	0	0	---	4	7	.571	8	16	24	3	10	4	3	0	34	1.8
2013-14	49	0	642	121	246	.492	23	49	.469	37	47	.787	37	121	158	20	63	18	27	13	302	6.2
2014-15	63	6	824	121	273	.443	7	29	.241	37	59	.627	50	157	207	46	86	17	35	9	286	4.5
Total	131	6	1562	257	543	.473	30	78	.385	78	113	.690	95	294	389	69	159	39	65	22	622	4.7

Acquired Traded by the Cleveland Cavaliers to the Memphis Grizzlies for Marreese Speights, Wayne Ellington, Josh Selby and a 2013 first round draft pick on Jan. 22, 2013


Departed Traded by Memphis to Phoenix for the draft rights to Andrew Harrison (44th overall) on June 25, 2015



Grant Long

College Eastern Michigan													No 43					Pos F				
Season	G	GS	Min	FG	FGA	Pct	3fg	Att	Pct	FT	FTA	Pct	Off	Def	Total	Ast	PF	St	TO	Bl	Pts	Avg
1999-00	42	1	920	74	167	.443	0	4	.000	55	71	.775	86	148	234	43	108	45	49	10	203	4.8
2000-01	66	27	1507	140	319	.439	4	15	.267	112	157	.713	76	198	274	83	160	72	62	15	396	6.0
2001-02	66	56	1868	164	385	.426	3	17	.176	86	123	.699	31	200	231	136	123	63	103	12	417	6.3
Total	174	84	4295	378	871	.434	7	36	.194	253	351	.720	193	546	739	262	391	180	214	37	1016	5.8

Acquired Signed as a free agent in Sept. 1999
Departed Free agent not re-signed in July 2002



Felipe Lopez

College St. John's													No 13					Pos G				
Season	G	GS	Min	FG	FGA	Pct	3fg	Att	Pct	FT	FTA	Pct	Off	Def	Total	Ast	PF	St	TO	Bl	Pts	Avg
1998-99	47	32	1218	169	379	.446	12	44	.273	87	135	.644	69	97	166	62	128	49	82	14	437	9.3
1999-00	65	0	781	111	261	.425	3	18	.167	67	109	.615	59	65	124	44	94	32	53	17	292	4.5
Total	112	32	1999	280	640	.438	15	62	.242	154	244	.631	128	162	290	106	222	81	135	31	729	6.5

Acquired In a trade with San Antonio in June 1998 along with Carl Herrera in exchange for Antonio Daniels

Departed Traded to Washington in Aug. 2000 along with Obinna Ekezie, Cherokee Parks and Dennis Scott in exchange for Isaac Austin



Kyle Lowry

College Villanova													No 1					Pos G				
Season	G	GS	Min	FG	FGA	Pct	3fg	Att	Pct	FT	FTA	Pct	Off	Def	Total	Ast	PF	St	TO	Bl	Pts	Avg
2006-07	10	0	175	14	38	.368	3	8	.375	25	28	.893	12	19	31	32	20	14	12	1	56	5.6
2007-08	82	9	2089	256	592	.432	36	140	.257	243	348	.698	41	209	250	296	185	92	127	22	791	9.6
2008-09	49	21	1071	112	272	.412	17	69	.246	129	161	.801	13	98	111	178	89	48	79	8	370	7.6
Total	141	30	3335	382	902	.424	56	217	.258	397	537	.739	66	326	392	506	294	154	218	31	1217	8.6

Acquired Selected by Memphis in the first round (24th overall) in the 2006 NBA Draft

Departed Traded to the Houston Rockets in exchange for the Orlando Magic's 2009 unprotected first round pick, Adonal Foyle, Mike Wilks and cash considerations as part of a three-team deal also involving Orlando on Feb. 19, 2009



Kalin Lucas

College Michigan State													No 27					Pos G				
Season	G	GS	Min	FG	FGA	Pct	3fg	Att	Pct	FT	FTA	Pct	Off	Def	Total	Ast	PF	St	TO	Bl	Pts	Avg
2014-15	1	0	6	0	1	.000	0	0	---	0	0	---	0	0	0	0	1	1	0	0	0	0.0

Acquired (1) Signed by Memphis as a free agent on Sept. 25, 2014; (2) Re-signed by Memphis as a Call-Up from the NBA Development League's Iowa Energy on Nov. 4, 2014; (3) Re-signed by Memphis as a Call-Up from the Iowa Energy on Nov. 19, 2014
Departed Waived on Oct. 25, 2014; (2) Waived on Nov. 9, 2014; (3) Waived on Nov. 20, 2014




George Lynch

College North Carolina													No 34/9					Pos F				
Season	G	GS	Min	FG	FGA	Pct	3fg	Att	Pct	FT	FTA	Pct	Off	Def	Total	Ast	PF	St	TO	Bl	Pts	Avg
1996-97	41	27	1059	137	291	.471	8	31	.258	60	97	.619	98	163	261	76	97	63	64	17	342	8.3
1997-98	82	0	1493	248	516	.481	9	30	.300	111	158	.703	147	215	362	122	161	65	104	41	616	7.5
Total	123	27	2552	385	807	.477	17	61	.279	171	255	.671	245	378	623	198	258	128	168	58	958	7.8

Acquired In a trade with LA Lakers in July 1996 along with Anthony Peeler and a 2nd round pick in 1998 and 1999 for the Grizzlies 2nd round pick in 1998 and 1999

Departed Free agent not re-signed July 1998




Sam Mack

College Houston													No 7					Pos G/F				
Season	G	GS	Min	FG	FGA	Pct	3fg	Att	Pct	FT	FTA	Pct	Off	Def	Total	Ast	PF	St	TO	Bl	Pts	Avg
1997-98	57	54	1414	222	559	.397	110	269	.409	62	77	.805	30	103	133	101	117	41	69	11	616	10.8
1998-99	19	15	577	86	212	.406	42	108	.389	28	30	.933	7	46	53	23	53	20	20	1	242	12.7
Total	76	69	1991	308	771	.399	152	377	.403	90	107	.841	37	149	186	124	170	61	89	12	858	11.3

Acquired In a trade with Houston in Oct. 1997 in exchange for a 2nd round draft pick

Departed Traded to Houston in March 1999 in exchange for Rodrick Rhodes



Rich Manning

College Washington													No 15					Pos C				
Season	G	GS	Min	FG	FGA	Pct	3fg	Att	Pct	FT	FTA	Pct	Off	Def	Total	Ast	PF	St	TO	Bl	Pts	Avg
1995-96	29	0	311	49	113	.434	0	1	.000	9	14	.643	16	39	55	7	37	3	17	6	107	3.7
1996-97	16	1	128	18	48	.375	2	3	.667	6	8	.750	8	15	23	2	18	3	5	1	44	2.8
Total	45	1	439	67	161	.416	2	4	.500	15	22	.682	24	54	78	9	55	6	22	7	151	3.4

Acquired 1) Signed to a free agent contract in Oct. 1995; 2) Signed to a free agent contract in Jan. 1996

Departed 1) Waived in Nov. 1995; 2) Waived in Jan. 1997



Cuonzo Martin

College Purdue													No 40					Pos G				
Season	G	GS	Min	FG	FGA	Pct	3fg	Att	Pct	FT	FTA	Pct	Off	Def	Total	Ast	PF	St	TO	Bl	Pts	Avg
1995-96	4	0	19	3	5	.600	3	3	1.000	0	2	.000	1	1	2	2	1	1	1	0	9	2.3

Acquired Signed to a 10-day contract in April 1996



ALL-TIME ROSTER



Juan Carlos Navarro

Years 2007-08

Years 2007-08				From Saint Feliu de Llobregat, Spain								No 2			Pos G									
Season	G	GS	Min	FG	FGA	Pct	3fg	Att	Pct	FT	FTA	Pct	Off	Def	Total	Ast	PF	St	TO	Bl	Pts	Avg		
2007-08	82	30	2117	308	766	.402	156	432	.361	124	146	.849	34	176	210	177	94	48	134	1	896	10.9		

Acquired Draft rights traded from Washington for a future protected first round pick on Aug. 17, 2007

Departed Signed with F.C. Barcelona (Spain) on June 18, 2008



Makhtar N'Diaye

Years 1998-99

Years 1998-99			College North Carolina										No 40				Pos F									
Season	G	GS	Min	FG	FGA	Pct	3fg	Att	Pct	FT	FTA	Pct	Off	Def	Total	Ast	PF	St	TO	Bl	Pts	Avg				
1998-99	4	0	27	1	4	.250	0	0	---	3	4	.750	3	2	5	1	9	0	1	1	5	1.3				

Acquired Signed as a free agent in Jan. 1999

Departed Traded to Orlando in a three-way deal in Aug. 1999




Ivano Newbill

Years 1997-98

Years 1997-98			College Georgia Tech										No 40				Pos C									
Season	G	GS	Min	FG	FGA	Pct	3fg	Att	Pct	FT	FTA	Pct	Off	Def	Total	Ast	PF	St	TO	Bl	Pts	Avg				
1997-98	28	2	249	20	57	.351	1	1	1.000	17	30	.567	24	45	69	9	38	10	17	3	58	2.1				

Acquired Signed as a free agent in Sept. 1997

Departed Free agent not re-signed July 1998




Moochie Norris

Years 1996-97

Years 1996-97			College West Florida										No 10				Pos G									
Season	G	GS	Min	FG	FGA	Pct	3fg	Att	Pct	FT	FTA	Pct	Off	Def	Total	Ast	PF	St	TO	Bl	Pts	Avg				
1996-97	8	0	89	4	22	.182	2	10	.200	2	5	.400	3	9	12	23	5	4	5	0	12	1.5				

Acquired Signed as a free agent in Dec. 1996

Departed Waived in Dec. 1996



Bo Outlaw

Years 2003-04

Years 2003-04				College Houston								No 45				Pos F							
Season	G	GS	Min	FG	FGA	Pct	3fg	Att	Pct	FT	FTA	Pct	Off	Def	Total	Ast	PF	St	TO	Bl	Pts	Avg	
2003-04	82	1	1606	159	312	.510	0	4	.000	61	116	.526	125	217	342	90	170	73	69	70	379	4.6	

Acquired Traded by Phoenix along with Jake Tsakalidis in exchange for Brevin Knight, Cezary Trybanski and Robert Archibald

on Sept. 30, 2003

Departed Waived Nov. 1, 2004



Chris Owens

Years 2002-03

Years 2002-03			College Texas										No 20				Pos F									
Season	G	GS	Min	FG	FGA	Pct	3fg	Att	Pct	FT	FTA	Pct	Off	Def	Total	Ast	PF	St	TO	Bl	Pts	Avg				
2002-03	1	0	6	2	3	.667	0	0	---	0	0	---	1	0	1	0	0	0	0	0	4	4.0				

Acquired Selected by the Milwaukee Bucks in the second round (48th overall pick) in the 2002 NBA Draft. Draft rights traded by the Bucks to the Memphis Grizzlies for the 2003 second-round draft pick

Departed Free agent not re-signed in July 2003



Scott Padgett

Years 2006-07

Years 2006-07			College Kentucky										No 34				Pos F									
Season	G	GS	Min	FG	FGA	Pct	3fg	Att	Pct	FT	FTA	Pct	Off	Def	Total	Ast	PF	St	TO	Bl	Pts	Avg				
2006-07	7	0	33	1	7	.143	0	4	.000	0	2	.000	5	4	9	0	2	1	1	0	2	0.3				

Acquired Traded to Memphis by Houston in exchange for Jake Tsakalidis on Feb. 13, 2007

Departed Waived by Memphis on April 4, 2007



Milt Palacio

Years 1999-00

Years 1999-00			College Colorado State										No 5				Pos G									
Season	G	GS	Min	FG	FGA	Pct	3fg	Att	Pct	FT	FTA	Pct	Off	Def	Total	Ast	PF	St	TO	Bl	Pts	Avg				
1999-00	53	0	394	43	98	.439	0	2	.000	22	37	.595	17	34	51	48	32	20	44	0	108	2.0				

Acquired Signed as a free agent in Sept. 1999

Departed Free agent not re-signed July 2000



Jeremy Pargo

Years 2011-12

Years 2011-12			College Gonzaga										No 1			Pos G									
Season	G	GS	Min	FG	FGA	Pct	3fg	Att	Pct	FT	FTA	Pct	Off	Def	Total	Ast	PF	St	TO	Bl	Pts	Avg			
2011-12	44	5	424	50	150	.333	10	38	.263	16	27	.593	12	25	37	55	46	15	46	0	126	2.9			

Acquired Signed as a free agent on Dec. 10, 2011

Departed Traded to the Cleveland Cavaliers with a 2014 second round pick and cash considerations for D.J. Kennedy on July 25, 2012



Cherokee Parks

Years 1998-99 to 1999-00

Years 1998-99 to 1999-00				College Duke								No 1				Pos F/C									
Season	G	GS	Min	FG	FGA	Pct	3fg	Att	Pct	FT	FTA	Pct	Off	Def	Total	Ast	PF	St	TO	Bl	Pts	Avg			
1998-99	48	41	1118	118	275	.429	0	1	.000	30	55	.545	75	168	243	36	114	28	49	28	266	5.5			
1999-00	56	14	808	72	145	.497	0	1	.000	24	37	.649	55	128	183	35	115	29	28	45	168	3.0			
Total	104	55	1926	190	420	.452	0	2	.000	54	92	.587	130	296	426	71	229	57	77	73	434	4.2			

Acquired Signed as a free agent in Jan. 1999

Departed Traded to Washington in Aug. 2000 along with Obinna Ekezie, Felipe Lopez and Dennis Scott in exchange for Isaac Austin




Anthony Peeler

Years 1996-97 to 1997-98

Years 1996-97 to 1997-98			College Missouri										No 7/1				Pos G									
Season	G	GS	Min	FG	FGA	Pct	3fg	Att	Pct	FT	FTA	Pct	Off	Def	Total	Ast	PF	St	TO	Bl	Pts	Avg				
1996-97	72	57	2291	402	1011	.398	128	343	.373	109	133	.820	54	193	247	256	168	105	157	17	1041	14.5				
1997-98	8	8	202	35	72	.486	5	19	.263	4	6	.667	6	14	20	23	16	9	6	0	79	9.9				
Total	80	65	2493	437	1083	.404	133	362	.367	113	139	.813	60	207	267	279	184	114	163	17	1120	14.0				

Acquired In a trade with LA Lakers in July 1996 along with George Lynch and a second round pick in 1998 and 1999 for the Grizzlies second round pick in 1998 and 1999

Departed Traded to Minnesota on Feb. 18, 1998 in exchange for Doug West




Elliot Perry

Years 2001-02

Years 2001-02			College Memphis										No 5			Pos G									
Season	G	GS	Min	FG	FGA	Pct	3fg	Att	Pct	FT	FTA	Pct	Off	Def	Total	Ast	PF	St	TO	Bl	Pts	Avg			
2001-02	2	0	48	5	10	.500	0	0	---	1	2	.500	0	4	4	7	6	3	7	0	11	5.5			

Acquired Signed to a 10-day contract in Feb. 2002

Departed Free agent not re-signed in Feb. 2002




Wesley Person

Years 2002-03 to 2003-04

Years 2002-03 to 2003-04				College Auburn								No 1				Pos G/F									
Season	G	GS	Min	FG	FGA	Pct	3fg	Att	Pct	FT	FTA	Pct	Off	Def	Total	Ast	PF	St	TO	Bl	Pts	Avg			
2002-03	66	44	1941	274	601	.456	100	231	.433	79	97	.814	24	168	192	112	64	42	56	19	727	11.0			
2003-04	16	0	284	33	107	.308	11	43	.256	6	8	.750	2	16	18	23	11	5	16	2	83	5.2			
Total	82	44	2225	307	708	.433	111	274	.405	85	105	.810	26	184	210	135	75	47	72	21	75	1.1			

Acquired Traded by the Cavaliers to the Memphis Grizzlies for Nick Anderson and the draft rights to Mark Barnes on June 26, 2002

Departed Traded to Portland with a conditional first round draft pick and cash considerations in Dec. 2003 in exchange for Bonzi Wells



Dexter Pittman

Years 2012-13

Years 2012-13			College Texas										No 45			Pos C									
Season	G	GS	Min	FG	FGA	Pct	3fg	Att	Pct	FT	FTA	Pct	Off	Def	Total	Ast	PF	St	TO	Bl	Pts	Avg			
2012-13	7	0	20	1	6	.167	0	0	---	0	3	.000	3	2	5	0	4	0	1	0	2	0.3			

Acquired Traded by the Miami Heat with a 2013 second round draft pick and cash considerations to the Memphis Grizzlies for the draft rights to Ricky Sanchez on Feb. 21, 2013

Departed Waived on April 14, 2013



ALL-TIME ROSTER




Roy Rogers

Years 1996-97			College Alabama										No 44					Pos F				
Season	G	GS	Min	FG	FGA	Pct	3fg	Att	Pct	FT	FTA	Pct	Off	Def	Total	Ast	PF	St	TO	Bl	Pts	Avg
1996-97	82	50	1848	244	483	.505	1	1	1.000	54	94	.574	139	247	386	46	214	21	86	163	543	6.6

Acquired Drafted 22nd overall by the Grizzlies in the 1996 NBA Draft

Departed Traded to Boston in Oct. 1997 in exchange for Tony Massenburg and a 2nd round draft pick



Quinton Ross

Years 2008-09				College Southern Methodist								No 13				Pos F/G							
Season	G	GS	Min	FG	FGA	Pct	3fg	Att	Pct	FT	FTA	Pct	Off	Def	Total	Ast	PF	St	TO	Bl	Pts	Avg	
2008-09	68	7	1164	99	259	.382	33	88	.375	34	42	.810	29	97	126	47	114	32	36	14	265	3.9	

Acquired Signed as a free agent on Sept. 28, 2008

Departed Contract expired on June 30, 2009



Jason Sasser

Years 1998-99			College Texas Tech										No 23					Pos F				
Season	G	GS	Min	FG	FGA	Pct	3fg	Att	Pct	FT	FTA	Pct	Off	Def	Total	Ast	PF	St	TO	Bl	Pts	Avg
1998-99	6	0	39	5	11	.455	0	0	---	1	2	.500	2	5	7	2	4	2	2	0	11	1.8

Acquired Signed as a free agent in Jan. 1999

Departed Waived in Feb. 1999



Byron Scott

Years 1995-96		College Arizona State										No 4					Pos G					
Season	G	GS	Min	FG	FGA	Pct	3fg	Att	Pct	FT	FTA	Pct	Off	Def	Total	Ast	PF	St	TO	Bl	Pts	Avg
1995-96	80	0	1894	271	676	.401	74	221	.335	203	243	.835	40	152	192	123	126	63	100	22	819	10.2

Acquired In the 1995 Expansion Draft (from Indiana 18th overall)

Departed Waived in July 1996



Dennis Scott

Years	College Georgia Tech											No 9				Pos F									
Season	G	GS	Min	FG	FGA	Pct	3fg	Att	Pct	FT	FTA	Pct	Off	Def	Total	Ast	PF	St	TO	Bl	Pts	Avg			
1999-00	66	0	1263	125	333	.375	71	189	.376	48	57	.842	16	90	106	69	104	29	30	9	369	5.6			

Acquired Signed as a free agent in Aug. 1999

Departed Traded to Washington in Aug. 2000 along with Obinna Ekezie, Felipe Lopez and Cherokee Parks in exchange for Isaac Austin



Josh Selby

Years 2011-12 to 2012-13				College Kansas								No 2				Pos G							
Season	G	GS	Min	FG	FGA	Pct	3fg	Att	Pct	FT	FTA	Pct	Off	Def	Total	Ast	PF	St	TO	Bl	Pts	Avg	
2011-12	28	0	237	25	72	.347	2	15	.133	11	14	.786	2	13	15	30	17	7	29	0	63	2.3	
2012-13	10	0	59	6	22	.273	1	6	.167	7	11	.636	0	5	5	4	7	2	7	0	20	2.0	
Total	38	0	296	31	94	.330	3	21	.143	18	25	.720	2	18	20	34	24	9	36	0	83	2.2	

Acquired Selected by Memphis in the second round (49th overall) in the 2011 NBA Draft

Departed Traded with Marreese Speights, Wayne Ellington and a 2013 first round draft pick to the Cleveland Cavaliers for Jon Leuer on Jan. 22, 2013



Brian Skinner

Years 2011-12		College Baylor										No 3					Pos F/C						
Season	G	GS	Min	FG	FGA	Pct	3fg	Att	Pct	FT	FTA	Pct	Off	Def	Total	Ast	PF	St	TO	Bl	Pts	Avg	
2011-12	1	0	4	0	1	.000	0	0	---	0	0	---	0	0	0	0	1	0	0	0	0	0.0	

Acquired Signed as a free agent on Dec. 10, 2011

Departed Waived on Dec. 29, 2011




Ish Smith

Years 2010-11			College Wake Forest										No 5					Pos G				
Season	G	GS	Min	FG	FGA	Pct	3fg	Att	Pct	FT	FTA	Pct	Off	Def	Total	Ast	PF	St	TO	Bl	Pts	Avg
2010-11	15	0	113	11	32	.344	0	2	.000	5	11	.455	1	4	5	15	11	5	8	0	27	1.8

Acquired Traded by the Houston Rockets with Shane Battier in exchange for Hasheem Thabeet, DeMarre Carroll and a future, lottery-protected first round draft pick on Feb. 24, 2011

Departed Waived on Dec. 14, 2011



Michael Smith

Years 1997-98 to 1998-99				College Providence								No 34				Pos F							
Season	G	GS	Min	FG	FGA	Pct	3fg	Att	Pct	FT	FTA	Pct	Off	Def	Total	Ast	PF	St	TO	Bl	Pts	Avg	
1997-98	30	29	706	67	133	.504	0	1	.000	48	73	.658	85	121	206	59	60	26	36	6	182	6.1	
1998-99	48	10	1098	77	144	.535	0	1	.000	76	128	.594	135	215	350	48	107	46	60	18	230	4.8	
Total	78	39	1804	144	277	.520	0	2	.000	124	201	.617	220	336	556	107	167	72	96	24	412	5.3	

Acquired In a trade with Sacramento in Feb. 1998 along with Bobby Hurley in exchange for Otis Thorpe and Chris Robinson

Departed Traded to Orlando in a three-way deal in Aug. 1999




Russ Smith

Years 2014-15 to 2015-16				College Louisville								No 2				Pos G							
Season	G	GS	Min	FG	FGA	Pct	3fg	Att	Pct	FT	FTA	Pct	Off	Def	Total	Ast	PF	St	TO	Bl	Pts	Avg	
2014-15	6	0	36	6	15	.400	1	5	.200	12	13	.923	1	2	3	6	7	3	5	0	25	4.2	
2015-16	15	0	66	7	22	.318	1	5	.200	8	13	.615	1	8	9	11	5	5	7	1	23	1.5	
Total	21	0	102	13	37	.351	2	10	.200	20	26	.769	2	10	12	17	12	8	12	1	48	2.3	

Acquired As part of a three-team trade, traded by the New Orleans Pelicans to Memphis; New Orleans traded Austin Rivers to the Boston Celtics; Boston traded Jeff Green to Memphis; Memphis traded Tayshaun Prince and a future first round draft pick to Boston; Memphis traded Quincy Pondexter and a 2015 second round draft pick to New Orleans on Jan. 12, 2015

Departed Waived on Dec. 29, 2015.




Theron Smith

Years 2003-04			College Ball State										No 0					Pos F				
Season	G	GS	Min	FG	FGA	Pct	3fg	Att	Pct	FT	FTA	Pct	Off	Def	Total	Ast	PF	St	TO	Bl	Pts	Avg
2003-04	20	0	178	16	43	.372	6	12	.500	6	8	.750	13	28	41	7	18	5	14	5	44	2.2

Acquired Signed as a free agent on July 16, 2003

Departed Selected by the Charlotte Bobcats in the 2004 NBA Expansion Draft




Will Solomon

Years 2001-02			College Clemson										No 1					Pos G				
Season	G	GS	Min	FG	FGA	Pct	3fg	Att	Pct	FT	FTA	Pct	Off	Def	Total	Ast	PF	St	TO	Bl	Pts	Avg
2001-02	62	4	872	113	331	.341	46	162	.284	49	73	.671	12	56	68	92	76	35	62	7	321	5.2

Acquired Selected in the second round (33rd pick overall) of the 2001 NBA Draft

Departed Free agent not re-signed in July 2002



Marreese Speights

Years 2011-12 to 2012-13				College Florida								No 5				Pos F/C							
Season	G	GS	Min	FG	FGA	Pct	3fg	Att	Pct	FT	FTA	Pct	Off	Def	Total	Ast	PF	St	TO	Bl	Pts	Avg	
2011-12	60	54	1345	221	488	.453	0	3	.000	84	109	.771	133	241	374	48	147	21	74	29	526	8.8	
2012-13	40	2	579	106	247	.429	2	4	.400	48	67	.716	76	113	189	18	86	10	35	27	262	6.6	
Total	100	56	1924	327	735	.445	2	7	.286	132	176	.750	209	354	563	66	233	31	109	56	788	7.9	

Acquired As part of a three-team trade on Jan. 4, 2012, traded by the Philadelphia 76ers to Memphis; Memphis traded Xavier Henry to the New Orleans Hornets and a 2012 second round pick to Philadelphia; New Orleans traded a 2013 second round pick to Philadelphia

Departed Traded with Wayne Ellington, Josh Selby and a 2013 first round draft pick to the Cleveland Cavaliers for Jon Leuer on Jan. 22, 2013



Joe Stephens

Years 1999-00			College Arkansas--Little Rock										No 25					Pos F				
Season	G	GS	Min	FG	FGA	Pct	3fg	Att	Pct	FT	FTA	Pct	Off	Def	Total	Ast	PF	St	TO	Bl	Pts	Avg
1999-00	13	0	181	19	51	.373	0	8	.000	3	4	.750	13	23	36	11	9	7	6	3	41	3.2

Acquired Signed



ALL-TIME ROSTER



Lance Stephenson

Years 2015-16			College Cincinnati										No 1					Pos G/F									
Season	G	GS	Min	FG	FGA	Pct	3fg	Att	Pct	FT	FTA	Pct	Off	Def	Total	Ast	PF	St	TO	Bl	Pts	Avg					
2015-16	26	3	692	146	308	.474	11	31	.355	66	81	.815	21	94	115	73	56	19	46	6	369	14.2					

Acquired Traded by the Los Angeles Clippers with a future first round draft pick to Memphis for Jeff Green on Feb. 18, 2016
Departed Became a free agent on July 1, 2016



Alex Stepheson

Years 2015-16				College USC								No 35								Pos C							
Season	G	GS	Min	FG	FGA	Pct	3fg	Att	Pct	FT	FTA	Pct	Off	Def	Total	Ast	PF	St	TO	Bl	Pts	Avg					
2015-16	4	0	61	8	26	.308	0	0	-	4	10	.400	18	8	26	2	8	1	0	3	20	5.0					

Acquired Signed by Memphis to a 10-day contract pursuant to the NBA's hardship rules on March 12, 2016
Departed 10-day contract expired on March 22, 2016



Jarnell Stokes

Years 2014-15 to 2015-16										College Tennessee										No 1										Pos F/C									
Season	G	GS	Min	FG	FGA	Pct	3fg	Att	Pct	FT	FTA	Pct	Off	Def	Total	Ast	PF	St	TO	Bl	Pts	Avg																	
2014-15	19	2	126	21	37	.568	0	0	---	15	28	.536	16	18	34	4	25	5	7	5	57	3.0																	
2015-16	2	0	4	0	0	-	0	0	-	0	0	-	1	1	2	0	0	0	0	0	0	0.0																	
Total	21	2	130	21	37	.568	0	0	-	15	28	.536	17	19	36	4	25	5	7	5	57	2.7																	


Acquired Draft rights (35th overall in the 2014 NBA Draft) traded by the Utah Jazz to the Memphis Grizzlies for a 2016 second round draft pick on June 26, 2014
Departed Traded by Memphis with Beno Udrih to Miami for Mario Chalmers and James Ennis on Nov. 10, 2015.



Damon Stoudamire

Years 2005-06 to 2007-08										College Arizona										No 20					Pos G				
Season	G	GS	Min	FG	FGA	Pct	3fg	Att	Pct	FT	FTA	Pct	Off	Def	Total	Ast	PF	St	TO	Bl	Pts	Avg							
2005-06	27	27	862	114	287	.397	36	104	.346	53	62	.855	23	72	95	128	49	19	55	1	317	11.7							
2006-07	62	51	1501	171	437	.391	59	175	.337	66	83	.795	31	108	139	299	95	47	101	2	467	7.5							
2007-08	29	29	624	77	194	.397	36	94	.383	21	26	.808	14	57	71	112	46	19	50	0	211	7.3							
Total	118	107	2987	362	918	.394	131	373	.351	140	171	.819	68	237	305	539	190	85	206	3	995	8.4							


Acquired Signed by Memphis as a free agent on Aug. 5, 2005
Departed Waived on Jan. 28, 2008



Erick Strickland

Years 2000-01				College Nebraska								No 25						Pos G					
Season	G	GS	Min	FG	FGA	Pct	3fg	Att	Pct	FT	FTA	Pct	Off	Def	Total	Ast	PF	St	TO	Bl	Pts	Avg	
2000-01	22	0	409	41	136	.301	14	48	.292	44	51	.863	9	67	76	66	42	22	27	1	140	6.4	

Acquired In a trade with New York in Feb. 2001 along with two draft picks in exchange for Othella Harrington
Departed Free agent not re-signed in July 2001



Stromile Swift

Years 2000-01 to 2004-05; 2006-07 to 2007-08										College Louisiana State										No 4										Pos F/C									
Season	G	GS	Min	FG	FGA	Pct	3fg	Att	Pct	FT	FTA	Pct	Off	Def	Total	Ast	PF	St	TO	Bl	Pts	Avg																	
2000-01	80	6	1312	153	339	.451	0	4	.000	85	141	.603	109	175	284	28	160	62	64	82	391	4.9																	
2001-02	68	14	1805	293	611	.480	0	3	.000	217	305	.711	161	269	460	50	178	53	122	113	803	11.8																	
2002-03	67	26	1478	235	489	.481	0	2	.000	177	245	.722	114	270	384	45	152	55	99	104	647	9.7																	
2003-04	77	10	1528	268	571	.469	1	4	.250	190	262	.725	141	237	378	38	188	56	88	118	727	9.4																	
2004-05	60	14	1279	219	488	.449	0	4	.000	166	219	.758	92	181	273	43	182	41	90	92	604	10.1																	
2006-07	54	18	1029	161	346	.465	0	5	.000	97	134	.724	85	165	250	17	146	30	69	62	419	7.8																	
2007-08	35	4	549	93	177	.525	0	2	.000	52	81	.642	46	83	129	22	74	10	39	36	238	6.8																	
Total	441	92	8980	1422	3021	.471	1	24	.042	984	1387	.709	748	1380	2128	243	1080	307	571	607	3829	8.7																	

Acquired 1) Selected second overall by Vancouver in the 2000 NBA Draft; 2) Traded to Memphis by Houston along with the draft rights to Rudy Gay in exchange for Shane Battier on July 12, 2006
Departed 1) Free agent not re-signed in July 2005; 2) Traded to New Jersey in exchange for Jason Collins and cash considerations on Feb. 4, 2008



Hasheem Thabeet

Years 2009-10 to 2010-11										College Connecticut										No 34										Pos C									
Season	G	GS	Min	FG	FGA	Pct	3fg	Att	Pct	FT	FTA	Pct	Off	Def	Total	Ast	PF	St	TO	Bl	Pts	Avg																	
2009-10	68	13	883	77	131	.588	0	0	---	54	93	.581	85	158	243	11	162	15	43	89	208	3.1																	
2010-11	45	0	369	17	39	.436	0	0	---	19	35	.543	24	51	75	4	73	9	17	15	53	1.2																	
Total	113	13	1252	94	170	.553	0	0	---	73	128	.570	109	209	318	15	235	24	60	104	261	2.3																	




ALL-TIME ROSTER



Brandon Wright

Years 2015-16			College North Carolina										No 34					Pos F/C									
Season	G	GS	Min	FG	FGA	Pct	3fg	Att	Pct	FT	FTA	Pct	Off	Def	Total	Ast	PF	St	TO	Bl	Pts	Avg					
2015-16	12	2	212	35	52	.673	0	0	-	13	24	.542	14	29	43	6	21	5	10	15	83	6.9					

Acquired Signed by Memphis as a free agent on July 9, 2015




Lorenzen Wright

Years 2001-02 to 2005-06										College Memphis										No 42										Pos F/C									
Season	G	GS	Min	FG	FGA	Pct	3fg	Att	Pct	FT	FTA	Pct	Off	Def	Total	Ast	PF	St	TO	Bl	Pts	Avg																	
2001-02	43	33	1251	223	486	.459	0	2	.000	70	123	.569	130	275	405	44	126	30	72	23	516	12.0																	
2002-03	70	49	1982	325	716	.454	0	5	.000	147	223	.659	170	358	528	80	209	51	110	54	797	11.4																	
2003-04	65	46	1674	257	586	.439	0	5	.000	96	131	.733	144	301	445	71	192	45	77	58	610	9.4																	
2004-05	80	77	2287	320	663	.469	0	3	.000	131	198	.662	177	436	613	87	251	58	100	69	771	9.6																	
2005-06	78	58	1689	194	406	.478	0	2	.000	66	117	.564	142	253	395	48	201	52	67	46	454	5.8																	
Total	336	263	8883	1319	2877	.458	0	17	.000	510	792	.644	763	1623	2386	330	979	236	426	250	3148	9.4																	

Acquired Traded by Atlanta with Brevin Knight and the draft rights to Pau Gasol to the Memphis Grizzlies for Shareef Abdur-Rahim on July 19, 2001

Departed Free agent not re-signed in July 2006



Tony Wroten

Years 2012-13, 2015-16				College Washington										No 1				Pos G									
Season	G	GS	Min	FG	FGA	Pct	3fg	Att	Pct	FT	FTA	Pct	Off	Def	Total	Ast	PF	St	TO	Bl	Pts	Avg					
2012-13	35	0	272	33	86	.384	4	16	.250	21	29	.724	13	15	28	43	34	8	29	4	91	2.6					

Acquired 1) Drafted by Memphis in the first round (25th overall) of the 2012 NBA Draft; 2) Claimed off waivers on June 27, 2016; 3) Signed as a free agent on Aug. 8, 2016

Departed 1) Traded to the Philadelphia 76ers for a conditional 2014 second round draft pick and a trade exception on Aug. 22, 2013; 2) Waived on July 11, 2016; 3) Waived on Oct. 7, 2016



Sam Young

Years 2009-10 to 2011-12										College Pittsburgh										No 4										Pos F/G									
Season	G	GS	Min	FG	FGA	Pct	3fg	Att	Pct	FT	FTA	Pct	Off	Def	Total	Ast	PF	St	TO	B	Pts	Avg																	
2009-10	80	1	1321	224	497	.451	11	56	.196	136	175	.777	77	124	201	52	106	34	94	20	595	7.4																	
2010-11	78	46	1577	233	494	.472	17	50	.340	89	116	.767	40	147	187	71	120	68	61	23	572	7.3																	
2011-12	21	2	240	32	83	.386	0	9	.000	10	12	.833	14	27	41	9	12	11	9	2	74	3.3																	
Total	179	49	3138	489	1074	.455	28	115	.243	235	303	.776	131	298	429	132	238	113	164	45	1241	6.9																	

Acquired Selected by the Grizzlies in the second round (36th overall) of the 2009 NBA Draft

Departed Traded to the Philadelphia 76ers for the draft rights to Ricky Sanchez on March 15, 2012

GRIZZLIES ALL-TIME UNIFORM NUMBERS

No	Player	Season(s)	No	Player	Season(s)
00	Benoit Benjamin	1995-96		Jamaal Tinsley	2009-10
	Darrell Arthur	2008-09 to 2012-13		Rodney Carney	2010-11
0	Drew Gooden	2002-03		Gilbert Arenas	2011-12
	Theron Smith	2003-04		Jarell Martin	2015-16
1	JaMychal Green	2014-15 to 2015-16	11	Lee Mayberry	1996-97 to 1998-99
	Anthony Peeler	1997-98		Damon Jones	2000-01
	Cherokee Parks	1998-99 to 1999-00		Mike Conley	2007-08 to 2015-16
	Mahmoud Abdul-Rauf	2000-01	12	Bobby Hurley	1997-98
	Will Solomon	2001-02		Rodrick Rhodes	1998-99
	Wesley Person	2002-03 to 2003-04		Jake Tsakalidis	2003-04 to 2006-07
	Antonio Burks	2004-05 to 2005-06		Nick Calathes	2013-14 to 2014-15
	Kyle Lowry	2006-07 to 2008-09	13	Felipe Lopez	1998-99 to 1999-00
	DeMarre Carroll	2009-10 to 2010-11		Quinton Ross	2008-09
	Jeremy Pargo	2011-12		Xavier Henry	2010-11
	Tony Wroten	2012-13		Mike Miller	2013-14
	Seth Curry	2013-14		Tyrus Thomas	2014-15
	Jarnell Stokes	2014-15 to 2015-16	14	Eric Murdock	1995-96
	Lance Stephenson	2015-16		Carl Herrera	1998-99
2	Greg Anthony	1995-96 to 1996-97		Andre Emmett	2004-05
	Doug West	1997-98 to 2000-01		Lester Hudson	2011-12
	Jason Williams	2001-02 to 2004-05		Xavier Munford	2015-16
	Juan Carlos Navarro	2007-08	15	Rich Manning	1995-96 to 1996-97
	Trey Gilder	2009-10		Aaron Williams	1996-97
	Acie Law	2010-11		Cezary Trybanski	2002-03
	Josh Selby	2011-12 to 2012-13		Hamed Haddadi	2008-09 to 2012-13
	Russ Smith	2014-15 to 2015-16		Vince Carter	2014-15 to 2015-16
3	Shareef Abdur-Rahim	1996-97 to 2000-01	16	Pau Gasol	2001-02 to 2007-08
	Troy Bell	2003-04	17	Chris King	1995-96
	Anthony Roberson	2005-06	18	Ashraf Amaya	1995-96
	Chuck Atkins	2006-07		Josh Davis	2011-12
	Jeremy Richardson	2007-08	19	Beno Udrih	2013-14 to 2015-16
	Javaris Crittenton	2007-08 to 2008-09		P.J. Hairston	2015-16
	Steve Francis*	2008-09	20	Brent Price	1999-00 to 2000-01
	Darius Miles	2008-09		Chris Owens	2002-03
	Allen Iverson	2009-10		Damon Stoudamire	2005-06 to 2007-08
	Jason Williams	2010-11		Quincy Pondexter	2012-13 to 2013-14
	Brian Skinner	2011-12		Ryan Hollins	2015-16
	Wayne Ellington	2012-13	21	Gerald Wilkins	1995-96
	James Johnson	2013-14		Lawrence Moten	1996-97
	Jordan Adams	2014-15 to 2015-16		Kevin Edwards	2000-01
4	Byron Scott	1995-96		Isaac Fontaine	2001-02
	Stromile Swift	2000-01 to 2004-05; 2006-07 to 2007-08		Robert Archibald	2002-03
	Sam Young	2009-10 to 2011-12		Hakim Warrick	2005-06 to 2008-09
	Chris Johnson	2012-13		Greivis Vasquez	2010-11
	Jordan Farmar	2015-16		Tayshaun Prince	2012-13 to 2014-15
5	Darrick Martin	1995-96	22	Brevin Knight	2001-02 to 2002-03
	Chris Robinson	1997-98		Rudy Gay	2006-07 to 2012-13
	Mitt Palacio	1999-00		Jamaal Franklin	2013-14
	Elliot Perry	2001-02		Matt Barnes	2015-16
	Will Conroy	2006-07	23	Pete Chilcutt	1997-98
	Marcus Williams	2009-10		Jason Sasser	1998-99
	Ish Smith	2010-11		Casey Jacobsen	2007-08
	Marreese Speights	2011-12 to 2012-13	24	Terry Dehere	1998-99
	Austin Daye	2012-13		Othella Harrington	1999-00 to 2000-01
	Courtney Lee	2013-14 to 2015-16		Bobby Jackson	2005-06
6	Larry Robinson	1996-97 to 1997-98	25	Joe Stephens	1999-00
	De Juan Wheat	1998-99		Erick Strickland	2000-01
	Antonis Fotsis	2001-02		Nick Anderson	2001-02
	Bonzi Wells	2003-04 to 2004-05		Earl Watson	2002-03 to 2004-05
	Eddie Jones	2005-06 to 2006-07		John Thomas	2005-06
	Bobby Jones	2007-08		Elliot Williams	2015-16
	Mario Chalmers	2015-16	26	Lester Hudson	2009-10
7	Lawrence Moten	1995-96	27	Kalin Lucas	2014-15
	Anthony Peeler	1996-97	30	Blue Edwards	1995-96 to 1997-98
	Sam Mack	1997-98 to 1998-99		Dahntay Jones	2003-04 to 2006-07
	Eddie Gill	2001-02		Adonal Foyle	2008-09
	Tarence Kinsey	2006-07 to 2007-08		Jon Leuer	2012-13 to 2014-15
	Greg Buckner	2008-09	31	Darko Milicic	2007-08 to 2008-09
	Leon Powe	2010-11		Shane Battier	2001-02 to 2005-06, 2010-11
	Jerryd Bayless	2012-13 to 2013-14	32	Doug Edwards	1995-96 to 1997-98
	Darius Morris	2013-14		Pete Chilcutt	1998-99
	Chris Andersen	2015-16		Rodney Buford	2001-02
8	Michael Dickerson	1999-00 to 2002-03		Chuck Atkins	2005-06
	James Ennis	2015-16		Alexander Johnson	2006-07
	Quincy Pondexter	2014-15		O.J. Mayo	2008-09 to 2011-12
	Bryce Cotton	2015-16		Ed Davis	2012-13 to 2013-14
9	George Lynch	1997-98		Jeff Green	2014-15 to 2015-16
	Dennis Scott	1999-00	33	Pete Chilcutt	1996-97
	Isaac Austin	2000-01 to 2001-02		Antonio Daniels	1997-98
	Ronnie Brewer	2009-10		Mike Miller	2002-03 to 2007-08
	Tony Allen	2010-11 to 2014-15		Marco Gasol	2008-09 to 2015-16
10	Moochie Norris	1996-97	34	Anthony Avent	1995-96
	Otis Thorpe	1997-98		George Lynch	1996-97
	Mike Bibby	1998-99 to 2000-01		Michael Smith	1997-98 to 1998-99
	Gordan Giricek	2002-03		Scott Padgett	2006-07
	Junior Harrington	2006-07		Jason Collins	2007-08



ALL-TIME ROSTER

GRIZZLIES ALL-TIME UNIFORM NUMBERS (CONT.)

No	Player	Season(s)	No	Player	Season(s)
	Hasheem Thabeet	2009-10 to 2010-11	45	Bo Outlaw	2003-04
	Brandon Wright	2015-16		Steven Hunter	2009-10
35	Brian Cardinal	2004-05 to 2007-08		Dexter Pittman	2012-13
	Alex Stepheson	2015-16	50	Bryant Reeves	1995-96 to 2001-02
40	Antonio Harvey	1995-96		Zach Randolph	2009-10 to 2015-16
	Cuonzo Martin	1995-96	52	Eric Mobley	1995-96 to 1996-97
	Ivano Newbill	1997-98		J.R. Henderson	1998-99
	Makhtar N'Diaye	1998-99	54	Obinna Ekezie	1999-00
	Ryan Humphrey	2002-03 to 2004-05		Kwame Brown	2007-08
41	James Posey	2003-04 to 2004-05	55	Eric Leckner	1996-97
	Kosta Koufos	2013-14 to 2014-15		Antoine Carr	1999-00
42	Lorenzen Wright	2001-02 to 2005-06		Marko Jaric	2008-09 to 2009-10
43	Grant Long	1999-00 to 2001-02		Keyon Dooling	2012-13
44	Kenny Gattison	1995-96			
	Roy Rogers	1996-97			
	Tony Massenburg	1997-98 to 1998-99; 2000-01 to 2001-02			
	Lawrence Roberts	2005-06 to 2006-07			
	Andre Brown	2007-08			
	Dante Cunningham	2011-12			

PLAYER COLLEGES

College	Player	College	Player	College	Player
Alabama	JaMychal Green	Memphis	Antonio Burks	Weber State	Eddie Gill
	Roy Rogers		Rodney Carney	West Florida	Moochie Norris
Arizona	Gilbert Arenas		Elliot Perry	Western Kentucky	Courtney Lee
	Jerry Bayless		Elliot Williams		Chris Robinson
	Mike Bibby		Lorenzen Wright	Wichita State	Antoine Carr
	Michael Dickerson	Michigan	Darius Morris	Wingate	Junior Harrington
	Damon Stoudamire	Michigan State	Kalin Lucas	Wisconsin	Jon Leuer
	Isaac Austin		Zach Randolph	Wyoming	Josh Davis
Arizona State	Mike Batiste	Minnesota	Bobby Jackson		Eric Leckner
	Byron Scott		John Thomas		James Posey
	Ronnie Brewer	Mississippi State	Lawrence Roberts	Xavier	Aaron Williams
	Lee Mayberry	Missouri	DeMarre Carroll		
Arkansas	Joe Stephens		Keyon Dooling		
	Wesley Person		Anthony Peeler		
Arkansas-Little Rock	Theron Smith				
Auburn	Bonzi Wells	Nebraska	Erick Strickland		
Bail State	Brian Skinner	North Carolina	Vince Carter		
Baylor	Chris Andersen		Pete Chilcutt		
Blinn Junior College (TX)	Troy Bell		Ed Davis		
Boston College	Antonio Daniels		Makhtar N'Diaye		
Bowling Green	Shareef Abdur-Rahim		P.J. Hairston		
California	Leon Powe		George Lynch		
California State, Long Beach	James Ennis		Brandon Wright		
Centenary	Larry Robinson	Northwestern State	Trey Gilder		
Chattanooga	Gerald Wilkins	Notre Dame	Ryan Humphrey		
Cincinnati	Lance Stephenson	Ohio State	Mike Conley		
Clemson	Greg Buckner		Kosta Koufos		
	Will Solomon	Oklahoma	Brent Price		
Colgate	Adonal Foyle	Oklahoma State	Tony Allen		
Colorado State	Milt Palacio		Bryant Reeves		
Connecticut	Rudy Gay	Old Dominion	Kenny Gattison		
	Hasheem Thabeet	Pittier	Antonio Harvey		
	Marcus Williams	Pittsburgh	Eric Mobley		
	Benoit Benjamin		Sam Young		
	Rodney Buford		Bryce Cotton		
Creighton	Chris Johnson	Providence	Eric Murdock		
	Jeremy Richardson		Michael Smith		
Dayton	Andre Brown		Otis Thorpe		
Delta State	Kevin Edwards		Brian Cardinal		
DePaul	Steven Hunter	Purdue	Cuonzo Martin		
	Ray McCallum		Xavier Munford		
	Shane Battier	Rhode Island	Jamaal Franklin		
	Seth Curry	San Diego State	Anthony Avert		
	Bobby Hurley	Seton Hall	Terry Dehere		
	Dahntay Jones		Tarence Kinsey		
	Cherokee Parks	South Carolina	Chuckky Atkins		
	Blue Edwards	South Florida	Ashraf Amaya		
East Carolina	Grant Long	Southern Illinois	Quinton Ross		
Eastern Michigan	Nick Calathes	Southern Methodist	Felipe Lopez		
Florida	Mike Miller	St. John's	Jason Collins		
	Anthony Roberson	Stanford	Casey Jacobsen		
	Marreese Speights		Brevin Knight		
	Jason Williams		Lawrence Moten		
Florida State	Doug Edwards	Syracuse	Hakim Warrick		
	Alexander Johnson		Eddie Jones		
Georgetown	Jeff Green	Temple	Jarnell Stokes		
	Othella Harrington	Tennessee	Lester Hudson		
	Allen Iverson	Tennessee-Martin	Chris Owens		
	Javaris Crittenton	Texas	Dexter Pittman		
Georgia Tech	Ivano Newbill		Acie Law		
	Dennis Scott	Texas A&M	Andre Emmett		
	Austin Daye	Texas Tech	Jason Sasser		
Gonzaga	Jeremy Pargo		Jordan Adams		
	Carl Herrera	UCLA	Matt Barnes		
Houston	Damon Jones		Jordan Farmar		
	Sam Mack		J.R. Henderson		
	Bo Outlaw		Ryan Hollins		
	Nick Anderson		Darrick Martin		
	Robert Archibald		Earl Watson		
Illinois	Jamaal Tinsley		Greg Anthony		
	Darrell Arthur	UNLV	O.J. Mayo		
Iowa State	Mario Chalmers	USC	Rodrick Rhodes		
Kansas	Drew Gooden		Alex Stepheson		
	Xavier Henry		Dante Cunningham		
	Josh Selby	Villanova	Kyle Lowry		
	Scott Padgett		Doug West		
	Tayshaun Prince		Briante Weber		
Kentucky	Russ Smith	Virginia Commonwealth	James Johnson		
	DeJuan Wheat	Wake Forest	Chris King		
Louisville	Jarell Martin		Ish Smith		
	Mahmoud Abdul-Rauf		Will Conroy		
	Stromile Swift	Washington	Bobby Jones		
	Tyrus Thomas		Rich Manning		
	Obinna Ekezie		Quincy Pondexter		
	Tony Massenburg		Tony Wroten		
Maryland	Greivis Vasquez		Isaac Fontaine		
		Washington State			

INTRO

PLAYERS

EXECUTIVES

BASKETBALL
OPERATIONS

BUSINESS
OPERATIONS

MEDIA

COMMUNITY

HISTORY

PLAYOFFS

REVIEW

OPONENTS

NBA

FEDERATION

AT A GLANCE



ALL-TIME TRANSACTIONS



ALL-TIME TRANSACTIONS

GRIZZLIES ALL-TIME TRANSACTIONS

1994

April 27	NBA Board of Governors awards a conditional franchise to Vancouver to begin play in the 1995-96 season.
July 22	Appointed Stu Jackson as Vice-President of Basketball Operations and General Manager.
October 3	Appointed Larry Riley as Director of Scouting.

1995

May 16	NBA closed the expansion agreement, officially making the Grizzlies the 29th NBA team.
June 1	Signed free agent Kevin Pritchard.
June 19	Named Brian Winters head coach.
June 24	Selected Greg Anthony, Rodney Dent, Antonio Harvey, Reggie Slater, Trevor Ruffin, Derrick Phelps, Larry Stewart, Kenny Gattison, Byron Scott, Gerald Wilkins, Benoit Benjamin, Doug Edwards, Blue Edwards in the 1995 NBA Expansion Draft.
	Acquired a future second round pick from Orlando in exchange for selecting Rodney Dent in the 1995 NBA Expansion Draft.
June 28	Selected Bryant Reeves in the first round (sixth overall) of the 1995 NBA Draft.
	Selected Lawrence Moten in the second round (36th overall) of the 1995 NBA Draft.
July 6	Hired Jimmy Powell as an assistant coach.
August 25	Hired Lionel Hollins as an assistant coach.
September 8	Hired Rex Hughes as an assistant coach.
September 25	Signed 1995 first round draft pick Bryant Reeves to a three-year contract.
October 3	Signed 1995 second round draft pick Lawrence Moten to a two-year contract.
October 5	Signed free agents Ashraf Amaya, Rich Manning, Henry James, Nate Higgs and Litterial Green.
October 17	Waived Nate Higgs.
October 18	Signed free agent Chris King.
October 24	Waived Henry James.
October 31	Waived Litterial Green.
November 1	Acquired Anthony Avent from Orlando in exchange for Kevin Pritchard and Larry Stewart.
November 5	Signed free agent Darrick Martin.
November 27	Acquired Eric Mobley and Eric Murdock from Milwaukee in exchange for Benoit Benjamin.
	Waived Rich Manning.
December 28	Waived Antonio Harvey.

1996

January 11	Acquired a future second round draft pick from Minnesota in exchange for Darrick Martin.
	Signed free agent Rich Manning.
February 22	Acquired Jeff Turner from Orlando in exchange for Kenny Gattison and a 1996 second round draft pick.
March 9	Waived Jeff Turner.
April 3	Signed Cuonzo Martin to a 10-day contract.
April 12	Signed Cuonzo Martin for the remainder of the season.
June 19	Acquired Pete Chilcutt, Tim Breaux, a 1996 first round draft pick, a 1996 second round draft pick and a conditional 1997 second round draft pick from Houston in exchange for two second round draft picks in the 1996 NBA Draft and a 1997 second round draft pick.
June 26	Selected Shareef Abdur-Rahim in the first round (third overall) of the 1996 NBA Draft.
	Selected Roy Rogers in the first round (22nd overall) of the 1996 NBA Draft.
	Selected Chris Robinson in the second round (51st overall) of the 1996 NBA Draft.
July 16	Acquired Anthony Peeler, George Lynch, a 1998 second round draft pick and a 1999 second round draft pick from the Los Angeles Lakers in exchange for second round draft picks in 1998 and 1999.
	Renounced the rights to free agents Ashraf Amaya, Anthony Avent, Chris King, Gerald Wilkins, Cuonzo Martin, Eric Murdock, Derrick Phelps and Rodney Dent.
July 22	Signed free agent Lee Mayberry.
	Waived Byron Scott.
August 6	Signed 1996 first round draft pick Shareef Abdur-Rahim to a three-year contract.
August 14	Signed 1996 first round draft pick Roy Rogers to a three-year contract.
October 2	Signed free agents Chuckie Atkins and Jack Lothian.
October 3	Signed 1996 second round draft pick Chris Robinson to a one-year contract.
October 21	Waived Chuckie Atkins and Jack Lothian.
October 31	Waived Tim Breaux.
December 12	Signed free agent Moochie Norris.

HISTORY

ALL-TIME TRANSACTIONS



1997

January 6	Waived Rich Manning.
January 24	President & General Manager Stu Jackson assumed head coaching duties replacing Brian Winters.
January 29	Signed free agent Aaron Williams to a 10-day contract.
February 11	Signed Aaron Williams to a second 10-day contract.
	Signed Eric Leckner to a 10-day contract.
February 20	Signed Aaron Williams for the remainder of the season and signed Eric Leckner to a second 10-day contract.
March 2	Signed Eric Leckner for the remainder of the season.
April 23	Relieved Rex Hughes and Jimmy Powell of their duties as assistant coaches.
June 25	Selected Antonio Daniels in the first round (4th overall) of the 1997 NBA Draft.
	Selected C.J. Bruton in the second round (52nd overall) of the 1997 NBA Draft.
	Traded the draft rights of C.J. Bruton to the Portland Trail Blazers for cash considerations.
June 26	Named Brian Hill as head coach.
July 7	Signed Bryant Reeves to a six-year contract extension.
July 15	Signed Chris Robinson to a two-year contract.
August 7	Acquired Otis Thorpe from Detroit in exchange for a protected future first round draft pick.
	Renounced the rights to free agent Greg Anthony.
August 20	Signed 1997 first round draft choice Antonio Daniels to a three-year contract.
September 9	Signed free agent Marcus Brown.
September 10	Named Jack Nolan and Jim Boylan as assistant coaches.
September 15	Signed free agent Ivano Newbill.
October 1	Signed free agents Mark Hendrickson, Alan Ogg, Litterial Green and David Booth.
October 8	Waived Eric Mobley and Mark Hendrickson.
October 28	Acquired Tony Massenburg and a second round draft pick from Boston for Roy Rogers.
October 28	Acquired Sam Mack from Houston in exchange for a second round draft pick.
October 28	Waived Alan Ogg, Litterial Green and David Booth.

1998

January 12	Waived Doug Edwards and Marcus Brown.
February 18	Acquired Michael Smith and Bobby Hurley from Sacramento in exchange for Otis Thorpe and Chris Robinson.
February 18	Acquired Doug West from Minnesota in exchange for Anthony Peeler.
March 27	Signed Larry Robinson to a 10-day contract.
April 6	Signed Larry Robinson to a second 10-day contract.
April 16	Signed Larry Robinson for the remainder of the season.
June 24	Selected Mike Bibby in the first round (2nd overall) of the 1998 NBA Draft.
	Selected J.R. Henderson in the second round (56th overall) of the 1998 NBA Draft.
	Acquired Carl Herrera and the draft rights to Felipe Lopez (24th overall) from San Antonio in exchange for Antonio Daniels.

1999

January 21	Signed free agents Corey Beck, Greg Dreiling, Sean Higgins, Dan Muller, Makhtar Ndiaye, Jason Sasser.
January 22	Signed 1998 first round draft picks Mike Bibby and Felipe Lopez and second round draft pick J.R. Henderson to multi-year contracts.
	Signed Cherokee Parks to a three-year contract.
January 25	Placed Bobby Hurley on waivers.
January 27	Signed Shareef Abdur-Rahim to a six-year contract extension.
January 28	Placed Corey Beck on waivers.
January 29	Signed Reggie Geary and DeJuan Wheat.
February 1	Placed Greg Dreiling, Reggie Geary and Sean Higgins on waivers.
February 18	Placed Dan Muller and Jason Sasser on waivers.
February 28	Placed Carl Herrera on waivers.
March 11	Acquired Rodrick Rhodes from Houston in exchange for Sam Mack.
March 23	Signed Terry Dehere to a 10-day contract.
April 2	Signed Terry Dehere to a second 10-day contract.
April 12	Signed Terry Dehere for the rest of the season.
June 30	Selected Steve Francis in the first round (2nd overall) of the 1999 NBA Draft.
	Selected Obinna Ekezie in the second round (37th overall) of the 1999 NBA Draft.
	Selected Antwain Smith in the second round (51st overall) of the 1999 NBA Draft.
August 27	Acquired Antoine Carr, Michael Dickerson, Othella Harrington, Brent Price, a future first round pick from Houston and a future second round pick from Orlando in a three-way trade in exchange for Tony Massenburg, Lee Mayberry, Makhtar Ndiaye, Rodrick Rhodes, Michael Smith and the draft rights to Steve Francis (2nd overall).

INTRO

PLAYERS

EXECUTIVES

BASKETBALL
OPERATIONS

BUSINESS
OPERATIONS

MEDIA

COMMUNITY

HISTORY

PLAYOFFS

REVIEW

OPONENTS

NBA

FEDERATION

AT A GLANCE



ALL-TIME TRANSACTIONS

1999 continued

August 27	Signed free agent Dennis Scott.
September 14	Signed 1999 second round draft pick Obinna Ekezie.
September 16	Signed free agent Grant Long.
September 29	Signed free agent Milt Palacio.
October 4	Signed 1999 second round draft pick Antwain Smith. Waived J.R. Henderson. Signed free agents Stephen Jackson, Rich King and Joe Stephens.
October 26	Signed free agent Robert Werdann.
October 28	Waived Stephen Jackson, Rich King and Antwain Smith.
November 1	Waived Robert Werdann.
November 30	Waived Joe Stephens.
December 16	Dismissed Head Coach Brian Hill and named assistant coach Lionel Hollins as interim head coach.

2000

January 24	Agreement reached for sale of the Vancouver Grizzlies by Orca Bay Sports & Entertainment with Michael E. Heisley, Sr.
April 11	NBA approves the sale of the Vancouver Grizzlies by Orca Bay Sports & Entertainment to Michael E. Heisley Sr.
May 8	Dismissed Interim Head Coach Lionel Hollins and Director of Player Personnel Larry Riley.
May 9	Announced the resignation of President and General Manager Stu Jackson.
May 10	Appointed Dick Versace as President of Basketball Operations, Billy Knight as General Manager, Chuck Daly as Special Consultant to the President and Tony Barone as Director of Player Personnel.
June 1	Appointed Sidney Lowe as head coach.
June 23	Appointed Scott Roth as assistant Coach.
June 29	Selected Stromile Swift in the first round (2nd overall) of the 2000 NBA Draft.
July 17	Appointed Michael Adams as an assistant coach.
July 18	Signed 2000 first round draft pick Stromile Swift to a multi-year contract.
August 8	Signed free agents Tony Massenburg and Damon Jones.
August 20	Signed free agent Mahmoud Abdul-Rauf.
August 22	Acquired Isaac Austin from Washington in exchange for Felipe Lopez, Cherokee Parks, Obinna Ekezie and Dennis Scott.
August 23	Appointed Bob Staak as an assistant coach.
October 1	Signed William Cunningham, Kevin Edwards, Paul Grant, Arijan Komazec and Jeff Nordgaard.
October 26	Waived Paul Grant, Jeff Nordgaard and Arijan Komazec.
December 31	Released William Cunningham.

2001

January 30	Acquired Erick Strickland, a first round pick in the 2001 NBA Draft (via Los Angeles Lakers) and a second round pick in the 2001 NBA Draft from New York in exchange for Othella Harrington.
March 26	Grizzlies file an application with the NBA to move the franchise from Vancouver, British Columbia to Memphis, Tennessee.
June 30	Acquired the draft rights to Pau Gasol (3rd overall), Lorenzen Wright and Brevin Knight from Atlanta in exchange for Shareef Abdur-Rahim and the draft rights to Jamaal Tinsley (27th overall). Selected Shane Battier in the first round (6th overall) in the 2001 NBA Draft. Selected Will Solomon in the second round (33rd overall) of the 2001 NBA Draft. Selected Antonis Fotsis in the second round (48th overall) of the 2001 NBA Draft. Acquired Jason Williams and Nick Anderson from Sacramento for Mike Bibby and Brent Price.
July 1	Damon Jones elected to seek free agency by not picking up his option to remain with the Grizzlies. Erick Strickland elected to seek free agency by exercising his early termination option.
July 2	Signed 2001 second round draft choice Will Solomon.
July 3	The NBA Board of Governors officially approved the move of the Grizzlies from Vancouver, BC to Memphis, Tennessee. Signed 2001 first round draft pick Shane Battier to a three-year contract.
July 19	Announced the trade of Shareef Abdur-Rahim to Atlanta in exchange for the draft rights to Pau Gasol (3rd overall pick in the 2001 NBA Draft), Lorenzen Wright and Brevin Knight.
August 31	Signed 2001 second round draft pick Antonis Fotsis.
September 6	Signed 2001 first round draft pick Pau Gasol to a three-year contract.
September 13	Signed James Collins.
October 1	Signed free agents Lazarus Sims, Adebayo Akinkunle and Bryant Ntoree.
October 14	Released free agents Lazarus Sims and Adebayo Akinkunle.
October 17	Signed Jason Williams to a multi-year contract extension.
October 25	Released free agents James Collins and Bryant Ntoree.
October 30	Signed Michael Dickerson to a multi-year contract extension.

2002

January 29	Announced retirement of Bryant Reeves.
February 13	Signed Elliot Perry to a 10-day contract.
February 22	Released Elliot Perry.
February 23	Signed Eddie Gill to a 10-day contract.
February 28	Waived Isaac Austin.
March 3	Signed Isaac Fontaine to a 10-day contract.
March 4	Signed Eddie Gill for the remainder of the 2001-02 season.
March 13	Waived Isaac Fontaine.
April 18	Announced that Billy Knight would no longer continue to serve as general manager.
April 30	Announced the hirings of Jerry West as president of basketball operations and Gary Colson as assistant to the president. Announced that Dick Versace would take over as general manager.
May 15	Announced the resignations of Assistant Coaches Michael Adams and Bob Staak.
June 14	Announced hiring of John Welch as assistant/workout coach.
June 26	Selected Drew Gooden in the first round (4th overall) in the 2002 NBA Draft. Selected Robert Archibald in the second round (32nd overall) in the 2002 NBA Draft. Selected Matt Barnes in the second round (46th overall) in the 2002 NBA Draft. Acquired Wesley Person from Cleveland in exchange for Nick Anderson and the draft rights to Matt Barnes. Acquired the draft rights to Chris Owens (48th overall) from Milwaukee in exchange for a 2003 second round pick. Acquired the rights to Gordan Giricek (40th overall in 1999 NBA Draft) from San Antonio in exchange for a 2004 second round pick and cash considerations. Exercised the option on the contract of Eddie Gill, declined options on Will Solomon and Antonis Fotsis. Hired Lionel Hollins as assistant coach.
June 28	
June 30	Signed 2002 first round pick Drew Gooden to a multi-year contract.
July 2	
July 17	Signed 1999 second round pick Gordan Giricek to a contract.
July 19	Signed restricted free agent Earl Watson to a contract offer sheet, giving the Seattle SuperSonics 15 days to match the offer.
July 22	Signed free agent center Cezary Trybanski to a contract.
August 6	Officially signed free agent Earl Watson after Seattle declined to match the offer sheet.
September 27	Signed free agents Cory Bradford, Robb Dryden, Tang Hamilton, Mark Vershaw.
October 7	Waived Robb Dryden and Mark Vershaw.
October 17	Waived Cory Bradford and Tang Hamilton.
October 24	Waived Eddie Gill.
October 30	Waived Tony Massenburg.
October 30	Acquired Mike Batiste off of waivers.
November 12	Announced Hubie Brown as the sixth head coach in team history following the resignation of Sidney Lowe.
November 13	Appointed Tony Barone, Dr. Hal Wissel and Brendan Brown as assistant coaches. Appointed former assistants Scott Roth and Mitchell Anderson as members of the scouting staff.

2003

February 19	Acquired Mike Miller, Ryan Humphrey, a first round pick in the 2003 NBA Draft and a second round pick in the 2004 NBA Draft from Orlando in exchange for Drew Gooden and Gordan Giricek.
June 26	Selected Marcus Banks in the first round (13th overall) of the 2003 NBA Draft. Selected Kendrick Perkins in the first round (27th overall) of the 2003 NBA Draft. Acquired the draft rights to Troy Bell (16th overall) and Dahntay Jones (20th overall) from Boston in exchange for the draft rights to Marcus Banks (13th overall) and Kendrick Perkins (27th overall).
June 27	Exercised the options on the contracts of Robert Archibald and Chris Owens. Made a qualifying offer to Mike Batiste.
July 5	Signed 2003 first round draft picks Troy Bell and Dahntay Jones to multi-year contracts.
July 16	Signed free agent Theron Smith to a contract.
July 24	Signed free agent James Posey to a contract.
August 9	Officially signed restricted free agent James Posey after Houston declined to match the offer sheet.
September 24	Waived forward Chris Owens.
September 26	Signed Richard Jeter, Shelton Jones and Robert O'Kelley.
September 30	Acquired Jake Tsakalidis and Bo Outlaw from Phoenix in exchange for Brevin Knight, Cezary Trybanski and Robert Archibald.
October 4	Signed Mike Miller to a six-year contract extension.
October 5	Picked up the fourth-year option for the 2004-05 season on the contracts of Shane Battier and Pau Gasol.
October 7	Waived Robert O'Kelley, Shelton Jones and Richard Jeter.
October 25	Michael Dickerson announced his retirement due to chronic pain caused by a groin strain and sports hernia surgery.
October 27	Waived Michael Dickerson.
December 3	Acquired Bonzi Wells from Portland in exchange for Wesley Person, a conditional 2004 first round draft pick and cash considerations.



ALL-TIME TRANSACTIONS



ALL-TIME TRANSACTIONS

2004

June 10	Assistant Coach Lionel Hollins signed a one-year contract extension.
June 22	Theron Smith was selected by the Charlotte Bobcats in the Expansion Draft.
June 24	Acquired the draft rights to Andre Emmett (35th overall) from Seattle in exchange for a 2005 second round pick and cash considerations. Acquired the draft rights to Antonio Burks (36th overall) from Orlando in exchange for cash considerations. Selected Sergei Lishouk in the second round (49th overall) of the 2004 NBA Draft. Signed 2004 second round picks Andre Emmett and Antonio Burks to contracts.
July 7	Signed free agent Brian Cardinal to a multi-year contract.
July 14	Signed Shane Battier to a multi-year contract extension.
July 15	Matched the offer sheet Cleveland offered Jake Tsakalidis.
September 9	Signed restricted free agent Stromile Swift to a one-year contract.
September 30	Signed Pau Gasol to a multi-year contract extension.
October 1	Waived Bo Outlaw and Troy Bell.
November 1	Head Coach Hubie Brown resigned, Lionel Hollins named interim head coach.
November 25	Named Mike Fratello as head coach.
December 2	Named Eric Musselman and Mitchell Anderson as assistant coaches.

2005

April 3	Announced resignation of General Manager Dick Versace.
June 28	Selected Hakim Warrick in the first round (19th overall) of the 2005 Draft. Acquired the draft rights to Lawrence Roberts (55th overall) from Seattle in exchange for two future second round draft picks and cash considerations.
July 1	Named Scott Adubato as assistant coach/workout coach. Named Jason Hamm as video coordinator.
July 9	Signed 2005 first round draft pick Hakim Warrick to a multi-year contract.
July 10	Signed 2005 second round draft pick Lawrence Roberts to a multi-year contract.
August 2	Acquired Bobby Jackson and Greg Ostertag from Sacramento in exchange for Bonzi Wells. Acquired Eddie Jones and Raul Lopez in a five-team trade involving Miami, Utah, Boston and New Orleans in exchange for Andre Emmett, Greg Ostertag, James Posey and Jason Williams.
August 5	Signed free agent Damon Stoudamire to a multi-year contract.
August 17	Requested waivers on Raul Lopez.
August 18	Signed Anthony Roberson to a contract.
September 27	Signed free agent Kimani Friend.
September 28	Signed free agent Kennedy Winston.
October 3	Signed free agent John Thomas.
October 8	Announced that Elliot Perry joined the franchise's ownership group, while Charles Ewing had sold his share of ownership.
October 24	Requested waivers on Kimani Friend and Kennedy Winston.
October 31	Signed President of Basketball Operations Jerry West to a two-year contract extension.
November 22	Waived John Thomas.

2006

January 23	Signed free agent Chuckie Atkins.
February 2	Assigned Anthony Roberson and Lawrence Roberts to the NBA Development League Arkansas RimRockers.
February 20	Recalled Anthony Roberson and Lawrence Roberts from the NBA Development League Arkansas RimRockers.
February 28	Re-assigned Anthony Roberson and Lawrence Roberts to the NBA Development League Arkansas RimRockers.
March 6	Recalled Anthony Roberson and Lawrence Roberts from the NBA Development League Arkansas RimRockers.
June 28	Selected Kyle Lowry in the first round (24th overall) of the 2006 NBA Draft. Acquired the draft rights to Alexander Johnson (45th overall) from Portland (via Indiana) in exchange for a second round pick in the 2008 NBA Draft.
July 6	Hired Paul Cormier as an assistant coach.
July 7	Signed 2006 first round draft pick Kyle Lowry to a multi-year contract.
July 12	Acquired the draft rights to Rudy Gay (8th overall) and Stromile Swift from Houston in exchange for Shane Battier. Signed 2006 first round draft pick Rudy Gay to a multi-year contract.
July 13	Signed free agent Tarence Kinsey to a contract.
July 17	Signed 2006 second round draft pick Alexander Johnson to a multi-year contract.
July 25	Waived Anthony Roberson.
July 31	Re-signed Chuckie Atkins to a one-year contract.
August 1	Signed Junior Harrington to a contract.
August 22	Hired Drew Graham as head athletic trainer.

2006 continued

October 1	Signed free agents Kimani Friend and Laron Profit.
October 13	Requested waivers on Kimani Friend and Laron Profit.
October 26	Waived Junior Harrington.
October 28	Exercised third-year option on Hakim Warrick.
December 28	Relieved Head Coach Mike Fratello of his duties; named Tony Barone, Sr. interim head coach.

2007

January 30	Signed Will Conroy to a 10-day contract. Waived Eddie Jones.
February 9	Signed Junior Harrington to a 10-day contract.
February 13	Acquired Scott Padgett from Houston in exchange for Jake Tsakalidis.
February 20	Signed Junior Harrington to a second 10-day contract.
March 1	Assigned Alexander Johnson to the Arkansas RimRockers of the NBA Development League. Signed Junior Harrington for the remainder of the season. Recalled Alexander Johnson from the Arkansas RimRockers of the NBA Development League.
March 15	Waived Scott Padgett.
April 4	Hired Marc Iavaroni as head coach.
May 31	Hired Chris Wallace as general manager and vice president of basketball operations.
June 18	Hired Johnny Davis, Gordon Chiesa and David Joerger as assistant coaches.
June 22	Selected Mike Conley in the first round (4th overall) in the 2007 NBA Draft.
June 28	Hired Andy Greer as an assistant coach.
July 2	Hired Ron DuBois as an assistant coach.
July 12	Signed free agent Darko Milicic to a multi-year contract.
July 13	Waived Alexander Johnson.
July 20	Signed free agent Andre Brown.
July 24	Signed free agent Casey Jacobsen.
August 17	Acquired the rights to Juan Carlos Navarro from Washington in exchange for a protected future first round draft pick.
September 29	Signed Dontell Jefferson and Kasib Powell.
October 5	Waived Kasib Powell.
October 25	Waived Dontell Jefferson. Picked up the 2008-09 options for Rudy Gay, Kyle Lowry and Hakim Warrick.
December 18	Waived Tarence Kinsey.
December 20	Signed Jeremy Richardson.

2008

January 7	Waived Jeremy Richardson.
January 10	Signed Bobby Jones to a 10-day contract.
January 20	Signed Bobby Jones to a second 10-day contract.
January 28	Waived Damon Stoudamire.
February 1	Acquired Kwame Brown, Javaris Crittenton, Aaron McKie, the draft rights to Marc Gasol, a protected (Top 3) first-round pick in 2008, a protected (Top 6) first-round pick in 2010 and cash considerations from the Los Angeles Lakers in exchange for Pau Gasol and a 2010 second round pick.
February 4	Acquired Jason Collins and cash considerations from New Jersey in exchange for Stromile Swift.
February 21	Acquired Marcus Vinicius from New Orleans and the draft rights to Malick Badiane and cash considerations from Houston in exchange for the draft rights to Sergei Lishouk (to Houston).
February 23	Waived Marcus Vinicius.
May 9	Waived Aaron McKie.
May 15	Promoted Greg Campbell to president of business operations.
June 17	Hired Kevin O'Neill as assistant coach.
June 26	Acquired the draft rights to O.J. Mayo (3rd overall), Marko Jaric, Antoine Walker and Greg Buckner from the Minnesota Timberwolves in exchange for the draft rights to Kevin Love (5th overall), Mike Miller, Brian Cardinal and Jason Collins. Acquired the draft rights to Darrell Arthur (27th overall) from the Houston Rockets in exchange for the draft rights to Donté Greene (28th overall) and a 2009 second-round pick.
June 30	Extended qualifying offer to Juan Carlos Navarro.
July 8	Signed 2008 first round draft picks O.J. Mayo and Darrell Arthur to multi-year contracts.
July 9	Signed 2007 second round draft pick Marc Gasol to a multi-year contract.
August 8	Renounced free agents Casey Jacobsen and Andre Brown. Signed restricted free agent Josh Smith to an offer sheet; offer matched by the Atlanta Hawks.
August 28	Signed free agent Hamed Haddadi to a multi-year contract.



ALL-TIME TRANSACTIONS



ALL-TIME TRANSACTIONS

2008 continued

September 28	Signed free agent Quinton Ross.
September 29	Signed free agent Brent Petway.
September 30	Signed Malick Badiane.
October 11	Waived Malick Badiane.
October 20	Waived Brent Petway.
October 31	Exercised fourth-year options on Rudy Gay and Kyle Lowry and third-year options on Mike Conley and Javaris Crittenton.
November 25	Assigned Hamed Haddadi to the NBA Development League's Dakota Wizards.
December 10	Reacquired a future first round pick from Washington (originally sent to the Wizards on Aug. 17, 2007 for Juan Carlos Navarro) in a three-team trade also involving the New Orleans Hornets; As part of the deal, Memphis traded Javaris Crittenton to Washington and sent future considerations involving a second round pick to New Orleans, while the Wizards traded Antonio Daniels to the Hornets for Mike James.
December 13	Signed free agent Darius Miles.
December 18	Waived Antoine Walker.
December 24	Recalled Hamed Haddadi from the Dakota Wizards.
	Reacquired a 2009 second round pick from Houston (originally sent to the Rockets on June 26, 2008 for the draft rights to Darrell Arthur) along with Steve Francis and cash considerations in exchange for a conditional 2011 second round pick.

2009

January 7	Waived Darius Miles.
	Acquired Shaun Livingston and cash considerations from the Miami Heat in exchange for a 2012 conditional second round draft pick; Waived Shaun Livingston.
January 10	Signed Darius Miles to a 10-day contract.
January 20	Signed Darius Miles to a second 10-day contract.
January 23	Relieved Marc Iavaroni of head coaching duties; Named Johnny Davis as interim head coach.
January 25	Named Lionel Hollins as head coach.
January 27	Hired Barry Hecker as assistant coach; Reassigned Kevin O'Neill as special assistant to the general manager; Relieved Andy Greer and Ron DuBois of assistant coaching duties.
	Waived Steve Francis.
January 30	Signed Darius Miles for the remainder of the season.
February 6	Hired Henry Bibby and Damon Stoudamire as assistant coaches.
February 17	Reassigned Hamed Haddadi to the Dakota Wizards.
February 18	Acquired Chris Mihm and cash considerations from the Los Angeles Lakers in exchange for a 2013 protected second round draft pick.
February 19	Acquired Orlando's 2009 unprotected first round draft pick along with Mike Wilks, Adonal Foyle and cash considerations from the Magic in a three-team trade also involving the Houston Rockets; As part of the deal, Houston acquired Kyle Lowry from Memphis and Brian Cook from Orlando, while Orlando acquired Rafer Alston from Houston.
March 1	Waived Adonal Foyle.
March 18	Recalled Hamed Haddadi from the Dakota Wizards.
June 25	Selected Hasheem Thabeet in the first round (2nd overall) of the 2009 NBA Draft.
	Selected DeMarre Carroll in the first round (27th overall) of the 2009 NBA Draft.
	Selected Sam Young in the second round (36th overall) of the 2009 NBA Draft.
	Acquired Quentin Richardson and cash considerations from New York in exchange for Darko Milicic.
June 29	Extended qualifying offers to Hakim Warrick and Juan Carlos Navarro.
July 9	Renounced the rights to free agents Darius Miles, Chris Mihm and Mike Wilks.
	Acquired a 2016 second round pick from Toronto, along with Jerry Stackhouse and cash considerations from Dallas in exchange for Greg Buckner (to Dallas) as part of a four-team, eight-player trade also involving Orlando.
July 10	Waived Jerry Stackhouse.
July 17	Acquired Zach Randolph from the Los Angeles Clippers in exchange for Quentin Richardson.
July 19	Signed 2009 first round draft pick Hasheem Thabeet to a multi-year contract.
July 25	Renounced qualifying offer to Hakim Warrick.
	Signed 2009 first round draft pick DeMarre Carroll to a multi-year contract.
July 29	Signed 2009 second round draft pick Sam Young to a multi-year contract.
August 6	Signed free agent Marcus Williams.
August 7	Acquired a protected 2010 first round draft pick and Steven Hunter from Denver in exchange for a future conditional second round draft pick.
August 27	Signed free agent Trey Gilder.
September 10	Renounced qualifying offer to Juan Carlos Navarro.
	Signed free agent Allen Iverson.
September 28	Signed free agents Thomas Gardner, Leon Rodgers and Mike Taylor.
October 8	Waived Thomas Gardner.
October 20	Waived Leon Rodgers.
October 22	Waived Mike Taylor.

ALL-TIME TRANSACTIONS



2009 continued

October 29	Exercised fourth-year option on Mike Conley and exercised third-year options on O.J. Mayo and Darrell Arthur.
November 5	Waived Trey Gilder.
November 14	Signed free agent Jamaal Tinsley.
November 17	Waived Allen Iverson.
December 24	Waived Marko Jaric.

2010

January 8	Claimed Lester Hudson off waivers.
February 18	Acquired Ronnie Brewer from the Utah Jazz in exchange for a future protected first round draft pick.
February 25	Assigned Hasheem Thabeet to the NBA Development League's Dakota Wizards.
February 27	Assigned Lester Hudson to the Dakota Wizards.
March 8	Recalled Hasheem Thabeet from the Dakota Wizards.
May 11	Signed Head Coach Lionel Hollins to a multi-year contract extension.
June 24	Selected Xavier Henry in the first round (12th overall) of the 2010 NBA Draft.
	Selected Dominique Jones in the first round (25th overall) of the 2010 NBA Draft and traded his draft rights to the Dallas Mavericks.
	Selected Greivis Vasquez in the first round (28th overall) of the 2010 NBA Draft.
	Extended qualifying offer to Rudy Gay.
June 30	
July 1	Waived Lester Hudson.
July 8	Re-signed Rudy Gay to a multi-year contract extension.
July 13	Signed free agent Tony Allen.
August 5	Signed free agent Acie Law.
September 24	Signed first round draft picks Xavier Henry and Greivis Vasquez to multi-year contracts.
September 28	Signed free agents Luke Jackson, Tre Kelley, Kenny Thomas and Damien Wilkins.
September 29	Signed free agent Josh Davis.
October 11	Waived Luke Jackson, Trey Kelley and Kenny Thomas.
October 21	Waived Josh Davis and Damien Wilkins.
November 1	Signed Mike Conley to a multi-year contract extension.
December 4	Waived Acie Law.
December 14	Assigned DeMarre Carroll to the NBA Development League's Dakota Wizards.

2011

January 5	Recalled DeMarre Carroll from the Dakota Wizards.
February 7	Signed free agent Jason Williams.
February 21	Signed free agent Rodney Carney to a 10-day contract.
February 24	Acquired Shane Battier and Ish Smith from the Houston Rockets in exchange for Hasheem Thabeet, DeMarre Carroll and a future lottery-protected first round draft pick.
March 5	Signed free agent Leon Powe.
April 18	Jason Williams announced retirement.
April 20	Signed Zach Randolph to a multi-year contract extension.
June 23	Selected Josh Selby in the second round (49th overall) of the 2011 NBA Draft.
June 24	Extended qualifying offer to Marc Gasol.
June 27	Exercised contract option on Sam Young.
June 28	Extended qualifying offer to Hamed Haddadi.
December 5	Added Bob Thornton as an assistant coach and Lloyd Pierce as a player development coach.
December 10	Signed second round draft pick Josh Selby to a multi-year contract.
	Signed free agent Jeremy Pargo.
	Signed free agents Josh Davis, Mikki Moore, Jared Reiner, Walter Sharpe and Brian Skinner.
December 11	Waived Jared Reiner.
December 14	Re-signed Marc Gasol to a multi-year contract.
	Waived Ish Smith.
December 15	Waived Mikki Moore.
December 23	Signed free agent Dante Cunningham.
	Waived Walter Sharpe.
December 24	Acquired Quincy Pondexter from the New Orleans Hornets in exchange for Greivis Vasquez.
December 29	Waived Brian Skinner.



ALL-TIME TRANSACTIONS

2012

January 4	As part of a three-team trade, traded Xavier Henry to the New Orleans Hornets and a 2012 second round draft pick to the Philadelphia 76ers and acquired Marreese Speights from Philadelphia; Philadelphia also acquired a 2013 second round draft pick from New Orleans.
February 6	Waived Josh Davis.
February 13	Assigned Josh Selby to the NBA Development League's Reno Bighorns.
February 27	Recalled Josh Selby from the Reno Bighorns.
March 15	Acquired the draft rights to Ricky Sanchez from the Philadelphia 76ers in exchange for Sam Young.
March 20	Signed free agent Gilbert Arenas.
March 26	Assigned Josh Selby to the Reno Bighorns.
March 31	Recalled Josh Selby from the Reno Bighorns.
April 5	Assigned Josh Selby to the Reno Bighorns.
April 9	Recalled Josh Selby from the Reno Bighorns.
April 20	Signed free agent Lester Hudson.
June 28	Selected Tony Wroten in the first round (25th overall) of the 2012 NBA Draft.
July 13	Signed free agent Jerryd Bayless. Re-signed Marreese Speights to a multi-year contract. Re-signed Darrell Arthur to a multi-year contract. Signed first round pick Tony Wroten to a multi-year contract.
July 24	Acquired Wayne Ellington from the Minnesota Timberwolves in exchange for Dante Cunningham.
July 25	Acquired D.J. Kennedy from the Cleveland Cavaliers in exchange for Jeremy Pargo, a 2013 second round draft pick and cash considerations.
July 28	Re-signed Hamed Haddadi to a multi-year contract.
September 18	Waived D.J. Kennedy.
September 29	Signed free agents Michael Dunigan, Ronald Dupree, Jarrid Famous, Jerome Jordan and D.J. Kennedy.
October 1	Signed free agents Ronald Murray and Kyle Weaver.

2013

January 10	Re-assigned Tony Wroten to the D-League's Reno Bighorns.
January 14	Recalled Tony Wroten from the D-League's Reno Bighorns.
January 22	Traded Marreese Speights, Wayne Ellington, Josh Selby and a 2013 first round draft pick to the Cleveland Cavaliers for Jon Leuer.
January 23	Signed Chris Johnson to a 10-day contract.
January 30	As part of a three-team trade, traded Rudy Gay and Hamed Haddadi to the Toronto Raptors; the Detroit Pistons traded Tayshaun Prince and Austin Daye to Memphis; Toronto traded Ed Davis and a 2013 second round draft pick to Memphis and traded Jose Calderon to Detroit.
February 3	Signed Chris Johnson to a second 10-day contract.
February 21	Traded the draft rights to Ricky Sanchez to the Miami Heat for Dexter Pittman and a 2013 second round draft pick.
April 3	Signed free agent Keyon Dooling.
April 6	Assigned Keyon Dooling and re-assigned Tony Wroten to the D-League's Reno Bighorns.
April 7	Recalled Keyon Dooling and Tony Wroten from the D-League's Reno Bighorns.
April 14	Waived Dexter Pittman.
April 17	Signed free agents Donté Greene and Willie Reed.
June 27	Named Dave Joergers as head coach. Selected Jamaal Franklin in the second round (41st overall) of the 2013 NBA Draft. Selected Joffrey Lauvergne in the second round (55th overall) of the 2013 NBA Draft. Selected Janis Timma in the second round (60th overall) of the 2013 NBA Draft. Traded Darrell Arthur and the draft rights to Joffrey Lauvergne to the Denver Nuggets for Kosta Koufos.
July 15	Re-signed Tony Allen to a multi-year contract. Re-signed Jon Leuer to a multi-year contract.
July 22	Lifted protection on a 2016 second round draft pick owed to Dallas (via Denver) for the draft rights to Nick Calathes.
July 23	Claimed Josh Akognon off waivers.
July 26	Signed second round draft pick Jamaal Franklin to a multi-year contract.
July 30	Signed free agent Mike Miller.
August 14	Traded Donté Greene to the Boston Celtics for Fab Melo.
August 20	Signed Nick Calathes to a multi-year contract.
August 22	Traded Tony Wroten to the Philadelphia 76ers for a conditional 2014 second round draft pick and a trade exception.
August 30	Waived Fab Melo.
September 23	Hired Elston Turner, Duane Ticknor and Shawn Respert as assistant coaches.
September 29	Signed free agents Derrick Byars, Melvin Ely and Tony Gaffney.
October 6	Waived Josh Akognon and Derrick Byars.
October 31	Signed Quincy Pondexter to a multi-year extension.
December 16	Called up free agent James Johnson from the D-League's Rio Grande Valley Vipers.
December 24	Called up free agent Seth Curry from the D-League's Santa Cruz Warriors.

2014

January 5	Assigned Jamaal Franklin to the D-League's Fort Wayne Mad Ants. Waived Seth Curry.
January 7	As part of a three-team trade, Memphis traded Jerryd Bayless to Boston and traded a conditional 2014 second round draft pick (from Philadelphia) and a conditional 2017 second round draft pick to the Oklahoma City Thunder... Boston traded Courtney Lee and a 2016 second round draft pick to Memphis... Oklahoma City traded Ryan Gomes to Boston. Recalled Jamaal Franklin from the D-League's Fort Wayne Mad Ants.
January 10	Re-assigned Jamaal Franklin to the D-League's Fort Wayne Mad Ants.
January 12	Recalled Jamaal Franklin from the D-League's Fort Wayne Mad Ants.
February 3	Signed Darius Morris to a 10-day contract.
February 26	Re-assigned Jamaal Franklin to the D-League's Fort Wayne Mad Ants.
February 27	Claimed Beno Udrih off waivers.
April 4	Recalled Jamaal Franklin from the D-League's Fort Wayne Mad Ants.
May 6	Entered into a single-affiliation partnership with NBA Development League's Iowa Energy for the 2014-15 season.
May 19	Announced Chris Wallace as interim general manager.
May 27	Signed head coach Dave Joergers to a contract extension.
June 26	Selected Jordan Adams in the first round (22nd overall) of the 2014 NBA Draft. Traded a 2016 second round draft pick to the Utah Jazz for the draft rights to Jarnell Stokes (35th overall). Zach Randolph exercised 2014-15 player option and signed multi-year contract extension with the Grizzlies. Signed first round draft pick Jordan Adams to a multi-year contract.
June 30	Signed Vince Carter to a multi-year contract.
July 7	Re-signed Beno Udrih to a multi-year contract.
July 12	Promoted Jason Wexler to President of Business Operations of the Memphis Grizzlies and FedExForum.
July 15	Promoted interim general manager Chris Wallace to general manager and signed him to a multi-year contract.
July 23	Named Ed Stefanski executive vice president of player personnel.
July 29	Named Jeff Bzdelik assistant coach, John Townsend director of player development and Trevor Moawad mental endurance coach. Promoted Jason March to assistant coach/advance scout and Drew Graham to head athletic trainer and vice president of player care.
July 31	Signed second round draft pick Jarnell Stokes to a multi-year contract.
August 18	Waived Jamaal Franklin.
August 31	Signed Michael Beasley, Patrick Christopher, Earl Clark, Luke Hancock, Kalin Lucas and Hassan Whiteside.
September 25	Named Elliot Perry director of player support.
October 8	Waived Michael Beasley.
October 9	Waived Luke Hancock.
October 13	Waived Earl Clark and Hassan Whiteside.
October 22	Waived Patrick Christopher and Kalin Lucas.
October 25	Re-signed Kalin Lucas as a Call-Up from the Iowa Energy.
November 4	Assigned Jordan Adams and Jarnell Stokes to the NBA Development League's Iowa Energy.
November 8	Waived Kalin Lucas.
November 9	Recalled Jordan Adams and Jarnell Stokes from Iowa.
November 10	Re-signed Kalin Lucas and Hassan Whiteside as Call-Ups from the Iowa Energy.
November 19	Waived Kalin Lucas and Hassan Whiteside.
November 20	Hired Glynn Cyprien as basketball operations assistant/scout.
November 24	Re-assigned Jordan Adams to the Iowa Energy.
November 25	Re-assigned Jarnell Stokes to the Iowa Energy.
December 1	Recalled Jarnell Stokes from Iowa.
December 3	Recalled Jordan Adams from Iowa.
December 8	Re-assigned Jordan Adams to the Iowa Energy.
December 12	Re-assigned Jordan Adams to the Iowa Energy.
December 19	Recalled Jordan Adams and Jarnell Stokes from Iowa. 2015
December 20	

2015

January 12	As part of a three-team trade, traded Tayshaun Prince and a future first round pick to the Boston Celtics and traded Quincy Pondexter and a 2015 second round pick to the New Orleans Pelicans... Boston traded Jeff Green to Memphis... New Orleans traded Austin Rivers to Boston and traded Russ Smith to Memphis.
January 20	Re-assigned Jordan Adams, Russ Smith and Jarnell Stokes to the Iowa Energy.
January 22	Signed Tyrus Thomas to a 10-day contract as a Call-Up from the Iowa Energy.
January 26	Recalled Jordan Adams from Iowa.
February 2	Signed JaMychal Green to a 10-day contract as a Call-Up from the Austin Spurs.
February 7	Re-assigned Jordan Adams to the Iowa Energy.
February 8	Recalled Jordan Adams from Iowa.



ALL-TIME TRANSACTIONS

INTRO

PLAYERS

EXECUTIVES

BASKETBALL

OPERATIONS

BUSINESS

OPERATIONS

MEDIA

COMMUNITY

HISTORY

PLAYOFFS

REVIEW

OPONENTS

NBA

FEDERATION

AT A GLANCE



ALL-TIME TRANSACTIONS

February 10	Recalled Jarnell Stokes and Russ Smith from Iowa.
February 19	Signed JaMychal Green to a second 10-day contract.
February 22	Re-assigned Russ Smith and Jarnell Stokes to the Iowa Energy.
March 2	Signed JaMychal Green to a multi-year contract.
March 12	Recalled Jarnell Stokes and Russ Smith from Iowa.
March 17	Re-assigned Jarnell Stokes to the Iowa Energy.
March 24	Re-assigned Russ Smith to the Iowa Energy.
March 30	Recalled Jarnell Stokes and Russ Smith from Iowa.
June 18	Jeff Green exercised player option for the 2015-16 season.
June 24	Traded draft rights to Janis Timma to Orlando for Luke Ridnour.
June 25	Traded Luke Ridnour to Charlotte for Matt Barnes.
	Selected Jarell Martin in the first round (25th overall) of the 2015 NBA Draft.
	Traded Jon Leuer to the Phoenix Suns for the draft rights to Andrew Harrison (44th overall in the 2015 NBA Draft).
June 30	Extended qualifying offer to Nick Calathes.
July 9	Signed free agent Brandan Wright to a multi-year contract.
July 10	Signed first round draft pick Jarell Martin to a multi-year contract.
July 13	Re-signed Marc Gasol to a multi-year contract.
September 28	Signed free agents Yakhouba Diawara, Ryan Hollins, Michael Holyfield, Lazerix Jones and Daniel Nwaelele.
October 5	Waived Daniel Nwaelele.
October 6	Signed free agent Sampson Carter.
October 7	Waived Michael Holyfield.
October 7	Signed free agent Alex Stepheson.
October 24	Waived Sampson Carter, Yakhouba Diawara, Lazerix Jones and Alex Stepheson.
October 26	Waived Ryan Hollins.
October 27	Exercised the third-year contract option on Jordan Adams.
November 10	Traded Beno Udrih and Jarnell Stokes to the Miami Heat for Mario Chalmers and James Ennis.
December 4	Assigned James Ennis to the Iowa Energy.
December 6	Recalled James Ennis from the Iowa Energy.
December 8	Re-assigned James Ennis to the Iowa Energy.
December 9	Recalled James Ennis from the Iowa Energy.
December 11	Re-assigned James Ennis to the Iowa Energy.
December 13	Recalled James Ennis from the Iowa Energy.
December 17	Assigned James Ennis, Jarell Martin and Russ Smith to the Iowa Energy.
December 17	Recalled James Ennis, Jarell Martin and Russ Smith from the Iowa Energy.
December 22	Re-assigned James Ennis, Jarell Martin and Russ Smith to the Iowa Energy.
December 24	Recalled James Ennis, Jarell Martin and Russ Smith from the Iowa Energy.
December 27	Re-assigned James Ennis to the Iowa Energy.
December 28	Re-assigned Jarell Martin to the Iowa Energy.
December 29	Signed free agent Ryan Hollins and waived Russ Smith.

2016

January 7	Waived Ryan Hollins.
January 8	Signed Elliot Williams to a 10-day contract as a Call Up from the D-League's Santa Cruz Warriors.
January 8	Recalled James Ennis and Jarell Martin from the Iowa Energy.
January 15	Re-assigned James Ennis to the Iowa Energy.
January 21	Signed Ryan Hollins to a 10-day contract.
February 1	Signed Ryan Hollins to a second 10-day contract.
February 3	Recalled James Ennis and Jarell Martin from the Iowa Energy.
February 3	Re-assigned James Ennis and Jarell Martin to the Iowa Energy.
February 9	Recalled Jarell Martin from the Iowa Energy.
February 16	As part of a three-team trade, Memphis traded Courtney Lee to Charlotte... Charlotte traded P.J. Hairston and two future second round draft picks to Memphis and traded Brian Roberts to Miami... Miami traded Chris Andersen and two future second round draft picks to Memphis.
February 17	Recalled James Ennis from the Iowa Energy.
February 18	Traded Jeff Green to the Los Angeles Clippers for a future first round draft pick and Lance Stephenson.
February 25	Re-assigned Jarell Martin to the Iowa Energy.
February 29	Recalled Jarell Martin from the Iowa Energy.
March 2	Waived James Ennis.
March 2	Re-signed Ryan Hollins for the remainder of the season.
March 10	Waived Mario Chalmers.

March 11	Signed Briante Weber to a 10-day contract as a Call-Up from the D-League's Sioux Falls Skyforce.
March 12	Signed Ray McCallum and Alex Stepheson to 10-day contracts pursuant to the NBA's hardship rules.
March 16	Signed Xavier Munford to a 10-day contract as a Call-Up from the D-League's Bakersfield Jam and pursuant to the NBA's hardship rules.
March 21	Signed Jordan Farmar to a 10-day contract.
March 22	Signed Ray McCallum to a second 10-day contract.
March 27	Signed Xavier Munford to a second 10-day contract.
March 31	Signed Jordan Farmar for the remainder of the season.
April 1	Signed Bryce Cotton to a 10-day contract pursuant to the NBA's hardship rules.
April 7	Waived Ryan Hollins.
April 7	Signed Xavier Munford to a multi-year contract.
April 11	Signed Bryce Cotton for the remainder of the regular season pursuant to the NBA's hardship rules.
May 6	Named Matt Woodley head coach of the Iowa Energy.
May 7	Relieved Dave Joerger of head coaching responsibilities.
May 29	Named David Fizdale head coach.
June 8	Named J.B. Bickerstaff associate head coach and Nick Van Exel as assistant coach.
June 23	Selected Wade Baldwin IV in the first round (17th overall) of the 2016 NBA Draft. Selected Wang Zhelin in the second round (57th overall) of the 2016 NBA Draft. Traded a future first round draft pick to the Boston Celtics for the draft rights to Deyonta Davis (31st overall) and Rade Zagorac (35th).
June 27	Claimed Tony Wroten off waivers.
July 5	Named Keith Smart and Adam Mazarei assistant coaches.
July 7	Signed Chandler Parsons to a multi-year contract.
July 10	Signed Andrew Harrison to a multi-year contract. Signed Deyonta Davis to a multi-year contract.
July 11	Waived Tony Wroten.
July 12	Acquired Troy Daniels from the Charlotte Hornets in a sign-and-trade deal.
July 13	Signed James Ennis to a multi-year contract.
July 14	Re-signed Mike Conley to a multi-year contract.
July 15	Signed Wade Baldwin IV to a multi-year contract.
August 8	Signed free agents Wayne Selden Jr., D.J. Stephens, Troy Williams and Tony Wroten.
August 17	Named Bob Bender assistant coach and Bob Thate shooting coach.
September 23	Signed free agent Chris Crawford.
September 26	Named Allen Gruver medical director and Eric Oetter director of performance; promoted Jim Scholler to head athletic trainer.
October 7	Waived Tony Wroten.
October 9	Signed free agent Vince Hunter.

ALL-TIME TRANSACTIONS



Landon, 10
Jonesboro

The region's
only Level

1 pediatric
trauma
center

LeBonheur
Children's Hospital



PLAYOFFS

PLAYOFFS



PLAYOFFS



PLAYOFF WON & LOST RECORDS

Season	OVERALL RECORD				HOME			ROAD		
	W	L	Pct	Finish	W	L	Pct	W	L	Pct
2015-16	0	4	.000	Lost NBA Western Conference First Round vs San Antonio	0	2	.000	0	2	.000
2014-15	6	5	.545	Lost NBA Western Conference Semifinals vs Golden State	4	2	.667	2	3	.400
2013-14	3	4	.429	Lost NBA Western Conference First Round vs Oklahoma City	1	2	.333	2	2	.500
2012-13	8	7	.533	Lost NBA Western Conference Finals vs San Antonio	5	2	.714	3	5	.375
2011-12	3	4	.429	Lost NBA Western Conference First Round vs LA Clippers	2	2	.500	1	2	.333
2010-11	7	6	.538	Lost NBA Western Conference Semifinals vs Oklahoma City	5	1	.833	2	5	.286
2006-10				Did not qualify						
2005-06	0	4	.000	Lost NBA Western Conference First Round vs Dallas	0	2	.000	0	2	.000
2004-05	0	4	.000	Lost NBA Western Conference First Round vs Phoenix	0	2	.000	0	2	.000
2003-04	0	4	.000	Lost NBA Western Conference First Round vs San Antonio	0	2	.000	0	2	.000
1995-2003				Did not qualify						
Total	27	42	.391		17	17	.500	10	25	.286

PLAYOFF GAME BY GAME HISTORY

2016 PLAYOFFS

Date	Opponent	Mem	Opp	Hm	Rd	Tot	Atten.	Grizzlies Top Scorer	Grizzlies Top Rebounder	Opponent Top Scorer
Apr 17	@ San Antonio	L	74	106	0-0	0-1	18,418	Carter-16	Andersen-9	Leonard-20
Apr 19	@ San Antonio	L	68	94	0-0	0-2	18,418	Allen-12	Randolph-12	Mills-16
Apr 22	San Antonio	L	87	96	0-1	0-2	18,119	Randolph-20	Barnes/Randolph-11	Leonard-32
Apr 24	San Antonio	L	95	116	0-2	0-4	18,119	Stephenson-26	Andersen-13	Leonard-21

2015 PLAYOFFS

Date	Opponent	Mem	Opp	Hm	Rd	Tot	Atten.	Grizzlies Top Scorer	Grizzlies Top Rebounder	Opponent Top Scorer
Apr 19	Portland	W	100	86	1-0	0-0	1-0	18,119	Udrih-20	Gasol, Randolph-11
Apr 22	Portland	W	97	82	2-0	0-0	2-0	18,119	Conley, Lee-18	Aldridge-24
Apr 25	@ Portland	W	115	109	2-0	1-0	3-0	19,945	Gasol-25	Gasol-7
Apr 27	@ Portland	L	92	99	2-0	1-1	3-1	19,541	Gasol-21	Allen-10
Apr 29	Portland	W	99	93	3-0	1-1	4-1	18,119	Gasol-26	Gasol-14
May 3	@ Golden State	L	86	101	3-0	1-2	4-2	19,596	Gasol-21	Gasol, Randolph-9
May 5	@ Golden State	W	97	90	3-0	2-2	5-2	19,596	Conley-22	Carter, Randolph-7
May 9	Golden State	W	99	89	4-0	2-2	6-2	18,119	Randolph-22	Gasol-15
May 11	Golden State	L	84	101	4-1	2-2	6-3	18,119	Randolph-19	Randolph-11
May 13	@ Golden State	L	78	98	4-1	2-3	6-4	19,596	Gasol-18	Gasol-12
May 15	Golden State	L	95	108	4-2	2-3	6-5	18,119	Gasol-21	Gasol-15

2014 PLAYOFFS

Date	Opponent	Mem	Opp	Hm	Rd	Tot	Atten.	Grizzlies Top Scorer	Grizzlies Top Rebounder	Opponent Top Scorer
Apr 19	@ Oklahoma City	L	86	100	0-0	0-1	0-1	18,203	Randolph-21	Randolph-11
Apr 21	@ Oklahoma City	W	111	105 (OT)	0-0	1-1	1-1	18,203	Randolph-25	Allen-8
Apr 24	Oklahoma City	W	98	95 (OT)	1-0	1-1	2-1	18,119	Conley-20	Randolph-10
Apr 26	Oklahoma City	L	89	92 (OT)	1-1	1-1	2-2	18,119	Gasol-23	Allen-13
Apr 29	@ Oklahoma City	W	100	99 (OT)	1-1	2-1	3-2	18,203	Miller-21	Gasol-15
May 1	Oklahoma City	L	84	104	1-2	2-1	3-3	18,119	Gasol-17	Randolph-8
May 3	@ Oklahoma City	L	109	120	1-2	2-2	3-4	18,203	Gasol-24	Leuer-7

2013 PLAYOFFS

Date	Opponent	Mem	Opp	Hm	Rd	Tot	Atten.	Grizzlies Top Scorer	Grizzlies Top Rebounder	Opponent Top Scorer
Apr 20	@ LA Clippers	L	91	112	0-0	0-1	0-1	19,373	Bayless-19	Davis-6
Apr 22	@ LA Clippers	L	91	93	0-0	0-2	0-2	19,276	Conley-28	Allen-10
Apr 25	LA Clippers	W	94	82	1-0	0-2	1-2	18,119	Randolph-27	Randolph-11
Apr 27	LA Clippers	W	104	83	2-0	0-2	2-2	18,119	Gasol/Randolph-24	Gasol-13
Apr 30	@ LA Clippers	W	103	93	2-0	1-2	3-2	19,384	Randolph-25	Randolph-11
May 3	LA Clippers	W	118	105	3-0	1-2	4-2	18,119	Conley/Randolph-23	Allen/Gasol-7
May 5	@ Oklahoma City	L	91	93	3-0	1-3	4-3	18,203	Gasol-20	Gasol/Randolph-10
May 7	@ Oklahoma City	W	99	93	3-0	2-3	5-3	18,203	Conley-26	Conley-10
May 11	Oklahoma City	W	87	81	4-0	2-3	6-3	18,119	Gasol-20	Randolph-10
May 13	Oklahoma City	W	103	97 (OT)	5-0	2-3	7-3	18,119	Conley-24	Randolph-12
May 15	@ Oklahoma City	W	88	84	5-0	3-3	8-3	18,203	Randolph-28	Randolph-14

2013 PLAYOFFS (CONTINUED)

Date	Opponent	Mem	Opp	Hm	Rd	Tot	Atten.	Grizzlies Top Scorer	Grizzlies Top Rebounder	Opponent Top Scorer
May 19	@ San Antonio	L	83	105	5-0	3-4	8-4	18,581	Pondexter-17	Gasol/Randolph-7
May 21	@ San Antonio	L	89	93 (OT)	5-0	3-5	8-5	18,581	Bayless/Conley-18	Randolph-18
May 25	San Antonio	L	93	104 (OT)	5-1	3-5	8-6	18,119	Conley-20	Randolph-15
May 27	San Antonio	L	86	93	5-2	3-5	8-7	18,119	Pondexter-22	Allen/Randolph-8

2012 PLAYOFFS

Date	Opponent	Mem	Opp	Hm	Rd	Tot	Atten.	Grizzlies Top Scorer	Grizzlies Top Rebounder	Opponent Top Scorer
Apr 29	LA Clippers	L	98	99	0-1	0-0	0-1	18,119	Gay-19	Speights-9
May 2	LA Clippers	W	105	98	1-1	0-0	1-1	18,119	Gay-21	Randolph-8
May 5	@ LA Clippers	L	86	87	1-1	0-1	1-2	19,060	Gay-24	Gasol-10
May 7	@ LA Clippers	L	97	101	1-1	0-2	1-3	19,167	Conley-25	Randolph-9
May 9	LA Clippers	W	92	80	2-1	0-2	2-3	18,117	Gasol-23	Randolph-10
May 11	@ LA Clippers	W	90	88	2-1	1-2	3-3	19,060	Gasol-15	Randolph-16
May 13	LA Clippers	L	72	82	2-2	1-2	3-4	18,117	Gasol/Gay-19	Randolph-12

2011 PLAYOFFS

Date	Opponent	Mem	Opp	Hm	Rd	Tot	Atten.	Grizzlies Top Scorer	Grizzlies Top Rebounder	Opponent Top Scorer
Apr 17	@ San Antonio	W	101	98	0-0	1-0	1-0	18,581	Randolph-25	Randolph-14
Apr 20	@ San Antonio	L	87	93	0-0	1-1	1-1	18,760	Young-17	Gasol-17
Apr 23	San Antonio	W	91	88	1-0	1-1	2-1	18,119	Randolph-25	Gasol-9
Apr 25	San Antonio	W	104	86	2-0	1-1	3-1	18,119	Conley-15	Gasol-9
Apr 27	@ San Antonio	L	103	110 (OT)	2-0	1-2	3-2	18,581	Randolph-26	Gasol-17
Apr 29	San Antonio	W	99	91	3-0	1-2	4-2	18,119	Randolph-31	Gasol-13

2011 PLAYOFFS (CONTINUED)

Date	Opponent	Mem	Opp	Hm	Rd	Tot	Atten.	Grizzlies Top Scorer	Grizzlies Top Rebounder	Opponent Top Scorer
May 1	@ Oklahoma City	W	114	101	3-0	2-2	5-2	18,203	Randolph-34	Gasol-13
May 3	@ Oklahoma City	L	102	111	3-0	2-3	5-3	18,203	Conley-24	Gasol-10
May 7	Oklahoma City	W	101	93 (OT)	4-0	2-3	6-3	18,119	Randolph-21	Randolph-21
May 9	Oklahoma City	L	123	133 (3OT)	4-1	2-3	6-4	18,119	Randolph-34	Gasol-21
May 11	@ Oklahoma City	L	72	99	4-1	2-4	6-5	18,203	Gasol-15	Randolph-7
May 13	Oklahoma City	W	95	83	5-1	2-4	7-5	18,119	Randolph-30	Randolph-13
May 15	@ Oklahoma City	L	90	105	5-1	2-5	7-6	18,203	Conley-18	Randolph-10

2006 PLAYOFFS

Date	Opponent	Mem	Opp	Hm	Rd	Tot	Atten.	Grizzlies Top Scorer	Grizzlies Top Rebounder	Opponent Top Scorer
Apr 23	@ Dallas	L	93	103	0-0	0-1	0-1	20,340	Gasol-24	Tsakalidis-8
Apr 26	@ Dallas	L	79	94	0-0	0-2	0-2	20,612	Gasol-16	Gasol-7
Apr 29	Dallas	L	89	94 (OT)	0-1	0-2	0-3	17,871	Atkins-20	Wright-10
May 1	Dallas	L	76	102	0-2	0-2	0-4	15,104	Gasol-25	Battier-7

2005 PLAYOFFS

Date	Opponent	Mem	Opp	Hm	Rd	Tot	Atten.	Grizzlies Top Scorer	Grizzlies Top Rebounder	Opponent Top Scorer
Apr 24	@ Phoenix	L	103	114	0-0	0-1	0-1	18,422	Miller-19	Battier-9
Apr 27	@ Phoenix	L	103	108	0-0	0-2	0-2	18,422	Gasol-28	Stoudemire-34
Apr 29	Phoenix	L	90	110	0-1	0-2	0-3	18,119	Wright-14	Btr/Swift/Wright-8
May 1	Phoenix	L	115	123	0-2	0-2	0-4	17,243	Gasol-28	Battier/Jones-5

2004 PLAYOFFS

Date	Opponent	Mem	Opp	Hm	Rd	Tot	Atten.	Grizzlies Top Scorer	Grizzlies Top Rebounder	Opponent Top Scorer
Apr 17	@ San Antonio	L	74	98	0-0	0-1	0-1	18,797	Wells-16	Swift-7
Apr 19	@ San Antonio	L	70	87	0-0	0-2	0-2	18,797	Gasol-20	Gasol-11
Apr 22	San Antonio	L	93	95	0-1	0-2	0-3	19,351	Gasol-18	Wright/Swift-6
Apr 25	San Antonio	L	97	110	0-2	0-2	0-4	19,351	Gasol-22	Posey-11



TEAM SCORING RECORDS

Scoring Highs	Grizzlies	Game	Date	Opp	Game	Date
Game, Overall	123	Game 4 vs OKC	5/9/11	133	Game 4 vs OKC	5/9/11
1st Quarter	36	(2) Game 7 at OKC *	5/3/14	39	(2) Game 4 at Pho *	5/1/05
2nd Quarter	38	Game 3 at Por	4/25/15	34	Game 7 at OKC	5/3/14
3rd Quarter	34	Game 6 vs LAC	5/3/13	37	Game 4 vs SA	4/24/16
4th Quarter	34	Game 2 at OKC	5/3/11	37	Game 1 at LAC	4/20/13
1st Half	62	Game 3 at Por	4/25/15	63	Game 4 vs Pho	5/1/05
2nd Half	60	Game 6 vs LAC	5/3/13	69	Game 4 vs SA	4/24/16
Overtime	15	Game 3 vs OKC	5/7/11	18	(2) Game 3 vs SA *	5/25/13

Scoring Lows	Grizzlies	Game	Date	Opp	Game	Date
Game, Overall	70	Game 2 at SA	4/19/04	80	Game 5 vs LAC	5/9/12
1st Quarter	11	Game 2 at SA	4/19/16	14	Game 3 vs SA	5/25/13
2nd Quarter	12	Game 2 at Dal	4/26/06	15	Game 5 at OKC	5/15/13
3rd Quarter	13	Game 2 at Dal	4/26/06	13	(2) Game 4 at Por *	4/27/15
4th Quarter	11	Game 2 at SA	4/19/04	9	Game 2 at SA	5/21/13
1st Half	31	Game 2 at SA	5/21/13	36	Game 3 vs OKC	4/24/14
2nd Half	30	Game 3 vs Dal	4/29/06	29	Game 6 vs OKC	5/13/11
Overtime	4	(2) Game 2 at SA *	5/21/13	3	Game 4 vs OKC	5/13/13

* Most recent occurrence

MARGINS, LEADS & DEFICITS

Margin of Victory	Diff	Game	Diff	Game
All Games	+21	Game 4 vs LAC, 4/27/13 (104-83)	-27	Game 5 at OKC, 5/11/11 (72-99)
Leads & Deficits	Lead	Game	Def	Game
All Games	+27	Game 1 vs LAC, 4/29/12 (84-57)	-36	Game 1 at SA, 4/17/16 (56-92)
After 1st Quarter	+18	Game 1 vs LAC, 4/29/12 (34-16)	-19	Game 4 vs Pho, 5/1/05 (20-39)
At The Half	+19	(2) Game 1 vs Por, 4/19/15 (58-39) *	-22	Game 1 at OKC, 4/19/14 (34-56)
After 3rd Quarter	+24	Game 1 vs Por, 4/19/15 (86-62)	-30	Game 1 at SA, 4/17/16 (51-81)

PLAYOFF STATISTICS HISTORY

TOTALS	Season	G	Min	FG	FGA	Pct	3FG	Att	Pct	FT	FTA	Pct	Off	Def	Tot	Ast	PF	Stl	TO	Blk	Pts	Avg
Mem	2004	4	960	123	290	.424	15	51	.294	73	94	.777	38	100	138	58	100	38	57	20	334	83.5
Mem	2005	4	960	166	351	.473	31	79	.392	48	68	.706	47	111	158	84	98	23	43	18	411	102.8
Mem	2006	4	985	120	266	.451	15	48	.313	82	113	.726	33	104	137	56	110	19	64	15	337	84.3
Mem	2011	13	3245	477	1092	.437	50	157	.318	278	366	.760	162	398	560	245	307	104	170	78	1282	98.6
Mem	2012	7	1705	228	534	.427	24	83	.289	160	215	.744	94	205	299	114	163	50	108	34	640	91.4
Mem	2013	15	3675	511	1223	.418	72	222	.324	326	436	.748	176	450	626	290	332	109	161	69	1420	94.7
Mem	2014	7	1780	257	617	.417	31	107	.290	132	181	.729	90	209	299	152	146	63	75	17	677	96.7
Mem	2015	11	2640	393	925	.425	48	154	.312	208	250	.832	116	362	478	224	213	95	121	45	1042	94.7
Mem	2016	4	960	128	325	.394	19	64	.297	49	70	.700	55	108	163	66	86	32	62	16	324	81.0
Total		69	16910	2403	5623	.427	305	965	.316	1356	1793	.756	811	2048	2859	1289	1555	533	827	312	6467	93.7
SA	2004	4	960	146	288	.507	31	65	.477	67	101	.663	46	122	168	87	81	30	65	25	390	97.5
Pho	2005	4	960	159	316	.503	42	92	.457	95	128	.742	42	130	172	95	70	19	44	31	455	113.8
Dal	2006	4	985	139	307	.453	21	59	.356	94	110	.855	55	117	172	73	112	27	51	18	393	98.3
SA/OKC	2011	13	3245	457	1030	.444	79	255	.310	298	377	.790	153	415	568	237	308	94	199	88	1291	99.3
LAC	2012	7	1705	233	516	.452	43	123	.350	126	188	.670	65	194	259	114	179	65	106	43	635	90.7
LAC/OKC/SA	2013	15	3675	527	1171	.450	101	302	.334	256	322	.795	131	472	603	286	380	76	210	98	1411	94.1
OKC	2014	7	1780	253	582	.435	56	173	.324	153	181	.845	94	243	337	130	161	42	107	53	715	102.1
POR/GSW	2015	11	2640	386	885	.436	114	306	.373	170	219	.776	107	373	480	222	224	64	161	62	1056	96.0
SA	2016	4	960	148	304	.487	41	87	.471	75	91	.824	32	136	168	86	70	39	56	37	412	103.0
Total		69	16910	2403	5623	.427	305	965	.316	1356	1793	.756	811	2048	2859	1289	1555	533	827	312	6467	93.7

SINGLE-GAME HIGHS

Record	Grizzlies	Game	Date	Opp	Game	Date
Points	123	Game 4 vs OKC	5/9/11	133	Game 4 vs OKC	5/9/11
Total Rebounds	60	Game 2 at SA	5/21/13	58	Game 4 vs OKC	4/26/14
Offensive Rebounds	24	Game 4 vs OKC	5/9/11	21	Game 3 vs SA	4/22/04
Defensive Rebounds	41	(2) Game 5 vs Por *	4/29/15	44	Game 1 at OKC	4/19/14
Assists	30	Game 2 at OKC	4/21/14	29	Game 2 at SA	5/21/13
Personal Fouls	36	Game 4 vs OKC	5/9/11	33	Game 6 vs LAC	5/3/13
Steals	14	Game 2 at SA	4/19/16	13	(3) Game 1 at SA *	4/17/16
Turnovers	22	Game 6 at LAC	5/11/12	21	(3) Game 4 vs GSW *	5/11/15
Blocks	9	(4) Game 1 vs Por *	4/19/15	12	(2) Game 3 vs SA *	4/22/16
Field Goal Pct	.552	Game 1 at SA (37/67)	4/17/11	.609	Game 7 at OKC (42/69)	5/3/14
3-Pt Field Goal Pct	.688	Game 1 vs LAC (11/16)	4/29/12	.647	Game 4 vs SA (11/17)	4/25/04
Free Throw Pct	.929	(2) Game 4 at Por (13/14) *	4/27/15	1.000	Game 4 vs Dal (17/17)	5/1/06
FGs Made	45	Game 4 vs Pho	5/1/05	43	(2) Game 4 vs OKC *	5/9/11
FGs Attempted	111	Game 4 vs OKC	5/9/11	95	(2) Game 1 vs Por *	4/19/15
3-Pt FGs Made	13	Game 4 vs Pho	5/1/05	15	(2) Game 6 vs GSW	5/15/15
3-Pt FGs Attempted	24	Game 4 vs Pho	5/1/05	33	(2) Game 4 vs GSW	5/15/15
FTs Made	39	Game 3 at Por	4/25/15	42	Game 4 vs OKC	5/9/11
FTs Attempted	47	Game 6 vs LAC	5/3/13	50	Game 4 vs OKC	5/9/11

SINGLE-GAME LOWS

Record	Grizzlies	Game	Date	Opp	Game	Date
Points	68	Game 2 at SA	4/19/16	80	Game 5 vs LAC	5/9/12
Total Rebounds	23	Game 1 at LAC	4/20/13	28	(2) Game 4 vs LAC *	4/27/13
Offensive Rebounds	4	(2) Game 1 at LAC *	4/20/13	3	Game 2 at SA	4/19/16
Defensive Rebounds	18	Game 4 vs Pho	5/1/05	22	Game 6 at LAC	5/11/12
Assists	9	Game 4 at Dal	5/1/06	10	Game 3 vs OKC	5/11/13
Personal Fouls	16	(3) Game 1 at SA	4/17/16	11	Game 1 at SA	4/17/16
Steals	1	Game 2 at Dal	4/26/06	1	(2) Game 6 vs GSW *	5/15/15
Turnovers	3	Game 6 vs GSW	5/15/15	5	Game 3 vs Pho	4/29/05
Blocks	0	Game 1 at GSW	5/3/15	0	(2) Game 4 at Por *	4/27/15
Field Goal Pct	.325	Game 7 vs LAC (25/77)	5/13/12	.337	Game 1 vs Por	4/19/15
3-Pt Field Goal Pct	.000	(3) Game 7 vs LAC (0/13) *	5/13/12	.133	(2) Game 2 at LAC (2/15) *	4/22/13
Free Throw Pct	.556	(2) Game 2 at SA (10/18) *	4/19/16	.433	Game 3 at LAC (13/30)	5/5/12
FGs Made	23	Game 1 at SA	4/17/04	26	(2) Game 3 vs LAC *	4/25/13
FGs Attempted	61	Game 2 at Dal	4/26/06	63	(2) Game 4 vs Pho *	5/1/05
3-Pt FGs Made	0	(3) Game 7 vs LAC (0/13) *	5/13/12	2	(2) Game 2 at LAC *	4/22/13
3-Pt FGs Attempted	6	Game 5 vs LAC	5/9/12	12	Game 4 vs Dal	5/1/06
FTs Made	4	Game 1 at SA	4/17/16	8	Game 5 at GSW	5/13/15
FTs Attempted	6	Game 1 at SA	4/17/16	10	Game 5 at GSW	5/13/15

* Most recent occurrence





PLAYOFF STATISTICS HISTORY BY HALF & QUARTER

SINGLE-HALF HIGHS

Record	Grizzlies	Game	Date	Opp	Game	Date
Points	62	Game 3 at Por (1st)	4/25/15	69	Game 4 vs SA (2nd)	4/24/16
Total Rebounds	28	(4) Game 5 vs Por (2nd) *	4/29/15	33	Game 1 at OKC (1st)	4/19/14
Assists	15	(3) Game 7 at OKC (1st) *	5/3/14	17	(2) Game 1 at GSW (1st) *	5/3/15
Turnovers	14	Game 2 at SA (2nd)	4/19/04	13	Game 3 vs OKC (1st)	4/26/14
Field Goal Pct	.618	Game 1 at SA (2nd)	4/17/11	.704	Game 4 vs Pho (2nd)	5/1/05
3 Pt FGs Made	7	Game 4 vs Pho (2nd)	5/1/05	10	Game 5 vs Por (2nd)	4/29/15

SINGLE-HALF LOWS

Record	Grizzlies	Game	Date	Opp	Game	Date
Points	30	Game 3 vs Dal (2nd)	4/29/06	29	Game 6 vs OKC (2nd)	5/13/11
Total Rebounds	6	Game 1 at Dal (1st)	4/23/06	9	Game 6 at LAC (2nd)	5/11/12
Assists	1	Game 5 vs LAC (2nd)	5/9/12	3	(2) Game 4 at Por (2nd) *	4/27/15
Turnovers	1	(3) Game 6 vs GSW (2nd) *	5/15/15	2	(2) Game 2 at OKC (2nd) *	4/21/14
Field Goal Pct	.250	Game 1 at OKC (1st)	4/19/14	.289	Game 6 vs OKC (2nd)	5/13/11
3 Pt FGs Made	0	(Many) Game 2 at SA (1st) *	4/19/16	0	(6) Game 5 vs SA (1st) *	5/27/13

SINGLE-QUARTER HIGHS

Record	Grizzlies	Game	Date	Opp	Game	Date
Points	38	Game 3 at Por (2nd)	4/25/15	39	(2) Game 4 vs Pho (1st) *	5/1/05
Total Rebounds	19	Game 5 vs Por (2nd)	4/29/15	18	(5) Game 4 vs Por (4th) *	4/27/15
Assists	10	(2) Game 7 at OKC (1st) *	5/3/14	13	Game 1 at Pho (1st)	4/24/05
Turnovers	11	Game 1 at SA (4th)	4/17/04	9	Game 5 at OKC (1st)	5/1/05
Field Goal Pct	.714	Game 5 vs LAC (1st)	5/9/12	.833	Game 4 vs Pho (3rd)	5/1/05
3 Pt FGs Made	5	Game 1 vs LAC (3rd)	4/29/12	7	Game 1 at Pho (1st)	4/24/05

SINGLE-QUARTER LOWS

Record	Grizzlies	Game	Date	Opp	Game	Date
Points	11	(2) Game 2 at SA (2nd) *	4/19/16	9	Game 2 at SA (4th)	5/21/13
Total Rebounds	3	(3) Game 1 at OKC (2nd) *	5/5/13	2	Game 2 at SA (3rd)	5/21/13
Assists	0	Game 5 vs LAC (3rd)	5/9/12	0	Game 1 at SA (2nd)	4/17/11
Turnovers	0	(Many times) Game 6 vs GSW (3rd) *	5/15/15	0	(7) Game 2 vs Por *	4/22/15
Field Goal Pct	.172	Game 1 at OKC (1st)	4/19/14	.186	Game 1 at OKC (3rd)	4/19/14
3 Pt FGs Made	0	(Many) Game 4 vs SA (3rd) *	4/24/16	0	(Many) Game 1 at SA (2nd) *	4/17/16

* Most recent occurrence

INDIVIDUAL PLAYOFF RECORDS

Series	Grizzlies	Player	Vs	Season	Opp	Player	Team	Season
Points	160	Zach Randolph	OKC	2011	209	Kevin Durant	OKC	2014
Points Per Game	22.9	Zach Randolph	OKC	2011	31.3	Dirk Nowitzki	DAL	2006
Total Rebounds	86	Zach Randolph	OKC	2011	68	Russell Westbrook	OKC	2014
Rebounds Per Game	12.3	Marc Gasol	SA	2011	12.5	Shawn Marion	PHO	2005
Offensive Rebounds	32	Zach Randolph	OKC	2011	23	Russell Westbrook	OKC	2014
Defensive Rebounds	54	(3) Marc Gasol *	GSW	2015	57	Kevin Durant	OKC	2011
Assists	55	Mike Conley	OKC	2014	56	Russell Westbrook	OKC	2014
Assists Per Game	8.3	Mike Conley	LAC	2013	11.3	Steve Nash	PHO	2005
Steals	14	(2) Mike Conley *	OKC	2014	19	Chris Paul	LAC	2012
Blocks	19	Marc Gasol	OKC	2011	19	Serge Ibaka	OKC	2011

Field Goal Pct (Min. 25 att.)	.660	Courtney Lee	POR	2015	.615	Robert Horry	SA	2004
3-Pt Field Goal Pct (Min. 10 att.)	.545	(2) Courtney Lee *	POR	2015	.769	Myers Leonard	POR	2015
Free Throw Pct (Min. 10 att.)	1.000	Jerryd Bayless	LAC	2013	1.000	Jamal Crawford	LAC	2013
FGs Made	52	Zach Randolph	OKC	2011	73	Kevin Durant	OKC	2014
FGs Attempted	128	Zach Randolph	OKC	2011	166	Kevin Durant	OKC	2014
3-Pt FGs Made	14	Mike Miller	OKC	2014	26	Stephen Curry	GSW	2015
3-Pt FGs Attempted	33	O.J. Mayo	OKC	2011	64	Stephen Curry	GSW	2015
FTs Made	55	Zach Randolph	OKC	2011	49	Kevin Durant	OKC	2011
FTs Attempted	67	Zach Randolph	OKC	2011	61	Kevin Durant	OKC	2011

Single Game	Grizzlies	Player	Date	Opp	Player	Date
Points	34	(2) Zach Randolph *	5/9/11 vs OKC	40	Russell Westbrook	5/9/11 vs OKC
Total Rebounds	21	(2) Marc Gasol *	5/9/11 vs OKC	15	Kevin Durant	5/5/13 at OKC
Offensive Rebounds	10	(2) Tony Allen *	4/26/14 vs OKC	8	(2) LaMarcus Aldridge *	4/27/15 at Por
Defensive Rebounds	15	Marc Gasol	4/27/11 at SA	15	Kevin Durant	5/5/13 at OKC
Assists	13	Mike Conley	4/27/13 vs LAC	18	Tony Parker	5/21/13 at SA
Steals	5	(3) Tony Allen *	5/9/15 vs GSW	6	Stephen Curry	5/13/15 at GSW
Turnovers	6	(2) Matt Barnes *	4/24/16 vs SA	7	(9) Draymond Green *	5/11/15 vs GSW
Blocks	6	Marc Gasol	5/13/13 vs OKC	6	Serge Ibaka	5/7/11 vs OKC

Field Goal Pct (Min. 6 att.)	.900	Marc Gasol (9/10)	4/17/11 at SA	1.000	Eric Bledsoe (7/7)	4/20/13 at LAC
3-Pt Pct (Min. 4 att.)	1.000	(2) Vince Carter (4/4)*	4/24/16 vs SA	1.000	Kevin Durant (5/5)	5/3/14 at OKC
Free Throw Pct (Min. 5 att.)	1.000	(Many) Courtney Lee (9/9)*	4/25/15 at Por	1.000	(Many) Kawhi Leonard (7/7) *	4/24/16 vs SA
FGs Made	13	Pau Gasol	4/27/05 at Pho	15	(2) Tony Parker *	5/27/13 vs SA
FGs Attempted	26	Pau Gasol	4/27/05 at Pho	34	LaMarcus Aldridge	4/19/15 vs Por
3-Pt FGs Made	6	(5) Nick Calathes *	4/27/15 at Por	8	Stephen Curry	5/15/15 vs GSW
3-Pt FGs Attempted	10	Mike Conley	5/13/13 vs OKC	13	(3) Stephen Curry *	5/15/15 vs GSW
FTs Made	16	Zach Randolph	5/9/11 vs OKC	18	Amar'e Stoudemire	4/27/05 at Pho
FTs Attempted	17	(2) Mike Conley *	5/3/13 vs LAC	22	Amar'e Stoudemire	4/27/05 at Pho

* Most recent occurrence





PLAYOFFS

GRIZZLIES ALL-TIME PLAYOFF INDIVIDUAL CAREER LEADERS

GAMES		POINTS		REBOUNDS		ASSISTS	
Tony Allen	56	Zach Randolph	979	Zach Randolph	540	Mike Conley	335
Zach Randolph	56	Marc Gasol	897	Marc Gasol	487	Marc Gasol	179
Marc Gasol	53	Mike Conley	777	Tony Allen	268	Zach Randolph	105
Mike Conley	50	Tony Allen	498	Mike Conley	185	Tony Allen	80
Darrell Arthur	28	Pau Gasol	240	Shane Battier	114	O.J. Mayo	46

GAMES STARTED		SCORING AVERAGE		REBOUND AVERAGE		ASSIST AVERAGE	
Zach Randolph	56	Pau Gasol	20.0	Zach Randolph	9.6	Mike Conley	6.7
Marc Gasol	53	Rudy Gay	19.0	Marc Gasol	9.2	Jason Williams	4.9
Mike Conley	50	Zach Randolph	17.5	Chris Andersen	7.8	Jordan Farmar	4.0
Tony Allen	47	Marc Gasol	16.9	Matt Barnes	7.3	Marc Gasol	3.4
Tayshaun Prince	21	Mike Conley	15.5	Rudy Gay	6.6	Chuck Atkins	3.0

FIELD GOALS MADE		FIELD GOAL ATTS		FREE THROWS MADE		FREE THROW ATTS	
Zach Randolph	372	Zach Randolph	861	Marc Gasol	259	Marc Gasol	328
Marc Gasol	319	Marc Gasol	711	Zach Randolph	232	Zach Randolph	316
Mike Conley	271	Mike Conley	673	Mike Conley	182	Mike Conley	232
Tony Allen	188	Tony Allen	433	Tony Allen	117	Tony Allen	162
Pau Gasol	96	Pau Gasol / O.J. Mayo	196	Pau Gasol	47	Pau Gasol	62

MINUTES		FIELD GOAL PCT		3-PT FG PCT		FREE THROW PCT	
Marc Gasol	2,104	Lorenzen Wright	.536	Quincy Pondexter	.456	Jerryd Bayless	.885
Zach Randolph	2,054	Lance Stephenson	.523	Mike Miller	.418	Courtney Lee	.878
Mike Conley	1,869	Quincy Pondexter	.518	Quincy Pondexter	.408	James Posey	.853
Tony Allen	1,545	Greivis Vasquez	.512	Jason Williams	.381	Jeff Green	.846
Shane Battier	656	Kosta Koufos	.511	James Posey	.381	Mike Miller	.840

3-PT FG MADE		3-PT FG ATTS		OFFENSIVE REBS		DEFENSIVE REBS	
Mike Conley	53	Mike Conley	183	Zach Randolph	193	Marc Gasol	373
Mike Miller	28	O.J. Mayo	73	Marc Gasol	114	Zach Randolph	347
O.J. Mayo	27	Mike Miller	67	Tony Allen	103	Tony Allen	165
Quincy Pondexter	26	Jerryd Bayless	59	Shane Battier	40	Mike Conley	157
Courtney Lee	20	Quincy Pondexter	57	Darrell Arthur / Mike Conley	28	Shane Battier	74

STEALS		STEALS PER GAME		BLOCKS		BLOCKS PER GAME	
Tony Allen	105	Tony Allen	1.88	Marc Gasol	99	Marc Gasol	1.87
Mike Conley	71	Xavier Munford	1.50	Tony Allen	31	Pau Gasol	1.50
Marc Gasol	51	Mike Conley	1.42	Zach Randolph	22	Stromile Swift	0.86
Zach Randolph	43	James Posey	1.38	Pau Gasol	18	Chris Andersen	0.75
O.J. Mayo	20	Rudy Gay	1.29	Darrell Arthur	16	Xavier Munford	0.75

MINUTES PER GAME		TURNOVERS		PERSONAL FOULS		DISQUALIFICATIONS	
Rudy Gay	39.9	Zach Randolph	109	Marc Gasol	182	O.J. Mayo	3
Marc Gasol	39.7	Mike Conley	107	Zach Randolph	182	Tony Allen	2
Mike Conley	37.4	Marc Gasol	85	Tony Allen	173	Marc Gasol	2
Zach Randolph	36.7	Tony Allen	84	Mike Conley	116	4 players	1
Pau Gasol	35.4	O.J. Mayo	35	Shane Battier	74		

MEMPHIS GRIZZLIES 2016 FIRST ROUND VS. SAN ANTONIO SPURS

PLAYER	G	GS	MIN	FIELD GOALS			3-POINT FG			FREE THROWS			REBOUNDS			AST	PF	DQ	STL	TO	BLK	PTS	AVG
				FG	FGA	PCT	FG	FGA	PCT	FT	FTA	PCT	OFF	DEF	TOT								
Randolph	4	4	120	23	62	.371	0	0	---	6	7	.857	15	20	35	7	10	0	1	7	0	52	13.0
Stephenson	4	0	95	23	44	.523	2	5	.400	4	5	.800	1	5	6	7	10	0	1	3	0	52	13.0
V. Carter	4	4	91	15	33	.455	7	10	.700	8	8	1.000	5	10	15	5	9	0	2	3	1	45	11.3
Barnes	4	4	139	16	46	.348	3	18	.167	8	10	.800	5	23	28	11	13	0	5	13	1	43	10.8
Allen	4	2	94	10	33	.303	1	7	.143	9	13	.692	6	5	11	3	11	0	5	6	2	30	7.5
Farmar	4	4	113	10	31	.323	4	12	.333	3	3	1.000	0	6	6	16	4	0	3	10	1	27	6.8
Ja. Green	4	0	72	12	22	.545	0	1	.000	3	6	.500	5	10	15	3	12	1	3	4	5	27	6.8
Munford	4	0	89	9	28	.321	1	8	.125	0	2	.000	1	8	9	10	8	0	6	5	3	19	4.8
Martin	2	0	46	3	8	.375	0	0	---	3	6	.500	4	3	7	1	4	0	3	3	0	9	4.5
Andersen	4	2	79	5	12	.417	0	0	---	5	8	.625	13	18	31	3	4	0	2	5	3	15	3.8
Hairston	2	0	22	2	6	.333	1	3	.333	0	2	.000	0	0	0	0	1	0	1	1	0	5	2.5
GRIZZLIES	4	--	960	128	325	.394	19	64	.297	49	70	.700	55	108	163	66	86	1	32	62	16	324	81.0
SPURS	4	--	960	148	304	.487	41	87	.471	75	91	.824	32	136	168	86	70	0	39	56	37	412	103.0

PLAYER	SINGLE-GAME HIGHS							AVERAGE PER GAME							CAREER HIGHS (C=SET, T=TIED THIS SERIES)						
	MIN	REB	AST	ST	TO	BL	PTS	MIN	REB	AST	STL	TO	BLK	PTS	FG	FGA	FT	FTA	REB	AST	PTS
Randolph	39	12	3	1	3	0	20	29.9	8.8	1.8	0.25	1.8	0.00	13.0	12	25	16	17	21	6	34
Stephenson	35	3	3	1	0	26	23.7	1.5	1.8	0.25	0.8	0.00	13.0	11C	19C	7	8	14	8	26C	
V. Carter	28	8	2	2	1	16	22.7	3.8	1.3	0.50	0.8	0.25	11.3	19	37	15	19	15	10	50	
Barnes	45	11	4	2	6	1	17	34.8	7.0	2.8	1.25	3.3	0.25	10.8	11	15T	7	8	11T	7	30
Allen	36	4	1	2	2	12	23.4	2.8	0.8	1.25	1.5	0.50	7.5	8	15	9	11	13	6	19	
Farmar	33	2	6	2	5	1	8	28.3	1.5	4.0	0.75	2.5	0.25	6.8	5	11T	6	8	5	7	14
Ja. Green	22	7	2	2	3	2	10	18.1	3.8	0.8	0.75	1.0	1.25	6.8	5C	7C	2T	2T	7C	2C	10C
Munford	28	4	4	3	2	7	22.3	2.3	2.5	1.50	1.3	0.75	4.8	3C	10C	0C	2C	4C	4C	7C	
Martin	23	4	1	2	2	0	5	23.1	3.5	0.5	1.50	1.5	0.00	4.5	2C	5C	2C	4C	4C	1C	5C
Andersen	24	13	2	1	2	1	7	19.7	7.8	0.8	0.50	1.3	0.75	3.8	7	9	7	9	14	2T	16
Hairston	12	0	0	1	1	0	5	11.1	0.0	0.0	0.50	0.5	0.00	2.5	2C	4C	0C	2C	0C	0C	5C
GRIZZLIES	240	48	18	14	17	5	95	240.0	40.8	16.5	8.00	15.5	4.00	81.0	45	111	39	47	60	30	123
OPPONENTS	240	44	24	13	19	12	116	240.0	42.0	21.5	9.75	14.0	9.25	103.0	43	95	42	50	58	29	133

SAN ANTONIO SPURS 2016 FIRST ROUND VS. MEMPHIS GRIZZLIES

PLAYER	G	GS	MIN	FIELD GOALS			3-POINT FG			FREE THROWS			REBOUNDS			AST	PF	DQ	STL	TO	BLK	PTS	AVG
				FG	FGA	PCT	FG	FGA	PCT	FT	FTA	PCT	OFF	DEF	TOT								
Leonard	4	4	126	29	55	.527	11	18	.611	17	18	.944	5	14	19	6	4	0	11	4	11	86	21.5
Aldridge	4	4	113	24	47	.511	0	0	---	10	11	.909	10	22	32	1	8	0	1	4	7	58	14.5
Mills	4	0	78	13	29	.448	10	23	.435	6	8	.750	0	5	5	7	2	0	4	4	0	42	10.5
Martin	2	0	29	7	10	.700	4	6	.667	2	3	.667	0	2	2	2	4	0	0	5	0	20	10.0
Parker	4	4	89	16	38	.421	1	6	.167	6	7	.857	0	4	4	19	6	0	2	9	0	39	9.8
Ginobili	4	0	76	8	18	.444	4	9	.444	8	10	.800	2	13	15	11	13	0	3	1	1	28	7.0
Diaw	4	0	82	11	24	.458	1	3	.333	2	2	1.000	0	8	8	8	13	5	0	1	3	25	6.3
West	4	0	72	10	18	.556	1	3	.333	4	7	.571	8	10	18	6	4	0	5	3	2	25	6.3
Marjanovic	3	0	23	6	9	.667	0	0	---	6	7	.857	0	6	6	1	5	0	0	1	0	18	6.0
Duncan	4	4	81	8	12	.667	0	0	---	7	9	.778	3	22	25	8	5	0	2	7	8	23	5.8
Green	4	4	83	8	20	.400	6	13	.462	0	0	---	0	14	14	2	3	0	7	4	3	22	5.5
Simmons	3	0	26	4	10	.400	2	3	.667	1	2	.500	3	1	4	2	4	0	2	1	0	11	3.7
Anderson	4	0	68	4	13	.308	1	2	.500	4	5	.800	1	14	15	5	6	0	1	3	2	13	3.3
Miller	2	0	15	0	1	.000	0	1	.000	2	2	1.000	0	1	1	3	1	0	0	0	0	2	1.0
SPURS	4	-	960	148	304	.487	41	87	.471	75	91	.824	32	136	168	86	70	0	39	56	37	412	103.0
GRIZZLIES	4	-	960	128	325	.394	19	64	.297	49	70	.700	55	108	163	66	86	1	32	62	16	324	81.0

PLAYER	SINGLE-GAME HIGHS							AVERAGE PER GAME							CAREER HIGHS (C=SET, T=TIED THIS SERIES)						
	MIN	REB	AST	ST	TO	BL	PTS	MIN	REB	AST	STL	TO	BLK	PTS	FG	FGA	FT	FTA	REB	AST	PTS
Leonard	42	7	4	4	2	5	32	31.4	4.8	1.5	2.75	1.0	2.75	21.5	13	22C	8	10	16	5	32T
Aldridge	33	10	1	1	2	4	17	28.2	8.0	0.3	0.25	1.0	1.75	14.5	18	34	10	13	18	5	46
Mills	20	4	2	2	2	0	16	19.5	1.3	1.8	1.00	1.0	0.00	10.5	8	17	6	6	5	4	18
Martin	17	1	1	0	4	0	10	14.6	1.0	1.0	0.00	2.50	0.00	10.0	8	17	10	10	8	3	26
Parker	24	2	7	1	3	0	16	22.3	1.0	4.8	0.50	2.3	0.00	9.8	18	29	13	16	10	18	43
Ginobili	27	7	5	1	1	1	11	18.9	3.8	2.8	0.75	0.3	0.25	7.0	11	24	15	17	11	11	39
Diaw	22	2	5	1	1	2	8	20.5	2.0	3.3	0.25	0.8	0.75	6.3	13	23	11	11	12	9	34
West	20	5	2	3	2	1	11	18.1	4.5	1.5	1.25	0.8	0.50	6.3	16	26	9	10	14	8	38
Marjanovic	10	3	1	0	1	0	8	7.7	2.0	0.3	0.00	0.3	0.00	6.0	3C	5C	4C	5C	3C	1C	8C
Duncan	26	11	4	1	2	3	7	20.2	6.3	2.0	0.50	1.8	2.00	5.8	16	30	19	23	25	11	41
Green	25	5	2	3	2	3	11	20.8	3.5	0.5	1.75	1.0	0.75	5.5	9	15	3	4	9	4	27
Simmons	15	3	1	1	1	0	8	8.5	1.3	0.7	0.67	0.3	0.00	3.7	3C	6C	1C	2C	3C	1C	8C
Anderson	21	7	3	1	1	1	5	17.0	3.8	1.3	0.25	0.8	0.50	3.3	2C	6C	4C	4C	7C	3C	5C
Miller	9	1	2	0	0	0	2	7.5	0.5	1.5	0.00	0.0	0.00	1.0	12	24	10	12	11	9	31
SPURS	240	44	24	13	19	12	116	240.0	42.0	21.5	9.75	14.0	9.25	103.0	67	124	39	54	75	51	152
OPPONENTS	240	48	18	14	17	5	95	240.0	40.8	16.5	8.00	15.5	4.00	81.0	58	111	49	51	65	40	141



PLAYOFFS

MEMPHIS GRIZZLIES 2015 FIRST ROUND VS. PORTLAND TRAIL BLAZERS

PLAYER	G	GS	MIN	FIELD GOALS			3-POINT FG			FREE THROWS			REBOUNDS			AST	PF	DQ	STL	TO	BLK	PTS	AVG
				FG	FGA	PCT	FG	FGA	PCT	FT	FTA	PCT	OFF	DEF	TOT								
Gasol	5	5	192	33	79	.418	0	1	.000	36	42	.857	6	40	46	25	12	0	2	6	12	102	20.4
Lee	5	5	168	31	47	.660	6	11	.545	18	19	.947	1	12	13	7	11	0	6	4	0	86	17.2
Conley	3	3	79	18	36	.500	3	8	.375	9	10	.900	0	5	5	11	1	0	3	4	0	48	16.0
Randolph	5	5	176	30	86	.349	0	3	.000	10	12	.833	13	29	42	9	18	0	2	8	0	70	14.0
Udrih	4	0	82	19	39	.487	2	7	.286	7	8	.875	4	8	12	12	7	0	0	1	0	47	11.8
Je. Green	5	1	126	14	52	.269	2	7	.286	16	18	.889	3	25	28	8	10	0	2	5	4	46	9.2
Calathes	5	2	83	12	30	.400	6	11	.545	3	6	.500	1	10	11	10	11	0	4	6	1	33	6.6
Allen	5	4	150	11	19	.579	1	3	.333	5	7	.714	7	27	34	8	15	0	12	4	8	28	5.6
Carter	5	0	76	11	25	.440	3	11	.273	2	2	1.000	5	11	16	3	5	0	2	0	2	27	5.4
Koufos	5	0	62	7	12	.583	0	0	---	2	3	.667	8	7	15	1	9	0	2	0	4	16	3.2
Adams	1	0	1	0	0	---	0	0	---	0	0	---	0	0	0	0	0	0	1	0	0	0	0.0
Ja. Green	1	0	1	0	0	---	0	0	---	0	0	---	0	0	0	0	0	0	0	0	0	0	0.0
Leuer	2	0	4	0	0	---	0	0	---	0	0	---	0	1	1	0	1	0	0	0	0	0	0.0
GRIZZLIES	5	--	1200	186	425	.438	23	62	.371	108	127	.850	48	175	223	94	100	0	36	41	31	503	100.6
TRAIL BLAZERS	5	--	1200	167	418	.400	46	131	.351	89	108	.824	50	171	221	83	103	3	17	58	26	469	93.8

PLAYER	SINGLE-GAME HIGHS							AVERAGE PER GAME							CAREER HIGHS (C=SET, T=TIED THIS SERIES)						
	MIN	REB	AST	ST	TO	BL	PTS	MIN	REB	AST	STL	TO	BLK	PTS	FG	FGA	FT	FTA	REB	AST	PTS
Gasol	41	14	7	1	3	3	26	38.3	9.2	5.0	0.40	1.2	2.40	20.4	11	23	13C	14C	21	7T	26T
Lee	37	5	2	3	2	0	20	33.5	2.6	1.4	1.20	0.8	0.00	17.2	10	17	9C	9C	5C	5	24
Conley	29	3	6	1	2	0	18	26.4	1.7	3.7	1.00	1.3	0.00	16.0	11	22	12	17	10	13	28
Randolph	39	11	4	1	3	0	16	35.2	8.4	1.8	0.40	1.6	0.00	14.0	12	25	16	17	21	6	34
Udrih	24	7	7	0	1	0	20	20.5	3.0	3.0	0.00	0.3	0.00	11.8	9C	14C	4	4	7C	7C	20C
Je. Green	28	7	3	1	2	2	11	25.3	5.6	1.6	0.40	1.0	0.80	9.2	9	22	11	14	9	4	26
Calathes	29	4	4	3	3	1	13	16.6	2.2	2.0	0.80	1.2	0.20	6.6	4C	10C	3C	6C	4C	13C	20C
Allen	36	10	4	5	1	3	8	29.9	6.8	1.6	2.40	0.8	1.60	5.6	8	15	9	11	13	6	19
Carter	22	5	1	1	0	1	9	15.2	3.2	0.6	0.40	0.0	0.40	5.4	19	37	15	19	15	10	50
Koufos	16	7	1	1	0	3	5	12.5	3.0	0.2	0.40	0.0	0.80	3.2	4	7	2	2T	8	2	8
Adams	1	0	0	1	0	0	0	1.4	0.0	0.0	1.00	0.0	0.00	0.0	1	1	1	2	1	0T	3
Ja. Green	1	0	0	0	0	0	0	1.4	0.0	0.0	0.00	0.0	0.00	0.0	0T	2	2	2	1	0T	2
Leuer	2	1	0	0	0	0	0	1.8	0.5	0.0	0.00	0.0	0.00	0.0	3	5	2	2	7	1	9
GRIZZLIES	240	56	21	10	11	9	115	240.0	44.6	18.8	7.20	8.2	6.20	100.6	45	111	39C	47	60	30	123
OPPONENTS	240	56	23	5	14	8	109	240.0	44.2	16.6	3.40	11.6	5.20	93.8	43	95T	42	50	58	29	133

PORTLAND TRAIL BLAZERS 2015 FIRST ROUND VS. MEMPHIS GRIZZLIES

PLAYER	G	GS	MIN	FIELD GOALS			3-POINT FG			FREE THROWS			REBOUNDS			AST	PF	DQ	STL	TO	BLK	PTS	AVG
				FG	FGA	PCT	FG	FGA	PCT	FT	FTA	PCT	OFF	DEF	TOT								
Aldridge	5	5	208	37	112	.330	3	11	.273	32	36	.889	21	35	56	9	16	1	2	8	12	109	21.8
Lillard	5	5	201	39	96	.406	5	31	.161	25	32	.781	2	18	20	23	15	0	2	12	3	108	21.6
McCollum	5	1	166	32	67	.478	11	23	.478	10	13	.769	1	19	20	2	13	0	6	6	1	85	17.0
Batum	5	5	209	24	70	.343	13	39	.333	10	13	.769	6	37	43	26	11	0	1	12	1	71	14.2
Leonard	5	0	106	14	21	.667	10	13	.769	1	2	.500	6	27	33	5	17	1	2	3	2	39	7.8
Lopez	5	5	117	9	15	.600	0	0	---	8	8	1.000	9	12	23	3	15	0	1	5	5	26	5.2
Crabbe	2	1	39	4	5	.800	2	2	1.000	0	0	---	0	3	3	1	1	0	2	1	1	10	5.0
Kaman	3	0	37	4	8	.500	0	0	---	1	1	1.000	5	9	14	3	5	0	0	3	0	9	3.0
Afflalo	3	3	60	2	12	.167	1	4	.250	0	1	.000	0	7	7	2	6	1	0	3	0	5	1.7
Blake	5	0	43	2	11	.182	1	8	.125	2	2	1.000	0	1	1	8	4	0	0	2	1	7	1.4
Frazier	2	0	3	0	1	.000	0	0	---	0	0	---	0	0	0	0	0	0	0	1	0	0	0.0
Freeland	2	0	7	0	0	---	0	0	---	0	0	---	0	1	1	0	0	0	1	0	0	0	0.0
Gee	1	0	3	0	0	---	0	0	---	0	0	---	0	1	1	1	0	0	0	0	0	0	0.0
TRAIL BLAZERS	5	--	1200	167	418	.400	46	131	.351	89	108	.824	50	171	221	83	103	3	17	58	26	469	93.8
GRIZZLIES	5	--	1200	186	425	.438	23	62	.371	108	127	.850	48	175	223	94	100	0	36	41	31	503	100.6

PLAYER	SINGLE-GAME HIGHS							AVERAGE PER GAME							CAREER HIGHS (C=SET, T=TIED THIS SERIES)						
	MIN	REB	AST	ST	TO	BL	PTS	MIN	REB	AST	STL	TO	BLK	PTS	FG	FGA	FT	FTA	REB	AST	PTS
Aldridge	45	14	5	2	4	32	41.7	11.2	1.8	0.40	1.6	2.40	21.8	18	34C	10	13	18	5C	46	46
Lillard	42	8	9	1	6	1	32	40.2	4.0	4.6	0.40	2.4	0.60	21.6	12C	23C	10	12	9	11	32C
McCollum	39	5	2	2	3	1	33	33.2	4.0	0.4	1.20	1.2	0.20	17.0	12C	20C	8C	9C	5C	2C	33C
Batum	43	13	7	1	4	1	27	41.7	8.6	5.2	0.20	2.4	0.20	14.0	11	23	4T	6C	14	8	27C
Leonard	35	13	2	1	2	2	13	21.3	6.6	1.0	0.40	0.6	0.40	7.8	5C	6C	1C	2C	13C	2C	13C
Lopez	31	6	1	1	2	3	10	23.4	4.4	0.6	0.20	1.0	1.00	5.2	8	14	6	7	13C	3	20
Crabbe	23	2	1	2	1	1	7	19.3	1.5	0.5	1.00	0.5	0.50	5.0	3C	3C	0C	0C	2C	1C	7C
Kaman	17	6	2	0	2	0	7	12.4	4.7	1.0	0.00	1.0	0.00	3.0	7	12	5	5	16	2T	15
Afflalo	27	6	1	0	2	0	5	20.0	2.3	0.7	0.00	1.0	0.00	1.7	8	19	4	4	6T	7	19
Blake	9	1	4	0	1	1	5	8.5	0.2	1.6	0.00	0.4	0.20	1.4	7	15	3	4	8	10	19
Frazier	3	0	0	0	1	0	0	1.7	0.0	0.0	0.00	0.5	0.00	0.0	0C	1C	0C	0C	0C	0C	0C
Freeland	4	1	0	1	0	0	0	3.7	0.5	0.0	0.50	0.0	0.00	0.0	0T	2	1	2	2	1	1
Gee	3	1	1	0	0	0	0	3.0	1.0	1.0	0.00	0.0	0.00	0.0	0C	0C	0C	0C	1C	1C	0C
TRAIL BLAZERS	240	56	23	5	14	8	109	240.0	44.2	16.6	3.40	11.6	5.20	93.8	57	107	43	53	62	37	153
OPPONENTS	240	56	21	10	11	9	115	240.0	44.6	18.8	7.20	8.2	6.20	100.6	54	115	48	55	71	38	151

PLAYOFFS



MEMPHIS GRIZZLIES 2015 WESTERN CONFERENCE SEMIFINALS VS. GOLDEN STATE WARRIORS

PLAYER	G	GS	MIN	FIELD GOALS			3-POINT FG			FREE THROWS	
--------	---	----	-----	-------------	--	--	------------	--	--	-------------	--



PLAYOFFS

MEMPHIS GRIZZLIES 2014 FIRST ROUND VS. OKLAHOMA CITY THUNDER

PLAYER	G	GS	MIN	FIELD GOALS			3-POINT FG			FREE THROWS			REBOUNDS			AST	PF	DQ	STL	TO	BLK	PTS	AVG
				FG	FGA	PCT	FG	FGA	PCT	FT	FTA	PCT	OFF	DEF	TOT								
Randolph	6	6	234	42	104	.404	0	1	.000	25	41	.610	17	35	52	14	13	0	5	10	1	109	18.2
Gasol	7	7	299	47	116	.405	0	1	.000	27	34	.794	13	41	54	31	27	1	12	12	6	121	17.3
Conley	7	7	267	44	102	.431	3	27	.111	20	26	.769	5	27	32	55	14	0	14	15	1	111	15.9
Allen	7	1	230	35	72	.486	0	7	.000	16	21	.762	23	31	54	9	23	0	12	12	1	86	12.3
Lee	7	7	224	25	60	.417	6	19	.316	14	18	.778	3	11	14	12	20	0	5	6	2	70	10.0
Udrih	7	0	115	21	45	.467	4	12	.333	9	13	.692	2	10	12	12	11	0	3	9	0	55	7.9
Miller	7	1	173	15	42	.357	14	29	.483	7	9	.778	2	24	26	9	16	0	6	5	0	51	7.3
Johnson	3	0	28	5	15	.333	2	5	.400	7	10	.700	4	2	6	0	3	0	1	0	0	19	6.3
Leuer	3	0	23	3	7	.429	1	2	.500	2	2	1.000	2	6	8	2	2	0	1	0	0	9	3.0
Prince	7	6	113	10	26	.385	1	4	.250	0	0	---	4	6	10	6	8	0	1	1	0	21	3.0
Koufos	7	0	45	7	16	.438	0	0	---	4	4	1.000	7	8	15	2	7	0	2	3	3	18	2.6
Davis	7	0	25	3	10	.300	0	0	---	0	1	.000	8	7	15	0	2	0	1	2	3	6	0.9
Franklin	2	0	4	0	2	.000	0	0	---	1	2	.500	0	1	1	0	0	0	0	0	0	1	0.5
GRIZZLIES	7	--	1780	257	617	.417	31	107	.290	132	181	.729	90	209	299	152	146	1	63	78	17	677	96.7
THUNDER	7	--	1780	253	582	.435	56	173	.324	153	181	.845	94	243	337	130	161	1	42	109	53	715	102.1

PLAYER	SINGLE-GAME HIGHS							AVERAGE PER GAME							CAREER HIGHS (G=SET, T=TIED THIS SERIES)						
	MIN	REB	AST	ST	TO	BLK	PTS	MIN	REB	AST	STL	TO	BLK	PTS	FG	FGA	FT	FTA	REB	AST	PTS
Randolph	45	11	6	3	3	1	25	39.1	8.7	2.3	0.83	1.7	0.17	18.2	12	25	16	17	21	6T	34
Gasol	49	15	7	4	4	2	24	42.8	7.7	4.4	1.71	1.7	0.86	17.3	11	21C	10C	12	21	7T	26
Conley	48	7	12	4	4	1	20	38.1	4.6	7.9	2.00	2.1	0.14	15.9	11	22	12	17	10	13	28
Allen	36	13	3	4	3	1	16	32.9	7.7	1.3	1.71	1.7	0.14	12.3	8C	15C	9	11	13C	6	19
Lee	42	4	4	2	2	1	16	32.0	2.0	1.7	0.71	0.9	0.29	10.0	10	17	4T	5C	4T	5	24
Udrih	20	4	3	1	3	0	14	16.4	1.7	1.7	0.43	1.3	0.00	7.9	6C	10	4	4T	4C	4	14C
Miller	31	6	3	3	3	0	21	24.7	3.7	1.3	0.86	0.7	0.00	7.3	9	18	5	5	9	5	23
Johnson	18	5	0	1	0	0	15	9.3	2.0	0.0	0.33	0.0	0.00	6.3	4C	11C	6C	8C	5C	1	15C
Leuer	19	7	1	1	0	0	9	7.5	2.7	0.7	0.33	0.0	0.00	3.0	3C	5C	2C	2C	7C	1C	9C
Prince	24	3	2	1	1	0	7	16.1	1.4	0.9	0.14	0.1	0.00	3.0	11	20	7	8	12	9	29
Koufos	17	5	2	1	1	1	6	6.5	2.1	0.3	0.29	0.4	0.43	2.6	3T	7	2T	2T	7	2C	6T
Davis	9	6	0	1	1	2	2	3.6	2.1	0.0	0.14	0.3	0.43	0.9	3	5C	3	4	6T	0T	6
Franklin	3	1	0	0	0	0	1	2.1	0.5	0.0	0.00	0.0	0.00	0.5	0C	2C	1C	2C	1C	0C	1C
GRIZZLIES	265	50	30	13	15	4	111	254.3	42.7	21.7	9.00	11.1	2.43	96.7	45	111	38	47	60	30C	123
OPPONENTS	265	58	24	9	21	11	120	254.3	48.1	18.6	6.00	15.6	7.57	102.1	43	95	42	50	58C	29	133

OKLAHOMA CITY THUNDER 2014 FIRST ROUND VS. MEMPHIS GRIZZLIES

PLAYER	G	GS	MIN	FIELD GOALS			3-POINT FG			FREE THROWS			REBOUNDS			AST	PF	DQ	STL	TO	BLK	PTS	AVG
				FG	FGA	PCT	FG	FGA	PCT	FT	FTA	PCT	OFF	DEF	TOT								
Durant	7	7	324	73	166	.440	17	53	.321	46	60	.767	12	55	67	24	14	0	6	28	11	209	29.9
Westbrook	7	7	285	63	165	.382	10	42	.238	43	50	.860	23	45	68	56	20	0	11	34	4	179	25.6
Ibaka	7	7	263	39	65	.600	2	6	.333	11	12	.917	20	42	62	4	22	0	6	7	18	91	13.0
Jackson	7	0	188	27	57	.474	10	21	.476	21	22	.955	7	27	34	15	16	0	1	15	4	85	12.1
Butler	7	2	196	16	47	.340	11	27	.407	12	14	.857	4	19	23	7	13	0	4	4	0	55	7.9
Perkins	7	7	156	12	17	.706	0	0	---	5	6	.833	13	25	38	5	28	1	2	10	2	29	4.1
Sefolosha	5	5	97	6	18	.333	2	7	.286	3	3	1.000	5	9	14	6	5	0	5	3	0	17	3.4
Collison	6	0	80	5	11	.455	1	1	1.000	1	2	.500	7	9	16	6	14	0	0	1	4	12	2.0
Adams	6	0	67	4	6	.667	0	0	---	2	3	.667	1	5	6	0	16	0	0	4	10	10	1.7
Jones	3	0	4	0	0	---	0	0	---	0	0	---	0	1	1	0	0	0	0	0	0	0	0.0
Lamb	3	0	7	0	2	.000	0	1	.000	0	0	---	0	1	1	1	1	0	0	0	0	0	0.0
Thabeet	1	0	4	0	0	---	0	0	---	0	0	---	0	0	0	0	3	0	0	0	0	0	0.0
THUNDER	7	--	1780	253	582	.435	56	173	.324	153	181	.845	94	243	337	130	161	1	42	109	53	715	102.1
GRIZZLIES	7	--	1780	257	617	.417	31	107	.290	132	181	.729	90	209	299	152	146	1	63	78	17	677	96.7

PLAYER	SINGLE-GAME HIGHS							AVERAGE PER GAME							CAREER HIGHS (G=SET, T=TIED THIS SERIES)						
	MIN	REB	AST	ST	TO	BLK	PTS	MIN	REB	AST	STL	TO	BLK	PTS	FG	FGA	FT	FTA	REB	AST	PTS
Durant	52	13	7	2	6	5	36	46.3	9.6	3.4	0.86	4.0	1.57	29.9	14	30	18	19	19	9	41
Westbrook	48	13	16	3	7	1	30	40.7	9.7	8.0	1.57	4.9	0.57	25.6	20	33	17	18	13C	16C	43
Ibaka	47	14	1	2	2	5	17	37.6	8.9	0.6	0.86	1.0	2.57	13.0	11	17	10	10	16	3	26
Jackson	39	9	4	1	5	1	32	26.9	4.9	2.1	0.14	2.1	0.57	12.1	11C	18	8C	8C	10	8	32C
Butler	41	5	3	2	2	0	15	28.0	3.3	1.0	0.57	0.6	0.00	7.9	12	24	8T	10	20	5	35
Perkins	34	9	2	1	3	1	7	22.3	5.4	0.7	0.29	1.4	0.29	4.1	8	13	6	9	19	4	18
Sefolosha	32	7	3	2	2	0	7	19.4	2.8	1.2	1.00	0.6	0.00	3.4	7	16	5	8	9	6	19
Collison	19	5	3	0	1	2	3	13.4	2.7	1.0	0.00	0.2	0.67	2.0	6	9	4	7	12	4	15
Adams	25	3	0	0	2	5	8	11.1	1.0	0.0	0.00	0.7	1.67	1.7	5	7	3	7	11	1	10
Jones	3	1	0	0	0	0	0	1.4	0.3	0.0	0.00	0.0	0.00	0.0	3	6	0T	0T	4	1	8
Lamb	3	1	1	0	0	0	0	2.2	0.3	0.3	0.00	0.0	0.00	0.0	6	8	2	2	6	2	13
Thabeet	4	0	0	0	0	0	0	4.1	0.0	0.0	0.00	0.0	0.00	0.0	1	1	0T	0T	3	0T	2
THUNDER	265	58	24	9	21	11	120	254.3	48.1	18.6	6.00	15.6	7.57	102.1	52	107	47	62	71	38	133
OPPONENTS	265	50	30	13	15	4	111	254.3	42.7	21.7	9.00	11.1	2.43	96.7	59	114	57	64	69	36	151

PLAYOFFS



MEMPHIS GRIZZLIES 2013 FIRST ROUND VS. LOS ANGELES CLIPPERS

PLAYER	G	GS	MIN	FIELD GOALS			3-POINT FG			FREE THROWS			REBOUNDS			AST	PF	DQ	STL	TO	BLK	PTS	AVG
				FG	FGA	PCT	FG	FGA	PCT	FT	FTA	PCT	OFF	DEF	TOT								
Randolph	6	6	202	50	88	.568	0	0	---	25	34	.735	20	28	48	10	27	0	5	15	1	125	20.8
Conley	6	6	217	29	71	.408	6	21	.286	40	53	.755	4	17	21	50	17	0	7	10	3	104	17.3
Gasol	6	6	234	35	75	.467	0	0	---	34	43	.791	7	38	45	20	22	0	7	4	10	104	17.3
Allen	6	6	177	24	50	.480	2	4	.500	22	29	.759	14	25	39	13	17	0	13	8	4	72	12.0
Bayless	6	0	97	18	47	.383	7	22	.318	10	101	.000	0	5	5	9	12	0	2	10	0	53	8.8
Prince	6	6	213	21	52	.404	3	9	.333	6	11	.545	2	23	25	15	6	0	5	2	0	51	8.5
Pondexter	6	0	127	12	30	.400	5	15	.333	10	15	.667	6	7	13	3	9	0	5	3	1	39	6.5
Arthur	6	0	75	11	20	.550	0	1	.000	4	5	.800	7	11	18	2	18	0	0	1	1	26	4.3
Dooling	5	0	54	5	13	.385	3	7	.429	2	21	.000	0	3	3	4	11	0	0	3	0	15	3.0
Wroten	3	0	6	1	3	.333	0	1	.000	4	41	.000	0	2	2	1	0	0	0	1	0	6	2.0
Davis	5	0	29	3	7	.429	0	0	---	0	0	---	2	6	8	0	3	0	0	2	0	6	1.2
Daye	2	0	6	0	1	.000	0	0	---	0	0	---	0	0	0	0	0	0	0	0	1	0	0.0
Leuer	2	0	3	0	0	---	0	0	---	0	0	---	0	0	0	0	1	0	0	0	0	0	0.0
GRIZZLIES	6	--	1440	209	457	.457	26	80	.325	157	206	.762	62	165	227	127	143	0	39	62	25	601	100.2
CLIPPERS	6	--	1440	211	452	.467	35	115	.304	111	142	.782	53	170	223	108	167	1	31	80	34	568	94.7



PLAYOFFS

MEMPHIS GRIZZLIES 2013 WESTERN CONFERENCE SEMIFINALS VS. OKLAHOMA CITY THUNDER

PLAYER	G	GS	MIN	FIELD GOALS			3-POINT FG			FREE THROWS			REBOUNDS			AST	PF	DQ	STL	TO	BLK	PTS	AVG
				FG	FGA	PCT	FG	FGA	PCT	FT	FTA	PCT	OFF	DEF	TOT								
Gasol	5	5	210	35	72	.486	0	0	---	27	34	.794	9	33	42	12	14	0	7	7	15	97	19.4
Randolph	5	5	198	33	74	.446	0	1	.000	26	36	.722	16	38	54	11	14	0	3	8	2	92	18.4
Conley	5	5	206	31	85	.365	8	28	.286	20	23	.870	5	28	33	34	10	0	11	11	1	90	18.0
Allen	5	5	140	18	43	.419	0	3	.000	14	19	.737	11	14	25	5	19	0	12	6	0	50	10.0
Bayless	5	0	113	15	44	.341	7	21	.333	8	10	.800	1	15	16	9	13	0	1	3	1	45	9.0
Pondexter	5	0	101	12	23	.522	7	13	.538	2	5	.400	1	11	12	4	11	0	2	3	1	33	6.6
Prince	5	5	157	13	44	.295	1	7	.143	4	6	.667	6	18	24	11	9	0	1	6	0	31	6.2
Arthur	5	0	55	6	15	.400	0	1	.000	4	4	1.000	1	7	8	0	8	0	1	3	1	16	3.2
Daye	1	0	5	1	2	.500	0	0	---	1	1	1.000	0	0	0	0	2	0	0	0	0	3	3.0
Davis	1	0	3	1	1	1.000	0	0	---	0	0	---	0	0	0	0	1	0	0	0	0	2	2.0
Wroten	1	0	6	1	3	.333	0	0	---	0	0	---	0	1	1	1	1	0	1	1	0	2	2.0
Dooling	5	0	31	1	6	.167	1	5	.200	4	4	1.000	0	0	0	0	2	0	0	0	0	7	1.4
GRIZZLIES	5	--	1225	167	412	.405	24	79	.304	110	142	.775	50	165	215	87	104	0	39	52	21	468	93.6
THUNDER	5	--	1225	160	402	.398	34	102	.333	94	114	.825	50	167	217	78	126	3	19	73	33	448	89.6

PLAYER	SINGLE-GAME HIGHS							AVERAGE PER GAME							CAREER HIGHS (G=SET, T=TIED THIS SERIES)						
	MIN	REB	AST	ST	TO	BL	PTS	MIN	REB	AST	STL	TO	BLK	PTS	FG	FGA	FT	FTA	REB	AST	PTS
Gasol	48	11	5	3	2	6	24	41.9	8.4	2.4	1.40	1.4	3.00	19.4	11	20	9	12	21	7	26
Randolph	43	14	3	2	3	1	28	39.6	10.8	2.2	0.60	1.6	0.40	18.4	12	25	16	17	21	6	34
Conley	49	10	11	4	4	1	26	41.3	6.6	6.8	2.20	2.2	0.20	18.0	11C	22C	12	17	10C	13	28
Allen	34	7	2	5	2	0	14	28.0	5.0	1.0	2.40	1.2	0.00	10.0	7	13T	9	11	10	6	19
Bayless	27	4	3	1	2	1	11	22.6	3.2	1.8	0.20	0.6	0.20	9.0	7	18	6	9	11	7	19
Pondexter	27	5	3	2	2	1	13	20.2	2.4	0.8	0.40	0.6	0.20	6.6	7	13	5	7	9	3C	22
Prince	35	6	5	1	2	0	9	31.4	4.8	2.2	0.20	1.2	0.00	6.2	11	20	7	8	12	9	29
Arthur	16	3	0	1	3	1	6	11.0	1.6	0.0	0.20	0.6	0.20	3.2	7	10	3	4	6	2	14
Daye	5	0	0	0	0	0	3	4.9	0.0	0.0	0.00	0.0	0.00	3.0	2	5	1C	1C	1	0T	4
Davis	3	0	0	0	0	0	2	3.1	0.0	0.0	0.00	0.0	0.00	2.0	3	4	3	4	6	0T	6
Wroten	6	1	1	1	1	0	2	5.7	1.0	1.0	1.00	1.0	0.00	2.0	1T	4	2	2	2	1T	4
Dooling	10	0	0	0	0	0	5	6.3	0.0	0.0	0.00	0.0	0.00	1.4	6	10	5	6	4	4	15
GRIZZLIES	265	46	22	13	12	7	103	245.0	43.0	17.4	7.80	10.4	4.20	93.6	45	111	38	47	60	27	123
OPPONENTS	265	51	19	7	21	10	97	245.0	43.4	15.6	3.80	14.6	6.60	89.6	43	95	42	50	54	29	133

OKLAHOMA CITY THUNDER 2013 WESTERN CONFERENCE SEMIFINALS VS. MEMPHIS GRIZZLIES

PLAYER	G	GS	MIN	FIELD GOALS			3-POINT FG			FREE THROWS			REBOUNDS			AST	PF	DQ	STL	TO	BLK	PTS	AVG
				FG	FGA	PCT	FG	FGA	PCT	FT	FTA	PCT	OFF	DEF	TOT								
Durant	5	5	228	48	114	.421	10	28	.357	38	49	.776	2	50	52	33	9	0	6	22	6	144	28.8
Martin	5	0	150	25	60	.417	5	14	.357	17	18	.944	1	17	18	4	7	0	1	4	2	72	14.4
Jackson	5	5	188	27	54	.500	3	14	.214	12	13	.923	2	29	31	19	16	0	2	9	2	69	13.8
Ibaka	5	5	178	26	69	.377	3	6	.500	8	11	.727	17	25	42	2	22	1	0	4	16	63	12.6
Fisher	5	0	134	16	40	.400	11	28	.393	4	6	.667	0	8	8	4	15	0	3	5	0	47	9.4
Sefolosha	5	5	108	7	22	.318	2	10	.200	7	9	.778	6	11	17	7	5	0	3	4	0	23	4.6
Collison	5	0	88	7	17	.412	0	0	---	4	4	1.000	11	9	20	5	26	2	2	10	4	18	3.6
Perkins	5	5	117	4	24	.167	0	1	.000	4	4	1.000	10	11	21	4	18	0	2	10	3	12	2.4
Liggins	2	0	13	0	1	.000	0	1	.000	0	0	---	0	2	2	0	2	0	0	0	0	0	0.0
Thabeet	3	0	21	0	1	.000	0	0	---	0	0	---	1	5	6	0	6	0	0	1	0	0	0.0
THUNDER	5	--	1225	160	402	.398	34	102	.333	94	114	.825	50	167	217	78	126	3	19	73	33	448	89.6
GRIZZLIES	5	--	1225	167	412	.405	24	79	.304	110	142	.775	50	165	215	87	104	0	39	52	21	468	93.6

PLAYER	SINGLE-GAME HIGHS							AVERAGE PER GAME							CAREER HIGHS (G=SET, T=TIED THIS SERIES)						
	MIN	REB	AST	ST	TO	BL	PTS	MIN	REB	AST	STL	TO	BLK	PTS	FG	FGA	FT	FTA	REB	AST	PTS
Durant	48	15	9	3	7	2	36	45.7	10.4	6.6	1.20	4.4	1.20	28.8	14	30	18	19	19	9T	41
Martin	33	7	1	1	1	1	25	30.0	3.6	0.8	0.20	0.8	0.40	14.4	8C	17C	10	10	8	3	26
Jackson	48	10	8	2	4	1	16	37.6	6.2	3.8	0.40	1.8	0.40	13.8	7T	18	6	6	10C	8T	20
Ibaka	38	14	1	0	1	4	17	35.6	8.4	0.4	0.00	0.8	3.20	12.6	11	17C	10	16	2	2	26
Fisher	31	5	3	1	2	0	19	26.8	1.6	0.8	0.60	1.0	0.00	9.4	11	14	9	11	8	10	28
Sefolosha	29	5	3	1	2	0	7	21.6	3.4	1.4	0.60	0.8	0.00	4.6	7	16	5	8	9	6	19
Collison	22	8	2	1	3	4	10	17.7	4.0	1.0	0.40	2.0	0.80	3.6	6	9	4C	7	12	4	15
Perkins	34	7	3	1	3	2	4	23.3	4.2	0.8	0.40	2.0	0.60	2.4	8	13	6	9	19	4	18
Liggins	8	2	0	0	0	0	0	6.3	1.0	0.0	0.00	0.0	0.00	0.0	1	4	1	4	5	1	3
Thabeet	13	3	0	0	1	0	0	7.0	2.0	0.0	0.00	0.3	0.00	0.0	1	1T	0T	0T	3C	0T	2
THUNDER	265	51	19	7	21	10	97	245.0	43.4	15.6	3.80	14.6	6.60	89.6	52	107	47	62	71	38	133
OPPONENTS	265	46	22	13	12	7	103	245.0	43.0	17.4	7.80	10.4	4.20	93.6	59	114	57	64	69	36	151

PLAYOFFS



MEMPHIS GRIZZLIES 2013 WESTERN CONFERENCE FINALS VS. SAN ANTONIO SPURS

PLAYER	G	GS	MIN	FIELD GOALS			3-POINT FG			FREE THROWS			REBOUNDS			AST	PF	DQ	STL	TO	BLK	PTS	AVG
				FG	FGA	PCT	FG	FGA	PCT	FT	FTA	PCT	OFF	DEF	TOT								
Conley	4	4	151	23	60	.383	4	15	.267	11	17	.647	3	14	17	23	7	0	8	13	1	61	15.3
Pondexter	4	0	129	22	41	.537	12	25	.480	5	8	.625	2	11	13	4	11	1	4	3	0	61	15.3
Gasol	4	4	166	23	58	.397	0	0	---	11	13	.846	9	31	40	16	17	0	4	7	8	57	14.3
Randolph	4	4	155	16	53	.302	0	0	---	12	24	.500	23	25	48	3	11	0	2	8	4	44	11.0
Bayless	4	0	109	16	46	.348	4	16	.250	5	6	.833	0	9	9	14	10	0	4	3	4	41	10.3
Allen	4	4	105	12	32	.375	0	1	.000	8	10	.800	12	15	27	9	12	0	5	5	1	32	8.0
Prince	4	4	84	9	25	.360	1	3	.333	4	6	.667	4	4	8	3	3	0	1	2	1	23	5.8
Arthur	4	0	45	8	18	.444	0	0	---	0	0	---	6	6	12	4	10	0	1	3	2	16	4.0
Daye	1	0	9	2	5	.400	0	1	.000	0	0	---	0	1	1	0	0	0	0	1	0	4	4.0
Davis	2	0	16	1	4	.250	0	0	---	3	4	.750	2	1	3	0	3	0	0	0	1	5	2.5
Dooling	4	0	28	2	5	.400	1	1	1.000	0	0	---	0	2	2	0	1	0	1	0	0	5	1.3
Leuer	3	0	9	1	2	.500	0	0	---	0	0	---	2	1	3	0	0	0	1	0	1	2	0.7
Wroten	2	0	5	0	5	.000	0	1	.000	0	0	---	1	0	1	0	0	0	0	0	0	0	0.0
GRIZZLIES	4	--	1010	135	354	.381	22	63	.349	59	88	.670	64	120	184	76	85	1	31	47	23	351	87.8
SPURS	4	--	1010	156	317	.492	32	85	.376	51	66	.773	28	135	163	100	87	0	26	57	31	395	98.8



PLAYOFFS

MEMPHIS GRIZZLIES 2012 FIRST ROUND VS. LOS ANGELES CLIPPERS

PLAYER	G	GS	MIN	FIELD GOALS			3-POINT FG			FREE THROWS			REBOUNDS			AST	PF	DQ	STL	TO	BLK	PTS	AVG
				FG	FGA	PCT	FG	FGA	PCT	FT	FTA	PCT	OFF	DEF	TOT								
Gay	7	7	279	48	114	.421	4	19	.211	33	40	.825	10	36	46	10	15	0	9	21	2	133	19.0
Gasol	7	7	261	36	69	.522	0	1	.000	34	43	.791	16	31	47	22	25	0	2	13	13	106	15.1
Conley	7	7	277	32	76	.421	11	22	.500	24	32	.750	4	19	23	50	19	0	6	16	0	99	14.1
Randolph	7	7	248	37	88	.420	0	4	.000	22	35	.629	27	42	69	6	25	0	7	11	4	96	13.7
Mayo	7	0	163	17	62	.274	7	24	.292	21	27	.778	2	23	25	15	18	1	9	18	1	62	8.9
Allen	7	7	170	18	45	.400	0	5	.000	12	17	.706	8	14	22	5	21	1	9	10	7	48	6.9
Speights	7	0	100	20	41	.488	0	0	---	6	10	.600	13	17	30	2	13	0	3	5	3	46	6.6
Pondexter	7	0	114	12	18	.667	2	4	.500	7	9	.778	3	13	16	2	13	0	4	5	0	33	4.7
Haddadi	4	0	21	2	2	1.000	0	0	---	1	2	.500	5	4	9	1	5	0	0	1	2	5	1.3
Cunningham	7	0	49	4	11	.364	0	0	---	0	0	---	6	5	11	0	3	0	1	2	8	1.1	
Arenas	6	0	23	2	8	.250	0	4	.000	0	0	---	0	1	1	1	6	0	0	1	0	4	0.7
Selby	1	0	0	0	0	---	0	0	---	0	0	---	0	0	0	0	0	0	0	0	0	0	0.0
GRIZZLIES	7	--	1705	228	534	.427	24	83	.289	160	215	.744	94	205	299	114	163	2	50	108	34	640	91.4
CLIPPERS	7	--	1705	233	516	.452	43	123	.350	126	188	.670	65	194	259	114	179	2	65	106	43	635	90.7

PLAYER	SINGLE-GAME HIGHS							AVERAGE PER GAME							CAREER HIGHS (C=SET, T=TIED THIS SERIES)						
	MIN	REB	AST	ST	TO	BL	PTS	MIN	REB	AST	STL	TO	BLK	PTS	FG	FGA	FT	FTA	REB	AST	PTS
Gay	48	9	4	3	4	1	24	39.9	6.6	1.4	1.29	3.0	0.29	19.0	9C	25C	12C	15C	9C	4C	24C
Gasol	40	10	6	1	3	3	23	37.3	6.7	3.1	0.29	1.9	1.86	15.1	11	20	8	12	21	6C	26
Conley	46	7	9	3	4	0	25	39.6	3.3	7.1	0.86	2.3	0.00	14.1	10T	20	11T	12T	7T	12	25C
Randolph	39	16	2	2	3	3	19	35.4	9.9	0.9	1.00	1.6	0.57	13.7	12	25	16	17	21	6	34
Mayo	29	9	4	3	5	1	20	23.3	3.6	2.1	1.29	2.6	0.14	8.9	7	18	6C	6T	9C	5	20C
Allen	30	5	1	3	3	3	10	24.3	3.1	0.7	1.29	1.4	1.00	6.9	7	13	6	10	5T	3	15
Speights	22	9	1	1	2	1	11	14.3	4.3	0.3	0.43	0.7	0.43	6.6	4C	10C	3C	4C	9C	1T	11C
Pondexter	25	7	1	2	2	0	11	16.3	2.3	0.3	0.57	0.7	0.00	4.7	4C	5C	2C	2C	7C	1T	11C
Haddadi	11	5	1	0	1	1	3	5.3	2.3	0.3	0.00	0.3	0.50	1.3	2	4	5	6	5C	1C	5
Cunningham	13	4	0	1	1	1	4	7.0	1.6	0.0	0.14	0.1	0.29	1.1	3	5T	5	6	5	0T	11
Arenas	10	1	1	0	1	0	4	3.8	0.2	0.2	0.00	0.2	0.00	0.7	14	27	14	19	8	14	44
Selby	0	0	0	0	0	0	0	0.0	0.0	0.0	0.00	0.0	0.00	0.0	0C	0C	0C	0C	0C	0C	0C
GRIZZLIES	265	48	20	13	22	9	105	243.6	42.7	16.3	7.14	15.4	4.86	91.4	45	111	37	44	55	26	123
OPPONENTS	265	47	21	13	21	8	101	243.6	37.0	16.3	9.29	15.1	6.14	90.7	43	95	42	50	54	28	133

LOS ANGELES CLIPPERS 2012 FIRST ROUND VS. MEMPHIS GRIZZLIES

PLAYER	G	GS	MIN	FIELD GOALS			3-POINT FG			FREE THROWS			REBOUNDS			AST	PF	DQ	STL	TO	BLK	PTS	AVG
				FG	FGA	PCT	FG	FGA	PCT	FT	FTA	PCT	OFF	DEF	TOT								
Paul	7	7	272	49	107	.458	9	27	.333	36	42	.857	3	37	40	50	21	1	19	25	1	143	20.4
Griffin	7	7	248	48	91	.527	0	1	.000	30	51	.588	13	32	45	18	30	1	15	18	2	126	18.0
Williams	7	0	150	26	69	.377	9	27	.333	7	8	.875	1	5	6	10	10	0	5	9	2	68	9.7
Butler	6	6	162	21	60	.350	4	20	.200	10	14	.714	4	12	16	3	16	0	4	9	1	56	9.3
Simmons	1	1	22	4	5	.800	1	2	.500	0	0	---	0	1	1	0	4	0	0	0	0	9	9.0
Young	7	0	135	18	41	.439	10	19	.526	11	12	.917	1	6	7	2	16	0	3	6	3	57	8.1
Foye	7	7	185	19	51	.373	9	24	.375	7	7	1.000	4	12	16	13	13	0	3	11	1	54	7.7
Bledsoe	7	0	97	16	33	.485	1	3	.333	8	14	.571	5	9	14	14	8	0	4	5	1	41	5.9
Martin	7	0	129	16	27	.593	0	0	---	1	2	.500	10	14	24	0	26	0	2	4	13	33	4.7
Jordan	7	7	151	10	20	.500	0	0	---	5	14	.357	9	20	29	3	12	0	3	6	14	25	3.6
Evans	7	0	156	6	12	.500	0	0	---	11	24	.458	15	46	61	1	23	0	7	6	5	23	3.3
CLIPPERS	7	--	1705	233	516	.452	43	123	.350	126	188	.670	65	194	259	114	179	2	65	106	43	635	90.7
GRIZZLIES	7	--	1705	228	534	.427	24	83	.289	160	215	.744	94	205	299	114	163	2	50	108	34	640	91.4

PLAYER	SINGLE-GAME HIGHS							AVERAGE PER GAME							CAREER HIGHS (C=SET, T=TIED THIS SERIES)						
	MIN	REB	AST	ST	TO	BL	PTS	MIN	REB	AST	STL	TO	BLK	PTS	FG	FGA	FT	FTA	REB	AST	PTS
Paul	42	9	11	5	5	1	29	38.9	5.7	7.1	2.71	3.6	0.14	20.4	15	25	12	14	13	17	35
Griffin	43	11	7	3	5	2	30	35.4	6.4	2.6	2.14	2.6	0.29	18.0	13	24	10C	17C	16	7C	30C
Williams	33	3	4	2	3	2	20	21.4	0.9	1.4	0.71	1.3	0.29	9.7	9	21T	8	9	7	10	24
Butler	32	5	2	1	2	1	14	27.0	2.7	0.5	0.67	1.5	0.17	9.3	12	24	8	10	20	5	35
Simmons	22	1	0	0	0	0	9	22.0	1.0	0.0	0.00	0.0	0.00	9.0	5	11	0T	0T	6	3	10
Young	24	2	1	2	2	1	19	19.3	1.0	0.3	0.43	0.9	0.43	8.1	6C	10	5C	6C	2T	1T	19C
Foye	36	4	3	1	3	1	16	26.4	2.3	1.9	0.43	1.6	0.14	7.7	6C	13C	4	6	4C	3T	16C
Bledsoe	24	4	6	1	2	1	14	13.9	2.0	2.0	0.57	0.7	0.14	5.9	10	16	3C	5C	5	6C	23
Martin	25	10	0	1	2	3	11	18.4	3.4	0.0	0.29	0.6	1.86	4.7	15	28	10	14	16	6	36
Jordan	26	8	2	1	3	4	7	21.6	4.1	0.4	0.43	0.9	2.00	3.6	4	7	3C	6C	9	2C	10
Evans	28	13	1	2	3	3	7	22.3	8.7	0.1	1.00	0.9	0.71	3.3	4	7	7	10	15	3	13
CLIPPERS	265	47	21	13	21	8	101	243.6	37.0	16.3	9.29	15.1	6.14	90.7	50	111	36	48	62	30	124
OPPONENTS	265	48	20	13	22	9	105	243.6	42.7	16.3	7.14	15.4	4.86	91.4	49	107	35	46	59	35	130

PLAYOFFS



MEMPHIS GRIZZLIES 2011 FIRST ROUND VS. SAN ANTONIO SPURS

PLAYER	G	GS	MIN	FIELD GOALS			3-POINT FG			FREE THROWS			REBOUNDS			AST	PF	DQ	STL	TO	BLK	PTS	AVG
				FG	FGA	PCT	FG	FGA	PCT	FT	FTA	PCT	OFF	DEF	TOT								
Randolph	6	6	224	48	96	.500	1	5	.200	32	39	.821	11	44	55	20	21	0	8	12	3	129	21.5
Conley	6	6	230	32	81	.395	2	12	.167	20	26	.769	3	24	27	37	21	0	5	13	1	86	14.3
Gasol	6	6	242	32	60	.533	0	0	---	21	32	.656	20	54	74	13	23	0	3	13	9	85	14.2
Young	6	6	133	24	47	.511	3	8	.375	8	13	.615	2	14	16	1	10	0	3	5	2	59	9.8
Allen	6	6	160	21	47	.447	0	3	.000	12	17	.706	5	11	16	12	18	1	14	11	2	54	9.0
Mayo	6	0	134	18	49	.367	8	16	.500	10	14	.714	1	11	12	10	20	1	3	8	0	54	9.0
Arthur	6	0	99	22	40	.550	0	0	---	4	5	.800	8	9	17	3	12	0	2	6	9	48	8.0
Battier	6	0	162	15	30	.500	6	17	.353	3	4	.750	5	20	25	8	13	0	4	3	2	39	6.5
Vasquez	6	0	61	10	16	.625	2	5	.400	3	6	.500	1	8	9	11	5	0	2	5	1	25	4.2
Smith	2	0	5	2	2	1.000	0	0	---	0	0	---	0	0	1	1	1	0	0	0	0	4	2.0
Powe	2	0	6	1	5	.200	0	0	---	0	0	---	1	0	1	0	0	0	0	0	0	2	1.0
Haddadi	4	0	10	0	1	.000	0	0	---	0	0	---	0	0	1	0	3	0	0	1	0	0	0.0
GRIZZLIES	6	--	1465	225	474	.475	22	66	.333	113	156	.724	57	197	254	116	147	2	44	82	29	585	97.5
SPURS	6	--	1465	202	463	.436	32	109	.294	130	171	.760	61	189	250	107	129	2	44	86	35	566	94.3



PLAYOFFS

MEMPHIS GRIZZLIES 2011 WESTERN CONFERENCE SEMIFINALS VS. OKLAHOMA CITY THUNDER

PLAYER	G	GS	MIN	FIELD GOALS			3-POINT FG			FREE THROWS			REBOUNDS			AST	PF	DQ	STL	TO	BLK	PTS	AVG
				FG	FGA	PCT	FG	FGA	PCT	FT	FTA	PCT	OFF	DEF	TOT								
Randolph	7	7	292	52	128	.406	1	3	.333	55	67	.821	32	54	86	11	24	0	6	15	7	160	22.9
Conley	7	7	277	39	102	.382	9	25	.360	24	27	.889	4	19	23	46	18	1	9	17	2	111	15.9
Gasol	7	7	276	40	81	.494	0	2	.000	30	41	.732	21	51	72	16	21	0	11	13	19	110	15.7
Mayo	7	2	229	34	85	.400	12	33	.364	13	15	.867	9	20	29	21	22	1	8	9	4	93	13.3
Allen	7	7	190	22	54	.407	1	4	.250	15	24	.625	10	12	22	8	25	0	11	13	3	60	8.6
Arthur	7	0	102	17	45	.378	1	1	1.000	9	12	.750	6	6	12	4	18	0	5	6	3	44	6.3
Young	7	5	123	19	49	.388	0	4	.000	1	2	.500	5	9	14	1	8	0	3	3	1	39	5.6
Battier	7	0	177	14	36	.389	2	12	.167	3	5	.600	12	15	27	7	14	0	3	3	4	33	4.7
Vasquez	7	0	80	11	25	.440	2	6	.333	7	7	1.000	2	8	10	14	6	0	3	4	1	31	4.4
Powe	2	0	8	1	3	.333	0	0	---	3	4	.750	1	2	3	0	0	0	0	0	0	5	2.5
Haddadi	5	0	21	3	9	.333	0	1	.000	5	6	.833	3	4	7	0	4	0	1	5	11	2.2	
Smith	3	0	5	0	1	.000	0	0	---	0	0	---	0	1	1	1	0	0	1	1	0	0	0.0
GRIZZLIES	7	--	1780	252	618	.408	28	91	.308	165	210	.786	105	201	306	129	160	2	60	88	49	697	99.6
THUNDER	7	--	1780	255	567	.450	47	146	.322	168	206	.816	92	226	318	130	179	3	50	113	53	725	103.6

PLAYER	SINGLE-GAME HIGHS					AVERAGE PER GAME					CAREER HIGHS (C=SET, T=TIED THIS SERIES)				
	MIN	REB	AST	ST	BL	PTS	MIN	REB	AST	STL	TO	BLK	PTS	FG	FGA
Randolph	56	21	3	3	5	2	34	41.7	12.3	1.6	0.86	2.1	1.00	22.9	1.6
Conley	47	5	12	2	4	1	24	39.6	3.3	6.6	1.29	2.4	0.29	15.9	10C
Gasol	57	21	4	3	6	5	26	39.4	10.3	2.3	1.57	1.9	2.71	15.7	11C
Mayo	42	6	5	4	3	2	18	32.7	4.1	3.0	1.14	1.3	0.57	13.3	7C
Allen	33	5	2	4	4	1	10	27.1	3.1	1.1	1.57	1.9	0.43	8.6	7
Arthur	20	4	2	2	3	1	9	14.6	1.7	0.6	0.71	0.9	0.43	6.3	7
Young	26	4	1	2	1	12	17.6	2.0	0.1	0.43	0.4	0.14	5.6	7	13
Battier	39	5	3	2	2	11	25.3	3.9	1.0	0.43	0.4	0.57	4.7	7	12
Vasquez	27	4	3	2	2	14	11.4	1.4	2.0	0.43	0.6	0.14	4.4	4T	12C
Powe	6	2	0	0	0	3	4.0	1.5	0.0	0.00	0.0	0.00	2.5	6	8
Haddadi	7	2	0	0	1	2	5	4.2	1.4	0.0	0.00	0.2	1.00	2.2	2C
Smith	4	1	1	1	0	0	1.7	0.3	0.3	0.33	0.3	0.00	0.0	2	2
GRIZZLIES	315	55	24	11	19	9	123	254.3	43.7	18.4	8.57	12.6	7.00	99.6	45
OPPONENTS	315	54	25	11	18	11	133	254.3	45.4	18.6	7.14	16.1	7.57	103.6	43T

OKLAHOMA CITY THUNDER 2011 WESTERN CONFERENCE SEMIFINALS VS. MEMPHIS GRIZZLIES

PLAYER	G	GS	MIN	FIELD GOALS			3-POINT FG			FREE THROWS			REBOUNDS			AST	PF	DQ	STL	TO	BLK	PTS	AVG
				FG	FGA	PCT	FG	FGA	PCT	FT	FTA	PCT	OFF	DEF	TOT								
Durant	7	7	290	61	136	.449	14	42	.333	49	61	.803	7	57	64	10	19	0	5	16	7	185	26.4
Westbrook	7	7	262	59	142	.415	5	15	.333	45	50	.900	13	24	37	53	24	1	12	34	3	168	24.0
Harden	7	0	226	30	62	.484	10	34	.294	27	31	.871	5	28	33	29	17	0	9	13	7	97	13.9
Ibaka	7	7	186	28	56	.500	0	0	---	8	11	.727	17	20	37	1	30	0	1	6	19	64	9.1
Collison	7	0	177	18	32	.563	0	0	---	9	11	.818	16	27	43	4	26	0	8	4	6	45	6.4
Cook	7	0	96	12	32	.375	8	26	.308	4	4	1.000	1	12	13	1	7	0	1	4	0	36	5.1
Maynor	7	0	94	10	30	.333	5	11	.455	8	10	.800	4	6	10	20	7	0	6	8	0	33	4.7
Perkins	7	7	214	11	25	.440	0	0	---	7	13	.538	19	26	45	5	27	2	12	5	29	4.1	
Robinson	2	0	6	2	4	.500	2	4	.500	2	2	1.000	0	0	0	1	1	0	0	0	0	8	4.0
Sefolosha	7	7	136	11	25	.440	1	12	.083	5	5	1.000	4	12	16	5	7	0	3	10	2	28	4.0
Mohammed	7	0	86	11	21	.524	0	0	---	4	8	.500	6	13	19	0	14	0	3	3	4	26	3.7
Ivey	2	0	6	2	2	1.000	2	2	1.000	0	0	---	0	1	1	1	0	0	0	0	0	6	3.0
THUNDER	7	--	1780	255	567	.450	47	146	.322	168	206	.816	92	226	318	130	179	3	50	113	53	725	103.6
GRIZZLIES	7	--	1780	252	618	.408	28	91	.308	165	210	.786	105	201	306	129	160	2	60	88	49	697	99.6

PLAYER	SINGLE-GAME HIGHS					AVERAGE PER GAME					CAREER HIGHS (C=SET, T=TIED THIS SERIES)				
	MIN	REB	AST	ST	BL	PTS	MIN	REB	AST	STL	TO	BLK	PTS	FG	FGA
Durant	57	13	3	4	5	3	39	41.4	9.1	1.4	0.71	2.3	1.00	26.4	14
Westbrook	51	10	14	3	7	2	40	37.4	5.3	7.6	1.71	4.9	0.43	24.0	15C
Harden	49	7	7	4	3	3	21	32.3	4.7	4.1	1.29	1.9	1.00	13.9	7
Ibaka	43	11	1	1	3	6	16	26.6	5.3	0.1	0.14	0.9	2.71	9.1	8
Collison	35	12	1	2	2	3	9	25.3	6.1	0.6	1.14	0.6	0.86	6.4	6
Cook	24	5	1	1	2	0	18	13.7	1.9	0.1	0.14	0.6	0.00	5.1	7
Maynor	23	2	9	3	2	0	15	13.4	1.4	2.9	0.86	1.1	0.00	4.7	6C
Perkins	35	13	2	1	3	2	6	30.6	6.4	0.7	0.29	1.7	0.71	4.1	8
Robinson	4	0	1	0	0	0	5	3.0	0.0	0.5	0.00	0.0	0.00	4.0	4
Sefolosha	28	6	2	2	3	1	6	19.4	2.3	0.7	0.43	1.4	0.29	4.0	6
Mohammed	22	6	0	2	1	2	10	12.3	2.7	0.0	0.43	0.4	0.57	3.7	8
Ivey	4	1	1	0	0	0	3	3.0	0.5	0.5	0.00	0.0	0.00	3.0	2
THUNDER	315	54	25	11	18	11	133	254.3	45.4	18.6	7.14	16.1	7.57	103.6	52
OPPONENTS	315	55	24	11	19	9	123	254.3	43.7	18.4	8.57	12.6	7.00	99.6	59

MEMPHIS GRIZZLIES 2006 FIRST ROUND VS. DALLAS MAVERICKS

PLAYER	G	GS	MIN	FIELD GOALS			3-POINT FG			FREE THROWS			REBOUNDS			AST	PF	DQ	STL	TO	BLK	PTS	AVG
				FG	FGA	PCT	FG	FGA	PCT	FT	FTA	PCT	OFF	DEF	TOT								
Gasol	4	4	158	29	67	.433	0	1	.000	23	30	.767	4	23	27	12	11	0	2	11	5	81	20.3
E. Jones	4	3	119	14	29	.483	3	7	.429	10	15	.667	3	8	11	10	10	0	3	1	1	41	10.3
Atkins	4	4	103	15	37	.405	4	11	.364	5	8	.625	0	3	3	12	15	1	2	4	0	39	9.8
Miller	4	1	107	12	30	.400	1	8	.125	9	9	1.000	1	14	15	7	11	0	2	8	2	34	8.5
Jackson	4	0	100	12	29	.414	4	11	.364	5	7	.714	0	8	8	5	7	0	1	14	0	33	8.3
Wright	4	0	86	11	18	.611	0	0	---	7	10	.700	11	9	20	3	9	0	0	5	4	29	7.3
Warrick	3	1	43	4	16	.250	0	1	.000	12	14	.857	1	6	7	0	7	0	1	4	0	24	6.0
Battier	4	4	129	10	20	.500	2	7	.286	2	6	.333	7	16	23	2	16	0	4	8	2	24	6.0
D. Jones	4	0	46	5	7	.714	0	0	---	7	10	.700	1	6	7	0	7	0	1	2	0	17	4.3
Tsakalidis	4	3	59	6	10	.600	0	0	---	1	2	.500	4	7	11	2	13	0	1	7	1	13	3.3
Burks	2	0	13	1	1	1.000	0	0	---	1	2	.500	0	1	1	2	2	0	1	0	0	3	1.5
Cardinal	3	0	22	1	2	.500	1	2	.500	0	0	---	1	3	4	1	2	0	1	0	0	3	1.0
GRIZZLIES	4	--	985	120	266	.451	15	48	.313	82	113	.726	33	104	137	56	110	1	29	64	15	337	84.3
MAVERICKS	4	--	985	139	307	.453	21	59	.356	94	110	.855	117	172	289	73	112	0	17	51	18	393	98.3



PLAYOFFS

MEMPHIS GRIZZLIES 2005 FIRST ROUND VS. PHOENIX SUNS

PLAYER	G	GS	MIN	FIELD GOALS			3-POINT FG			FREE THROWS			REBOUNDS			AST	PF	DQ	STL	TO	BLK	PTS	AVG
				FG	FGA	PCT	FG	FGA	PCT	FT	FTA	PCT	OFF	DEF	TOT								
Gasol	4	4	133	39	80	.488	1	1	1.000	6	12	.500	15	15	30	10	12	0	2	7	7	85	21.3
Williams	4	4	114	28	53	.528	10	21	.476	2	2	1.000	1	8	9	21	7	0	6	8	0	68	17.0
Miller	4	4	110	18	37	.486	8	17	.471	4	4	1.000	0	10	10	11	7	0	0	5	3	48	12.0
Posey	4	0	100	11	25	.440	7	15	.467	10	13	.769	1	12	13	4	14	0	2	5	1	39	9.8
Swift	3	0	48	12	20	.600	0	0	---	4	7	.571	7	7	14	1	3	0	1	2	0	28	9.3
Wright	4	4	85	16	28	.571	0	0	---	1	2	.500	6	14	20	9	10	0	1	2	1	33	8.3
Jones	3	0	71	8	21	.381	3	5	.600	3	4	.750	2	7	9	1	8	0	1	2	0	22	7.3
Battier	4	4	119	13	31	.419	1	7	.143	2	5	.400	10	17	27	6	14	0	2	4	4	29	7.3
Wells	2	0	25	4	9	.444	0	0	---	6	6	1.000	0	4	4	3	1	0	2	1	1	14	7.0
Cardinal	4	0	78	9	23	.391	0	4	.000	8	11	.727	2	10	12	2	11	0	3	1	0	26	6.5
Watson	4	0	74	8	24	.333	1	9	.111	2	2	1.000	3	7	10	15	11	0	3	2	1	19	4.8
Burks	1	0	3	0	0	---	0	0	---	0	0	---	0	0	0	1	0	0	0	0	0	0	0.0
GRIZZLIES	4	--	960	166	351	.473	31	79	.392	48	68	.706	47	111	158	84	98	0	23	43	18	411	102.8
SUNS	4	--	960	159	316	.503	42	92	.457	95	128	.742	42	130	172	95	70	0	19	44	31	455	113.8

PLAYER	SINGLE-GAME HIGHS						AVERAGE PER GAME						CAREER HIGHS (C=SET, T=TIED THIS SERIES)								
	MIN	REB	AST	ST	TO	BLK	PTS	MIN	REB	AST	STL	TO	BLK	PTS	FG	FGA	FT	FTA	REB	AST	PTS
Gasol	39	16	5	1	2	4	28	33.3	7.5	2.5	0.50	1.8	1.75	21.3	13C	26C	8	8	16C	5C	28C
Williams	31	4	8	2	3	0	21	28.5	2.3	5.3	1.50	2.0	0.00	17.0	9C	16	5	5	8	8T	21C
Miller	33	3	5	0	2	2	19	27.5	2.5	2.8	0.00	1.3	0.75	12.0	9	18	4	4	6	5T	22
Posey	28	5	2	2	3	1	12	25.0	3.3	1.0	0.50	1.3	0.25	9.8	6	13	8	8	11	2T	20
Swift	22	8	1	1	1	0	13	16.0	4.7	0.3	0.33	0.7	0.00	9.3	6C	9T	4	4T	8C	1T	13C
Wright	30	8	3	1	1	1	14	21.3	5.0	2.3	0.25	0.5	0.25	8.3	7C	13	5	5	9	3C	17
Jones	34	5	1	1	2	0	14	23.7	3.0	0.3	0.33	0.7	0.00	7.3	5C	10C	2C	2C	5C	1C	14C
Battier	36	9	3	2	2	2	10	29.8	6.8	1.5	0.50	1.0	1.00	7.3	4C	9C	2T	4C	9C	3C	10C
Wells	16	2	3	2	1	1	8	12.5	2.0	1.5	1.00	0.5	0.50	7.0	16	24	9	12	10	7	45
Cardinal	33	6	1	3	1	0	13	19.5	3.0	0.5	0.75	0.3	0.00	6.5	4C	12C	5C	7C	6C	1C	13C
Watson	20	4	5	1	1	1	11	18.5	2.5	3.8	0.75	0.5	0.25	4.8	5	9	3	3	4T	5C	13
Burks	3	0	1	0	0	0	0	3.0	0.0	1.0	0.00	0.0	0.00	0.0	0C	0C	0C	0C	0C	1C	0C
GRIZZLIES	240	46	26	9	13	8	115	240.0	39.5	21.0	5.75	10.8	4.50	102.8	45C	94C	24	28	46C	26C	115C
OPPONENTS	240	49	28	6	20	10	123	240.0	43.0	23.8	4.75	11.0	7.75	113.8	43C	93C	36C	49C	53	28C	123C

PHOENIX SUNS 2005 FIRST ROUND VS. MEMPHIS GRIZZLIES

PLAYER	G	GS	MIN	FIELD GOALS			3-POINT FG			FREE THROWS			REBOUNDS			AST	PF	DQ	STL	TO	BLK	PTS	AVG
				FG	FGA	PCT	FG	FGA	PCT	FT	FTA	PCT	OFF	DEF	TOT								
Stoudemire	4	4	148	27	54	.500	0	0	---	37	50	.740	7	29	36	7	17	0	4	9	10	91	22.8
Marion	4	4	164	36	65	.554	5	13	.385	8	13	.615	12	38	50	10	12	0	5	8	9	85	21.3
Johnson	4	4	171	29	54	.537	9	17	.529	14	19	.737	5	17	22	14	7	0	2	3	2	81	20.3
Nash	4	4	149	20	46	.435	6	14	.429	14	16	.875	2	12	14	45	7	0	2	16	0	60	15.0
Richardson	4	4	145	19	45	.422	10	24	.417	12	17	.706	6	13	19	7	10	0	6	3	2	60	15.0
Jackson	4	0	85	15	31	.484	10	20	.500	4	5	.800	3	8	11	7	7	0	0	1	1	44	11.0
Hunter	4	0	69	11	17	.647	0	0	---	6	8	.750	5	10	15	2	8	0	0	2	7	28	7.0
McCarty	1	0	3	1	1	1.000	1	1	1.000	0	0	---	0	0	0	0	1	0	0	0	0	3	3.0
Barbosa	4	0	26	1	3	.333	1	3	.333	0	0	---	2	3	5	3	1	0	0	1	0	3	0.8
SUNS	4	--	960	159	316	.503	42	92	.457	95	128	.742	42	130	172	95	70	0	19	44	31	455	113.8
OPPONENTS	4	--	960	166	351	.473	31	79	.392	48	68	.706	47	111	158	84	98	0	23	43	18	411	102.8

PLAYER	SINGLE-GAME HIGHS							AVERAGE PER GAME							CAREER HIGHS (C=SET, T=TIED THIS SERIES)						
	MIN	REB	AST	ST	TO	BL	PTS	MIN	REB	AST	STL	TO	BLK	PTS	FG	FGA	FT	FTA	REB	AST	PTS
Stoudemire	41	10	3	1	4	5	34	37.0	9.0	1.8	1.00	2.3	2.50	22.8	11.7	2.3	5.5	1.30	2.9	3.24	29.5
Marion	43	13	4	3	4	4	26	41.0	12.5	2.5	1.25	2.0	2.25	21.3	14.6	2.9	3.5	1.46	2.3	2.63	24.9
Johnson	45	8	6	1	3	1	25	42.8	5.5	3.5	0.50	0.8	0.50	20.3	6.2	3.9	2.0	0.56	0.8	0.56	22.7
Nash	41	5	15	1	7	0	24	37.3	3.5	11.3	0.50	4.0	0.00	15.0	4.5	14.5	2.3	0.64	5.2	0.00	19.3
Richardson	39	5	3	2	2	1	22	36.3	4.8	1.8	1.50	0.8	0.50	15.0	6.3	2.3	3.3	1.99	1.0	0.66	19.9
Jackson	27	4	3	0	1	1	19	21.3	2.8	1.8	0.00	0.3	0.25	11.0	6.2	4.0	4.0	0.00	0.6	0.56	24.8
Hunter	20	6	1	0	1	2	16	17.3	3.8	0.5	0.00	0.5	1.75	7.0	10.4	1.4	5.6	0.00	1.4	4.87	19.5
McCarty	3	0	0	0	0	0	3	3.0	0.0	0.0	0.00	0.0	0.00	3.0	0.0	0.0	16.0	0.00	0.00	48.0	
Barbosa	12	2	1	0	1	0	3	6.5	1.3	0.8	0.00	0.3	0.00	0.8	9.2	5.5	1.8	0.00	1.8	0.00	5.5
SUNS	240	49	28	6	20	10	123	240.0	43.0	23.8	4.75	11.0	7.75	113.8	43.0	23.8	17.5	4.75	11.0	7.75	113.8
OPPONENTS	240	46	26	9	13	8	115	240.0	39.5	21.0	5.75	10.8	4.50	102.8	39.5	21.0	24.5	5.75	10.8	4.50	102.8

MEMPHIS GRIZZLIES 2004 FIRST ROUND VS. SAN ANTONIO SPURS

PLAYER	G	GS	MIN	FIELD GOALS			3-POINT FG			FREE THROWS			REBOUNDS			AST	PF	DQ	STL	TO	BLK	PTS	AVG
				FG	FGA	PCT	FG	FGA	PCT	FT	FTA	PCT	OFF	DEF	TOT								
Gasol	4	4	134	28	49	.571	0	0	---	18	20	.900	4	16	20	10	10	0	4	5	6	74	18.5
Posey	4	4	130	15	37	.405	1	6	.167	19	21	.905	8	14	22	4	13	0	9	6	2	50	12.5
Wells	4	0	94	19	37	.514	0	1	.000	9	14	.643	2	10	12	4	8	0	4	9	1	47	11.8
Williams	4	4	130	15	46	.326	6	21	.286	7	7	1.000	1	8	9	18	10	0	2	7	0	43	10.8
Miller	4	4	98	12	34	.353	5	13	.385	1	3	.333	0	12	12	3	4	0	5	5	0	30	7.5
Swift	4	0	74	9	26	.346	0	0	---	6	8	.750	6	13	19	3	6	0	3	3	6	24	6.0
Wright	4	4	100	10	23	.435	0	0	---	2	6	.333	5	12	17	2	15	0	4	5	2	22	5.5
Battier	4	0	69	6	15	.400	3	7	.429	4	6	.667	6	6	12	1	17	0	0	4	1	19	4.8
Watson	4	0	62	8	15	.533	0	3	.000	3	3	1.000	4	5	9	7	8	0	5	6	0	19	4.8
Tsakalidis	1	0	3	0	0	---	0	0	---	2	2	1.000	0	0	0	0	0	0	0	3	0	2	2.0
Humphrey	3	0	5	1	1	1.000	0	0	---	0	0	---	1	1	2	0	0	0	0	0	0	2	0.7
Outlaw	4	0	61	0	7	.000	0	0	---	2	4	.500	1	3	4	6	9	0	2	3	2	2	0.5
GRIZZLIES	4	--	960	123	298	.424	15	51	.294	73	94	.777	38	100	138	58	100	0	38	57	20	334	83.5
SPURS	4	--	960	146	288	.507	31	65	.477	67	101	.663	46	122	168	87	81	0	38	65	25	390	97.5

NOW LOCATED IN HARBOR TOWN

113 Harbor Town Square, Suite 203
901-453-6081

Higginbotham    
FAMILY DENTAL.com

ENJOY YOUR NEXT VISIT TO THE DENTIST!

Get up to 4 Shades Whiter in just 5 minutes with our
ZOOM! Whitening Pen!

Receive yours FREE when you present this ad at your next cleaning appointment.

#experienceHFD



EXCLUSIVE OFFER
FOR OUR GRIZZLIES FANS



Visit our website to find out more about our office and other locations:

Jonesboro Memphis West Memphis Paragould Blytheville Trumann Kennett

SEASON REVIEW



REVIEW



SEASON REVIEW

2015-16 MEMPHIS GRIZZLIES (42-40)



Back Row, standing (L-R): Elston Turner, Duane Ticknor, Bob Thornton, Vince Carter, Jarell Martin, Zach Randolph, Chris Andersen, Marc Gasol, Ryan Hollins, Brandon Wright, JaMychal Green, Matt Barnes, Shawn Respert, Jeff Bzdelik
Front Row, sitting (L-R): Lance Stephenson, Jordan Farmar, Xavier Munford, Mike Conley, Dave Joerger, Tony Allen, Ray McCallum, P.J. Hairston, Jordan Adams

		--Field Goals--					--3-Point FG--					--Free Throws--					--Rebounds--						
Player	G	GS	Min	FG	FGA	Pct	FG	FGA	Pct	FT	FAT	Pct	Off	Def	Tot	Ast	PF	Dq	Stl	TO	Blk	Pts	Avg
Gasol	52	52	1791	328	707	.464	2	3	.667	203	245	.829	58	304	362	196	141	0	50	118	70	861	16.6
Conley	56	56	1761	294	696	.422	78	215	.363	191	229	.834	26	138	164	342	100	0	67	84	16	857	15.3
Randolph	68	53	2016	431	907	.475	6	26	.231	172	216	.796	179	350	529	142	146	0	43	105	13	1040	15.3
Stephenson	26	3	692	146	308	.474	11	31	.355	66	81	.815	21	94	115	73	56	0	19	46	6	369	14.2
Je. Green	53	31	1544	240	557	.431	42	136	.309	124	155	.800	55	186	241	98	102	0	40	69	19	646	12.2
Chalmers	55	7	1253	172	412	.417	45	138	.326	206	249	.827	23	120	143	211	165	0	80	101	12	595	10.8
Lee	51	37	1489	192	419	.458	51	138	.370	76	92	.826	19	99	118	76	79	0	52	49	16	511	10.0
Barnes	76	45	2190	264	693	.381	119	370	.322	111	138	.804	84	336	420	163	234	1	78	121	57	758	10.0
Farmar	12	10	291	42	100	.420	16	45	.356	10	10	1.000	4	21	25	37	22	0	15	18	2	110	9.2
Allen	64	57	1620	215	469	.458	15	42	.357	90	138	.652	104	192	296	70	175	1	110	78	18	535	8.4
Ja. Green	78	15	1446	230	495	.465	15	45	.333	103	137	.752	139	234	373	67	189	1	46	83	33	578	7.4
Hairston	18	9	375	46	132	.348	16	69	.232	16	22	.727	7	39	46	9	31	0	8	17	4	124	6.9
Wright	12	2	212	35	52	.673	0	0	---	13	24	.542	14	29	43	6	21	0	5	10	15	83	6.9
McCallum	10	3	219	28	79	.354	10	26	.385	3	5	.600	2	14	16	27	15	0	7	13	3	69	6.9
V. Carter	60	3	1005	133	343	.388	59	169	.349	70	84	.833	31	115	146	56	101	0	38	35	16	395	6.6
Udrih	8	0	120	20	46	.435	4	11	.364	3	3	1.000	2	7	9	26	11	0	3	11	1	47	5.9
Munford	14	0	244	32	77	.416	9	23	.391	7	14	.500	3	28	31	22	25	0	13	15	3	80	5.7
Martin	27	0	380	54	116	.466	0	2,000	.45	62	726	.39	47	86	15	58	0	8	19	7	153	5.7	
Stephenson	4	0	61	8	26	.308	0	0	---	4	10	.400	18	8	26	2	8	1	1	0	3	20	5.0
Weber	6	4	166	13	38	.342	0	5,000	.3	4	.750	8	16	24	20	11	0	9	9	3	29	4.8	
Andersen	20	14	366	34	62	.548	2	9	.222	22	32	.688	33	56	89	9	25	0	14	7	10	9	4.6
Hollins	32	9	412	45	72	.625	0	0	---	26	42	.619	40	47	87	10	58	0	6	21	20	116	3.6
Adams	2	0	15	2	6	.333	0	1,000	.3	5	.600	0	2	2	3	2	0	3	2	0	7	3.5	
Ennis	10	0	40	4	13	.308	2	8	.250	6	10	.600	4	3	7	2	1	0	4	2	2	16	1.6
Williams	5	0	45	2	10	.200	1	4	.250	3	4	.750	1	3	4	4	2	0	1	0	1	8	1.6
Smith	15	0	66	7	22	.318	1	5	.200	8	13	.615	1	8	9	11	5	0	5	7	1	23	1.5
Cotton	5	0	6	2	2	1.000	0	0	---	0	0	---	0	0	0	0	0	0	0	0	0	4	0.8
Stokes	2	0	4	0	0	---	0	0	---	0	0	---	1	1	2	0	0	0	0	0	0	0	0
GRIZZLIES	82	-	19830	3019	6859	.440	504	1521	.331	1584	2024	.783	916	2497	3413	1697	1783	4	724	1090	350	8126	99.1
OPPONENTS	82	-	19830	2947	6459	.456	797	2185	.365	1619	2107	.768	830	2711	3541	1792	1732	9	576	1327	469	8310	101.3

QUICK FACTS

- Despite overwhelming injuries and unprecedented roster turnover, Memphis recorded its sixth straight winning season and postseason berth.
- The Grizzlies made NBA history with 28 different players logging minutes over the course of the regular season, eclipsing the previous league record of 27 set by the 1996-97 Dallas Mavericks.
- Memphis' final count for games lost to injury/illness totaled 301 by the end of the regular season.
- Marc Gasol** (right foot), **Mike Conley** (left Achilles), **Mario Chalmers** (right Achilles) and **Brandon Wright** (right knee) all sustained what proved to be season-ending injuries in February and March.
- The short-handed Grizzlies entered the NBA Playoffs as the seventh seed against the second-seeded San Antonio Spurs and lost the series in four games.
- Three different Grizzlies (**Marc Gasol** on Nov. 20, **Matt Barnes** on March 11, **Zach Randolph** on March 19) recorded their first career triple-doubles during the regular season, all coming in Memphis wins.
- Mike Conley** was honored with the NBA Sportsmanship Award, becoming just the third player to earn multiple honors since the award's inception... **Vince Carter** won the Twyman-Stokes Teammate of the Year Award.

NBA STATISTICAL RANKINGS

Category	Memphis	Opponents	Category	Memphis	Opponents
Points per game	99.1	24th	Assists Per Game	20.70	25th
Field Goal Pct.	.440	23rd	Steals Per Game	8.84	6th
Free Throw Pct.	.783	9th	Turnovers Per Game	13.29	25th
3-Pt. Field Goal Pct.	.331	29th	Blocks Per Game	4.27	21st
Offensive Rebounds Per Game	11.17	8th	Personal Fouls Per Game	21.20	4th
Defensive Rebounds Per Game	30.45	38th	Disqualifications	4	T-2nd
Rebounds Per Game	41.62	20th	Points Per Game Differential	-2.24	20th

2015-16 GAME BY GAME

Date	Opponent	Mem	Opp	Hm	Rd	Tot	Atten	Grizzlies Top Scorer	Grizzlies Top Rebounder	Opponent Top Scorer	
Oct 28	CLEVELAND	L	76	106	0-1	0-0	18,119	Gasol, Randolph	12	Love	
Oct 29	at Indiana	W	112	103	0-1	1-0	18,165	Gasol	20	Hill	
Oct 31	BROOKLYN	W	101	91	1-1	1-0	16,013	Conley	22	Bogdanovic	
Nov 2	at Golden State	L	69	119	1-1	1-1	2-2	19,596	Gasol	9	Curry
Nov 3	at Sacramento	W	103	89	1-1	2-1	3-2	17,317	Randolph	20	Ja. Green
Nov 5	at Portland	L	96	115	1-1	2-2	3-3	19,393	Lee	18	Lillard
Nov 7	at Utah	L	79	89	1-1	2-3	3-4	19,456	Conley	20	Burke
Nov 9	at LA Clippers	L	92	94	1-1	2-4	3-5	19,060	Randolph	26	Griffin
Nov 11	GOLDEN STATE	L	84	100	1-2	2-4	3-6	18,119	Gasol	26	Ja. Green
Nov 13	PORTLAND	W	101	100	2-2	2-4	4-6	16,919	Gasol	31	McCollum
Nov 15	at Minnesota	W	114	106	2-2	3-4	5-6	12,066	Je. Green	21	Randolph
Nov 16	OKLAHOMA CITY	W	122	114	3-2	3-4	6-6	17,270	Chalmers	29	Westbrook
Nov 20	HOUSTON	W	96	84	4-2	3-4	7-6	17,555	Conley	26	Gasol
Nov 21	at San Antonio	L	82	92	4-2	3-5	7-7	18,418	Conley	16	Gasol
Nov 24	DALLAS	W	110	96	5-2	3-5	8-7	17,381	Conley	21	Gasol
Nov 25	at Houston	W	102	93	5-2	4-5	9-7	18,143	Je. Green	20	Barnes
Nov 27	ATLANTA	L	101	116	5-3	4-5	9-8	17,684	Conley	16	Gasol
Nov 29	PHILADELPHIA	W	92	84	6-3	4-5	10-8	15,322	Conley	20	Gasol
Dec 1	at New Orleans	W	113	104	6-3	5-5	11-8	16,020	Gasol	38	Gasol
Dec 3	SAN ANTONIO	L	83	103	6-4	5-5	11-9	17,013	Conley, Chalmers, Gasol	15	Gasol
Dec 6	PHOENIX	W	95	93	7-4	5-5	12-9	16,022	Gasol	22	Ja. Green, Randolph
Dec 8	OKLAHOMA CITY	L	88	125	7-5	5-5	12-10	16,415	Chalmers	19	Gasol
Dec 9	at Detroit	W	93	92	7-5	6-5	13-10	13,411	Randolph	21	Randolph
Dec 11	CHARLOTTE	L	99	123	7-6	6-5	13-11	17,111	Gasol	17	Gasol
Dec 13	at Miami	L	97	100	7-6	6-6	13-12	19,813	Je. Green	26	Barnes
Dec 14	WASHINGTON	W	112	95	8-6	6-6	14-12	15,397	Gasol	24	Neal
Dec 16	at Chicago	L	85	98	8-6	6-7	14-13	21,032	Lee	18	Randolph
Dec 18	at Dallas	L	88	97	8-6	6-8	14-14	20,199	Conley	20	Gasol, Randolph
Dec 19	INDIANA	W	96	84	9-6	6-8	15-14	18,119	Conley	20	Gasol
Dec 22	at Philadelphia	W	104	90	9-6	7-8	16-14	15,552	Gasol	19	Barnes
Dec 23	at Washington	L	91	100	9-6	7-9	16-15	15,879	Conley	21	Je. Green
Dec 26	at Charlotte	L	92	98	9-6	7-10	16-16	19,091	Conley	19	Randolph
Dec 27	LA LAKERS	W	112	96	10-6	7-10	17-16	18,119	Conley	26	Barnes, Ja. Green
Dec 29	MIAMI	W	99	90	11-6	7-10	18-16	18,119	Gasol	23	Gasol
Jan 2	at Utah	L	87	92	11-6	7-11	18-17	18,455	Gasol	20	Je. Green
Jan 4	at Portland	W	91	78	11-6	8-11	19-17	18,832	Randolph	26	Randolph
Jan 6	at Oklahoma City	L	94	112	11-6	8-12	19-18	19,203	Chalmers	26	Chalmers
Jan 8	DENVER	W	91	84	12-6	8-12	20-18	17,499	Randolph	24	Allen, Je. Green
Jan 10	BOSTON	W	101	98	13-6	8-12	21-18	17,112	Randolph	25	Randolph
Jan 12	HOUSTON	L	91	107	13-7	8-12	21-19	16,044	Gasol	20	Randolph
Jan 14	DETROIT	W	103	101	14-7	8-12	22-19	15,977	Chalmers	25	Allen
Jan 16	NEW YORK	W	103	95	15-7	8-12	23-19	18,119	Gasol	37	Allen, Barnes
Jan 18	NEW ORLEANS	W	101	99	16-7	8-12	24-19	18,119	Barnes, Gasol, Je. Green, Lee	16	Gasol
Jan 21	at Denver	W	102	101	16-7	9-12	25-19	16,140	Gasol	27	Barnes
Jan 23	at Minnesota	L	101	106	16-7	9-13	25-20	15,608	Chalmers	19	Conley
Jan 25	ORLANDO	W	108	102	17-7	9-13	26-20	15,779	Je. Green	30	Randolph
Jan 28	MILWAUKEE	W	103	83	18-7	9-13	27-20	15,244	Je. Green	21	Gasol
Jan 30	SACRAMENTO	W	121	117	19-7	9-13	28-20	18,119	Je. Green	29	Gasol
Feb 1	at New Orleans	W	110	95	19-7	10-13	29-20	15,210	Je. Green	24	Randolph
Feb 5	at New York	W	91	85	19-7	11-13	30-20	19,812	Je. Green	16	Barnes, Gasol
Feb 6	DALLAS	L	110	114	10-12	11-13	30-21	18,119	Gasol	22	Randolph
Feb 8	PORTLAND	L	106	112	10-12	11-13	30-22	15,892	Conley	27	Randolph
Feb 10	at Brooklyn	W	109	90	19-9	12-13	31-22	14,262	Conley	20	Allen, Chalmers
Feb 19	MINNESOTA	W	109	104	20-9	12-13	32-22	18,119	Conley	25	Ja. Green
Feb 21	at Toronto	L	85	98	20-9	12-14	32-23	19,800	Randolph	18	Barnes, Carter
Feb 24	LA LAKERS	W	128	119	21-9	12-14	33-23	18,119	Barnes	25	Ja. Green, Randolph
Feb 26	at LA Lakers	W	112	95	21-9	13-14	34-23	19,997	Hairston	21	Randolph
Feb 27	at Phoenix	L	106	111	21-9	13-15	34-24	17,101	Conley, Randolph	19	Andersen
Feb 29	at Denver	W	103	96	21-9	14-15	35-24	10,324	Randolph	22	Barnes
Mar 2	SACRAMENTO	W	104	98	22-9	14-15	36-24	15,310	Conley	24	Ja. Green, Randolph
Mar 4	UTAH	W	94	88	23-9	14-15	37-24	17,188	Randolph	25	Andersen
Mar 6	PHOENIX	L	100	109	23-10	14-15	37-25	17,291	Conley	22	Randolph
Mar 7	at Cleveland	W	106	103	23-10	15-15	38-25	20,562	Allen	26	Ja. Green
Mar 9	at Boston	L	96	116	23-10	15-16	38-26	17,790	Carter, Ja. Green	17	Ja. Green
Mar 11	NEW ORLEANS	W	121	114	24-10	15-16	39-26	18,119	Stephenson	33	Barnes
Mar 12	at Atlanta	L	83	95	24-10	15-17	39-27	17,515	Stephenson	18	Allen
Mar 14	at Houston	L	81	130	24-10	15-18	39-28	18,226	Martin	17	Stephenson
Mar 16	MINNESOTA	L	108	114	24-11	15-18	39-29	15,688	Stephenson	22	Stephenson
Mar 17	at Milwaukee	L	86	96	24-11	15-19	39-30	11,740	Barnes	20	Hollins
Mar 19	LA CLIPPERS	W	113	102	25-11	15-19	40-30	18,119	Randolph	28	Randolph
Mar 21	at Phoenix	W	103	97	25-11	16-19	41-30	15,888	Stephenson	16	Randolph
Mar 22	at LA Lakers	L	100	107	25-11	16-20	41-31	18,997	Allen	17	Carter
Mar 25	San Antonio	L	104	110	25-11	16-21	41-32	18,418	Ja. Green	20	Andersen
Mar 28	SAN ANTONIO	L	87	101	25-12	16-21	41-33	17,133	Carter	14	Barnes
Mar 30	DENVER	L	105	106	25-13	16-21	41-34	16,401	Randolph	26	Ja. Green
Apr 1	TORONTO	L	95	99	25-14	16-21	41-35	17,077	Randolph	16	Ja. Green
Apr 3	at Orlando	L	107	119	25-14	16-22	41-36	17,741	Barnes	24	Ja. Green
Apr 5	CHICAGO	W	108	92	26-14	16-22	42-36	17,591	Randolph	27	Randolph
Apr 8	at Dallas	L	93	103	26-14	16-23	42-37	20,211	Allen	25	Allen, Andersen, Barnes
Apr 9	GOLDEN STATE	L	99	100	26-15	16-23	42-38	18,119	Barnes	24	Barnes
Apr 12	at LA Clippers	L	84	110	26-15	16-24	42-39	19,147	Randolph	14	Ja. Green
Apr 13	at Golden State	L	104	125	26-15	16-25	42-40	19,956	Randolph	24	Barnes



SEASON REVIEW

2014-15 MEMPHIS GRIZZLIES (55-27)



Back Row, standing (L-R): Duane Ticknor, Elston Turner, Bob Thornton, JaMychal Green, Jarnell Stokes, Jeff Green, Kosta Koufos, Marc Gasol, Zach Randolph, Jon Leuer, Vince Carter, Jordan Adams, Jason March, Shawn Respert, Jeff Bzdelik
Front Row, sitting (L-R): Russ Smith, Beno Udrih, Mike Conley, Dave Joergel, Tony Allen, Courtney Lee, Nick Calathes

Player	--Field Goals--										--3-Point FG--					--Free Throws--					--Rebounds--									
	G	GS	Min	FG	FGA	Pct	FG	FGA	Pct	FT	FTA	Pct	Off	Def	Tot	Ass	Pf	Dq	Stl	TO	Blk	Pts	Avg							
Gasol	81	81	2687	530	1072	.494	3	17	.176	350	440	.795	115	515	630	307	208	2	70	176	131	1413	17.4							
Randolph	71	71	2304	454	932	.487	7	20	.350	228	298	.765	225	522	747	153	175	1	69	156	14	1143	16.1							
Conley	70	70	2225	393	882	.446	107	277	.386	214	249	.859	29	180	209	375	139	0	89	156	14	1107	15.8							
Je. Green	45	37	1361	210	492	.427	50	138	.362	118	143	.825	43	144	187	81	81	0	26	52	21	588	13.1							
Lee	77	74	2354	288	643	.448	90	224	.402	111	129	.860	21	157	178	151	129	1	75	78	12	777	10.1							
Allen	63	41	1648	225	455	.495	10	29	.345	79	126	.627	103	177	280	86	166	1	129	86	30	539	8.6							
Udrih	79	12	1494	246	505	.487	26	97	.268	87	102	.853	20	123	143	220	88	0	46	89	8	605	7.7							
Prince	26	9	628	75	163	.410	15	33	.455	25	30	.833	21	62	83	37	22	0	9	15	6	190	7.3							
Carter	66	1	1091	135	406	.333	69	232	.297	45	57	.789	27	106	133	79	102	0	43	43	14	384	5.8							
Koufos	81	3	1348	182	358	.508	0	0	---	55	85	.647	121	305	426	37	148	0	29	69	63	419	5.2							
Leuer	63	6	824	121	273	.443	7	29	.241	37	59	.627	50	157	207	46	86	1	17	35	9	286	4.5							
Pondexter	30	2	540	48	135	.356	17	73	.233	21	30	.700	20	37	57	28	47	0	5	10	5	134	4.5							
Calathes	58	0	838	104	247	.421	11	43	.256	24	45	.533	19	87	106	146	100	1	63	61	5	243	4.2							
Smith	6	0	36	6	15	.400	1	5	.200	12	13	.923	1	2	3	6	7	0	3	5	0	25	4.2							
Adams	30	0	248	35	96	.407	10	25	.400	14	23	.609	9	19	28	16	24	0	16	14	7	94	3.1							
Stokes	19	2	126	21	37	.568	0	0	---	15	28	.536	16	18	34	4	25	1	5	7	5	57	3.0							
Ja. Green	20	1	139	23	40	.575	0	4	.000	8	10	.800	16	23	39	4	19	0	5	12	3	54	2.7							
Thomas	2	0	7	1	1	1.000	0	0	---	2	2	1.000	0	0	0	1	0	0	0	0	0	4	2.0							
Lucas	1	0	6	0	1	1.000	0	0	---	0	0	---	0	0	0	0	1	0	1	0	0	0	0.0							
GRIZZLIES	82	-	19905	3097	6763	.458	423	1246	.339	1445	1869	.773	856	2634	3490	1777	1567	8	700	1094	347	8062	98.3							
OPPONENTS	82	-	19905	2954	6684	.442	663	1889	.351	1225	1651	.742	864	2616	3480	1652	1662	13	604	1257	424	7796	95.1							

QUICK FACTS

- Memphis closed the book on another successful season, recording the second-highest win total in franchise history and a club-record third consecutive 50-win campaign.
- The Grizzlies earned a fifth consecutive trip to the NBA Playoffs, joining the San Antonio Spurs as the only Western Conference team to make all of the past five postseasons.
- Memphis advanced past the Portland Trail Blazers in the first round of the playoffs and took the top-seeded Golden State Warriors to six games in the Western Conference Semifinals.
- The Grizzlies set franchise records for total home attendance (710,502) and average home attendance (17,329) for FedExForum, recording 16 sellouts over the course of the season.
- Grizzlies Head Coach **Dave Joergel** was named Western Conference Coach of the Month for October/November 2014 after guiding Memphis to an NBA-best 15-2 record over the first month of the season.
- Marc Gasol** became the first player in franchise history to be named to the All-NBA First Team and the first Grizzlies player ever voted into the starting lineup for the NBA All-Star Game.
- Marc Gasol** tipped off the 2015 NBA All-Star Game against older brother **Pau Gasol**, becoming the first brothers in NBA history to start an All-Star Game and the first siblings to play in the same NBA All-Star Game since **Tom** and **Dick Van Arsdale** (1970 and 1971).
- Tony Allen** was named to the NBA All-Defensive First Team, his fourth All-Defensive selection in his first five seasons with the Grizzlies.
- After sustaining multiple facial fractures and undergoing facial surgery during the Grizzlies' first-round playoff series against Portland, **Mike Conley** scored a game-high 22 points and led Memphis to victory in Game 2 of the Western Conference Semifinals, handing Golden State just its third home loss of the 2014-15 regular season or postseason.

NBA STATISTICAL RANKINGS

Category	Memphis	Opponents	Category	Memphis	Opponents
Points per game	98.3	20th	Assists Per Game	21.67	14th
Field Goal Pct.	.458	9th	Steals Per Game	8.54	6th
Free Throw Pct.	.773	7th	Turnovers Per Game	13.34	7th
3-Pt. Field Goal Pct.	.339	22nd	Blocks Per Game	4.23	24th
Offensive Rebounds Per Game	10.44	20th	Personal Fouls Per Game	19.11	9th
Defensive Rebounds Per Game	32.12	15th	Disqualifications	8	T-10th
Rebounds Per Game	42.56	21st	Points Per Game Differential	3.24	8th

2014-15 GAME BY GAME

Date	Opponent	Mem	Opp	Hm	Rd	Tot	Atten	Grizzlies Top Scorer	Grizzlies Top Rebounder	Opponent Top Scorer	
Oct 29	MINNESOTA	W	105	101	1-0	0-0	1-0	17,731	Gasol	32 Young	
Oct 31	at Indiana	W	97	89	1-0	1-0	2-0	14,441	Randolph	22 Copeland	
Nov 1	at Charlotte	W	71	69	1-0	2-0	3-0	18,113	Gasol	22 Jefferson	
Nov 3	NEW ORLEANS	W	93	81	2-0	2-0	4-0	15,302	Gasol	16 Allen, Gasol, Randolph	
Nov 5	at Phoenix	W	102	91	2-0	3-0	5-0	15,377	Conley	24 Randolph, Leuer	
Nov 7	at Oklahoma City	W	91	89	2-0	4-0	6-0	18,203	Conley	20 Gasol	
Nov 8	at Milwaukee	L	92	93	2-0	4-1	6-1	13,841	Randolph	22 Randolph	
Nov 11	LA LAKERS	W	107	102	3-0	4-1	7-1	17,618	Conley	23 Randolph	
Nov 13	SACRAMENTO	W	111	110	4-0	4-1	8-1	15,666	Conley	22 Randolph	
Nov 15	DETROIT	W	95	88	5-0	4-1	9-1	17,215	Gasol	23 Randolph	
Nov 17	HOUSTON	W	119	93	6-0	4-1	10-1	17,012	Conley	19 Randolph	
Nov 19	at Toronto	L	92	96	6-0	4-2	10-2	19,800	Gasol	22 Randolph	
Nov 21	BOSTON	W	117	100	7-0	4-2	11-2	17,712	Gasol	32 Randolph	
Nov 23	LA CLIPPERS	W	107	91	8-0	4-2	12-2	18,119	Gasol	30 Gasol	
Nov 26	at LA Lakers	W	99	93	8-0	5-2	13-2	18,997	Conley, Gasol	19 Gasol	
Nov 28	at Portland	W	112	99	8-0	6-2	14-2	19,459	Gasol	26 Randolph	
Nov 30	at Sacramento	L	97	85	8-0	7-2	15-2	16,240	Randolph	22 Randolph	
Dec 3	at Houston	L	96	105	8-0	7-3	15-3	18,151	Conley	15 Gasol	
Dec 5	SAN ANTONIO	L	101	107	8-1	7-3	15-4	18,119	Gasol	28 Gasol	
Dec 7	MIAMI	W	103	87	9-1	7-3	16-4	16,572	Leuer	20 Leuer	
Dec 9	DALLAS	W	114	105	10-1	7-3	17-4	16,512	Gasol	30 Randolph	
Dec 12	CHARLOTTE	W	113	107	20th	11-1	7-3	18-4	15,897	Randolph	20 Randolph
Dec 13	at Philadelphia	W	120	115	10th	11-1	8-3	19-4	13,698	Conley	36 Randolph
Dec 16	GOLDEN STATE	W	105	98	12-1	8-3	20-4	18,119	Gasol	26 Randolph	
Dec 17	at San Antonio	W	117	116	30th	12-1	9-3	21-4	18,581	Gasol	21 Green
Dec 19	CHICAGO	L	97	103	12-2	9-3	21-5	18,119	Conley	21 Randolph	
Dec 21	at Cleveland	L	91	105	12-2	9-4	21-6	20,562	Gasol	23 Gasol	
Dec 22	UTAH	L	91	97	12-3	9-4	21-7	16,991	Conley	28 Gasol	
Dec 26	HOUSTON	L	111	117	10th	12-4	9-4	21-8	18,119	Gasol	29 Prince
Dec 27	at Miami	W	103	95	12-4	10-4	22-8	19,744	Conley	24 Gasol	
Dec 30	SAN ANTONIO	W	95	87	13-4	10-4	23-8	18,119	Conley	30 Gasol	
Jan 2	at LA Lakers	W	109	106	13-4	11-4	24-8	18,997	Conley	19 Gasol	
Jan 3	at Denver	L	85	114	13-4	11-5	24-9	16,350	Gasol	18 Koufos	
Jan 5	NEW YORK	W	105	83	14-4	11-5	25-9	16,888	Conley	22 Gasol	
Jan 7	at Atlanta	L	86	96	14-4	11-6	25-10	17,126	Conley	17 Conley	
Jan 9	at New Orleans	L	95	106	14-4	11-7	25-11	17,639	Conley, Gasol	19 Randolph	
Jan 11	PHOENIX	W	122	110	20th	15-4	11-7	26-11	17,212	Randolph	27 Randolph
Jan 14	at Brooklyn	W	103	92	15-4	12-7	27-11	16,516	Randolph	20 Randolph	
Jan 16	at Orlando	W	106	96	15-4	13-7	28-11	18,141	Je. Green	21 Gasol	
Jan 17	PORTLAND	W	102	98	16-4	13-7	29-11	18,119	Randolph	20 Randolph	
Jan 19	DALLAS	L	95	103	16-5	13-7	29-12	18,119	Conley	22 Randolph	
Jan 21	TORONTO	W	92	86	17-5	13-7	30-12	15,112	Gasol	26 Randolph	
Jan 24	PHILADELPHIA	W	101	83	18-5	13-7	31-12	17,579	Je. Green	18 Randolph	
Jan 26	ORLANDO	W	103	94	19-5	13-7	32-12	15,407	Randolph	24 Gasol, Randolph	
Jan 27	at Dallas	W	109	90	19-5	14-7	33-12	20,160	Randolph	22 Randolph	
Jan 29	DENVER	W	99	69	20-5	14-7	34-12	16,736	Randolph	15 Randolph	
Jan 31	OKLAHOMA CITY	W	85	74	21-5	14-7	35-12	18,119	Randolph	21 Randolph	
Feb 2	at Phoenix	W	102	101	21-5	15-7	36-12	17,199	Conley	23 Koufos	
Feb 4	at Utah	W	100	90	21-5	16-7	37-12	19,911	Gasol	23 Randolph	
Feb 6	at Minnesota	L	89	90	21-5	16-8	37-13	14,388	Conley, Gasol, Je. Green	15 Randolph	
Feb 8	ATLANTA	W	94	88	22-5	16-8	38-13	18,119	Conley	21 Randolph	
Feb 10	BROOKLYN	W	95	86	23-5	16-8	39-13	16,901	Randolph	19 Gasol	
Feb 11	at Oklahoma City	L	89	105	23-5	16-9	39-14	18,203	Randolph	16 Randolph	
Feb 22	at Portland	W	98	92	23-5	17-9	40-14	19,782	Gasol	21 Randolph	
Feb 23	at LA Clippers	W	90	87	23-5	18-9	41-14	19,161	Conley	18 Randolph	
Feb 25	at Sacramento	L	90	102	23-5	18-10	41-15	16,794	Randolph	20 Koufos	
Feb 27	LA CLIPPERS	L	79	97	23-6	18-10	41-16	18,119	Randolph	20 Randolph	
Feb 28	at Minnesota	W	101	97	23-6	19-10	42-16	19,356	Gasol	27 Gasol, Randolph	
Mar 3	UTAH	L	82	93	23-7	19-10	42-17	16,779	Lee	18 Koufos	
Mar 4	at Houston	W	102	100	23-7	20-10	43-17	18,224	Gasol	21 Allen, Randolph	
Mar 6	LA LAKERS	W	97	90	24-7	20-10	44-17	17,399	Randolph	24 Randolph	
Mar 7	at New Orleans	L	89	95	24-7	20-11	44-18	17,346	Je. Green	20 Allen	
Mar 9	at Chicago	W	101	91	24-7	21-11	45-18	21,815	Gasol	23 Randolph	
Mar 11	at Boston	L	92	95	24-7	21-12	45-19	17,135	Conley	20 Randolph	
Mar 12	at Washington	L	87	107	24-7	21-13	45-20	18,186	Je. Green, Stokes	13 Stokes	
Mar 14	MILWAUKEE	W	96	83	25-7	21-13	46-20	18,119	Lee	17 Gasol, Koufos	
Mar 16	DENVER	W	92	81	26-7	21-13	47-20	16,614	Randolph	21 Randolph	
Mar 17	at Detroit	L	95	105	26-7	21-14	47-21	14,399	Je. Green	21 Gasol	
Mar 20	at Dallas	W	112	101	26-7	22-14	48-21	20,399	Randolph	21 Gasol	
Mar 21	PORTLAND	W	97	86	27-7	22-14	49-21	17,898	Je. Green	23 Allen	
Mar 23	at New York	W	103	82	27-7	23-14	50-21	19,812	Randolph	23 Gasol	
Mar 25	CLEVELAND	L	89	111	27-8	23-14	50-22	18,119	Gasol	18 Allen	
Mar 27	GOLDEN STATE	L	84	107	27-9	23-14	50-23	18,119	Conley, Je. Green	16 Je. Green	
Mar 29	at San Antonio	L	89	104	27-9	23-15	50-24	18,581	Randolph	20 Randolph	
Mar 30	SACRAMENTO	W	97	83	28-9	23-15	51-24	17,218	Conley	18 Koufos	
Apr 3	OKLAHOMA CITY	W	100	92	29-9	23-15	52-24	18,119	Je. Green	22 Koufos	
Apr 4	WASHINGTON	L	83	92	29-10	23-15	52-25	18,119	Gasol	18 Gasol	
Apr 8	NEW ORLEANS	W	110	74	30-10	23-15	53-25	17,518	Gasol, Je. Green, Randolph	15 Randolph	
Apr 10	at Utah	W	89	88	30-10	24-15	54-25	18,873	Gasol	22 Randolph	
Apr 11	at LA Clippers	L	86	94	30-10	24-16	54-26	19,401	Randolph	21 Randolph	
Apr 13	at Golden State	L	107	111	30-10	24-17	54-27	19,596	Adams	19 Je. Green	
Apr 15	INDIANA	W	95	83	31-10	24-17	55-27	17,109	Gasol	33 Gasol	
										13 Miles	



SEASON REVIEW

2013-14 MEMPHIS GRIZZLIES (50-32)



Back Row, standing (L-R): Duane Ticknor, Elston Turner, Tayshaun Prince, Ed Davis, Jon Leuer, Kosta Koufos, Marc Gasol, Zach Randolph, James Johnson, Quincy Pondexter, Bob Thornton, Shawn Respert, Jason March
Front Row, sitting (L-R): Mike Miller, Jamaal Franklin, Mike Conley, Dave Joerger, Nick Calathes, Courtney Lee, Tony Allen

	--Field Goals--										--3-Point FG--				--Free Throws--				--Rebounds--							
Player	G	GS	Min	FG	FGA	Pct	FG	FGA	Pct	FT	FTA	Pct	Off	Def	Tot	Ast	PF	Dq	Stl	TO	Blk	Pts	Avg			
Randolph	79	79	2705	560	1198	.467	2	20	.100	250	337	.742	265	530	795	200	210	0	54	183	23	1372	17.4			
Conley	73	73	2446	463	1030	.450	105	291	.361	225	276	.815	41	172	213	441	141	1	110	150	13	1256	17.2			
Gasol	59	59	1970	336	711	.473	2	11	.182	185	241	.768	84	340	424	215	150	1	59	111	76	859	14.6			
Lee	49	47	1469	205	431	.476	49	142	.345	81	90	.900	21	117	138	83	90	0	45	48	19	540	11.0			
Allen	55	28	1278	204	413	.494	11	47	.234	76	121	.628	79	129	208	94	121	0	90	90	19	495	9.0			
Bayless	31	5	650	90	239	.377	25	83	.301	45	57	.789	8	51	59	66	72	1	20	22	5	250	8.1			
Johnson	52	4	956	143	308	.464	22	87	.253	76	90	.844	60	106	166	111	102	1	42	66	57	384	7.4			
Miller	82	4	1707	213	443	.481	107	233	.459	46	56	.821	30	177	207	130	95	0	26	77	5	579	7.1			
Koufos	80	22	1349	227	459	.495	0	0	---	60	93	.645	160	258	418	39	182	1	32	67	71	514	6.4			
Pondexter	15	2	270	31	79	.392	11	34	.324	21	26	.808	10	16	26	20	18	0	5	15	1	94	6.3			
Leuer	49	0	642	121	246	.492	23	49	.469	37	47	.787	37	121	158	20	63	0	18	27	13	302	6.2			
Prince	76	76	1948	200	492	.407	20	69	.290	34	60	.567	32	202	234	119	63	0	39	41	19	454	6.0			
Davis	63	4	956	155	290	.534	0	0	---	47	89	.528	92	168	260	27	114	0	17	40	43	357	5.7			
Calathes	71	7	1173	142	311	.457	19	61	.311	44	72	.611	23	114	137	207	117	0	66	101	8	347	4.9			
Morris	5	0	66	6	16	.375	2	7	.286	1	3	.333	4	4	8	8	3	0	3	6	0	15	3.0			
Udrih	10	0	55	10	18	.556	2	2	1.000	5	6	.833	0	2	2	6	4	0	1	5	1	27	2.7			
Franklin	21	0	162	16	39	.410	5	11	.455	2	2	1.000	4	19	23	6	23	0	4	11	2	39	1.9			
Curry	1	0	4	0	0	---	0	0	---	0	0	---	0	0	0	0	0	0	0	0	0	0	0.0			
GRIZZLIES	82	-	19805	3122	6723	.464	405	1147	.353	1235	1666	.741	950	2526	3476	1792	1568	5	631	1124	375	7884	96.1			
OPPONENTS	82	-	19805	2924	6500	.450	615	1731	.355	1292	1686	.766	809	2403	3212	1632	1553	6	591	1162	410	7755	94.6			

QUICK FACTS

- Memphis recorded 50 wins and recorded back-to-back 50-win seasons for the first time in franchise history.
- The Grizzlies made their fourth consecutive postseason appearance, a franchise first, taking the Oklahoma City Thunder to seven games in the first round of the playoffs.
- Memphis closed the season by winning its final 14 home games, recording the longest single-season home winning streak in club history.
- The Grizzlies went 33-13 (.717) following **Marc Gasol's** return from injury on Jan. 14.
- Grizzlies Head Coach **Dave Joerger** set a franchise record for winning percentage by a first-year head coach (.610). Joerger would record the highest winning percentage of any of the 10 first-year head coaches during the season.
- Dave Joerger** was named Western Conference Coach of the Month in January 2014 and April 2014, becoming the first person to earn the honor twice in his first season as a head coach since the award was divided into conferences prior to the 2002-03 season.
- Mike Conley** won the 2013-14 NBA Sportsmanship Award and became the franchise career leader in games played, surpassing former record-holder **Rudy Gay** on Jan. 29, 2014 at Sacramento.
- Zach Randolph** became the franchise career leader for double-doubles on Jan. 28, 2014 at Portland, moving ahead of **Pau Gasol**.
- Mike Miller** ranked second in the NBA and set a single-season franchise record for three-point field goal percentage (.459).

NBA STATISTICAL RANKINGS

Category	Memphis	Opponents	Category	Memphis	Opponents
Points per game	96.1	27th	Assists Per Game	21.85	14th
Field Goal Pct.	.464	7th	Steals Per Game	7.70	14th
Free Throw Pct.	.741	23rd	Turnovers Per Game	13.71	4th
3-PT. Field Goal Pct.	.353	19th	Blocks Per Game	4.57	16th
Offensive Rebounds Per Game	11.59	9th	Personal Fouls Per Game	19.12	5th
Defensive Rebounds Per Game	30.80	21st	Disqualifications	5	T-5th
Rebounds Per Game	42.39	19th	Points Per Game Differential	+4.1	7th

2013-14 GAME BY GAME

Date	Opponent	Mem	Opp	Hm	Rd	Tot	Atten	Grizzlies Top Scorer	Grizzlies Top Rebounder	Opponent Top Scorer			
Oct 30	at San Antonio	L	94	101	0-0	0-1	18,581	Allen	15 Gasol	9 Diaw, Leonard	14		
Nov 1	DETROIT	W	111	108	1-0	0-1	18,119	Conley	22 Randolph	10 Smith, Stuckey	19		
Nov 2	at Dallas	L	99	111	1-0	0-2	12,262	Conley	24 Randolph	14 Nowitzki	24		
Nov 4	BOSTON	W	95	88	2-0	0-2	15,872	Bayless, Conley, Randolph	15 Gasol	8 Green	22		
Nov 6	NEW ORLEANS	L	84	99	2-1	0-2	15,209	Randolph	26 Miller	6 Gordon	19		
Nov 9	GOLDEN STATE	W	108	90	3-1	0-2	16,989	Randolph	23 Randolph	11 Curry	22		
Nov 11	at Indiana	L	79	95	3-1	0-3	13,130	Gasol	15 Davis	7 George	23		
Nov 13	TORONTO	L	87	103	3-2	0-3	15,971	Conley	29 Gasol, Randolph	11 Gay	23		
Nov 15	at LA Lakers	W	89	86	3-2	1-3	18,997	Randolph	28 Randolph	11 Meeks	25		
Nov 17	at Sacramento	W	97	86	3-2	2-3	15,630	Randolph	22 Randolph	10 Outlaw	18		
Nov 18	at LA Clippers	W	106	102	3-2	3-3	19,060	Randolph	26 Randolph	15 Griffin	23		
Nov 20	at Golden State	W	88	81	10	3-2	4-3	7-5	19,596	Randolph	12 Thompson	21	
Nov 22	SAN ANTONIO	L	86	102	3-3	4-3	7-6	17,109	Conley	28 Randolph	10 Parker	20	
Nov 25	HOUSTON	L	86	93	3-4	4-3	7-7	15,246	Prince	16 Koufos	13 Parsons	17	
Nov 27	at Boston	W	100	93	3-4	5-3	8-7	17,319	Bayless	22 Koufos	13 Green	26	
Nov 30	BROOKLYN	L	88	97	3-5	5-3	8-8	17,012	Pondexter	22 Koufos	11 Johnson	26	
Dec 3	PHOENIX	W	110	91	4-5	5-3	9-9	15,069	Leuer	23 Koufos	12 Marc, Morris	18	
Dec 5	LA CLIPPERS	L	81	101	4-6	5-3	9-9	15,112	Koufos	17 Randolph	12 Collision, Crawford, Paul	15	
Dec 7	GOLDEN STATE	L	82	108	4-7	5-3	9-10	15,088	Miller	16 Koufos	16 Thompson	30	
Dec 9	ORLANDO	W	94	85	5-7	5-3	10-10	13,511	Randolph	19 Leuer, Randolph	12 Nelson, Nicholson	19	
Dec 11	OKLAHOMA CITY	L	100	116	5-8	5-3	10-11	16,345	Conley	20 Randolph	8 Westbrook	27	
Dec 13	at New Orleans	L	98	104	5-8	5-4	10-12	15,516	Leuer	19 Randolph	10 Gordon	25	
Dec 15	MINNESOTA	L	93	101	5-9	5-4	10-13	15,417	Conley	28 Randolph	12 Love	30	
Dec 17	LA LAKERS	L	92	96	5-10	5-4	10-14	17,217	Randolph	18 Randolph	16 Bryant, Gasol	21	
Dec 18	at Dallas	L	91	105	5-10	5-5	10-15	19,425	Allen	16 Allen	11 Nowitzki	20	
Dec 21	at New York	W	95	87	5-10	6-5	11-15	19,812	Randolph	25 Randolph	15 Anthony	30	
Dec 23	UTAH	W	104	94	6-10	6-5	12-15	16,665	Randolph	22 Randolph	10 Burke, Jefferson	18	
Dec 26	at Houston	L	92	100	6-10	6-6	12-16	18,201	Randolph	23 Randolph	17 Harden	27	
Dec 28	DENVER	W	120	99	7-10	6-6	13-17	17,017	Randolph	20 Koufos	12 Lawson	20	
Dec 30	CHICAGO	L	91	95	7-11	6-6	13-17	17,668	Conley	26 Johnson, Randolph	10 Butler	26	
Jan 2	at Phoenix	W	99	91	7-11	7-6	14-17	14,844	Randolph	20 Randolph	15 Dragic	33	
Jan 3	at Denver	L	108	111	7-11	7-7	14-18	17,608	Randolph	25 Randolph	13 Lawson	18	
Jan 5	at Detroit	W	112	84	7-11	8-7	15-18	14,134	Leuer	23 Randolph	16 Monroe	19	
Jan 7	SAN ANTONIO	L	108	110	10	7-12	8-7	15-19	15,916	Conley	30 Leuer	9 Duncan	24
Jan 10	PHOENIX	W	104	99	8-12	8-7	16-19	17,049	Conley	31 Davis	17 Dragic	21	
Jan 12	ATLANTA	W	108	101	9-12	8-7	17-19	16,841	Conley	21 Randolph	12 Millsap	21	
Jan 14	OKLAHOMA CITY	W	90	87	10-12	8-7	18-19	17,177	Lee	24 Randolph	13 Durant	37	
Jan 15	at Milwaukee	W	99	90	10-12	9-7	19-19	11,379	Conley, Johnson	15 Davis	9 Knight	27	
Jan 17	SACRAMENTO	W	91	90	11-12	9-7	20-19	16,212	Conley	25 Randolph	9 Cousins	22	
Jan 20	NEW ORLEANS	L	92	95	11-13	9-7	20-20	17,485	Randolph	23 Randolph	20 Davis	27	
Jan 24	at Houston	W	88	87	11-13	10-7	21-20	16,998	Lee	19 Randolph	8 Parsons	34	
Jan 25	HOUSTON	W	99	81	12-13	10-7	22-20	17,512	Conley	17 Randolph	17 Harden	16	
Jan 28	at Portland	W	98	81	12-13	11-7	23-20	19,385	Randolph	23 Randolph	10 Aldridge	27	
Jan 29	at Sacramento	W	99	89	12-13	12-7	24-20	15,195	Conley	27 Randolph	7 Thomas	24	
Jan 31	at Minnesota	W	94	90	12-13	13-7	25-20	17,429	Randolph	26 Randolph	12 Love	28	
Feb 1	MILWAUKEE	W	99	90	13-13	13-7	26-20	17,017	Randolph	23 Randolph	10 Knight	23	
Feb 3	at Oklahoma City	L	77	86	13-13	13-8	26-21	18,203	Gasol, Randolph	13 Randolph	13 Durant	31	
Feb 5	DALLAS	L	96	110	13-14	13-8	26-22	16,118	Randolph	25 Randolph	9 Nowitzki	26	
Feb 8	at Atlanta	W	79	76	13-14	14-8	27-22	15,190	Randolph	20 Gasol	8 Millsap	26	
Feb 9	at Cleveland	L	83	91	10	13-14	14-9	27-23	16,484	Calathes	17 Gasol	9 Irving	28
Feb 11	WASHINGTON	W	92	89	14-14	14-9	28-23	15,613	Calathes, Gasol	18 Randolph	10 Beal	37	
Feb 12	at Orlando	W	86	81	14-14	15-9	29-23	15,310	Randolph	20 Lee	6 Harris, Vucevic	13	
Feb 18	NEW YORK	W	98	93	15-14	15-9	30-23	17,317	Conley	22 Randolph	8 Hardaway Jr.	23	
Feb 21	LA CLIPPERS	W	102	96	16-14	15-9	31-23	17,963	Randolph	21 Randolph	11 Griffin	28	
Feb 22	at Charlotte	L	89	92	16-14	15-10	31-24	18,317	Conley	16 Randolph	11 Walker	31	
Feb 26	LA LAKERS	W	108	103	17-14	15-10	32-24	16,989	Lee	18 Gasol	12 Meeks	39	
Feb 28	at Oklahoma City	L	107	113	17-14	15-11	32-25	18,203	Miller	19 Randolph	10 Durant	37	
Mar 1	CLEVELAND	W	110	96	18-14	15-11	33-25	17,011	Randolph	23 Randolph	14 Irving	28	
Mar 3	at Washington	W	110	104	18-14	16-11	34-25	14,065	Prince	21 Randolph	10 Wall	23	
Mar 5	at Brooklyn	L	94	103	18-14	16-12	34-26	17,053	Leuer	19 Koufos	8 Johnson	21	
Mar 7	at Chicago	W	85	77	18-14	17-12	35-26	21,318	Gasol	18 Randolph	11 Gibson	38	
Mar 8	CHARLOTTE	W	111	89	19-14	17-12	36-26	17,298	Conley	20 Koufos	10 Jefferson	17	
Mar 11	PORTLAND	W	109	99	20-14	17-12	37-26	17,391	Gasol	19 Randolph	12 Lillard	32	
Mar 12	at New Orleans	W	90	88	20-14	18-12	38-26	16,513	Conley	16 Gasol, Randolph	9 Davis	29	
Mar 14	at Toronto	L	86	99	20-14	18-13	38-27	18,465	Randolph	16 Calathes, Randolph	8 Valanciunas	23	
Mar 15	at Philadelphia	W	103	77	20-14	19-13	39-27	15,164	Conley	19 Davis	11 Carter-Williams	23	
Mar 19	UTAH	W	96	86	21-14	19-13	40-27	17,011	Randolph	21 Randolph	11 Burke, Burks, Hayward	16	
Mar 21	at Miami	L	86	91	21-14	19-14	40-28	20,007	Randolph	25 Randolph	14 Allen	18	
Mar 22	INDIANA	W	82	71	22-14	19-14	41-28	18,119	Conley	21 Randolph	13 Stephenson	15	
Mar 24	MINNESOTA	W	109	92	23-14	19-14	42-28	17,784	Conley	23 Gasol	12 Love	16	
Mar 26	at Utah	W	91	87	23-14	20-14	43-28	19,081	Randolph	22 Randolph	13 Favors	22	
Mar 28	at Golden State	L	93	100	23-14	20-15	43-29	19,596	Randolph	21 Gasol, Randolph	7 Curry	33	
Mar 30	at Portland	L	98	105	23-14	20-16	43-30	19,994	Randolph	21 Randolph	7 Aldridge	28	
Mar 31	at Denver	W	94	92	23-14	21-16	44-30	14,570	Randolph	20 Randolph	11 Mozgov	23	
Apr 2	at Minnesota	L	88	102	23-14	21-17	44-31	12,009	Gasol	18 Gasol	7 Love	24	
Apr 4	DENVER	W	100	92	24-14	21-17	45-31	17,011	Allen	24 Randolph	15 Foye	21	
Apr 6	at San Antonio	L	92	112	24-14	21-18	45-32	18,581	Johnson	20 Gasol, Randolph	6 Ginobili, Leonard	37	
Apr 9	MIAMI	W	107	102	25-14	21-18	46-32	18,119	Conley	26 Gasol	14 James	26	
Apr 11	PHILADELPHIA	W	117	95	26-14	21-18	47-32	17,456	Gasol	21 Randolph	11 Wroten, Young	18	
Apr 13	at LA Lakers	W	102	90	26-14	22-18	48-32	18,997	Conley	24 Gasol	15 Meeks	20	
Apr 14	at Phoenix	W	97	91	26-14	23-18	49-32	18,422	Randolph	32 Randolph	9 Mark, Morris	21	
Apr 16	DALLAS	W	106	105	10	27-14	50-32	17,323	Randolph	27 Randolph	14 Nowitzki		



SEASON REVIEW

2012-13 MEMPHIS GRIZZLIES (56-26)



Back Row, standing (L-R): Henry Bibby, David Joergel, Mitchell Anderson, Tayshaun Prince, Jon Leuer, Dexter Pittman, Marc Gasol, Austin Daye, Zach Randolph, Darrell Arthur, Bob Thornton, Lloyd Pierce, Barry Hecker
Front Row, sitting (L-R): Quincy Pondexter, Tony Wroten, Mike Conley, Lionel Hollins, Jerryd Bayless, Keyon Dooling, Tony Allen

	--Field Goals--						--3-Point FG--			--Free Throws--			--Rebounds--											
Player	G	GS	Min	FG	FGA	Pct	FG	FGA	Pct	FT	FTA	Pct	Off	Def	Tot	Ass	PF	Dq	Stl	TO	Blk	Pts	Avg	
Gay	42	42	1541	281	688	.408	40	129	.310	121	156	.776	56	193	249	108	87	1	56	104	31	723	17.2	
Randolph	76	75	2607	471	1024	.460	2	23	.087	225	300	.750	310	544	854	108	180	0	61	150	31	1169	15.4	
Conley	80	80	2757	414	940	.440	106	294	.361	234	282	.830	43	182	225	487	171	0	174	189	24	1168	14.6	
Gasol	80	80	2796	429	869	.494	1	14	.071	268	316	.848	184	438	622	318	255	2	80	157	139	1127	14.1	
Allen	79	79	2109	284	638	.445	3	24	.125	134	187	.717	121	242	363	98	211	1	119	94	44	705	8.9	
Prince	37	36	1174	144	336	.429	15	41	.366	22	37	.595	29	126	155	85	41	0	27	35	12	325	8.8	
Bayless	80	4	1765	260	621	.419	71	201	.353	102	122	.836	22	154	176	264	168	1	59	120	17	693	8.7	
Davis	36	4	544	74	143	.517	0	0	---	37	65	.569	57	103	160	8	80	0	13	18	47	185	5.1	
Speights	40	2	579	106	247	.429	2	5	.400	48	67	.716	76	113	189	18	86	0	10	35	27	282	6.6	
Pondexter	59	1	1243	128	299	.428	60	152	.395	59	75	.787	43	139	132	61	95	0	35	42	6	375	6.4	
Arthur	59	3	970	162	359	.451	5	18	.278	33	46	.717	68	101	169	33	126	1	24	43	33	362	6.1	
Ellington	40	4	676	81	199	.407	41	97	.423	15	16	.938	5	47	52	42	38	0	16	24	1	218	5.5	
Dooling	7	0	82	10	21	.476	5	12	.417	6	7	.857	0	1	1	8	8	0	1	5	0	31	4.4	
Daye	31	0	328	47	111	.423	20	58	.345	11	16	.688	6	54	60	21	39	0	9	16	14	125	4.0	
Johnson	8	0	102	11	25	.440	6	18	.333	1	2	.500	5	6	11	2	5	0	4	3	0	29	3.6	
Wroten	35	0	272	33	86	.384	4	16	.250	21	29	.724	13	15	28	43	34	0	8	29	4	91	2.6	
Selby	10	0	59	6	22	.273	1	6	.167	7	11	.636	0	5	5	4	7	0	2	7	0	20	2.0	
Leuer	19	0	96	15	24	.625	0	0	---	4	7	.571	8	16	24	3	10	0	4	3	0	34	1.8	
Haddadi	13	0	87	7	21	.333	0	0	---	1	2	.500	10	14	24	4	15	0	1	4	6	15	1.1	
Pittman	7	0	20	1	6	.167	0	0	---	0	3	.000	3	2	5	0	4	0	0	1	0	2	0.3	
GRIZZLIES	82	-	19805	2964	6679	.444	382	1108	.345	1349	1746	.773	1059	2445	3504	1715	1660	6	703	1144	436	7659	93.4	
OPPONENTS	82	-	19805	2748	6312	.435	504	1489	.338	1319	1763	.748	845	2359	3204	1599	1643	13	600	1268	450	7319	89.3	

QUICK FACTS

- Memphis set franchise records for overall wins (56), overall winning percentage (.683), home wins (32), road wins (24) and road winning percentage (.585), advancing to the Western Conference Finals for the first time in team history.
- As the fifth seed in the Western Conference Playoffs, the Grizzlies won two playoff series as the lower-seeded team, defeating the Los Angeles Clippers in the first round and ousting the top-seeded Oklahoma City Thunder in the conference semifinals before being eliminated by the San Antonio Spurs in the conference finals.
- Memphis finished second in the Southwest Division for the second consecutive season.
- The Grizzlies allowed a league-best 89.3 points per game to opponents, becoming the first NBA team to hold opponents under 90 points per game since the 2005-06 season.
- Zach Randolph** earned his second career All-Star selection, becoming the first Grizzlies player to make multiple All-Star appearances.
- Marc Gasol** was named the 2012-13 NBA Defensive Player of the Year and selected to the All-NBA Second Team and the NBA All-Defensive Second Team, all career firsts.
- Tony Allen** was selected to his second consecutive NBA All-Defensive First Team, while **Mike Conley** earned NBA All-Defensive Second Team honors after leading the NBA in total steals (franchise-record 174).
- The Grizzlies announced the sale of the team to an investment group led by **Robert J. Pera** on Oct. 31, 2012.

NBA STATISTICAL RANKINGS

Category	Memphis	Opponents	Category	Memphis	Opponents
Points per game	95.0	20th	Assists Per Game	19.55	T-24th
Field Goal Pct.	.447	16th	Steals Per Game	9.56	1st
Free Throw Pct.	.759	13th	Turnovers Per Game	14.47	T-14th
3-PT. Field Goal Pct.	.326	25th	Blocks Per Game	5.23	22th
Offensive Rebounds Per Game	12.59	5th	Personal Fouls Per Game	19.94	12th
Defensive Rebounds Per Game	29.45	26th	Disqualifications	7	T-18th
Rebounds Per Game	42.0	16th	Points Per Game Differential	+2.0	12th

2012-13 GAME BY GAME

Date	Opponent	Mem	Opp	Hm	Rd	Tot	Atten	Grizzlies Top Scorer	Grizzlies Top Rebounder	Opponent Top Scorer				
Oct 31	at LA Clippers	L	92	101	0-0	0-1	19,060	Gay	25	Randolph	16	Crawford	29	
Nov 2	at Golden State	W	104	94	0-0	1-1	19,596	Conley, Gasol	21	Randolph	14	Curry	26	
Nov 5	UTAH	W	103	94	1-0	1-1	17,401	Gasol	22	Randolph	18	Hayward	19	
Nov 7	at Milwaukee	W	108	90	1-0	2-1	11,465	Randolph, Speights	18	Randolph	13	Jennings	19	
Nov 9	HOUSTON	W	93	85	2-0	2-1	4-1	16,087	Gay	21	Randolph	14	Parsons	19
Nov 11	MIAMI	W	104	86	3-0	2-1	5-1	18,119	Ellington	25	Randolph	12	Bosh	22
Nov 14	at Oklahoma City	W	107	97	3-0	3-1	6-1	18,203	Gay	28	Randolph	11	Durant	34
Nov 16	NEW YORK	W	105	95	4-0	3-1	7-1	17,516	Gasol	24	Randolph	15	Anthony	20
Nov 17	at Charlotte	W	94	87	4-0	4-1	8-1	16,541	Conley	20	Randolph	12	Mullens	18
Nov 19	DENVER	L	92	97	4-1	4-1	8-2	15,111	Gay	22	Randolph	13	Gallinari	26
Nov 23	LA LAKERS	W	106	98	5-1	4-1	9-2	18,119	Gay	21	Randolph	12	Bryant	30
Nov 26	CLEVELAND	W	84	78	6-1	4-1	10-2	13,485	Gasol, Randolph	19	Randolph	8	Varejao, Waiters	15
Nov 28	TORONTO	W	103	82	7-1	4-1	11-2	14,603	Speights	12	Randolph	13	DeRozan	16
Nov 30	DETROIT	W	90	78	8-1	4-1	12-2	16,732	Gay	18	Gasol	11	Monroe	17
Dec 1	at San Antonio	L	95	99 (ot)	8-1	4-2	12-3	18,581	Gasol	20	Randolph	15	Parker	30
Dec 4	PHOENIX	W	108	98 (ot)	9-1	4-2	13-3	14,481	Randolph	38	Randolph	22	Dragic	19
Dec 7	at New Orleans	W	96	89	9-1	5-2	14-3	13,698	Gay	28	Gasol	9	Anderson, Rivers, Roberts	15
Dec 8	ATLANTA	L	83	93	9-2	5-2	14-4	17,612	Gasol, Randolph	18	Randolph	13	Smith	24
Dec 12	at Phoenix	L	80	82	9-2	5-3	14-5	13,093	Gay	21	Gay	11	Brown, Dudley	15
Dec 14	at Denver	L	96	99	9-2	5-4	14-6	16,367	Gay	21	Gasol	9	Iguodala	20
Dec 15	at Utah	W	99	86	9-2	6-4	15-6	18,183	Randolph	25	Randolph	16	Jefferson	21
Dec 17	CHICAGO	W	80	71	10-2	6-4	16-6	17,305	Conley	15	Randolph	15	Boozer	16
Dec 19	MILWAUKEE	W	90	80	11-2	6-4	17-6	16,007	Randolph	15	Randolph	17	Jennings	26
Dec 21	DALLAS	W	92	82	12-2	6-4	18-6	17,677	Gay	26	Randolph	13	Carter, Marion	14
Dec 22	at Houston	L	96	121	12-2	6-5	18-7	18,029	Conley	16	Randolph	10	Harden	31
Dec 26	PHILADELPHIA	L	89	99	12-3	6-5	18-8	16,055	Randolph	23	Randolph	9	Wright	28
Dec 29	DENVER	W	81	72	13-3	6-5	19-8	17,707	Gay	19	Speights	10	Brewer, Igoudala, McGee	12
Dec 31	at Indiana	L	83	88	13-3	6-6	19-9	14,979	Randolph	21	Randolph	15	George	21
Jan 2	at Boston	W	93	83	13-3	7-6	20-9	18,624	Conley	23	Randolph	8	Pierce	17
Jan 4	PORTLAND	L	84	86	13-4	7-6	20-10	15,823	Speights	22	Speights	13	Matthews	21
Jan 6	at Phoenix	W	92	81	13-4	8-6	21-10	13,197	Randolph	21	Gasol	12	Tucker	17
Jan 7	at Sacramento	W	113	81	13-4	9-6	22-10	11,531	Ellington	26	Randolph	7	Salmons	17
Jan 9	at Golden State	W	94	87	13-4	10-6	23-10	19,596	Randolph	19	Randolph	12	Curry	24
Jan 11	SAN ANTONIO	W	101	98 (ot)	14-4	10-6	24-10	17,685	Gay	23	Randolph	10	Parker	30
Jan 12	at Dallas	L	83	104	14-4	10-7	24-11	19,984	Gay	12	Arthur	9	Marion	20
Jan 14	LA CLIPPERS	L	73	99	14-5	10-7	24-12	15,837	Randolph	15	Randolph	12	Barnes, Crawford	16
Jan 16	at San Antonio	L	82	103	14-5	10-8	24-13	18,581	Gay	17	Gay	8	Duncan	19
Jan 18	SACRAMENTO	W	85	69	15-5	10-8	25-13	15,910	Conley	19	Gasol	10	Cousins	22
Jan 19	at Chicago	W	85	82 (ot)	15-5	11-8	26-13	22,124	Gasol	19	Randolph	19	Butler	18
Jan 21	INDIANA	L	81	82	15-6	11-8	26-14	17,508	Ellington	17	Allen, Gay	8	West	14
Jan 23	LA LAKERS	W	106	93	16-6	11-8	27-14	17,984	Arthur	20	Gasol	11	Bryant	29
Jan 25	BROOKLYN	W	101	77	17-6	11-8	28-14	16,911	Gasol	20	Gasol, Randolph	9	Lopez	18
Jan 27	NEW ORLEANS	L	83	89	17-7	11-8	28-15	16,277	Randolph	20	Randolph	13	Anderson	22
Jan 28	at Philadelphia	W	103	100	17-7	12-8	29-15	15,448	Gasol	27	Randolph	12	Turner	27
Jan 31	at Oklahoma City	L	89	106	17-7	12-9	29-16	18,203	Bayless	23	Randolph	19	Durant	27
Feb 1	WASHINGTON	W	85	76	18-7	12-9	30-16	15,017	Conley	18	Gasol	15	Nene	14
Feb 5	PHOENIX	L	90	96	18-8	12-9	30-17	14,933	Bayless	29	Randolph	13	Gortat	20
Feb 6	at Atlanta	L	92	103	18-8	12-10	30-18	13,198	Randolph	20	Gasol	10	Teague	22
Feb 8	GOLDEN STATE	W	99	93	19-8	12-10	31-18	16,701	Gasol	20	Randolph	12	Curry	32
Feb 10	MINNESOTA	W	105	88	20-8	12-10	32-18	16,023	Prince	18	Gasol	9	Ridnour, Rubio	17
Feb 12	SACRAMENTO	W	108	101	21-8	12-10	33-18	14,722	Gasol	24	Gasol	12	Cousins	23
Feb 19	at Detroit	W	105	91	21-8	13-10	34-18	14,481	Conley	19	Randolph	10	Jerebko, Knight	13
Feb 20	at Toronto	W	88	82	21-8	14-10	35-18	19,800	Conley, Randolph	17	Randolph	18	Anderson	19
Feb 22	ORLANDO	W	88	82	22-8	14-10	36-18	17,669	Randolph	19	Randolph	14	Afflalo	20
Feb 24	at Brooklyn	W	76	72	22-8	15-10	37-18	17,098	Gasol	16	Randolph	14	Williams	24
Feb 27	DALLAS	W	90	84	23-8	15-10	38-18	16,017	Randolph	22	Gasol	12	Marion	16
Mar 1	at Miami	L	91	98	23-8	15-11	38-19	20,128	Gasol	24	Gasol, Randolph	9	Wade	22
Mar 3	at Orlando	W	108	82	23-8	16-11	39-19	16,020	Prince	14	Davis	10	Afflalo, Moore, Nicholson	12
Mar 6	PORTLAND	W	91	85	24-8	16-11	40-19	16,214	Gasol	23	Gasol	12	Lillard	24
Mar 8	at Cleveland	W	103	92	24-8	17-11	41-19	17,032	Gasol	22	Davis	9	Irving	24
Mar 9	NEW ORLEANS	W	96	85	25-8	17-11	42-19	17,501	Conley	22	Davis	9	Davis	20
Mar 12	at Portland	W	102	97	25-8	18-11	43-19	18,754	Conley	20	Randolph	10	Aldridge	28
Mar 13	at LA Clippers	W	96	85	25-8	19-11	44-19	19,316	Gasol	21	Randolph	8	Paul	24
Mar 15	at Denver	L	80	87	25-8	19-12	44-20	19,408	Randolph	18	Randolph	18	Koufos	17
Mar 16	at Utah	L	84	90	25-8	19-13	44-21	17,122	Bayless	24	Allen, Randolph	9	Hayward	18
Mar 18	MINNESOTA	W	92	77	26-8	19-13	45-21	16,378	Conley	20	Prince	14	Shved	12
Mar 20	OKLAHOMA CITY	W	90	89 (ot)	27-8	19-13	46-21	18,119	Conley	24	Randolph	18	Durant	32
Mar 22	at New Orleans	L	83	90	27-8	19-14	46-22	16,494	Conley	20	Randolph	9	Lopez	23
Mar 23	BOSTON	W	110	106	28-8	19-14	47-22	18,119	Bayless	30	Randolph	11	Pierce	26
Mar 25	at Washington	L	94	107	28-8	19-15	47-23	17,868	Conley	23	Davis, Randolph	7	Wall	47
Mar 27	at New York	L	101	108	28-8	19-16	47-24	19,033	Gasol	26	Allen	10	Smith	35
Mar 29	HOUSTON	W	103	94	29-8	19-16	48-24	18,119	Conley, Randolph	21	Randolph	12	Motiejunas, Parsons	16
Mar 31	at Minnesota	W	99	86	29-8	20-16	49-24	13,680	Gasol	21	Gasol	8	Rubio	23
Apr 1	SAN ANTONIO	W	92	90	30-8	20-16	50-24	16,642	Conley	23	Randolph	10	Parker	25
Apr 3	at Portland	W	94	78	30-8	21-16	51-24	19,275	Conley	20	Davis	10	Hickson, Lillard	17
Apr 5	at LA Lakers	L	84	86	30-8	21-17	51-25	18,997	Conley	21	Gasol	8	Bryant	24
Apr 7	at Sacramento	W	89	87	30-8	22-17	52-25	15,205	Conley	25	Gasol	10	Cousins	22
Apr 9	CHARLOTTE	W	94	75	31-8	22-17	53-25	16,591	Conley	20	Randolph	13	Walker	19
Apr 12	at Houston	L	82	78	31-8	23-17	54-25	18,163	Gasol, Randolph	15	Gasol	12	Harden	30
Apr 13	LA CLIPPERS	L	87	91	31-9	23-17	54-26	18,119	Gasol	18	Gasol	15	Jordan	16
Apr 15	at Dallas	W	103	97	31-9	24-17	55-26	19,833	Bayless	19	Davis	11	Nowitzki	26
Apr 17	UTAH	W	86	70	32-9	24-17	56-26	16,777	Randolph	25	Randolph	19	Jefferson	28



SEASON REVIEW

2011-12 MEMPHIS GRIZZLIES (41-25)



Back Row, standing (L-R): Charles Sweeney, Jason March, Dana Davis, Drew Graham, Barry Hecker, Mitchell Anderson, David Joerger, Dante Cunningham, Rudy Gay, Marreese Speights, Hamed Haddadi, Marc Gasol, Zach Randolph, Darrell Arthur, Bob Thornton, Kelly Lambert, Lloyd Pierce, Henry Bibby, Jim Scholler, Gary Schmidt, Vince Ford **Front Row, sitting (L-R):** Quincy Pondexter, O.J. Mayo, Mike Conley, Lionel Hollins, Jeremy Pargo, Gilbert Arenas, Tony Allen **Not Pictured:** Josh Selby

Player	--Field Goals--						--3-Point FG--			--Free Throws--			--Rebounds--										
	G	GS	Min	FG	FGA	Pct	FG	FGA	Pct	FT	FTA	Pct	Off	Def	Tot	Ast	Pf	Dq	Stl	TO	Blk	Pts	Avg
Gay	65	65	2422	485	1067	.455	54	173	.312	208	263	.791	130	287	417	147	138	1	95	161	55	1232	19.0
Gasol	65	65	2370	357	740	.482	1	12	.083	237	317	.748	120	459	579	204	201	0	62	121	121	952	14.6
Conley	62	61	2174	296	684	.433	60	159	.377	136	158	.861	22	134	156	404	133	1	136	125	11	788	12.7
Mayo	66	0	1771	300	736	.408	100	275	.364	133	172	.773	30	180	210	169	137	2	71	124	23	833	12.6
Randolph	28	8	735	132	285	.463	2	8	.250	58	88	.659	78	147	225	48	57	0	21	40	4	324	11.6
Allen	58	57	1525	210	448	.469	8	26	.308	140	175	.800	98	135	233	79	142	0	104	94	33	568	9.8
Speights	60	54	1345	221	488	.453	0	3	.000	84	109	.771	133	241	374	48	147	2	21	74	29	526	8.8
Cunningham	64	5	1124	144	279	.516	0	2	.000	45	69	.652	91	155	246	37	98	0	42	29	34	333	5.2
Arenas	17	0	211	26	64	.406	13	39	.333	7	10	.700	2	16	18	18	35	0	11	12	1	72	4.2
Pondexter	64	8	1002	108	239	.452	22	73	.301	33	53	.623	55	71	126	27	90	0	27	30	5	271	4.2
Young	21	2	240	32	83	.386	0	9	.000	10	12	.833	14	27	41	9	12	0	11	9	2	74	3.5
Hudson	3	0	20	3	11	.273	1	3	.333	2	3	.667	0	0	0	1	0	0	0	2	0	9	3.0
Pargo	44	5	424	50	150	.333	10	38	.263	16	27	.593	12	25	37	55	46	0	15	46	0	126	2.9
Selby	28	0	237	25	72	.347	2	15	.133	11	14	.786	2	13	15	30	17	0	7	29	0	63	2.3
Haddadi	35	0	206	26	48	.542	0	1	.000	18	26	.692	28	43	71	8	43	1	1	21	26	70	2.0
Davis	15	0	130	10	27	.370	4	13	.308	4	8	.500	16	11	27	6	19	0	7	3	1	28	1.9
Skinner	1	0	4	0	1	.000	0	0	---	0	0	---	0	0	0	0	1	0	0	0	0	0	0.0
GRIZZLIES	66	66	15940	2425	5422	.447	277	849	.326	1142	1504	.759	831	1944	2775	1290	1316	7	631	955	345	6269	95.0
OPPONENTS	66	66	15940	2278	5132	.444	417	1209	.345	1163	1522	.764	729	1954	2683	1274	1275	8	518	1130	363	6136	93.0

QUICK FACTS

- Memphis set a franchise record for both regular season winning percentage (.621) and home winning percentage (.788), finishing the season with a franchise-record tying 11-game home winning streak.
- The Grizzlies clinched the fourth seed in the Western Conference Playoffs and hosted a postseason matchup, a seven-game series with the Los Angeles Clippers, for the first time in team history.
- Memphis led the league in steals (9.6) and forced turnovers (17.1) for the second consecutive season, becoming the first team to pace the NBA in both categories in back-to-back seasons since the 1995-96 and 1996-97 Seattle SuperSonics.
- The Grizzlies finished second in the Southwest Division, earning their highest end-of-season rank in the division.
- Lionel Hollins** guided Memphis to a 24-14 record without last season's leading scorer and rebounder **Zach Randolph**, who was sidelined after sustaining a torn right MCL on Jan. 1 at Chicago.
- Tony Allen** earned NBA All-Defensive First Team honors for the first time in his career, becoming the first Grizzlies player ever to be named to the All-Defensive First Team.
- Marc Gasol** was named to his first career All-Star Game, marking the Grizzlies' third All-Star selection.
- Mike Conley** set the franchise record for steals per game (2.19) and finished second in the league in the category.

NBA STATISTICAL RANKINGS

Category	Memphis	Opponents	Category	Memphis	Opponents
Points per game	95.0	20th	Assists Per Game	19.55	T-24th
Field Goal Pct.	.447	16th	Steals Per Game	9.56	1st
Free Throw Pct.	.759	13th	Turnovers Per Game	14.47	T-14th
3-Pt. Field Goal Pct.	.326	25th	Blocks Per Game	5.23	12th
Offensive Rebounds Per Game	12.59	5th	Personal Fouls Per Game	19.94	12th
Defensive Rebounds Per Game	29.45	26th	Disqualifications	7	T-18th
Rebounds Per Game	42.0	16th	Points Per Game Differential	+2.0	12th

2011-12 GAME BY GAME

Date	Opponent	Mem	Opp	Hm	Rd	Tot	Atten	Grizzlies Top Scorer	Grizzlies Top Rebounder	Opponent Top Scorer		
Dec 26	at San Antonio	L	82	95	0-0	0-1	0-1	18,581	Gay	19	Gay	24
Dec 28	OKLAHOMA CITY	L	95	98	0-1	0-1	0-2	18,119	Randolph	24	Gasol, Gay, Randolph	32
Dec 30	HOUSTON	W	113	93	1-1	0-1	1-2	16,069	Randolph	23	Randolph	9
Jan 1	at Chicago	L	64	104	1-1	0-2	2-2	22,763	Davis, Young	10	Boozler, Brewer	17
Jan 3	SACRAMENTO	W	113	96	2-1	0-2	3-2	12,391	Gay	23	Gasol	15
Jan 4	at Minnesota	W	90	86	2-1	1-2	3-3	17,404	Allen	20	Gasol	17
Jan 6	at Utah	L	85	94	2-1	1-3	3-4	19,503	Allen, Gasol	21	Gasol	11
Jan 8	at L.A. Lakers	L	82	90	2-1	1-4	3-5	18,997	Gay	19	Gasol	11
Jan 10	OKLAHOMA CITY	L	95	100	2-2	1-4	3-6	13,601	Gasol	20	Gasol	14
Jan 12	NEW YORK	W	94	83	3-2	1-4	4-6	15,324	Gay	26	Gasol	12
Jan 14	NEW ORLEANS	W	108	99	4-2	1-4	5-6	14,983	Gay	23	Gasol	11
Jan 16	CHICAGO	W	102	86	5-2	1-4	6-6	18,119	Gay	24	Speights	12
Jan 18	at New Orleans	W	93	87	5-2	2-4	7-6	12,045	Gasol	22	Gasol	12
Jan 20	at Detroit	W	98	81	5-2	3-4	8-6	10,255	Gay	24	Gasol	6
Jan 21	SACRAMENTO	W	128	95	6-2	3-4	9-6	16,562	Gay	23	Speights	15
Jan 23	at Golden State	W	91	90	6-2	4-4	10-6	17,549	Gay	23	Gasol	11
Jan 24	at Portland	L	84	97	6-2	4-5	10-7	20,602	Mayo	20	Speights	6
Jan 26	at L.A. Clippers	L	91	98	6-2	4-6	10-8	19,275	Gay	24	Gasol	11
Jan 28	at Phoenix	L	84	86	6-2	4-7	10-9	14,903	Gasol, Gay	18	Gasol	13
Jan 30	SAN ANTONIO	L	73	83	6-3	4-7	10-10	15,118	Mayo	17	Gasol	12
Jan 31	DENVER	W	100	97 (ot)	7-3	4-7	11-10	13,651	Gasol, Gay	20	Gasol, Gay	13
Feb 2	at Atlanta	W	96	77	7-3	5-7	12-10	14,211	Gay	21	Gasol	13
Feb 3	at Oklahoma City	L	94	101	7-3	5-8	12-11	18,203	Gasol	24	Gay	13
Feb 5	at Boston	L	80	98	7-3	5-9	12-12	18,624	Gay	21	Cunningham	12
Feb 6	SAN ANTONIO	L	84	89	7-4	5-9	12-13	13,527	Gasol	22	Gasol	8
Feb 8	MINNESOTA	W	85	80	8-4	5-9	13-13	13,287	Gay	19	Speights	15
Feb 10	INDIANA	W	98	92	9-4	5-9	14-13	16,281	Gay	21	Speights	9
Feb 12	UTAH	L	88	98	9-5	5-9	14-14	14,234	Gay	22	Speights	11
Feb 14	HOUSTON	W	93	83	10-5	5-9	15-14	13,042	Conley	21	Gay	8
Feb 15	at New Jersey	W	105	100	10-5	6-9	16-14	10,885	Gay	25	Speights	18
Feb 17	DENVER	W	103	102	11-5	6-9	17-14	15,201	Gay	20	Gasol	14
Feb 18	GOLDEN STATE	W	104	103	12-5	6-9	18-14	17,151	Gay	19	Gasol	13
Feb 20	at Houston	L	93	97	12-5	6-10	18-15	12,525	Gay	23	Gasol, Gay, Speights	7
Feb 21	PHILADELPHIA	W	89	76	13-5	6-10	19-15	14,258	Gasol	15	Gasol	14
Feb 29	DALLAS	W	96	85	14-5	6-10	20-15	17,023	Gasol	22	Gasol	11
Mar 2	at Toronto	W	102	99	14-5	7-10	21-15	17,168	Gay	23	Gay	12
Mar 3	DETROIT	W	100	83	15-5	7-10	22-15	17,569	Gasol, Mayo	17	Gasol	9
Mar 7	at Golden State	W	110	92	15-5	8-10	23-15	19,171	Gay	26	Gasol, Gay	12
Mar 10	at Phoenix	L	91	98	15-5	8-11	23-16	16,350	Gasol	21	Gasol	8
Mar 11	at Denver	W	94	91	15-5	9-11	24-16	17,737	Mayo	22	Speights	9
Mar 13	L.A. LAKERS	L	111	116(2ot)	15-6	9-11	24-17	18,119	Speights	25	Gasol	11
Mar 16	TORONTO	L	110	114 (ot)	15-7	9-11	24-18	17,239	Gasol	28	Gay	11
Mar 18	WASHINGTON	W	97	92	16-7	9-11	25-18	15,412	Gay	27	Gay, Randolph	9
Mar 20	at Sacramento	L	110	119	16-7	9-12	25-19	11,105	Gay	23	Gasol	10
Mar 22	at Portland	L	93	97	16-7	9-13	25-20	20,636	Gasol	22	Gasol	9
Mar 24	at L.A. Clippers	L	85	101	16-7	9-14	25-21	19,060	Randolph	14	Gasol, Randolph	8
Mar 25	at L.A. Lakers	W	102	96	16-7	10-14	26-21	18,997	Gay	18	Randolph	12
Mar 27	MINNESOTA	W	93	86	17-7	10-14	27-21	14,769	Gay	21	Cunningham	14
Mar 30	at Houston	L	89	98	17-7	10-15	27-22	16,884	Gay	20	Gasol	9
Mar 31	at Milwaukee	W	99	95	17-7	11-15	28-22	17,106	Mayo	24	Gasol	15
Apr 2	at Oklahoma City	W	94	88	17-7	12-15	29-22	18,203	Mayo	22	Speights	13
Apr 3	GOLDEN STATE	W	98	94	18-7	12-15	30-22	14,310	Mayo	19	Allen	7
Apr 4	at Dallas	L	85	95	18-7	12-16	30-23	20,233	Mayo	17	Gasol	10
Apr 6	at Miami	W	97	82	18-7	13-16	31-23	20,008	Gay	17	Randolph	14
Apr 7	DALLAS	W	94	89	19-7	13-16	32-23	18,119	Gay	25	Randolph	11
Apr 9	L.A. CLIPPERS	W	94	85	20-7	13-16	33-23	17,219	Gasol	18	Randolph	12
Apr 11	PHOENIX	W	104	93	21-7	13-16	34-23	15,239	Gay	32	Randolph	9
Apr 12	at San Antonio	L	97	107	21-7	13-17	34-24	18,581	Gay	19	Randolph	11
Apr 14	UTAH	W	103	98	22-7	13-17	35-24	17,190	Gay	26	Gay	12
Apr 15	at New Orleans	L	75	88	22-7	13-18	35-25	15,570	Gay	24	Randolph	13
Apr 17	at Minnesota	W	91	84	22-7	14-18	36-25	16,709	Gay	28	Randolph	11
Apr 18	NEW ORLEANS	W	103	91	23-7	14-18	37-25	14,507	Gay	26	Randolph	6
Apr 20	at Charlotte	W	85	80	23-7	15-18	38-25	13,428	Conley	20	Gay, Randolph	6
Apr 21	PORTLAND	W	93	89	24-7	15-18	39-25	17,904	Gay	21	Speights	11
Apr 23	CLEVELAND	W	109	101	25-7	15-18	40-25	15,504	Gasol, Speights	17	Speights	10
Apr 26	ORLANDO	W	88	76	26-7	15-18	41-25	17,215	Gasol	22	Randolph	12



SEASON REVIEW

2010-11 MEMPHIS GRIZZLIES (46-36)



Back Row, standing (L-R): Damon Stoudamire, Gary Schmidt, Johnny Davis, Mitchell Anderson, Leon Powe, Rudy Gay, Zach Randolph, Hamed Haddadi, Marc Gasol, Darrell Arthur, Shane Battier, Sam Young, Drew Graham, Henry Bibby, David Joerger, Kelly Lambert, Barry Hecker. **Front Row, sitting (L-R):** Xavier Henry, Tony Allen, Ish Smith, Lionel Hollins, Mike Conley, O.J. Mayo, Greivis Vasquez. **Not Pictured:** Jason Williams.

	--Field Goals--						--3-Point FG--			--Free Throws--			--Rebounds--										
Player	G	GS	Min	FG	FGA	Pct	FG	FGA	Pct	FT	FTA	Pct	Off	Def	Tot	Ast	PF	Dq	Stl	TO	Blk	Pts	Av
Randolph	75	74	2724	598	1188	.503	8	43	.186	300	396	.758	326	588	914	163	175	0	63	151	25	1504	20.1
Gay	54	54	2152	409	869	.471	57	144	.396	194	241	.805	82	254	336	153	131	2	91	135	58	1069	19.8
Conley	81	81	2872	423	953	.444	80	217	.369	181	247	.733	32	215	247	528	182	0	144	176	18	1107	13.7
Gasol	81	81	2586	364	691	.527	3	7	.429	220	294	.748	154	415	569	200	265	2	74	146	136	951	11.7
Mayo	71	17	1869	304	747	.407	96	264	.364	99	131	.756	35	135	170	145	127	0	73	99	26	803	11.3
Arthur	80	9	1609	310	624	.497	0	6	.000	109	134	.813	115	227	342	53	228	4	52	88	63	729	9.1
Allen	72	31	1494	251	492	.510	4	23	.174	137	182	.753	70	123	193	104	161	0	129	86	44	643	8.9
Young	78	46	1577	233	494	.472	17	50	.340	89	116	.767	40	147	187	71	120	0	68	61	23	572	7.3
Powe	16	0	141	30	60	.500	2	2	.000	28	46	.609	8	17	25	5	24	0	3	7	1	88	5.5
Battier	23	0	557	43	101	.426	14	42	.333	15	17	.882	32	60	92	32	31	0	16	16	10	115	5.0
Henry	38	16	527	65	160	.406	2	17	.118	33	52	.635	9	28	37	18	48	0	11	13	3	165	4.3
Vasquez	70	1	860	95	233	.408	25	86	.291	34	44	.773	12	61	73	151	83	0	22	70	4	249	3.6
Haddadi	31	0	168	30	58	.517	4	1	.000	15	23	.652	24	44	68	5	29	0	2	11	13	75	2.4
Williams	11	0	124	9	29	.310	3	15	.200	0	0	---	0	8	8	28	2	0	3	7	1	21	1.9
Smith	15	0	113	11	32	.344	0	2	.000	5	11	.455	1	4	5	15	11	0	5	8	0	27	1.8
Carroll	7	0	39	4	9	.444	0	0	---	2	2	1.000	2	6	8	2	5	0	1	0	1	10	1.4
Thabeet	45	0	369	17	39	.436	0	0	---	19	35	.543	24	51	75	4	73	0	9	17	15	53	1.2
Law	11	0	94	3	19	.158	0	6	.000	6	10	.600	3	8	11	14	10	0	4	10	0	12	1.1
Carney	2	0	5	1	3	.333	0	1	.000	0	0	---	1	0	1	0	0	0	1	0	0	2	1.0
GRIZZLIES	82		19880	3200	6801	.471	309	926	.334	1486	1981	.750	970	2391	3361	1691	1705	8	771	1145	441	8195	99.0
OPPONENTS	82		19880	2967	6489	.457	587	1592	.369	1482	1948	.761	905	2387	3292	1724	1754	12	613	1367	505	8003	97.6

QUICK FACTS

- Earning their first postseason berth since the 2005-06 season, the Memphis Grizzlies captivated fans nationwide with a 13-game run through the NBA Playoffs that included a first-round upset over the top-seeded San Antonio Spurs and a thrilling seven-game series with the Oklahoma City Thunder.
- Memphis won the first seven postseason games in franchise history, advancing to the conference semifinals for the first time and selling out all six home playoff games at FedExForum.
- The Grizzlies became the second eighth-seed in NBA history to eliminate a one-seed in a seven-game series (Golden State over Dallas in 2007).
- Memphis competed in a triple-overtime epic with Oklahoma City in Game 4 of the Western Conference Semifinals at FedExForum, tying the longest game in team history and marking the longest game in club postseason history.
- Memphis won 30 home games, tying the second-highest single-season win total in club history, behind only the 2003-04 season (31-10).
- Lionel Hollins became the franchise's all-time winningest head coach, eclipsing Mike Fratello with his 96th victory on Jan. 31 vs. Orlando. Under Hollins, Memphis led the league in both steals and forced turnovers while posting a winning record in four consecutive calendar months (January-April) for the first time in team history.
- Zach Randolph was named to the All-NBA Third Team, the first All-NBA selection for both Randolph and the Grizzlies franchise. Randolph earned numerous honors during the season, including the NBA Western Conference Player of the Month Award for January, three NBA Player of the Week Awards and the NBA Community Assist Award for December, all career firsts.
- After finishing fourth in the NBA Defensive Player of the Year voting, Tony Allen was selected to the NBA All-Defensive Second Team in his first season with the Grizzlies. This marks the first appearance on the All-Defensive Team by a Grizzlies player.
- Rudy Gay drained a game-winning pull-up jumper over LeBron James as time expired to give Memphis a 97-95 victory over Miami on Nov. 20 at FedExForum.
- Mike Conley led the team in assists per game (6.5) for the fourth consecutive season.

NBA STATISTICAL RANKINGS

Category	Memphis	Opponents	Category	Memphis	Opponents
Points per game	99.9	12th	Assists Per Game	20.62	T-21st
Field Goal Pct.	.471	6th	Steals Per Game	9.40	1st
Free Throw Pct.	.750	23rd	Turnovers Per Game	13.96	T-12th
3-PT. Field Goal Pct.	.334	27th	Blocks Per Game	5.38	7th
Offensive Rebounds Per Game	11.83	6th	Personal Fouls Per Game	20.79	17th
Defensive Rebounds Per Game	29.16	24th	Disqualifications	8	T-8th
Rebounds Per Game	41.0	16th	Points Per Game Differential	+2.3	10th

2010-11 GAME BY GAME

Date	Opponent	Mem	Opp	Hm	Rd	Tot	Atten	Grizzlies Top Scorer	Grizzlies Top Rebounder	Opponent Top Scorer		
Oct 27	ATLANTA	L	104	119	0-1	0-0	17,519	Conley	23	Gay	10	
Oct 29	at Dallas	W	91	90	0-1	1-0	20,060	Gay	21	Gasol	15	
Oct 30	MINNESOTA	W	109	89	1-1	1-0	12,753	Mayo	29	Gasol	8	
Nov 2	at L.A. Lakers	L	105	124	1-1	1-1	2-2	18,997	Gay	30	Gasol	8
Nov 3	at Golden State	L	109	115	1-1	1-2	2-3	16,607	Gay	35	Gasol	8
Nov 5	at Phoenix	L	118	123(2ot)	1-1	1-3	2-4	16,470	Gasol, Gay	26	Randolph	14
Nov 6	at Sacramento	W	100	91	1-1	2-3	3-4	14,085	Gay	32	Randolph	11
Nov 8	PHOENIX	W	109	99	2-1	2-3	4-4	10,786	Randolph	23	Randolph	20
Nov 10	DALLAS	L	91	106	2-2	2-3	4-5	10,767	Randolph	23	Gay, Randolph	9
Nov 13	BOSTON	L	110	116(ot)	2-3	2-3	4-6	18,119	Gay	22	Randolph	11
Nov 15	at Orlando	L	72	89	2-3	2-4	4-7	18,846	Gasol	14	Gay, Randolph	9
Nov 16	PORTLAND	L	99	100	2-4	2-4	4-8	10,827	Gay	20	Randolph	14
Nov 19	at Washington	L	86	89	2-4	2-5	4-9	13,504	Randolph	19	Randolph	12
Nov 20	MIAMI	W	97	95	3-4	2-5	5-9	18,119	Randolph	21	Randolph	13
Nov 24	DETROIT	W	105	84	4-4	2-5	6-9	11,283	Randolph	21	Randolph	14
Nov 26	GOLDEN STATE	W	116	111	5-4	2-5	7-9	14,753	Gay	25	Randolph	7
Nov 27	at Cleveland	L	86	92	5-4	2-6	7-10	20,562	Gay	17	Randolph	11
Nov 30	L.A. LAKERS	W	98	96	6-4	2-6	8-10	17,638	Conley	28	Gasol	9
Dec 1	at Atlanta	L	109	112	6-4	2-7	8-11	11,513	Gay	23	Randolph	19
Dec 3	HOUSTON	L	111	127	6-5	2-7	8-12	14,577	Gay	29	Randolph	8
Dec 5	at Denver	L	107	108	6-5	2-8	8-13	15,017	Gay	24	Randolph	12
Dec 6	at Utah	L	85	94	6-5	2-8	8-14	19,131	Conley	19	Randolph	14
Dec 8	at Phoenix	W	104	98(ot)	6-5	3-9	9-14	16,288	Randolph	34	Randolph	17
Dec 11	at L.A. Clippers	W	85	84	6-5	4-9	10-14	14,970	Randolph	18	Randolph	13
Dec 13	PORTLAND	W	86	73	7-5	4-9	11-14	10,467	Randolph	25	Randolph	20
Dec 15	CHARLOTTE	W	113	80	8-5	4-9	12-14	12,219	Mayo	24	Gasol	10
Dec 17	at Houston	L	87	103	8-5	4-10	12-15	14,534	Gay, Young	19	Randolph	9
Dec 18	at San Antonio	L	106	112(ot)	8-5	4-11	12-16	18,581	Mayo	27	Randolph	21
Dec 21	NEW JERSEY	L	94	101	8-6	4-11	12-17	14,113	Gasol	19	Randolph	14
Dec 26	at Indiana	W	104	90	8-6	5-11	13-17	12,630	Gay	30	Randolph	16
Dec 27	TORONTO	W	96	85	9-6	5-11	14-17	14,971	Randolph	21	Allen, Randolph	8
Dec 29	at Sacramento	L	98	100	9-6	5-12	14-18	12,636	Randolph	35	Randolph	17
Jan 1	at Utah	L	92	98	9-6	5-13	14-19	19,732	Randolph	27	Randolph	16
Jan 2	at L.A. Lakers	W	104	85	9-6	6-13	15-19	18,997	Gay	27	Gasol	10
Jan 4	OKLAHOMA CITY	W	110	105	10-6	6-13	16-19	12,765	Randolph	31	Randolph	16
Jan 7	UTAH	W	110	99	11-6	6-13	17-19	14,781	Gay	28	Randolph	11
Jan 8	at Oklahoma City	L	100	109	11-6	6-14	17-20	18,203	Randolph	27	Randolph	16
Jan 10	at Charlotte	L	82	96	11-6	6-15	17-21	10,188	Randolph	15	Randolph	15
Jan 12	at Detroit	W	107	99	11-6	7-15	18-21	13,068	Randolph	34	Randolph	17
Jan 15	DALLAS	W	89	70	12-6	7-15	19-21	15,812	Randolph	23	Randolph	20
Jan 17	CHICAGO	L	84	96	12-7	7-15	19-22	18,119	Randolph	21	Randolph	13
Jan 19	at New Orleans	L	102	103(ot)	12-7	7-16	19-23	15,951	Conley, Gay	22	Gasol, Randolph	10
Jan 21	HOUSTON	W	115	110	13-7	7-16	20-23	13,458	Randolph	29	Randolph	19
Jan 22	at Milwaukee	W	94	81	13-7	8-16	21-23	16,157	Gasol	24	Gasol	16
Jan 24	at Toronto	W	100	98	13-7	9-16	22-23	14,127	Gay	21	Randolph	12
Jan 26	at New Jersey	L	88	93	13-7	9-17	22-24	8,866	Gay	22	Randolph	16
Jan 28	at Philadelphia	W	99	94	13-7	10-17	23-24	14,289	Randolph	22	Randolph	12
Jan 29	WASHINGTON	W	107	93	14-7	10-17	24-24	14,722	Randolph	24	Randolph	20
Jan 31	ORLANDO	W	100	97	15-7	10-17	25-24	13,513	Conley	26	Randolph	9
Feb 2	at Minnesota	W	102	84	15-7	11-17	26-24	12,662	Randolph	23	Randolph	13
Feb 4	CLEVELAND	W	112	105	16-7	11-17	27-24	11,932	Randolph	29	Randolph	13
Feb 5	at Houston	L	93	95(ot)	16-7	11-18	27-25	18,195	Randolph	22	Randolph	17
Feb 7	L.A. LAKERS	L	84	93	16-8	11-18	27-26	18,119	Young	22	Gasol, Randolph	12
Feb 8	at Oklahoma City	W	105	101(ot)	16-8	12-18	28-26	17,868	Randolph	31	Randolph	14
Feb 11	MILWAUKEE	W	89	86	17-8	12-18	29-26	14,749	Conley	23	Gay	10
Feb 13	DENVER	W	116	108	18-8	12-18	30-26	15,398	Arthur	24	Randolph	16
Feb 15	PHILADELPHIA	W	102	91	19-8	12-18	31-26	11,197	Conley	22	Randolph	10
Feb 22	at Denver	L	107	120	19-8	12-19	31-27	14,638	Allen	26	Allen, Randolph	8
Feb 23	at Minnesota	W	104	95	19-8	13-19	32-27	11,497	Randolph	24	Randolph	10
Feb 26	SACRAMENTO	W	120	92	20-8	13-19	33-27	16,028	Randolph	23	Randolph	12
Feb 27	at San Antonio	L	88	95	20-8	13-20	33-28	18,581	Randolph	24	Randolph	17
Mar 1	SAN ANTONIO	W	109	93	21-8	13-20	34-28	13,480	Arthur, Randolph	21	Randolph	10
Mar 4	NEW ORLEANS	L	91	98	21-9	13-20	34-29	15,367	Randolph	20	Randolph	11
Mar 6	at Dallas	W	104	103	21-9	14-20	35-29	20,102	Randolph	29	Battier	11
Mar 7	OKLAHOMA CITY	W	107	101	22-9	14-20	36-29	13,903	Allen, Conley	20	Battier, Mayo	7
Mar 9	NEW YORK	L	108	110	22-10	14-20	36-30	17,512	Allen	22	Randolph	11
Mar 12	at Miami	L	85	118	22-10	14-21	36-31	19,600	Mayo	19	Randolph	9
Mar 14	L.A. CLIPPERS	W	102	85	23-10	14-21	37-31	15,989	Randolph	30	Randolph	12
Mar 17	at New York	L	99	120	23-10	14-22	37-32	19,763	Conley	16	Arthur	7
Mar 19	INDIANA	W	98	78	24-10	14-22	38-32	17,013	Allen	19	Allen	11
Mar 21	UTAH	W	103	85	25-10	14-22	39-32	12,688	Randolph	19	Randolph	13
Mar 23	at Boston	W	90	87	25-10	15-22	40-32	18,624	Powe, Randolph	13	Gasol	11
Mar 25	at Chicago	L	96	99	25-10	15-23	40-33	22,274	Randolph	16	Gasol	11
Mar 27	SAN ANTONIO	W	111	104	26-10	15-23	41-33	17,098	Allen, Randolph	23	Randolph	11
Mar 30	GOLDEN STATE	W	110	91	27-10	15-23	42-33	13,815	Allen	21	Randolph	13
Apr 1	at New Orleans	W	93	81	27-10	15-23	42-33	16,561	Randolph	28	Gasol, Randolph	10
Apr 2	MINNESOTA	W	106	89	28-10	16-23	44-33	15,327	Randolph	22	Gasol	9
Apr 5	L.A. CLIPPERS	L	81	82	28-11	16-23	44-34	15,433	Conley	20	Gasol	15
Apr 8	SACRAMENTO	W	101	96	29-11	16-23	45-34	16,517	Randolph	27	Randolph	15
Apr 10	NEW ORLEANS	W	111	89	30-11	16-23	46-34	17,041	Mayo	18	Gasol, Haddadi	7
Apr 12	at Portland	L	89	102	30-11	16-24	46-35	20,662	Conley	17	Gasol, Haddadi	10
Apr 13	at L.A. Clippers	L	83	110	30-11	16-25	46-36	19,060	Conley	22	Arthur	9



SEASON REVIEW

2009-10 MEMPHIS GRIZZLIES (40-42)



Back Row, standing (L-R): Drew Graham, Damon Stoudamire, Johnny Davis, Gary Schmidt, Mitchell Anderson, Darrell Arthur, Rudy Gay, Marc Gasol, Hasheem Thabeet, Hamed Haddadi, Zach Randolph, DeMarre Carroll, Henry Bibby, Jim Scholler, David Joerger, Jason Biles, Barry Hecker. **Front Row, sitting (L-R):** Sam Young, O.J. Mayo, Mike Conley, Lionel Hollins, Marcus Williams, Jamaal Tinsley, Ronnie Brewer. **Not Pictured:** Lester Hudson.

Player	--Field Goals--						--3-Point FG--			--Free Throws--			--Rebounds--				PF	Dq	Stl	TO	Bk	Pts	Avg
	G	GS	Min	FG	FGA	Pct	FG	FGA	Pct	FT	FTA	Pct	Off	Def	Tot								
Randolph	81	81	3051	652	1336	.488	15	52	.288	362	465	.778	330	620	950	149	226	3	80	174	34	1681	20.8
Gay	80	80	3175	600	1288	.466	66	202	.327	301	400	.753	115	357	472	153	201	0	118	169	64	1567	19.6
Mayo	82	82	3113	542	1183	.458	136	355	.383	212	262	.809	61	250	311	242	174	1	98	176	17	1432	17.5
Gasol	69	69	2469	378	651	.581	0	1	0.000	252	376	.670	208	432	640	165	254	3	69	135	109	1008	14.6
Iverson	3	0	67	15	26	.577	1	1	1.000	6	12	.500	1	3	4	11	5	0	1	7	0	37	12.3
Conley	80	80	2569	369	830	.445	82	212	.387	139	187	.743	30	161	191	425	178	4	109	170	12	959	12.0
Young	80	1	1321	224	497	.451	11	56	.196	136	175	.777	77	124	201	52	106	0	34	94	20	595	7.4
Arthur	32	1	457	63	146	.432	0	0	0.000	17	30	.567	37	73	110	15	60	0	14	22	14	143	4.5
Williams	62	1	872	104	271	.384	24	81	.296	37	55	.673	13	80	93	161	43	0	32	74	1	269	4.3
Hudson	9	0	61	14	35	.400	2	11	.182	6	7	.857	4	6	10	5	5	0	5	5	1	36	4.0
Tinsley	38	1	589	52	140	.371	7	39	.179	22	27	.815	11	55	66	108	67	0	33	63	5	133	3.5
Thabeet	68	13	883	77	131	.588	0	0	---	54	93	.581	85	158	243	11	162	1	15	43	89	208	3.1
Carroll	71	1	795	88	222	.396	0	6	0.000	33	53	.623	53	97	150	33	107	1	28	24	9	209	2.9
Hunter	21	0	158	17	43	.395	0	0	---	19	36	.528	18	24	42	0	10	0	1	9	10	53	2.5
Brewer	5	0	80	3	13	.231	0	0	---	4	5	.800	1	6	7	3	0	0	6	2	0	10	2.0
Haddadi	36	0	240	24	62	.387	0	3	0.000	14	19	.737	26	49	75	10	57	0	1	20	14	62	1.7
Gilder	2	0	5	1	1	1.000	0	0	---	0	0	---	0	1	1	0	0	0	0	1	0	2	1.0
GRIZZLIES	82		19905	3223	6875	.469	344	1020	.337	1614	2202	.733	1070	2496	3566	1543	1655	13	645	1248	399	8404	102.5
OPPONENTS	82		19905	3277	6849	.478	572	1618	.354	1402	1858	.755	907	2349	3256	1875	1840	19	635	1165	501	8528	104.0

QUICK FACTS

- The Memphis Grizzlies finished with a 40-42 record (.488), a 16-game improvement over the 2008-09 season, second in the NBA behind the Oklahoma City Thunder.
- Team established the longest home and road winning streaks in franchise history, winning 11 straight at FedExForum from Dec. 18, 2009-Jan. 25, 2010 and seven-in-a-row away from home from Feb. 17-March 10, 2010.
- In his first season with the team, **Zach Randolph** led the team in scoring (20.8 points) and rebounding (11.7) while setting or tying 16 franchise records en route to his first career All-Star appearance.
- Grizzlies set franchise records in scoring (102.5 points) and field goal percentage (.469).
- Head Coach **Lionel Hollins** is named the Western Conference Coach of the Month after leading the Grizzlies to a 9-4 record (.692) in December, the best December record and sixth-highest winning percentage in a single month in team history.
- Memphis defeated every NBA division leader, including the Cleveland Cavaliers, Los Angeles Lakers, Orlando Magic, Boston Celtics, Dallas Mavericks and Denver Nuggets.
- The Grizzlies won 39 of their final 74 games (.527) following a 1-8 start to the season.
- The club snapped long-standing road losing streaks against the San Antonio Spurs (10 games), New Orleans Hornets (eight games), Phoenix Suns (seven games), Chicago Bulls (five games), Portland Trail Blazers (four games) and Philadelphia 76ers (four games).
- Marc Gasol** set a franchise record for field goal percentage (.581, 4th in the NBA), breaking the previous mark held by his brother Pau (.538 in 2006-07).

NBA STATISTICAL RANKINGS

Category	Memphis	Opponents	Category	Memphis	Opponents
Points per game	102.5	7th	Assists Per Game	18.82	29th
Field Goal Pct.	.469	9th	Steals Per Game	7.87	7th
Free Throw Pct.	.733	25th	Turnovers Per Game	15.22	27th
3-Pt. Field Goal Pct.	.337	26th	Blocks Per Game	4.87	18th
Offensive Rebounds Per Game	13.05	1st	Personal Fouls Per Game	20.18	12th
Defensive Rebounds Per Game	30.44	18th	Disqualifications	13	T-22nd
Rebounds Per Game	43.5	7th	Points Per Game Differential	-1.5	17th

2009-10 GAME BY GAME

Date	Opponent	Mem	Opp	Hm	Rd	Tot	Atten	Grizzlies Top Scorer	Grizzlies Top Rebounder	Opponent Top Scorer	
Oct 28	DETROIT	L	74	96	0-1	0-0	17,212	Gasol	21	Hamilton	
Oct 30	TORONTO	W	115	107	1-1	0-0	10,563	Randolph	30	Bosh	
Nov 1	at Denver	L	123	133	1-1	0-1	15,823	Mayo	40	Anthony	
Nov 2	at Sacramento	L	116	127(ot)	1-1	0-2	17,317	Randolph	30	Martin	
Nov 4	at Golden State	L	105	113	1-1	0-3	14,457	Gay	29	Ellis, Morrow	
Nov 6	at L.A. Lakers	L	98	114	1-1	0-4	15,997	Gay	22	Bryant	
Nov 7	at L.A. Clippers	L	110	113	1-1	0-5	16,399	Gay	33	Kaman	
Nov 10	PORTLAND	L	79	93	1-2	0-5	10,589	Gasol	20	Roy	
Nov 11	at Houston	L	79	104	1-2	0-6	17,220	Mayo	19	Scola	
Nov 14	MINNESOTA	W	97	87	2-2	0-6	10,019	Gay, Mayo	19	Brewer	
Nov 18	L.A. CLIPPERS	W	106	91	3-2	0-6	10,012	Gay, Randolph	21	B. Davis	
Nov 20	at Philadelphia	W	102	97	3-2	1-6	14,269	Gay	33	Williams	
Nov 21	MILWAUKEE	L	98	103	3-3	1-6	11,209	Gay	24	Jennings	
Nov 23	SACRAMENTO	W	116	105	4-3	1-6	5-9	10,109	Gay	8	Evans
Nov 25	at Phoenix	L	111	126	4-3	1-7	5-10	18,284	Randolph	24	Stoudemire
Nov 27	at Portland	W	106	96	4-3	2-7	6-10	20,540	Randolph	21	Roy
Nov 29	at L.A. Clippers	L	88	98	4-3	2-8	6-11	14,854	Gasol	20	Gordon
Nov 30	at Utah	L	93	120	4-3	2-9	6-12	18,469	Mayo	26	Brewer
Dec 2	at Minnesota	W	97	95	4-3	3-9	7-12	11,408	Conley, Gay, Randolph	20	Gomes
Dec 4	DALLAS	W	98	82	5-3	3-9	8-12	13,020	Mayo	25	Terry
Dec 8	CLEVELAND	W	111	109(ot)	6-3	3-9	9-12	16,325	Randolph	32	James
Dec 11	OKLAHOMA CITY	L	94	102	6-4	3-9	9-13	13,048	Conley	20	Durant
Dec 13	at Miami	W	118	90	6-4	4-9	10-13	14,465	Gay	41	Wade
Dec 14	BOSTON	L	105	110	6-5	4-9	10-14	14,193	Gay	23	Pierce
Dec 16	at Atlanta	W	97	110	6-5	4-10	10-15	13,013	Young	20	Dunleavy
Dec 18	INDIANA	L	107	94	7-5	4-10	11-15	13,217	Randolph	26	John
Dec 20	DENVER	W	102	96	8-5	4-10	12-15	13,385	Randolph	32	Anthony
Dec 22	GOLDEN STATE	W	121	108	9-5	4-10	13-15	12,827	Randolph	33	Maggette
Dec 26	at Dallas	L	101	106	9-5	4-11	13-16	20,195	Randolph	27	Terry
Dec 28	WASHINGTON	W	116	111(ot)	10-5	4-11	14-16	14,571	Mayo	28	Arenas
Dec 30	at Indiana	W	121	110	10-5	5-11	15-16	14,741	Gay	31	Head
Jan 2	at Phoenix	W	128	103	10-5	6-11	16-16	17,135	Mayo	25	Stoudemire
Jan 5	at Portland	W	109	104	10-5	7-11	17-16	20,278	Mayo, Randolph	27	Roy
Jan 6	at Utah	L	94	117	10-5	7-12	17-17	19,008	Young	22	Miles
Jan 8	UTAH	W	91	89	11-5	7-12	18-17	14,213	Randolph	29	Okur
Jan 9	at Charlotte	L	87	89	11-5	7-13	18-18	15,438	Mayo	25	Felton
Jan 12	L.A. CLIPPERS	W	104	102	12-5	7-13	19-18	11,004	Gay, Gasol	24	B. Davis
Jan 15	MINNESOTA	W	135	110	13-5	7-13	20-18	12,812	Gay	21	Brewer
Jan 16	SAN ANTONIO	W	92	86	14-5	7-13	21-18	14,116	Randolph	23	Duncan
Jan 18	PHOENIX	W	125	118	15-5	7-13	22-18	18,119	Gay	31	Nash
Jan 20	at New Orleans	L	111	113	15-5	7-14	22-19	14,238	Gay	26	Paul, West
Jan 22	OKLAHOMA CITY	W	86	84	16-5	7-14	23-19	12,948	Gay, Randolph	25	Durant
Jan 25	ORLANDO	W	99	94	17-5	7-14	24-19	12,273	Randolph	23	Howard
Jan 27	at Detroit	W	99	93	17-5	8-14	25-19	14,886	Gasol	25	Stuckey
Jan 29	at San Antonio	L	97	104	17-5	8-15	25-20	18,088	Mayo	28	Duncan
Jan 30	NEW ORLEANS	L	102	109(ot)	17-6	8-15	25-21	12,317	Gasol, Randolph	25	West
Feb 1	L.A. LAKERS	W	95	93	18-6	8-15	26-21	18,119	Gay	25	Bryant
Feb 2	at Cleveland	L	89	105	18-6	8-16	26-22	20,562	Gay	15	James
Feb 5	HOUSTON	L	83	101	18-7	8-16	26-23	14,531	Gasol	17	Brooks
Feb 6	at Minnesota	L	102	109	18-7	8-17	26-24	14,159	Gay	27	Gomes
Feb 9	ATLANTA	L	94	108	18-8	8-17	26-25	10,491	Randolph	20	Crawford
Feb 16	PHOENIX	L	95	109	18-9	8-17	26-26	11,508	Gay	21	Richardson
Feb 17	at Toronto	W	109	102(ot)	18-9	9-17	27-26	16,829	Gay	29	Bosh
Feb 19	MIAMI	L	87	100(2ot)	18-10	9-17	27-27	16,127	Gasol	22	Randolph
Feb 21	at New Jersey	W	104	94	18-10	10-17	28-27	12,076	Gay	29	Beasley
Feb 23	L.A. LAKERS	L	98	99	18-11	10-17	28-28	18,119	Mayo	25	Randolph
Feb 24	at Washington	W	99	94	18-11	11-17	29-28	11,875	Randolph	22	Randolph
Feb 26	CHARLOTTE	L	89	93	18-12	11-17	29-29	14,713	Randolph	24	Randolph
Feb 27	at New York	W	120	109	18-12	12-17	30-29	19,763	Randolph	31	Harrison
Mar 1	PORTLAND	L	93	103	18-13	12-17	30-30	11,123	Randolph	22	Roy
Mar 3	at New Orleans	W	104	100	18-13	13-17	31-30	14,347	Conley	26	Thornton
Mar 4	at Chicago	L	105	96	18-13	14-17	32-30	19,187	Randolph	31	Deng
Mar 6	SAN ANTONIO	L	92	102	18-14	14-17	32-31	15,928	Mayo	23	Jefferson
Mar 8	NEW JERSEY	W	107	101	19-14	14-17	33-31	10,317	Conley, Gay	21	Allen
Mar 10	at Boston	W	111	91	19-14	15-17	34-31	18,624	Gay	28	Lee, Rondo
Mar 12	NEW YORK	W	119	112	20-14	15-17	35-31	12,236	Randolph	24	Walker
Mar 13	DENVER	L	108	125	20-15	15-17	35-32	17,023	Mayo	25	Smith
Mar 16	CHICAGO	W	104	97	21-15	15-17	36-32	15,413	Mayo	24	Murray
Mar 17	at Houston	L	94	107	21-15	15-18	36-33	16,142	Randolph	30	Brooks
Mar 20	GOLDEN STATE	W	123	107	22-15	15-18	37-33	14,897	Gay	25	Ellis
Mar 22	at Sacramento	W	102	85	22-15	16-18	38-33	11,497	Randolph	25	Landry
Mar 24	at Golden State	L	110	128	22-15	16-19	38-34	17,123	Gay	20	Curry
Mar 28	at Milwaukee	L	103	108(ot)	22-15	16-20	38-35	17,008	Randolph	31	Jennings
Mar 31	DALLAS	L	102	106(ot)	22-16	16-20	38-36	11,616	Mayo	27	Terry
Apr 2	NEW ORLEANS	W	107	96	23-16	16-20	39-36	15,043	Mayo	27	Thornton
Apr 4	at Orlando	L	92	107	23-16	16-21	39-37	17,461	Randolph	24	Carter
Apr 6	HOUSTON	L	103	113	23-17	16-21	39-38	11,673	Randolph	22	Martin
Apr 7	at Dallas	L	84	110	23-17	16-22	39-39	20,105	Gay	23	Butler
Apr 9	at San Antonio	W	107	99	23-17	17-22	40-39	18,581	Randolph	23	Ginobili
Apr 10	PHILADELPHIA	L	101	120	23-18	17-22	40-40	15,936	Conley	28	Speights
Apr 12	at Denver	L	101	123	23-18	17-23	40-41	19,155	Conley	22	Smith
Apr 14	at Oklahoma City	L	105	114	23-18	17-24	40-42	18,334	Gay	25	Durant



SEASON REVIEW

2008-09 MEMPHIS GRIZZLIES (24-58)



Back Row, standing (L-R): Damon Stoudamire, Gary Schmidt, Drew Graham, Johnny Davis, Quinton Ross, Rudy Gay, Hakim Warrick, Marc Gasol, Darko Milicic, Darius Miles, Darrell Arthur, David Joerger, Henry Bibby, Barry Hecker, Jim Scholler, Jason Biles.
Front Row, sitting (L-R): Marko Jaric, O.J. Mayo, Lionel Hollins, Mike Conley, Greg Buckner. **Not Pictured:** Hamed Haddadi.

Player	--Field Goals--						--3-Point FG--			-Free Throws-			--Rebounds--						Pts	Avg			
	G	GS	Min	FG	FGA	Pct	FG	FGA	Pct	FT	FTA	Pct	Off	Def	Tot	Ast	PF	Dq			Stl	TO	Blk
Gay	79	78	2945	572	1262	.453	85	242	.351	264	344	.767	109	328	437	135	221	1	98	203	59	1493	18.9
Mayo	82	82	3120	562	1283	.438	145	378	.384	247	281	.879	56	252	308	262	204	1	91	226	13	1516	18.5
Gasol	82	75	2521	350	661	.530	0	1	.000	275	375	.733	201	404	605	143	265	5	63	164	90	975	11.9
Warrick	82	7	2029	340	693	.491	5	23	.217	266	374	.711	129	277	406	66	170	1	48	98	39	951	11.6
Conley	82	61	2508	323	730	.442	88	217	.406	161	197	.817	25	251	276	354	146	1	90	143	8	895	10.9
Lowry	49	21	1071	112	272	.412	17	69	.246	129	161	.801	13	98	111	178	89	1	48	79	8	370	7.6
Arthur	76	64	1464	191	436	.438	0	2	.000	40	60	.667	108	238	346	43	206	1	52	47	52	422	5.6
Milicic	61	15	1034	137	266	.515	0	0	---	59	105	.562	83	181	264	34	134	0	22	48	51	333	5.5
Ross	68	7	1164	99	259	.382	33	88	.375	34	42	.810	29	97	126	47	114	0	32	36	14	265	3.9
Miles	34	0	298	48	99	.485	1	6	.167	23	31	.742	19	38	57	17	32	0	11	21	20	120	3.5
Crittendon	7	0	44	7	15	.467	0	1	.000	5	11	.455	4	2	6	5	5	0	1	3	0	19	2.7
Jaric	53	0	605	48	145	.331	11	28	.393	29	41	.707	23	42	65	74	62	0	29	49	11	136	2.6
Haddadi	19	0	120	15	31	.484	0	0	---	18	30	.600	16	31	47	8	20	0	1	9	12	48	2.5
Buckner	63	0	878	61	159	.384	13	51	.255	20	25	.800	32	98	130	57	108	0	29	38	8	155	2.5
Foyle	1	0	3	0	0	---	0	0	---	0	0	---	0	0	0	0	1	0	0	0	0	0	0.0
GRIZZLIES	82		19805	2865	6311	.454	398	1106	.360	1570	2077	.756	847	2337	3184	1423	1777	11	615	1252	385	7698	93.9
OPPONENTS	82		19805	3018	6378	.473	536	1510	.355	1574	2043	.770	842	2431	3273	1735	1786	11	632	1194	443	8146	99.3

QUICK FACTS

- The Memphis Grizzlies posted a two-game improvement, finishing with a 24-58 record (fifth in the Southwest Division).
- Grizzlies Head Coach **Marc Iavaroni** is relieved of his coaching duties on Jan. 23, 2009 and **Johnny Davis** is named interim head coach for two games.
- Longtime Grizzlies assistant coach and former two-time interim head coach **Lionel Hollins** named head coach of the Memphis Grizzlies on Jan. 25, 2009.
- Rookie **O.J. Mayo** finished runner-up to Chicago's **Derrick Rose** for the NBA Rookie of the Year Award, leading all rookies with 18.5 points per game and being named the T-Mobile Western Conference Rookie of the Month twice (Oct./Nov. and April).
- Mayo sets the franchise rookie record in total points (1,516), field goals made (562), three-point field goal percentage (.384) and minutes (3,120), while setting the overall franchise record in free throw percentage (.879).
- Mike Conley** ties a club record with seven steals on April 13 at Phoenix.
- Marc Gasol** shot .530 from the field in his rookie season, breaking his brother **Pau Gasol's** franchise rookie record (.518 in 2001-02).

NBA STATISTICAL RANKINGS

Category	Memphis	Opponents	Category	Memphis	Opponents
Points per game	93.9	29th	Assists Per Game	17.35	30th
Field Goal Pct.	.454	21st	Steals Per Game	7.50	T-9th
Free Throw Pct.	.756	22nd	Turnovers Per Game	15.27	24th
3-Pt. Field Goal Pct.	.360	21st	Blocks Per Game	4.70	18th
Offensive Rebounds Per Game	10.33	24th	Personal Fouls Per Game	21.67	21st
Defensive Rebounds Per Game	28.50	28th	Disqualifications	11	T-14th
Rebounds Per Game	38.8	30th	Points Per Game Differential	-5.4	26th

2008-09 GAME BY GAME

Date	Opponent	Mem	L	Opp	Hm	Rd	Tot	Atten	Grizzlies Top Scorer	Grizzlies Top Rebounder	Opponent Top Scorer
Oct 29	at Houston	L	71	82	0-0	0-1	0-1	18,196	Gay	20	McGrady
Oct 31	ORLANDO	W	86	84	1-0	0-1	1-1	16,139	Gay	29	Lewis
Nov 1	at Chicago	L	86	96	1-0	0-2	1-2	21,785	Gay	20	Rose
Nov 3	GOLDEN STATE	W	90	79	2-0	0-2	2-2	10,121	Gasol	27	Jackson
Nov 5	at Sacramento	L	95	100	2-0	0-3	2-3	13,685	Mayo	28	Martin
Nov 7	at Golden State	W	109	104	2-0	1-3	3-3	18,744	Gay	23	Jackson
Nov 9	at Denver	L	90	100	2-0	1-4	3-4	14,359	Mayo	31	Anthony
Nov 10	at Phoenix	L	102	107	2-0	1-5	3-5	18,422	Mayo	33	Barbosa
Nov 12	NEW YORK	L	103	132	2-1	1-5	3-6	10,129	Gay	20	Chandler
Nov 14	MILWAUKEE	L	96	101(ot)	2-2	1-5	3-7	11,308	Mayo	25	Jefferson
Nov 18	SACRAMENTO	W	109	94	3-2	1-5	4-7	10,834	Gay	22	Warrick
Nov 21	at Dallas	L	76	91	3-2	1-6	4-8	20,035	Mayo	19	Salmons
Nov 22	UTAH	L	93	104	3-3	1-6	4-9	13,121	Mayo	23	Nowitzki
Nov 24	SAN ANTONIO	L	81	94	3-4	1-6	4-10	12,053	Mayo	26	Hill
Nov 26	at Utah	L	100	117	3-4	1-7	4-11	19,911	Gay	27	Millsap
Nov 28	at San Antonio	L	98	109	3-4	1-8	4-12	17,074	Mayo	32	Mason
Nov 29	OKLAHOMA CITY	L	103	111	3-5	1-8	4-13	11,977	Mayo	30	Durant
Dec 3	at Atlanta	L	95	105	3-5	1-9	4-14	12,088	Warrick	20	Johnson
Dec 5	L.A. CLIPPERS	W	91	83	4-5	1-9	5-14	10,484	Gay	25	B. Davis
Dec 6	at New Orleans	L	87	106	4-5	1-10	5-15	16,822	Gasol	21	Paul
Dec 8	HOUSTON	W	109	97	5-5	1-10	6-15	10,691	Gay	20	Artest, Scola
Dec 10	at Oklahoma City	W	108	102	5-5	2-10	7-15	18,009	Gay	22	Durant
Dec 12	CHICAGO	W	103	96	6-5	2-10	8-15	17,132	Gay	29	Gasol
Dec 14	MIAMI	W	102	86	7-5	2-10	9-15	12,271	Mayo	28	Beasley
Dec 16	NEW ORLEANS	L	84	91	7-6	2-10	9-16	10,231	Gay	28	Paul, West
Dec 19	CHARLOTTE	L	83	112	7-7	2-10	9-17	11,869	Gay	17	Diaw
Dec 22	L.A. LAKERS	L	96	105	7-8	2-10	9-18	17,456	Gay	23	Bryant
Dec 23	at Dallas	L	82	100	7-8	2-11	9-19	20,200	Warrick	17	Nowitzki
Dec 26	INDIANA	W	108	105	8-8	2-11	10-19	12,346	Warrick	21	Daniels
Dec 27	at San Antonio	L	103	106(2ot)	8-8	2-12	10-20	18,797	Mayo	29	Parker
Dec 29	at Minnesota	L	98	108(ot)	8-8	2-13	10-21	12,207	Mayo	23	Jefferson
Dec 30	PHOENIX	L	89	101	8-9	2-13	10-22	14,471	Warrick	25	Barbosa
Jan 2	SAN ANTONIO	L	80	91	8-10	2-13	10-23	12,597	Warrick	16	Duncan
Jan 4	DALLAS	W	102	82	9-10	2-13	11-23	11,731	Mayo	21	Nowitzki
Jan 6	MINNESOTA	L	87	94	9-11	2-13	11-24	10,156	Warrick	22	Foye
Jan 7	at New Jersey	L	89	100	9-11	2-14	11-25	11,552	Mayo	26	Carter
Jan 9	at Toronto	L	82	103	9-11	2-15	11-26	18,486	Gay	22	Bosh
Jan 13	CLEVELAND	L	87	102	9-12	2-15	11-27	15,121	Lowry	25	James
Jan 16	UTAH	L	91	101	9-13	2-15	11-28	10,422	Mayo	23	Williams
Jan 19	DETROIT	L	79	87	9-14	2-15	11-29	17,483	Gay, Mayo	15	Iverson
Jan 21	at Charlotte	L	86	101	9-14	2-16	11-30	11,249	Gay	26	Bell
Jan 23	at New York	L	88	108	9-14	2-17	11-31	18,391	Gay	20	Lee
Jan 24	NEW JERSEY	L	88	99	9-15	2-17	11-32	12,817	Mayo	23	Carter
Jan 27	DENVER	L	85	100	9-16	2-17	11-33	11,338	Mayo	19	Billups
Jan 28	at Oklahoma City	L	102	114(ot)	9-16	2-18	11-34	18,450	Gay	25	Durant
Jan 31	L.A. LAKERS	L	98	115	9-17	2-18	11-35	18,119	Gay	23	Bryant
Feb 2	at Washington	W	113	97	9-17	3-18	12-35	11,442	Mayo	33	Gasol
Feb 4	HOUSTON	W	104	93	10-17	3-18	13-35	10,109	Mayo	32	Conley, Gay
Feb 6	L.A. CLIPPERS	L	105	126	10-18	3-18	13-36	10,912	Gay	26	Gasol, Gay, Mayo
Feb 7	TORONTO	W	78	70	11-18	3-18	14-36	11,498	Mayo, Warrick	16	Five players tied
Feb 9	NEW ORLEANS	W	85	80	12-18	3-18	15-36	10,896	Mayo	22	Mayo
Feb 11	at Philadelphia	L	87	91	12-18	3-19	15-37	12,812	Warrick	31	Miller
Feb 17	at Utah	L	99	117	12-18	3-20	15-38	19,911	Gay, Mayo	18	Milicic
Feb 18	at Portland	L	90	94	12-18	3-21	15-39	20,385	Gay	20	Roy
Feb 20	SACRAMENTO	L	106	115	12-19	3-21	15-40	15,036	Mayo	24	Conley
Feb 24	at Cleveland	L	79	94	12-19	3-22	15-41	20,562	Gay, Warrick	13	Gasol
Feb 25	at Indiana	L	99	104	12-19	3-23	15-42	13,211	Gasol	22	Gasol
Feb 28	OKLAHOMA CITY	L	92	99	12-20	3-23	15-43	10,074	Gay	20	Green
Mar 3	at L.A. Lakers	L	89	99	12-20	3-24	15-44	18,997	Gasol, Mayo	17	Gasol
Mar 4	at L.A. Clippers	W	118	95	12-20	4-24	16-44	13,813	Gay	35	Gasol, Gay
Mar 7	PHILADELPHIA	L	105	110	12-21	4-24	16-45	14,458	Conley	31	Gasol
Mar 8	at Houston	L	83	93	12-21	4-25	16-46	16,179	Gay	21	Arthur
Mar 11	at Minnesota	L	79	104	12-21	4-26	16-47	12,443	Mayo	18	Milicic
Mar 13	at Boston	L	92	102	12-21	4-27	16-48	18,624	Gay	26	Gasol
Mar 15	at Detroit	W	89	84	12-21	5-27	17-48	22,076	Conley	20	Milicic
Mar 16	PORTLAND	L	92	103	12-22	5-27	17-49	11,417	Mayo	21	Gay
Mar 18	DENVER	L	109	111	12-23	5-27	17-50	11,087	Gay	30	Gasol
Mar 20	at New Orleans	L	84	96	12-23	5-28	17-51	17,837	Gay	23	Gasol, Milicic
Mar 21	BOSTON	L	87	105	12-24	5-28	17-52	18,119	Warrick	20	Buckner
Mar 23	at Miami	L	82	94	12-24	5-29	17-53	18,654	Mayo	21	Gasol
Mar 27	at Sacramento	W	113	95	12-24	6-29	18-53	12,987	Gasol	27	Gay
Mar 28	at Portland	L	66	86	12-24	6-30	18-54	20,680	Mayo	12	Conley, Haddadi
Mar 30	at Golden State	W	114	109	12-24	7-30	19-54	18,471	Mayo	24	Haddadi
Apr 1	WASHINGTON	W	112	107	13-24	7-30	20-54	10,013	Gay	25	Gasol
Apr 3	DALLAS	W	107	102	14-24	7-30	21-54	15,126	Gay	27	Gay
Apr 4	at Milwaukee	L	107	102	14-24	8-30	22-54	18,717	Gay	26	Gasol
Apr 7	PORTLAND	L	93	96	14-25	8-30	22-55	10,089	Mayo	31	Arthur
Apr 8	at Orlando	L	78	81	14-25	8-31	22-56	17,461	Gay	18	Gasol
Apr 10	PHOENIX	W	106	89	15-25	8-31	23-56	15,908	Gay, Mayo	20	Arthur, Warrick
Apr 12	at L.A. Lakers	L	75	92	15-25	8-32	23-57	18,997	Mayo	20	Gasol
Apr 13	at Phoenix	L	110	119	15-25	8-33	23-58	18,422	Gay, Warrick	26	Warrick
Apr 15	ATLANTA	W	98	90	16-25	8-33	24-58	12,736	Mayo	26	Arthur



SEASON REVIEW

2007-08 MEMPHIS GRIZZLIES (22-60)



Back Row, standing (L-R): Gordon Chiesa, Drew Graham, Mark Price, Jason Biles, Andy Greer, Brian Cardinal, Hakim Warrick, Kwame Brown, Darko Milicic, Jason Collins, Rudy Gay, Andre Brown, Johnny Davis, Ron DuBois, David Joergler, Mike Curtis.

Front Row, sitting (L-R): Mike Miller, Juan Carlos Navarro, Mike Conley, Marc Iavaroni, Kyle Lowry, Javaris Crittenton, Casey Jacobsen.

Player	--Field Goals--					--3-Point FG--			--Free Throws--			--Rebounds--				PF	Dq	Stl	TO	Blk	Pts	Avg	
	G	GS	Min	FG	FGA	Pct	FG	FGA	Pct	FT	FTA	Pct	Off	Def	Tot								Ast
Gay	81	81	3000	625	1355	.461	134	387	.346	248	316	.785	140	359	499	158	230	6	111	190	79	1632	20.1
Gasol	39	39	1433	279	557	.501	4	15	.267	176	215	.819	94	248	342	116	85	0	16	80	56	738	18.9
Miller	70	70	2474	414	824	.502	155	359	.432	164	212	.774	51	416	467	240	145	3	35	182	16	1147	16.4
Warrick	75	30	1754	328	653	.502	13	48	.271	183	260	.704	123	233	356	53	156	1	36	85	28	852	11.4
Navarro	82	30	2117	308	766	.402	156	432	.361	124	146	.849	34	176	210	177	94	0	48	134	1	896	10.9
Lowry	82	9	2089	256	592	.432	36	140	.257	243	348	.698	41	209	250	296	185	1	92	127	22	791	9.6
Conley	53	46	1381	189	442	.428	30	91	.330	90	123	.732	21	118	139	222	85	1	44	89	2	498	9.4
Crittendon	28	0	508	72	180	.400	9	34	.265	53	76	.697	20	69	89	33	35	0	12	33	2	206	7.4
Stoudamire	29	29	624	77	194	.397	36	94	.383	21	26	.808	14	57	71	112	46	0	19	50	0	211	7.3
Milicic	70	64	1663	219	500	.438	0	1	.000	67	121	.554	127	297	424	58	185	1	32	101	114	505	7.2
Swift	35	4	549	93	177	.525	0	2	.000	52	81	.642	46	83	129	22	74	0	10	39	36	238	6.8
Jones	9	2	137	14	36	.389	3	13	.231	9	10	.900	10	17	27	11	17	0	5	5	2	40	4.4
Kinsey	11	0	96	16	38	.421	3	7	.429	5	6	.833	3	9	12	2	11	0	3	3	0	40	3.6
K. Brown	15	1	204	19	39	.487	0	0	---	14	34	.412	20	37	57	17	24	0	6	14	4	52	3.5
Cardinal	37	1	440	43	126	.341	25	81	.309	13	19	.684	26	70	96	22	62	0	10	23	2	124	3.4
A. Brown	33	1	286	39	78	.500	0	0	---	22	49	.449	37	55	92	8	38	0	7	14	4	100	3.0
Collins	31	3	488	30	59	.508	0	1	.000	20	38	.526	29	60	89	6	84	1	12	25	17	80	2.6
Jacobsen	53	0	547	39	115	.339	16	72	.222	13	17	.765	12	53	65	20	34	0	5	16	1	107	2.0
Richardson	3	0	15	0	6	.000	0	2	.000	0	0	---	0	1	1	1	2	0	0	1	0	0	0.0
GRIZZLIES	82		19805	3060	6737	.454	620	1779	.349	1517	2097	.723	848	2567	3415	1574	1592	14	503	1251	386	8257	100.7
OPPONENTS	82		19805	3394	7076	.480	591	1625	.364	1387	1791	.774	932	2721	3653	1963	1842	12	711	1096	403	8766	106.9

QUICK FACTS

- The Memphis Grizzlies finished with a 22-60 record for the second consecutive season, placing fifth in the Southwest Division.
- The club made a franchise-best 620 three-point field goals.
- **Rudy Gay** finished runner-up to **Hedo Turkoglu** for the NBA Most Improved Player Award, posting 20.1 points per game while recording the NBA's highest scoring average increase from the previous season (9.3).
- Gay also set a then Memphis franchise record for total points in a single season (1,632).
- Gay competed in the 2008 Sprite Slam Dunk Contest during All-Star weekend in New Orleans.
- **Juan Carlos Navarro's** 156 three-pointers made ranked second most in a single season by an NBA rookie, and finished just two behind the then all-time record held by **Kerry Kittles**.
- On Feb. 1, the Grizzlies traded the franchise's all-time leading scorer **Pau Gasol** to the Los Angeles Lakers in exchange for **Kwame Brown**, **Javaris Crittenton**, **Aaron McKie**, the draft rights to brother **Marc Gasol**, two future first round picks and cash considerations.

NBA STATISTICAL RANKINGS

Category	Memphis		Opponents		Category	Memphis		Opponents	
Points per game	100.7	10th	106.9	28th	Assists Per Game	19.20	28th	23.94	28th
Field Goal Pct.	.454	15th	.480	30th	Steals Per Game	6.13	28th	8.67	30th
Free Throw Pct.	.723	26th	.774	29th	Turnovers Per Game	15.26	28th	13.37	22nd
3-Pt. Field Goal Pct.	.349	22nd	.364	18th	Blocks Per Game	4.71	17th	4.91	18th
Offensive Rebounds Per Game	10.34	22nd	11.37	21st	Personal Fouls Per Game	19.41	3rd	22.46	6th
Defensive Rebounds Per Game	31.30	11th	33.18	28th	Disqualifications	14	T-21st	12	T-15th
Rebounds Per Game	41.65	18th	44.55	27th	Points Per Game Differential	-6.2	24th		

2007-08 GAME BY GAME

Date	Opponent	Mem	Opp	Hm	Rd	Tot	Atten	Grizzlies Top Scorer	Grizzlies Top Rebounder	Opponent Top Scorer				
Oct 31	SAN ANTONIO	L	101	104	0-1	0-0	0-1	17,538	Gasol	22	Miller	10	Ginobili	30
Nov 3	INDIANA	L	111	121	0-2	0-0	0-2	14,878	Lowry	19	Gasol, Miller	10	Dunleavy	27
Nov 7	at Seattle	W	105	98	0-2	1-0	1-2	10,761	Gay	25	Gasol, Gay, Milicic	10	Wilcox	21
Nov 9	at Portland	L	98	110	0-2	1-1	1-3	18,112	Gay	31	Milicic	10	Aldridge	30
Nov 10	at Utah	L	94	118	0-2	1-2	1-4	19,771	Gay	18	Miller	12	Boozler	31
Nov 13	HOUSTON	W	105	99	1-2	1-2	2-4	12,398	Gasol	26	Lowry	8	McGrady	41
Nov 14	at Milwaukee	L	99	102	1-2	1-3	2-5	13,462	Gay	26	Milicic	13	Redd	31
Nov 16	NEW ORLEANS	L	118	120(ot)	1-3	1-3	2-6	13,271	Navarro	28	Miller	9	West	40
Nov 17	at Dallas	L	105	108	1-3	1-4	2-7	20,385	Miller	23	Miller	7	Jo. Howard	27
Nov 19	SEATTLE	W	125	108	2-3	1-4	3-7	10,863	Swift	24	Gasol, Gay	7	West	17
Nov 21	TORONTO	L	89	95	2-4	1-4	3-8	12,217	Gasol, Miller	16	Gasol, Miller	10	Bosh	22
Nov 23	at San Antonio	L	88	101	2-4	1-5	3-9	18,797	Navarro	16	Gay	7	Duncan	28
Nov 24	WASHINGTON	W	124	118	3-4	1-5	4-9	13,579	Navarro	28	Gasol	9	Jamison	41
Nov 27	at New Jersey	W	110	103	3-4	2-5	5-9	12,092	Gasol	22	Navarro	11	Carter	32
Nov 28	at Toronto	L	91	103	3-4	2-6	5-10	18,906	Navarro	15	Gasol, Jacobsen	7	Parker	19
Dec 1	MINNESOTA	W	109	80	4-4	2-6	6-10	12,896	Gay	21	Miller	14	McCants	18
Dec 3	PORTLAND	L	105	106	4-5	2-6	6-11	11,317	Gay, Miller	30	Gasol	15	Roy	26
Dec 5	at Houston	L	92	105	4-5	2-7	6-12	17,723	Gasol	23	Gasol	12	Wells, Yao	24
Dec 7	at New Orleans	L	116	118(ot)	4-5	2-8	6-13	10,386	Gay	31	Gasol	10	Paul	43
Dec 8	at Atlanta	L	78	86	4-5	2-9	6-14	15,658	Gay	17	Gay	11	Smith	25
Dec 11	DETROIT	L	103	113	4-6	2-9	6-15	11,962	Gay	20	Miller	11	Billups	28
Dec 14	L.A. CLIPPERS	L	91	98	4-7	2-9	6-16	10,819	Miller	23	Milicic	12	Kaman, Maggette	23
Dec 15	at Orlando	W	123	119	4-7	3-9	7-16	17,519	Gay	32	Miller	8	Howard	31
Dec 17	GOLDEN STATE	L	117	125	4-8	3-9	7-17	10,549	Gay	32	Swift	8	Jackson	28
Dec 19	SAN ANTONIO	W	88	85	5-8	3-9	8-17	13,260	Miller	31	Gay	9	Ginobili	20
Dec 21	at Detroit	L	67	94	5-8	3-10	8-18	22,076	Gay	18	Gasol	10	Prince	16
Dec 22	PHILADELPHIA	L	97	99	5-9	3-10	8-19	11,541	Gasol	31	Gasol	13	Miller	29
Dec 26	NEW ORLEANS	L	98	116	5-10	3-10	8-20	11,189	Gay, Miller	19	Gasol	8	Paul	40
Dec 28	HOUSTON	L	83	103	5-11	3-10	8-21	15,660	Gasol	23	Miller	9	Yao, Scola	22
Dec 30	at San Antonio	L	87	111	5-11	3-11	8-22	18,797	Gasol	19	Gasol, Gay, Milicic	5	Duncan, Parker	24
Jan 2	at Indiana	W	90	72	5-11	4-11	9-22	10,186	Gasol	30	Gasol	12	Dunleavy	16
Jan 4	at Boston	L	96	100	5-11	4-12	9-23	18,624	Gay	21	Gasol, Milicic, Miller	8	Garnett, Pierce	23
Jan 6	MIAMI	W	101	94	6-11	4-12	10-23	14,581	Gasol	28	Gasol	13	Davis	24
Jan 8	L.A. LAKERS	L	101	117	6-12	4-12	10-24	14,981	Miller	19	Gasol	12	Fisher	26
Jan 10	at Sacramento	L	113	116	6-12	4-13	10-25	12,493	Gay	31	Gay, Milicic, Warrick	7	Salmons	28
Jan 11	at Golden State	L	104	116	6-12	4-14	10-26	19,224	Gasol	43	Gasol	11	Ellis	27
Jan 13	at L.A. Lakers	L	99	100	6-12	4-15	10-27	18,997	Miller	27	Gasol	18	Bryant	37
Jan 15	CLEVELAND	L	124	132(ot)	6-13	4-15	10-28	13,871	Gay	30	Gasol	12	James	51
Jan 18	SEATTLE	W	124	100	7-13	4-15	11-28	13,451	Miller	25	Jones	13	Durant	22
Jan 19	at Charlotte	L	87	105	7-13	4-16	11-29	15,848	Gasol	28	Gay	9	Richardson	38
Jan 21	CHICAGO	W	104	90	8-13	4-16	12-29	18,119	Gay, Miller	24	Gasol, Gay, Miller	10	Gordon	25
Jan 23	ORLANDO	L	85	112	8-14	4-16	12-30	10,212	Gay	20	Gasol	11	Turkoglu	26
Jan 25	at Washington	L	93	104	8-14	4-17	12-31	17,123	Miller	21	Miller	9	Jamison	24
Jan 26	L.A. CLIPPERS	W	125	120(ot)	9-14	4-17	13-31	11,072	Gay	34	Gay	12	Maggette	35
Jan 28	DALLAS	L	84	103	9-15	4-17	13-32	11,672	Gay	18	Gasol, Lowry, Milicic	5	Jo. Howard	26
Jan 30	DENVER	L	102	106	9-16	4-17	13-33	12,043	Gay	30	Milicic	16	Iverson	32
Feb 2	UTAH	L	91	110	9-17	4-17	13-34	12,407	Gay	15	Milicic	12	Boozler	19
Feb 5	MILWAUKEE	L	97	102	9-18	4-17	13-35	10,749	Miller	32	Milicic	12	Williams	32
Feb 8	at Dallas	L	81	92	9-18	4-18	13-36	20,315	Gay	18	Gay	12	Nowitzki	21
Feb 9	at New Orleans	L	99	112	9-18	4-19	13-37	17,231	Gay	26	Milicic	7	West	33
Feb 12	SACRAMENTO	W	107	94	10-18	4-19	14-37	10,161	Warrick	24	Warrick	13	Martin	33
Feb 13	at Philadelphia	L	88	102	10-18	4-20	14-38	12,026	Gay, Warrick	23	Warrick	8	Iguodala	29
Feb 19	at Seattle	L	101	108	10-18	4-21	14-39	11,391	Gay	23	Collins	10	Watson	26
Feb 20	at L.A. Clippers	L	86	100	10-18	4-22	14-40	16,117	Gay	21	Milicic	8	Maggette	30
Feb 22	DALLAS	L	83	98	10-19	4-22	14-41	16,245	Gay	18	K. Brown, Warrick	9	Nowitzki	27
Feb 24	at Cleveland	L	89	109	10-19	4-23	14-42	20,562	Warrick	21	Warrick	9	James	25
Feb 26	PHOENIX	L	113	127	10-20	4-23	14-43	13,482	Gay	36	Warrick	11	Nash, Stoudemire	18
Feb 29	at Houston	95	116	10-20	4-24	14-44	18,105	Crittendon	22	Milicic, Warrick	8	McGrady	25	
Mar 1	UTAH	L	92	113	10-21	4-24	14-45	13,232	Gay	20	Warrick	13	Boozler	18
Mar 4	at Chicago	L	97	112	10-21	4-25	14-46	21,725	Lowry	24	Warrick	10	Deng, Gooden	21
Mar 5	NEW JERSEY	W	100	93	11-21	4-25	15-46	10,218	Warrick	25	Milicic	11	Jefferson	22
Mar 8	BOSTON	L	89	119	11-22	4-25	15-47	18,119	Warrick	15	Warrick	5	R. Allen	23
Mar 11	at Phoenix	L	111	132	11-22	4-26	15-48	18,422	Gay	20	Gay	8	Stoudemire	29
Mar 12	at Denver	L	86	108	11-22	4-27	15-49	17,318	Navarro	16	Miller	9	Martin	23
Mar 15	at Golden State	L	107	110	11-22	4-28	15-50	9,596	Warrick	23	Miller	13	Jackson	21
Mar 17	CHARLOTTE	W	98	80	12-22	4-28	16-50	10,971	Navarro	21	Miller	13	Anderson	17
Mar 19	at Minnesota	L	94	98	12-22	4-29	16-51	12,666	Gay	25	Warrick	11	Jefferson	29
Mar 21	at New York	W	120	106	12-22	5-29	17-51	19,763	Miller	34	Warrick	10	Crawford	22
Mar 22	SACRAMENTO	W	117	111	13-22	5-29	18-51	11,151	Gay	24	Milicic	10	Martin	29
Mar 24	DENVER	L	106	120	13-23	5-29	18-52	12,317	Gay	30	Miller	14	Smith	27
Mar 26	at Sacramento	W	106	107(ot)	13-23	5-30	18-53	13,433	Warrick	26	Crittendon, Milicic	9	Martin	36
Mar 28	at L.A. Lakers	W	114	111	13-23	6-30	19-53	18,997	Gay	28	Milicic	12	Bryant	53
Mar 29	at L.A. Clippers	L	97	110	13-23	6-31	19-54	18,125	Gay	23	Milicic	9	Thomson	39
Mar 31	ATLANTA	L	99	116	13-24	6-31	19-55	10,281	Gay	29	Crittendon	8	Smith	26
Apr 2	NEW YORK	W	130	114	14-24	6-31	20-55	10,013	Crittendon	23	Crittendon	9	Randolph	27
Apr 4	GOLDEN STATE	L	86	117	14-25	6-31	20-56	11,463	Gay	23	Gay, Milicic, Miller	7	Biedrins	21
Apr 6	at Minnesota	W	113	101	14-25	7-31	21-56	16,764	Miller	34	Miller	10	Gomes	19
Apr 8	PHOENIX	L	113	127	14-26	7-31	21-57	13,987	Gay	36	Gay	8	Stoudemire	28
Apr 11	at Miami	W	96	91	14-26	8-31	22-57	19,017	Lowry, Warrick	17	A. Brown	11	Barron	22
Apr 12	MINNESOTA	L	105	114	14-27	8-31	22-58	14,873	Conley	25	A. Brown	18	McCants	23
Apr 15	at Portland	L	91	113	14-27	8-32	22-59	19,980	Warrick	17	Warrick	14	Jones	20
Apr 16	at Denver	L	111	120	14-27	8-33	22-60	17,892	Lowry	22	A. Brown	13	Iverson	21



SEASON REVIEW

2006-07 MEMPHIS GRIZZLIES (22-60)



Back Row, L-R: Scott Adubato, Paul Cormier, Lionel Hollins, Mitchell Anderson, Brian Cardinal, Rudy Gay, Stromile Swift, Pau Gasol, Hakim Warrick, Lawrence Roberts, Mike Miller, Alexander Johnson, Yusuf Boyd, Drew Graham, Mike Curtis. **Front Row, L-R:** Kyle Lowry, Dahntay Jones, Damon Stoudamire, Tony Barone, Sr., Chuckie Atkins, Tarence Kinsey, Junior Harrington.

Player	--Field Goals--			--3-Point FG--			-Free Throws-			--Rebounds--								
	G	GS	Min	FG	FGA	Pct	FG	FGA	Pct	FT	FTA	Pct	Off	Def	Tot	Asst	PF	Dq
Gasol	59	59	2133	462	858	.538	3	11	.273	299	400	.748	149	432	581	201	137	0
Miller	70	69	2740	465	1010	.460	202	498	.406	161	203	.793	52	326	378	298	138	0
Atkins	75	23	2064	310	715	.434	116	306	.379	252	311	.810	18	121	139	346	136	2
Warrick	82	43	2152	373	712	.524	0	8	.000	299	388	.771	130	290	420	75	232	3
Gay	78	43	2103	321	760	.422	52	143	.364	152	209	.727	93	255	348	100	192	3
Swift	54	18	1029	161	346	.465	0	5	.000	97	134	.724	85	165	250	17	146	2
Kinsey	48	12	967	139	304	.457	13	46	.283	78	98	.796	29	68	97	41	57	0
Stoudamire	62	51	1501	171	437	.391	59	175	.337	66	83	.795	31	108	139	299	95	0
D. Jones	78	25	1671	220	461	.477	5	12	.417	138	174	.793	47	106	153	68	192	2
Lowry	10	0	175	14	38	.368	3	8	.375	25	28	.893	12	19	31	32	20	0
E. Jones	29	14	561	57	151	.377	22	74	.297	25	34	.735	14	47	61	33	54	1
Harrington	29	8	543	57	137	.416	7	26	.269	31	46	.674	12	56	68	89	79	0
Roberts	54	18	969	94	208	.452	0	2	.000	95	131	.725	101	160	261	30	133	2
Cardinal	28	1	313	42	85	.494	18	44	.409	25	27	.926	13	46	59	31	42	0
Johnson	59	19	753	91	169	.538	0	0	---	78	118	.661	50	131	181	17	137	5
Tsakalidis	23	7	258	20	50	.400	0	0	---	14	24	.583	24	40	64	2	34	0
Padgett	7	0	33	1	7	.143	0	4	.000	0	2	.000	5	4	9	0	2	0
Conroy	3	0	17	0	0	---	0	0	---	0	0	---	1	1	2	1	1	0
GRIZZLIES	82		19980	2998	6948	.465	500	1362	.367	1835	2410	.761	866	2375	3241	1680	1827	20
OPPONENTS	82		19980	3287	6761	.486	576	1480	.389	1603	2113	.759	965	2483	3448	2062	1992	26

QUICK FACTS

- The Memphis Grizzlies ended their season 22-60, fifth in the Southwest Division.
- The Grizzlies scored a franchise-record 144 points in a 144-135 victory on Jan. 3 vs. Golden State, also setting the franchise record for most combined points (279) in a single game.
- Memphis averaged a then club-record 101.6 points per game and shoot a then franchise-best 46.5 percent from the field.
- Mike Miller** made a team-record 202 three-point field goals.
- Pau Gasol** shot a then franchise-best 53.8 percent from the field.
- Miller poured in a franchise-high 45 points on Feb. 21 at Golden State.
- Head Coach **Mike Fratello** relieved of his coaching duties on Dec. 28, and **Tony Barone, Sr.** named interim head coach.
- Rudy Gay** named to the T-Mobile NBA All-Rookie First Team, finishing third in the NBA Rookie of the Year voting behind Brandon Roy and Andrea Bargnani after averaging 10.8 points and 4.5 rebounds in 78 games.
- Gay is named NBA Western Conference T-Mobile Rookie of the Month for the month of November 2007.
- Gasol became the Grizzlies' all-time franchise leader in points scored when he registered his 7,809th career point on March 7 at Toronto.

NBA STATISTICAL RANKINGS

Category	Memphis	Opponents	Category	Memphis	Opponents
Points per game	101.6	6th	Assists Per Game	20.49	T-19th
Field Goal Pct.	.465	8th	Steals Per Game	6.88	23rd
Free Throw Pct.	.761	13th	Turnovers Per Game	16.38	26th
3-Pt. Field Goal Pct.	.367	7th	Blocks Per Game	4.96	13th
Offensive Rebounds Per Game	10.56	23rd	Personal Fouls per game	22.28	16th
Defensive Rebounds Per Game	28.96	23rd	Disqualifications	20	T-25th
Rebounds Per Game	39.52	26th	Points Per Game Differential	-5.1	30th

2006-07 GAME BY GAME

Date	Opponent	Mem	Opp	Hm	Rd	Tot	Atten	Grizzlies Top Scorer	Grizzlies Top Rebounder	Opponent Top Scorer
Nov 1	NEW YORK	L	117	118(30t)	0-1	0-0	0-1	17,113	Atkins	Richardson
Nov 3	CHARLOTTE	W	96	83	1-1	0-0	1-1	13,787	Miller	Roberts
Nov 4	at Detroit	L	86	95	1-1	0-1	1-2	22,076	Warrick	Hamilton
Nov 7	HOUSTON	L	80	86	1-2	0-1	1-3	14,173	Swift	Yao
Nov 11	at Phoenix	L	87	96	1-2	0-2	1-4	18,422	Atkins	Stoudemire
Nov 12	at L.A. Lakers	L	81	91	1-2	0-3	1-5	18,997	Miller	Bryant
Nov 15	at Sacramento	L	111	115	1-2	0-4	1-6	17,317	Atkins	Bibby
Nov 17	DALLAS	L	103	115	1-3	0-4	1-7	16,727	Warrick	Nowitzki
Nov 18	at Dallas	L	84	89	1-3	0-5	1-8	20,535	Gay	Nowitzki
Nov 20	ORLANDO	W	95	86	2-3	0-5	2-8	13,147	Warrick	Howard
Nov 21	at Cleveland	L	94	97	2-3	0-6	2-9	20,562	Atkins	Miller, Swift
Nov 24	WASHINGTON	W	95	80	3-3	0-6	3-9	15,067	Warrick	Swift
Nov 25	at Houston	L	76	85	3-3	1-8	4-11	15,829	Warrick	Gooden
Nov 28	at Denver	W	108	96	3-3	1-7	4-10	12,435	Warrick	Butler
Nov 29	at L.A. Clippers	L	90	105	3-3	1-8	4-11	15,829	Warrick	Yao
Dec 2	MIAMI	L	97	98	3-4	1-8	4-12	18,119	Miller	Anthony
Dec 4	at New York	L	90	98	3-4	1-9	4-13	15,233	Warrick	Wade
Dec 6	at Boston	W	98	96	3-4	2-9	5-13	15,649	Atkins	Curry
Dec 8	at Milwaukee	L	94	100	3-4	2-10	5-14	14,836	Warrick	Pierce
Dec 9	L.A. CLIPPERS	L	82	89	3-5	2-10	5-15	14,509	Miller	Patterson
Dec 11	at New Jersey	L	92	105	3-5	2-11	5-16	12,111	Atkins	Brand
Dec 13	PORTLAND	L	79	85	3-6	2-11	5-17	13,221	Miller	Carter
Dec 15	ATLANTA	L	88	97	3-7	2-11	5-18	14,463	Atkins	Randolph
Dec 16	at Miami	L	90	98	3-7	2-12	5-19	19,600	Miller, Warrick	Pachulla
Dec 18	SEATTLE	W	134	126(20t)	4-7	2-12	6-19	12,423	Miller	Wade
Dec 20	at San Antonio	L	98	105	4-7	2-13	6-20	18,797	Miller	Lewis
Dec 22	at NO/OKla. City	L	97	100(ot)	4-7	2-14	6-21	18,097	Gasol	Duncan
Dec 23	UTAH	L	97	100	4-8	2-14	6-22	14,793	Miller	M. Jackson
Dec 26	at Washington	L	101	116	4-8	2-15	6-23	18,778	Johnson	Boozer
Dec 27	MILWAUKEE	L	96	112	4-9	2-16	6-24	14,914	Gasol	Arenas
Dec 30	TORONTO	W	110	104	5-9	2-15	7-24	15,119	Miller	Reed, Bogut
Dec 31	at Houston	L	109	111	5-9	2-16	7-25	18,124	Miller	Peterson
Jan 3	GOLDEN STATE	W	144	135	6-9	2-16	8-25	12,176	Miller	Grady
Jan 5	BOSTON	L	119	128	6-10	2-16	8-26	15,263	Miller, Gasol	Scarnesi
Jan 7	SAN ANTONIO	L	96	110	6-11	2-16	8-27	15,227	Gasol	Barnes
Jan 9	L.A. LAKERS	W	128	118	7-11	2-16	9-27	16,651	Miller, Gasol	Ginobili
Jan 12	MINNESOTA	L	110	116	7-12	2-16	9-28	16,119	Miller	Bryant
Jan 13	at Chicago	L	66	111	7-12	2-17	9-29	22,104	Gasol	Garnett
Jan 15	PHOENIX	L	122	137	7-13	2-17	9-30	18,119	Miller	Gordon
Jan 17	PHILADELPHIA	W	118	102	8-13	2-17	10-30	14,681	Miller	Korver
Jan 20	at L.A. Clippers	L	91	112	8-13	2-18	10-31	17,672	Gasol	Brand
Jan 22	at Denver	L	98	115	8-13	2-19	10-32	19,155	Gasol	Anthony
Jan 24	at Utah	W	132	130(ot)	8-13	3-19	11-32	19,714	Atkins	Boozer
Jan 26	at San Antonio	L	96	112	8-13	3-20	11-33	18,332	Warrick	Duncan
Jan 27	PORTLAND	L	132	135(20t)	8-14	3-20	11-34	15,211	Miller	Randolph
Jan 29	SACRAMENTO	W	124	117	9-14	3-20	12-34	12,396	Gasol	Bibby
Jan 31	DALLAS	L	94	95	9-15	3-20	12-35	14,762	Miller	Nowitzki
Feb 3	INDIANA	L	110	116	9-16	3-20	12-36	16,163	Gasol	Tinsley, O'Neal
Feb 6	HOUSTON	L	90	98	9-17	3-20	12-37	12,496	Gasol	McGrady
Feb 7	at Dallas	L	97	113	9-17	3-21	12-38	20,263	Gasol	Nowitzki
Feb 9	MINNESOTA	W	105	97(ot)	10-17	3-21	13-38	15,963	Gay	Blount
Feb 10	at NO/OKla. City	L	99	114	10-17	3-22	13-39	17,139	Gasol	Paul
Feb 13	NO/OKLA. CITY	W	108	104	11-17	3-22	14-39	10,641	Miller	Mason
Feb 14	at Indiana	L	104	114	11-17	3-23	14-40	13,037	Gay	O'Neal
Feb 20	at Seattle	L	105	121	11-17	3-24	14-41	16,006	Miller	Lewis
Feb 21	at Golden State	L	115	118(ot)	11-17	3-25	14-42	16,967	Miller	Jackson
Feb 23	at Portland	W	103	102	11-17	4-25	15-42	14,875	Gasol	Randolph
Feb 26	DENVER	L	87	111	11-18	4-25	15-43	14,736	Miller, Gasol	Anthony
Feb 28	UTAH	L	88	104	11-19	4-25	15-44	15,117	Gasol	Harrington
Mar 2	at Philadelphia	L	112	117(ot)	11-19	4-26	15-45	16,314	Gasol	Ingudala, Korver
Mar 3	DETROIT	L	89	92	11-20	4-26	15-46	17,191	Miller	Billups
Mar 7	at Toronto	L	87	94	11-20	4-27	15-47	16,940	Miller	Bosh
Mar 9	at Atlanta	W	105	106	11-20	4-28	15-48	12,257	Miller	Smith
Mar 10	at Charlotte	W	115	107	11-20	5-28	16-48	17,106	Gasol	Felton
Mar 12	NEW JERSEY	L	102	113	11-21	5-28	16-49	12,165	Gasol	Carter
Mar 14	CLEVELAND	L	96	118	11-22	5-28	16-50	14,561	Gay	James
Mar 17	CHICAGO	W	104	103	12-22	5-28	17-50	14,793	Miller	Gordon
Mar 20	NO/OKLA. CITY	L	103	114	12-23	5-28	17-51	10,916	Gasol	West
Mar 22	L.A. LAKERS	L	119	121	12-24	5-28	17-52	16,107	Gasol	Bryant
Mar 24	at Utah	L	108	118	12-24	5-29	17-53	19,911	D. Jones	Boozer
Mar 26	at Phoenix	L	87	105	12-24	5-30	17-54	18,422	Gasol	Bell
Mar 27	at L.A. Lakers	W	88	86	12-24	6-30	18-54	18,997	Kinsey	Bryant
Mar 29	at Portland	W	96	92	12-24	7-30	19-54	15,618	Kinsey	Randolph
Mar 30	at Seattle	L	93	120	12-24	7-31	19-55	16,469	Warrick	Collison, Petro
Apr 1	at Golden State	L	117	122	12-24	7-32	19-56	17,198	Gasol	Richardson
Apr 3	PHOENIX	L	111	116	12-25	7-32	19-57	14,863	Gasol	Stoudemire
Apr 6	GOLDEN STATE	L	104	116	12-26	7-32	19-58	14,087	Kinsey	Davis
Apr 7	at Orlando	L	89	116	12-26	7-33	19-59	17,233	Atkins	Howard
Apr 10	SACRAMENTO	L	100	112	12-27	7-33	19-60	11,393	D. Jones	Bibby
Apr 14	DENVER	W	133	118	13-27	7-33	20-60	18,119	Kinsey, Atkins	Anthony
Apr 16	SAN ANTONIO	W	101	91	14-27	7-33	21-60	13,345	Gasol	Finley, White
Apr 18	at Minnesota	W	116	94	14-27	8-33	22-60	14,977	Gasol	Foye

INTRO



SEASON REVIEW

2005-06 MEMPHIS GRIZZLIES (49-33)



Back Row, L-R: Lionel Hollins, Scott Adubato, Jason Hamm, Mitchell Anderson, Eric Musselman, Mike Miller, Hakim Warrick, Lorenzen Wright, Jake Tsakalidis, Pau Gasol, Lawrence Roberts, Brian Cardinal, Shane Battier, Yusuf Boyd, Scott McCullough, Mike Curtis, Charles Sweeney, Dana Davis. **Front Row, L-R:** Eddie Jones, Anthony Roberson, Bobby Jackson, Mike Fratello, Chucky Atkins, Antonio Burks, Dahntay Jones.

Player	--Field Goals--					--3-Point FG--					--Free Throws--					--Rebounds--									
	G	GS	Min	FG	FGA	Pct	FG	FGA	Pct	FT	FTA	Pct	Off	Def	Tot	Stl	TO	Blk	Pts	Av					
Gasol	80	80	3135	600	1194	.503	3	12	.250	425	617	.689	191	522	713	371	184	1	46	235	153	1628	20.4		
Miller	74	9	2268	354	760	.466	138	339	.407	168	210	.800	42	355	397	200	173	4	52	140	27	1014	13.7		
E. Jones	75	75	2437	292	722	.404	133	374	.356	168	215	.781	35	244	279	177	201	2	131	93	27	885	11.8		
Stoudamire	27	27	862	114	287	.397	36	104	.346	53	62	.855	23	72	95	128	49	0	19	55	1	317	11.7		
Atkins	43	39	1161	160	399	.401	64	182	.352	107	132	.811	11	64	75	129	94	3	29	57	2	491	11.4		
Jackson	71	15	1775	286	748	.382	129	332	.389	107	146	.733	44	179	223	195	155	2	61	101	1	808	11.4		
Battier	81	81	2839	303	621	.488	65	165	.394	147	208	.707	164	265	429	136	223	3	92	90	114	818	10.1		
Wright	78	58	1689	194	406	.478	0	0	---	66	117	.564	142	253	395	48	201	0	52	67	46	454	5.8		
Tsakalidis	51	19	732	100	165	.606	0	0	---	57	87	.655	78	134	212	13	107	1	14	39	32	257	5.0		
Warrick	68	2	724	101	228	.443	0	0	---	76	115	.661	43	101	144	30	113	0	14	56	21	278	4.1		
D. Jones	71	4	967	109	263	.414	3	21	.143	60	93	.645	20	84	104	39	108	1	38	50	15	281	4.0		
Cardinal	36	0	402	46	111	.414	13	29	.448	19	27	.704	11	44	55	33	65	0	23	27	0	124	3.4		
Roberson	16	0	88	14	31	.452	5	10	.500	2	2	1.000	0	6	6	5	6	0	1	3	0	35	2.2		
Burks	57	1	570	51	144	.354	1	6	.167	10	23	.435	4	33	37	76	45	0	20	36	0	113	2.0		
Roberts	33	0	181	20	44	.455	0	2	.000	11	23	.478	26	23	49	5	30	0	8	5	2	51	1.5		
Thomas	3	0	25	2	2	1.000	0	---	---	0	---	---	0	0	0	1	3	0	0	2	1	4	1.3		
GRIZZLIES	82		19855	2746	6125	.448	590	1578	.374	1476	2077	.711	834	2379	3213	1586	1757	17	600	1134	442	7558	92.2		
OPPONENTS	82		19855	2691	6172	.436	408	1223	.334	1465	1942	.754	927	2404	3331	1605	1867	14	597	1213	456	7255	88.5		

QUICK FACTS

- The Memphis Grizzlies wrapped up the season with a 49-33 record (third in the Southwest Division), making the NBA Playoffs for the third consecutive year.
- Dallas swept Memphis, 4-0, in the first round of the 2006 NBA Playoffs.
- The Grizzlies held their opponents to an NBA-low 88.5 points per game.
- Forward **Mike Miller** named NBA Sixth Man of the Year after averaging 13.7 points, 5.4 rebounds and 2.7 assists in 74 games.
- Memphis shot a franchise-best 37.4 percent from three-point range.
- Pau Gasol** became the first NBA All-Star in franchise history and grabbed a game-high 12 rebounds.
- Gasol is named Western Conference Player of the Week twice (games played Feb. 27-March 2 and March 20-26).
- Gasol became the franchise's all-time leading rebounder on March 24 at New York, as he pulled down his 3,072nd rebound in a Grizzlies uniform.
- Gasol tied a franchise record by scoring 30-plus points in three consecutive games from March 24-28.

NBA STATISTICAL RANKINGS

Category	Memphis	Opponents	Category	Memphis	Opponents
Points per game	92.2	27th	Assists Per Game	19.34	22nd
Field Goal Pct.	.448	20th	Steals Per Game	7.32	10th
Free Throw Pct.	.711	27th	Turnovers Per Game	13.83	8th
3-Pt. Field Goal Pct.	.374	8th	Blocks Per Game	5.39	T-8th
Offensive Rebounds Per Game	10.17	25th	Personal Fouls Per Game	21.43	7th
Defensive Rebounds Per Game	29.01	T-21st	Disqualifications	17	T-11th
Rebounds Per Game	39.18	28th	Points Per Game Differential	+3.7	6th

2005-06 GAME BY GAME

Date	Opponent	Mem	Opp	Hm	Rd	Tot	Atten	Grizzlies Top Scorer	Grizzlies Top Rebounder	Opponent Top Scorer	
Nov 2	MIAMI	L 78	97	0-1	0-0	0-1	18,119	Gasol	26	Walker	
Nov 4	at Orlando	W 94	85	0-1	1-0	1-1	14,942	E. Jones	25	Francis	
Nov 5	CLEVELAND	W 113	106	1-1	1-0	2-1	17,368	Gasol	29	Wright	
Nov 8	SEATTLE	W 94	69	2-1	1-0	3-1	14,319	Gasol	20	Wright	
Nov 9	at Boston	L 98	99	2-1	1-1	3-2	15,086	E. Jones	20	Gasol, Miller	
Nov 11	at Cleveland	L 70	89	2-1	1-2	3-3	16,554	E. Jones	15	E. Jones, Jackson, Roberts	
Nov 12	at Atlanta	W 85	84	2-1	2-2	4-3	15,949	Battier	22	Gasol	
Nov 14	L.A. LAKERS	W 85	73	3-1	2-2	5-3	16,671	Gasol	20	Wright	
Nov 16	at Phoenix	W 115	103	3-1	3-2	6-3	15,808	Stoudamire	26	Battier	
Nov 19	at Utah	W 80	72	3-1	4-2	7-3	16,356	Miller	18	Miller, Wright	
Nov 20	at Denver	L 83	99	3-1	4-3	7-4	16,072	Gasol	24	Gasol	
Nov 22	PORTLAND	L 87	95	3-2	4-3	7-5	14,555	Battier	21	Gasol	
Nov 25	HOUSTON	W 86	81	4-2	4-3	8-5	18,119	Battier	20	Wright	
Nov 26	at Dallas	W 112	92	4-2	5-3	9-5	20,135	Gasol	36	Gasol	
Nov 30	at Toronto	W 92	66	4-2	6-3	10-5	14,993	Stoudamire	19	Gasol	
Dec 2	ORLANDO	W 91	69	5-2	6-3	11-5	13,913	Miller	25	Gasol	
Dec 3	at Houston	W 90	75	5-2	7-3	12-5	17,135	Stoudamire	24	Wright	
Dec 6	NO/OKLAHOMA CITY	W 89	73	6-2	7-3	13-5	13,271	Gasol	29	Gasol	
Dec 9	DALLAS	L 83	90	6-3	7-3	13-6	17,176	Miller	19	Gasol, Miller	
Dec 10	at Indiana	L 66	80	6-3	7-4	13-7	16,043	Battier	13	Gasol	
Dec 14	L.A. LAKERS	L 79	94	6-4	7-4	13-8	16,591	Miller	21	Gasol	
Dec 17	PHOENIX	W 91	87	7-4	7-4	14-8	16,375	Gasol, Miller	14	Miller	
Dec 19	DETROIT	L 104	106	20	7-5	7-4	14-9	16,897	Gasol	32	Gasol
Dec 21	PORTLAND	W 89	79	8-5	7-4	15-9	14,231	Gasol	26	Gasol	
Dec 23	CHICAGO	W 95	77	9-5	7-4	16-9	15,917	Miller	27	Gasol	
Dec 26	at Utah	L 102	105	10	9-5	7-5	16-10	18,545	Gasol	32	Gasol
Dec 28	at L.A. Lakers	W 100	99	10	9-5	8-5	17-10	18,997	Stoudamire	25	Miller
Dec 30	at Portland	W 93	90	9-5	9-5	18-10	13,697	Miller	23	Gasol, Battier	
Dec 31	at Seattle	W 100	96	9-5	10-5	19-10	16,567	Gasol	22	Gasol	
Jan 3	GOLDEN STATE	W 104	94	10-5	10-5	20-10	14,697	E. Jones	23	Gasol, Battier, Wright	
Jan 6	UTAH	W 87	65	11-5	10-5	21-10	17,019	Gasol	27	Gasol	
Jan 7	at Chicago	L 82	111	11-5	10-6	21-11	20,378	Burks	18	Gasol	
Jan 10	SACRAMENTO	W 99	85	12-5	10-6	22-11	14,081	Gasol	27	Miller	
Jan 13	NEW JERSEY	W 81	69	13-5	10-6	23-11	17,221	Miller	18	Miller	
Jan 14	at San Antonio	L 79	80	13-5	10-7	23-12	18,797	Gasol	26	E. Jones	
Jan 16	SAN ANTONIO	L 83	93	13-6	10-7	23-13	18,119	Gasol	25	Gasol	
Jan 18	at NO/OKlahoma City	L 79	87	13-6	10-8	23-14	14,554	Miller	21	E. Jones	
Jan 20	at Philadelphia	L 86	89	13-6	10-9	23-15	18,010	E. Jones	22	Wright	
Jan 22	at Washington	W 93	82	13-6	11-9	24-15	14,914	Miller	30	Five players tied	
Jan 24	at Miami	L 82	94	13-6	11-10	24-16	19,600	Jackson	22	Gasol	
Jan 25	MINNESOTA	W 107	87	14-6	11-10	25-16	16,813	Gasol	30	Gasol, Battier	
Jan 27	at Detroit	L 89	95	14-6	11-11	25-17	22,076	Gasol	31	Gasol	
Jan 28	NO/OKLAHOMA CITY	L 86	95	14-7	11-11	25-18	16,228	Gasol	25	Gasol	
Jan 30	HOUSTON	W 86	77	15-7	11-11	26-18	16,371	Atkins	19	Gasol	
Feb 1	DALLAS	L 80	81	15-8	11-11	26-19	15,817	Gasol	26	Gasol	
Feb 4	at Milwaukee	L 78	88	15-8	11-12	26-20	17,894	Gasol	19	Gasol	
Feb 7	at Sacramento	L 96	104	15-8	11-13	26-21	17,317	Jackson	24	Battier	
Feb 8	at Phoenix	L 102	108	15-8	11-14	26-22	17,801	Jackson	17	Battier	
Feb 10	at L.A. Clippers	L 87	91	15-8	11-15	26-23	17,182	Gasol, Battier	16	Tsakalidis	
Feb 11	at L.A. Lakers	W 100	99	15-8	12-15	27-23	18,997	Gasol	31	Gasol	
Feb 13	at Golden State	W 81	79	15-8	13-15	28-23	17,023	Gasol	23	Gasol	
Feb 15	SACRAMENTO	W 84	78	16-8	13-15	29-23	14,541	Gasol	24	Wright	
Feb 21	TORONTO	W 94	88	17-8	13-15	30-23	15,385	Gasol	21	Battier	
Feb 23	at Dallas	L 87	97	17-8	13-16	30-24	19,912	Jackson, Gasol	18	Jackson, Miller, Battier	
Feb 24	SAN ANTONIO	L 80	83	17-9	13-16	30-25	18,119	Gasol	21	Gasol	
Feb 26	at Minnesota	L 99	105	17-9	13-17	30-26	16,298	Gasol	23	Warrick	
Feb 27	WASHINGTON	W 108	98	18-9	13-17	31-26	12,981	Gasol	39	Gasol	
Mar 1	NEW YORK	W 101	99	19-9	13-17	32-26	14,678	Gasol	23	Gasol	
Mar 5	at L.A. Clippers	W 102	86	19-9	14-17	33-26	16,796	Miller	20	Miller	
Mar 6	at Denver	L 101	115	19-9	14-18	33-27	15,242	Jackson	22	Jackson, D. Jones	
Mar 8	at Seattle	W 99	74	19-9	15-18	34-27	15,521	Gasol	21	Tsakalidis	
Mar 10	at Sacramento	L 93	105	19-9	15-19	34-28	17,317	Gasol	26	Gasol	
Mar 12	PHILADELPHIA	L 91	94	19-10	15-19	34-29	17,776	Tsakalidis	17	Tsakalidis	
Mar 14	BOSTON	W 93	76	20-10	15-19	35-29	14,271	Tsakalidis	19	Tsakalidis	
Mar 17	DENVER	W 116	102	21-10	15-19	36-29	17,222	Miller	41	Atkins	
Mar 19	UTAH	W 90	84	22-10	15-19	37-29	14,116	Atkins	20	Gasol	
Mar 21	INDIANA	W 105	75	23-10	15-19	38-29	14,063	Gasol	23	Gasol	
Mar 23	L.A. CLIPPERS	W 95	85	24-10	15-19	39-29	13,872	E. Jones	23	Miller	
Mar 24	at New York	W 91	75	24-10	16-19	40-29	19,763	Gasol	36	Wright	
Mar 26	CHARLOTTE	W 102	95	25-10	16-19	41-29	17,328	Gasol	33	Gasol	
Mar 28	SEATTLE	L 97	98	25-11	16-19	41-30	14,691	Gasol	44	Wright	
Mar 29	at New Jersey	L 74	86	25-11	16-20	41-31	16,455	Gasol	21	Gasol	
Mar 31	at NO/OKlahoma City	L 102	107	25-11	16-21	41-32	18,817	Jackson	26	Battier	
Apr 2	ATLANTA	W 98	87	26-11	16-21	42-32	14,463	Atkins	19	Gasol	
Apr 4	GOLDEN STATE	W 100	75	27-11	16-21	43-32	14,891	Atkins	22	Tsakalidis	
Apr 7	MILWAUKEE	W 100	90	28-11	16-21	44-32	16,463	Gasol	33	Gasol	
Apr 9	at San Antonio	L 81	83	28-11	16-22	44-33	18,797	Tsakalidis	15	Battier	
Apr 11	MINNESOTA	W 92	76	29-11	16-22	45-33	15,571	Gasol	19	Gasol	
Apr 12	at Charlotte	W 96	88	29-11	17-22	46-33	16,439	E. Jones	16	Battier	
Apr 15	at Houston	W 93	81	29-11	18-22	47-33	16,958	Miller	25	Gasol	
Apr 18	L.A. CLIPPERS	W 101	95	30-11	18-22	48-33	17,214	Tsakalidis	18	Tsakalidis	
Apr 19	at Minnesota	W 102	92	30	30-11	19-22	49-33	15,934	Cardinal	18	Roberts



SEASON REVIEW

2004-05 MEMPHIS GRIZZLIES (45-37)



Back Row, L-R: Eric Musselman, Mike Fratello, Lionel Hollins, John Welch, Mitchell Anderson, Ryan Humphrey, Stromile Swift, Pau Gasol, Jake Tsakalidis, Lorenzen Wright, Shane Battier, Brian Cardinal, James Posey, Scott McCullough, Yusuf Boyd, Mike Curtis, T.J. Zanin, Dana Davis. **Front Row, L-R:** Bonzi Wells, Antonio Burks, Jason Williams, Mike Miller, Earl Watson, Dahntay Jones, Andre Emmett.

Player	--Field Goals--					--3-Point FG--					--Free Throws--					--Rebounds--							
	G	GS	Min	FG	FGA	Pct	FG	FGA	Pct	FT	FTA	Pct	Off	Def	Tot	Ast	Pf	Dq	Stl	TO	Blk	Pts	Avg
Gasol	56	53	1790	357	695	.514	1	6	.167	282	367	.768	130	280	410	135	146	1	37	137	93	997	17.8
Miller	76	51	2278	387	766	.505	140	323	.433	108	150	.720	36	264	300	220	197	2	54	127	23	1022	13.4
Wells	69	19	1489	272	617	.441	36	104	.346	141	188	.750	49	180	229	80	165	0	85	90	27	721	10.4
Williams	71	68	1952	266	644	.413	107	330	.324	80	101	.792	19	103	122	399	91	0	75	130	5	719	10.1
Swift	60	14	1279	219	488	.449	0	4	.000	166	219	.758	92	181	273	43	182	0	41	90	92	604	10.1
Battier	80	72	2516	271	613	.442	70	177	.395	180	228	.789	158	255	413	126	201	2	91	75	77	792	9.9
Wright	80	77	2287	320	683	.469	0	3	.000	131	198	.662	177	436	613	87	251	1	58	100	69	771	9.6
Cardinal	58	16	1433	160	432	.370	44	125	.352	158	181	.873	63	162	225	114	172	3	88	83	19	522	9.0
Posey	50	18	1382	127	356	.357	55	178	.309	96	111	.865	45	174	219	88	134	0	48	69	23	405	8.1
Watson	80	14	1808	236	554	.426	52	163	.319	91	138	.659	35	129	164	359	184	0	83	167	19	615	7.7
Jones	52	7	649	83	190	.437	23	60	.383	44	64	.688	11	58	69	21	81	0	13	29	11	233	4.5
Burks	24	0	219	28	60	.467	3	11	.273	14	19	.737	1	11	12	28	25	0	13	12	1	73	3.0
Humphrey	35	0	317	42	103	.408	0	2	.000	18	37	.486	50	37	87	6	35	0	10	23	1	102	2.9
Tsakalidis	31	1	278	32	64	.500	0	0	---	14	18	.778	21	35	56	10	42	0	3	12	16	78	2.5
Emmett	8	0	28	2	6	.333	0	0	---	3	5	.600	0	2	2	0	4	0	0	1	0	7	0.9
GRIZZLIES	82		19705	2802	6271	.447	531	1486	.357	1526	2024	.754	887	2307	3194	1716	1910	9	699	1197	476	7661	93.4
OPPONENTS	82		19705	2684	6215	.432	426	1215	.351	1679	2179	.771	993	2387	3380	1633	1853	15	612	1303	476	7473	91.1

QUICK FACTS

- The Memphis Grizzlies made the playoffs for the second consecutive season with a 45-37 record, despite playing under three different head coaches.
- On Nov. 25, 2004, Grizzlies Head Coach **Hubie Brown** resigned and **Lionel Hollins** was named interim head coach for the second time.
- Mike Fratello** named head coach for the remainder of the season on Dec. 2.
- Phoenix swept Memphis 4-0 in the first round of the 2005 NBA Playoffs.
- The Grizzlies went 8-1 during the month of April, including a 5-0 home record, setting a franchise-record for best winning percentage and best record at home for a month.
- Mike Miller** shot a club-record 43.3 percent from beyond the arc.

NBA STATISTICAL RANKINGS

Category	Memphis	Opponents	Category	Memphis	Opponents
Points per game	93.4	23rd	91.1	4th	
Field Goal Pct.	.447	16th	.432	6th	
Free Throw Pct.	.754	19th	.771	27th	
3-Pt. Field Goal Pct.	.357	12th	.351	11th	
Offensive Rebounds Per Game	10.82	T-25th	12.11	20th	
Defensive Rebounds Per Game	28.13	28th	29.11	8th	
Rebounds Per Game	38.95	30th	41.22	11th	
Assists Per Game	20.93	20th	19.91	6th	
Steals Per Game	8.52	5th	7.46	16th	
Turnovers Per Game	14.60	19th	15.89	4th	
Blocks Per Game	5.80	5th	5.80	29th	
Personal Fouls per game	23.29	22nd	22.60	17th	
Disqualifications	9	4th	15	T-15th	
Points Per Game Differential	+2.3	8th			

2004-05 GAME BY GAME

Date	Opponent	Mem	Opp	Hm	Rd	Tot	Atten	Grizzlies Top Scorer	Grizzlies Top Rebounder	Opponent Top Scorer				
Nov 3	WASHINGTON	L	91	103	0-1	0-0	0-1	18,119	Wells	19	Gasol	9	Jamison	34
Nov 5	HOUSTON	L	81	89	0-2	0-0	0-2	18,119	Gasol	21	Wright	9	McGrady	30
Nov 6	at Dallas	L	88	112	0-2	0-1	0-3	19,796	Gasol	18	Swift	11	Finley	23
Nov 9	at Houston	L	87	90	0-2	0-2	0-4	11,568	Swift	18	Gasol, Wells	6	Howard	20
Nov 10	L.A. LAKERS	W	110	87	1-2	0-2	1-4	18,119	Gasol	22	Swift	10	Bryant	20
Nov 12	GOLDEN STATE	W	96	67	2-2	0-2	2-4	17,086	Gasol	14	Gasol, Swift	11	Najera	16
Nov 14	at Seattle	L	113	118	2-2	0-3	2-5	12,302	Gasol	25	Battier, Swift	6	Allen	34
Nov 17	at Portland	W	101	82	2-2	1-3	3-5	14,176	Wells	25	Gasol, Wright	10	Randolph	16
Nov 19	at Sacramento	L	105	107	2-2	1-4	3-6	17,317	Swift	23	Gasol	18	Webber	31
Nov 20	at Golden State	W	100	87	2-2	2-4	4-6	16,164	Swift	20	Swift	12	Murphy	27
Nov 22	SAN ANTONIO	W	93	90	3-2	2-4	5-6	16,127	Wells	26	Wright	10	Duncan	26
Nov 24	SEATTLE	L	84	93	3-3	2-4	5-7	15,542	Battier	12	Wells	8	Lewis	27
Nov 26	at Minnesota	L	90	115	3-3	2-5	5-8	17,985	Miller	19	Gasol	7	Garnett	26
Nov 27	DALLAS	L	85	98	3-4	2-5	5-9	18,119	Miller	20	Gasol	13	Nowitzki	32
Nov 30	SACRAMENTO	L	93	98	3-5	2-5	5-10	14,192	Miller	25	Gasol	13	Stojakovic	29
Dec 1	at New York	L	82	90	3-5	2-6	5-11	17,858	Wells	16	Gasol	14	Marbury	26
Dec 3	PHILADELPHIA	W	94	86	4-5	2-6	6-11	16,806	Gasol	34	Gasol	15	Iverson	29
Dec 4	at Orlando	L	91	96	4-5	2-7	6-12	14,518	Gasol	20	Wells	7	Hill	23
Dec 7	NEW YORK	W	96	88	5-5	2-7	7-12	15,241	Watson	22	Gasol	8	Crawford	17
Dec 8	at Atlanta	W	97	89	5-5	3-7	8-12	7,271	Gasol	24	Gasol	7	Walker	31
Dec 10	at Miami	L	84	92	5-5	3-8	8-13	19,600	Wright	18	Gasol, Wright	11	Wade	26
Dec 11	DETROIT	W	72	68	6-5	3-8	9-13	18,119	Gasol	20	Wright	10	R. Wallace	22
Dec 13	CLEVELAND	L	86	92	6-6	3-8	9-14	15,516	Gasol	19	Wright	10	James	31
Dec 15	CHICAGO	L	88	96	6-7	3-8	9-15	14,163	Gasol	24	Posey, Wright	7	Curry	20
Dec 17	NEW JERSEY	W	89	84	7-7	3-8	10-15	18,119	Williams	27	Gasol	12	Jefferson	26
Dec 19	at L.A. Clippers	W	92	82	7-7	4-8	11-15	16,297	Gasol	20	Gasol	8	Maggette	22
Dec 20	at L.A. Lakers	W	82	72	7-7	5-8	12-15	18,997	Battier	17	Gasol	11	Butler	16
Dec 22	at Golden State	L	99	109	7-7	5-9	12-16	15,389	Posey	22	Swift	8	Richardson	24
Dec 23	at Phoenix	L	102	109	7-7	5-10	12-17	17,422	Miller	22	Battier	10	Stoudemire	30
Dec 27	L.A. CLIPPERS	W	96	76	8-7	5-10	13-17	15,273	Gasol	24	Posey	10	Maggette	14
Dec 29	BOSTON	W	117	109	9-7	5-10	14-17	18,119	Gasol	24	Gasol	11	LaFrentz	28
Jan 1	at Minnesota	W	104	95	9-7	6-10	15-17	16,577	Gasol	23	Wells	8	Garnett	30
Jan 3	UTAH	W	92	82	10-7	6-10	16-17	14,293	Gasol	25	Wright	12	Boozler	20
Jan 6	at Detroit	W	101	79	10-7	7-10	17-17	22,076	Wells	23	Wright	8	Hamilton	14
Jan 7	NEW ORLEANS	W	84	76	11-7	7-10	18-17	15,317	Gasol	20	Gasol	11	B. Davis	35
Jan 11	INDIANA	L	85	86	11-8	7-10	18-18	16,171	Gasol	31	Wright	9	O'Neal	19
Jan 14	at Charlotte	W	109	89	11-8	8-10	19-18	17,447	Gasol	19	Posey	7	Okafor	17
Jan 15	MILWAUKEE	W	101	82	12-8	8-10	20-18	17,539	Williams	25	Gasol	8	Redd	26
Jan 17	HOUSTON	W	99	80	13-8	8-10	21-18	18,119	Swift	18	Gasol	9	McGrady	28
Jan 19	at Phoenix	W	88	79	13-8	9-10	22-18	18,422	Wells	16	Battier	14	Richardson	19
Jan 21	at Denver	L	82	92	13-8	9-11	22-19	18,056	Wright	17	Wright	7	Boykins	25
Jan 22	at Utah	W	110	94	13-8	10-11	23-19	19,707	Gasol	23	Wright	7	Okur	22
Jan 25	ORLANDO	W	95	83	14-8	10-11	24-19	16,173	Swift	18	Swift	9	Francis, Hill	18
Jan 26	at Cleveland	L	111	114	14-8	10-12	24-20	17,057	Miller	28	Cardinal	7	Gooden, James	27
Jan 29	ATLANTA	W	84	83	15-8	10-12	25-20	18,119	Williams	23	Wright	9	Harrington	18
Jan 31	at New Orleans	W	98	91	15-8	11-12	26-20	11,610	Swift, Wright	19	Wright	11	Dickau	19
Feb 1	PHOENIX	W	108	97	16-8	11-12	27-20	16,637	Williams	19	Wright	13	Johnson	30
Feb 3	L.A. CLIPPERS	L	103	106	16-9	11-12	27-21	14,697	Miller	16	Wright	10	Simmons	26
Feb 8	MINNESOTA	W	108	96	17-9	11-12	28-21	16,169	Swift, Wright	18	Wright	12	Garnett	24
Feb 9	at Philadelphia	W	98	95	17-9	12-12	29-21	14,499	Jones	23	Wright	8	Iverson	38
Feb 11	PORTLAND	W	88	82	18-9	12-12	30-21	18,119	Swift	23	Wells	14	Randolph	26
Feb 13	at Indiana	L	73	76	18-9	12-13	30-22	17,290	Wright	18	Wright	13	Jackson	19
Feb 16	at Boston	L	88	90	18-9	12-14	30-23	13,078	Swift	19	Wright	10	Pierce	19
Feb 23	at Washington	L	83	93	18-9	12-15	30-24	15,705	Miller	16	Wright	8	Arenas	30
Feb 25	DENVER	L	94	97(ot)	18-10	12-15	30-25	18,119	Cardinal	28	Wright	18	Boykins	19
Feb 26	at San Antonio	W	84	82	18-10	13-15	31-25	18,797	Wright	19	Cardinal, Miller	7	Duncan	27
Mar 1	GOLDEN STATE	W	99	97	19-10	13-15	32-25	14,209	Battier	25	Battier	10	Richardson	29
Mar 4	TORONTO	W	86	75	20-10	13-15	33-25	18,119	Battier	33	Wright	15	Rose	37
Mar 7	at L.A. Clippers	W	105	102	20-10	14-15	34-25	15,754	Wright	23	Battier	6	Maggette	37
Mar 8	at Sacramento	L	82	85	20-10	14-16	34-26	17,317	Cardinal	15	Miller	8	Bibby	26
Mar 11	at Utah	W	94	82	20-10	15-16	35-26	18,468	Miller	24	Wright	8	Kirilenko	25
Mar 12	at Portland	L	66	80	20-10	15-17	35-27	17,553	Wright	21	Wright	12	Abdur-Rahim	25
Mar 14	PORTLAND	W	104	83	21-10	15-17	36-27	16,165	Miller	27	Wright	9	Stoudamire	20
Mar 16	at New Orleans	W	88	82	21-10	16-17	37-27	14,164	Posey	20	Cardinal, Wright	8	Nachbar	19
Mar 18	MINNESOTA	W	88	83	22-10	16-17	38-27	18,119	Williams	17	Posey	10	Garnett	30
Mar 20	PHOENIX	L	91	97	22-11	16-17	38-28	18,119	Battier	20	Wright	8	Johnson	28
Mar 24	at New Jersey	W	105	96	22-11	17-17	39-28	13,732	Wright, Williams	20	Wright	10	Carter	22
Mar 26	NEW ORLEANS	L	85	96	22-12	17-17	39-29	18,119	Cardinal	17	Wright	12	Smith	33
Mar 28	at Chicago	L	86	94	22-12	17-18	39-30	21,935	Wells	30	Miller	9	Curry	25
Mar 29	SEATTLE	L	99	102	22-13	17-18	39-31	17,256	Gasol	24	Gasol	8	Allen, James	22
Apr 1	at Milwaukee	W	93	82	22-13	18-18	40-31	14,983	Gasol	20	Gasol	7	Mason	24
Apr 3	L.A. LAKERS	W	102	82	23-13	18-18	41-31	18,119	Miller	22	Gasol	10	Butler	18
Apr 5	DENVER	L	91	94	23-14	18-18	41-32	18,119	Gasol	18	Wright	12	Anthony	24
Apr 6	at Toronto	W	104	74	23-14	19-18	42-32	14,964	Gasol	26	Wright	10	Rose	19
Apr 8	MIAMI	W	97	81	24-14	19-18	43-32	18,119	Battier	30	Wright	8	Wade	16
Apr 10	CHARLOTTE	W	102	95	25-14	19-18	44-32	16,953	Battier	25	Battier	11	Knight	22
Apr 11	at Dallas	L	89	110	25-14	19-19	44-33	20,044	Wright	18	Gasol	8	Howard	23
Apr 13	at Houston	L	92	100	25-14	19-20	44-34	17,060	Miller	37	Wright	10	Yao	28
Apr 15	at Denver	L	102	111	25-14	19-21	44-35	19,735	Miller	17	Wright	11	Anthony	22
Apr 16	at San Antonio	L	75	97	25-14	19-22	44-36	18,797	Gasol	17	Gasol	6	Bowen	15
Apr 18	SAN ANTONIO	W	94	92	26-14	19-22	45-36	17,183	Miller	28	Miller	9	Robinson	23
Apr 20	DALLAS	L	88	108	26-15	19-22	45-37	16,512	Gasol	18	Wright	9	Howard	23



SEASON REVIEW

2003-04 MEMPHIS GRIZZLIES (50-32)



Back Row, L-R: Brendan Brown, Hal Wissel, John Welch, Lionel Hollins, Tony Barone, Sr., Ryan Humphrey, Mike Miller, Stromile Swift, Lorenzen Wright, Jake Tsakalidis, Pau Gasol, Bo Outlaw, James Posey, Bonzi Wells, Scott McCullough, Yusuf Boyd, Dana Davis, T.J. Zanin, Mike Curtis. **Front Row, L-R:** Theron Smith, Earl Watson, Jason Williams, Hubie Brown, Shane Battier, Troy Bell, Dahntay Jones.

Player	--Field Goals--					--3-Point FG--					-Free Throws-					--Rebounds--					Tot	Ast	PF	Dq	Stl	TO	Blk	Pts	Avg
	G	GS	Min	FG	FGA	Pct	FG	FGA	Pct	FT	FTA	Pct	Off	Def	Tot	Off	Def	Tot											
Gasol	78	78	2458	506	1049	.482	4	15	.267	365	511	.714	206	394	600	198	185	1	44	187	132	1381	17.7						
Posey	82	82	2451	368	770	.478	112	290	.386	278	335	.830	92	311	403	122	248	5	137	112	40	1126	13.7						
Wells	59	17	1468	295	675	.437	21	61	.344	117	156	.750	57	142	199	104	159	2	71	129	16	728	12.3						
Miller	65	65	1770	270	616	.438	80	215	.372	102	141	.723	42	174	216	232	162	3	59	107	14	722	11.1						
Williams	72	68	2115	290	713	.407	120	364	.330	82	98	.837	25	122	147	492	97	0	92	136	5	782	10.9						
Swift	77	10	1528	268	571	.469	1	4	.250	190	262	.725	141	237	378	38	188	4	56	88	118	727	9.4						
Wright	65	46	1674	257	586	.439	0	5	.000	96	131	.733	144	301	445	71	192	4	45	77	58	610	9.4						
Battier	79	1	1947	242	543	.446	65	186	.349	120	164	.732	102	201	303	101	187	1	101	56	58	669	8.5						
Watson	81	14	1669	172	464	.371	26	106	.245	90	138	.652	49	129	178	402	175	3	91	146	19	460	5.7						
Person	16	0	284	33	107	.308	11	43	.256	6	8	.750	2	16	18	23	11	0	5	16	2	83	5.2						
Outlaw	82	1	1606	159	312	.510	0	4	.000	61	116	.526	125	217	342	90	170	0	73	69	70	379	4.6						
Tsakalidis	40	28	533	67	133	.504	0	0	---	36	61	.590	37	91	128	18	79	1	9	23	22	170	4.3						
Smith	20	0	178	16	43	.372	6	12	.500	6	8	.750	13	28	41	7	18	0	5	14	5	44	2.2						
Bell	6	0	34	4	18	.222	0	4	.000	3	3	1.000	3	1	4	4	6	0	1	6	0	11	1.8						
Jones	20	0	154	15	53	.283	1	4	.250	5	11	.455	7	16	23	12	23	0	5	12	6	36	1.8						
Humphrey	2	0	11	1	4	.250	0	1	.000	0	0	---	2	1	3	1	3	0	1	2	0	2	1.0						
GRIZZLIES	82		19880	2963	6657	.445	447	1314	.340	1557	2143	.727	1047	2381	3428	1915	1903	24	795	1226	565	7930	96.7						
OPPONENTS	82		19880	2859	6550	.436	369	1091	.338	1643	2150	.764	1099	2508	3607	1674	1891	26	673	1395	461	7730	94.3						

QUICK FACTS

- The Memphis Grizzlies posted a franchise-record 50 wins, including a club-high 31 home victories.
- The Grizzlies made their NBA Playoff debut vs. San Antonio, a 4-0 Spurs sweep.
- Memphis improved a team-record 22 games from the previous season.
- The team won a franchise-best eight consecutive games from Jan. 11-25, 2004.
- **Hubie Brown** named NBA Coach of the Year on April 21, while **Jerry West** was honored as NBA Executive of the Year on May 18.
- On Dec. 13 vs. New Jersey, the Grizzlies defeated the Nets by a franchise-best 47 points, 110-63.
- The team set single-season records in total rebounds (3,428) and blocks (565).
- The club recorded a 25-3 mark when scoring 100-plus points and set a franchise-record by going 5-0 in overtime games.

NBA STATISTICAL RANKINGS

Category	Memphis	Opponents	Category	Memphis	Opponents
Points per game	96.7	7th	Assists Per Game	9.7	5th
Field Goal Pct.	.445	8th	Steals Per Game	9.7	1st
Free Throw Pct.	.727	24th	Turnovers Per Game	14.65	16th
3-Pt. Field Goal Pct.	.340	20th	Blocks Per Game	6.89	2nd
Offensive Rebounds Per Game	12.77	9th	Personal Fouls Per game	23.21	27th
Defensive Rebounds Per Game	29.04	25th	Disqualifications	24	27th
Rebounds Per Game	41.8	17th	Points Per Game Differential	+2.2	9th

2003-04 GAME BY GAME

Date	Opponent	Mem	Opp	Hm	Rd	Tot	Atten	Grizzlies Top Scorer	Grizzlies Top Rebounder	Opponent Top Scorer	
Oct 31	BOSTON	L	91	93	0-1	0-0	0-1	16,178	Swift	18 Gasol	
Nov 1	at Houston	W	79	71	0-1	1-0	1-1	13,051	Wright	21 Posey	
Nov 3	SAN ANTONIO	W	88	80	1-1	1-0	1-1	12,821	Swift	4 Wright	
Nov 5	at Portland	L	87	93	1-1	1-1	2-2	14,634	Gasol, Miller	19 Posey	
Nov 7	at Phoenix	L	88	96	1-1	1-2	2-3	16,845	Gasol	23 Wright	
Nov 8	at Utah	L	89	96	1-1	1-3	2-4	18,468	Posey	17 Gasol	
Nov 10	L.A. LAKERS	W	105	95	2-1	1-3	3-4	19,351	Gasol	22 Gasol	
Nov 12	at Orlando	W	107	97	2-1	2-3	4-4	13,208	Gasol	28 Tsakalidis	
Nov 15	DALLAS	L	98	101	3-1	2-3	5-4	16,195	Miller	22 Gasol	
Nov 19	DETROIT	L	92	99	3-2	2-3	5-5	13,340	Miller, Wright	18 Gasol	
Nov 21	at Seattle	W	98	97	3-2	3-3	6-5	13,271	Williams	28 Gasol	
Nov 23	at L.A. Lakers	L	89	121	3-2	3-4	6-6	18,997	Battier	18 Miller	
Nov 25	at Sacramento	L	89	109	3-2	3-5	6-7	17,317	Gasol	21 Gasol	
Nov 28	MINNESOTA	L	98	102	3-3	3-5	6-8	16,741	Williams	24 Gasol	
Nov 29	at Cleveland	W	122	115	2	3-3	4-5	18,102	Gasol	37 Battier	
Dec 1	at Boston	W	96	89	3-3	5-5	8-8	12,478	Gasol	19 Wright	
Dec 3	at New Jersey	W	96	93	3-3	6-5	9-8	13,617	Gasol, Posey	19 Gasol, Posey	
Dec 5	WASHINGTON	W	92	77	4-3	6-5	10-8	11,737	Gasol	17 Gasol	
Dec 7	PORTLAND	W	93	79	5-3	6-5	11-8	11,538	Gasol, Miller	17 Gasol	
Dec 10	ATLANTA	W	103	90	6-3	6-5	12-8	10,527	Miller	22 Gasol	
Dec 12	at Miami	L	88	91	6-3	6-6	12-9	14,429	Posey	19 Watson	
Dec 13	NEW JERSEY	W	110	63	7-3	6-6	13-9	16,189	Posey	22 Gasol	
Dec 15	at San Antonio	L	67	78	7-3	6-7	13-10	14,524	Wells	12 Gasol	
Dec 16	SACRAMENTO	W	105	100	8-3	6-7	14-10	11,210	Gasol	22 Wright	
Dec 19	MIAMI	W	97	83	9-3	6-7	15-10	13,869	Miller	18 Swift	
Dec 20	at New Orleans	L	89	94	9-3	6-8	15-11	14,320	Wells	18 Swift	
Dec 22	at Denver	L	99	106	9-3	6-9	15-12	16,155	Gasol	24 Gasol, Battier	
Dec 23	at Sacramento	L	97	114	9-3	6-10	15-13	17,317	Gasol	23 Gasol	
Dec 26	NEW YORK	L	94	98	9-4	6-10	15-14	16,344	Gasol	20 Wright	
Dec 27	at Dallas	L	98	104	9-4	6-11	15-15	20,059	Wells	30 Wright	
Dec 29	at Indiana	L	86	94	9-4	6-12	15-16	18,345	Gasol	20 Gasol	
Dec 30	SEATTLE	L	99	105	9-5	6-12	15-17	15,127	Gasol	32 Gasol	
Jan 2	UTAH	W	100	88	10-5	6-12	16-17	13,041	Wells	21 Wright	
Jan 3	ORLANDO	W	112	103	11-5	6-12	17-17	17,722	Gasol, Miller	17 Swift	
Jan 9	at Seattle	L	116	122	11-5	6-13	17-18	15,408	Posey	25 Wright	
Jan 11	at L.A. Clippers	W	108	107	11-5	7-13	18-18	13,618	Swift	24 Wright	
Jan 12	at Golden State	W	115	113	2	11-5	8-13	19-18	13,722	Miller	24 Battier
Jan 15	CHICAGO	W	108	93	12-5	8-13	20-18	12,239	Posey	23 Gasol	
Jan 17	at Philadelphia	W	91	87	12-5	9-13	21-18	20,054	Gasol	16 Wright	
Jan 19	HOUSTON	W	88	83	13-5	9-13	22-18	18,619	Gasol	24 Gasol	
Jan 21	L.A. LAKERS	W	88	82	14-5	9-13	23-18	19,351	Miller	18 Wright	
Jan 23	SACRAMENTO	W	109	95	15-5	9-13	24-18	17,119	Miller	27 Wright	
Jan 25	DENVER	W	106	88	16-5	9-13	25-18	17,284	Wells	17 Wright	
Jan 28	PORTLAND	L	76	88	16-6	9-13	25-19	11,472	Wells	20 Gasol	
Jan 30	UTAH	L	79	85	16-7	9-13	25-20	13,203	Posey	24 Swift	
Jan 31	at Detroit	L	78	80	16-7	9-14	25-21	22,076	Gasol	18 Gasol	
Feb 2	GOLDEN STATE	W	106	101	17-7	9-14	26-21	10,229	Gasol, Wright	18 Outlaw	
Feb 4	at Washington	W	103	101	17-7	10-14	27-21	12,531	Posey	31 Wright, Outlaw	
Feb 6	MILWAUKEE	W	105	85	18-7	10-14	28-21	15,433	Gasol	27 Gasol	
Feb 8	at Minnesota	W	99	98	18-7	11-14	29-21	19,179	Gasol	27 Gasol	
Feb 9	at Denver	L	83	86	18-7	11-15	29-22	15,316	Battier	13 Posey	
Feb 11	L.A. CLIPPERS	W	110	102	19-7	11-15	30-22	11,189	Gasol	22 Wright	
Feb 17	DALLAS	W	109	92	20-7	11-15	31-22	14,742	Posey	19 Battier	
Feb 20	PHOENIX	W	97	92	21-7	11-15	32-22	15,710	Posey	18 Gasol	
Feb 21	at Chicago	W	105	98	21-7	12-15	33-22	22,076	Posey	27 Wright, Gasol	
Feb 23	DENVER	W	109	106	22-7	12-15	34-22	13,423	Gasol	25 Posey	
Feb 25	GOLDEN STATE	L	92	99	22-8	12-15	34-23	11,397	Posey	25 Posey	
Feb 27	at Milwaukee	L	104	106	22-8	12-16	34-24	18,289	Posey	25 Posey	
Feb 28	NEW ORLEANS	W	97	92	23-8	12-16	35-24	18,373	Posey	24 Gasol	
Mar 1	at San Antonio	W	81	80	23-8	13-16	36-24	16,705	Watson	13 Posey	
Mar 3	at Portland	W	97	88	23-8	14-16	37-24	16,511	Wells	28 Gasol	
Mar 6	at L.A. Clippers	W	98	92	23-8	15-16	38-24	15,481	Posey	15 Outlaw	
Mar 7	at Golden State	W	95	85	23-8	16-16	39-24	15,181	Wells	18 Gasol	
Mar 9	SAN ANTONIO	W	94	88	24-8	16-16	40-24	15,544	Gasol	27 Gasol	
Mar 12	L.A. CLIPPERS	W	98	89	25-8	16-16	41-24	17,649	Gasol	24 Gasol	
Mar 13	at Houston	L	80	88	25-8	16-17	41-25	18,157	Swift	19 Posey	
Mar 16	PHILADELPHIA	W	82	79	26-8	16-17	42-25	18,524	Gasol	22 Gasol	
Mar 18	SEATTLE	L	94	97	26-9	16-17	42-26	14,179	Gasol	21 Gasol	
Mar 20	INDIANA	W	99	95	27-9	16-17	43-26	16,808	Gasol, Swift	17 Outlaw, Smith, Swift	
Mar 23	TORONTO	W	95	86	28-9	16-17	44-26	13,191	Gasol	29 Swift	
Mar 24	at New York	W	111	97	28-9	17-17	45-26	19,763	Gasol	23 Battier	
Mar 26	HOUSTON	W	109	86	29-9	17-17	46-26	19,062	Swift	19 Swift	
Mar 28	at Toronto	W	94	88	29-9	18-17	47-26	19,088	Gasol	23 Gasol	
Mar 29	at Atlanta	W	136	133	2	20-9	19-17	48-26	38 Posey	38 Posey	
Apr 2	PHOENIX	W	109	99	30-9	19-17	49-26	19,351	Posey	32 Swift	
Apr 4	at Minnesota	L	82	90	30-9	19-18	49-27	19,068	Posey	19 Gasol, Wells	
Apr 5	at Utah	L	81	92	30-9	19-19	49-28	19,911	Posey	18 Outlaw	
Apr 7	CLEVELAND	W	92	74	31-9	19-19	50-28	19,351	Posey	35 Wright	
Apr 9	at L.A. Lakers	L	95	103	31-9	19-20	50-29	18,997	Posey	22 Wright	
Apr 11	at Phoenix	L	83	89	31-9	21-21	50-30	15,216	Battier	18 Swift	
Apr 13	at Dallas	L	103	110	31-9	19-22	50-31	20,364	Wells	27 Battier, Gasol, Wright	
Apr 14	MINNESOTA	L	90	107	31-10	19-22	50-32	19,351	Posey	16 Posey	



SEASON REVIEW

2002-03 MEMPHIS GRIZZLIES (28-54)



Back Row, L-R: Tony Barone, Sr., John Welch, Brendan Brown, Hal Wissel, Lionel Hollins, Ryan Humphrey, Robert Archibald, Lorenzen Wright, Pau Gasol, Cezary Trybanski, Stromile Swift, Mike Batiste, Mike Miller, Yusuf Boyd, Mike Douglas, T.J. Zanin, Mike Curtis, Scott McCullough. **Front Row, L-R:** Brevin Knight, Chris Owens, Jason Williams, Hubie Brown, Shane Battier, Wesley Person, Earl Watson.

	--Field Goals--						--3-Point FG--			-Free Throws-			--Rebounds--										
Player	G	GS	Min	FG	FGA	Pct	FG	FGA	Pct	FT	FTA	Pct	Off	Def	Tot	Ast	PF	Dq	Stl	TO	Blk	Pts	Avg
Gasol	82	82	2948	569	1116	.510	1	10	.100	416	565	.736	192	528	720	229	220	3	34	213	148	1555	19.0
Miller	16	13	360	77	151	.510	22	44	.500	29	36	.806	6	49	55	31	34	1	6	26	5	205	12.8
Williams	76	76	2407	333	859	.388	143	404	.354	110	131	.840	25	187	212	631	130	0	91	168	10	919	12.1
Gooden	51	29	1329	255	576	.443	14	46	.304	92	132	.697	105	190	295	63	121	1	38	105	22	616	12.1
Wright	70	49	1982	325	716	.454	0	5	.000	147	223	.659	170	358	528	80	209	7	51	110	54	797	11.4
Giricek	49	35	1187	207	478	.433	46	130	.354	88	107	.822	18	90	108	70	104	0	22	94	6	548	11.2
Person	66	44	1941	274	601	.456	100	231	.433	79	97	.814	24	168	192	112	64	0	42	56	19	727	11.0
Battier	78	47	2383	275	569	.483	86	216	.398	120	145	.828	128	217	345	105	207	0	102	68	88	756	9.7
Swift	67	26	1478	235	489	.481	0	2	.000	177	245	.722	114	270	384	45	152	3	55	99	104	647	9.7
Batiste	75	2	1248	197	467	.422	18	81	.222	69	88	.784	82	175	257	52	120	1	42	69	16	481	6.4
Watson	79	2	1366	170	391	.435	31	91	.341	62	86	.721	46	118	164	225	138	0	89	88	14	433	5.5
Dickerson	6	1	87	10	24	.417	4	11	.364	5	5	1.000	1	5	6	8	16	0	5	6	1	29	4.8
Owens	1	0	6	2	3	.667	0	0	---	0	0	---	0	1	0	0	0	0	1	0	0	4	4.0
Knight	55	4	928	97	228	.425	2	8	.250	20	37	.541	15	66	81	233	123	0	69	94	2	216	3.9
Humphrey	13	0	122	12	35	.343	0	0	---	5	11	.455	4	26	30	4	18	0	5	2	2	29	2.2
Archibald	12	0	72	6	20	.300	0	0	---	7	18	.389	6	11	17	3	9	0	0	7	3	19	1.6
Trybanski	15	0	86	5	20	.250	0	0	---	4	10	.400	6	8	14	1	13	0	0	8	6	14	0.9
GRIZZLIES	82		19930	3049	6743	.452	467	1279	.365	1430	1936	.739	943	2466	3409	1892	1678	16	651	1262	500	7995	97.5
OPPONENTS	82		19930	3224	7008	.460	431	1188	.363	1381	1819	.759	1126	2555	3681	1991	1782	21	714	1213	430	8260	100.7

QUICK FACTS

- In only their second season in Memphis, the Grizzlies finished with a then club-record 28 wins, ranking sixth in the Midwest Division.
- Hubie Brown** replaced **Sidney Lowe** as head coach eight games into the season on Nov. 12.
- Memphis completed a four-player trade with Orlando, acquiring 2000-01 NBA Rookie of the Year **Mike Miller** and **Ryan Humphrey** and two draft picks in exchange for **Drew Gooden** and **Gordan Giricek** on Feb. 19.
- Jason Williams** tied a franchise record by dishing out 10-plus assists in 4 straight games from March 13-24.
- The Grizzlies lost their first 13 games, the worst start in franchise history.

NBA STATISTICAL RANKINGS

Category	Memphis		Opponents		Category	Memphis		Opponents	
Points per game	97.5	8th	100.7	27th	Assists Per Game	23.07	6th	24.28	29th
Field Goal Pct.	.452	8th	.460	28th	Steals Per Game	7.94	14th	8.71	24th
Free Throw Pct.	.739	24th	.759	14th	Turnovers Per Game	15.39	20th	14.79	13th
3-Pt. Field Goal Pct.	.365	7th	.363	23rd	Blocks Per Game	6.10	4th	5.24	22nd
Offensive Rebounds Per Game	11.50	20th	13.73	27th	Personal Fouls Per game	20.46	6th	21.73	16th
Defensive Rebounds Per Game	30.07	15th	31.16	21st	Disqualifications	16	17th	21	4th
Rebounds Per Game	41.57	19th	44.89	25th	Points Per Game Differential	-3.2	22nd		


2002-03 GAME BY GAME

Date	Opponent	Mem	Opp	Hm	Rd	Tot	Atten	Grizzlies Top Scorer	Grizzlies Top Rebounder	Opponent Top Scorer	
Oct 30	DALLAS	L	108	119	0-1	0-0	0-1	16,638	Giricek	Nash	24
Nov 1	at Detroit	L	86	109	0-1	0-1	0-2	18,113	Gooden, Gasol	Hamilton	23
Nov 2	SACRAMENTO	L	99	116	0-2	0-1	0-3	17,112	Gasol	Divac	24
Nov 4	SAN ANTONIO	L	101	103(ot)	0-3	0-1	0-4	12,226	Gasol	Duncan	29
Nov 6	at Portland	L	88	94	0-3	0-2	0-5	19,067	Gasol	Wallace	18
Nov 8	at Sacramento	L	91	99	0-3	0-3	0-6	17,317	Gooden	Stojakovic	22
Nov 9	at Denver	L	73	84	0-3	0-4	0-7	16,179	Gasol	White	22
Nov 11	GOLDEN STATE	L	101	108	0-4	0-4	0-8	10,112	Gasol	Jamison	37
Nov 15	MINNESOTA	L	95	99	0-5	0-4	0-9	14,871	Giricek	Garrett	28
Nov 16	at Chicago	L	93	111	0-5	0-5	0-10	20,653	Williams	Marshall, Rose	31
Nov 19	at Minnesota	L	106	110(ot)	0-5	0-6	0-11	13,332	Williams	Garrett	34
Nov 20	PHILADELPHIA	L	88	95	0-6	0-6	0-12	17,197	Gooden	Iverson	33
Nov 22	at San Antonio	L	86	95	0-6	0-7	0-13	16,636	Batiste	Duncan	28
Nov 23	WASHINGTON	W	85	74	1-6	0-7	1-13	19,351	Watson	Jordan	20
Nov 27	SEATTLE	W	117	99	2-6	0-7	2-13	13,729	Williams	Lewis	24
Nov 29	L.A. LAKERS	L	106	112(ot)	2-7	0-7	2-14	19,351	Gasol	Bryant	45
Dec 1	TORONTO	L	87	92	2-8	0-7	2-15	13,213	Battier	Carter	27
Dec 3	at L.A. Lakers	L	91	101	2-8	0-8	2-16	18,512	Wright	O'Neal	28
Dec 4	at Phoenix	L	85	98	2-8	0-9	2-17	12,939	Giricek	Marion	32
Dec 6	at Utah	L	71	104	2-8	0-10	2-18	17,966	Swift	Kirilenko	15
Dec 8	PHOENIX	W	102	94	3-8	0-10	3-18	12,469	Gasol	Marbury	35
Dec 10	at Miami	W	107	96	3-8	1-10	4-18	14,558	Gooden	Jones	33
Dec 11	DENVER	W	96	93	4-8	1-10	5-18	11,889	Gasol	Harvey	23
Dec 13	HOUSTON	W	114	109(ot)	5-8	1-10	6-18	15,186	Gasol	Francis	29
Dec 14	at Dallas	L	87	104	5-8	1-11	6-19	19,732	Giricek	Nash	26
Dec 16	GOLDEN STATE	W	104	91	6-8	1-11	7-19	12,447	Gasol, Giricek	Jamison	19
Dec 18	at Washington	L	100	118	6-8	1-12	7-20	20,173	Gasol	Jordan	33
Dec 20	MILWAUKEE	W	95	84	7-8	1-12	8-20	12,642	Person	Cassell	19
Dec 22	UTAH	L	74	103	7-9	1-12	8-21	15,478	Battier	Harpring, Malone	17
Dec 27	ORLANDO	W	99	86	8-9	1-12	9-21	19,047	Giricek	McGrady	35
Dec 31	at Boston	L	89	96	8-9	1-13	9-22	17,080	Gasol	Walker	33
Jan 3	L.A. CLIPPERS	W	116	111	9-9	1-13	10-22	14,789	Giricek	Maggette	34
Jan 6	NEW ORLEANS	W	106	102	10-9	1-13	11-22	12,809	Williams	Maschburn	30
Jan 8	at L.A. Clippers	L	95	103	10-9	1-14	11-23	14,842	Gasol	Brand	30
Jan 10	at Phoenix	L	90	96	10-9	1-15	11-24	15,005	Gasol	Marbury	25
Jan 12	at Sacramento	L	98	106	10-9	1-16	11-25	17,317	Gasol	Stojakovic	30
Jan 13	at Golden State	W	110	108	10-9	2-16	12-25	11,536	Gasol	Arenas	31
Jan 15	at Portland	L	92	100	10-9	2-17	12-26	18,114	Gasol	Wallace	38
Jan 17	at Seattle	L	97	103(ot)	10-9	2-18	12-27	14,176	Wright, Gasol	Payton	27
Jan 20	PORTLAND	L	87	99	10-10	2-18	12-28	19,084	Wright	McInnis	15
Jan 22	at San Antonio	W	98	93	10-10	3-18	13-28	17,126	Gasol	Duncan	30
Jan 23	SACRAMENTO	L	98	104	10-11	3-18	13-29	17,973	Gasol	Webber	26
Jan 25	SEATTLE	L	83	95	10-12	3-18	13-30	13,228	Gasol	Radmanovic	29
Jan 27	HOUSTON	L	95	100	10-13	3-18	13-31	12,352	Gasol	Francis	22
Jan 31	NEW YORK	L	102	108	10-14	3-18	13-32	17,643	Gasol	Easley	30
Feb 2	at Denver	L	78	93	10-14	3-19	13-33	13,274	Gooden	Howard	26
Feb 3	at Golden State	L	91	101	10-14	3-20	13-34	10,137	Gasol	Arenas, Murphy	21
Feb 5	at Utah	L	84	105	10-14	3-21	13-35	19,473	Giricek	Malone	21
Feb 12	NEW JERSEY	W	97	90	11-14	3-21	14-35	12,486	Watson	Kidd	38
Feb 14	DALLAS	L	103	110	11-15	3-21	14-36	15,924	Gasol	Nowitzki	31
Feb 16	at Milwaukee	W	101	95	11-15	4-21	15-36	17,193	Gasol	Allen	23
Feb 18	INDIANA	W	108	103(ot)	12-15	4-21	16-36	12,143	Gasol	Artis, O'Neal	23
Feb 21	at New Orleans	L	123	125(ot)	12-15	4-22	16-37	16,591	Miller	Maschburn	50
Feb 22	at Houston	L	82	93	12-15	4-23	16-38	13,875	Wright	Mobley	29
Feb 24	UTAH	W	103	92	13-15	4-23	17-38	13,317	Person	Malone	22
Feb 26	at Philadelphia	L	107	111	13-15	4-24	17-39	19,568	Gasol	Iverson	34
Feb 28	MIAMI	W	126	116(ot)	14-15	4-24	18-39	19,351	Gasol	C.Buttler, Jones	24
Mar 1	at Dallas	L	87	114	14-15	4-25	18-40	19,828	Gasol	Nowitzki	28
Mar 3	BOSTON	L	110	111	14-16	4-25	18-41	13,521	Gasol	Pierce	31
Mar 5	DENVER	W	96	86	15-16	4-25	19-41	11,296	Swift	Hilario, Howard, White	14
Mar 8	at Cleveland	W	115	89	15-16	5-25	20-41	10,339	Gasol	Davis	18
Mar 9	at Toronto	W	119	106	15-16	6-25	21-41	19,138	Gasol	Carter	26
Mar 11	at New York	W	87	85	15-16	7-25	22-41	18,743	Swift	Harrington	19
Mar 12	CHICAGO	W	124	95	16-16	7-25	23-41	15,565	Gasol	Curry	21
Mar 16	ATLANTA	W	124	92	17-16	7-25	24-41	18,413	Battier, Gasol	Robinson	23
Mar 18	at Minnesota	L	80	96	17-16	7-26	24-42	15,355	Battier	Garrett	29
Mar 19	CLEVELAND	W	128	101	18-16	7-26	25-42	12,506	Gasol	Boozer	27
Mar 21	at Indiana	L	92	101	18-16	7-27	25-43	15,505	Person, Miller, Wright	O'Neal	38
Mar 22	at New Jersey	L	99	107	18-16	7-28	25-44	15,340	Williams	Kittles	25
Mar 24	at Orlando	W	110	104	18-16	8-28	26-44	13,523	Gasol	McGrady	34
Mar 26	PHOENIX	L	99	101	18-17	8-28	26-45	14,524	Williams	Marbury	23
Mar 28	at Seattle	L	71	95	18-17	8-29	26-46	17,072	Gasol	Allen	25
Mar 30	at L.A. Clipper	L	100	102	18-17	8-30	26-47	16,225	Miller	Maggette	18
Mar 31	at L.A. Lakers	L	94	110	18-17	8-31	26-48	18,997	Gasol	O'Neal	34
Apr 2	SAN ANTONIO	L	87	105	18-18	8-31	26-49	12,116	Wright	Duncan	33
Apr 4	L.A. LAKERS	L	101	102	18-19	8-31	26-50	19,351	Gasol, Williams	O'Neal	33
Apr 5	at Atlanta	L	91	97	18-18	8-32	26-51	12,107	Gasol	Terry	23
Apr 8	L.A. CLIPPERS	W	111	108	19-19	8-32	27-51	11,618	Gasol	Maggette	22
Apr 11	PORTLAND	W	96	93	20-19	8-32	28-51	17,173	Swift	Randolph	31
Apr 13	DETROIT	L	107	110(2ot)	20-20	8-32	28-52	15,704	Gasol	Billups	28
Apr 15	at Houston	L	86	97	20-20	8-33	28-53	14,704	Battier	Francis	19
Apr 16	MINNESOTA	L	87	95	20-21	8-33	28-54	15,478	Gasol, Swift	Garrett	19



SEASON REVIEW

2001-02 MEMPHIS GRIZZLIES (23-59)



Back Row, L-R: Dana Davis, Scott McCullough, Tom Penn, Billy Knight, Rob Hackett, Dick Versace, Rodney Buford, Shane Battier, Grant Long, Pau Gasol, Lorenzen Wright, Antonis Fotsis, Tony Massenburg, Stromile Swift, Scott Roth, Mitchell Anderson, Bob Staak, Michael Adams, Michael Douglas. **Front Row, L-R:** Brevin Knight, Will Solomon, Jason Williams, Michael Heisley, Sidney Lowe, Nick Anderson, Michael Dickerson, Eddie Gill.

	--Field Goals--						--3-Point FG--			--Free Throws--			--Rebounds--										
Player	G	GS	Min	FG	FGA	Pct	FG	FGA	Pct	FT	FTA	Pct	Off	Def	Tot	Ast	Pf	Dq	Stl	To	Blk	Pts	Avg
Gasol	82	79	3007	551	1064	.518	1	5	.200	338	477	.709	238	492	730	223	195	2	41	224	169	1441	17.6
Williams	65	65	2236	376	985	.382	127	430	.295	80	101	.792	22	173	195	519	102	0	111	214	7	959	14.8
Battier	78	78	3097	412	961	.429	103	276	.373	198	283	.700	180	238	418	216	215	2	121	155	81	1125	14.4
Wright	43	33	1251	223	486	.459	0	2	.000	70	123	.569	130	275	405	44	126	0	30	72	23	516	12.0
Swift	68	14	1805	293	611	.480	0	3	.000	217	305	.711	161	269	430	50	178	3	53	122	113	803	11.8
Dickerson	4	4	124	15	48	.313	8	21	.381	5	6	.833	3	9	12	9	12	0	3	8	1	43	10.8
Buford	63	21	1769	258	593	.435	17	70	.243	58	80	.725	52	220	272	71	110	1	42	63	12	591	9.4
Knight	53	11	1151	141	334	.422	2	8	.250	87	115	.757	11	98	109	302	135	1	79	111	7	371	7.0
Long	66	56	1868	164	385	.426	3	17	.176	86	123	.699	31	200	231	136	123	0	63	103	12	417	6.3
Massenburg	73	31	1247	159	349	.456	1	1	1.000	84	117	.718	100	224	324	26	174	2	30	65	31	403	5.5
Solomon	62	4	872	113	331	.341	46	162	.284	49	73	.671	12	56	68	92	76	0	35	62	7	321	5.2
Gill	23	5	384	39	92	.424	7	22	.318	31	39	.795	7	21	28	49	38	0	11	34	3	116	5.0
Anderson	15	0	219	21	76	.276	13	48	.271	5	9	.556	1	32	33	14	17	0	6	14	6	60	4.0
Fotsis	28	1	320	42	104	.404	7	23	.304	17	20	.850	25	37	62	10	22	0	9	21	11	108	3.9
GRIZZLIES	82	19780	2851	6535	436	.336	1096	307	1334	1883	.708	984	2413	3397	1785	1571	11	646	1344	488	7372	89.9	
OPPONENTS	82	19780	3119	6829	457	.398	1112	358	1346	1788	.753	1135	2560	3695	1961	1784	12	781	1207	457	7982	97.3	

QUICK FACTS

- On July 3, 2001, the NBA Board of Governors officially approved the move of the Grizzlies from Vancouver, B.C. to Memphis, Tennessee.
- In the franchise's first season in Memphis, the Grizzlies finished with a 23-59 record, tying the most wins in franchise history.
- The club earned its first win in the city of Memphis with a 98-83 victory on Nov. 17 vs. Cleveland.
- Pau Gasol** named NBA Rookie of the Year after averaging 17.6 points, 8.9 rebounds and 2.06 blocks in 82 games, and won Rookie of the Month on three occasions (November, January, March).
- Shane Battier** joined Gasol on the NBA All-Rookie First Team after posting 14.4 points and 5.4 rebounds in 78 games.
- The Grizzlies completed their biggest comeback in franchise history on March 25, 2002 at Portland, rallying from 25 points down to win 103-100.
- Jason Williams** dished out a franchise-best 19 assists on March 30 vs. Golden State.
- Gasol blocks 169 shots, setting the Grizzlies single-season record.
- Lorenzen Wright** grabbed single-game high 26 rebounds on Nov. 4 vs. Dallas.
- On Jan. 29, 2002, the Grizzlies first-ever draft selection, **Bryant Reeves**, retired due to chronic back pain.

NBA STATISTICAL RANKINGS

Category	Memphis	Opponents	Category	Memphis	Opponents
Points Per Game	89.9	27th	Assists Per Game	21.77	16th
Field Goal Pct.	.436	21st	Steals Per Game	7.88	16th
Free Throw Pct.	.708	28th	Turnovers Per Game	16.39	27th
3-Pt Field Goal Pct.	.307	28th	Blocks Per Game	5.95	7th
Offensive Rebounds Per Game	12.00	16th	Personal Fouls Per Game	19.16	3rd
Defensive Rebounds Per Game	29.43	21st	Disqualifications	11	11th
Rebounds Per Game	41.43	24th	Points Per Game Differential	-7.3	28th

2001-02 GAME BY GAME

Date	Opponent	Mem	Opp	Hm	Rd	Tot	Atten	Grizzlies Top Scorer	Grizzlies Top Rebounder	Opponent Top Scorer
Nov 1	DETROIT	L	80	90	0-1	0-0	0-1	19,405	Wright	Stackhouse
Nov 2	at Minnesota	L	102	111	0-1	0-1	0-2	16,922	Battier	12 Garnett
Nov 4	DALLAS	L	85	94	0-2	0-1	0-3	13,177	Wright	26 Howard
Nov 6	at Phoenix	L	101	113	0-2	0-2	0-4	12,765	Gasol	27 Hardaway
Nov 7	at LA Clippers	L	92	108	0-2	0-3	0-5	13,835	Gasol	21 Brand, McInnis, Richardson
Nov 9	at LA Lakers	L	86	110	0-2	0-4	0-6	18,997	Swift	21 Gasol
Nov 12	GOLDEN STATE	L	79	86	0-3	0-4	0-7	11,126	Wright	15 Fortson
Nov 15	PORTLAND	L	85	101	0-4	0-4	0-8	10,161	Battier	20 Wright
Nov 17	CLEVELAND	W	98	93	1-4	0-4	1-8	13,874	Battier	10 Wallace
Nov 21	at Cleveland	L	94	101	1-4	0-5	1-9	10,804	Gasol	10 Murray
Nov 23	PHOENIX	L	89	103	1-5	0-5	1-10	16,308	Battier, Gasol	8 Person
Nov 24	at Detroit	L	84	91	1-5	0-6	1-11	15,256	Williams	8 Delk
Nov 26	SACRAMENTO	W	98	94	2-5	0-6	2-11	12,215	Buford	23 Robinson
Nov 29	at Toronto	L	88	91	2-5	0-7	2-12	19,800	Gasol	20 Stojakovic
Nov 30	HOUSTON	W	102	85	3-5	0-7	3-12	12,344	Williams	21 Carter
Dec 2	at Philadelphia	W	93	87	3-5	1-7	4-12	20,433	Gasol	9 Williams
Dec 3	at Orlando	L	71	113	3-5	1-8	4-13	13,340	Swift	10 Iverson
Dec 6	MINNESOTA	L	80	105	3-6	1-8	4-14	12,861	Gasol	7 Miller
Dec 8	PHILADELPHIA	W	92	83	4-6	1-8	5-14	19,405	Gasol, Austin	11 Brandon
Dec 11	WASHINGTON	L	81	91	4-7	1-8	5-15	19,405	Williams	8 Cummings
Dec 13	at Denver	L	86	89	4-7	1-9	5-16	11,231	Battier	13 Hamilton
Dec 15	at Golden State	L	84	93	4-7	1-10	5-17	11,537	Williams	13 Lenard
Dec 16	at Sacramento	L	87	104	4-7	1-11	5-18	17,317	Gasol	10 Jamison
Dec 18	MILWAUKEE	L	105	114	4-8	1-11	5-19	12,476	Swift	12 Webber
Dec 20	at New York	W	90	88	4-8	2-11	6-19	19,763	Battier	27 Allen
Dec 21	L.A. LAKERS	W	114	108	5-8	2-11	7-19	19,405	Williams	9 Sprewell
Dec 23	at Boston	L	80	85	5-8	2-12	7-20	15,386	Battier	7 Bryant
Dec 26	CHICAGO	W	107	85	6-8	2-12	8-20	16,237	Gasol	14 Walker
Dec 28	at Miami	W	91	86	6-8	3-12	9-20	15,558	Williams	22 Mercer
Dec 30	SAN ANTONIO	L	79	83	6-9	3-12	9-21	17,358	Gasol	10 Mourning
Jan 2	at New Jersey	L	74	92	6-9	3-13	9-22	7,796	Battier	19 Duncan
Jan 4	ATLANTA	L	109	113	6-10	3-13	9-23	13,342	Battier	22 Williams
Jan 6	SEATTLE	L	77	89	6-11	3-13	9-24	12,832	Williams	11 Abdur-Rahim
Jan 8	TORONTO	W	84	81	7-11	3-13	10-24	14,323	Gasol, Swift	8 Payton
Jan 10	at Phoenix	W	102	96	7-11	4-13	11-24	14,379	Gasol	21 Carter
Jan 12	at Utah	W	97	95(2ot)	7-11	5-13	12-24	18,875	Williams	9 Marion
Jan 14	at L.A. Lakers	L	81	120	7-11	5-14	12-25	18,997	Gasol	23 Malone
Jan 17	DALLAS	L	97	108	7-12	5-14	12-26	12,732	Gasol	12 Bryant
Jan 19	ORLANDO	L	103	119	7-13	5-14	12-27	17,344	Gasol	26 Nowitzki
Jan 21	at Sacramento	L	98	112	7-13	5-15	12-28	17,317	Massenburg	23 McGrady
Jan 23	at Golden State	L	95	107	7-13	5-16	12-29	10,003	Gasol	17 Webber
Jan 24	at Portland	L	82	120	7-13	5-17	12-30	18,740	Knight	24 Jamison
Jan 26	at Chicago	L	92	95	7-13	5-18	12-31	18,087	Gasol	9 Wallace
Jan 28	L.A. CLIPPERS	W	119	115(ot)	8-13	5-18	13-31	11,278	Gasol	8 Miller
Jan 30	at Indiana	L	82	83	8-13	5-19	13-32	16,445	Battier	20 Olowokandi
Feb 1	L.A. LAKERS	L	85	100	8-14	5-19	13-33	19,405	Gasol, Knight	13 Rose
Feb 3	CHARLOTTE	L	79	97	8-15	5-19	13-34	14,827	Swift	6 O'Neal
Feb 5	UTAH	W	86	79	9-15	5-19	14-34	12,216	Buford	8 Campbell
Feb 7	at Milwaukee	L	103	107	9-15	5-20	14-35	17,726	Gasol	13 Kirilenko
Feb 12	at Houston	L	78	85	9-15	5-21	14-36	10,291	Gasol	10 Allen, Cassell
Feb 14	DENVER	L	85	100	9-16	5-21	14-37	12,867	Wright	21 Mobley
Feb 17	at Charlotte	W	92	78	9-16	6-21	15-37	9,952	Swift	23 LaFrentz
Feb 19	at San Antonio	L	93	99(ot)	9-16	6-22	15-38	16,229	Battier, Gasol	12 Campbell
Feb 21	PHOENIX	L	72	78	9-17	6-22	15-39	13,417	Battier, Gasol	10 Duncan
Feb 25	L.A. CLIPPERS	L	77	90	9-18	6-22	15-40	11,878	Gasol	12 Marion
Feb 26	at Dallas	L	91	104	9-18	6-23	15-41	19,970	Battier	13 Brand
Feb 28	at Utah	L	70	114	9-18	6-24	15-42	17,751	Buford	9 Finley
Mar 1	at Denver	L	83	96	9-18	6-25	15-43	16,177	Gasol	7 Marshall
Mar 3	SEATTLE	L	71	96	9-19	6-25	15-44	14,121	Buford	10 Howard
Mar 4	at Atlanta	L	76	95	9-19	6-26	15-45	7,714	Battier	20 Payton
Mar 7	INDIANA	W	122	111	10-19	6-26	16-45	12,234	Williams	7 Kukoc
Mar 9	MIAMI	L	88	93	10-20	6-26	16-46	16,226	Williams	15 O'Neal
Mar 11	UTAH	W	79	78	11-20	6-26	17-46	11,838	Gasol	16 Jackson, Mourning
Mar 12	at San Antonio	L	84	98	11-20	6-27	17-47	19,519	Williams	13 Marshall
Mar 15	BOSTON	L	97	103	11-21	6-27	17-48	17,129	Gasol	11 Duncan
Mar 17	NEW JERSEY	L	76	87	11-22	6-27	17-49	15,871	Gasol	23 Walker
Mar 19	NEW YORK	L	92	101	11-23	6-27	17-50	14,784	Massenburg	11 Kittles
Mar 21	MINNESOTA	L	93	95	11-24	6-27	17-51	12,314	Battier	11 Houston
Mar 23	at Dallas	L	100	111	11-24	6-28	17-52	20,184	Gasol	8 Garnett
Mar 25	at Portland	W	103	100	11-24	7-28	18-52	20,441	Wright	9 Nowitzki
Mar 27	at Seattle	L	82	96	11-24	7-29	18-53	13,896	Williams	24 Wells
Mar 30	GOLDEN STATE	W	105	99	12-24	7-29	19-53	14,411	Gasol	10 Payton
Apr 2	SACRAMENTO	L	83	107	12-25	7-29	19-54	11,835	Swift	17 Sura
Apr 3	at Minnesota	L	81	92	12-25	7-30	19-55	17,183	Gasol	14 Jackson
Apr 5	HOUSTON	W	99	81	13-25	7-30	20-55	14,188	Gasol	11 Billups
Apr 6	at Washington	L	85	88	13-25	7-31	20-56	20,674	Gasol	14 Francis
Apr 9	DENVER	W	97	86	14-25	7-31	21-56	11,208	Swift	9 Hamilton, Alexander
Apr 11	PORTLAND	W	102	99	15-25	7-31	22-56	13,248	Gasol	7 Howard
Apr 13	SAN ANTONIO	L	92	113	15-26	7-31	22-57	19,405	Battier	10 Wallace
Apr 14	at Houston	W	98	95	15-26	8-31	23-57	10,893	Battier	9 Duncan
Apr 16	at L.A. Clippers	L	84	92	15-26	8-32	23-58	20,264	Gasol	11 Willis
Apr 17	at Seattle	L	94	109	15-26	8-33	23-59	17,072	Swift	10 Olowokandi
										25 Mason



SEASON REVIEW

2000-01 VANCOUVER GRIZZLIES (23-59)



Back Row, L-R: Mitchell Anderson, Scott Roth, Stromile Swift, Grant Long, Ike Austin, Bryant Reeves, Shareef Abdur-Rahim, Tony Massenburg, Matt Hoffar, Clyde Smith, JB Mahli. **Middle Row, L-R:** Bob Staak, Sidney Lowe, Michael Adams, Scott McCullough, Robert Hackett, Dana Davis. **Front Row, L-R:** Brent Price, Erick Strickland, Michael Dickerson, Mike Bibby, Mahmoud Abdul-Rauf, Damon Jones, Kevin Edwards.

Player	--Field Goals--						--3-Point FG--			--Free Throws--			--Rebounds--										
	G	GS	Min	FG	FGA	Pct	FG	FGA	Pct	FT	FTA	Pct	Off	Def	Tot	Ast	PF	Dq	Stl	To	Blk	Pts	Avg
Abdur-Rahim	81	81	3241	604	1280	.472	12	64	.188	443	531	.834	175	560	735	250	238	1	90	231	77	1663	20.5
Dickerson	70	69	2618	425	1020	.417	86	230	.374	206	270	.763	70	159	229	233	207	0	62	162	27	1142	16.3
Bibby	82	82	3190	525	1157	.454	108	285	.379	143	188	.761	47	257	304	685	148	1	107	248	12	1301	15.9
Harrington	44	40	1267	180	386	.466	0	3	.000	120	154	.779	102	187	289	36	136	3	19	104	26	480	10.9
Reeves	75	48	1832	254	552	.460	1	4	.250	113	142	.796	132	320	452	80	243	5	43	90	54	622	8.3
Jones	71	10	1415	170	416	.409	84	231	.364	37	52	.712	16	108	124	224	58	0	36	76	1	461	6.5
Abdul-Rauf	41	0	486	120	246	.488	4	14	.286	22	29	.759	5	20	25	76	50	0	9	26	1	266	6.5
Strickland	22	0	409	41	136	.301	14	48	.292	44	51	.863	9	67	76	66	42	0	22	27	1	140	6.4
Long	66	27	1507	140	319	.439	4	15	.267	112	157	.713	76	198	274	83	160	2	72	62	15	396	6.0
Swift	80	6	1312	153	339	.451	0	4	.000	85	141	.603	109	175	284	28	160	0	62	64	82	391	4.9
Massenburg	52	20	823	92	199	.462	0	0	---	49	70	.700	75	135	210	9	122	0	10	48	28	233	4.5
Austin	52	16	845	96	270	.356	6	24	.250	28	40	.700	50	172	222	58	94	0	20	54	23	226	4.3
Edwards	46	5	634	56	170	.329	5	19	.263	43	53	.811	23	59	82	52	46	0	29	37	8	160	3.5
Price	6	0	30	3	11	.273	1	4	.250	6	7	.857	1	3	4	5	8	0	2	4	0	13	2.2
West	15	6	171	11	38	.289	0	2	.000	6	7	.857	4	11	15	14	21	0	3	4	4	28	1.9
GRIZZLIES	82		19780	2870	6539	.439	325	947	.343	1457	1892	.770	894	2431	3325	1899	1733	12	586	1291	359	7522	91.7
OPPONENTS	82		19780	3143	6791	.463	389	1075	.362	1317	1798	.732	1052	2534	3586	1935	1768	16	710	1217	476	7992	97.5

QUICK FACTS

- The Grizzlies concluded their final season in Vancouver with a 23-59 record.
- The team won its last game as the Vancouver Grizzlies, 95-81, on April 18 at Golden State.
- Over a span of 12:32, **Shareef Abdur-Rahim** scored a club-high 22 consecutive points on Dec. 1 vs. Indiana.
- **Mike Bibby** set a franchise record with 685 assists in a single season.
- Rookie **Stromile Swift** competed in the Dunk Contest during All-Star weekend in Washington, D.C.
- On April 11, 2000, the NBA approved the sale of the Vancouver Grizzlies by Orca Bay Sports & Entertainment to **Michael Heisley**.

NBA STATISTICAL RANKINGS

Category	Vancouver	Opponents	Category	Vancouver	Opponents
Points Per Game	91.7	25th	Assists Per Game	23.2	8th
Field Goal Pct.	.439	17th	Steals Per Game	7.15	23rd
Free Throw Pct.	.770	6th	Turnovers Per Game	15.7	20th
3-Pt. Field Goal Pct.	.343	21st	Blocks Per Game	4.38	25th
Offensive Rebounds Per Game	10.9	26th	Personal Fouls Per Game	21.1	7th
Defensive Rebounds Per Game	29.6	22nd	Disqualifications	12	8th
Rebounds Per Game	40.5	24th	Points Per Game Differential	-5.8	26th

2000-01 GAME BY GAME

Date	Opponent	Van	Opp	Hm	Rd	Tot	Atten	Grizzlies Top Scorer	Grizzlies Top Rebounder	Opponent Top Scorer
Oct 31	SEATTLE	W	94	88	1-0	0-0	1-0	15,779	Abdur-Rahim	27
Nov 2	at L.A. Clippers	W	99	91	1-0	1-0	2-0	15,546	Dickerson	20
Nov 4	L.A. LAKERS	L	89	98	1-1	1-0	2-1	18,183	Abdur-Rahim	24
Nov 6	ATLANTA	W	97	87	2-1	1-0	3-1	11,639	Abdur-Rahim, Harrington	18
Nov 8	at Dallas	W	101	74	2-1	2-0	4-1	11,500	Abdur-Rahim	22
Nov 9	at Houston	L	78	85	2-1	2-1	4-2	10,906	Abdur-Rahim	17
Nov 11	at San Antonio	L	78	91	2-1	2-2	4-3	18,556	Dickerson	18
Nov 16	L.A. CLIPPERS	L	72	76	2-2	2-2	4-4	12,210	Dickerson	16
Nov 18	DALLAS	L	88	91	2-3	2-2	4-5	13,301	Harrington	23
Nov 20	DENVER	L	92	95	2-4	2-2	4-6	11,809	Abdur-Rahim	19
Nov 22	at Minnesota	L	100	101	2-4	2-3	4-7	16,783	Bibby	37
Nov 24	at Detroit	L	96	118	2-4	2-4	4-8	14,709	Abdur-Rahim	29
Nov 26	at Boston	W	98	87	2-4	3-4	5-8	11,551	Abdur-Rahim	27
Nov 27	at New York	L	72	97	2-4	3-5	5-9	19,763	Bibby	17
Nov 29	PHOENIX	W	109	106(2ot)	3-4	3-5	6-9	12,314	Abdur-Rahim	33
Dec 1	INDIANA	L	76	86(ot)	3-5	3-5	6-10	11,758	Abdur-Rahim	28
Dec 3	SAN ANTONIO	L	79	97	3-6	3-5	6-11	11,655	Abdur-Rahim, Long	16
Dec 5	DETROIT	W	91	83	4-6	3-5	7-11	12,578	Abdur-Rahim	18
Dec 7	at Utah	L	87	98	4-6	3-6	7-12	17,958	Abdur-Rahim	21
Dec 9	PHILADELPHIA	L	79	83	4-7	3-6	7-13	15,671	Dickerson	20
Dec 11	HOUSTON	L	75	82	4-8	3-6	7-14	12,145	Abdur-Rahim	26
Dec 13	SEATTLE	L	93	94	4-9	3-6	7-15	15,102	Bibby	17
Dec 15	at L.A. Lakers	L	76	98	4-9	3-7	7-16	18,211	Abdur-Rahim	18
Dec 17	ORLANDO	L	91	101	4-10	3-7	7-17	13,729	Bibby	19
Dec 20	WASHINGTON	W	118	104	5-10	3-7	8-17	11,510	Bibby	26
Dec 22	SACRAMENTO	L	93	95	5-11	3-7	8-18	14,656	Harrington	24
Dec 23	at L.A. Clippers	L	90	92	5-11	3-8	8-19	12,001	Abdur-Rahim	26
Dec 26	PHOENIX	L	95	97	5-12	3-8	8-20	16,110	Bibby	21
Dec 29	at Portland	L	81	104	5-12	3-9	8-21	20,309	Abdur-Rahim	29
Dec 30	GOLDEN STATE	L	101	102	5-13	3-9	8-22	14,485	Abdur-Rahim	31
Jan 3	CHARLOTTE	W	99	89	6-13	3-9	9-22	11,873	Dickerson	22
Jan 5	at Phoenix	L	76	108	6-13	3-10	9-23	18,359	Abdur-Rahim, Bibby	14
Jan 7	MILWAUKEE	W	120	117	7-13	3-10	10-23	11,771	Abdur-Rahim	38
Jan 9	DENVER	L	105	112	7-14	3-10	10-24	12,417	Abdur-Rahim	26
Jan 12	at Seattle	L	102	115	7-14	3-11	10-25	13,196	Reeves	31
Jan 13	CLEVELAND	W	119	107	8-14	3-11	11-25	12,540	Dickerson	32
Jan 15	at L.A. Lakers	L	112	113(ot)	8-14	3-12	11-26	18,318	Abdur-Rahim	32
Jan 17	at Denver	L	97	121	8-14	3-13	11-27	12,117	Abdur-Rahim	24
Jan 19	MIAMI	L	86	97	8-15	3-13	11-28	14,281	Reeves	21
Jan 21	MINNESOTA	L	94	96	8-16	3-13	11-29	13,108	Abdur-Rahim, Dickerson	24
Jan 23	at San Antonio	L	77	110	8-16	3-14	11-30	14,764	Dickerson	16
Jan 25	at Dallas	L	83	120	8-16	3-15	11-31	12,690	Abdu-Rauf, Abdur-Rahim, Bibby	13
Jan 26	at Houston	L	89	106	8-16	3-16	11-32	12,316	Dickerson	25
Jan 29	NEW JERSEY	W	97	86	9-16	3-16	12-32	15,475	Abdur-Rahim, Dickerson	24
Jan 31	at Phoenix	L	92	101	9-16	3-17	12-33	16,502	Bibby	26
Feb 2	at Sacramento	L	95	105	9-16	3-18	12-34	17,317	Abdur-Rahim	27
Feb 3	CHICAGO	W	91	84	10-16	3-18	13-34	16,845	Bibby	26
Feb 5	at Seattle	L	82	95	10-16	3-19	13-35	15,082	Bibby	23
Feb 7	UTAH	L	82	92	10-17	3-19	13-36	13,240	Dickerson	27
Feb 13	BOSTON	W	99	98	11-17	3-19	14-36	11,735	Bibby	25
Feb 15	GOLDEN STATE	W	99	89	12-17	3-19	15-36	10,612	Abdur-Rahim, Bibby	22
Feb 16	at Golden State	W	92	79	12-17	4-19	16-36	13,173	Abdur-Rahim	28
Feb 18	at Minnesota	W	110	102	12-17	5-19	17-36	18,693	Dickerson	24
Feb 20	at Washington	W	116	104	12-17	6-19	18-36	12,240	Dickerson	23
Feb 21	at Philadelphia	L	91	107	12-17	6-20	18-37	17,944	Abdur-Rahim	27
Feb 23	at Milwaukee	L	81	93	12-17	6-21	18-38	17,682	Bibby	28
Feb 24	at Chicago	L	75	90	12-17	6-22	18-39	21,496	Strickland	15
Feb 27	DALLAS	L	112	116	12-18	6-22	18-40	12,977	Abdur-Rahim	36
Feb 28	at Utah	L	83	101	12-18	6-23	18-41	19,452	Abdur-Rahim	19
Mar 3	L.A. LAKERS	L	88	98	12-19	6-23	18-42	19,193	Dickerson	22
Mar 5	SAN ANTONIO	L	77	91	12-20	6-23	18-43	10,798	Bibby	24
Mar 6	at Portland	W	105	97	12-20	7-23	19-43	20,580	Abdur-Rahim	26
Mar 9	PORTLAND	W	95	85	13-20	7-23	20-43	15,512	Abdur-Rahim	18
Mar 11	TORONTO	L	84	101	13-21	7-23	20-44	19,193	Abdur-Rahim	27
Mar 13	at Atlanta	L	99	109	13-21	7-24	20-45	9,664	Bibby	17
Mar 14	at Charlotte	L	95	100	13-21	7-25	20-46	16,018	Abdur-Rahim	23
Mar 16	at Orlando	L	99	103	13-21	7-26	20-47	15,278	Jones	21
Mar 17	at Miami	L	81	95	13-21	7-27	20-48	16,500	Abdur-Rahim	20
Mar 20	at New Jersey	L	90	104	13-21	7-28	20-49	14,531	Bibby	23
Mar 22	at Cleveland	L	95	109	13-21	7-29	20-50	12,168	Bibby, Dickerson	19
Mar 23	at Indiana	L	75	95	13-21	7-30	18,345	20-51	Abdur-Rahim	21
Mar 25	at Toronto	L	92	102	13-21	7-31	20-52	19,800	Abdur-Rahim	26
Mar 29	NEW YORK	W	89	68	14-21	7-31	21-52	15,949	Abdur-Rahim	30
Apr 1	UTAH	L	73	92	14-22	7-31	21-53	13,093	Abdur-Rahim	20
Apr 4	L.A. CLIPPERS	W	86	78	15-22	7-31	22-53	11,312	Abdur-Rahim	24
Apr 6	SACRAMENTO	L	90	118	15-23	7-31	22-54	14,863	Jones	37
Apr 7	at Denver	L	97	98	15-23	7-32	22-55	14,934	Abdur-Rahim	32
Apr 10	MINNESOTA	L	91	104	15-24	7-32	22-56	10,430	Dickerson	19
Apr 12	PORTLAND	L	87	100	15-25	7-32	22-57	12,796	Bibby	24
Apr 14	HOUSTON	L	95	100	15-26	7-32	22-58	18,571	Abdul-Rauf	25
Apr 16	at Sacramento	L	100	110	15-26	7-33	22-59	17,317	Jones	25
Apr 18	at Golden State	W	95	81	15-26	8-33	23-59	14,437	Abdur-Rahim	26



SEASON REVIEW

1999-00 VANCOUVER GRIZZLIES (22-60)



Back Row, L-R: Lawrence Frank, Rob Hackett, Jim Boylan, Scott McCullough, Jack Nolan, Troy Wenzel, Othella Harrington, Antoine Carr, Obinna Ekezie, Bryant Reeves, Cherokee Parks, Shareef Abdur-Rahim, Grant Long, Dennis Scott, Larry Riley, Noah Croom, Gary Schmidt. **Front Row, L-R:** Doug West, Michael Dickerson, Mike Bibby, Stu Jackson, Lionel Hollins, Milt Palacio, Felipe Lopez, Brent Price.

Player	--Field Goals--					--3-Point FG--				-Free Throws-				--Rebounds--					Pts	Avg			
	G	GS	Min	FG	FGA	Pct	FG	FGA	Pct	FT	FTA	Pct	Off	Def	Tot	Ast	PF	Dq			Stl	TO	Blk
Abdur-Rahim	82	82	3223	594	1277	.465	29	96	.302	446	551	.809	218	607	825	271	244	3	89	249	87	1663	20.3
Dickerson	82	82	3103	554	1270	.436	119	291	.409	269	324	.830	78	201	279	208	226	0	116	165	45	1496	18.2
Bibby	82	82	3155	459	1031	.445	77	212	.363	195	250	.780	73	233	306	665	171	1	132	247	15	1190	14.5
Harrington	82	82	2677	420	830	.506	0	2	.000	236	298	.792	196	367	563	97	287	3	36	217	58	1076	13.1
Reeves	69	67	1773	252	562	.448	0	4	.000	107	165	.648	126	264	390	82	245	8	33	119	38	611	8.9
Scott	66	0	1263	125	333	.375	71	189	.376	48	57	.842	16	90	106	69	104	0	28	30	9	369	5.6
Long	42	1	920	74	167	.443	0	4	.000	55	71	.775	86	148	234	43	108	1	45	49	10	203	4.8
Lopez	65	0	781	111	261	.425	3	18	.167	67	109	.615	59	65	124	44	94	0	32	53	17	292	4.5
West	38	0	581	59	145	.407	0	3	.000	34	40	.850	18	53	71	43	80	1	12	19	8	152	4.0
Price	41	0	424	41	119	.345	25	68	.368	34	39	.872	8	29	37	69	63	0	17	47	1	141	3.4
Ekezie	39	0	351	41	88	.466	0	0	---	43	64	.672	34	58	92	8	61	0	9	26	4	125	3.2
Carr	21	0	221	28	64	.438	0	---	11	14	.786	8	24	32	7	42	0	3	9	6	6	67	3.2
Stephens	13	0	181	19	51	.373	0	8	.000	3	4	.750	13	23	36	11	9	0	7	6	3	41	3.2
Parks	56	14	808	72	145	.497	0	1	.000	24	37	.649	55	128	183	35	115	2	29	28	45	168	3.0
Palacio	53	0	394	43	98	.439	0	2	.000	22	37	.595	17	34	51	48	32	0	20	44	0	108	2.0
GRIZZLIES	82		19855	2892	6441	.449	324	898	.361	1594	2060	.774	1005	2324	3329	1700	1881	19	608	1381	346	7702	93.9
OPPONENTS	82		19855	3136	6613	.474	361	1083	.333	1530	1989	.769	970	2336	3306	1932	1912	28	725	1234	519	8163	99.5

QUICK FACTS

- The Vancouver Grizzlies finished the season with a 22-60 record.
- Former Head Coach **Lionel Hollins** named interim head coach on Dec. 16.
- The club shot a franchise-best 77.4 percent from the free throw line.
- **Shareef Abdur-Rahim** sets a team club record with 825 total rebounds and also netted a then franchise-high nine straight double-doubles from Nov. 2-21.
- The Grizzlies limited opponents to a club-low 33.3 percent from three-point range.
- **Mike Bibby** set a team record by dishing out 10-plus assists in four-straight games from March 29-April 4.

NBA STATISTICAL RANKINGS

Category	Vancouver	Opponents	Category	Vancouver	Opponents
Points per game	93.9	26th	Assists Per Game	20.73	24th
Field Goal Pct.	.449	18th	Steals Per Game	7.41	21st
Free Throw Pct.	.774	8th	Turnovers Per Game	16.84	25th
3-Pt. Field Goal Pct.	.361	13th	Blocks Per Game	4.22	26th
Offensive Rebounds Per Game	12.26	19th	Personal Fouls Per game	22.94	12th
Defensive Rebounds Per Game	28.34	27th	Disqualifications	19	T-15th
Rebounds Per Game	40.60	28th	Points Per Game Differential	-5.6	26th

1999-00 GAME BY GAME

Date	Opponent	Van	Opp	Hm	Rd	Tot	Atten	Grizzlies Top Scorer	Grizzlies Top Rebounder	Opponent Top Scorer
Nov 2	PORTLAND	L	86	106	0-1	0-0	0-1	18,218	Abdur-Rahim	19 Parks
Nov 3	at L.A. Lakers	L	88	103	0-1	0-1	0-2	18,997	Abdur-Rahim, Dickerson	11 O'Neal
Nov 6	DENVER	W	109	94	1-1	0-1	1-2	12,159	Abdur-Rahim	27 Mercer
Nov 10	ATLANTA	W	102	97(ot)	2-1	0-1	2-2	11,453	Abdur-Rahim	22 Coles
Nov 12	GOLDEN STATE	L	93	103	2-2	0-1	2-3	12,792	Abdur-Rahim	15 Starks
Nov 14	L.A. CLIPPERS	W	109	89	3-2	0-1	3-3	12,774	Dickerson	9 Odom
Nov 16	at Sacramento	L	77	81	3-2	0-2	3-4	14,169	Abdur-Rahim	18 Webber
Nov 18	SEATTLE	L	108	110	3-3	0-2	3-5	12,275	Abdur-Rahim	14 Maxwell
Nov 21	MINNESOTA	L	81	105	3-4	0-2	3-6	12,493	Harrington	31 Szczerbiak
Nov 23	at Washington	L	87	89	3-4	0-3	3-7	11,219	Reeves	25 Abdur-Rahim, Harrington
Nov 24	at Charlotte	L	73	89	3-4	0-4	3-8	16,003	Dickerson	21 Jones
Nov 26	at Indiana	L	86	105	3-4	0-5	3-9	18,345	Abdur-Rahim	6 Smith
Nov 27	at Minnesota	L	82	113	3-4	0-6	3-10	16,881	Harrington	9 Garnett
Nov 29	HOUSTON	L	110	118(ot)	3-5	0-6	3-11	15,086	Bibby	11 Francis
Dec 1	INDIANA	L	89	96	3-6	0-6	3-12	11,683	Abdur-Rahim	10 Miller
Dec 3	CHARLOTTE	L	94	113	3-7	0-6	3-13	12,107	Dickerson	29 Parks
Dec 6	at Houston	L	99	102	3-7	0-7	3-14	14,458	Abdur-Rahim	24 Parks
Dec 7	at Dallas	W	104	95	3-7	1-7	4-14	11,552	Abdur-Rahim	26 Abdur-Rahim
Dec 9	at San Antonio	L	91	99	3-7	1-8	4-15	14,778	Abdur-Rahim	30 Parks
Dec 11	L.A. LAKERS	L	94	106	3-8	1-8	4-16	14,059	Bibby	23 Abdur-Rahim
Dec 13	at L.A. Clippers	L	90	102	3-8	1-9	4-17	9,303	Abdur-Rahim	24 Abdur-Rahim
Dec 15	SACRAMENTO	L	106	109	3-9	1-9	4-18	12,490	Bibby	26 Abdur-Rahim
Dec 18	at Seattle	L	89	112	3-9	1-10	4-19	14,094	Abdur-Rahim	25 Abdur-Rahim, Reeves
Dec 19	L.A. CLIPPERS	W	85	84	4-9	1-10	5-19	12,584	Dickerson	26 Harrington
Dec 23	DENVER	W	93	91	5-9	1-10	6-19	11,792	Abdur-Rahim	29 Abdur-Rahim
Dec 26	at Denver	L	86	109	5-9	1-11	6-20	17,074	Abdur-Rahim	20 Abdur-Rahim
Dec 27	PHILADELPHIA	L	93	100	5-10	1-11	6-21	13,269	Abdur-Rahim	24 Abdur-Rahim
Dec 29	at Utah	L	90	101	5-10	1-12	6-22	19,911	Dickerson	25 Reeves
Dec 30	SAN ANTONIO	L	88	98	5-11	1-12	6-23	14,403	Abdur-Rahim	24 Abdur-Rahim, Harrington
Jan 4	at Miami	W	91	87	5-11	2-12	7-23	19,035	Bibby	22 Harrington
Jan 5	at Orlando	L	96	116	5-11	2-13	7-24	12,904	Abdur-Rahim	17 Long
Jan 7	at New Jersey	W	101	91	5-11	3-13	8-24	14,246	Dickerson	28 Harrington
Jan 9	at Toronto	W	107	97	5-11	4-13	9-24	19,188	Abdur-Rahim	29 Harrington, Long
Jan 10	at Boston	W	112	103	5-11	5-13	10-24	14,876	Bibby	33 Harrington, Long
Jan 12	PHOENIX	L	92	95	5-12	5-13	10-25	14,404	Harrington	19 Abdur-Rahim, Harrington
Jan 14	CLEVELAND	L	80	82	5-13	5-13	10-26	13,161	Dickerson	23 Harrington
Jan 16	MIAMI	L	83	94	5-14	5-13	10-27	15,456	Dickerson	23 Long
Jan 20	UTAH	L	89	94	5-15	5-13	10-28	12,909	Bibby, Harrington	22 Abdur-Rahim
Jan 22	ORLANDO	L	82	85	5-16	5-13	10-29	11,817	Three players tied	16 Abdur-Rahim, Reeves
Jan 24	at Denver	L	88	110	5-16	5-14	10-30	10,884	Abdur-Rahim	24 Abdur-Rahim
Jan 26	at Utah	W	116	99	5-16	6-14	11-30	19,080	Abdur-Rahim	30 Reeves, Long
Jan 27	NEW JERSEY	W	108	106	6-16	6-14	12-30	11,934	Dickerson	29 Abdur-Rahim
Jan 31	MILWAUKEE	L	87	92	6-17	6-14	12-31	12,398	Reeves	22 Reeves
Feb 2	at Golden State	L	95	101	6-17	6-15	12-32	10,019	Abdur-Rahim	25 Abdur-Rahim
Feb 4	CHICAGO	W	101	76	7-17	6-15	13-32	15,357	Dickerson	20 Reeves
Feb 6	DALLAS	L	99	103(ot)	7-18	6-15	13-33	14,861	Abdur-Rahim	36 Abdur-Rahim
Feb 8	at Phoenix	L	76	94	7-18	6-16	13-34	18,385	Dickerson	19 Abdur-Rahim
Feb 10	at L.A. Clippers	W	112	90	7-18	7-16	14-34	9,895	Dickerson	40 Abdur-Rahim
Feb 16	WASHINGTON	W	92	87	8-18	7-16	15-34	12,894	Bibby	21 Abdur-Rahim
Feb 18	at Minnesota	L	91	103	8-18	7-17	15-35	17,101	Dickerson	27 Abdur-Rahim
Feb 19	at Milwaukee	W	111	100	8-18	8-17	16-35	17,109	Dickerson	26 Harrington
Feb 21	at Cleveland	L	108	109(ot)	8-18	8-18	16-36	12,140	Dickerson, Bibby	27 Abdur-Rahim
Feb 22	at Chicago	W	85	81	8-18	9-18	17-36	21,874	Dickerson	25 Abdur-Rahim
Feb 24	BOSTON	L	77	101	8-19	9-18	17-37	13,001	Abdur-Rahim	20 Abdur-Rahim, Long
Feb 26	SACRAMENTO	W	102	90	9-19	9-18	18-37	17,856	Abdur-Rahim	22 Abdur-Rahim
Feb 29	at Sacramento	L	87	112	9-19	9-19	18-38	17,317	Harrington	20 Long
Mar 1	at L.A. Lakers	L	91	103	9-19	9-20	18-39	18,912	Abdur-Rahim, Dickerson	18 Abdur-Rahim
Mar 3	at Portland	L	91	101	9-19	9-21	18-40	20,367	Bibby	25 Abdur-Rahim
Mar 5	TORONTO	L	92	94	9-20	9-21	18-41	19,193	Abdur-Rahim, Harrington	22 Abdur-Rahim
Mar 7	at New York	L	86	111	9-20	9-22	18-42	19,763	Abdur-Rahim	18 Abdur-Rahim
Mar 8	at Philadelphia	L	90	107	9-20	9-23	18-43	20,086	Harrington	20 Harrington
Mar 10	at Detroit	L	97	111	9-20	9-24	18-44	22,076	Harrington	25 Harrington, Reeves
Mar 11	at Atlanta	L	86	91	9-20	9-25	18-45	13,344	Bibby	20 Abdur-Rahim
Mar 13	SEATTLE	L	103	113	9-21	9-25	18-46	14,510	Reeves	31 Reeves
Mar 16	at Seattle	L	103	117	9-21	9-26	18-47	13,070	Dickerson	24 Abdur-Rahim
Mar 17	PHOENIX	L	86	101	9-22	9-26	18-48	14,255	Abdur-Rahim, Dickerson	14 Abdur-Rahim, Lopez
Mar 19	DETROIT	L	99	101	9-23	9-26	18-49	15,240	Dickerson	24 Harrington
Mar 21	GOLDEN STATE	W	88	82	10-23	9-26	19-49	13,555	Dickerson	25 Abdur-Rahim
Mar 25	UTAH	L	75	84	10-24	9-26	19-50	14,143	Scott	16 Reeves
Mar 29	L.A. LAKERS	L	99	108	10-25	9-26	19-51	16,780	Dickerson	32 Abdur-Rahim
Mar 31	NEW YORK	L	83	89	10-26	9-26	19-52	16,632	Dickerson	28 Harrington
Apr 2	DALLAS	L	86	100	10-27	9-26	19-53	12,941	Abdur-Rahim	23 Bibby
Apr 4	HOUSTON	W	102	100	11-27	9-26	20-53	12,742	Bibby	27 Abdur-Rahim
Apr 6	PORTLAND	W	89	87	12-27	9-26	21-53	12,234	Dickerson	27 Abdur-Rahim, Harrington
Apr 8	at Portland	L	85	98	12-27	9-27	21-54	20,415	Dickerson	20 Abdur-Rahim
Apr 9	SAN ANTONIO	L	99	107	12-28	9-27	21-55	14,206	Bibby	24 Abdur-Rahim
Apr 11	at Golden State	L	97	109	12-28	9-28	21-56	10,127	Dickerson	24 Abdur-Rahim
Apr 12	at Phoenix	L	116	122(ot)	12-28	9-29	21-57	18,463	Dickerson	35 Harrington
Apr 14	MINNESOTA	L	94	104(2ot)	12-29	9-29	21-58	17,748	Abdur-Rahim	27 Abdur-Rahim
Apr 16	at Dallas	L	106	114	12-29	9-30	21-59	13,947	Harrington	27 Abdur-Rahim
Apr 17	at San Antonio	L	93	100	12-29	9-31	21-60	19,913	Dickerson	29 Abdur-Rahim
Apr 19	at Houston	W	96	92	12-29	10-31	22-60	16,285	Dickerson	20 Abdur-Rahim



SEASON REVIEW

1998-99 VANCOUVER GRIZZLIES (8-42)



Back Row, L-R: Rob Hackett, Jim Boylan, Scott McCullough, Lionel Hollins, Troy Wenzel, Jack Nolan, J.R. Henderson, Tony Massenburg, Cherokee Parks, Bryant Reeves, Pete Chilcutt, Shareef Abdur-Rahim, Makhtar Ndiaye, Noah Croom, Larry Riley, Gary Schmidt. **Front Row, L-R:** Rodrick Rhodes, Felipe Lopez, Terry Dehere, Lee Mayberry, Brian Hill, Stu Jackson, Mike Bibby, DeJuan Wheat, Doug West, Michael Smith.

Player	--Field Goals--						--3-Point FG--			--Free Throws--			--Rebounds--						Dq	Stl	TO	Blk	Pts	Avg
	G	GS	Min	FG	FGA	Pct	FG	FGA	Pct	FT	FTA	Pct	Off	Def	Tot	Ast	PF							
Abdur-Rahim	50	50	2021	386	893	.432	11	36	.306	369	439	.841	114	260	374	172	137	1	69	186	55	1152	23.0	
Bibby	50	50	1758	260	605	.430	15	74	.203	127	169	.751	30	106	136	325	122	0	78	146	5	662	13.2	
Mack	19	15	577	86	212	.406	42	108	.389	28	30	.933	7	46	53	23	53	1	20	20	1	242	12.7	
Massenburg	43	35	1143	189	388	.487	0	2	.000	103	155	.665	83	174	257	23	108	0	26	64	39	481	11.2	
Reeves	25	14	702	102	251	.406	0	1	.000	67	116	.578	50	88	138	37	103	3	13	47	8	271	10.8	
Lopez	47	32	1218	169	379	.446	12	44	.273	87	135	.644	69	97	166	62	128	0	49	82	14	437	9.3	
West	14	2	294	31	65	.407	0	2	.000	19	25	.760	5	20	25	19	38	1	16	12	7	81	5.8	
Parks	48	41	1118	118	275	.429	0	1	.000	30	55	.545	75	168	243	36	114	0	28	49	28	266	5.5	
Smith	48	10	1098	77	144	.535	0	1	.000	76	128	.594	135	215	350	48	107	0	46	60	18	230	4.8	
Wheat	46	0	590	73	193	.378	22	60	.367	40	55	.727	11	34	45	102	59	0	26	48	2	208	4.5	
Chilcutt	46	0	697	63	172	.366	26	68	.382	14	17	.824	29	88	117	30	52	0	22	28	12	166	3.6	
Rhodes	10	1	123	11	44	.250	1	7	.143	11	19	.579	7	6	13	10	16	0	4	15	2	34	3.4	
Henderson	30	0	331	35	96	.365	2	5	.400	25	45	.556	20	27	47	22	29	1	9	18	4	97	3.2	
Dehere	22	0	271	27	74	.365	15	34	.441	5	7	.714	5	17	22	26	28	0	5	14	3	74	3.4	
Mayberry	9	0	126	7	19	.368	2	10	.200	4	5	.800	0	3	3	23	13	0	7	11	0	20	2.2	
Sasser	6	0	39	5	11	.455	0	0	----	1	2	.500	2	5	7	2	4	0	2	2	0	11	1.8	
Herrera	4	0	42	3	13	.231	0	0	----	0	2	.000	5	3	8	3	3	0	0	4	0	6	1.5	
Ndiaye	4	0	27	1	4	.250	0	0	----	3	4	.750	3	2	5	1	9	0	0	1	1	5	1.3	
GRIZZLIES	50		12175	1643	3838	.428	148	453	.327	1009	1408	.717	650	1359	2009	964	1123	7	420	848	199	4443	88.9	
OPPONENT	50		12175	1813	3917	.463	229	653	.351	1021	1400	.729	673	1456	2129	1189	1164	15	490	779	328	4876	97.5	

QUICK FACTS

- The Vancouver Grizzlies finished 8-42 in a lockout-shortened season, ranking seventh in the Midwest Division.
- **Shareef Abdur-Rahim** ranked fourth in the NBA in scoring with a then franchise-record 23.0 points per game and scored in double figures in all 50 games.
- Guard **Mike Bibby** became the first Grizzlies rookie to start in each game during his rookie season while posting a club rookie-record 6.5 assists per game.
- The Grizzlies won a double-overtime game, 93-89, on Feb. 16 at the L.A. Clippers, before dropping a 131-129 triple-overtime thriller to the Boston Celtics the following night.

NBA STATISTICAL RANKINGS

Category	Vancouver	Opponents	Category	Vancouver	Opponents
Points Per Game	88.9	24th	Assists Per Game	19.3	23rd
Field Goal Pct.	.428	19th	Steals Per Game	8.40	16th
Free Throw Pct.	.717	20th	Turnovers Per Game	17.0	29th
3-PT. Field Goal Pct.	.327	21st	Blocks Per Game	3.98	27th
Offensive Rebounds Per Game	13.0	12th	Personal Fouls Per Game	22.5	13th
Defensive Rebounds Per Game	27.2	27th	Disqualifications	7	9th
Rebounds Per Game	40.2	23rd	Points Per Game Differential	-8.6	27th

1998-99 GAME BY GAME

Date	Opponent	Van	Opp	Hm	Rd	Tot	Atten	Grizzlies Top Scorer	Grizzlies Top Rebounder	Opponent Top Scorer
Feb 7	at Sacramento	L	87	109	0-0	0-1	17,317	Reeves	14	Webber
Feb 8	PORTLAND	L	76	95	0-1	0-1	18,353	Massenburg	24	Sabonis
Feb 10	L.A. CLIPPERS	W	105	99	1-1	0-1	14,818	Abdur-Rahim	35	Murray
Feb 11	INDIANA	L	97	101	1-2	0-1	14,914	Abdur-Rahim	32	Smith
Feb 14	DALLAS	W	96	92	2-2	0-1	16,059	Mack	26	Nash
Feb 16	at L.A. Clippers	W	93	89(2ot)	2-2	1-1	9,626	Mack	22	Taylor
Feb 17	BOSTON	L	129	131(3ot)	2-3	1-1	13,041	Abdur-Rahim	39	Mercer, Walker
Feb 19	at Minnesota	L	96	115	2-3	1-2	15,797	Abdur-Rahim	21	Marbury
Feb 21	at Toronto	L	87	102	2-3	1-3	19,800	Abdur-Rahim	23	Carter
Feb 23	L.A. LAKERS	W	93	83	3-3	1-3	19,193	Abdur-Rahim	28	O'Neal
Feb 25	PHOENIX	L	86	94	3-4	1-3	13,494	Abdur-Rahim	22	Chapman, McCloud
Feb 27	HOUSTON	L	74	86	3-5	1-3	19,193	Abdur-Rahim	20	Pippen, Olajuwon
Feb 28	at Denver	L	112	116	3-5	1-4	9,248	Massenburg	27	McDyess
Mar 2	SACRAMENTO	L	101	111	3-6	1-4	10,132	Abdur-Rahim	29	Webber
Mar 3	at Utah	L	86	109	3-6	1-5	18,556	Mack	23	Russell
Mar 4	MINNESOTA	L	93	102	3-7	1-5	13,329	Abdur-Rahim	22	Garnett
Mar 6	HOUSTON	L	92	107	3-8	1-5	14,133	Abdur-Rahim	26	Dickerson
Mar 8	PORTLAND	L	73	92	3-9	1-5	13,552	Abdur-Rahim	19	Jackson
Mar 9	at Golden State	L	82	92	3-9	1-6	15,043	Abdur-Rahim	35	Marshall
Mar 11	at Houston	L	91	102	3-9	1-7	16,285	Abdur-Rahim	27	Olajuwon
Mar 13	at Dallas	L	74	91	3-9	1-8	14,184	Abdur-Rahim, Lopez	21	Finley
Mar 15	at Denver	L	84	110	3-9	1-9	8,251	Abdur-Rahim	15	McDyess
Mar 16	at Seattle	L	85	87	3-9	1-10	17,072	Abdur-Rahim, Reeves	21	Baker
Mar 18	MINNESOTA	W	86	81	4-9	1-10	5,19	Reeves	28	Garnett
Mar 20	SAN ANTONIO	L	88	92(ot)	4-10	1-10	5,20	Abdur-Rahim	25	Abdur-Rahim
Mar 22	at Phoenix	L	84	89	4-10	1-11	5,21	Abdur-Rahim	26	Kidd
Mar 24	PHILADELPHIA	L	90	95(ot)	4-11	1-11	5,22	Massenburg, Bibby	20	Iverson
Mar 26	UTAH	L	80	85	4-12	1-11	5,23	Abdur-Rahim	30	Malone
Mar 29	at L.A. Lakers	L	98	116	4-12	1-12	5,24	Abdur-Rahim	21	O'Neal
Mar 30	DENVER	W	101	87	5-12	1-12	6,24	Abdur-Rahim	22	Van Exel
Apr 1	at San Antonio	L	91	103	5-12	1-13	6,25	Abdur-Rahim	27	Duncan
Apr 2	at Atlanta	L	81	84	5-12	1-14	6,26	Abdur-Rahim	24	Mutombo
Apr 4	at Chicago	L	87	88	5-12	1-15	6,27	Abdur-Rahim	26	Bryant
Apr 6	at Portland	L	89	98	5-12	1-16	6,28	Abdur-Rahim, Lopez, Bibby	19	Williams, Rider, Wallace
Apr 7	DENVER	L	84	87	5-13	1-16	6,29	Abdur-Rahim	25	McDyess
Apr 9	SEATTLE	W	98	93	6-13	1-16	7,29	Abdur-Rahim	28	Ellis
Apr 11	SACRAMENTO	L	88	91	6-14	1-16	7,30	Abdur-Rahim	23	Webber
Apr 12	at Utah	L	80	98	6-14	1-17	7,31	Abdur-Rahim	22	Anderson, Hornacek
Apr 14	at Houston	L	85	102	6-14	1-18	7,32	Abdur-Rahim, Massenburg	16	Olajuwon
Apr 16	at Minnesota	L	75	89	6-14	1-19	7,33	Abdur-Rahim	24	Smith
Apr 18	GOLDEN STATE	L	85	90	6-15	1-19	7,34	Abdur-Rahim	25	Marshall
Apr 19	at L.A. Lakers	L	102	117	6-15	1-20	7,35	Massenburg	28	O'Neal
Apr 21	L.A. CLIPPERS	W	97	94	7-15	1-20	8,35	Abdur-Rahim	29	Taylor
Apr 23	SEATTLE	L	84	97	7-16	1-20	8,36	Abdur-Rahim	22	MacLean, Payton
Apr 24	at L.A. Clippers	L	96	105	7-16	1-21	8,37	Abdur-Rahim	27	Taylor
Apr 27	at Dallas	L	75	84	7-16	1-22	8,38	Bibby	22	Trent
Apr 29	SAN ANTONIO	L	72	99	7-17	1-22	8,39	Abdur-Rahim, Massenburg	12	Duncan
May 1	at Phoenix	L	77	107	7-17	1-23	8,40	Abdur-Rahim	23	Gugliotta
May 3	GOLDEN STATE	L	83	91	7-18	1-23	8,41	Abdur-Rahim	20	Cummings, Marshall
May 5	at Sacramento	L	95	99	7-18	1-24	8,42	Abdur-Rahim	26	Divac

INTRO

PLAYERS

EXECUTIVES

BASKETBALL OPERATIONS

BUSINESS OPERATIONS

MEDIA

COMMUNITY

HISTORY

PLAYOFFS

REVIEW

OPONENTS

NBA

FEDERATION

AT A GLANCE

NBA

FEDERATION

AT A GLANCE

239



SEASON REVIEW

1997-98 VANCOUVER GRIZZLIES (19-63)



Back Row, L-R: Brian Hill, Jim Boylan, Lionel Hollins, Jack Nolan, George Lynch, Shareef Abdur-Rahim, Pete Chilcutt, Otis Thorpe, Bryant Reeves, Ivano Newbill, Tony Massenburg, Stu Jackson, Noah Croom, Troy Wenzel, Scott McCullough, Rob Hackett. **Front Row, L-R:** Doug West, Chris Robinson, Anthony Peeler, Lee Mayberry, Antonio Daniels, Marcus Brown, Sam Mack, Blue Edwards.

	--Field Goals--						--3-Point FG--			-Free Throws-			--Rebounds--											
Player	G	GS	Min	FG	FGA	Pct	FG	F3A	Pct	FT	FTA	Pct	Off	Def	Tot	Ast	PF	Dq		Stl	TO	Blk	Pts	Avg
Abdur-Rahim	82	82	2950	653	1347	.485	21	51	.412	502	640	.784	227	354	581	213	201	0	89	257	76	1829	22.3	
Reeves	74	74	2527	492	941	.523	0	4	.000	223	316	.706	196	389	585	155	278	6	39	156	80	1207	16.3	
Thorpe	47	46	1574	205	420	.477	0	4	.000	118	170	.694	100	271	371	161	158	3	30	115	23	528	11.2	
Mack	57	54	1414	222	559	.397	110	269	.409	62	77	.805	30	103	133	101	117	0	41	69	11	616	10.8	
Edwards	81	20	1968	326	742	.439	40	120	.333	180	215	.837	61	156	217	201	183	0	86	134	27	872	10.8	
Peeler	8	8	202	35	72	.486	5	19	.263	4	6	.667	6	14	20	23	16	0	9	6	0	79	9.9	
Daniels	74	50	1956	228	548	.416	11	52	.212	112	170	.659	22	121	143	334	88	0	55	164	10	579	7.8	
Lynch	82	0	1493	248	516	.481	9	30	.300	111	158	.703	147	215	362	122	161	0	65	104	41	616	7.5	
Massenburg	61	13	894	148	309	.479	0	0	---	100	137	.730	80	152	232	21	123	0	25	60	24	396	6.5	
Smith	30	29	706	67	133	.504	0	1	.000	48	73	.658	85	121	206	59	60	0	26	36	6	182	6.1	
Chilcutt	82	0	1420	156	359	.435	54	130	.415	39	59	.661	77	229	306	104	158	0	53	62	37	405	4.9	
Mayberry	79	32	1835	131	349	.375	63	180	.350	38	51	.745	19	95	114	349	164	1	65	113	10	363	4.6	
Hurley	27	0	458	46	123	.374	1	7	.143	29	39	.744	5	25	30	97	43	0	10	44	0	122	4.5	
C.Robinson	16	0	143	23	63	.365	7	24	.292	1	2	.500	0	13	13	10	21	0	7	15	1	54	3.4	
L.Robinson	6	0	41	6	19	.316	3	6	.500	2	2	1.000	2	10	12	1	0	0	4	2	0	17	2.8	
Newbill	28	2	249	20	57	.351	1	1	1.000	17	30	.567	24	45	69	9	38	0	10	17	3	58	2.1	
GRIZZLIES	82		19830	3006	6567	.458	325	898	.362	1586	2145	.739	1081	2313	3394	1960	1809	10	614	1405	349	7923	96.6	
OPPONENT	82		19830	3230	6797	.475	428	1111	.385	1634	2233	.732	1144	2358	3502	2101	1832	12	836	1163	538	8522	103.9	

QUICK FACTS

- The Vancouver Grizzlies established a then franchise high for wins with a 19-63 record, placing sixth in the Midwest Division.
- **Shareef Abdur-Rahim** set a franchise season record in points (1,829), field goals made (653) and free throws made (502), while ranking sixth in the NBA with 22.3 points per game.
- The club dished out a franchise-best 1,960 assists.
- The Grizzlies grabbed a club-record 1,081 offensive rebounds.
- **Bryant Reeves** finished 10th in the NBA in field goal percentage, shooting 52.3 percent from the field.
- **Antonio Daniels** set a Grizzlies rookie record by dishing out 334 assists.

NBA STATISTICAL RANKINGS

Category	Vancouver	Opponents	Category	Vancouver	Opponents
Points Per Game	96.6	10th	103.9	28th	
Field Goal Pct.	.457	9th	.475	27th	
Free Throw Pct.	.739	16th	.732	11th	
3-Pt. Field Goal Pct.	.362	6th	.385	29th	
Offensive Rebounds Per Game	13.2	12th	14.0	25th	
Defensive Rebounds Per Game	28.2	18th	28.7	20th	
Rebounds Per Game	41.4	15th	42.7	23rd	
Assists Per Game	23.9	6th	25.6	28th	
Steals Per Game	7.49	26th	10.20	29th	
Turnovers Per Game	17.1	28th	14.2	23rd	
Blocks Per Game	4.26	24th	6.56	29th	
Personal Fouls Per Game	22.1	10th	22.3	15th	
Disqualifications	10	3rd	12	24th	
Points Per Game Differential	-7.3	25th			

1997-98 GAME BY GAME

Date	Opponent	Van	Opp	Hm	Rd	Tot	Atten	Grizzlies Top Scorer	Grizzlies Top Rebounder	Opponent Top Scorer				
Oct 31	DALLAS	L	88	90	0-1	0-0	0-1	17,021	Abdur-Rahim	31	Abdur-Rahim, Thorpe	9	Davis	18
Nov 1	SACRAMENTO	W	97	96	1-1	0-0	1-1	15,460	Abdur-Rahim	19	Thorpe	13	Richmond	24
Nov 4	at Dallas	L	87	92	1-1	0-1	1-2	14,285	Abdur-Rahim	28	Thorpe	14	Finley	29
Nov 5	at San Antonio	L	79	87	1-1	0-2	1-3	14,523	Peeler	19	Thorpe	9	Robinson	22
Nov 7	MINNESOTA	L	97	108	1-2	0-2	1-4	15,302	Abdur-Rahim	23	Abdur-Rahim	17	Marbury	26
Nov 9	DETROIT	W	104	96(ot)	2-2	0-2	2-4	14,925	Abdur-Rahim, Reeves	22	Abdur-Rahim	11	Hunter	23
Nov 11	L.A. CLIPPERS	W	119	113	3-2	0-2	3-4	15,160	Abdur-Rahim	29	Thorpe	15	Rogers	26
Nov 12	at Utah	L	80	98	3-2	0-3	3-5	19,851	Reeves	15	Abdur-Rahim, Lynch	7	Malone	26
Nov 15	MILWAUKEE	W	109	94	4-2	0-3	4-5	17,666	Abdur-Rahim	24	Newbill	10	Brandon	22
Nov 16	at L.A. Lakers	L	95	121	4-2	0-4	4-6	17,139	Abdur-Rahim	25	Massenburg	8	Jones	28
Nov 18	at Denver	W	100	87	4-2	1-4	5-6	9,718	Edwards	27	Thorpe	7	Jackson	18
Nov 19	at Seattle	L	87	107	4-2	1-5	5-7	17,072	Abdur-Rahim	25	Thorpe	8	Payton	31
Nov 21	DENVER	W	99	96	5-2	1-5	6-7	15,988	Abdur-Rahim	28	Lynch	11	Newman, Stith	22
Nov 23	at New York	L	84	104	5-2	1-6	6-8	19,763	Reeves	18	Chilcutt	9	Ewing, Oakley	19
Nov 26	at Milwaukee	L	82	101	5-2	1-7	6-9	15,126	Abdur-Rahim	19	Reeves	9	Robinson	25
Nov 27	at Indiana	L	85	106	5-2	1-8	6-10	14,391	Lynch	15	Lynch	9	Mullin	27
Nov 29	at Minnesota	L	87	106	5-2	1-9	6-11	17,494	Daniels	16	Reeves	8	Gugliotta	23
Nov 30	at Detroit	W	97	95	5-2	2-9	7-11	16,030	Abdur-Rahim	19	Thorpe	10	Williams	26
Dec 3	ORLANDO	L	97	101	5-3	2-9	7-12	15,069	Abdur-Rahim	24	Thorpe	13	Strong	23
Dec 5	CLEVELAND	L	98	107	5-4	2-9	7-13	15,558	Abdur-Rahim	27	Thorpe	11	Person	30
Dec 9	at Phoenix	L	85	107	5-4	2-10	7-14	19,023	Abdur-Rahim	21	Abdur-Rahim	9	Ceballos	21
Dec 12	GOLDEN STATE	W	95	88	6-4	2-10	8-14	14,810	Abdur-Rahim	30	Lynch	10	Smith	28
Dec 14	HOUSTON	W	110	105	7-4	2-10	9-14	14,411	Reeves	23	Reeves	10	Willis	28
Dec 16	at Houston	L	91	118	7-4	2-11	9-15	16,285	Abdur-Rahim	18	Chilcutt	8	Willis	23
Dec 17	at San Antonio	L	87	98	7-4	2-12	9-16	13,576	Abdur-Rahim	24	Daniels	10	Robinson	33
Dec 19	at Portland	L	91	96	7-4	2-13	9-17	19,863	Abdur-Rahim	25	Abdur-Rahim, Massenburg	10	Rider	31
Dec 21	PORTLAND	W	88	86	8-4	2-13	10-17	15,174	Abdur-Rahim	28	Abdur-Rahim	14	Rider	19
Dec 26	PHOENIX	L	100	118	8-5	2-13	10-18	17,023	Abdur-Rahim	23	Thorpe, Reeves	7	Ceballos	22
Dec 28	UTAH	L	88	89	8-6	2-13	10-19	16,488	Abdur-Rahim	31	Abdur-Rahim, Reeves	10	Malone	26
Dec 30	SAN ANTONIO	L	115	124	8-7	2-13	10-20	15,872	Mack	28	Reeves	12	Person	32
Jan 1	PHILADELPHIA	L	104	115	8-8	2-13	10-21	15,495	Abdur-Rahim	23	Abdur-Rahim	12	Iverson	29
Jan 2	at Sacramento	L	80	94	8-8	2-14	10-22	13,925	Abdur-Rahim	30	Reeves	13	Richmond	23
Jan 4	SEATTLE	L	108	120	8-9	2-14	10-23	15,122	Abdur-Rahim, Mack	21	Chilcutt	10	Baker	30
Jan 6	L.A. LAKERS	L	87	100	8-10	2-14	10-24	15,837	Reeves	25	Reeves, Chilcutt	11	O'Neal	25
Jan 7	at L.A. Clippers	L	102	110	8-10	2-15	10-25	4,107	Abdur-Rahim	30	Thorpe	8	Taylor	25
Jan 9	CHARLOTTE	L	90	98	8-11	2-15	10-26	15,251	Abdur-Rahim	22	Thorpe	9	Rice	26
Jan 11	MIAMI	L	90	96	8-12	2-15	10-27	15,186	Abdur-Rahim	26	Abdur-Rahim	10	Hardaway	20
Jan 13	at Philadelphia	L	89	107	8-12	2-16	10-28	10,838	Abdur-Rahim	23	Reeves, Thorpe	10	Thomas	23
Jan 15	at Boston	L	93	97	8-12	2-17	10-29	16,855	Reeves	41	Reeves	12	Walker	22
Jan 16	at Washington	L	110	112	8-12	2-18	10-30	16,763	Thorpe	21	Thorpe	8	Howard	25
Jan 20	DENVER	W	88	77	9-12	2-18	11-30	15,852	Abdur-Rahim	24	Reeves	12	L. Ellis	21
Jan 23	at Golden State	W	88	80	9-12	3-18	12-30	12,359	Abdur-Rahim	26	Reeves	8	Smith	23
Jan 24	GOLDEN STATE	W	107	96	10-12	3-18	13-30	16,223	Abdur-Rahim	20	Thorpe	12	Smith	32
Jan 27	CHICAGO	L	85	103	10-13	3-18	13-31	19,193	Abdur-Rahim	16	Reeves, Thorpe, Chilcutt	6	Pippen	29
Jan 29	MINNESOTA	L	106	112	10-14	3-18	13-32	15,111	Abdur-Rahim	27	Thorpe	13	Marbury	31
Jan 31	NEW JERSEY	L	106	116	10-15	3-18	13-33	17,094	Abdur-Rahim	26	Thorpe	20	Cassell	26
Feb 2	at Dallas	L	90	104	10-15	3-19	13-34	11,049	Reeves	19	Reeves	10	Finley	30
Feb 3	at Houston	L	97	110	10-15	3-20	13-35	16,285	Abdur-Rahim	30	Reeves	8	Barkley	25
Feb 5	at Charlotte	L	93	108	10-15	3-21	13-36	21,984	Abdur-Rahim	19	Massenburg	9	Rice	30
Feb 12	HOUSTON	L	103	112	10-16	3-21	13-37	15,620	Abdur-Rahim	16	Abdur-Rahim	10	Drexler	25
Feb 14	WASHINGTON	W	110	108(ot)	11-16	3-21	14-37	16,105	Reeves	22	Abdur-Rahim, Reeves	12	Cheaney	24
Feb 18	BOSTON	L	105	114	11-17	3-21	14-38	16,703	Mack	27	Abdur-Rahim	8	Barros	29
Feb 20	at Atlanta	L	92	115	11-17	3-22	14-39	9,022	Abdur-Rahim	18	Reeves	11	Smith	21
Feb 22	at Toronto	L	105	113(ot)	11-17	3-23	14-40	16,932	Abdur-Rahim	22	Reeves	11	Billups	27
Feb 24	at New Jersey	L	101	110	11-17	3-24	14-41	13,335	Reeves	31	Reeves	15	Kittles	29
Feb 25	at Cleveland	L	101	106	11-17	3-25	14-42	13,701	Reeves	29	Reeves	8	Henderson	30
Mar 1	ATLANTA	L	76	101	11-18	3-25	14-43	15,371	Reeves, Chilcutt	16	Reeves	10	Blaylock, Hendrson	20
Mar 3	INDIANA	L	103	111	11-19	3-25	14-44	15,095	Abdur-Rahim	27	Abdur-Rahim	9	Smits	26
Mar 6	SACRAMENTO	L	96	98	11-20	3-25	14-45	14,605	Abdur-Rahim	30	Abdur-Rahim	10	Richmond	32
Mar 8	TORONTO	W	113	106	12-20	3-25	15-45	16,098	Reeves	38	Reeves	11	Brown	21
Mar 12	at Denver	L	93	98	12-20	3-26	15-46	9,112	Mack	19	Reeves, Mack	6	Alexander	21
Mar 13	at Utah	L	101	110	12-20	3-27	15-47	19,911	Reeves	23	Reeves	12	Malone	30
Mar 15	L.A. LAKERS	L	110	119	12-21	3-27	15-48	18,983	Reeves	24	Abdur-Rahim	8	O'Neal	24
Mar 17	at Orlando	L	92	99	12-21	3-28	15-49	17,248	Edwards	19	Reeves	11	Anderson	21
Mar 18	at Miami	L	91	94	12-21	3-29	15-50	14,653	Abdur-Rahim	21	Reeves	9	Mourning	26
Mar 20	at Chicago	L	92	98	12-21	3-30	15-51	24,023	Reeves	30	Smith	13	Jordan	24
Mar 21	at Minnesota	L	88	102	12-21	3-31	15-52	18,336	Abdur-Rahim	31	Smith	12	Garnet	22
Mar 23	L.A. CLIPPERS	W	106	95	13-21	3-31	15-52	15,392	Reeves	35	Smith	18	Platkowski	22
Mar 26	at Portland	L	102	108	13-21	3-32	16-53	20,581	Reeves	31	Reeves, Smith, Chilcutt	7	Sabonis	24
Mar 27	NEW YORK	L	89	97(ot)	13-22	3-32	16-54	17,630	Reeves	35	Reeves	14	Johnson	23
Mar 29	at Phoenix	L	98	106	13-22	3-33	16-55	19,023	Abdur-Rahim	30	Abdur-Rahim	12	Robinson	20
Mar 31	DALLAS	L	101	104	13-23	3-33	16-56	15,120	Abdur-Rahim	23	Smith, Lynch	13	Finley, Green	29
Apr 3	SEATTLE	L	98	138	13-24	3-33	16-57	19,193	Abdur-Rahim	19	Abdur-Rahim, L. Robinson	6	Halverson	29
Apr 5	UTAH	L	93	99	13-25	3-33	16-58	18,068	Reeves	30	Abdur-Rahim	9	Malone	25
Apr 7	at L.A. Clippers	W	110	94	13-25	3-33	17-58	5,124	Abdur-Rahim	30	Abdur-Rahim	11	Austin	16
Apr 8	at L.A. Lakers	L	102	113	13-25	4-34	17-59	17,505	Abdur-Rahim	26	Massenburg	10	O'Neal	30
Apr 11	PORTLAND	W	105	96(ot)	14-25	4-34	18-59	16,432	Abdur-Rahim	31	Smith	10	Rider	26
Apr 12	PHOENIX	L	106	129	14-26	4-34	18-60	16,266	Daniels	23	Massenburg	12	McCloud	20
Apr 14	at Seattle	L	98	110	14-26	4-35	18-61	17,072	Massenburg	22	Massenburg, Newbill	7	Payton	29
Apr 16	SAN ANTONIO	L	97	110	14-27	4-35	18-62	17,485	Abdur-Rahim	32	Massenburg	11	Duncan	32
Apr 18	at Golden State	L	100	112	14-27	4-36	18-63	16,481	Massenburg	26	Massenburg	7	Dampier, Delk	23
Apr 19	at Sacramento	W	112	108(ot)	14-27	5-36	19-63	15,329	Massenburg	34	Massenburg	12	Abdul-Wahad	31



SEASON REVIEW

1996-97 VANCOUVER GRIZZLIES (14-68)



Back Row, L-R: Troy Wenzel, Jay Hillock, Noah Croom, Larry Riley, Pete Chilcutt, Roy Rogers, Jack Lothian, Bryant Reeves, Eric Mobley, Rich Manning, Shareef Abdur-Rahim, Rex Hughes, Lionel Hollins, Jimmy Powell, Rob Hackett. **Front Row, L-R:** Stu Jackson, Chuckie Atkins, Tim Breaux, Lawrence Moten, Anthony Peeler, Greg Anthony, Blue Edwards, George Lynch, Doug Edwards, Chris Robinson, Lee Mayberry, Brian Winters.

	--Field Goals--						--3-Point FG--			--Free Throws--			--Rebounds--										
Player	G	GS	Min	FG	FGA	Pct	FG	FGA	Pct	FT	FTA	Pct	Off	Def	Tot	Ast	Pf	Dq	Stl	TO	Blk	Pts	Av
Abdur-Rahim	80	71	2802	550	1214	.453	7	27	.259	387	519	.746	216	339	555	175	199	0	79	225	79	1494	18.7
Reeves	75	75	2777	498	1025	.486	1	11	.091	216	307	.704	174	436	610	160	270	3	29	175	67	1213	16.2
Peeler	72	57	2291	402	1011	.398	128	343	.373	109	133	.820	54	193	247	256	168	0	105	157	17	1041	14.5
Anthony	65	44	1863	199	507	.393	88	238	.370	130	178	.730	25	159	184	407	122	0	129	129	4	616	9.5
Lynch	41	27	1059	137	291	.471	8	31	.258	60	97	.619	98	163	261	76	97	1	63	64	17	342	8.3
Edwards	61	12	1439	182	458	.397	25	89	.281	89	109	.817	49	140	189	114	135	0	38	81	20	478	7.8
Moten	67	18	1214	171	441	.388	41	141	.291	64	99	.646	43	76	119	129	83	0	48	81	24	447	6.7
Rogers	82	50	1848	244	483	.505	1	1	1.000	54	94	.574	139	247	386	46	214	1	21	86	163	543	6.6
Williams	32	1	553	82	143	.573	0	1	0.000	33	49	.673	60	78	138	15	72	1	16	28	26	197	6.2
Mayberry	80	38	1952	149	370	.403	83	221	.376	29	46	.630	29	105	134	329	159	0	60	90	8	410	5.1
C. Robinson	41	6	681	69	182	.379	34	89	.382	16	26	.615	23	48	71	65	85	2	28	34	9	188	4.6
Chilcutt	54	1	662	72	165	.436	25	69	.362	13	22	.591	67	89	156	47	52	0	26	28	17	182	3.4
Manning	16	1	128	18	48	.375	2	3	.667	6	8	.750	8	15	23	2	18	0	3	5	1	44	2.8
Mobley	28	8	307	28	63	.444	0	0	---	16	30	.533	30	28	58	14	44	0	5	29	10	72	2.6
Leckner	19	1	115	14	30	.467	0	0	---	6	12	.500	5	30	35	4	32	0	3	10	2	34	1.8
Norris	8	0	89	4	22	.182	2	10	.200	2	5	.400	3	9	12	23	5	0	4	5	0	12	1.5
GRIZZLIES	82		19780	2819	6453	.437	445	1274	.349	1230	1734	.709	1023	2155	3178	1862	1755	8	657	1301	464	7313	89.2
OPPONENT	82		19780	3092	6556	.472	500	1369	.365	1468	2018	.727	1206	2426	3632	1974	1593	15	725	1251	461	8152	99.4

QUICK FACTS

- The Vancouver Grizzlies posted a 14-68 record, placing seventh in the Midwest Division.
- **Shareef Abdur-Rahim** became the only unanimous selection on the NBA All-Rookie First Team by averaging 18.7 points (second among rookies, 26th in NBA) and finished third in Rookie of the Year balloting behind winner **Allen Iverson** and **Stephon Marbury**, while being named NBA Rookie of the Month in December and February.
- **Anthony Peeler** became the first player in franchise history to score 40 points in a game, accomplishing the feat on Feb. 4 at New Jersey.
- **Bryant Reeves** set a franchise record by making 18 field goals on April 19 at Phoenix.
- President and General Manager **Stu Jackson** assumed the head coaching duties on Jan. 24, replacing **Brian Winters**.
- **Greg Anthony** finished ninth in the NBA in steals at 1.98 per game.
- **Roy Rogers** placed 12th in the league in blocks with 1.99 swats per game.

NBA STATISTICAL RANKINGS

Category	Vancouver		Opponents		Category	Vancouver		Opponents	
Points Per Game	89.2	28th	99.4	21st	Assists Per Game	22.7	10th	24.1	25th
Field Goal Pct.	.437	26th	.472	26th	Steals Per Game	8.01	15th	8.84	24th
Free Throw Pct.	.709	27th	.727	4th	Turnovers Per Game	15.9	16th	15.3	22nd
3-Pt. Field Goal Pct.	.349	23rd	.365	19th	Blocks Per Game	5.66	6th	5.62	26th
Offensive Rebounds Per Game	12.5	15th	14.7	19th	Personal Fouls Per Game	21.4	9th	19.4	29th
Defensive Rebounds Per Game	26.3	28th	29.6	22nd	Disqualifications	8	1st	15	23rd
Rebounds Per Game	38.8	27th	44.3	27th	Points Per Game Differential	-8.6	29th		

1996-97 GAME BY GAME

Date	Opponent	Van	Opp	Hm	Rd	Tot	Atten	Grizzlies Top Scorer	Grizzlies Top Rebounder	Opponent Top Scorer				
Nov 1	PORTLAND	L	85	114	0-1	0-0	0-1	19,193	Abdur-Rahim, Edwards	16	Abdur-Rahim, Chilcutt	5	Robinson	22
Nov 3	GOLDEN STATE	L	95	105	0-2	0-0	0-2	15,781	Peeler	21	Reeves	10	Mullin	24
Nov 5	at Chicago	L	73	96	0-2	0-1	0-3	23,726	Anthony	13	Four players tied	5	Jordan	22
Nov 6	at Milwaukee	L	89	105	0-2	0-2	0-4	13,689	Abdur-Rahim, Edwards	18	Reeves	11	Allen, Baker	20
Nov 8	at Cleveland	L	72	88	0-2	0-3	0-5	13,691	Anthony	13	Reeves, Edwards	6	Sura	15
Nov 10	NEW YORK	L	82	101	0-3	0-3	0-6	17,356	Peeler	16	Reeves	8	Ewing	21
Nov 12	L.A. CLIPPERS	L	92	99(2ot)	0-4	0-3	0-7	14,259	Reeves	30	Reeves	11	Sealy	22
Nov 14	PHOENIX	W	92	89	1-4	0-3	1-7	15,158	Edwards	34	Four players tied	5	Nash	17
Nov 15	at Utah	L	96	104	1-4	0-4	1-8	19,046	Edwards	23	Rogers, Anthony	7	Malone	21
Nov 17	at Seattle	L	81	91	1-4	0-5	1-9	17,072	Rogers	18	Rogers	9	Payton	21
Nov 18	SACRAMENTO	L	83	84	1-5	0-5	1-10	14,672	Reeves	19	Rogers	9	Owens	17
Nov 20	MIAMI	L	75	94	1-6	0-5	1-11	15,054	Reeves	16	Reeves	10	Hardaway	19
Nov 24	SAN ANTONIO	W	96	91	2-6	0-5	2-11	15,874	Abdur-Rahim	18	Abdur-Rahim	9	Wilkins	26
Nov 26	at Atlanta	L	80	101	2-6	0-6	2-12	6,957	Abdur-Rahim	19	Peeler	8	Laettner	18
Nov 27	at Detroit	L	78	87	2-6	0-7	2-13	15,195	Anthony	24	Mobley	7	Hunter	24
Nov 29	at Indiana	L	94	104	2-6	0-8	2-14	15,488	Abdur-Rahim	20	Lynch	11	Miller	25
Nov 30	at Philadelphia	L	90	96	2-6	0-9	2-15	13,038	Rogers	16	Lynch	7	Stackhouse	31
Dec 4	INDIANA	L	80	127	2-7	0-9	2-16	15,699	Abdur-Rahim	20	Rogers	5	Miller	36
Dec 6	at San Antonio	W	105	89	2-7	1-9	3-16	13,646	Reeves	29	Abdur-Rahim, Lynch	8	Wilkins	24
Dec 7	at Dallas	L	85	96	2-7	1-10	3-17	15,102	Peeler	20	Lynch	9	Harper	30
Dec 9	CHARLOTTE	L	91	107	2-8	1-10	3-18	15,780	Peeler	23	Reeves	10	Rice	30
Dec 12	at Portland	L	78	99	2-8	1-11	3-19	20,042	Chilcutt	13	Chilcutt	10	Anderson	22
Dec 13	ORLANDO	W	95	93	3-8	1-11	4-19	15,954	Reeves	27	Abdur-Rahim	11	Seikaly	25
Dec 15	at Phoenix	L	84	103	3-8	1-12	4-20	19,023	Abdur-Rahim	28	Abdur-Rahim	4	Horry	19
Dec 17	HOUSTON	W	93	92	4-8	1-12	5-20	16,205	Abdur-Rahim	22	Reeves	8	Olajuwon	23
Dec 19	DALLAS	L	98	105	4-9	1-12	5-21	15,049	Peeler	25	Lynch	10	Gatting	25
Dec 20	at Denver	L	93	108	4-9	1-13	5-22	10,020	Peeler	19	Three players tied	5	Stith	29
Dec 22	WASHINGTON	W	91	87	5-9	1-13	6-22	15,751	Peeler	27	Lynch	12	Strickland	23
Dec 26	at Sacramento	L	88	111	5-9	1-14	6-23	17,317	Abdur-Rahim	28	Abdur-Rahim	9	Richmond, Polynice	18
Dec 28	PHOENIX	L	98	103	5-10	1-14	6-24	16,757	Peeler	30	Reeves, Lynch	9	Manning	19
Dec 30	SAN ANTONIO	L	88	95	5-11	1-14	6-25	15,749	Peeler	23	Abdur-Rahim	12	Maxwell, Johnson	23
Jan 3	SEATTLE	L	94	108	5-12	1-14	6-26	19,193	Peeler	24	Lynch	15	Payton	29
Jan 5	L.A. LAKERS	L	82	95	5-13	1-14	6-27	19,193	Peeler	17	Lynch	16	O'Neal	31
Jan 8	at Golden State	W	109	95	5-13	2-14	7-27	12,819	Abdur-Rahim	34	Rogers	10	Smith	38
Jan 9	GOLDEN STATE	L	86	102	5-14	2-14	7-28	15,454	Abdur-Rahim	17	Lynch	8	Sprewell	27
Jan 11	SACRAMENTO	L	101	109	5-15	2-14	7-29	16,092	Abdur-Rahim	37	Reeves	10	Richmond	32
Jan 14	at L.A. Lakers	L	81	91	5-15	2-15	7-30	15,606	Peeler	23	Reeves	10	O'Neal	24
Jan 15	DETROIT	L	79	103	5-16	2-15	7-31	16,059	Abdur-Rahim	15	Three players tied	8	Hill	31
Jan 17	UTAH	L	86	106	5-17	2-15	7-32	15,173	Reeves	17	Reeves	10	Malone	30
Jan 19	TORONTO	W	100	92	6-17	2-15	8-32	17,474	Abdur-Rahim	26	Lynch	13	Stoudamire	34
Jan 20	at Seattle	L	96	112	6-17	2-16	8-33	17,072	Anthony	24	Reeves	8	Payton	30
Jan 22	at Denver	L	84	94	6-17	2-17	8-34	8,422	Abdur-Rahim	22	Reeves	12	L. Ellis	22
Jan 23	MINNESOTA	L	76	95	6-18	2-17	8-35	15,282	Reeves	22	Reeves	8	Gugliotta	33
Jan 25	DENVER	L	82	83	6-19	2-17	8-36	17,102	Reeves	23	Abdur-Rahim, Reeves	9	L. Ellis	18
Jan 27	at Golden State	L	97	122	6-19	2-18	8-37	12,839	Abdur-Rahim	23	Abdur-Rahim	8	Sprewell	33
Jan 28	CHICAGO	L	96	111	6-20	2-18	8-38	19,193	Abdur-Rahim	24	Abdur-Rahim, Reeves	12	Jordan	28
Jan 30	at L.A. Clippers	L	94	100	6-20	2-19	8-39	5,122	Reeves	25	Reeves	12	Vaught	28
Jan 31	ATLANTA	L	76	87	6-21	2-19	8-40	15,205	Abdur-Rahim	24	Abdur-Rahim	10	Smith	24
Feb 2	at Boston	W	102	92	6-21	3-19	9-40	15,737	Reeves	33	Reeves	18	Williams	22
Feb 4	at New Jersey	L	105	111	6-21	3-20	9-41	10,990	Peeler	40	Abdur-Rahim	11	Kittles	32
Feb 6	at Minnesota	L	86	103	6-21	3-21	9-42	14,277	Peeler	24	Chilcutt	10	Garnett	18
Feb 11	at Houston	L	97	106	6-21	3-22	9-43	16,285	Abdur-Rahim	24	Reeves	10	Willis, Price	20
Feb 12	at San Antonio	W	106	101	6-21	4-22	10-43	12,463	Reeves	31	Reeves	12	Maxwell	19
Feb 14	BOSTON	W	109	106	7-21	4-22	11-43	17,434	Abdur-Rahim	31	Reeves	12	Day	29
Feb 17	DALLAS	L	95	100	7-22	4-22	11-44	15,540	Reeves	27	Edwards	7	Finley, Green	21
Feb 19	MINNESOTA	L	73	84	7-23	4-22	11-45	15,729	Abdur-Rahim	26	Rogers	10	Garrett	25
Feb 21	at L.A. Lakers	L	91	99	7-23	4-23	11-46	17,031	Abdur-Rahim	30	Abdur-Rahim	11	Campbell, Jones	23
Feb 23	CLEVELAND	L	84	91	7-24	4-23	11-47	15,536	Reeves	28	Abdur-Rahim	8	Phillips	23
Feb 26	L.A. CLIPPERS	L	80	83	7-25	4-23	11-48	15,619	Abdur-Rahim	28	Abdur-Rahim	13	Vaught	22
Feb 28	PHILADELPHIA	L	100	104	7-26	4-23	11-49	17,463	Reeves	26	Abdur-Rahim	10	Stackhouse	25
Mar 2	UTAH	L	86	93	7-27	4-23	11-50	16,415	Peeler	25	Reeves	9	Russell	20
Mar 6	NEW JERSEY	L	96	102	7-28	4-23	11-51	16,673	Peeler	24	Reeves	12	Cassell	26
Mar 9	at Toronto	L	77	81	7-28	4-24	11-52	19,186	Peeler	25	Reeves	14	Williams	16
Mar 11	at Charlotte	L	92	98	7-28	4-25	11-53	24,042	Abdur-Rahim	24	Reeves	13	Rice, Mason	24
Mar 12	at Washington	L	82	104	7-28	4-26	11-54	11,007	Abdur-Rahim	18	Rogers	8	Webber	32
Mar 14	at Miami	L	82	88	7-28	4-27	11-55	14,728	Reeves	27	Reeves	11	Hardaway	17
Mar 16	at Orlando	L	89	100	7-28	4-28	11-56	17,248	Abdur-Rahim	22	Reeves	10	Wilkins	19
Mar 18	at New York	L	73	98	7-28	4-29	11-57	19,763	Abdur-Rahim	18	Williams	9	Ewing	22
Mar 19	at Minnesota	L	72	95	7-28	4-30	11-58	13,368	Abdur-Rahim	15	Chilcutt	6	Robinson	18
Mar 21	DENVER	W	108	101	8-28	4-30	12-58	19,193	Reeves	31	Abdur-Rahim	14	McDyess	29
Mar 23	SEATTLE	L	92	106	8-29	4-30	12-59	17,645	Abdur-Rahim	23	Abdur-Rahim, Williams	7	Payton	31
Mar 25	at L.A. Clippers	L	104	110(ot)	8-29	4-31	12-60	5,528	Peeler	30	Reeves	10	Wright	24
Mar 27	at L.A. Lakers	L	98	102(ot)	8-30	4-31	12-61	18,722	Abdur-Rahim	21	Rogers	12	Campbell	26
Mar 28	L.A. CLIPPERS	L	81	115	8-30	4-32	12-62	20,865	Peeler, Rogers	14	Williams	9	C. Robinson	25
Apr 1	MILWAUKEE	L	91	102	8-31	4-32	12-63	17,193	Abdur-Rahim	26	Rogers, Leckner	6	Robinson	25
Apr 4	at Utah	L	79	106	8-31	4-32	12-64	19,911	Reeves	15	Williams	8	Malone	16
Apr 6	HOUSTON	L	85	94	8-32	4-33	12-65	17,356	Reeves	23	Abdur-Rahim	16	Barkley	26
Apr 8	at Sacramento	L	93	109	8-32	4-34	12-66	17,317	Reeves	28	Reeves	13	Richmond	28
Apr 10	at Houston	L	94	102	8-32	4-35	12-67	16,285	Abdur-Rahim	20	Rogers	9	Barkley	21
Apr 12	at Dallas	W	96	85	8-32	5-35	13-67	14,060	Abdur-Rahim	30	Abdur-Rahim	17	Pack	22
Apr 17	PORTLAND	L	73	105	8-33	5-35	13-68	19,193	Peeler	16	Abdur-Rahim, Reeves	9	Wallace	25
Apr 19	at Phoenix	W	121	107	8-33	6-35	14-68	19,023	Reeves	39	Reeves	11	Johnson	28



SEASON REVIEW

1995-96 VANCOUVER GRIZZLIES (15-67)



Back Row, L-R: Chris King, Greg Anthony, Anthony Avent, Darrick Martin, Doug Edwards, Troy Wenzel, Bryant Reeves, Rob Hackett, Eric Mobley, Scott McCullough, Eric Murdock, Ashraf Amaya, Lawrence Moten, Byron Scott. **Front Row, L-R:** Kenny Gattison, Jimmy Powell, Brian Winters, Rex Hughes, Lionel Hollins, Blue Edwards.

	--Field Goals--						--3-Point FG--			--Free Throws--			--Rebounds--										
Player	G	GS	Min	FG	FGA	Pct	FG	FGA	Pct	FT	FTA	Pct	Off	Def	Tot	Asst	PF	Dq	Stl	TO	Blk	Pts	Avg
Anthony	69	69	2096	324	781	.415	90	271	.332	229	297	.771	29	145	174	476	137	1	116	160	11	967	14.0
Benjamin	13	13	404	71	161	.441	0	0	---	39	56	.696	31	72	103	16	40	1	10	34	15	181	13.9
Reeves	77	63	2460	401	877	.457	0	3	.000	219	299	.732	178	392	570	109	226	2	43	157	55	1021	13.3
B. Edwards	82	82	2773	401	956	.419	84	245	.343	157	208	.755	98	248	346	212	243	1	118	170	46	1043	12.7
Scott	80	0	1894	271	676	.401	74	221	.355	203	243	.835	40	152	192	123	126	0	63	100	22	819	10.2
Gattison	25	14	570	91	190	.479	0	0	---	47	78	.603	35	79	114	14	75	0	10	40	11	229	9.2
Murdock	64	14	1480	220	521	.422	39	122	.320	106	131	.809	21	134	155	292	124	0	129	120	9	585	9.1
King	80	66	1930	250	585	.427	44	113	.389	90	136	.662	102	183	285	104	163	0	68	103	33	634	7.9
Wilkins	28	14	738	77	205	.376	14	64	.219	20	23	.870	22	43	65	68	55	0	22	37	2	188	6.7
D.Martin	24	0	402	59	131	.450	5	22	.227	38	46	.826	13	25	38	61	47	0	27	37	1	161	6.7
Moten	44	3	573	112	247	.453	18	55	.327	49	75	.653	36	25	61	50	54	0	29	44	8	291	6.6
Amaya	54	34	1104	121	252	.480	0	1	.000	97	149	.651	114	189	303	33	151	3	22	57	10	339	6.3
Avent	71	32	1586	179	466	.384	0	0	---	57	77	.740	108	247	355	69	202	3	30	107	42	415	5.8
Harvey	18	6	410	39	95	.411	0	2	.000	20	43	.465	27	67	94	9	38	0	14	18	21	98	5.4
Mobley	34	1	611	72	131	.550	1	2	.500	37	83	.446	51	77	128	22	82	1	13	49	23	182	5.4
Manning	29	0	311	49	113	.434	0	1	.000	9	14	.643	16	39	55	7	37	0	3	17	6	107	3.7
D. Edwards	31	0	519	32	91	.352	0	4	.000	29	38	.763	35	52	87	39	51	2	10	29	18	93	3.0
C. Martin	4	0	19	3	5	.600	3	3	1.000	0	2	.000	1	1	2	2	1	0	1	1	0	9	2.3
GRIZZLIES	82		19880	2772	6483	.428	372	1129	.329	1446	1998	.724	957	2170	3127	1706	1852	14	728	1347	333	7362	89.8
OPPONENT	82		19880	3080	6486	.475	459	1226	.374	1561	2129	.733	1102	2550	3652	1988	1785	9	698	1423	474	8180	99.8

QUICK FACTS

- In the Vancouver Grizzlies' inaugural season, the club finished seventh in the Midwest Division with a 15-67 record.
- Brian Winters** named the franchise's first head coach on June 19, 1995, while former head coach **Lionel Hollins** served as an assistant coach.
- Kevin Pritchard** became the franchise's first player by signing with the Grizzlies on June 1. The club's first draft pick was **Bryant Reeves** from Oklahoma State, taken sixth overall in the 1995 NBA Draft.
- The Grizzlies played their first game on Oct. 13 vs. Portland, falling 104-86 in a preseason contest.
- Blue Edwards** (15 points, 13 rebounds and 11 assists) recorded the first triple-double in franchise history on March 1 vs. Dallas.
- Reeves named to the 1995-96 NBA All-Rookie Second Team, averaging 13.3 points and 7.4 rebounds in 77 games.
- The club dropped a franchise-record 23 consecutive games from Feb. 16-April 2.
- Eric Murdock** finished seventh in the NBA in steals with 1.85 thefts per game.

NBA STATISTICAL RANKINGS


Category	Vancouver		Opponents		Category	Vancouver		Opponents	
Points Per Game	89.8	29th	99.8	15th	Assists Per Game	20.8	25th	24.2	23rd
Field Goal Pct.	.428	27th	.475	22nd	Steals Per Game	8.88	5th	8.51	21st
Free Throw Pct.	.724	22nd	.733	6th	Turnovers Per Game	16.4	20th	17.4	2nd
3-Pt. Field Goal Pct.	.329	28th	.321	21st	Blocks Per Game	4.06	24th	5.78	22nd
Offensive Rebounds Per Game	11.7	22nd	13.4	23rd	Personal Fouls Per Game	22.6	13th	21.8	25th
Defensive Rebounds Per Game	26.5	25th	31.4	27th	Disqualifications	14	6th	9	28th
Rebounds Per Game	38.1	28th	44.5	28th	Points Per Game Differential	-10.0	29th		

1995-96 GAME BY GAME

Date	Opponent	Van	Opp	Hm	Rd	Tot	Atten	Grizzlies Top Scorer	Grizzlies Top Rebounder	Opponent Top Scorer
Nov 3	at Portland	W	92	80	0-0	1-0	1-0	19,115	Benjamin	13 Robinson
Nov 5	MINNESOTA	W	100	98(ot)	1-0	1-0	2-0	19,193	Scott	13 Lastner
Nov 7	at Dallas	L	88	99	1-0	1-1	2-1	15,325	Benjamin	6 Mashburn
Nov 8	at San Antonio	L	62	111	1-0	1-2	2-2	12,355	King	11 Robinson
Nov 10	L.A. CLIPPERS	L	91	98	1-1	1-2	2-3	17,345	Benjamin	11 Sealy
Nov 11	at Seattle	L	81	117	1-1	1-3	2-4	17,102	Benjamin	8 Kemp
Nov 13	DALLAS	L	89	94	1-2	1-3	2-5	17,171	Anthony	9 Kidd
Nov 16	at L.A. Clippers	L	98	103	1-2	1-4	2-6	10,169	Scott	6 Vaughn
Nov 17	L.A. LAKERS	L	91	114	1-3	1-4	2-7	19,193	Anthony	8 Van Exel
Nov 19	at New York	L	93	98	1-3	1-5	2-8	19,763	Anthony	8 Harper
Nov 22	at Orlando	L	93	95	1-3	1-6	2-9	17,248	Scott	20 Benjamin, King
Nov 24	at Charlotte	L	104	116	1-3	1-7	2-10	24,042	Benjamin	7 Johnson, Rice
Nov 25	at Miami	L	91	111	1-3	1-8	2-11	14,293	Benjamin	10 Mourning
Nov 28	at Minnesota	L	98	121	1-3	1-9	2-12	10,251	Anthony	9 Three players tied
Nov 30	CHICAGO	L	88	94	1-4	1-9	2-13	19,193	Anthony	8 Jordan
Dec 1	at L.A. Lakers	L	100	113	1-4	1-10	2-14	12,426	Anthony, B. Edwards	9 Ceballos
Dec 3	MILWAUKEE	L	95	109	1-5	1-10	2-15	14,149	Anthony, Reeves, Harvey	8 Baker
Dec 5	at Phoenix	L	108	112	1-5	1-11	2-16	19,023	Anthony, B. Edwards	8 Finley
Dec 7	DETROIT	L	84	93	1-6	1-11	2-17	14,685	Anthony	6 Houston
Dec 10	TORONTO	L	81	93	1-7	1-11	2-18	17,438	B. Edwards	11 Stoudamire
Dec 13	HOUSTON	L	89	100	1-8	1-11	2-19	15,715	B. Edwards	11 Horry
Dec 15	PORTLAND	W	104	100(ot)	2-8	1-11	3-19	15,236	Reeves	17 Strickland
Dec 16	GOLDEN STATE	L	85	116	2-9	1-11	3-20	15,539	Moten	6 Sprewell
Dec 18	at Sacramento	L	85	92	2-9	1-12	3-21	17,317	Reeves	7 Grant
Dec 19	SEATTLE	W	94	93	3-9	1-12	4-21	16,701	B. Edwards	11 Hawkins
Dec 21	at Seattle	L	68	92	3-9	1-13	4-22	17,072	Avent	9 Payton
Dec 22	PHOENIX	L	80	101	3-10	1-13	4-23	17,636	Reeves	8 Barkley
Dec 26	at Houston	L	84	100	3-10	1-14	4-24	16,285	Murdock	16 Olajuwon
Dec 28	at Dallas	L	101	103(2ot)	3-10	1-15	4-25	17,502	Anthony, Reeves	15 Jackson
Dec 30	BOSTON	W	103	95	4-10	1-15	5-25	19,193	B. Edwards	26 Reeves
Jan 5	PHILADELPHIA	W	103	102(ot)	5-10	1-15	6-25	17,870	Anthony	32 Avent
Jan 7	L.A. CLIPPERS	L	93	101	5-11	1-15	6-26	18,089	Anthony	25 Reeves
Jan 9	at Golden State	L	103	109	5-11	1-16	6-27	15,025	Murdock, Gattison	19 Avent
Jan 10	DENVER	L	85	91	5-12	1-16	6-28	15,416	B. Edwards	20 Reeves
Jan 12	GOLDEN STATE	L	95	104	5-13	1-16	6-29	16,581	B. Edwards	20 Reeves, Gattison
Jan 13	MIAMI	W	69	65	6-13	1-16	7-29	17,532	Anthony	21 Reeves, Avent
Jan 18	CLEVELAND	L	90	98	6-14	1-16	7-30	16,805	Anthony	27 Reeves
Jan 20	NEW YORK	W	84	80	7-14	1-16	8-30	19,193	Reeves, Anthony	14 Reeves
Jan 22	at Milwaukee	W	100	92	7-14	2-16	9-30	13,488	Reeves	22 Reeves
Jan 24	at Chicago	L	84	104	7-14	2-17	9-31	23,652	Reeves	23 B. Edwards
Jan 25	at Toronto	W	106	101(ot)	7-14	3-17	10-31	21,378	Reeves	25 Avent
Jan 27	at Washington	L	77	102	7-14	3-18	10-32	18,756	Reeves	13 D. Edwards
Jan 29	at Philadelphia	L	92	103	7-14	3-19	10-33	8,422	Anthony	18 D. Edwards
Jan 31	at Boston	L	98	131	7-14	3-20	10-34	17,025	Reeves, Scott, Murdock	16 Reeves
Feb 2	NEW JERSEY	L	84	93	7-15	3-20	10-35	16,141	Scott	27 Reeves
Feb 5	UTAH	L	83	92	7-16	3-20	10-36	15,827	Scott	19 Reeves
Feb 7	at Utah	L	79	102	7-16	3-21	10-37	19,911	Murdock	16 Reeves, Avent, Scott
Feb 14	SACRAMENTO	W	93	86	8-16	3-21	11-37	15,391	Anthony	21 Reeves
Feb 16	ATLANTA	L	100	110	8-17	3-21	11-38	15,664	Reeves	26 Reeves
Feb 18	SEATTLE	L	109	118	8-18	3-21	11-39	19,193	B. Edwards	23 Avent
Feb 19	at Phoenix	L	94	98(ot)	8-18	3-22	11-40	19,023	Anthony	18 Reeves
Feb 25	SAN ANTONIO	L	84	95	8-19	3-22	11-41	16,598	Reeves	22 Reeves
Feb 28	L.A. LAKERS	L	80	99	8-20	3-22	11-42	19,193	Reeves	22 Amaya
Mar 1	DALLAS	L	111	119	8-21	3-22	11-43	15,656	Reeves	23 B. Edwards
Mar 2	at Denver	L	82	108	8-21	3-23	11-44	15,832	Amaya	14 Reeves
Mar 4	WASHINGTON	L	81	96	8-22	3-23	11-45	15,996	Scott	20 Amaya
Mar 5	at Golden State	L	78	110	8-22	3-24	11-46	15,025	Amaya	16 Amaya
Mar 8	INDIANA	L	80	94	8-23	3-24	11-47	16,451	Reeves	12 Amaya
Mar 10	HOUSTON	L	89	95	8-24	3-24	11-48	19,193	King	17 Reeves
Mar 11	at Sacramento	L	88	92	8-24	3-25	11-49	17,317	Reeves	26 Reeves
Mar 15	ORLANDO	L	87	92(ot)	8-25	3-25	11-50	19,193	Murdock	16 Reeves
Mar 17	at Minnesota	L	85	90	8-25	3-26	11-51	12,228	Reeves	26 Reeves
Mar 19	at New Jersey	L	77	82	8-25	3-27	11-52	10,621	Reeves, Wilkins	15 Reeves
Mar 20	at Atlanta	L	93	98	8-25	3-28	11-53	8,297	Reeves	20 Reeves
Mar 22	at Indiana	L	94	111	8-25	3-29	11-54	16,715	Reeves	19 Reeves
Mar 24	at Cleveland	L	85	90	8-25	3-30	11-55	18,108	King	20 Reeves
Mar 26	at Detroit	L	75	86	8-25	3-31	11-56	15,781	Reeves	22 Amaya
Mar 28	DENVER	L	88	92	8-26	3-31	11-57	16,889	Reeves	21 Reeves
Mar 29	at Utah	L	91	105	8-26	3-32	11-58	19,911	B. Edwards	26 Reeves
Mar 31	CHARLOTTE	L	88	121	8-27	3-32	11-59	18,147	Reeves	17 Amaya
Apr 2	at Portland	L	85	101	8-27	3-33	11-60	19,868	Anthony	16 Avent
Apr 3	MINNESOTA	W	105	103	9-27	3-33	12-60	16,216	Reeves	28 Amaya
Apr 5	at L.A. Lakers	L	94	104	9-27	3-34	12-61	17,505	Moten	21 Avent
Apr 7	PHOENIX	L	92	112	9-28	3-34	12-62	19,193	Reeves, King	13 Avent
Apr 9	at Houston	L	84	90	9-28	3-35	12-63	16,285	Murdock	19 Avent
Apr 10	at San Antonio	L	82	105	9-28	3-36	12-64	17,269	Moten	14 Amaya
Apr 12	SACRAMENTO	W	99	98	10-28	3-36	13-64	18,619	Reeves	20 Amaya
Apr 14	PORTLAND	L	79	81	10-29	3-36	13-65	16,522	B. Edwards	21 Avent
Apr 16	SAN ANTONIO	L	86	95	10-30	3-36	13-66	16,127	King	17 King
Apr 18	UTAH	L	79	94	10-31	3-36	13-67	18,407	King	21 Amaya
Apr 19	at Denver	W	92	78	10-31	4-36	14-67	15,119	Wilkins	6 B. Edwards
Apr 21	at L.A. Clippers	W	108	101	10-31	5-36	15-67	13,298	B. Edwards	21 Avent



SEASON REVIEW



REVIEW

OPPONENTS



OPPONENTS



ATLANTA HAWKS



EASTERN CONFERENCE / SOUTHEAST DIVISION



Home Court: Philips Arena – 18,188 (1999)

Office: Centennial Tower, 101 Marietta Street, Suite 1900, Atlanta, GA 30303

Phone: (404) 878-3800

Website: hawks.com

Principal Owner & Chair of Board of Directors & NBA Governor: Tony Ressler

Vice Chair of Board of Directors: Grant Hill

Alternate NBA Governor: Steven Price

CEO, Atlanta Hawks Basketball Club/Philips Arena: Steve Koonin

President of Basketball Operations/Head Coach: Mike Budenholzer

General Manager: Wes Wilcox

Assistant General Manager: Michael Blackstone

Assistant Coaches: Darvin Ham, Taylor Jenkins, Charles Lee, Neven Spahija, Ben Sullivan

Head Athletic Trainer: Art Horne

Communications Staff: Garin Narain, Jon Steinberg, Jason Roose

Television: FOX Sports Southeast. Bob Rathbun, Dominique Wilkins, Andre Aldridge, Olivia Harlan

Radio: 92.9 The Game. Steve Holman

Team Colors: Torch Red, Georgia Granite Gray, Volt Green

GRIZZLIES STREAKS

Overall: 14-24 (1-W)

Home: 8-10 (1-L) **Road:** 6-14 (2-W)

ALL-TIME SERIES

SEASON	W-L	DATE	RESULT	HOME	VISITOR
2015-16	0-2	3/12/16	L	Atlanta 95	Grizzlies 83
		11/27/15	L	Grizzlies 101	Atlanta 116
2014-15	1-1	2/8/15	W	Atlanta 88	Grizzlies 94
		1/7/15	L	Grizzlies 86	Atlanta 96
2013-14	2-0	2/8/14	W	Atlanta 76	Grizzlies 79
		1/12/14	W	Grizzlies 108	Atlanta 101
2012-13	0-2	2/6/13	L	Atlanta 103	Grizzlies 92
		12/8/12	L	Grizzlies 83	Atlanta 93
2011-12	1-0	2/2/12	W	Atlanta 77	Grizzlies 96
2010-11	0-2	12/1/10	L	Atlanta 112	Grizzlies 109
		10/27/10	L	Grizzlies 104	Atlanta 119
2009-10	0-2	2/9/10	L	Grizzlies 94	Atlanta 108
		12/16/09	L	Atlanta 110	Grizzlies 97
2008-09	1-1	4/15/09	W	Grizzlies 98	Atlanta 90
		12/3/08	L	Atlanta 105	Grizzlies 95
2007-08	0-2	3/3/08	L	Grizzlies 99	Atlanta 116
		12/8/07	L	Atlanta 86	Grizzlies 78
2006-07	0-2	3/9/07	L	Atlanta 106	Grizzlies 105
		12/15/06	L	Grizzlies 88	Atlanta 97
2005-06	2-0	4/2/06	W	Grizzlies 98	Atlanta 87
		11/12/05	W	Atlanta 84	Grizzlies 85
2004-05	2-0	1/29/05	W	Grizzlies 84	Atlanta 83
		12/8/04	W	Atlanta 89	Grizzlies 97
2003-04	2-0	3/29/04 (2ot)	W	Atlanta 133	Grizzlies 136
		12/10/03	W	Grizzlies 103	Atlanta 90

2016-17 SCHEDULE

Sat, Mar 11, 2017 at Memphis

Thurs, Mar 16, 2017 at Atlanta

SEASON	W-L	DATE	RESULT	HOME	VISITOR
2002-03	1-1	4/5/03	L	Atlanta 97	Grizzlies 91
		3/16/03	W	Grizzlies 124	Atlanta 92
2001-02	0-2	3/4/02	L	Atlanta 95	Grizzlies 76
		1/4/02	L	Grizzlies 109	Atlanta 113
2000-01	1-1	3/13/01	L	Atlanta 109	Grizzlies 99
		11/6/00	W	Grizzlies 97	Atlanta 87
1999-00	1-1	3/11/00	L	Atlanta 91	Grizzlies 86
		11/10/99 (ot)	W	Grizzlies 102	Atlanta 97
1998-99	0-1	4/2/99	L	Atlanta 84	Grizzlies 81
1997-98	0-2	3/1/98	L	Grizzlies 76	Atlanta 101
		2/20/98	L	Atlanta 115	Grizzlies 92
1996-97	0-2	1/31/97	L	Grizzlies 76	Atlanta 87
		11/26/96	L	Atlanta 101	Grizzlies 80
1995-96	0-2	3/20/96	L	Atlanta 98	Grizzlies 93
		2/16/96	L	Grizzlies 100	Atlanta 110

BIGGEST WIN/WORST LOSS

	DATE	SCORE	MARGIN
Biggest Win	3/16/03	124-92	32
Worst Loss	3/1/98	76-101	25

LAST WIN/LOSS

	DATE	SCORE
Last Home Win	1/12/14	108-101
Last Home Loss	11/27/15	101-116
Last Road Win	2/8/15	94-88
Last Road Loss	3/12/16	83-95

2015-16 SEASON SERIES STATISTICS

MEMPHIS VS. ATLANTA

PLAYER	G-GS	MIN	FG-FGA	PCT	3FG-FGA	PCT	FT-FTA	PCT	OFF	DEF	TOT	AST	PF-DQ	STL	TO	BLK	PTS	AVG	HI
Stephenson	1-0	30	7-12	.583	0-2	.000	4-4	1.000	0	8	8	6	1-0	0	1	0	18	18.0	18
Conley	1-1	38	4-13	.308	2-6	.333	6-6	1.000	0	1	1	9	1-0	0	3	0	16	16.0	16
V. Carter	1-0	22	4-10	.400	4-9	.444	2-2	1.000	0	5	5	1	3-0	0	0	1	14	14.0	14
Lee	1-0	26	6-10	.600	2-3	.667	0-0	---	1	3	4	1	0-0	0	0	0	14	14.0	14
Gasol	1-1	37	4-9	.444	0-0	---	5-6	.833	1	7	8	2	2-0	0	2	0	13	13.0	13
McCallum	1-0	27	5-10	.500	3-4	.750	0-0	---	1	3	4	2	2-0	2	2	1	13	13.0	13
Je. Green	1-1	31	4-7	.571	1-1	1.000	2-2	1.000	0	7	7	1	5-0	0	1	0	11	11.0	11
Allen	2-2	43	10-23	.435	1-2	.500	0-1	.000	6	5	11	2	4-0	4	3	0	21	10.5	15
Barnes	2-2	54	8-25	.320	5-14	.357	0-0	---	1	7	8	0	7-0	1	4	1	21	10.5	15
Martin	1-0	20	3-10	.300	0-0	---	4-5	.800	3	1	4	0	2-0	1	2	0	10	10.0	10
Ja. Green	2-1	51	6-20	.300	0-1	.000	1-1	1.000	5	10	15	2	6-0	1	4	0	13	6.5	9
Hairston	1-0	20	4-11	.364	0-6	.000	1-2	.500	1	4	5	1	0-0	0	0	0	9	9.0	9
Stephenson	1-0	19	1-5	.200	0-0	---	2-2	1.000	2	4	6	2	0-0	1	0	2	4	4.0	4
Andersen	1-0	10	1-1	1.000	0-0	---	1-2	.500	1	3	4	0	1-0	0	2	0	3	3.0	3
Chalmers	1-0	11	0-2	.000	0-2	.000	3-4	.750	0	1	1	2	4-0	0	5	0	3	3.0	3
Hollins	1-1	20	1-2	.500	0-0	---	0-0	---	1	3	4	1	1-0	0	2	0	2	2.0	2
Weber	1-1	32	1-5	.200	0-2	.000	0-0	---	3	1	4	3	1-0	3	0	1	2	2.0	2
Smith	1-0	1	0-1	.000	0-1	.000	0-0	---	0	0	0	0	0-0	0	0	0	0	0.0	0
GRIZZLIES	2	480	68-175	.389	18-53	.340	30-35	.857	25	70	95	35	39-0	13	30	6	184	92.0	101

ATLANTA VS. MEMPHIS

PLAYER	G-GS	MIN	FG-FGA	PCT	3FG-FGA	PCT	FT-FTA	PCT	OFF	DEF	TOT	AST	PF-DQ	STL	TO	BLK	PTS	AVG	HI
Millsap	2-2	68	14-26	.538	0-4	.000	16-19	.842	4	17	21	9	4-0	1	6	1	44	22.0	23
Teague	2-2	59	12-21	.571	8-13	.615	6-6	1.000	1	3	4	14	4-0	2	1	2	38	19.0	20
Horford	2-2	60	13-22	.591	3-5	.600	6-6	1.000	1	11	12	4	7-0	0	0	4	35	17.5	19
Korver	2-2	66	10-17	.588	6-12	.500	2-3	.667	0	7	7	4	3-0	3	2	2	28	14.0	15
Sefolosha	1-0	25	5-8	.625	1-2	.500	2-3	.667	2	9	11	0	2-0	1	2	2	13	13.0	13
Bazemore	2-2	55	5-18	.278	2-11	.182	2-2	1.000	0	8	8	7	3-0	2	1	1	14	7.0	14
Patterson	1-0	26	2-7	.286	0-4	.000	3-4	.750	0	1	1	2	2-0	0	1	1	7	7.0	7
Humphries	1-0	15	1-3	.333	1-2	.500	2-4	.500	3	3	6	1	3-0	2	2	0	5	5.0	5
Muscala	2-0	25	5-10	.500	1-5	.200	0-0	---	1	5	6	2	2-0	0	1	2	11	5.5	11
Schroder	2-0	22	1-10	.100	1-6	.167	4-4	1.000	0	4	4	4	2-0	1	3	0	7	3.5	7
Hardaway	2-0	26	2-6	.333	2-5	.400	0-0	---	0	0	0	0	0-0	0	1	0	6	3.0	3
Hinrich	1-0	15	0-4	.000	0-2	.000	0-0	---	1	2	3	3	0-0	1	0	0	0	0.0	0
Scott	2-0	18	1-7	.143	0-2	.000	1-2	.500	1	3	4	2	3-0	0	1	0	3	1.5	2
HAWKS	2	480	71-159	.447	25-73	.342	44-53	.830	14	73	87	52	35-0	13	21	15	211	105.5	116



BOSTON CELTICS



EASTERN CONFERENCE / ATLANTIC DIVISION



Home Court: TD Banknorth Garden – 18,624 (1995)
Office: 226 Causeway Street, Fourth Floor, Boston, MA 02114
Phone: (617) 854-8000
Website: celtics.com

Managing Partner, Governor and CEO: Wyc Grousbeck
President: Rich Gotham
President of Basketball Operations: Danny Ainge
Head Coach: Brad Stevens
Assistant Coaches: Jay Larranaga, Walter McCarty, Micah Shrewsberry, Jamie Young, Jerome Allen
Athletic Trainer: Ed Lacerte
Communications Staff: Christian Megliola, Jeff Twiss, Heather Walker, Brian Olive, Taylor Kielpinski-Rogers
Television: Comcast SportsNet. Mike Gorman, Tom Heinsohn, Brian Scalabrine, Abby Chin
Radio: CBS Radio Boston Broadcasters. Sean Grande, Cedric Maxwell
Team Colors: Green, Gold, Black, Brown, Beige, White

GRIZZLIES STREAKS

Overall: 18-22 (1-L)
Home: 9-11 (4-W) **Road:** 9-11 (2-L)

ALL-TIME SERIES

SEASON	W-L	DATE	RESULT	HOME	VISITOR
2015-16	1-1	3/9/16	L	Boston 116	Grizzlies 96
		1/10/16	W	Grizzlies 101	Boston 98
2014-15	1-1	3/11/15	L	Boston 95	Grizzlies 92
		11/21/14	W	Grizzlies 117	Boston 100
2013-14	2-0	11/27/13	W	Boston 93	Grizzlies 100
		11/4/13	W	Grizzlies 95	Boston 88
2012-13	2-0	3/23/13	W	Grizzlies 110	Boston 106
		1/2/13	W	Boston 83	Grizzlies 93
2011-12	0-1	2/5/12	L	Boston 98	Grizzlies 80
		3/23/11	W	Boston 87	Grizzlies 90
2010-11	1-1	11/13/10 (ot)	L	Grizzlies 110	Boston 116
		12/14/09	L	Grizzlies 105	Boston 110
2009-10	1-1	3/10/10	W	Boston 91	Grizzlies 111
		12/14/09	L	Grizzlies 105	Boston 110
2008-09	0-2	3/21/09	L	Grizzlies 87	Boston 105
		3/13/09	L	Boston 102	Grizzlies 92
2007-08	0-2	3/8/08	L	Grizzlies 89	Boston 119
		1/4/08	L	Boston 100	Grizzlies 96
2006-07	1-1	1/5/07	L	Grizzlies 119	Boston 128
		12/6/06	W	Boston 96	Grizzlies 98
2005-06	1-1	3/14/06	W	Grizzlies 93	Boston 76
		11/9/05	L	Boston 99	Grizzlies 98
2004-05	1-1	2/16/05	L	Boston 90	Grizzlies 88
		1/29/04	W	Grizzlies 117	Boston 109
2003-04	1-1	12/1/03	W	Boston 89	Grizzlies 96
		10/31/03	L	Grizzlies 91	Boston 93
2002-03	0-2	3/3/03	L	Grizzlies 110	Boston 111
		12/31/02	L	Boston 96	Grizzlies 89

2016-17 SCHEDULE

Tues, Dec 20, 2016 at Memphis Tues, Dec 27, 2016 at Boston

SEASON	W-L	DATE	RESULT	HOME	VISITOR
2001-02	0-2	3/15/02	L	Grizzlies 97	Boston 103
		12/23/01	L	Boston 85	Grizzlies 80
2000-01	2-0	2/13/01	W	Grizzlies 99	Boston 98
		11/26/00	W	Boston 87	Grizzlies 98
1999-00	1-1	2/24/00	L	Grizzlies 77	Boston 101
		1/10/00	W	Boston 103	Grizzlies 112
1998-99	0-1	2/17/99 (3ot)	L	Grizzlies 129	Boston 131
		1/15/98	L	Grizzlies 105	Boston 114
1997-98	0-2	2/18/98	L	Grizzlies 105	Boston 114
		1/15/98	L	Boston 97	Grizzlies 93
1996-97	2-0	2/14/97	W	Grizzlies 109	Boston 106
		2/2/97	W	Boston 92	Grizzlies 102
1995-96	1-1	1/31/96	L	Boston 131	Grizzlies 98
		12/30/95	W	Grizzlies 103	Boston 95

BIGGEST WIN/WORST LOSS

	DATE	SCORE	MARGIN
Biggest Win	3/10/10	111-91	20
Worst Loss	1/31/96	98-131	33

LAST WIN/LOSS

	DATE	SCORE
Last Home Win	1/10/16	101-98
Last Home Loss	11/13/10	110-116 (ot)
Last Road Win	11/27/13	100-93
Last Road Loss	3/9/16	96-116

2015-16 SEASON SERIES STATISTICS

MEMPHIS VS. BOSTON

PLAYER	G-GS	MIN	FG-FGA	PCT	3FG-FGA	PCT	FT-FTA	PCT	OFF	DEF	TOT	AST	PF-DQ	STL	TO	BLK	PTS	AVG	HI
Randolph	1-0	38	8-17	.471	1-1	1.000	8-8	1.000	8	5	13	2	2-0	1	2	2	25	25.0	25
Martin	1-0	23	7-10	.700	0-0	---	2-3	.667	4	2	6	1	5-0	0	1	1	16	16.0	16
Chalmers	2-2	54	4-15	.267	2-7	.286	19-21	.905	1	9	10	9	6-0	3	7	1	29	14.5	18
Allen	2-2	59	9-18	.500	1-1	1.000	8-12	.667	6	9	15	2	6-0	4	6	1	27	13.5	15
V. Carter	2-0	47	7-16	.438	5-11	.455	6-8	.750	0	8	8	3	6-0	4	3	4	25	12.5	17
Barnes	2-2	64	8-28	.286	2-14	.143	6-6	1.000	5	6	11	6	8-0	1	7	4	24	12.0	12
Ja. Green	2-1	52	8-14	.571	0-1	.000	7-8	.875	5	12	17	2	5-0	0	6	3	23	11.5	17
Gasol	1-1	36	5-17	.294	0-0	---	1-1	1.000	2	9	11	1	4-0	0	2	0	11	11.0	11
Hollins	1-1	25	3-5	.600	0-0	---	1-2	.500	2	4	6	0	0-0	0	1	0	7	7.0	7
Stephenson	1-0	21	1-8	.125	0-1	.000	0-0	---	0	2	2	3	2-0	0	2	0	2	2.0	2
Hairston	1-0	25	1-8	.125	0-4	.000	0-0	---	2	1	3	0	0-0	1	0	0	2	2.0	2
Je. Green	1-1	31	2-11	.182	0-1	.000	0-0	---	2	2	4	3	1-0	2	3	0	4	4.0	4
Williams	1-0	5	0-1	.000	0-1	.000	2-2	1.000	0	0	0	0	0-0	0	0	0	2	2.0	2
GRIZZLIES	2	480	63-168	.375	11-42	.262	60-71	.845	37	69	106	32	45-0	16	40	16	197	98.5	101

BOSTON VS. MEMPHIS

PLAYER	G-GS	MIN	FG-FGA	PCT	3FG-FGA	PCT	FT-FTA	PCT	OFF	DEF	TOT	AST	PF-DQ	STL	TO	BLK	PTS	AVG	HI
Thomas	2-2	61	18-37	.486	6-14	.429	15-17	.882	0	6	6	13	3-0	2	3	0	57	28.5	35
Bradley	2-2	74	11-26	.423	3-11	.273	4-6	.667	1	3	4	3	7-0	2	2	0	29	14.5	15
Crowder	2-2	52	9-23	.391	5-12	.417	2-2	1.000	1	3	4	3	8-0	6	3	1	25	12.5	15
Sullinger	2-1	47	10-20	.500	0-0	---	3-5	.600	1	8	9	2	8-0	4	2	0	23	11.5	12
Jerebko	1-0	23	3-4	.750	3-4	.750	2-2	1.000	1	4	5	0	4-0	1	1	1	11	11.0	11
Zeller	1-0	26	3-4	.750	0-0	---	3-3	1.000	1	6	7	1	3-0	0	1	1	9	9.0	9
Johnson	2-2	49	6-9	.667	1-1	1.000	4-8	.500	3	8	11	6	6-0	0	5	2	17	8.5	14
Turner	2-0	51	6-12	.500	1-2	.500	3-4	.750	1	5	6	11	4-0	1	6	0	16	8.0	16
Smart	2-0	52	6-18	.333	2-8	.250	0-0	---	6	5	11	6	9-0	6	4	0	14	7.0	10
Olynnyk	1-1	22	3-8	.375	0-1	.000	0-0	---	1	5	6	1	3-0	2	2	3	6	6.0	6
Lee	1-0	16	2-12	.167	0-0	---	0-0	---	2	3	5	1	0-0	2	0	0	4	4.0	4
Hunter	1-0	2	1-1	1.000	1-1	1.000	0-0	---	0	0	0	0	0-0	0	0	0	3	3.0	3
Mickey	1-0	2	0-1	.000	0-0	---	0-0	---	0	0	0	0	0-0	0	0	3	0	0.0	0
Rozier	1-0	2	0-0	---	0-0	---	0-0	---	0	2	2	1	0-0	0	0	0	0	0.0	0
Young	1-0	2	0-0	---	0-0	---	0-0	---	0	1	1	0	0-0	0	0	0	0	0.0	0
CELTICS	2	480	78-175	.446	22-54	.407	36-47	.766	18	59	77	48	55-0	26	29	11	214	107.0	116



BROOKLYN NETS



EASTERN CONFERENCE / ATLANTIC DIVISION



Home Court: Barclays Center – 17,732 (2012)

Office: 15 MetroTech Center, 11th Floor, Brooklyn, NY 11201

Phone: (718) 933-3000

Website: brooklynnets.com

Principal Owner: Mikhail Prokhorov

Chairman of the Board of Directors: Dmitry Razumov

President, ONEXIM Sports and Entertainment Holding USA, Inc.: Irina Pavlova

Chief Executive Officer: Brett Yormark

General Manager: Sean Marks

Assistant General Manager: Trajan Langdon

Head Coach: Kenny Atkinson

Assistant Coaches: Jacque Vaughn, Chris Fleming, Bret Brielmaier

Assistant Coach for Player Development: Adam Harrington

Assistant Coach/Manager of Advance Scouting: Jordan Ott

Head Athletic Trainer/Physical Therapist: Lloyd Beckett

Public Relations Staff: Aaron Harris, Eli Pearlstein, Mitch Heckart, Megan Walsh

Television: YES Network, Ian Eagle, Mike Fratello, Ryan Ruocco, Jim Spanarkel, Donny Marshall, Sarah Kustok

Radio (English): WFAN (660 AM/101.9 FM), Chris Carrino, Tim Captraw

Radio (Spanish): WADO (1280 AM), Ino Gomez, Max Perez Jimenez

Team Colors: Black, White

GRIZZLIES STREAKS

Overall: 20-19 (4-W)

Home: 11-8 (2-W) **Road:** 9-11 (2-W)

ALL-TIME SERIES

SEASON	W-L	DATE	RESULT	HOME	VISITOR
2015-16	2-0	2/10/16	W	Brooklyn 90	Grizzlies 109
		10/31/15	W	Grizzlies 101	Brooklyn 91
2014-15	2-0	2/10/15	W	Grizzlies 95	Brooklyn 86
		1/14/15	W	Brooklyn 92	Grizzlies 103
2013-14	0-2	3/5/14	L	Brooklyn 103	Grizzlies 94
		11/30/13	L	Grizzlies 88	Brooklyn 97
2012-13	2-0	2/24/13	W	Brooklyn 72	Grizzlies 74
		1/25/13	W	Grizzlies 101	Brooklyn 77
2011-12	1-0	2/15/12	W	New Jersey 100	Grizzlies 105
		1/26/11	L	New Jersey 93	Grizzlies 88
2010-11	0-2	12/21/10	L	Grizzlies 94	New Jersey 101
		3/8/10	W	Grizzlies 107	New Jersey 101
2009-10	2-0	2/21/10	W	New Jersey 94	Grizzlies 104
		1/24/09	L	Grizzlies 88	New Jersey 99
2008-09	0-2	1/7/09	L	New Jersey 100	Grizzlies 89
		3/5/08	W	Grizzlies 100	New Jersey 93
2007-08	2-0	11/27/07	W	New Jersey 103	Grizzlies 110
		3/12/07	L	Grizzlies 102	New Jersey 113
2006-07	0-2	11/11/06	L	New Jersey 105	Grizzlies 92
		3/29/06	L	New Jersey 86	Grizzlies 74
2005-06	1-1	1/13/06	W	Grizzlies 81	New Jersey 69
		3/24/05	W	New Jersey 96	Grizzlies 105
2004-05	2-0	12/17/04	W	Grizzlies 89	New Jersey 84

2016-17 SCHEDULE

Mon, Feb 13, 2017 at Brooklyn

Mon, Mar 6, 2017 at Memphis

SEASON	W-L	DATE	RESULT	HOME	VISITOR
2003-04	2-0	12/13/03	W	Grizzlies 110	New Jersey 63
		12/3/03	W	New Jersey 93	Grizzlies 96
2002-03	1-1	3/22/03	L	New Jersey 107	Grizzlies 99
		2/12/03	W	Grizzlies 97	New Jersey 90
2001-02	0-2	3/17/02	L	Grizzlies 76	New Jersey 87
		1/2/02	L	New Jersey 92	Grizzlies 74
2000-01	1-1	3/20/01	L	New Jersey 104	Grizzlies 90
		1/29/01	W	Grizzlies 97	New Jersey 86
1999-00	2-0	1/27/00	W	Grizzlies 108	New Jersey 106
		1/7/00	W	New Jersey 91	Grizzlies 101
1998-99	---	No games			
		2/24/98	L	New Jersey 110	Grizzlies 101
1997-98	0-2	1/31/98	L	Grizzlies 106	New Jersey 116
		3/6/97	L	Grizzlies 96	New Jersey 102
1996-97	0-2	2/4/97	L	New Jersey 111	Grizzlies 105
		3/19/96	L	New Jersey 82	Grizzlies 77
1995-96	0-2	2/2/96	L	Grizzlies 84	New Jersey 93

BIGGEST WIN/WORST LOSS

	DATE	SCORE	MARGIN
Biggest Win	12/13/03	110-63	47
Worst Loss	1/2/02	74-92	18

LAST WIN/LOSS

	DATE	SCORE
Last Home Win	10/31/15	101-91
Last Home Loss	11/30/13	97-88
Last Road Win	2/10/16	109-90
Last Road Loss	3/5/14	94-103

2015-16 SEASON SERIES STATISTICS

MEMPHIS VS. BROOKLYN

PLAYER	G-GS	MIN	FG-FGA	PCT	3FG-FGA	PCT	FT-FTA	PCT	OFF	DEF	TOT	AST	PF-DQ	STL	TO	BLK	PTS	AVG	HI
Conley	2-2	61	14-25	.560	7-11	.636	7-7	1.000	1	5	6	13	0-0	2	2	0	42	21.0	22
Je. Green	2-0	56	9-19	.474	4-10	.400	9-11	.818	2	6	8	7	4-0	2	0	0	31	15.5	18
Randolph	2-2	57	12-24	.500	1-1	1.000	5-6	.833	4	12	16	7	4-0	3	4	1	30	15.0	15
Lee	2-2	63	9-19	.474	1-5	.200	6-8	.750	1	0	1	5	3-0	5	2	0	25	12.5	15
V. Carter	1-0	21	4-9	.444	1-4	.250	2-2	1.000	1	2	3	2	0-0	1	2	0	11	11.0	11
Chalmers	1-0	25	5-7	.714	0-0	---	0-0	---	0	6	6	3	1-0	1	2	1	10	10.0	10
Ja. Green	2-1	32	7-11	.636	2-2	1.000	2-2	1.000	1	6	7	1	7-0	1	0	1	18	9.0	13
Udrih	1-0	15	3-8	.375	2-3	.667	0-0	---	0	2	2	3	0-0	0	0	1	8	8.0	8
Gasol	1-1	30	2-10	.200	0-1	.000	3-4	.750	1	3	4	6	4-0	0	3	0	7	7.0	7
Allen	2-2	49	6-12	.500	0-1	.000	0-0	---	3	10	13	4	5-0	4	1	0	12	6.0	6
Hollins	1-0	25	3-6	.500	0-0	---	0-0	---	3	1	4	1	4-0	0	2	0	6	6.0	6
Wright	1-0	16	3-5	.600	0-0	---	0-0	---	3	2	5	0	0-0	0	1	0	6	6.0	6
Barnes	2-0	30	2-11	.182	0-5	.000	0-0	---	1	1	2	0	5-0	2	0	0	4	2.0	4
GRIZZLIES	2	480	79-166	.476	18-43	.419	34-40	.850	21	56	77	52	37-0	21	21	4	210	105.0	109

BROOKLYN VS. MEMPHIS

PLAYER	G-GS	MIN	FG-FGA	PCT	3FG-FGA	PCT	FT-FTA	PCT	OFF	DEF	TOT	AST	PF-DQ	STL	TO	BLK	PTS	AVG	HI
Lopez	2-2	58	12-25	.480	0-0	---	8-10	.800	3	11	14	4	3-0	2	5	1	32	16.0	20
Bogdanovic	2-0	50	11-21	.524	3-7	.429	5-6	.833	2	2	4	2	3-0	1	3	0	30	15.0	19
Jack	1-1	35	7-17	.412	0-3	.000	1-1	1.000	1	2	3	9	3-0	0	2	0	15	15.0	15
Ellington	2-1	33	8-12	.667	6-9	.667	2-3	.667	0	2	2	1	0-0	0	1	0	24	12.0	18
Young	2-2	57	10-19	.526	0-0	---	1-2	.500	2	16	18	4	6-0	2	2	1	21	10.5	11
Robinson	2-0	39	7-12	.583	0-0	---	2-7	.286	7	14	21	0	2-0	1	5	3	16	8.0	8
Brown	2-1	38	4-10	.400	3-6	.500	1-2	.500	0	0	0	4	4-0	0	3	0	12	6.0	10
Johnson	2-2	55	4-10	.400	1-3	.333	2-2	1.000	0	4	4	4	2-0	0	5	0	11	5.5	11
Bargnani	1-0	15	2-2	1.000	0-0	---	1-2	.500	0	1	1	0	2-0	0	2	0	5	5.0	5
McCullough	1-0	14	2-5	.400	1-3	.333	0-0	---	0	1	1	0	3-0	0	2	0	5	5.0	5
Sloan	1-1	24	2-4	.500	0-2	.000	0-0	---	0	2	2	8	2-0	1	0	0	4	4.0	4
Larkin	2-0	37	2-10	.200	0-1	.000	2-2	1.000	0	5	5	8	2-0	0	2	0	6	3.0	4
Hollis-Jefferson	1-0	13	0-2	.000	0-0	---	0-0	---	1	2	3	1	2-0	0	0	0	0	0.0	0
Karasev	1-0	12	0-1	.000	0-1	.000	0-0	---	0	0	0	1	0-0	0	0	0	0	0.0	0
NETS	2	480	71-150	.473	14-35	.400	25-37	.676	16	62	78	46	34-0	7	34	5	181	90.5	91



CHARLOTTE HORNETS



EASTERN CONFERENCE / SOUTHEAST DIVISION



Home Court: Time Warner Cable Arena – 19,077 (2005)

Office: 333 E. Trade St., Charlotte, NC 28202

Phone: (704) 688-8600

Website: hornets.com

Chairman: Michael Jordan

Vice Chairman: Curtis Polk

General Manager: Rich Cho

Assistant General Manager: Chad Buchanan

Head Coach: Steve Clifford

Associate Head Coach: Patrick Ewing

Assistant Coaches: Stephen Silas, Pat Delany, Bob Weiss,
Steve Hetzel, Bruce Kruetzer

Head Athletic Trainer: Steve Stricker

Communications Staff: Mike Cristaldi, Josh Rosen, Brian Travis, Danny Franks

Television: Fox Sports Southeast, Eric Collins, Dell Curry, Stephanie Ready

Radio: WFNZ, Steve Martin, Matt Carroll

Team Colors: Purple, Teal, Black, Cool Gray, Light Blue

GRIZZLIES STREAKS

Overall: 16-19 (2-L)

Home: 9-8 (1-L) **Road:** 7-11 (1-L)

ALL-TIME SERIES

SEASON	W-L	DATE	RESULT	HOME	VISITOR
2015-16	0-2	12/26/15	L	Hornets 98	Grizzlies 92
		12/11/15	L	Grizzlies 99	Hornets 123
2014-15	2-0	12/12/14 (2ot)	W	Grizzlies 113	Charlotte 107
		11/1/14	W	Charlotte 69	Grizzlies 71
2013-14	1-1	3/8/14	W	Grizzlies 111	Charlotte 89
		2/22/14	L	Charlotte 92	Grizzlies 89
2012-13	2-0	4/9/13	W	Grizzlies 94	Charlotte 75
		11/17/12	W	Charlotte 87	Grizzlies 94
2011-12	1-0	4/20/12	W	Charlotte 80	Grizzlies 85
2010-11	1-1	1/10/11	L	Charlotte 96	Grizzlies 82
		12/15/10	W	Grizzlies 113	Charlotte 80
2009-10	0-2	2/26/10	L	Grizzlies 89	Charlotte 93
		1/9/10	L	Charlotte 89	Grizzlies 87
2008-09	0-2	1/21/09	L	Charlotte 101	Grizzlies 86
		12/19/08	L	Grizzlies 83	Charlotte 112
2007-08	1-1	3/17/08	W	Grizzlies 98	Charlotte 80
		1/19/08	L	Charlotte 105	Grizzlies 87
2006-07	2-0	3/10/07	W	Charlotte 107	Grizzlies 115
		11/3/06	W	Grizzlies 96	Charlotte 83
2005-06	2-0	4/12/06	W	Charlotte 88	Grizzlies 96
		3/26/06	W	Grizzlies 102	Charlotte 95
2004-05	2-0	4/10/05	W	Grizzlies 102	Charlotte 95
		1/14/05	W	Charlotte 89	Grizzlies 109
2001-02	1-1	2/17/02	W	Charlotte 78	Grizzlies 92
		2/3/02	L	Grizzlies 79	Charlotte 97
2000-01	1-1	3/14/01	L	Charlotte 100	Grizzlies 95
		1/3/01	W	Grizzlies 99	Charlotte 89

2016-17 SCHEDULE

Mon, Nov 21, 2016 at Charlotte

Mon, Nov 28, 2016 at Memphis

SEASON	W-L	DATE	RESULT	HOME	VISITOR
1999-00	0-2	12/3/99	L	Grizzlies 94	Charlotte 113
		11/24/99	L	Charlotte 89	Grizzlies 73
1998-99	---	No games			
1997-98	0-2	2/5/98	L	Charlotte 108	Grizzlies 93
		1/9/98	L	Grizzlies 90	Charlotte 98
1996-97	0-2	3/11/97	L	Charlotte 98	Grizzlies 92
		12/9/96	L	Grizzlies 91	Charlotte 107
1995-96	0-2	3/31/96	L	Grizzlies 88	Charlotte 121
		11/24/95	L	Charlotte 116	Grizzlies 104

BIGGEST WIN/WORST LOSS

	DATE	SCORE	MARGIN
Biggest Win	12/15/10	113-80	33
Worst Loss	3/31/96	88-121	33

LAST WIN/LOSS

	DATE	SCORE
Last Home Win	12/12/14	113-107 (2ot)
Last Home Loss	12/11/15	99-123
Last Road Win	11/1/14	71-69
Last Road Loss	12/26/15	92-98

2015-16 SEASON SERIES STATISTICS

MEMPHIS VS. CHARLOTTE

PLAYER	G-GS	MIN	FG-FGA	PCT	3FG-FGA	PCT	FT-FTA	PCT	OFF	DEF	TOT	AST	PF-DQ	STL	TO	BLK	PTS	AVG	HI
Conley	2-2	61	11-28	.393	6-13	.462	7-9	.778	1	6	7	11	4-0	3	3	3	35	17.5	19
Gasol	2-2	71	13-29	.448	0-0	---	9-12	.750	1	13	14	7	5-0	2	5	2	35	17.5	18
Randolph	2-1	62	13-28	.464	0-2	.000	5-10	.500	12	7	19	2	2-0	2	1	0	31	15.5	18
Barnes	2-1	53	7-23	.304	4-11	.364	0-0	---	6	8	14	2	5-0	1	4	3	18	9.0	11
Lee	2-1	53	6-14	.429	3-7	.429	2-3	.667	0	4	4	2	3-0	1	0	1	17	8.5	12
Allen	2-1	58	7-15	.467	0-1	.000	0-0	---	2	5	7	2	9-0	3	2	1	14	7.0	10
Ja. Green	2-0	31	4-10	.400	0-0	---	6-8	.750	3	8	11	0	6-0	0	2	0	14	7.0	8
Je. Green	2-2	50	5-13	.385	1-2	.500	3-6	.500	2	5	7	4	2-0	2	5	0	14	7.0	8
Chalmers	2-0	30	2-6	.333	0-3	.000	7-10	.700	0	4	4	6	8-0	3	4	0	11	5.5	6
Smith	1-0	7	1-2	.500	0-0	---	0-0	---	0	0	0	3	2-0	1	0	0	2	2.0	2
V. Carter	1-0	4	0-2	.000	0-0	---	0-0	---	0	1	1	1	2-0	0	0	0	0	0.0	0
GRIZZLIES	2	480	69-170	.406	14-39	.359	39-58	.672	27	61	88	40	48-0	18	26	10	191	95.5	99

CHARLOTTE VS. MEMPHIS

PLAYER	G-GS	MIN	FG-FGA	PCT	3FG-FGA	PCT	FT-FTA	PCT	OFF	DEF	TOT	AST	PF-DQ	STL	TO	BLK	PTS	AVG	HI
Walker	2-2	75	18-31	.581	9-14	.643	10-11	.909	2	9	11	14	3-0	2	6	0	55	27.5	33
Batum	2-2	70	14-25	.560	7-15	.467	5-5	1.000	3	12	15	10	1-0	1	4	2	40	20.0	20
Lin	2-0	55	6-17	.353	4-8	.500	13-15	.867	2	7	9	5	3-0	2	5	4	29	14.5	16
Kaminsky	2-0	53	6-14	.429	2-6	.333	11-12	.917	1	7	8	3	6-0	2	2	2	25	12.5	15
Hairston	2-2	36	6-10	.600	4-8	.500	0-0	---	1	4	5	4	8-0	2	1	0	16	8.0	14
Hawes	1-0	17	0-2	.000	0-0	---	8-8	1.000	0	2	2	1	2-0	0	3	0	8	8.0	8
M. Williams	2-2	55	5-12	.417	2-9	.222	4-4	1.000	0	10	10	0	3-0	1	3	4	16	8.0	9
Lamb	2-0	32	4-11	.364	1-6	.167	1-1	1.000	2	6	8	0	4-0	0	2	1	10	5.0	10
Zeller	2-2	49	4-11	.364	0-0	---	2-2	1.000	2	6	8	3	8-0	5	2	2	10	5.0	8
Daniels	1-0	4	1-2	.500	1-1	1.000	0-0	---	0	0	0	0	0-0	0	1	0	3	3.0	3
Harrison	1-0	4	1-1	1.000	1-1	1.000	0-0	---	0	0	0	0	0-0	0	0	0	3	3.0	3
Hansbrough	2-0	11	1-2	.500	1-1	1.000	1-2	.500	0	3	3	2	4-0	0	1	1	4	2.0	4
Jefferson	1-0	18	1-8	.125	0-0	---	0-2	.000	1	3	4	0	6-1	1	0	2	2	2.0	2
Roberts	1-0	4	0-1	.000	0-0	---	0-0	---	0	1	1	2	0-0	0	0	0	0	0.0	0
HORNETS	2	480	67-147	.456	32-69	.464	55-62	.887	14	70	84	44	48-1	16	36	18	221	110.5	123



CHICAGO BULLS



EASTERN CONFERENCE / CENTRAL DIVISION



Home Court: United Center – 20,917 (1994)

Office: 1901 W. Madison St., Chicago, IL 60612

Phone: (312) 455-4000

Website: bulls.com

Chairman: Jerry Reinsdorf

President and Chief Operating Officer: Michael Reinsdorf

Executive Vice President of Basketball Operations: John Paxson

General Manager: Gar Forman

Assistant General Manager: Brian Hagen

Associate Head Coach: Jim Boylen

Head Coach: Fred Hoiberg

Assistant Coaches: Pete Myers, Randy Brown, Mike Wilhelm, Charlie Henry

Head Athletic Trainer: Jeff Tanaka

Public and Media Relations Staff: Tim Hallam, Matt Yob, Beth Esler, Kristen Deahl

Television: WGN (Ch. 9), Comcast SportsNet Chicago (Cable). Neil Funk, Stacey King

Radio (English): WLS (890 AM), Chuck Swirsky, Bill Wennington

Radio (Spanish): WRTO (1200 AM), Omar Ramos, Matt Moreno

Team Colors: Red, Black, White

2016-17 SCHEDULE

Sun, Jan 15, 2017 at Memphis

Wed, Mar 15, 2017 at Chicago

GRIZZLIES STREAKS

Overall: 19-22 (1-W)

Home: 13-7 (1-W) **Road:** 6-15 (1-L)

ALL-TIME SERIES

SEASON	W-L	DATE	RESULT	HOME	VISITOR
2015-16	1-1	4/5/16	W	Grizzlies 108	Chicago 92
		12/16/15	L	Chicago 98	Grizzlies 85
2014-15	1-1	3/9/15	W	Chicago 91	Grizzlies 101
		12/19/14	L	Grizzlies 97	Chicago 103
2013-14	1-1	3/7/14	W	Chicago 77	Grizzlies 85
		12/30/13	L	Grizzlies 91	Chicago 95
2012-13	2-0	1/19/13 (ot)	W	Chicago 82	Grizzlies 85
		12/17/12	W	Grizzlies 80	Chicago 71
2011-12	1-1	1/16/12	W	Grizzlies 102	Chicago 86
		1/1/12	L	Chicago 104	Grizzlies 64
2010-11	0-2	3/25/11	L	Chicago 99	Grizzlies 96
		1/17/11	L	Grizzlies 84	Chicago 96
2009-10	2-0	3/16/10	W	Grizzlies 104	Chicago 97
		3/4/10	W	Chicago 96	Grizzlies 105
2008-09	1-1	12/12/08	W	Grizzlies 103	Chicago 96
		11/1/08	L	Chicago 96	Grizzlies 86
2007-08	1-1	3/4/08	L	Chicago 112	Grizzlies 97
		1/21/08	W	Grizzlies 104	Chicago 90
2006-07	1-1	3/17/07	W	Grizzlies 104	Chicago 103
		1/13/07	L	Chicago 111	Grizzlies 66
2005-06	1-1	1/7/06	L	Chicago 111	Grizzlies 82
		12/23/05	W	Grizzlies 95	Chicago 77
2004-05	0-2	3/28/05	L	Chicago 94	Grizzlies 86
		12/15/04	L	Grizzlies 88	Chicago 96
2003-04	2-0	2/21/04	W	Chicago 98	Grizzlies 105
		1/15/04	W	Grizzlies 108	Chicago 93

SEASON	W-L	DATE	RESULT	HOME	VISITOR
2002-03	1-1	3/12/03	W	Grizzlies 124	Chicago 95
		11/16/02	L	Chicago 111	Grizzlies 93
2001-02	1-1	1/26/02	L	Chicago 95	Grizzlies 92
		12/26/01	W	Grizzlies 107	Chicago 85
2000-01	1-1	2/24/01	L	Chicago 90	Grizzlies 75
		2/3/01	W	Grizzlies 91	Chicago 84
1999-00	2-0	2/22/00	W	Chicago 81	Grizzlies 85
		2/4/00	W	Grizzlies 101	Chicago 76
1998-99	0-1	4/4/99	L	Chicago 88	Grizzlies 87
		3/20/98	L	Chicago 98	Grizzlies 92
1997-98	0-2	1/27/98	L	Grizzlies 85	Chicago 103
		1/28/97	L	Grizzlies 96	Chicago 111
1996-97	0-2	11/5/96	L	Chicago 96	Grizzlies 73
		1/24/96	L	Chicago 104	Grizzlies 84
1995-96	0-2	11/30/95	L	Grizzlies 88	Chicago 94

BIGGEST WIN/WORST LOSS

	DATE	SCORE	MARGIN
Biggest Win	3/12/03	124-95	29
Worst Loss	1/13/07	66-111	45

LAST WIN/LOSS

	DATE	SCORE
Last Home Win	4/5/16	108-92
Last Home Loss	12/19/14	97-103
Last Road Win	3/9/15	101-91
Last Road Loss	12/16/15	85-98

2015-16 SEASON SERIES STATISTICS

MEMPHIS VS. CHICAGO

PLAYER	G-GS	MIN	FG-FGA	PCT	3FG-FGA	PCT	FT-FTA	PCT	OFF	DEF	TOT	AST	PF-DQ	STL	TO	BLK	PTS	AVG	HI
Randolph	2-1	65	14-28	.500	0-1	.000	9-10	.900	5	16	21	9	5-0	2	3	0	37	18.5	27
Lee	1-1	37	8-11	.727	2-2	1.000	0-0	---	0	7	7	6	2-0	2	1	0	18	18.0	18
V. Carter	1-0	25	7-15	.467	2-4	.500	1-1	1.000	2	3	5	4	1-0	2	1	1	17	17.0	17
Farmer	1-1	31	6-12	.500	1-4	.250	2-2	1.000	1	1	2	4	0-0	1	2	0	15	15.0	15
Barnes	2-2	63	6-17	.353	2-10	.200	9-10	.900	0	8	8	2	6-0	1	2	1	23	11.5	16
Je. Green	1-1	33	4-12	.333	1-3	.333	2-4	.500	0	1	1	2	1-0	1	0	1	11	11.0	11
Ja. Green	2-0	38	6-16	.375	0-2	.000	7-10	.700	4	3	7	1	4-0	4	0	0	19	9.5	11
Chalmers	1-0	27	2-5	.400	0-1	.000	4-8	.500	0	3	3	4	3-0	0	2	1	8	8.0	8
Conley	1-1	34	3-14	.214	1-8	.125	1-2	.500	1	6	7	2	2-0	1	1	1	8	8.0	8
Gasol	1-1	34	4-10	.400	0-0	---	0-0	---	2	5	7	7	4-0	0	3	0	8	8.0	8
Mumford	1-0	18	3-7	.429	2-2	1.000	0-0	---	0	3	3	0	1-0	0	2	0	8	8.0	8
Martin	1-0	14	3-3	1.000	0-0	---	1-1	1.000	0	0	0	1	2-0	0	0	0	7	7.0	7
Allen	1-1	30	3-10	.300	0-0	---	0-2	.000	1	8	9	1	2-0	4	2	0	6	6.0	6
Hairston	3-3	54	5-12	.417	4-10	.400	2-2	1.000	0	6	6	0	6-0	1	1	0	16	5.3	10
Andersen	1-1	22	1-1	1.000	0-0	---	2-2	1.000	0	1	1	1	2-0	1	0	0	4	4.0	4
Ennis	1-0	9	1-2	.500	1-1	1.000	1-2	.500	1	1	2	1	0-0	0	1	1	4	4.0	4
Stephenson	2-0	27	3-7	.429	1-3	.333	0-0	---	1	8	9	5	4-0	2	2	0	7	3.5	5
Cotton	1-0	0	0-0	---	0-0	---	0-0	---	0	0	0	0	0-0	0	0	0	0	0.0	0
Hollins	1-0	0	0-0	---	0-0	---	0-0	---	0	0	0	0	0-0	0	0	0	0	0.0	0
GRIZZLIES	2	480	71-163	.436	12-38	.316	39-54	.722	17	66	83	45	35-0	19	28	6	193	96.5	108

CHICAGO VS. MEMPHIS

PLAYER	G-GS	MIN	FG-FGA	PCT	3FG-FGA	PCT	FT-FTA	PCT	OFF	DEF	TOT	AST	PF-DQ	STL	TO	BLK	PTS	AVG	HI
Rose	2-2	68	14-34	.412	0-6	.000	3-5	.600	2	5	7	13	2-0	2	8	0	31	15.5	19
Butler	2-2	74	12-30	.400	1-8	.125	4-5	.800	3	5	8	6	1-0	2	3	1	29	14.5	24
Gasol	2-2	69	10-19	.526	0-1	.000	7-10	.700	2	22	24	4	3-0	1	5	6	27	13.5	17
McDermott	2-0	47	9-17	.529	5-10	.500	1-1	1.000	0	2	2	1	6-0	1	3	1	24	12.0	17
Portis	1-1	19	5-11	.455	0-1	.000	2-2	1.000	6	1	7	1	2-0	0	0	2	12	12.0	12
Mirotic	2-0	44	7-11	.636	7-11	.636	2-2	1.000	2	8	10	5	5-0	3	2	1	23	11.5	20
Holiday	1-0	17	3-7	.429	2-3	.667	1-1	1.000	0	1	1	1	0-0	0	2	1	9	9.0	9
Gibson	1-1	19	3-6	.500	0-0	---	2-2	1.000	3	3	6	1	1-0	1	1	0	8	8.0	8
Brooks	2-0	29	3-12	.250	3-8	.375	1-2	.500	2	1	3	5	4-0	0	5	1	10	5.0	7
Dunleavy	1-1	19	2-5	.400	1-3	.333	0-0	---	0	1	1	0	4-0	1	0	2	5	5.0	5
Hinrich	1-0	11	2-3	.667	1-1	1.000	0-0	---	0	1	1	2	2-0	0	1	0	5	5.0	5
Noah	1-0	29	1-4	.250	0-0	---	1-4	.250	2	4	6	5	4-0	0	2	1	3	3.0	3
Felicio	1-0	14	0-0	---	0-0	---	2-4	.500	0	5	5	0	3-0	0	1	1	2	2.0	2
Snell	1-1	22	1-4	.250	0-1	.000	0-0	---	0	6	6	0	0-0	0	1	0	2	2.0	2
BULLS	2	480	72-163	.442	20-53	.377	26-38	.684	22	65	87	44	37-0	11	35	17	190	95.0	98



CLEVELAND CAVALIERS



EASTERN CONFERENCE / CENTRAL DIVISION



Home Court: Quicken Loans Arena – 20,562 (1994)

Office: One Center Court, Cleveland, OH 44115

Phone: (216) 420-2000

Website: cavs.com

Majority Owner/Chairman: Dan Gilbert

Vice Chairmen: Jeff Cohen, Nate Forbes

General Manager: David Griffin

Senior Vice President, Basketball Operations/Assistant General Manager:
Trent Redden

Head Coach: Tyronn Lue

Associate Head Coach: Larry Drew

Assistant Coaches: Jim Boylan, Mike Longabardi, James Posey, Damon Jones

Head Athletic Trainer: Stephen Spiro

Communications Staff: Kerry Buboltz, Tad Carper, B.J. Evans, Jeff Schaefer,
Cherome Owens, Alyssa Dombrowski, Phyllis Salem

Television: Fox Sports Ohio. Fred McLeod, Austin Carr, Allie Clifford

Radio (English): WTAM (1100 AM). John Michael, Jim Chones, Mike Snyder

Radio (Spanish): LA MEGA (87.7 FM). Rafael Hernandez Brito

Team Colors: Wine, Gold

GRIZZLIES STREAKS

Overall: 14-25 (1-W)

Home: 10-10 (2-L) **Road:** 4-15 (1-W)

ALL-TIME SERIES

SEASON	W-L	DATE	RESULT	HOME	VISITOR
2015-16	1-1	3/7/16	W	Cleveland 103	Grizzlies 106
		10/28/15	L	Grizzlies 76	Cleveland 106
2014-15	0-2	3/25/15	L	Grizzlies 89	Cleveland 111
		12/21/14	L	Cleveland 105	Grizzlies 91
2013-14	1-1	3/1/14	W	Grizzlies 110	Cleveland 96
		2/9/14 (ot)	L	Cleveland 91	Grizzlies 83
2012-13	2-0	3/8/13	W	Cleveland 92	Grizzlies 103
		11/26/12	W	Grizzlies 84	Cleveland 78
2011-12	1-0	4/23/12	W	Grizzlies 109	Cleveland 101
2010-11	1-1	2/4/11	W	Grizzlies 112	Cleveland 105
		11/27/10	L	Cleveland 92	Grizzlies 86
2009-10	1-1	2/2/10	L	Cleveland 105	Grizzlies 89
		12/8/09 (ot)	W	Grizzlies 111	Cleveland 109
2008-09	0-2	2/24/09	L	Cleveland 94	Grizzlies 79
		1/13/09	L	Grizzlies 87	Cleveland 102
2007-08	0-2	2/24/08	L	Cleveland 109	Grizzlies 89
		1/15/08 (ot)	L	Grizzlies 124	Cleveland 132
2006-07	0-2	3/14/07	L	Grizzlies 96	Cleveland 118
		11/21/06	L	Cleveland 97	Grizzlies 94
2005-06	1-1	11/11/05	L	Cleveland 89	Grizzlies 70
		11/5/05	W	Grizzlies 113	Cleveland 106
2004-05	0-2	1/26/05	L	Cleveland 114	Grizzlies 111
		12/13/04	L	Grizzlies 86	Cleveland 92
2003-04	2-0	4/7/04	W	Grizzlies 92	Cleveland 74
		11/29/03 (2ot)	W	Cleveland 115	Grizzlies 122

2016-17 SCHEDULE

Tue, Dec 13, 2016 at Cleveland

Wed, Dec 14, 2016 at Memphis

SEASON	W-L	DATE	RESULT	HOME	VISITOR
2002-03	2-0	3/19/03	W	Grizzlies 128	Cleveland 101
		3/8/03	W	Cleveland 89	Grizzlies 115
2001-02	1-1	11/21/01	L	Cleveland 101	Grizzlies 94
		11/17/01	W	Grizzlies 98	Cleveland 93
2000-01	1-1	3/22/01	L	Cleveland 109	Grizzlies 95
		1/13/01	W	Grizzlies 119	Cleveland 107
1999-00	0-2	2/21/00	L	Cleveland 109	Grizzlies 108
		1/14/00	L	Grizzlies 80	Cleveland 82
1998-99	---	No games			
1997-98	0-2	2/25/98	L	Cleveland 106	Grizzlies 101
		12/5/97	L	Grizzlies 98	Cleveland 107
1996-97	0-2	2/23/97	L	Grizzlies 84	Cleveland 91
		11/8/96	L	Cleveland 88	Grizzlies 72
1995-96	0-2	3/24/96	L	Cleveland 90	Grizzlies 85
		1/18/96	L	Grizzlies 90	Cleveland 98

BIGGEST WIN/WORST LOSS

	DATE	SCORE	MARGIN
Biggest Win	3/19/03	128-101	27
Worst Loss	10/28/15	76-106	30

LAST WIN/LOSS

	DATE	SCORE
Last Home Win	3/1/14	110-96
Last Home Loss	10/28/15	76-106
Last Road Win	3/7/16	106-103
Last Road Loss	12/21/14	91-105

2015-16 SEASON SERIES STATISTICS

MEMPHIS VS. CLEVELAND

PLAYER	G-GS	MIN	FG-FGA	PCT	3FG-FGA	PCT	FT-FTA	PCT	OFF	DEF	TOT	AST	PF-DQ	STL	TO	BLK	PTS	AVG	HI
Allen	2-1	56	14-23	.609	1-1	1.000	3-3	1.000	4	5	9	6	5-0	7	4	2	32	16.0	26
V. Carter	1-0	26	4-9	.444	2-4	.500	5-6	.833	1	3	4	1	3-0	2	3	2	15	15.0	15
Chalmers	1-1	41	7-17	.412	1-6	.167	2-3	.667	0	4	4	7	4-0	4	3	0	17	17.0	17
Gasol	1-1	30	6-12	.500	0-0	---	0-0	---	0	5	5	0	3-0	0	1	0	12	12.0	12
Randolph	1-1	31	5-11	.455	0-1	.000	2-4	.500	3	5	8	0	1-0	1	2	0	12	12.0	12
Ja. Green	2-1	51	8-18	.444	0-3	.000	4-6	.667	8	9	17	6	3-0	4	1	2	20	10.0	16
Stephenson	1-0	28	8-15	.533	1-1	1.000	0-1	.000	0	7	7	3	2-0	1	3	1	17	17.0	17
Conley	1-1	29	2-8	.250	0-2	.000	4-4	1.000	0	4	4	6	1-0	0	1	0	8	8.0	8
Ja. Green	1-1	20	3-9	.333	1-3	.333	1-2	.500	0	1	1	2	5-0	0	0	0	8	8.0	8
Wright	1-0	17	2-5	.400	0-0	---	4-4	1.000	1	1	2	0	1-0	0	2	1	8	8.0	8
Lee	1-1	31	2-9	.222	1-4	.250	2-2	1.000	0	2	2	2	0-0	2	0	1	7	7.0	7
Udrih	1-0	15	2-5	.400	0-1	.000	1-1	1.000	0	0	0	2	1-0	0	4	0	5	5.0	5
Hairston	1-1	35	2-9	.222	1-6	.167	4-5	.800	1	2	3	0	3-0	0	1	1	9	9.0	9
Hollins	1-1	22	2-2	1.000	0-0	---	0-0	---	0	2	2	0	5-0	0	1	1	4	4.0	4
Adams	1-0	7	1-4	.250	0-1	.000	1-2	.500	0	0	0	0	0-0	2	1	0	3	3.0	3
Smith	1-0	6	1-4	.250	0-0	---	1-1	1.000	0	2	2	0	1-0	1	1	0	3	3.0	3
Martin	1-0	19	1-4	.250	0-0	---	0-0	---	2	1	3	2	4-0	0	2	0	2	2.0	2
Barnes	1-0	18	0-4	.000	0-3	.000	0-0	---	0	2	2	1	2-0	0	2	0	0	0.0	0
Ennis	1-0	1	0-0	---	0-0	---	0-0	---	0	0	0	1	0-0	0	0	0	0	0.0	0
GRIZZLIES	2	480	70-168	.417	8-36	.222	34-44	.773	20	55	75	38	44-0	24	33	11	182	91.0	106

CLEVELAND VS. MEMPHIS

PLAYER	G-GS	MIN	FG-FGA	PCT	3FG-FGA	PCT	FT-FTA	PCT	OFF	DEF	TOT	AST	PF-DQ	STL	TO	BLK	PTS	AVG	HI
Irving	1-1	37	9-16	.563	3-7	.429	6-7	.857	0	2	2	5	4-0	4	7	1	27	27.0	27
James	2-2	68	15-32	.469	2-7	.286	8-13	.615	3	13	16	10	3-0	4	7	0	40	20.0	28
Love	2-2	62	9-23	.391	2-10	.200	11-11	1.000	6	18	24	6	2-0	0	7	1	31	15.5	17
Cunningham	1-0	15	4-5	.800	1-1	1.000	3-4	.750	0	1	1	1	2-0	0	1	1	12	12.0	12
Shumpert	1-0	22	3-5	.600	1-2	.500	2-2	1.000	0	4	4	1	1-0	2	0	0	9	9.0	9
Williams	1-1	23	3-8	.375	3-6	.500	0-0	---	0	2	2	5	1-0	0	2	0	9	9.0	9
Jefferson	2-0	25	6-9	.667	3-4	.750	1-1	1.000	1	4	5	2	5-0	1	2	0	16	8.0	14
Thompson	2-0	47	7-8	.875	0-0	---	2-5	.400	3	11	14	1	7-0	0	4	3	16	8.0	11
Smith	2-2	68	6-21	.286	2-10	.200	1-2	.500	3	9	12	8	5-0	1	2	1	15	7.5	9
Dellavedova	2-0	44	6-15	.400	2-7	.286	0-0	---	0	3	3	6	6-0	2	4	0	14	7.0	12
Mozgov	2-2	36	5-11	.455	0-1	.000	1-1	1.000	5	5	10	1	4-0	1	4	0	11	5.5	9
Frye	1-0	5	1-2	.500	0-1	.000	0-0	---	1	1	2	2	1-0	0	1	1	2	2.0	2
Varejao	1-0	11	2-6	.333	0-0	---	0-0	---	2	3	5	2	2-0	0	1	0	4	4.0	4
Jones	1-0	5	1-2	.500	1-1	1.000	0-0	---	0	0	0	0	1-0	0	1	0	3	3.0	3
Harris	1-0	5	0-1	.000	0-1	.000	0-0	---	0	2	2	1	0-0	0	0	0	0	0.0	0
Kaun	1-0	6	0-0	---	0-0	---	0-0	---	1	0	1	1	3-0	1	1	1	0	0.0	0
CAVALIERS	2	480	77-164	.470	20-58	.345	35-46	.761	25	78	103	52	47-0	16	44	9	209	104.5	106



DALLAS MAVERICKS



WESTERN CONFERENCE / SOUTHWEST DIVISION



Home Court: American Airlines Center – 19,200 (2001)

Office: 2500 Victory Avenue, Dallas, TX 75219

Phone: (214) 665-4660

Website: mavs.com

Owner: Mark Cuban

President of Basketball Operations/General Manager: Donn Nelson

Head Coach: Rick Carlisle

Assistant Coaches: Kaleb Canales, Melvin Hunt, Jamahl Mosley, Darrell Armstrong, Larry Shyatt

Head Athletic Trainer: Casey Smith

Communications Staff: Sarah Melton, Scott Tomlin, Alan Rakowski

Television: Fox Sports Southwest. Mark Followill, Derek Harper, Jeff Wade

Radio (English): ESPN Radio (103.3 FM). Chuck Cooperstein, Brad Davis

Radio (Spanish): ESPN Deportes (1540 AM). Victor Villalba

Team Colors: Blue, Black, Silver

GRIZZLIES STREAKS

Overall: 23-59 (3-L)

Home: 14-27 (1-L) **Road:** 9-32 (2-L)

2016-17 SCHEDULE

Fri, Nov 18, 2016 at Dallas

Fri, Mar 31, 2017 at Memphis

Fri, Mar 3, 2017 at Dallas

Wed, Apr 12, 2017 at Memphis

ALL-TIME SERIES

SEASON	W-L	DATE	RESULT	HOME	VISITOR
2015-16	1-3	4/8/16	L	Dallas 103	Grizzlies 93
		2/6/16 (ot)	L	Grizzlies 110	Dallas 114
		12/18/15	L	Dallas 97	Grizzlies 88
		11/24/15	W	Grizzlies 110	Dallas 96
2014-15	3-1	3/20/15	W	Dallas 101	Grizzlies 112
		1/27/15	W	Dallas 90	Grizzlies 109
		1/19/15	L	Grizzlies 95	Dallas 103
		12/9/14	W	Grizzlies 114	Dallas 105
2013-14	1-3	4/16/14 (ot)	W	Grizzlies 106	Dallas 105
		2/5/14	L	Grizzlies 96	Dallas 110
		12/18/13	L	Dallas 105	Grizzlies 91
		11/2/13	L	Dallas 111	Grizzlies 99
2012-13	3-1	4/15/13	W	Dallas 97	Grizzlies 103
		2/27/13	W	Grizzlies 90	Dallas 84
		1/12/13	L	Dallas 104	Grizzlies 83
		12/21/12	W	Grizzlies 92	Dallas 82
2011-12	2-1	4/7/12	W	Grizzlies 94	Dallas 89
		4/4/12	L	Dallas 95	Grizzlies 85
		2/29/12	W	Grizzlies 96	Dallas 85
2010-11	3-1	3/6/11	W	Dallas 103	Grizzlies 104
		1/15/11	W	Grizzlies 89	Dallas 70
		11/10/10	L	Grizzlies 91	Dallas 106
		10/29/10	W	Dallas 90	Grizzlies 91
2009-10	1-3	4/7/10	L	Dallas 110	Grizzlies 84
		3/31/10 (ot)	L	Grizzlies 102	Dallas 106
		12/26/09	L	Dallas 106	Grizzlies 101
		12/4/09	W	Grizzlies 98	Dallas 82
2008-09	2-2	4/3/09	W	Grizzlies 107	Dallas 102
		1/4/09	W	Grizzlies 102	Dallas 82
		12/23/08	L	Dallas 100	Grizzlies 82
		11/21/08	L	Dallas 91	Grizzlies 76
2007-08	0-4	2/22/08	L	Grizzlies 83	Dallas 98
		2/8/08	L	Dallas 92	Grizzlies 81
		1/28/08	L	Grizzlies 84	Dallas 103
		11/17/07	L	Dallas 108	Grizzlies 105

SEASON	W-L	DATE	RESULT	HOME	VISITOR
2006-07	0-4	2/7/07	L	Dallas 113	Grizzlies 97
		1/31/07	L	Grizzlies 94	Dallas 95
		11/18/06	L	Dallas 89	Grizzlies 84
		11/17/06	L	Grizzlies 103	Dallas 115
2005-06	1-3	2/23/06	L	Dallas 97	Grizzlies 87
		2/1/06	L	Grizzlies 80	Dallas 81
		12/9/05	L	Grizzlies 83	Dallas 90
		11/26/05	W	Dallas 92	Grizzlies 112
2004-05	0-4	4/20/05	L	Grizzlies 88	Dallas 108
		4/11/05	L	Dallas 110	Grizzlies 89
		11/27/04	L	Grizzlies 85	Dallas 98
		11/6/04	L	Dallas 112	Grizzlies 88
2003-04	2-2	4/13/04	L	Dallas 110	Grizzlies 103
		2/17/04	W	Grizzlies 109	Dallas 92
		12/27/03	L	Dallas 104	Grizzlies 98
		11/15/03 (ot)	W	Grizzlies 108	Dallas 101
2002-03	0-4	3/1/03	L	Dallas 114	Grizzlies 87
		2/14/03	L	Grizzlies 103	Dallas 110
		12/14/02	L	Dallas 104	Grizzlies 87
		10/30/02	L	Grizzlies 108	Dallas 119
2001-02	0-4	3/23/02	L	Dallas 111	Grizzlies 100
		2/26/02	L	Dallas 104	Grizzlies 91
		1/17/02	L	Grizzlies 97	Dallas 108
		11/4/01	L	Grizzlies 85	Dallas 94
2000-01	1-3	2/27/01	L	Grizzlies 112	Dallas 116
		1/25/01	L	Dallas 120	Grizzlies 83
		11/18/00	L	Grizzlies 88	Dallas 91
		11/8/00	W	Dallas 74	Grizzlies 101
1999-00	1-3	4/16/00	L	Dallas 114	Grizzlies 106
		4/2/00	L	Grizzlies 86	Dallas 100
		2/6/00 (ot)	L	Grizzlies 99	Dallas 103
		12/7/99	W	Dallas 95	Grizzlies 104
1998-99	1-2	4/27/99	L	Dallas 84	Grizzlies 75
		3/13/99	L	Dallas 91	Grizzlies 74
		2/14/99	W	Grizzlies 96	Dallas 92

ALL-TIME SERIES (CONTINUED)

SEASON	W-L	DATE	RESULT	HOME	VISITOR
1997-98	0-4	3/31/98	L	Grizzlies 101	Dallas 104
		2/2/98	L	Dallas 104	Grizzlies 90
		11/4/97	L	Dallas 92	Grizzlies 87
		10/31/97	L	Grizzlies 88	Dallas 90
1996-97	1-3	4/12/97	W	Dallas 85	Grizzlies 96
		2/17/97	L	Grizzlies 95	Dallas 100
		12/19/96	L	Grizzlies 98	Dallas 105
		12/7/96	L	Dallas 96	Grizzlies 85

SEASON	W-L	DATE	RESULT	HOME	VISITOR
1995-96	0-4	3/1/96	L	Grizzlies 111	Dallas 119
		12/28/95 (2ot)	L	Dallas 103	Grizzlies 101
		11/13/95	L	Grizzlies 89	Dallas 94
		11/7/95	L	Dallas 99	Grizzlies 88

BIGGEST WIN/WORST LOSS

	DATE	SCORE	MARGIN
Biggest Win	11/8/00	101-74	27
Worst Loss	1/25/01	83-120	37

LAST WIN/LOSS

	DATE	SCORE
Last Home Win	11/24/15	110-96
Last Home Loss	2/6/16	110-114 (2ot)
Last Road Win	3/20/15	112-101
Last Road Loss	4/8/16	93-103

2015-16 SEASON SERIES STATISTICS

MEMPHIS VS. DALLAS

PLAYER	G-GS	MIN	FG-FGA	PCT	3FG-FGA	PCT	FT-FTA	PCT	OFF	DEF	TOT	AST	PF-DQ	STL	TO	BLK	PTS	AVG	HI
Conley	3-3	99	20-41	.488	4-11	.364	13-15	.867	3	8	11	15	8-0	2	4	0	57	19.0	21
Gasol	3-3	107	19-41	.463	0-0	---	15-17	.882	1	23	24	7	9-0	3	5	3	53	17.7	22
Randolph	3-2	94	18-51	.353	0-2	.000	4-7	.571	11	17	28	5	13-0	1	7	0	40	13.3	20
Barnes	4-3	144	18-44	.409	12-30	.400	5-6	.833	1	29	30	14	13-0	8	7	4	53	13.3	17
Chalmers	3-0	65	13-23	.565	2-6	.333	10-16	.625	0	3	3	8	6-0	6	4	0	38	12.7	14
Allen	3-3	85	10-19	.526	1-2	.500	15-17	.882	6	9	15	2	6-0	6	4	1	36	12.0	25
Farmar	1-1	26	4-9	.444	3-4	.750	0-0	---	0	2	2	2	3-0	0	4	0	11	11.0	11
Je. Green	3-2	104	12-35	.343	1-6	.167	5-6	.833	2	17	19	9	7-0	0	1	3	30	10.0	19
Ja. Green	3-0	43	12-21	.571	1-2	.500	3-4	.750	7	9	16	1	10-0	2	4	0	28	9.3	13
Stephenson	1-0	25	5-10	.500	0-1	.000	0-0	---	1	5	6	5	4-0	0	2	0	10	10.0	10
Lee	3-2	75	6-19	.316	3-7	.429	3-4	.750	0	3	3	6	5-0	2	2	1	18	6.0	10
McCallum	1-0	9	2-4	.500	1-1	1.000	0-0	---	1	1	2	2	1-0	0	0	0	5	5.0	5
V. Carter	3-0	42	3-10	.300	1-6	.167	2-4	.500	0	5	5	0	4-0	0	0	0	9	3.0	6
Hairston	1-0	6	1-3	.333	0-2	.000	0-0	---	0	0	0	0	1-0	1	0	0	2	2.0	2
Ennis	2-0	10	1-2	.500	1-1	1.000	1-2	.500	0	0	0	0	1-0	2	1	0	4	2.0	4
Hollins	1-0	9	1-1	1.000	0-0	---	2-2	1.000	0	2	2	0	2-0	0	0	0	4	4.0	4
Martin	2-0	14	2-5	.400	0-0	---	0-2	.000	2	1	3	0	3-0	0	1	0	4	2.0	4
Andersen	1-1	21	1-3	.333	0-1	.000	1-2	.500	3	4	7	1	2-0	1	0	0	3	3.0	3
Munford	1-0	15	0-2	.000	0-2	.000	1-2	.500	0	0	0	1	3-0	1	1	0	1	1.0	1
Cotton	1-0	0	0-0	---	0-0	---	0-0	---	0	0	0	0	0-0	0	0	0	0	0.0	0
Smith	2-0	3	0-2	.000	0-0	---	0-0	---	0	0	0	1	0-0	0	0	0	0	0.0	0
Stephenson	1-0	2	0-0	---	0-0	---	0-2	.000	0	0	0	0	1-0	0	0	1	0	0.0	0
GRIZZLIES	4	985	146-341	.428	29-83	.349	80-106	.755	37	137	174	77	100-0	35	47	12	401	100.3	110

DALLAS VS. MEMPHIS

PLAYER	G-GS	MIN	FG-FGA	PCT	3FG-FGA	PCT	FT-FTA	PCT	OFF	DEF	TOT	AST	PF-DQ	STL	TO	BLK	PTS	AVG	HI
Nowitzki	4-4	128	24-57	.421	7-20	.350	18-20	.900	4	21	25	5	11-0	2	5	3	73	18.3	21
Harris	1-0	26	4-7	.571	3-5	.600	5-7	.714	0	4	4	0	3-0	1	6	0	16	16.0	16
Parsons	3-2	98	18-34	.529	7-18	.389	5-7	.714	1	19	20	12	2-0	2	4	1	48	16.0	26
Williams	3-3	102	14-36	.389	4-16	.250	14-18	.778	2	8	10	17	11-0	2	10	1	46	15.3	22
Felton	4-1	120	16-42	.381	10-21	.476	9-12	.750	1	19	20	23	10-0	5	8	0	51	12.8	16
Anderson	3-1	55	7-14	.500	4-9	.444	10-12	.833	2	13	15	0	1-0	1	3	3	28	9.3	19
Barea	4-1	75	11-27	.407	2-13	.154	8-9	.889	0	6	6	13	13-0	0	7	0	32	8.0	16
Matthews	4-4	136	8-24	.333	8-19	.421	8-10	.800	0	7	7	10	8-0	2	2	0	32	8.0	11
Pachulia	4-4	109	7-23	.304	0-1	.000	14-17	.824	11	27	38	6	12-0	6	6	1	28	7.0	13
Lee	1-0	16	4-4	1.000	0-0	---	0-1	.000	2	3	5	0	2-0	0	1	0	8	8.0	8
McGee	2-0	25	5-7	.714	0-0	---	0-0	---	1	5	6	1	0-0	0	2	3	10	5.0	10
Mejri	2-0	18	3-3	1.000	0-0	---	3-4	.750	0	5	5	0	1-0	0	1	1	9	4.5	9
Villanueva	4-0	23	6-13	.462	2-8	.250	0-0	---	0	1	1	2	0-0	0	1	0	14	3.5	10
Powell	4-0	45	4-11	.364	0-1	.000	4-4	1.000	6	8	14	3	5-0	2	3	3	12	3.0	10
Evans	2-0	6	1-1	1.000	1-1	1.000	0-0	---	0	2	2	0	1-0	0	0	1	3	1.5	3
Jenkins	2-0	3	0-0	---	0-0	---	0-0	---	0	0	0	1	0-0	1	0	0	0	0.0	0
MAVERICKS	4	985	132-303	.436	48-132	.364	98-121	.810	30	148	178	93	80-0	24	63	17	410	102.5	114



DENVER NUGGETS



WESTERN CONFERENCE / NORTHWEST DIVISION



Home Court: Pepsi Center - 19,155 (1999)
Office: 1000 Chopper Circle, Denver, CO 80204
Phone: (303) 405-1100
Website: nuggets.com

Owner: E. Stanley Kroenke
President and Governor: Josh Kroenke
General Manager & Executive Vice President of Basketball Operations: Tim Connelly
Assistant General Manager & Vice President of Basketball Operations: Arturas Karnisovas
Head Coach: Michael Malone
Assistant Coaches: Wes Unseld Jr., Micah Nori, Jordi Fernandez, Ryan Bowen, Chris Finch
Head Athletic Trainer: Dan Shimensky
Director of Performance/Assistant Coach/Strength and Conditioning: Steve Hess
Media Relations Staff: Tim Gelt, Nick O'Hayre, Cody Wise, Steven Blevins

Television: Altitude Sports & Entertainment. Chris Marlowe, Scott Hastings, Ally Sturm
Radio: Altitude Radio Network. Jason Kosmicki
Team Colors: Blue, Yellow

GRIZZLIES STREAKS

Overall: 30-49 (1-L)
Home: 23-17 (1-L) **Road:** 7-32 (2-W)

ALL-TIME SERIES

SEASON	W-L	DATE	RESULT	HOME	VISITOR
2015-16	3-1	3/30/16	L	Grizzlies 105	Denver 109
		2/29/16	W	Denver 96	Grizzlies 103
		1/21/16	W	Denver 101	Grizzlies 102
		1/8/16	W	Grizzlies 91	Denver 84
2014-15	2-1	3/16/15	W	Grizzlies 92	Denver 81
		1/29/15	W	Grizzlies 99	Denver 69
		1/3/15	L	Denver 114	Grizzlies 85
2013-14	3-1	4/4/14	W	Grizzlies 100	Denver 92
		3/31/14	W	Denver 92	Grizzlies 94
		1/3/14	L	Denver 111	Grizzlies 108
		12/28/13	W	Grizzlies 120	Denver 99
2012-13	1-3	3/15/13	L	Denver 87	Grizzlies 80
		12/29/12	W	Grizzlies 81	Denver 72
		12/14/12	L	Denver 99	Grizzlies 94
		11/19/12	L	Grizzlies 92	Denver 97
2011-12	3-0	3/11/12	W	Denver 91	Grizzlies 94
		2/17/12	W	Grizzlies 103	Denver 102
		1/31/12 (ot)	W	Grizzlies 100	Denver 97
2010-11	1-2	2/22/11	L	Denver 120	Grizzlies 107
		2/13/11	W	Grizzlies 116	Denver 108
		12/5/10	L	Denver 108	Grizzlies 107
2009-10	1-3	4/12/10	L	Denver 123	Grizzlies 101
		3/13/10	L	Grizzlies 108	Denver 125
		12/20/09	W	Grizzlies 102	Denver 96
		11/1/09	L	Denver 133	Grizzlies 123
2008-09	0-3	3/18/09	L	Grizzlies 109	Denver 111
		1/27/09	L	Grizzlies 85	Denver 100
		11/9/08	L	Denver 100	Grizzlies 90
2007-08	0-4	4/16/08	L	Denver 120	Grizzlies 111
		3/24/08	L	Grizzlies 106	Denver 120
		3/12/08	L	Denver 108	Grizzlies 86
		1/30/08	L	Grizzlies 102	Denver 106

SEASON	W-L	DATE	RESULT	HOME	VISITOR
2006-07	2-2	4/14/07	W	Grizzlies 133	Denver 118
		2/26/07	L	Grizzlies 107	Denver 111
		1/22/07	L	Denver 115	Grizzlies 98
		11/28/06	W	Denver 96	Grizzlies 108
2005-06	1-2	3/17/06	W	Grizzlies 116	Denver 102
		3/6/06	L	Denver 115	Grizzlies 101
		11/20/05	L	Denver 99	Grizzlies 83
2004-05	0-4	4/15/05	L	Denver 111	Grizzlies 102
		4/5/05	L	Grizzlies 91	Denver 94
		2/25/05 (ot)	L	Grizzlies 94	Denver 97
		1/21/05	L	Denver 92	Grizzlies 82
2003-04	2-2	2/23/04	W	Grizzlies 109	Denver 106
		2/9/04	L	Denver 86	Grizzlies 83
		1/25/04	W	Grizzlies 106	Denver 88
		12/22/03	L	Denver 106	Grizzlies 99
2002-03	2-2	3/5/03	W	Grizzlies 96	Denver 86
		2/2/03	L	Denver 93	Grizzlies 78
		12/11/02	W	Grizzlies 96	Denver 93
		11/9/02	L	Denver 84	Grizzlies 73
2001-02	1-3	4/9/02	W	Grizzlies 97	Denver 86
		3/1/02	L	Denver 96	Grizzlies 83
		2/14/02	L	Grizzlies 85	Denver 100
		12/13/01	L	Denver 89	Grizzlies 86
2000-01	0-4	4/7/01	L	Denver 98	Grizzlies 97
		1/17/01	L	Denver 121	Grizzlies 97
		1/9/01	L	Grizzlies 105	Denver 112
		11/20/00	L	Grizzlies 92	Denver 95
1999-00	2-2	1/24/00	L	Denver 110	Grizzlies 98
		12/26/99	L	Denver 109	Grizzlies 86
		12/23/99	W	Grizzlies 93	Denver 91
		11/6/99	W	Grizzlies 109	Denver 94

ALL-TIME SERIES (CONTINUED)

SEASON	W-L	DATE	RESULT	HOME	VISITOR
1998-99	1-3	4/7/99	L	Grizzlies 84	Denver 87
		3/30/99	W	Grizzlies 101	Denver 87
		3/15/99	L	Denver 110	Grizzlies 84
		2/28/99	L	Denver 116	Grizzlies 112
1997-98	3-1	3/12/98	L	Denver 98	Grizzlies 93
		1/20/98	W	Grizzlies 88	Denver 77
		11/21/97	W	Grizzlies 99	Denver 96
		11/18/97	W	Denver 87	Grizzlies 100

SEASON	W-L	DATE	RESULT	HOME	VISITOR
1996-97	1-3	3/21/97	W	Grizzlies 108	Denver 101
		1/25/97	L	Grizzlies 82	Denver 83
		1/22/97	L	Denver 94	Grizzlies 84
		12/20/96	L	Denver 108	Grizzlies 93
1995-96	1-3	4/19/96	W	Denver 78	Grizzlies 92
		3/28/96	L	Grizzlies 88	Denver 92
		3/2/96	L	Denver 108	Grizzlies 82
		1/10/96	L	Grizzlies 85	Denver 91

BIGGEST WIN/WORST LOSS

	DATE	SCORE	MARGIN
Biggest Win	1/29/15	96-69	30
Worst Loss	1/3/15	85-114	29

LAST WIN/LOSS

	DATE	SCORE
Last Home Win	1/8/16	91-84
Last Home Loss	3/30/16	105-109
Last Road Win	2/29/16	103-96
Last Road Loss	1/3/15	85-114

2015-16 SEASON SERIES STATISTICS

MEMPHIS VS. DENVER

PLAYER	G-GS	MIN	FG-FGA	PCT	3FG-FGA	PCT	FT-FTA	PCT	OFF	DEF	TOT	AST	PF-DQ	STL	TO	BLK	PTS	AVG	HI
Randolph	4-3	124	33-63	.524	1-1	1.000	18-22	.818	9	13	22	9	8-0	1	7	5	85	21.3	26
Gasol	2-2	72	14-31	.452	0-0	---	11-13	.846	2	6	8	9	7-0	6	3	4	39	19.5	27
Farmar	1-1	25	6-10	.600	2-4	.500	0-0	---	0	0	0	5	2-0	1	1	0	14	14.0	14
Conley	2-2	56	7-18	.389	2-7	.286	11-15	.733	2	2	4	11	3-0	1	2	1	27	13.5	20
Je. Green	2-1	57	7-22	.318	4-8	.500	7-11	.636	2	11	13	3	8-0	1	4	0	25	12.5	16
Barnes	4-4	147	15-39	.385	5-23	.217	9-12	.750	7	23	30	16	8-0	7	4	2	44	11.0	16
Chalmers	3-1	85	8-26	.308	4-12	.333	12-12	1.000	0	11	11	13	7-0	3	5	0	32	10.7	15
Hairston	1-1	32	5-10	.500	2-6	.333	2-3	.667	0	4	4	0	1-0	1	0	1	14	14.0	14
Lee	1-1	35	4-6	.667	0-2	.000	2-2	1.000	0	4	4	0	2-0	1	1	0	10	10.0	10
Stephenson	2-0	46	10-19	.526	0-2	.000	6-9	.667	2	4	6	3	2-0	1	2	1	26	13.0	14
Mumford	1-0	12	4-8	.500	1-2	.500	0-1	.000	0	3	3	1	2-0	0	1	0	9	9.0	9
Allen	2-2	60	7-12	.583	0-0	---	3-5	.600	3	7	10	2	7-0	4	1	1	17	8.5	10
Andersen	2-2	39	4-7	.571	0-0	---	3-6	.500	1	9	10	1	3-0	0	0	2	11	5.5	7
Ja. Green	4-0	61	10-25	.400	1-1	1.000	1-2	.500	10	6	16	3	6-0	0	4	1	22	5.5	13
V. Carter	4-0	60	3-16	.188	1-8	.125	6-7	.857	0	1	1	2	6-0	2	2	1	13	3.3	9
Hollins	2-0	18	3-4	.750	0-0	---	0-0	---	0	6	6	0	3-0	0	0	1	6	3.0	4
Martin	2-0	14	2-3	.667	0-0	---	0-0	---	1	3	4	0	1-0	0	0	0	4	2.0	2
Williams	1-0	10	1-3	.333	0-1	.000	0-0	---	0	0	0	0	1-0	0	0	0	2	2.0	2
McCallum	1-0	7	0-2	.000	0-1	.000	1-2	.500	0	1	1	2	0-0	0	0	0	1	1.0	1
Ennis	1-0	0	0-0	---	0-0	---	0-0	---	0	0	0	0	0-0	0	0	0	0	0.0	0
GRIZZLIES	4	960	143-324	.441	23-78	.295	92-122	.754	39	114	153	80	77-0	29	40	20	401	100.3	105

DENVER VS. MEMPHIS

PLAYER	G-GS	MIN	FG-FGA	PCT	3FG-FGA	PCT	FT-FTA	PCT	OFF	DEF	TOT	AST	PF-DQ	STL	TO	BLK	PTS	AVG	H
Gallinari	2-2	67	13-33	.394	5-15	.333	15-15	1.000	3	8	11	3	4-0	0	3	0	46	23.0	29
Barton	4-0	117	17-42	.405	5-17	.294	15-19	.789	3	24	27	9	9-0	2	8	1	54	13.5	25
Faried	3-3	76	18-31	.581	0-0	---	3-5	.600	9	19	28	6	10-0	1	3	1	39	13.0	17
Mudrya	3-3	97	15-37	.405	7-16	.438	2-4	.500	0	10	10	20	7-0	0	10	3	39	13.0	17
Augustin	2-0	39	9-15	.600	2-5	.400	2-3	.667	0	3	3	7	6-0	0	4	0	22	11.0	11
Harris	4-4	106	15-38	.395	6-20	.300	2-2	1.000	4	6	10	10	9-0	3	5	2	38	9.5	15
Lauvergne	4-0	83	16-28	.571	1-2	.500	5-6	.833	8	13	21	5	14-1	1	6	1	38	9.5	12
Arthur	4-1	100	15-33	.455	3-9	.333	4-4	1.000	7	17	24	11	12-0	2	6	4	37	9.3	12
Jokic	4-4	80	13-17	.765	2-2	1.000	9-9	1.000	9	18	27	7	12-0	3	5	2	37	9.3	10
Sampson	2-2	57	8-11	.727	2-4	.500	1-2	.500	1	3	4	1	6-0	1	5	0	19	9.5	12
Foye	2-0	38	3-13	.231	0-5	.000	2-3	.667	0	2	2	2	2-0	0	2	0	8	4.0	6
Kilpatrick	1-0	12	1-4	.250	1-4	.250	1-2	.500	0	0	0	1	0-0	1	0	0	4	4.0	4
Hickson	1-0	11	1-5	.200	0-0	---	1-2	.500	2	3	5	0	2-0	0	1	0	3	3.0	3
Nurkic	2-0	22	2-8	.250	0-0	---	2-3	.667	2	4	6	0	8-0	0	1	1	6	3.0	6
Miller	3-0	13	0-1	.000	0-1	.000	0-0	---	0	0	0	3	2-0	0	0	0	0	0.0	0
Nelson	1-1	30	0-3	.000	0-2	.000	0-0	---	0	3	3	9	0-0	1	1	0	0	0.0	0
Toupane	1-0	14	0-1	.000	0-1	.000	0-0	---	0	0	0	2	1-0	0	0	0	0	0.0	0
NUGGETS	4	960	146-320	.456	34-103	.330	64-79	.810	48	133	181	96	104-1	15	64	16	390	97.5	109



DETROIT PISTONS



EASTERN CONFERENCE / CENTRAL DIVISION



Home Court: The Palace of Auburn Hills – 21,165 (1988)

Office: 6 Championship Drive, Auburn Hills, MI 48326

Phone: (248) 377-0100

Website: pistons.com

Principal Owner: Tom Gores

Vice Chairman: Arn Tellem

President and CEO, Palace Sports & Entertainment/Pistons: Dennis Mannion

President of Basketball Operations/Head Coach: Stan Van Gundy

General Manager: Jeff Bower

Assistant General Manager: Jeff Nix

Associate General Manager: Pat Garrity

Chief of Staff: Andrew Loomis

Associate Head Coach: Bob Beyer

Assistant Coaches: Malik Allen, Tim Hardaway, Charles Klask, Aaron Gray

Director of Player Development/Assistant Coach: Otis Smith

Director of Sports Medicine/Athletic Trainer: John Ishop

Public Relations Staff: Kevin Grigg, Cletus Lewis, Michelle Fikany, Michael Horan

Television: Fox Sports Detroit, George Blaha, Greg Kelsner

Radio: WGMC 105.1 FM, George Blaha, Mark Champion, Rick Mahorn

Team Colors: Red, White, Blue

GRIZZLIES STREAKS

Overall: 18-22 (2-W)

Home: 9-11 (6-W) **Road:** 9-11 (1-W)

ALL-TIME SERIES

SEASON	W-L	DATE	RESULT	HOME	VISITOR	SEASON	W-L	DATE	RESULT	HOME	VISITOR
2015-16	2-0	1/14/16	W	Grizzlies 103	Detroit 101	2003-04	0-2	1/31/04	L	Detroit 80	Grizzlies 78
		12/9/15	W	Detroit 92	Grizzlies 93			11/19/03	L	Grizzlies 92	Detroit 99
2014-15	1-1	3/17/15	L	Detroit 105	Grizzlies 95	2002-03	0-2	4/13/03 (ot)	L	Grizzlies 107	Detroit 110
		11/15/14	W	Grizzlies 95	Detroit 88			11/1/02	L	Detroit 109	Grizzlies 86
2013-14	2-0	1/5/14	W	Detroit 84	Grizzlies 112	2001-02	0-2	11/24/01	L	Detroit 91	Grizzlies 84
		11/1/13 (ot)	W	Grizzlies 111	Detroit 108			11/1/01	L	Grizzlies 80	Detroit 90
2012-13	2-0	2/19/13	W	Detroit 91	Grizzlies 105	2000-01	1-1	12/5/00	W	Grizzlies 91	Detroit 83
		11/30/12	W	Grizzlies 90	Detroit 78			11/24/00	L	Detroit 118	Grizzlies 96
2011-12	2-0	3/3/12	W	Grizzlies 100	Detroit 83	1999-00	0-2	3/19/00	L	Grizzlies 99	Detroit 101
		1/20/12	W	Detroit 81	Grizzlies 98			3/10/00	L	Detroit 111	Grizzlies 97
2010-11	2-0	1/12/11	W	Detroit 99	Grizzlies 107	1998-99	---	No games			
		11/24/10	W	Grizzlies 105	Detroit 84	1997-98	2-0	11/30/97	W	Detroit 95	Grizzlies 97
2009-10	1-1	1/27/10	W	Detroit 93	Grizzlies 99			11/9/97	W	Grizzlies 104	Detroit 96
		10/28/09	L	Grizzlies 74	Detroit 96	1996-97	0-2	1/15/97	L	Grizzlies 79	Detroit 103
2008-09	1-1	3/15/09	W	Detroit 84	Grizzlies 89			11/27/96	L	Detroit 87	Grizzlies 78
		1/19/09	L	Grizzlies 79	Detroit 87	1995-96	0-2	3/26/96	L	Detroit 86	Grizzlies 75
2007-08	0-2	12/21/07	L	Detroit 94	Grizzlies 67			12/7/95	L	Grizzlies 84	Detroit 93
		12/11/07	L	Grizzlies 103	Detroit 113						
2006-07	0-2	3/3/07	L	Grizzlies 89	Detroit 92						
		11/4/06	L	Detroit 95	Grizzlies 86						
2005-06	0-2	1/27/06	L	Detroit 95	Grizzlies 89						
		12/19/05 (2ot)	L	Grizzlies 104	Detroit 106						
2004-05	2-0	1/6/05	W	Detroit 79	Grizzlies 101						
		12/11/04	W	Grizzlies 72	Detroit 68						

BIGGEST WIN/WORST LOSS

	DATE	SCORE	MARGIN
Biggest Win	1/5/14	112-84	28
Worst Loss	12/21/07	67-94	27

LAST WIN/LOSS

	DATE	SCORE
Last Home Win	1/14/16	103-101
Last Home Loss	10/28/09	74-96
Last Road Win	12/9/15	93-92
Last Road Loss	3/17/15	95-105

2015-16 SEASON SERIES STATISTICS

MEMPHIS VS. DETROIT

PLAYER	G-GS	MIN	FG-FGA	PCT	3FG-FGA	PCT	FT-FTA	PCT	OFF	DEF	TOT	AST	PF-DQ	STL	TO	BLK	PTS	AVG	HI
Gasol	2-2	73	17-38	.447	0-0	---	4-6	.667	2	15	17	8	7-0	3	9	5	38	19.0	19
Randolph	2-2	65	16-28	.571	0-0	---	2-7	.286	8	11	19	4	6-0	1	2	0	34	17.0	21
Chalmers	2-1	61	11-21	.524	2-7	.286	6-8	.750	0	3	3	10	5-0	5	5	2	30	15.0	25
Barnes	2-0	58	9-14	.643	8-10	.800	0-0	---	2	12	14	3	3-0	2	2	0	26	13.0	18
Je. Green	2-1	52	10-17	.588	1-3	.333	3-3	1.000	2	4	6	3	2-0	1	4	0	24	12.0	16
Conley	1-1	29	4-13	.308	1-6	.167	2-3	.667	1	0	1	8	1-0	0	2	0	11	11.0	11
Lee	2-1	58	7-16	.438	1-4	.250	7-8	.875	1	3	4	3	4-0	0	3	0	22	11.0	14
Allen	2-2	54	3-10	.300	0-1	.000	0-0	---	4	9	13	2	3-0	5	3	0	6	3.0	4
Ja. Green	2-0	19	1-5	.200	0-0	---	3-3	1.000	1	2	3	2	2-0	0	1	0	5	2.5	3
V. Carter	1-0	5	0-1	.000	0-0	---	0-0	---	0	2	2	0	1-0	0	1	0	0	0.0	0
Williams	1-0	6	0-1	.000	0-0	---	0-0	---	0	0	0	1	0-0	0	0	0	0	0.0	0
GRIZZLIES	2	480	78-164	.476	13-31	.419	27-38	.711	21	61	82	44	34-0	17	33	7	196	98.0	103

DETROIT VS. MEMPHIS

PLAYER	G-GS	MIN	FG-FGA	PCT	3FG-FGA	PCT	FT-FTA	PCT	OFF	DEF	TOT	AST	PF-DQ	STL	TO	BLK	PTS	AVG	HI
Jackson	2-2	56	12-25	.480	2-9	.222	4-4	1.000	0	4	4	13	7-0	2	4	0	30	15.0	18
Drummond	2-2	70	13-26	.500	0-0	---	3-9	.333	10	20	30	3	7-0	3	8	4	29	14.5	18
Morris	2-2	77	11-23	.478	3-8	.375	3-4	.750	1	5	6	5	1-0	0	6	0	28	14.0	16
Ilyasova	2-2	60	9-22	.409	4-9	.444	2-3	.667	8	8	16	5	8-0	2	1	3	24	12.0	17
Johnson	2-0	43	9-18	.500	5-10	.500	0-0	---	0	6	6	0	2-0	2	3	0	23	11.5	19
Blake	1-0	16	4-7	.571	2-4	.500	1-2	.500	0	2	2	1	2-0	0	0	0	11	11.0	11
Jennings	1-0	24	3-5	.600	2-4	.500	2-2	1.000	0	1	1	3	1-0	0	1	0	10	10.0	10
Caldwell-Pope	2-2	66	7-17	.412	2-9	.222	2-2	1.000	0	4	4	1	3-0	3	4	0	18	9.0	9
Baynes	2-0	24	2-7	.286	0-0	---	5-6	.833	2	4	6	2	5-0	0	5	1	9	4.5	6
Tolliver	2-0	35	3-8	.375	2-7	.286	0-0	---	0	2	2	1	1-0	0	0	0	8	4.0	8
Hilliard	1-0	7	1-1	1.000	1-1	1.000	0-0	---	0	1	1	1	0-0	0	0	0	3	3.0	3
Anthony	1-0	1	0-0	---	0-0	---	0-0	---	0	0	0	0	0-0	0	0	0	0	0.0	0
PISTONS	2	480	74-159	.465	23-61	.377	22-32	.688	21	57	78	35	37-0	12	33	8	193	96.5	101



GOLDEN STATE WARRIORS



WESTERN CONFERENCE / PACIFIC DIVISION



Home Court: ORACLE Arena – 19,596 (1966)

Office: 1011 Broadway, Oakland, CA 94607

Phone: (510) 986-2200

Website: warriors.com

CO-Executive Chairman and CEO: Joe Lacob

Co-Executive Chairman: Peter Guber

President and COO: Rick Welts

President, Basketball Operations/General Manager: Bob Myers

Head Coach: Steve Kerr

Assistant Coaches: Ron Adams, Mike Brown, Jarron Collins

Assistant Coaches/Player Development: Chris DeMarco, Bruce Fraser, Willie Green

Head Athletic Trainer: Drew Yoder

Public Relations Staff: Raymond Ridder, Dan Martinez, Darryl Arata, Brett Winkler, Matt de Nesnera

Television: Comcast SportsNet Bay Area. Bob Fitzgerald, Jim Barnett, Rosalyn Gold-Onwude

Radio: KGMZ-FM (95.7 The Game), Tim Royce

Team Colors: Warriors Royal Blue, California Golden Yellow

GRIZZLIES STREAKS

Overall: 38-40 (6-L)

Home: 22-18 (3-L) **Road:** 16-22 (4-L)

ALL-TIME SERIES

SEASON	W-L	DATE	RESULT	HOME	VISITOR
2015-16	0-4	4/13/16	L	Golden St 125	Grizzlies 104
		4/9/16	L	Grizzlies 99	Golden St 100
		11/11/15	L	Grizzlies 84	Golden St 100
		11/2/15	L	Golden St 119	Grizzlies 69
2014-15	1-2	4/13/15	L	Golden St 111	Grizzlies 107
		3/27/15	L	Grizzlies 84	Golden St 107
		12/16/14	W	Grizzlies 105	Golden St 98
		3/28/14	L	Golden St 100	Grizzlies 93
2013-14	2-2	12/7/13	L	Grizzlies 82	Golden St 108
		11/20/13 (ot) W	L	Golden St 81	Grizzlies 88
		11/9/13	W	Grizzlies 108	Golden St 90
		2/8/13	W	Grizzlies 99	Golden St 93
2012-13	3-0	1/9/13	W	Golden St 87	Grizzlies 94
		11/2/12	W	Golden St 94	Grizzlies 104
		4/3/12	W	Grizzlies 98	Golden St 94
		3/7/12	W	Golden St 92	Grizzlies 110
2011-12	4-0	2/18/12	W	Grizzlies 104	Golden St 103
		1/23/12	W	Golden St 90	Grizzlies 91
		11/26/10	W	Grizzlies 110	Golden St 91
		11/3/10	L	Golden St 115	Grizzlies 109
2009-10	2-2	3/24/10	L	Golden St 128	Grizzlies 110
		3/20/10	W	Grizzlies 123	Golden St 107
		12/22/09	W	Grizzlies 121	Golden St 108
		11/4/09	L	Golden St 113	Grizzlies 105
2008-09	3-0	3/30/09	W	Golden St 109	Grizzlies 114
		11/7/08	W	Golden St 104	Grizzlies 109
		11/3/08	W	Grizzlies 90	Golden St 79

2016-17 SCHEDULE

Sat, Dec 10, 2016 at Memphis	Fri, Feb 10, 2017 at Memphis
Fri, Jan 6, 2017 at Golden State	Sun, Mar 26, 2017 at Golden State

SEASON	W-L	DATE	RESULT	HOME	VISITOR
2007-08	0-4	4/4/08	L	Grizzlies 86	Golden St 117
		3/15/08	L	Golden St 110	Grizzlies 107
		1/11/08	L	Golden St 116	Grizzlies 104
		12/17/07	L	Grizzlies 117	Golden St 125
2006-07	1-3	4/6/07	L	Grizzlies 104	Golden St 116
		4/1/07	L	Golden St 122	Grizzlies 117
		2/21/07 (ot) L	L	Golden St 118	Grizzlies 115
		1/3/07	W	Grizzlies 144	Golden St 135
2005-06	3-0	4/4/06	W	Grizzlies 100	Golden St 75
		2/13/06	W	Golden St 79	Grizzlies 81
		1/3/06	W	Grizzlies 104	Golden St 94
		3/1/05	W	Grizzlies 99	Golden St 97
2004-05	3-1	12/22/04	L	Golden St 109	Grizzlies 99
		11/20/04	W	Golden St 87	Grizzlies 100
		11/12/04	W	Grizzlies 96	Golden St 67
		3/7/04	W	Golden St 85	Grizzlies 95
2003-04	3-1	2/25/04	L	Grizzlies 92	Golden St 99
		2/2/04	W	Grizzlies 106	Golden St 101
		1/12/04 (ot) W	W	Golden St 113	Grizzlies 115
		2/3/03	L	Golden St 101	Grizzlies 91
2002-03	2-2	1/13/03	W	Golden St 108	Grizzlies 110
		12/16/02	W	Grizzlies 104	Golden St 91
		11/11/02	L	Grizzlies 101	Golden St 108
		3/0	18	4-5	.800
2001-02	1-3	3/30/02	W	Grizzlies 105	Golden St 99
		1/23/02	L	Golden St 107	Grizzlies 95
		12/15/01	L	Golden St 93	Grizzlies 84
		11/12/01	L	Grizzlies 79	Golden St 86

ALL-TIME SERIES (CONTINUED)

SEASON	W-L	DATE	RESULT	HOME	VISITOR
2000-01	3-1	4/18/01	W	Golden St 81	Grizzlies 95
		2/16/01	W	Golden St 79	Grizzlies 92
		2/15/01	W	Grizzlies 99	Golden St 89
		12/30/00	L	Grizzlies 101	Golden St 102
1999-00	1-3	4/11/00	L	Golden St 109	Grizzlies 97
		3/21/00	W	Grizzlies 98	Golden St 82
		2/2/00	L	Golden St 101	Grizzlies 95
		11/12/99	L	Grizzlies 93	Golden St 103
1998-99	0-3	5/3/99	L	Grizzlies 83	Golden St 91
		4/18/99	L	Grizzlies 85	Golden St 90
		3/9/99	L	Golden St 92	Grizzlies 82

SEASON	W-L	DATE	RESULT	HOME	VISITOR
1997-98	3-1	4/18/98	L	Golden St 112	Grizzlies 100
		1/24/98	W	Grizzlies 107	Golden St 96
		1/23/98	W	Golden St 80	Grizzlies 88
		12/12/97	W	Grizzlies 95	Golden St 88
1996-97	1-3	1/27/97	L	Golden St 122	Grizzlies 97
		1/9/97	L	Grizzlies 86	Golden St 102
		1/8/97	W	Golden St 95	Grizzlies 109
		11/3/96	L	Grizzlies 95	Golden St 105
1995-96	0-4	3/5/96	L	Golden St 110	Grizzlies 78
		1/12/96	L	Grizzlies 95	Golden St 104
		1/9/96	L	Golden St 109	Grizzlies 103
		12/16/95	L	Grizzlies 85	Golden St 116

BIGGEST WIN/WORST LOSS

	DATE	SCORE	MARGIN
Biggest Win	11/12/04	96-67	29
Worst Loss	11/2/15	69-119	50

LAST WIN/LOSS

	DATE	SCORE
Last Home Win	12/16/14	105-98
Last Home Loss	4/9/16	99-100
Last Road Win	11/20/13	88-81 (ot)
Last Road Loss	4/13/16	104-125

2015-16 SEASON SERIES STATISTICS

MEMPHIS VS. GOLDEN STATE

PLAYER	G-GS	MIN	FG-FGA	PCT	3FG-FGA	PCT	FT-FTA	PCT	OFF	DEF	TOT	AST	PF-DQ	STL	TO	BLK	PTS	AVG	HI
Gasol	2-2	65	11-27	.407	1-1	1.000	16-17	.941	5	11	16	6	5-0	2	4	1	39	19.5	26
Randolph	4-4	102	25-62	.403	0-3	.000	9-9	1.000	10	13	23	7	9-0	3	11	1	59	14.8	24
Stephenson	2-1	74	14-27	.519	4-5	.800	3-3	1.000	1	3	4	4	3-0	3	3	0	35	17.5	22
Barnes	4-2	123	15-48	.313	5-23	.217	7-8	.875	8	25	33	11	13-0	5	6	3	42	10.5	24
V. Carter	3-2	69	10-24	.417	5-8	.625	2-2	1.000	3	7	10	5	5-0	1	1	0	27	9.0	15
Ja. Green	4-0	87	12-28	.429	0-1	.000	10-13	.769	9	16	25	5	8-0	3	7	2	34	8.5	12
Allen	2-2	36	5-13	.385	1-4	.250	4-4	1.000	4	2	6	1	5-0	2	1	2	15	7.5	15
Martin	2-0	37	6-12	.500	0-0	---	3-4	.750	3	3	6	0	7-0	1	3	1	15	7.5	11
Conley	2-2	60	3-20	.150	0-6	.000	8-9	.889	0	4	4	14	6-0	4	4	0	14	7.0	10
Wright	1-0	20	3-6	.500	0-0	---	1-2	.500	0	6	6	1	2-0	0	0	2	7	7.0	7
Farmer	2-2	40	5-13	.385	2-7	.286	0-0	---	1	4	5	6	4-0	3	1	1	12	6.0	9
Mumford	2-0	55	5-20	.250	1-5	.200	1-3	.333	1	8	9	8	5-0	5	0	2	12	6.0	8
Smith	2-0	19	3-7	.429	1-2	.500	3-6	.500	1	1	2	0	2-0	1	2	0	10	5.0	5
Hairston	2-0	33	4-13	.308	1-7	.143	3-3	1.000	0	7	7	1	1-0	1	0	0	12	6.0	7
Lee	2-2	56	3-18	.167	0-8	.000	3-4	.750	2	7	9	1	4-0	4	2	2	9	4.5	6
Adams	1-0	8	1-2	.500	0-0	---	2-3	.667	0	2	2	3	2-0	1	1	0	4	4.0	4
Andersen	2-1	22	2-4	.500	0-0	---	2-2	1.000	2	3	5	1	0-0	2	0	0	6	3.0	6
Cotton	1-0	2	1-1	1.000	0-0	---	0-0	---	0	0	0	0	0-0	0	0	0	2	2.0	2
Je. Green	2-0	37	1-10	.100	0-2	.000	0-0	---	1	4	5	1	2-0	0	5	0	2	1.0	2
Stepheson	1-0	2	0-0	---	0-0	---	0-0	---	0	1	1	0	0-0	0	0	0	0	0.0	0
Udrih	1-0	15	0-5	.000	0-1	.000	0-0	---	0	2	2	5	1-0	1	0	0	0	0.0	0
GRIZZLIES	4	960	129-360	.358	21-83	.253	77-92	.837	51	128	179	80	84-0	42	53	17	356	89.0	104

GOLDEN STATE VS. MEMPHIS

PLAYER	G-GS	MIN	FG-FGA	PCT	3FG-FGA	PCT	FT-FTA	PCT	OFF	DEF	TOT	AST	PF-DQ	STL	TO	BLK	PTS	AVG	HI
Curry	4-4	127	41-83	.494	20-51	.392	19-19	1.000	2	19	21	22	6-0	11	11	2	121	30.3	46
K. Thompson	4-4	125	22-49	.449	10-28	.357	4-4	1.000	3	18	21	9	4-0	2	6	6	58	14.5	20
Barnes	4-4	113	21-37	.568	5-10	.500	9-11	.818	2	13	15	9	11-0	4	5	1	56	14.0	19
Green	4-4	120	21-36	.583	8-17	.471	2-4	.500	6	29	35	23	11-1	2	14	9	52	13.0	23
Iguodala	4-0	104	12-25	.480	5-13	.385	5-8	.625	4	9	13	11	5-0	3	6	1	34	8.5	20
Ezell	4-3	72	10-14	.714	0-0	---	7-8	.875	7	18	25	1	6-0	1	2	4	27	6.8	11
Livingston	4-0	71	9-13	.692	0-0	---	4-4	1.000	0	7	7	16	3-0	2	2	2	22	5.5	6
Speights	4-0	47	9-27	.333	0-2	.000	4-4	1.000	5	12	17	1	9-0	3	4	3	22	5.5	12
Clark	3-0	18	4-5	.800	1-2	.500	6-6	1.000	1	3	4	2	0-0	0	2	0	15	5.0	15
Bogut	2-1	34	3-5	.600	0-0	---	1-2	.500	1	10	11	2	8-0	0	5	2	7	3.5	4
Barbosa	4-0	61	5-17	.294	2-6	.333	0-1	.000	1	5	6	7	5-0	0	4	2	12	3.0	5
McAdoo	3-0	23	4-8	.500	0-1	.000	1-7	.143	1	6	7	2	1-0	0	0	1	9	3.0	9
J. Thompson	2-0	11	2-4	.500	0-0	---	0-0	---	1	3	4	2	1-0	2	1	1	4	2.0	2
Rush	3-0	28	1-7	.143	1-5	.200	2-4	.500	0	6	6	2	3-0	0	3	1	5	1.7	3
Varejao	2-0	7	0-3	.000	0-0	---	0-0	---	2	6	8	0	0-0	0	0	0	0	0.0	0
WARRIORS	4	960	164-333	.492	52-135	.385	64-82	.780	36	164	200	109	73-1	30	65	35	444	11.0	125



HOUSTON ROCKETS



WESTERN CONFERENCE / SOUTHWEST DIVISION

Home Court: Toyota Center – 18,055 (2003)

Office: 1510 Polk Street, Houston, TX 77002

Phone: (713) 758-7200

Website: rockets.com

Owner: Leslie Alexander

Chief Executive Officer: Tad Brown

General Manager: Daryl Morey

Head Coach: Mike D'Antoni

Assistant Coaches: Jeff Bzdelik, Roy Rogers, Brett Gunning

Senior Vice President of Basketball Operations: Keith Jones

Head Athletic Trainer: Jason Biles

Media Relations Staff: Tracey Hughes, Sean McCloskey, Jenny Zehentner

Television: ROOT SPORTS Southwest. Bill Worrell, Matt Bullard, Clyde Drexler, Craig Ackerman

Radio (English): KBME SportsTalk (790 AM). Craig Ackerman, Matt Thomas

Radio (Spanish): La Ranchera KEYH (850 AM). Adrian Chavarria

Team Colors: Red, White, Silver



GRIZZLIES STREAKS

Overall: 31-53 (2-L)

Home: 22-20 (1-L) **Road:** 9-33 (1-L)

ALL-TIME SERIES

SEASON	W-L	DATE	RESULT	HOME	VISITOR
2015-16	2-2	3/14/16	L	Houston 130	Grizzlies 81
		1/12/16	L	Grizzlies 91	Houston 107
		11/25/15	W	Houston 93	Grizzlies 102
		11/20/15	W	Grizzlies 96	Houston 84
2014-15	2-2	3/4/15	W	Houston 100	Grizzlies 102
		12/26/14 (ot)	L	Grizzlies 111	Houston 117
		12/3/14	L	Houston 105	Grizzlies 96
		11/17/14	W	Grizzlies 119	Houston 93
2013-14	2-2	1/25/14	W	Grizzlies 99	Houston 81
		1/24/14	W	Houston 87	Grizzlies 88
		12/26/13	L	Houston 100	Grizzlies 92
		11/25/13	L	Grizzlies 86	Houston 93
2012-13	3-1	4/12/13	W	Houston 78	Grizzlies 82
		3/29/13	W	Grizzlies 103	Houston 94
		12/22/12	L	Houston 121	Grizzlies 96
		11/9/12	W	Grizzlies 93	Houston 85
2011-12	2-2	3/30/12	L	Houston 98	Grizzlies 89
		2/20/12	L	Houston 97	Grizzlies 93
		2/14/12	W	Grizzlies 93	Houston 83
		12/30/11	W	Grizzlies 113	Houston 93
2010-11	1-3	2/5/11 (ot)	L	Houston 95	Grizzlies 93
		1/21/11	W	Grizzlies 115	Houston 110
		12/17/10	L	Houston 103	Grizzlies 87
		12/3/10	L	Grizzlies 111	Houston 127
2009-10	0-4	4/6/10	L	Grizzlies 103	Houston 113
		3/17/10	L	Houston 107	Grizzlies 94
		2/5/10	L	Grizzlies 83	Houston 101
		11/11/09	L	Houston 104	Grizzlies 79
2008-09	2-2	3/8/09	L	Houston 93	Grizzlies 83
		2/4/09	W	Grizzlies 104	Houston 93
		12/8/08	W	Grizzlies 109	Houston 97
		10/29/08	L	Houston 82	Grizzlies 71

2016-17 SCHEDULE

Fri, Dec 23, 2016 at Memphis Sat, Jan 21, 2017 at Memphis
Fri, Jan 13, 2017 at Houston Sat, Mar 4, 2017 at Houston

SEASON	W-L	DATE	RESULT	HOME	VISITOR
2007-08	1-3	2/29/08	L	Houston 116	Grizzlies 95
		12/28/07	L	Grizzlies 83	Houston 103
		12/5/07	L	Houston 105	Grizzlies 92
		11/13/07	W	Grizzlies 105	Houston 99
2006-07	0-4	2/6/07	L	Grizzlies 90	Houston 98
		12/31/06	L	Houston 111	Grizzlies 109
		11/25/06	L	Houston 85	Grizzlies 76
		11/7/06	L	Grizzlies 80	Houston 86
2005-06	4-0	4/15/06	W	Houston 81	Grizzlies 93
		1/30/06	W	Grizzlies 86	Houston 77
		12/3/05	W	Houston 75	Grizzlies 90
		11/25/05	W	Grizzlies 86	Houston 81
2004-05	1-3	4/13/05	L	Houston 100	Grizzlies 92
		1/17/05	W	Grizzlies 99	Houston 80
		11/9/04	L	Houston 90	Grizzlies 87
		11/5/04	L	Grizzlies 81	Houston 89
2003-04	3-1	3/26/04	W	Grizzlies 109	Houston 86
		3/13/04	L	Houston 88	Grizzlies 80
		1/19/04	W	Grizzlies 88	Houston 83
		11/1/03	W	Houston 71	Grizzlies 79
2002-03	1-3	4/15/03	L	Houston 97	Grizzlies 86
		2/22/03	L	Houston 93	Grizzlies 82
		1/27/03	L	Grizzlies 95	Houston 100
		12/13/02 (ot)	W	Grizzlies 114	Houston 109
2001-02	2-2	4/14/02	L	Houston 95	Grizzlies 98
		4/5/02	W	Grizzlies 99	Houston 81
		2/12/02	L	Houston 85	Grizzlies 78
		11/30/01	W	Grizzlies 102	Houston 85
2000-01	0-4	4/14/01	L	Grizzlies 95	Houston 100
		1/26/01	L	Houston 106	Grizzlies 89
		12/11/00	L	Grizzlies 75	Houston 82
		11/9/00	L	Houston 85	Grizzlies 78

ALL-TIME SERIES (CONTINUED)

SEASON	W-L	DATE	RESULT	HOME	VISITOR
1999-00	2-2	4/19/00	W	Houston 92	Grizzlies 96
		4/4/00	W	Grizzlies 102	Houston 100
		12/6/99	L	Houston 102	Grizzlies 99
		11/29/99 (ot)	L	Grizzlies 110	Houston 118
1998-99	0-4	4/14/99	L	Houston 102	Grizzlies 85
		3/11/99	L	Houston 102	Grizzlies 91
		3/6/99	L	Grizzlies 92	Houston 107
		2/27/99	L	Grizzlies 74	Houston 86
1997-98	1-3	2/12/98	L	Grizzlies 103	Houston 112
		2/3/98	L	Houston 110	Grizzlies 97
		12/16/97	L	Houston 118	Grizzlies 91
		12/14/97	W	Grizzlies 110	Houston 105

SEASON	W-L	DATE	RESULT	HOME	VISITOR
1996-97	1-3	4/10/97	L	Houston 102	Grizzlies 94
		4/6/97	L	Grizzlies 85	Houston 94
		2/11/97	L	Houston 106	Grizzlies 97
		12/17/96	W	Grizzlies 93	Houston 92
1995-96	0-4	4/9/96	L	Houston 90	Grizzlies 84
		3/10/96	L	Grizzlies 89	Houston 95
		12/26/95	L	Houston 100	Grizzlies 84
		12/13/95	L	Grizzlies 89	Houston 100

BIGGEST WIN/WORST LOSS

	DATE	SCORE	MARGIN
Biggest Win	11/17/14	119-93	26
Worst Loss	3/14/16	81-130	49

LAST WIN/LOSS

	DATE	SCORE
Last Home Win	11/20/15	96-84
Last Home Loss	1/12/16	91-107
Last Road Win	11/25/15	102-93
Last Road Loss	3/14/16	81-130

2015-16 SEASON SERIES STATISTICS

MEMPHIS VS. HOUSTON

PLAYER	G-GS	MIN	FG-FGA	PCT	3FG-FGA	PCT	FT-FTA	PCT	OFF	DEF	TOT	AST	PF-DQ	STL	TO	BLK	PTS	AVG	HI
Conley	2-2	67	17-26	.654	4-8	.500	7-8	.875	0	4	4	10	7-0	3	4	0	45	22.5	26
Martin	1-0	29	4-12	.333	0-1	.000	9-10	.900	2	6	8	1	3-0	0	0	0	17	17.0	17
Gasol	3-3	116	20-41	.488	0-0	---	7-9	.778	5	18	23	16	7-0	7	10	4	47	15.7	20
Barnes	3-2	90	15-32	.469	5-15	.333	4-5	.800	4	18	22	7	5-0	4	5	0	39	13.0	14
Lee	3-1	96	17-33	.515	3-11	.273	2-5	.400	2	6	8	4	8-0	4	5	1	39	13.0	17
Stephenson	1-0	25	5-17	.294	0-0	---	2-8	.250	13	2	15	0	6-1	0	0	0	12	12.0	12
Allen	4-4	101	16-39	.410	3-7	.429	5-8	.625	6	14	20	7	16-0	8	8	1	40	10.0	17
Je. Green	3-3	75	7-21	.333	1-5	.200	15-16	.938	3	10	13	4	4-0	3	1	1	30	10.0	20
Hollins	1-1	26	4-7	.571	0-0	---	2-4	.500	4	4	8	0	3-0	0	1	0	10	10.0	10
Randolph	1-0	33	5-10	.500	0-1	.000	0-0	---	4	5	9	0	4-0	0	2	0	10	10.0	10
Chalmers	3-1	81	7-24	.292	1-8	.125	11-12	.917	1	9	10	17	11-0	4	5	0	26	8.7	10
Hairston	1-0	18	3-8	.375	0-3	.000	0-0	---	0	2	2	2	2-0	0	2	0	6	6.0	6
Ja. Green	4-2	78	9-31	.290	2-6	.333	3-3	1.000	5	8	13	3	17-0	1	10	1	23	5.8	9
V. Carter	3-0	53	5-14	.357	2-6	.333	4-4	1.000	5	7	12	4	6-0	2	2	2	16	5.3	10
McCallum	1-0	28	2-10	.200	1-1	1.000	0-0	---	1	1	2	4	2-0	2	3	0	5	5.0	5
Stephenson	2-1	42	2-8	.250	1-3	.333	2-2	1.000	2	4	6	3	8-1	2	3	0	7	3.5	7
Weber	1-1	35	1-8	.125	0-0	---	1-2	.500	2	5	7	3	1-0	2	5	0	3	3.0	3
Ennis	2-0	3	1-3	.333	0-2	.000	0-0	---	1	0	1	0	0-0	0	0	0	2	1.0	2
Smith	1-0	1	0-0	---	0-0	---	0-0	---	0	0	0	0	0-0	0	0	0	0	0.0	0
Williams	1-0	5	0-2	.000	0-1	.000	0-0	---	0	0	0	1	0-0	0	1	0	0	0.0	0
GRIZZLIES	4	960	138-338	.408	22-75	.293	72-94	.766	58	119	177	83	102-1	40	68	10	370	92.5	102

HOUSTON VS. MEMPHIS

PLAYER	G-GS	MIN	FG-FGA	PCT	3FG-FGA	PCT	FT-FTA	PCT	OFF	DEF	TOT	AST	PF-DQ	STL	TO	BLK	PTS	AVG	HIG
Harden	4-4	135	28-55	.509	12-30	.400	34-37	.919	2	21	23	23	8-0	7	21	6	102	25.5	40
Motiejunas	1-1	21	7-14	.500	1-2	.500	3-5	.600	2	4	6	2	2-0	1	0	0	18	18.0	18
Ariza	4-4	125	19-40	.475	8-22	.364	7-10	.700	2	18	20	7	9-0	9	9	1	53	13.3	19
Howard	4-4	137	16-27	.593	0-0	---	16-25	.640	14	33	47	8	16-0	5	7	10	48	12.0	17
Beasley	1-0	27	4-8	.500	1-3	.333	2-2	1.000	0	9	9	2	3-0	3	2	1	11	11.0	11
Goudelock	1-0	17	5-7	.714	1-2	.500	0-0	---	0	0	0	2	2-0	1	0	1	11	11.0	11
Jones	3-2	78	11-27	.407	5-9	.556	6-10	.600	4	8	12	5	4-0	4	6	2	33	11.0	20
Beverley	3-2	74	9-21	.429	5-12	.417	0-0	---	4	7	11	10	3-0	4	4	1	23	7.7	10
Thornton	3-0	52	8-25	.320	4-12	.333	3-5	.600	3	2	5	2	5-0	1	1	0	23	7.7	16
McDaniels	2-0	27	5-13	.385	2-6	.333	3-4	.750	1	6	7	1	4-0	2	4	0	15	7.5	10
Terry	4-2	85	10-24	.417	8-19	.421	2-2	1.000	0	6	6	12	12-0	2	7	2	30	7.5	13
Capela	4-1	71	6-15	.400	0-1	.000	6-13	.462	6	15	21	2	7-0	3	2	6	18	4.5	10
Lawson	2-0	19	2-6	.333	0-1	.000	4-6	.667	0	1	1	4	2-0	2	1	1	8	4.0	8
Brewer	4-0	74	3-20	.150	3-11	.273	4-4	1.000	3	7	10	2	7-0	3	3	1	13	3.3	6
Harrell	3-0	19	4-5	.800	0-1	.000	0-2	.000	0	3	3	2	2-0	1	2	2	8	2.7	8
Smith	1-0	14	0-2	.000	0-0	---	2-2	1.000	0	6	6	2	1-0	0	0	3	2	2.0	2
ROCKETS	4	960	137-307	.446	50-131	.382	90-125	.720	41	140	181	84	86-0	48	73	34	414	103.5	130



INDIANA PACERS



EASTERN CONFERENCE / CENTRAL DIVISION



Home Court: Bankers Life Fieldhouse – 18,165 (1999)

Office: 125 S. Pennsylvania Street, Indianapolis, IN 46204

Phone: (317) 917-2500

Website: pacers.com

Owner, Chairman and Chief Executive Officer: Herbert Simon

Vice Chairman: Jim Morris

President of Basketball Operations: Larry Bird

President/Chief Operating Officer: Rick Fuson

Executive Vice President/Chief Financial Officer: Kevin Bower

Executive Vice President of Basketball Operations/General Manager: Kevin Pritchard

Consultant, Basketball Operations: Donnie Walsh

Vice President of Basketball Operations: Peter Dinwiddie

Head Coach: Nate McMillan

Assistant Coaches: Bill Bayno, Dan Burke, Popeye Jones

Senior Director of Medical Operations/Head Athletic Trainer: Josh Corbeil

Communications Staff: David Benner, Krissy Myers, Wes Kaminski

Television: Fox Sports Indiana. Quinn Buckner, Chris Denari, Jeremiah Johnson

Radio: 1070 The Fan/93.5 FM. Mark Boyle, Bob Leonard

Team Colors: White, Blue, Gold

GRIZZLIES STREAKS

Overall: 16-24 (5-W)

Home: 11-10 (3-W) **Road:** 5-14 (2-W)

ALL-TIME SERIES

SEASON	W-L	DATE	RESULT	HOME	VISITOR
2015-16	2-0	12/19/15	W	Grizzlies 96	Indiana 84
		10/29/15	W	Indiana 103	Grizzlies 112
2014-15	2-0	4/15/15	W	Grizzlies 95	Indiana 83
		11/23/14	W	Indiana 89	Grizzlies 97
2013-14	1-1	3/22/14	W	Grizzlies 82	Indiana 71
		11/11/13	L	Indiana 95	Grizzlies 79
2012-13	0-2	1/21/13	L	Grizzlies 81	Indiana 82
		12/31/12	L	Indiana 88	Grizzlies 83
2011-12	1-0	2/10/12	W	Grizzlies 98	Indiana 92
		3/19/11	W	Grizzlies 99	Indiana 78
2010-11	2-0	12/26/10	W	Indiana 90	Grizzlies 104
		12/30/09	W	Indiana 110	Grizzlies 121
2009-10	2-0	12/18/09	W	Grizzlies 107	Indiana 94
		2/25/09	L	Indiana 104	Grizzlies 99
2008-09	1-1	12/26/08	W	Grizzlies 108	Indiana 105
		1/2/08	W	Indiana 72	Grizzlies 90
2007-08	1-1	11/3/07	L	Grizzlies 111	Indiana 121
		2/14/07	L	Indiana 114	Grizzlies 104
2006-07	0-2	2/3/07	L	Grizzlies 110	Indiana 116
		3/21/06	W	Grizzlies 105	Indiana 75
2005-06	1-1	12/10/05	L	Indiana 80	Grizzlies 66
		2/13/05	L	Indiana 76	Grizzlies 73
2004-05	0-2	1/11/05	L	Grizzlies 85	Indiana 86

2016-17 SCHEDULE

Fri, Feb 24, 2017 at Indiana

Wed, Mar 29, 2017 at Memphis

SEASON	W-L	DATE	RESULT	HOME	VISITOR
2003-04	1-1	3/20/04	W	Grizzlies 99	Indiana 95
		12/29/03	L	Indiana 94	Grizzlies 86
2002-03	1-1	3/21/03	L	Indiana 101	Grizzlies 92
		2/18/03 (ot)	W	Grizzlies 108	Indiana 103
2001-02	1-1	3/7/02	W	Grizzlies 122	Indiana 111
		1/30/02	L	Indiana 83	Grizzlies 82
2000-01	0-2	3/23/01	L	Indiana 95	Grizzlies 75
		12/1/00 (ot)	L	Grizzlies 76	Indiana 86
1999-00	0-2	12/1/99	L	Grizzlies 89	Indiana 96
		11/26/99	L	Indiana 105	Grizzlies 86
1998-99	0-1	2/11/99	L	Grizzlies 97	Indiana 101
		3/3/98	L	Grizzlies 103	Indiana 111
1997-98	0-2	11/27/97	L	Indiana 106	Grizzlies 85
		12/4/96	L	Grizzlies 80	Indiana 127
1996-97	0-2	11/29/96	L	Indiana 104	Grizzlies 94
		3/22/96	L	Indiana 111	Grizzlies 94
1995-96	0-2	3/8/96	L	Grizzlies 80	Indiana 94

BIGGEST WIN/WORST LOSS

	DATE	SCORE	MARGIN
Biggest Win	3/21/06	105-75	30
Worst Loss	12/4/96	80-127	47

LAST WIN/LOSS

	DATE	SCORE
Last Home Win	12/19/15	96-84
Last Home Loss	1/21/13	81-82
Last Road Win	10/29/15	112-103
Last Road Loss	11/11/13	79-95

2015-16 SEASON SERIES STATISTICS

MEMPHIS VS. INDIANA

PLAYER	G-GS	MIN	FG-FGA	PCT	3FG-FGA	PCT	FT-FTA	PCT	OFF	DEF	TOT	AST	PF-DQ	STL	TO	BLK	PTS	AVG	HI
Gasol	2-2	72	16-31	.516	0-0	---	7-9	.778	4	16	20	9	4-0	2	0	2	39	19.5	20
Conley	2-2	64	11-27	.407	2-4	.500	9-10	.900	2	6	8	18	5-0	6	5	0	33	16.5	20
Udrih	1-0	18	5-6	.833	1-2	.500	2-2	1.000	0	2	2	6	1-0	1	1	0	13	13.0	13
Barnes	2-1	60	9-21	.429	6-12	.500	1-2	.500	5	8	13	3	7-0	5	3	1	25	12.5	15
Je. Green	2-1	63	10-17	.588	2-4	.500	1-1	1.000	1	8	9	3	8-0	1	3	2	23	11.5	12
Allen	1-1	22	4-11	.364	0-1	.000	1-2	.500	4	3	7	0	5-0	4	1	0	9	9.0	9
V. Carter	1-0	22	3-5	.600	1-3	.333	2-2	1.000	0	1	1	2	1-0	1	0	1	9	9.0	9
Wright	1-0	15	4-4	1.000	0-0	---	1-2	.500	0	1	1	0	1-0	0	0	2	9	9.0	9
Randolph	2-1	44	6-15	.400	0-0	---	5-6	.833	2	8	10	2	4-0	0	2	0	17	8.5	11
Chalmers	1-0	18	3-6	.500	0-2	.000	6-8	.750	0	3	3	3	4-0	0	2	0	12	12.0	12
Lee	2-2	60	5-15	.333	0-7	.000	2-2	1.000	1	5	6	1	2-0	1	4	1	12	6.0	10
Ja. Green	2-0	21	2-7	.286	0-0	---	3-4	.750	2	6	8	0	3-0	0	2	2	7	3.5	5
GRIZZLIES	2	480	78-165	.473	12-35	.343	40-50	.800	21	67	88	47	45-0	21	25	11	208	104.0	112

INDIANA VS. MEMPHIS

PLAYER	G-GS	MIN	FG-FGA	PCT	3FG-FGA	PCT	FT-FTA	PCT	OFF	DEF	TOT	AST	PF-DQ	STL	TO	BLK	PTS	AVG	HI
George	2-2	74	13-37	.351	6-20	.300	15-16	.938	5	9	14	7	3-0	3	11	1	47	23.5	29
G. Hill	2-2	68	9-22	.409	3-11	.273	7-10	.700	1	7	8	6	5-0	2	6	0	28	14.0	20
Ellis	2-2	69	9-24	.375	1-8	.125	3-5	.600	2	2	4	4	3-0	2	4	1	22	11.0	13
Stuckey	2-0	53	7-13	.538	1-4	.250	5-7	.714	0	6	6	7	3-0	1	6	2	20	10.0	11
Mahinmi	2-2	48	7-12	.583	0-0	---	4-6	.667	4	11	15	1	8-0	1	2	1	18	9.0	11
Miles	2-1	45	6-17	.353	4-11	.364	2-3	.667	1	3	4	2	5-0	1	5	0	18	9.0	18
Turner	1-0	18	4-6	.667	0-0	---	0-2	.000	1	3	4	0	4-0	2	2	1	8	8.0	8
J. Hill	2-1	46	7-16	.438	0-0	---	0-0	---	8	11	19	1	8-0	2	1	0	14	7.0	10
Budinger	2-0	21	3-6	.500	2-4	.500	0-0	---	0	0	0	4	1-0	1	0	0	8	4.0	6
Robinson	1-0	2	1-1	1.000	0-0	---	0-0	---	0	1	1	0	0-0	0	0	0	2	2.0	2
Allen	2-0	33	1-1	1.000	0-0	---	0-0	---	1	7	8	3	2-0	0	0	0	2	1.0	2
S. Hill	1-0	1	0-0	---	0-0	---	0-0	---	0	0	0	0	0-0	0	0	0	0	0.0	0
Young	1-0	1	0-0	---	0-0	---	0-0	---	0	0	0	0	0-0	0	0	0	0	0.0	0
PACERS	2	480	67-155	.432	17-58	.293	36-49	.735	23	60	83	35	42-0	15	37	6	187	93.5	103



LOS ANGELES CLIPPERS



WESTERN CONFERENCE / PACIFIC DIVISION



Home Court: STAPLES Center – 19,060 (1999)

Office: 6951 S. Centinela Ave., Playa Vista, CA 90094

Phone: (310) 862-6000

Website: clippers.com

Owner: Steve Ballmer

President, Basketball Operations and Head Coach: Glenn “Doc” Rivers

Executive Vice President, Basketball Operations: Lawrence Frank

General Manager: Dave Wohl

Assistant General Managers: Gary Sacks, Gerald Madkins

Assistant Coaches: Mike Woodson, Sam Cassell, Brendan O’Connor, Armond Hill, Patrick Sullivan, John Welch

Director of Medical Services/Head Athletic Trainer: Jasen Powell

Communications Staff: Seth Burton, Dennis Rogers, Ta’Nisha Cooper, Steven Esparza, Aubrey Freckman, Brandon Ehrlich

Television: Prime Ticket, Ralph Lawler, Michael Smith

Radio (English): AM 570 (LA Sports), Brian Sieman

Radio (Spanish): ESPN Deportes (1330 AM), Armando Garcia

Team Colors: Red, White, Blue, Black

GRIZZLIES STREAKS

Overall: 39-40 (1-L)

Home: 24-15 (1-W) **Road:** 15-25 (3-L)

ALL-TIME SERIES

SEASON	W-L	DATE	RESULT	HOME	VISITOR
2015-16	1-2	4/12/16	L	LA Clippers 110	Grizzlies 84
		3/19/16	W	Grizzlies 113	LA Clippers 102
		11/9/15	L	LA Clippers 94	Memphis 92
2014-15	2-2	4/11/15	L	LA Clippers 94	Grizzlies 86
		2/27/15	L	Grizzlies 79	LA Clippers 97
		2/23/15	W	LA Clippers 87	Grizzlies 90
		11/23/14	W	Grizzlies 107	LA Clippers 91
2013-14	2-1	2/21/14	W	Grizzlies 102	LA Clippers 96
		12/5/13	L	Grizzlies 81	LA Clippers 101
		11/18/13	W	LA Clippers 102	Grizzlies 106
2012-13	1-3	4/13/13	L	Grizzlies 87	LA Clippers 91
		3/13/13	W	LA Clippers 85	Grizzlies 96
		1/14/13	L	Grizzlies 73	LA Clippers 99
		10/31/12	L	LA Clippers 101	Grizzlies 92
2011-12	1-2	4/9/12	W	Grizzlies 94	LA Clippers 85
		3/24/12	L	LA Clippers 101	Grizzlies 85
		1/26/12	L	LA Clippers 98	Grizzlies 91
2010-11	2-2	4/14/11	L	LA Clippers 110	Grizzlies 103
		4/5/11	L	Grizzlies 81	LA Clippers 82
		3/14/11	W	Grizzlies 105	LA Clippers 82
		12/11/10	W	LA Clippers 83	Grizzlies 84
2009-10	2-2	1/12/10	W	Grizzlies 104	LA Clippers 102
		11/29/09	L	LA Clippers 98	Grizzlies 88
		11/18/09	W	Grizzlies 106	LA Clippers 91
		11/7/09	L	LA Clippers 113	Grizzlies 110
2008-09	2-1	3/4/09	W	LA Clippers 95	Grizzlies 118
		2/6/09	L	Grizzlies 105	LA Clippers 126
		12/5/08	W	Grizzlies 91	LA Clippers 83

2016-17 SCHEDULE

Fri, Nov 4, 2016 at Memphis Wed, Jan 4, 2017 at Los Angeles
Wed, Nov 16, 2016 at Los Angeles Thu, Mar 9, 2017 at Memphis

SEASON	W-L	DATE	RESULT	HOME	VISITOR
2007-08	1-3	3/29/08	L	LA Clippers 110	Grizzlies 97
		2/20/08	L	LA Clippers 100	Grizzlies 86
		1/26/08 (ot)	W	Grizzlies 125	LA Clippers 120
		12/14/07	L	Grizzlies 91	LA Clippers 98
2006-07	0-3	1/20/07	L	LA Clippers 112	Grizzlies 91
		12/9/06	L	Grizzlies 82	LA Clippers 89
		11/29/06	L	LA Clippers 105	Grizzlies 90
2005-06	3-1	4/18/06	W	Grizzlies 101	LA Clippers 95
		3/23/06	W	Grizzlies 95	LA Clippers 85
		3/5/06	W	LA Clippers 86	Grizzlies 102
2004-05	3-1	2/10/06	L	LA Clippers 91	Grizzlies 87
		3/7/05	W	LA Clippers 102	Grizzlies 105
		2/3/05	L	Grizzlies 103	LA Clippers 106
2003-04	4-0	12/27/05	W	Grizzlies 96	LA Clippers 76
		12/19/05	W	LA Clippers 82	Grizzlies 92
		3/12/04	W	Grizzlies 98	LA Clippers 89
		3/6/04	W	LA Clippers 92	Grizzlies 98
2002-03	2-2	2/11/04	W	Grizzlies 110	LA Clippers 102
		1/11/04 (2ot)	W	LA Clippers 107	Grizzlies 108
		4/8/03	W	Grizzlies 111	LA Clippers 108
		3/30/03	L	LA Clippers 102	Grizzlies 100
2001-02	1-3	1/8/03	L	LA Clippers 103	Grizzlies 95
		1/3/03	W	Grizzlies 116	LA Clippers 111
		4/16/02	L	LA Clippers 92	Grizzlies 84
2000-01	2-2	2/25/02	L	Grizzlies 77	LA Clippers 90
		1/28/02 (ot)	W	Grizzlies 119	LA Clippers 115
		11/7/01	L	LA Clippers 108	Grizzlies 92

ALL-TIME SERIES (CONTINUED)

SEASON	W-L	DATE	RESULT	HOME	VISITOR
2000-01	2-2	4/4/01	W	Grizzlies 86	LA Clippers 78
		12/23/00	L	LA Clippers 92	Grizzlies 90
		11/16/00	L	Grizzlies 72	LA Clippers 76
		11/2/00	W	LA Clippers 91	Grizzlies 99
1999-00	3-1	2/10/00	W	LA Clippers 90	Grizzlies 112
		12/19/99	W	Grizzlies 85	LA Clippers 84
		12/13/99	L	LA Clippers 102	Grizzlies 90
		11/14/99	W	Grizzlies 109	LA Clippers 89
1998-99	3-1	4/24/99	L	LA Clippers 105	Grizzlies 96
		4/21/99	W	Grizzlies 97	LA Clippers 94
		2/16/99 (2ot)	W	LA Clippers 89	Grizzlies 93
		2/10/99	W	Grizzlies 105	LA Clippers 99

SEASON	W-L	DATE	RESULT	HOME	VISITOR
1997-98	3-1	4/7/98	W	LA Clippers 94	Grizzlies 110
		3/23/98	W	Grizzlies 106	LA Clippers 95
		1/7/98	L	LA Clippers 110	Grizzlies 102
		11/11/97	W	Grizzlies 119	LA Clippers 113
1996-97	0-4	3/25/97 (ot)	L	LA Clippers 110	Grizzlies 104
		2/26/97	L	Grizzlies 80	LA Clippers 83
		1/30/97	L	LA Clippers 100	Grizzlies 94
		11/12/96 (2ot)	L	Grizzlies 92	LA Clippers 99
1995-96	1-3	4/21/96	W	LA Clippers 101	Grizzlies 108
		1/7/96	L	Grizzlies 93	LA Clippers 101
		11/16/95	L	LA Clippers 103	Grizzlies 98
		11/10/95	L	Grizzlies 91	LA Clippers 98

BIGGEST WIN/WORST LOSS

	DATE	SCORE	MARGIN
Biggest Win	3/14/11	105-82	23 (2x)*
Worst Loss	4/12/16	84-110	26

* Most recent occurrence

LAST WIN/LOSS

	DATE	SCORE
Last Home Win	3/19/16	113-102
Last Home Loss	2/27/15	79-97
Last Road Win	2/23/15	90-87
Last Road Loss	4/12/16	84-110

2015-16 SEASON SERIES STATISTICS

MEMPHIS VS. LOS ANGELES CLIPPERS

PLAYER	G-GS	MIN	FG-FGA	PCT	3FG-FGA	PCT	FT-FTA	PCT	OFF	DEF	TOT	AST	PF-DQ	STL	TO	BLK	PTS	AVG	HI
Randolph	3-3	100	29-53	.547	0-2	.000	10-11	.909	6	18	24	16	9-0	4	3	0	68	22.7	28
Gasol	1-1	37	5-8	.625	0-0	---	8-12	.667	1	6	7	3	5-0	0	4	0	18	18.0	18
Conley	1-1	35	6-15	.400	1-5	.200	3-4	.750	3	3	6	5	0-0	1	2	0	16	16.0	16
Allen	2-2	58	10-16	.625	1-2	.500	7-11	.636	4	3	7	1	7-0	3	4	0	28	14.0	22
Stephenson	2-1	50	8-20	.400	2-2	1.000	5-7	.714	2	4	6	4	4-0	2	2	1	23	11.5	12
Martin	2-0	32	6-11	.545	0-0	---	6-7	.857	7	3	10	3	10-0	0	2	0	18	9.0	12
Munford	2-0	52	8-16	.500	0-4	.000	2-3	.667	2	4	6	5	6-0	0	4	0	18	9.0	11
McCallum	1-1	35	6-12	.500	2-5	.400	0-0	---	0	2	2	3	3-0	0	2	2	14	14.0	14
Ja. Green	3-0	69	10-23	.435	0-1	.000	4-5	.800	8	10	18	7	9-0	4	4	2	24	8.0	11
Barnes	2-1	52	5-16	.313	1-7	.143	4-6	.667	0	7	7	1	6-0	2	4	2	15	7.5	8
V. Carter	2-1	40	3-14	.214	2-5	.400	4-5	.800	0	4	4	3	1-0	1	2	0	12	6.0	9
Lee	1-1	30	2-6	.333	0-1	.000	2-2	1.000	0	2	2	5	5-0	3	1	0	6	6.0	6
Andersen	1-1	21	4-7	.571	0-2	.000	0-0	---	2	3	5	0	0-0	0	2	1	0	8.0	8
Je. Green	1-0	17	2-7	.286	0-1	.000	1-2	.500	0	3	3	0	3-0	0	2	1	5	5.0	5
Hairston	1-0	24	2-7	.286	2-5	.400	0-0	---	0	3	3	0	0-0	0	2	0	6	6.0	6
Farmar	1-1	26	2-7	.286	0-2	.000	0-0	---	2	3	5	2	1-0	1	2	0	4	4.0	4
Hollins	1-1	14	1-1	1.000	0-0	---	2-4	.500	2	1	3	0	1-0	1	0	1	4	4.0	4
Udrih	1-0	13	1-7	.143	0-1	.000	0-0	---	2	1	3	1	1-0	0	2	0	2	2.0	2
Cotton	1-0	3	0-0	---	0-0	---	0-0	---	0	0	0	0	0-0	0	0	0	0	0.0	0
Weber	1-0	11	0-2	.000	0-1	.000	0-0	---	0	1	1	1	3-0	1	0	0	0	0.0	0
GRIZZLIES	3	720	110-248	.444	11-46	.239	58-79	.734	41	81	122	60	74-0	25	43	9	289	96.3	113

LOS ANGELES CLIPPERS VS. MEMPHIS

PLAYER	G-GS	MIN	FG-FGA	PCT	3FG-FGA	PCT	FT-FTA	PCT	OFF	DEF	TOT	AST	PF-DQ	STL	TO	BLK	PTS	AVG	HIG
Griffin	2-2	61	14-29	.483	0-0	---	8-9	.889	2	17	19	6	8-0	4	4	1	36	18.0	24
Paul	3-3	91	15-33	.455	6-12	.500	15-17	.882	2	7	9	23	8-0	4	12	0	51	17.0	25
Jordan	3-3	96	15-19	.789	0-0	---	6-14	.429	6	25	31	3	11-0	2	3	8	36	12.0	16
Redick	3-3	67	12-25	.480	6-15	.400	6-6	1.000	0	2	2	4	6-0	1	4	1	36	12.0	16
Rivers	3-0	70	8-16	.500	4-9	.444	13-16	.813	1	4	5	5	5-0	2	4	0	33	11.0	14
Green	2-1	47	8-17	.471	2-5	.400	3-6	.500	2	2	4	1	3-0	1	0	0	21	10.5	13
Crawford	2-0	48	4-16	.250	2-8	.250	10-11	.909	0	4	4	2	2-0	1	2	0	20	10.0	13
Pierce	3-0	73	5-20	.250	4-15	.267	9-10	.900	0	7	7	4	7-0	2	2	0	23	7.7	12
Wilcox	2-0	6	4-4	1.000	0-0	---	1-2	.500	0	1	1	0	0-0	0	0	0	9	4.5	6
W. Johnson	3-0	38	5-10	.500	3-7	.429	0-0	---	0	4	1	0	6-0	2	2	3	13	4.3	8
Aldrich	2-0	29	2-4	.500	0-0	---	4-4	1.000	1	7	8	3	4-0	3	2	7	8	4.0	6
Mbah a Moute	3-2	31	5-8	.625	0-0	---	0-0	---	2	0	2	1	1-0	1	2	0	10	3.3	8
Stephenson	1-1	21	1-4	.250	1-2	.500	0-0	---	1	2	3	1	0-0	0	4	0	3	3.0	3
Prigioni	2-0	21	2-2	1.000	1-1	1.000	0-0	---	3	1	4	5	2-0	1	0	0	5	2.5	5
Smith	1-0	14	0-2	.000	0-0	---	2-2	1.000	0	6	6	2	1-0	0	0	3	2	2.0	2
Ayres	2-0	6	0-0	---	0-0	---	0-0	---	0	2	2	1	2-0	0	0	0	0	0.0	0
CLIPPERS	3	720	100-209	.478	29-74	.392	77-97	.794	20	91	111	61	66-0	24	43	23	306	10.2	110



LOS ANGELES LAKERS



WESTERN CONFERENCE / PACIFIC DIVISION

Home Court: STAPLES Center – 18,997 (1999)

Office: 555 N. Nash Street, El Segundo, CA 90245

Phone: (310) 426-6000

Website: lakers.com

President/Governor: Jeanie Buss

Executive Vice President of Basketball Operations/Alternate Governor: Jim Buss

General Manager: Mitch Kupchak

Head Coach: Luke Walton

Assistant Coaches: Jesse Mermuys, Mark Madsen

Athletic Trainer: Marco Nuñez

Public Relations Staff: John Black, Alison Bogli, Calder Hynes, Will Patterson, Matt Fleer

Television (English): Spectrum Sportsnet. Bill Macdonald, Stu Lantz

Television (Spanish): Spectrum Deportes. Adrian Garcia Marquez, Francisco Pinto

Radio (English): ESPNLA Radio (710 AM). John Ireland, Mychal Thompson

Radio (Spanish): ESPN Deportes (1330 AM). Fernando Gonzalez, Jose "Pepe" Mantilla

Team Colors: Purple, Gold



GRIZZLIES STREAKS

Overall: 29-49 (1-L)

Home: 17-22 (5-W) **Road:** 12-27 (1-L)

ALL-TIME SERIES

SEASON	W-L	DATE	RESULT	HOME	VISITOR
2015-16	3-1	3/22/16	L	LA Lakers 107	Grizzlies 100
		2/26/16	W	LA Lakers 95	Grizzlies 112
		2/24/16	W	Grizzlies 128	LA Lakers 119
		12/27/15	W	Grizzlies 112	LA Lakers 96
2014-15	4-0	3/6/15	W	Grizzlies 97	LA Lakers 90
		1/2/14	W	LA Lakers 106	Grizzlies 109
		11/26/14	W	LA Lakers 93	Grizzlies 99
		11/11/14	W	Grizzlies 107	LA Lakers 102
2013-14	3-1	4/13/14	W	LA Lakers 90	Grizzlies 102
		2/26/14	W	Grizzlies 108	LA Lakers 103
		12/17/13	L	Grizzlies 92	LA Lakers 96
		11/15/13	W	LA Lakers 86	Grizzlies 89
2012-13	2-1	4/5/13	L	LA Lakers 86	Grizzlies 84
		1/23/13	W	Grizzlies 106	LA Lakers 93
		11/23/12	W	Grizzlies 106	LA Lakers 98
		3/13/12 (2ot)	L	LA Lakers 96	Grizzlies 111
2011-12	1-2	3/25/12	W	LA Lakers 96	Grizzlies 102
		3/13/12 (2ot)	L	LA Lakers 111	LA Lakers 116
		1/8/12	L	LA Lakers 90	Grizzlies 82
		11/10/11	W	Grizzlies 84	LA Lakers 93
2010-11	2-2	2/7/11	L	Grizzlies 80	LA Lakers 93
		1/2/11	W	LA Lakers 85	Grizzlies 104
		11/30/10	W	Grizzlies 98	LA Lakers 96
		11/2/10	L	LA Lakers 124	Grizzlies 105
2009-10	1-2	2/23/10	L	Grizzlies 98	LA Lakers 99
		2/1/10	W	Grizzlies 95	LA Lakers 93
		11/6/09	L	LA Lakers 114	Grizzlies 98
		11/16/09	L	LA Lakers 92	Grizzlies 75
2008-09	0-4	4/12/09	L	LA Lakers 92	Grizzlies 75
		3/3/09	L	LA Lakers 99	Grizzlies 89
		1/31/09	L	Grizzlies 98	LA Lakers 115
		12/22/08	L	Grizzlies 96	LA Lakers 105

2016-17 SCHEDULE

Sat, Dec 3, 2016 at Memphis Sun, Apr 2, 2017 at Los Angeles
Tue, Jan 3, 2017 at Los Angeles

SEASON	W-L	DATE	RESULT	HOME	VISITOR
2007-08	1-2	3/28/08	W	LA Lakers 111	Grizzlies 114
		1/13/08	L	LA Lakers 100	Grizzlies 99
		1/8/08	L	Grizzlies 101	LA Lakers 117
		3/27/07	W	LA Lakers 86	Grizzlies 88
2006-07	2-2	3/22/07	L	Grizzlies 119	LA Lakers 121
		1/9/07	W	Grizzlies 128	LA Lakers 118
		11/12/06	L	LA Lakers 91	Grizzlies 81
		2/11/06	W	LA Lakers 99	Grizzlies 100
2005-06	3-1	12/28/05 (ot)	W	LA Lakers 99	Grizzlies 100
		12/14/05	L	Grizzlies 79	LA Lakers 94
		11/14/05	W	Grizzlies 85	LA Lakers 73
		4/3/05	W	Grizzlies 102	LA Lakers 82
2004-05	3-0	12/20/04	W	LA Lakers 72	Grizzlies 82
		11/10/04	W	Grizzlies 110	LA Lakers 87
		4/9/04	L	LA Lakers 103	Grizzlies 95
		1/21/04	W	Grizzlies 88	LA Lakers 82
2003-04	2-2	11/23/03	L	LA Lakers 121	Grizzlies 89
		11/10/03	W	Grizzlies 105	LA Lakers 95
		4/4/03	L	Grizzlies 101	LA Lakers 102
		3/31/03	L	LA Lakers 110	Grizzlies 94
2002-03	0-4	12/3/02	L	LA Lakers 101	Grizzlies 91
		11/29/02 (ot)	L	Grizzlies 106	LA Lakers 112
		2/1/02	L	Grizzlies 85	LA Lakers 100
		1/14/02	L	LA Lakers 120	Grizzlies 81
2001-02	1-3	12/21/01	W	Grizzlies 114	LA Lakers 108
		11/9/01	L	LA Lakers 110	Grizzlies 86

ALL-TIME SERIES (CONTINUED)

SEASON	W-L	DATE	RESULT	HOME	VISITOR
2000-01	0-4	3/3/01	L	Grizzlies 88	LA Lakers 98
		1/15/01 (ot)	L	LA Lakers 113	Grizzlies 112
		12/15/00	L	LA Lakers 98	Grizzlies 76
		11/4/00	L	Grizzlies 89	LA Lakers 98
1999-00	0-4	3/29/00	L	Grizzlies 99	LA Lakers 108
		3/1/00	L	LA Lakers 103	Grizzlies 91
		12/11/99	L	Grizzlies 94	LA Lakers 106
		11/3/99	L	LA Lakers 103	Grizzlies 88
1998-99	1-2	4/19/99	L	LA Lakers 117	Grizzlies 102
		3/29/99	L	LA Lakers 116	Grizzlies 98
		2/23/99	W	Grizzlies 93	LA Lakers 83

SEASON	W-L	DATE	RESULT	HOME	VISITOR
1997-98	0-4	4/8/98	L	LA Lakers 113	Grizzlies 102
		3/15/98	L	Grizzlies 110	LA Lakers 119
		1/6/98	L	Grizzlies 87	LA Lakers 100
		11/16/97	L	LA Lakers 121	Grizzlies 95
1996-97	0-4	3/27/97 (ot)	L	Grizzlies 98	LA Lakers 102
		2/21/97	L	LA Lakers 99	Grizzlies 91
		1/14/97	L	LA Lakers 91	Grizzlies 81
		1/5/97	L	Grizzlies 82	LA Lakers 95
1995-96	0-4	4/5/96	L	LA Lakers 104	Grizzlies 94
		2/28/96	L	Grizzlies 80	LA Lakers 99
		12/1/95	L	LA Lakers 113	Grizzlies 100
		11/17/95	L	Grizzlies 91	LA Lakers 114

BIGGEST WIN/WORST LOSS

	DATE	SCORE	MARGIN
Biggest Win	11/10/04	110-87	23
Worst Loss	1/14/02	81-120	39

LAST WIN/LOSS

	DATE	SCORE
Last Home Win	2/24/16	128-119
Last Home Loss	12/17/13	92-96
Last Road Win	2/26/16	112-95
Last Road Loss	3/22/16	100-107

2015-16 SEASON SERIES STATISTICS

MEMPHIS VS. LOS ANGELES LAKERS

PLAYER	G-GS	MIN	FG-FGA	PCT	3FG-FGA	PCT	FT-FTA	PCT	OFF	DEF	TOT	AST	PF-DQ	STL	TO	BLK	PTS	AVG	HI
Conley	3-3	82	23-35	.657	5-12	.417	9-9	1.000	1	10	11	20	3-0	6	3	0	60	20.0	24
Ja. Green	1-1	25	6-10	.600	1-3	.333	4-6	.667	3	1	4	4	2-0	0	1	1	17	17.0	17
Gasol	1-1	23	7-11	.636	0-0	---	2-2	1.000	0	3	3	6	2-0	1	0	0	16	16.0	16
Allen	2-1	51	14-18	.778	0-0	---	3-5	.600	0	6	6	5	7-0	1	6	0	31	15.5	27
Randolph	4-3	112	25-49	.510	1-3	.333	10-14	.714	5	23	28	13	10-0	5	6	1	61	15.3	16
Hairston	2-2	53	13-22	.591	9-16	.563	3-4	.750	0	6	6	2	5-0	2	3	0	38	19.0	21
Lee	1-1	24	5-7	.714	1-2	.500	2-2	1.000	1	1	2	3	1-0	1	0	0	13	13.0	13
Wright	2-1	40	10-13	.769	0-0	---	3-6	.500	6	5	11	1	6-0	0	2	4	23	11.5	15
Stephenson	3-0	70	15-34	.441	1-3	.333	7-9	.778	4	13	17	4	7-0	3	4	0	38	12.7	16
Barnes	4-4	120	15-32	.469	6-18	.333	3-5	.600	2	21	23	10	8-0	2	6	3	39	9.8	25
Ja. Green	4-1	95	15-28	.536	2-3	.667	3-6	.500	5	17	22	3	13-0	4	4	3	35	8.8	12
V. Carter	4-0	68	12-24	.500	7-13	.538	3-4	.750	5	6	11	6	6-0	2	2	1	34	8.5	19
Farmar	1-0	31	2-9	.222	2-6	.333	2-2	1.000	0	1	1	5	2-0	2	3	0	8	8.0	8
Chalmers	3-0	63	5-16	.313	1-5	.200	8-10	.800	1	7	8	17	10-0	1	5	0	19	6.3	11
Andersen	3-1	43	5-8	.625	0-1	.000	0-0	---	3	3	6	1	3-0	1	0	3	10	3.3	8
Martin	3-0	21	3-6	.500	0-0	---	2-3	.667	1	1	2	0	5-0	2	2	0	8	2.7	6
McCallum	1-1	17	0-2	.000	0-2	.000	0-0	---	0	0	0	3	2-0	0	1	0	0	0.0	0
Ennis	2-0	7	1-5	.200	0-3	.000	0-0	---	2	0	2	0	0-0	0	0	0	2	1.0	2
Hollins	1-0	4	0-0	---	0-0	---	0-0	---	0	2	2	0	1-0	0	1	0	0	0.0	0
Munford	1-0	3	0-0	---	0-0	---	0-0	---	0	0	0	0	1-0	1	1	0	0	0.0	0
Smith	1-0	7	0-1	.000	0-0	---	0-2	.000	0	2	2	0	0-0	2	2	1	0	0.0	0
GRIZZLIES	4	960	176-330	.533	36-90	.400	64-89	.719	39	128	167	103	94-0	36	53	17	452	113.0	128

LOS ANGELES LAKERS VS. MEMPHIS

PLAYER	G-GS	MIN	FG-FGA	PCT	3FG-FGA	PCT	FT-FTA	PCT	OFF	DEF	TOT	AST	PF-DQ	STL	TO	BLK	PTS	AVG	HI
Clarkson	4-4	129	27-56	.482	8-22	.364	8-9	.889	4	11	15	9	9-0	3	6	0	70	17.5	28
Bryant	3-3	83	18-47	.383	6-20	.300	10-12	.833	0	5	5	6	8-0	2	8	1	52	17.3	20
Russell	4-3	109	22-44	.500	7-18	.389	14-19	.737	1	8	9	14	6-0	3	8	0	65	16.3	22
Williams	4-1	103	15-41	.366	8-24	.333	15-17	.882	2	3	5	7	2-0	3	3	1	53	13.3	22
Randle	4-3	115	19-37	.514	1-2	.500	11-21	.524	11	37	48	6	12-0	2	7	3	50	12.5	17
Bass	4-0	81	12-19	.632	0-1	.000	12-13	.923	6	10	16	1	4-0	4	2	3	36	9.0	18
Nance	3-1	54	10-16	.625	0-0	---	2-4	.500	8	11	19	3	5-0	4	2	0	22	7.3	17
Young	3-0	53	6-20	.300	4-14	.286	5-7	.714	1	4	5	0	2-0	1	1	3	21	7.0	8
Kelly	2-0	13	3-7	.429	1-3	.333	2-2	1.000	4	0	4	2	1-0	0	1	0	9	4.5	7
Huertas	3-0	34	3-7	.429	1-2	.500	4-4	1.000	1	1	2	8	2-0	1	2	0	11	3.7	7
A. Brown	2-1	39	2-11	.182	0-3	.000	3-3	1.000	2	7	9	3	2-0	3	1	0	7	3.5	5
Hibbert	4-4	85	3-11	.273	0-0	---	8-11	.727	6	7	13	3	13-0	2	2	2	14	3.5	5
World Peace	1-0	13	1-4	.250	0-1	.000	0-0	---	0	1	1	0	4-0	1	1	0	2	2.0	2
Sacre	2-0	13	0-3	.000	0-0	---	3-4	.750	4	0	4	0	0-0	0	1	1	3	1.5	2
Black	3-0	36	1-4	.250	0-0	---	0-2	.000	5	9	14	5	6-0	1	2	1	2	0.7	2
LAKEERS	4	960	142-327	.434	36-110	.327	97-128	.758	55	114	169	67	76-0	30	53	15	417	104.3	119



MIAMI HEAT



EASTERN CONFERENCE / SOUTHEAST DIVISION



Home Court: AmericanAirlines Arena – 19,600 (2000)

Office: 601 Biscayne Blvd., Miami, FL 33132

Phone: 786-777-4328

Website: heat.com

Managing General Partner: Micky Arison

Chief Executive Officer: Nick Arison

President: Pat Riley

Senior Vice President, Basketball Operations/Assistant General Manager: Andy Elisburg

Head Coach: Erik Spoelstra

Assistant Coaches: Dan Craig, Juwan Howard, Chris Quinn, Octavio De La Grana

Head Athletic Trainer: Jay Sabol

Sports Media Relations Staff: Tim Donovan, Rob Wilson, Michael Lissack,
Nick Maiorana

Television: Fox Sports Sun. Eric Reid, Tony Fiorentino, Jason Jackson

Radio (English): The Ticket (790 AM). Mike Inglis, John Crotty, Ron Rothstein

Radio (Spanish): WAQI (710 AM). José Pañeda, Joe Pujala

Team Colors: Red, Yellow, Black, White

GRIZZLIES STREAKS

Overall: 18-21 (1-W)

Home: 11-8 (5-W) **Road:** 7-13 (1-L)

ALL-TIME SERIES

SEASON	W-L	DATE	RESULT	HOME	VISITOR
2015-16	1-1	12/29/15 (ot)	W	Grizzlies 99	Miami 90
		12/13/15	L	Miami 100	Grizzlies 97
2014-15	2-0	12/27/14	W	Miami 95	Grizzlies 103
		12/7/14	W	Grizzlies 103	Miami 87
2013-14	1-1	4/9/14	W	Grizzlies 107	Miami 102
		3/21/14	L	Miami 91	Grizzlies 86
2012-13	1-1	3/1/13	L	Miami 98	Grizzlies 91
		11/11/12	W	Grizzlies 104	Miami 86
2011-12	1-0	4/6/12	W	Miami 82	Grizzlies 97
2010-11	1-1	3/12/11	L	Miami 118	Grizzlies 85
		11/20/10	W	Grizzlies 97	Miami 95
2009-10	1-1	2/19/10 (2ot)	L	Grizzlies 87	Miami 100
		12/13/09	W	Miami 90	Grizzlies 118
2008-09	1-1	3/23/09	L	Miami 94	Grizzlies 82
		12/14/08	W	Grizzlies 102	Miami 86
2007-08	2-0	4/11/08	W	Miami 91	Grizzlies 96
		1/6/08	W	Grizzlies 101	Miami 94
2006-07	0-2	12/16/06	L	Miami 98	Grizzlies 90
		12/2/06	L	Grizzlies 97	Miami 98
2005-06	0-2	1/24/06	L	Miami 94	Grizzlies 82
		11/2/05	L	Grizzlies 78	Miami 97
2004-05	1-1	4/8/05	W	Grizzlies 97	Miami 81
		12/10/04	L	Miami 92	Grizzlies 84
2003-04	1-1	12/19/03	W	Grizzlies 97	Miami 83
		12/12/03	L	Miami 91	Grizzlies 88
2002-03	2-0	2/28/03 (ot)	W	Grizzlies 126	Miami 116
		12/10/02	W	Miami 96	Grizzlies 107

2016-17 SCHEDULE

Fri, Nov 25, 2016 at Memphis

Sat, Nov 26, 2016 at Miami

SEASON	W-L	DATE	RESULT	HOME	VISITOR
2001-02	1-1	3/9/02	L	Grizzlies 88	Miami 93
		12/28/01	W	Miami 86	Grizzlies 91
2000-01	0-2	3/17/01	L	Miami 95	Grizzlies 81
		1/19/01	L	Grizzlies 86	Miami 97
1999-00	1-1	1/16/00	L	Grizzlies 83	Miami 94
		1/4/00	W	Miami 87	Grizzlies 91
1998-99	---	No games			
1997-98	0-2	3/18/98	L	Miami 94	Grizzlies 91
		1/11/98	L	Grizzlies 90	Miami 96
1996-97	0-2	3/14/97	L	Miami 88	Grizzlies 82
		11/20/96	L	Grizzlies 75	Miami 94
1995-96	1-1	1/13/96	W	Grizzlies 69	Miami 65
		11/25/95	L	Miami 111	Grizzlies 91

BIGGEST WIN/WORST LOSS

	DATE	SCORE	MARGIN
Biggest Win	12/13/09	118-90	28
Worst Loss	3/12/11	85-118	33

LAST WIN/LOSS

	DATE	SCORE
Last Home Win	12/29/15	99-90 (ot)
Last Home Loss	2/19/10	87-100 (2ot)
Last Road Win	12/27/14	103-95
Last Road Loss	12/13/15	97-100

2015-16 SEASON SERIES STATISTICS

MEMPHIS VS. MIAMI

PLAYER	G-GS	MIN	FG-FGA	PCT	3FG-FGA	PCT	FT-FTA	PCT	OFF	DEF	TOT	AST	PF-DQ	STL	TO	BLK	PTS	AVG	HI
Je. Green	2-2	82	18-37	.486	2-9	.222	4-4	1.000	3	6	9	7	3-0	0	5	1	42	21.0	26
Gasol	2-2	81	13-28	.464	0-0	---	9-11	.818	2	13	15	10	4-0	0	4	4	35	17.5	23
Randolph	2-1	59	13-19	.684	0-0	---	3-4	.750	2	11	13	7	2-0	0	2	0	29	14.5	17
Barnes	1-1	37	5-9	.556	3-7	.429	0-0	---	1	12	13	4	3-0	2	3	1	13	13.0	13
Conley	2-2	64	9-23	.391	2-5	.400	5-5	1.000	0	4	4	9	5-0	4	3	1	25	12.5	16
Chalmers	2-0	45	8-18	.444	2-6	.333	6-7	.857	2	3	5	6	8-0	1	2	0	24	12.0	12
Lee	2-2	65	7-13	.538	2-4	.500	2-3	.667	1	4	5	3	4-0	4	0	0	18	9.0	9
Allen	1-0	36	3-8	.375	0-0	---	0-0	---	5	2	7	0	3-0	2	1	1	6	6.0	6
Ja. Green	2-0	16	2-6	.333	0-1	.000	0-0	---	4	2	6	0	3-0	0	0	0	4	2.0	4
Hollins	1-0	9	0-0	---	0-0	---	0-0	---	1	0	1	1	4-0	1	1	1	0	0.0	0
V. Carter	1-0	9	0-3	.000	0-2	.000	0-0	---	0	1	1	1	0-0	0	0	0	0	0.0	0
GRIZZLIES	2	505	78-164	.476	11-34	.324	29-34	.853	21	58	79	48	39-0	14	24	9	196	98.0	99

MIAMI VS. MEMPHIS

PLAYER	G-GS	MIN	FG-FGA	PCT	3FG-FGA	PCT	FT-FTA	PCT	OFF	DEF	TOT	AST	PF-DQ	STL	TO	BLK	PTS	AVG	HI
Bosh	2-2	75	16-31	.516	6-10	.600	6-7	.857	0	9	9	3	3-0	1	2	0	44	22.0	22
Wade	2-2	68	16-34	.471	0-0	---	1-5	.200	4	5	9	7	4-0	3	4	0	33	16.5	19
Johnson	1-0	31	4-8	.500	3-6	.500	2-2	1.000	1	3	4	3	2-0	0	0	0	13	13.0	13
Dragic	2-2	76	10-24	.417	1-8	.125	3-5	.600	1	5	6	13	4-0	2	9	0	24	12.0	16
Deng	2-2	70	8-18	.444	3-10	.300	2-2	1.000	1	8	9	5	4-0	1	1	0	21	10.5	15
Green	2-0	53	6-16	.375	3-11	.273	4-5	.800	0	5	5	0	2-0	2	1	0	19	9.5	16
Winslow	1-0	26	2-6	.333	2-5	.400	2-2	1.000	0	2	2	3	1-0	2	1	1	8	8.0	8
Whiteside	2-2	65	6-9	.667	0-0	---	2-5	.400	6	16	22	1	9-1	2	4	5	14	7.0	9
Stoudemire	1-0	13	1-2	.500	0-0	---	4-6	.667	2	1	3	2	2-0	0	1	1	6	6.0	6
Udrih (MIA)	2-0	22	2-7	.286	0-1	.000	2-2	1.000	0	4	4	3	4-0	1	1	0	6	3.0	6
Haslem	1-0	7	1-1	1.000	0-0	---	0-0	---	0	0	0	1	2-0	0	0	0	2	2.0	2
HEAT	2	505	72-156	.462	18-51	.353	28-41	.683	15	58	73	41	37-1	14	26	7	190	95.0	100



MILWAUKEE BUCKS



EASTERN CONFERENCE / CENTRAL DIVISION



Home Court: BMO Harris Bradley Center – 18,717 (1988)

Office: 1001 N. Fourth St., Milwaukee, WI 53203

Phone: (414) 227-0500

Website: bucks.com

Owners: Wes Edens, Marc Lasry, Jamie Dinan

General Manager: John Hammond

Assistant General Manager: Justin Zanik

Head Coach: Jason Kidd

Assistant Coaches: Joe Prunty, Eric Hughes, Greg Foster, Sean Sweeney, Stacey Augmon

Director of Performance: Troy Flanagan

Head Athletic Trainer: Scott Faust

Public Relations Staff: Dan Smyczek, Mark Rosenberg, Erika Johnson, Eric Kohlbeck

Television: Fox Sports Wisconsin. Jim Paschke, Gus Johnson, Marques Johnson, Jon McGlocklin

Radio: 620 WTMJ. Ted Davis, Dennis Krause

Team Colors: Good Land Green, Cream City Cream, Great Lakes Blue, Bucks Black

GRIZZLIES STREAKS

Overall: 20-19 (1-L)

Home: 11-8 (5-W) **Road:** 9-11 (2-L)

ALL-TIME SERIES

SEASON	W-L	DATE	RESULT	HOME	VISITOR
2015-16	1-1	3/17/16	L	Milwaukee 96	Grizzlies 86
		1/28/16	W	Grizzlies 103	Milwaukee 83
2014-15	1-1	3/14/15	W	Grizzlies 96	Milwaukee 83
		11/8/14	L	Milwaukee 93	Grizzlies 92
2013-14	2-0	2/1/14	W	Grizzlies 99	Milwaukee 90
		1/15/14	W	Milwaukee 77	Grizzlies 82
2012-13	2-0	12/19/12	W	Grizzlies 90	Milwaukee 80
		11/7/12	W	Milwaukee 90	Grizzlies 108
2011-12	1-0	3/31/12	W	Milwaukee 95	Grizzlies 99
		2/11/11	W	Grizzlies 89	Milwaukee 86
2010-11	2-0	2/11/11	W	Grizzlies 81	Milwaukee 86
		1/22/11	W	Milwaukee 89	Grizzlies 94
2009-10	0-2	3/28/10 (ot)	L	Milwaukee 108	Grizzlies 103
		11/21/09	L	Grizzlies 98	Milwaukee 103
2008-09	1-1	4/4/09	W	Milwaukee 102	Grizzlies 107
		11/14/08 (ot)	L	Grizzlies 96	Milwaukee 101
2007-08	0-2	2/5/08	L	Grizzlies 97	Milwaukee 102
		11/14/07	L	Milwaukee 102	Grizzlies 99
2006-07	0-2	12/27/06	L	Grizzlies 96	Milwaukee 112
		12/8/06	L	Milwaukee 100	Grizzlies 94
2005-06	1-1	4/7/06	W	Grizzlies 100	Milwaukee 90
		2/4/06	L	Milwaukee 88	Grizzlies 78
2004-05	2-0	4/1/05	W	Milwaukee 82	Grizzlies 93
		1/15/05	W	Grizzlies 101	Milwaukee 82
2003-04	1-1	2/27/04	L	Milwaukee 106	Grizzlies 104
		2/6/04	W	Grizzlies 105	Milwaukee 85
2002-03	2-0	2/16/03	W	Milwaukee 95	Grizzlies 101
		12/20/02	W	Grizzlies 95	Milwaukee 84

2016-17 SCHEDULE

Sat, Nov 12, 2016 at Milwaukee

Mon, Mar 13, 2017 at Memphis

SEASON	W-L	DATE	RESULT	HOME	VISITOR
2001-02	0-2	2/7/02	L	Milwaukee 107	Grizzlies 103
		12/18/01	L	Grizzlies 105	Milwaukee 114
2000-01	1-1	2/23/01	L	Milwaukee 93	Grizzlies 81
		1/7/01	W	Grizzlies 120	Milwaukee 117
1999-00	1-1	2/19/00	W	Milwaukee 100	Grizzlies 111
		1/31/00	L	Grizzlies 87	Milwaukee 92
1998-99	---	No games			
1997-98	1-1	11/26/97	L	Milwaukee 101	Grizzlies 82
		11/15/97	W	Grizzlies 109	Milwaukee 94
1996-97	0-2	4/1/97	L	Grizzlies 91	Milwaukee 102
		11/6/96	L	Milwaukee 105	Grizzlies 89
1995-96	1-1	1/22/96	W	Milwaukee 92	Grizzlies 100
		12/3/95	L	Grizzlies 95	Milwaukee 109

BIGGEST WIN/WORST LOSS

	DATE	SCORE	MARGIN
Biggest Win	1/28/16	103-83	20 (2x)*
Worst Loss	11/26/97	82-101	19

* Most recent occurrence

LAST WIN/LOSS

	DATE	SCORE
Last Home Win	1/28/16	103-83
Last Home Loss	11/21/09	98-103
Last Road Win	1/15/14	82-77
Last Road Loss	3/17/16	86-96

2015-16 SEASON SERIES STATISTICS

MEMPHIS VS. MILWAUKEE

PLAYER	G-GS	MIN	FG-FGA	PCT	3FG-FGA	PCT	FT-FTA	PCT	OFF	DEF	TOT	AST	PF-DQ	STL	TO	BLK	PTS	AVG	HI
Je. Green	1-0	32	9-15	.600	3-6	.500	0-0	---	1	4	5	1	3-0	0	2	0	21	21.0	21
Barnes	2-1	60	11-26	.423	7-17	.412	4-6	.667	1	10	11	5	5-0	2	8	3	33	16.5	20
Gasol	1-1	28	7-11	.636	0-0	---	1-2	.500	1	7	8	4	2-0	4	1	0	15	15.0	15
Allen	2-2	62	10-20	.500	0-1	.000	6-6	1.000	4	7	11	2	7-0	2	0	1	26	13.0	13
Lee	1-1	24	5-10	.500	2-5	.400	1-1	1.000	0	0	0	1	2-0	0	0	1	13	13.0	13
Randolph	1-1	20	3-8	.375	0-0	---	2-2	1.000	1	2	3	0	1-0	1	1	0	8	8.0	8
Stephenson	1-1	38	8-21	.381	0-1	.000	3-3	1.000	1	6	7	6	4-0	1	3	0	19	19.0	19
Chalmers	1-0	27	1-4	.250	1-2	.500	4-4	1.000	1	3	4	10	4-0	0	2	0	7	7.0	7
Hairston	2-2	41	5-13	.385	2-6	.333	2-4	.500	2	3	5	2	2-0	0	1	0	14	7.0	11
Ja. Green	2-1	42	5-15	.333	0-0	---	1-1	1.000	5	1	6	2	2-0	1	1	1	11	5.5	11
Hollins	2-1	43	4-9	.444	0-0	---	3-4	.750	5	9	14	1	5-0	0	2	1	11	5.5	6
Conley	1-1	24	1-8	.125	0-5	.000	3-3	1.000	0	1	1	9	1-0	1	1	0	5	5.0	5
Martin	1-0	18	2-7	.286	0-0	---	1-2	.500	2	1	3	1	2-0	0	2	0	5	5.0	5
Stepheson	1-0	11	2-4	.500	0-0	---	0-0	---	3	1	4	0	1-0	0	0	1	4	4.0	4
V. Carter	1-0	9	1-2	.500	0-1	.000	1-1	1.000	1	0	1	0	0-0	0	0	0	3	3.0	3
McCallum	1-0	15	2-5	.400	0-1	.000	0-0	---	0	1	1	0	0-0	0	2	0	4	4.0	4
Mumford	1-0	11	0-3	.000	0-1	.000	2-2	1.000	0	1	1	0	2-0	2	1	0	2	2.0	2
Weber	1-0	15	1-4	.250	0-1	.000	0-0	---	1	3	4	2	1-0	1	0	0	2	2.0	2
GRIZZLIES	2	480	72-172	.419	13-41	.317	32-37	.865	27	57	84	44	42-0	15	27	8	189	94.5	103

MILWAUKEE VS. MEMPHIS

PLAYER	G-GS	MIN	FG-FGA	PCT	3FG-FGA	PCT	FT-FTA	PCT	OFF	DEF	TOT	AST	PF-DQ	STL	TO	BLK	PTS	AVG	HI
Monroe	2-2	52	13-19	.684	0-0	---	9-12	.750	2	15	17	2	1-0	0	6	1	35	17.5	21
Middleton	2-2	61	10-31	.323	3-10	.300	2-2	1.000	5	1	6	8	4-0	5	4	1	25	12.5	15
Cunningham	1-0	15	4-5	.800	1-1	1.000	3-4	.750	0	1	1	1	2-0	0	1	1	12	12.0	12
Antetokounmpo	2-2	65	8-19	.421	0-1	.000	6-8	.750	4	9	13	14	6-0	1	5	3	22	11.0	15
Carter-Williams	1-1	27	4-7	.571	0-2	.000	2-2	1.000	1	5	6	1	2-0	0	3	0	10	10.0	10
Inglis	1-0	22	3-5	.600	0-2	.000	4-4	1.000	0	5	5	2	0-0	0	0	3	10	10.0	10
Bayless	2-1	44	5-12	.417	2-6	.333	7-9	.778	0	4	4	5	3-0	1	3	1	19	9.5	10
Ennis	2-0	29	7-13	.538	0-1	.000	3-3	1.000	1	5	6	3	3-0	1	0	0	17	8.5	13
Plumlee	2-0	41	7-10	.700	0-0	---	1-2	.500	4	8	12	2	3-0	3	1	5	15	7.5	9
Parker	2-2	57	5-16	.313	0-1	.000	4-6	.667	4	7	11	0	3-0	1	0	1	14	7.0	7
Vaughn	2-0	42	3-13	.231	1-9	.111	0-0	---	0	4	4	0	3-0	1	2	1	7	3.5	5
Henson	1-0	14	1-2	.500	0-0	---	1-2	.500	2	0	2	0	1-0	2	1	4	3	3.0	3
Novak	1-0	5	1-4	.250	1-2	.500	0-0	---	0	1	1	0	1-0	0	0	0	3	3.0	3
Copeland	1-0	7	0-3	.000	0-3	.000	2-2	1.000	0	0	0	1	1-0	0	1	0	2	2.0	2
O'Bryant	2-0	20	0-4	.000	0-0	---	0-0	---	2	2	4	0	1-0	0	0	0	0	0.0	0
BUCKS	2	480	66-154	.429	6-35	.171	41-52	.788	25	65	90	38	31-0	15	28	20	179	89.5	96



MINNESOTA TIMBERWOLVES



WESTERN CONFERENCE / NORTHWEST DIVISION



Home Court: Target Center – 19,356 (1990)
Office: 600 Hennepin Ave. Suite 300, Minneapolis, MN 55403
Phone: (612)-673-1600
Website: timberwolves.com

Owner: Glen Taylor
Chief Executive Officer: Ethan Casson
President: Chris Wright
President of Basketball Operations/Head Coach: Tom Thibodeau
Assistant Coaches: Andy Greer, Ed Pinckney, Ryan Saunders, Rick Brunson
General Manager: Scott Layden
Director of Medical Operations/Head Athletic Trainer: Gregg Farnam
Communications Staff: Brad Ruitter, Aaron Seehusen, Dan Bell, Alex King, Kirsten Wenker

Television: Fox Sports North. Dave Benz, Jim Petersen
Radio: WCCO AM 830. Alan Horton
Team Colors: Blue, Green, Silver, Black

GRIZZLIES STREAKS

Overall: 35-45 (1-L)
Home: 20-20 (1-L) **Road:** 15-25 (1-L)

ALL-TIME SERIES

SEASON	W-L	DATE	RESULT	HOME	VISITOR
2015-16	2-2	3/16/16	L	Grizzlies 108	Minnesota 114
		2/19/16	W	Grizzlies 109	Minnesota 104
		1/23/16	L	Minnesota 106	Grizzlies 101
		11/15/15	W	Minnesota 106	Grizzlies 114
2014-15	2-1	2/28/15	W	Minnesota 97	Grizzlies 101
		2/6/15	L	Minnesota 90	Grizzlies 89
		10/29/14	W	Grizzlies 105	Minnesota 101
2013-14	2-2	4/2/14	L	Minnesota 102	Grizzlies 88
		3/24/14	W	Grizzlies 109	Minnesota 92
		1/31/14	W	Minnesota 90	Grizzlies 94
		12/15/13	L	Grizzlies 93	Minnesota 101
2012-13	3-0	3/30/13	W	Minnesota 86	Grizzlies 99
		3/18/13	W	Minnesota 77	Grizzlies 104
		2/10/13	W	Grizzlies 105	Minnesota 88
2011-12	4-0	4/17/12	W	Minnesota 84	Grizzlies 91
		3/27/12	W	Grizzlies 93	Minnesota 86
		2/8/12	W	Grizzlies 85	Minnesota 80
		1/4/12	W	Minnesota 86	Grizzlies 90
2010-11	4-0	4/2/11	W	Grizzlies 106	Minnesota 89
		2/23/11	W	Minnesota 95	Grizzlies 104
		2/2/11	W	Minnesota 84	Grizzlies 102
		10/30/10	W	Grizzlies 109	Minnesota 89
2009-10	3-1	2/6/10	L	Minnesota 109	Grizzlies 102
		1/15/10	W	Grizzlies 135	Minnesota 110
		12/2/09	W	Minnesota 95	Grizzlies 97
		11/14/09	W	Grizzlies 97	Minnesota 87
2008-09	0-3	3/11/09	L	Minnesota 104	Grizzlies 79
		1/6/09	L	Grizzlies 87	Minnesota 94
		12/29/08 (ot)	L	Minnesota 108	Grizzlies 98

2016-17 SCHEDULE

Wed, Oct 26, 2016 at Memphis Sat, Nov 19, 2016 at Memphis
Tue, Nov 1, 2016 at Minnesota Sat, Feb 4, 2017 at Minnesota

SEASON	W-L	DATE	RESULT	HOME	VISITOR
2007-08	2-2	4/12/08	L	Grizzlies 105	Minnesota 114
		4/6/08	W	Minnesota 101	Grizzlies 113
		3/19/08	L	Minnesota 98	Grizzlies 94
		12/1/07	W	Grizzlies 109	Minnesota 80
2006-07	2-1	4/18/07	W	Minnesota 94	Grizzlies 116
		2/9/07 (ot)	W	Grizzlies 105	Minnesota 97
		1/12/07	L	Grizzlies 110	Minnesota 116
2005-06	3-1	4/19/06 (2ot)	W	Minnesota 92	Grizzlies 102
		4/11/06	W	Grizzlies 92	Minnesota 76
		2/26/06	L	Minnesota 105	Grizzlies 99
		1/25/06	W	Grizzlies 107	Minnesota 87
2004-05	3-1	3/18/05	W	Grizzlies 88	Minnesota 83
		2/8/05	W	Grizzlies 108	Minnesota 96
		1/1/05	W	Minnesota 95	Grizzlies 104
		11/26/04	L	Minnesota 115	Grizzlies 90
2003-04	1-3	4/14/04	L	Grizzlies 90	Minnesota 107
		4/4/04	L	Minnesota 90	Grizzlies 82
		2/8/04	W	Minnesota 98	Grizzlies 99
		11/28/04	L	Grizzlies 98	Minnesota 102
2002-03	0-4	4/16/03	L	Grizzlies 87	Minnesota 95
		3/18/03	L	Minnesota 96	Grizzlies 80
		11/19/02 (ot)	L	Minnesota 110	Grizzlies 106
		11/15/02	L	Grizzlies 95	Minnesota 99
2001-02	0-4	4/3/02	L	Minnesota 92	Grizzlies 81
		3/21/02	L	Grizzlies 93	Minnesota 95
		12/6/01	L	Grizzlies 80	Minnesota 105
		11/2/01	L	Minnesota 111	Grizzlies 102
2000-01	1-3	4/10/01	L	Grizzlies 91	Minnesota 104
		2/18/01	W	Minnesota 102	Grizzlies 110
		1/21/01	L	Grizzlies 94	Minnesota 96
		11/22/00	L	Minnesota 101	Grizzlies 100

ALL-TIME SERIES (CONTINUED)

SEASON	W-L	DATE	RESULT	HOME	VISITOR
1999-00	0-4	4/14/00	L	Grizzlies 94	Minnesota 104
		2/18/00	L	Minnesota 103	Grizzlies 91
		11/27/99	L	Minnesota 113	Grizzlies 82
		11/21/99	L	Grizzlies 81	Minnesota 105
1998-99	1-3	4/16/99	L	Minnesota 89	Grizzlies 75
		3/18/99	W	Grizzlies 86	Minnesota 81
		3/4/99	L	Grizzlies 93	Minnesota 102
		2/19/99	L	Minnesota 115	Grizzlies 96
1997-98	0-4	3/21/98	L	Minnesota 102	Grizzlies 88
		1/29/98	L	Grizzlies 106	Minnesota 112
		11/29/97	L	Minnesota 106	Grizzlies 87
		11/7/97	L	Grizzlies 97	Minnesota 108

SEASON	W-L	DATE	RESULT	HOME	VISITOR
1996-97	0-4	3/19/97	L	Minnesota 95	Grizzlies 72
		2/19/97	L	Grizzlies 73	Minnesota 84
		2/6/97	L	Minnesota 103	Grizzlies 86
		1/23/97	L	Grizzlies 106	Minnesota 95
1995-96	2-2	4/3/96	W	Grizzlies 105	Minnesota 103
		3/17/96	L	Minnesota 90	Grizzlies 85
		11/28/95	L	Minnesota 121	Grizzlies 98
		11/5/95 (ot)	W	Grizzlies 100	Minnesota 98

BIGGEST WIN/WORST LOSS

	DATE	SCORE	MARGIN
Biggest Win	12/1/07	109-80	29
Worst Loss	11/27/99	82-113	31

LAST WIN/LOSS

	DATE	SCORE
Last Home Win	2/19/16	109-104
Last Home Loss	3/16/16	108-114
Last Road Win	11/15/15	114-106
Last Road Loss	1/23/16	101-106

2015-16 SEASON SERIES STATISTICS

MEMPHIS VS. MINNESOTA

PLAYER	G-GS	MIN	FG-FGA	PCT	3FG-FGA	PCT	FT-FTA	PCT	OFF	DEF	TOT	AST	PF-DQ	STL	TO	BLK	PTS	AVG	HI
Conley	3-3	95	19-42	.452	6-12	.500	10-13	.769	2	9	11	20	7-0	5	5	0	54	18.0	25
Gasol	2-2	69	14-22	.636	0-0	---	5-6	.833	1	8	9	5	5-0	0	6	3	33	16.5	17
Je. Green	2-1	62	12-25	.480	1-5	.200	7-7	1.000	3	3	6	6	2-0	2	6	0	32	16.0	21
Chalmers	3-0	72	10-18	.556	5-7	.714	20-22	.909	1	5	6	12	11-0	3	7	2	45	15.0	19
Randolph	3-3	84	17-31	.548	0-2	.000	4-6	.667	5	17	22	3	6-0	1	3	1	38	12.7	17
Martin	1-0	24	5-9	.556	0-1	.000	2-3	.667	3	5	8	1	1-0	0	0	1	12	12.0	12
Weber	1-1	34	6-13	.462	0-1	.000	0-0	---	1	2	3	4	3-0	1	2	1	12	12.0	12
V. Carter	2-0	43	7-15	.467	5-11	.455	4-4	1.000	1	4	5	0	5-0	3	1	1	23	11.5	15
Ja. Green	4-2	97	17-35	.486	2-4	.500	7-9	.778	14	19	33	6	8-0	4	5	4	43	10.8	18
Stephenson	1-0	36	8-18	.444	0-2	.000	8-9	.889	4	7	11	7	4-0	0	1	0	24	24.0	24
Barnes	4-3	119	13-46	.283	5-19	.263	7-9	.778	7	12	19	10	12-0	4	6	4	38	9.5	14
Allen	3-3	69	11-20	.550	0-4	.000	5-6	.833	0	6	6	5	8-0	3	4	1	27	9.0	10
Hollins	2-1	44	8-12	.667	0-0	---	1-2	.500	7	0	7	2	5-0	2	3	2	17	8.5	12
Lee	2-1	52	6-12	.500	3-3	1.000	0-0	---	1	8	9	0	3-0	2	0	1	15	7.5	8
McCallum	1-0	16	2-5	.400	2-4	.500	0-0	---	0	0	0	1	1-0	0	1	0	6	6.0	6
Wright	1-0	17	3-4	.750	0-0	---	0-0	---	1	1	2	0	1-0	1	0	0	6	6.0	6
Hairston	1-0	7	1-3	.333	0-2	.000	0-0	---	0	0	0	0	1-0	0	1	0	2	2.0	2
Andersen	1-0	11	2-2	1.000	0-0	---	0-0	---	1	2	3	0	0-0	0	1	1	4	4.0	4
Ennis	1-0	4	0-0	---	0-0	---	1-2	.500	0	0	0	0	0-0	1	0	0	1	1.0	1
Stepheson	1-0	5	0-0	---	0-0	---	0-0	---	0	1	1	0	1-0	0	0	0	0	0.0	0
GRIZZLIES	4	960	161-332	.485	29-77	.377	81-98	.827	52	109	161	82	84-0	32	57	22	432	108.0	114

MINNESOTA VS. MEMPHIS

PLAYER	G-GS	MIN	FG-FGA	PCT	3FG-FGA	PCT	FT-FTA	PCT	OFF	DEF	TOT	AST	PF-DQ	STL	TO	BLK	PTS	AVG	H
LaVine	4-3	103	28-50	.560	15-24	.625	9-10	.900	1	9	10	8	15-0	4	8	1	80	20.0	28
Wiggins	4-4	136	27-47	.574	3-8	.375	19-20	.950	1	10	11	8	6-0	2	7	4	76	19.0	21
Towns	4-4	138	20-40	.500	1-5	.200	16-17	.941	11	32	43	11	14-0	4	12	5	57	14.3	18
Muhammad	4-0	87	18-39	.462	3-11	.273	8-10	.800	6	7	13	1	2-0	0	3	0	47	11.8	25
Rubio	3-3	92	5-18	.278	2-9	.222	23-26	.885	3	8	11	32	11-0	4	6	1	35	11.7	15
Martin	3-0	45	9-22	.409	5-9	.556	8-8	1.000	2	6	8	4	5-0	2	6	0	31	10.3	12
Dieng	4-2	112	13-25	.520	0-1	.000	13-14	.929	7	22	29	10	10-0	3	10	6	39	9.8	15
Miller	1-0	34	4-8	.500	0-1	.000	0-0	---	1	2	3	8	4-0	3	2	0	8	8.0	8
Jones	2-0	33	4-7	.571	1-2	.500	6-8	.750	0	0	0	7	1-0	1	3	2	15	7.5	10
Garrett	2-2	33	5-6	.833	0-0	---	0-0	---	0	5	5	4	2-0	3	0	0	10	5.0	8
Pekovic	1-0	13	2-5	.400	0-0	---	1-2	.500	0	0	0	1	1-0	0	0	0	5	5.0	5
Prince	3-2	60	6-12	.500	0-0	---	2-2	1.000	2	2	4	4	3-0	2	0	0	14	4.7	6
Smith	1-0	13	2-4	.500	0-0	---	0-0	---	0	2	2	0	3-0	0	0	0	4	4.0	4
Bjelica	2-0	46	2-9	.222	0-6	.000	2-2	1.000	1	2	3	1	8-0	0	2	0	6	3.0	4
Rudez	1-0	7	1-3	.333	1-3	.333	0-0	---	0	1	1	2	2-0	0	0	1	3	3.0	3
Payne	1-0	10	1-0	.000	0-1	.000	0-0	---	0	3	3	1	3-0	1	1	1	0	0.0	0
TIMBERWOLVES	4	960	146-296	.493	31-80	.388	107-119	.899	35	111	146	102	90-0	29	64	21	430	107.5	114



NEW ORLEANS PELICANS



WESTERN CONFERENCE / SOUTHWEST DIVISION



Home Court: Smoothie King Center – 16,867 (1999)

Office: 5800 Airline Drive, Metairie, LA 70003

Phone: (504) 593-4700

Website: pelicans.com

Owner: Tom Benson

Executive Officer: Gayle Benson

President: Dennis Lauscha

Executive Vice President: Mickey Loomis

General Manager: Dell Demps

Head Coach: Alvin Gentry

Associate Head Coach: Darren Erman

Assistant Coaches: Phil Weber, Robert Pack, Fred Vinson, Kevin Hanson

Head Athletic Trainer: Duane Brooks

Communications Staff: Greg Bensel, Matt Ryan, Will McClaran, Chris Trahant, Doug Miller

Television: Fox Sports New Orleans. Joel Meyers, David Wesley, Jen Hale

Radio: WRNO (99.5 FM). Sean Kelley, John DeShazier

Team Colors: Blue, Gold, Red

GRIZZLIES STREAKS

Overall: 24-28 (5-W)

Home: 15-11 (4-W) **Road:** 9-17 (2-W)

ALL-TIME SERIES

SEASON	W-L	DATE	RESULT	HOME	VISITOR
2015-16	4-0	3/11/16 (ot)	W	Grizzlies 121	New Orleans 114
		2/1/16	W	New Orleans 95	Grizzlies 110
		1/18/16	W	Grizzlies 101	New Orleans 99
		12/1/15	W	New Orleans 104	Grizzlies 113
2014-15	2-2	4/8/15	W	Grizzlies 110	New Orleans 74
		3/7/15	L	New Orleans 95	Grizzlies 89
		1/9/15	L	New Orleans 106	Grizzlies 95
		11/3/14	W	Grizzlies 93	New Orleans 81
2013-14	1-3	3/12/14	W	New Orleans 88	Grizzlies 90
		1/20/14	L	Grizzlies 92	New Orleans 95
		12/13/13	L	New Orleans 104	Grizzlies 98
		11/6/13	L	Grizzlies 84	New Orleans 99
2012-13	2-2	3/22/13	L	New Orleans 90	Grizzlies 83
		3/9/13	W	Grizzlies 96	New Orleans 85
		1/27/13	L	Grizzlies 83	New Orleans 91
		12/7/12	W	New Orleans 96	Grizzlies 89
2011-12	3-1	4/18/12	W	Grizzlies 103	New Orleans 91
		4/15/12	L	New Orleans 88	Grizzlies 75
		1/18/12	W	New Orleans 87	Grizzlies 93
		1/14/12	W	Grizzlies 108	New Orleans 99
2010-11	2-2	4/10/11	W	Grizzlies 111	New Orleans 89
		4/1/11	W	New Orleans 81	Grizzlies 93
		3/4/11	L	Grizzlies 91	New Orleans 98
		1/19/11 (ot)	L	New Orleans 103	Grizzlies 102
2009-10	2-2	4/2/10	W	Grizzlies 107	New Orleans 96
		3/3/10	W	New Orleans 100	Grizzlies 104
		1/30/10 (ot)	L	Grizzlies 102	New Orleans 109
		1/20/10	L	New Orleans 113	Grizzlies 111

2016-17 SCHEDULE

Wed, Nov 2, 2016 at Memphis
Mon, Dec 5, 2016 at New Orleans

Wed, Feb 15, 2017 at Memphis
Tue, Mar 21, 2017 at New Orleans

SEASON	W-L	DATE	RESULT	HOME	VISITOR
2008-09	1-3	3/20/09	L	New Orleans 96	Grizzlies 84
		2/9/09	W	Grizzlies 85	New Orleans 80
		12/16/08	L	Grizzlies 84	New Orleans 91
		12/6/08	L	New Orleans 106	Grizzlies 87
2007-08	0-4	2/9/08	L	New Orleans 112	Grizzlies 99
		12/26/07	L	Grizzlies 98	New Orleans 116
		12/7/07 (ot)	L	New Orleans 118	Grizzlies 116
		11/16/07 (ot)	L	Grizzlies 103	New Orleans 120
2006-07	1-3	3/20/07	L	Grizzlies 103	NOK 114
		2/13/07	W	Grizzlies 108	NOK 104
		2/10/07	L	NOK 114	Grizzlies 99
		12/22/06 (ot)	L	NOK 100	Grizzlies 97
2005-06	1-3	3/31/06	L	NOK 107	Grizzlies 102
		1/28/06	L	Grizzlies 86	NOK 95
		1/18/06	L	NOK 87	Grizzlies 79
		12/6/05	W	Grizzlies 89	NOK 73
2004-05	3-1	3/26/05	L	Grizzlies 85	New Orleans 96
		3/16/05	W	New Orleans 82	Grizzlies 88
		1/31/05	W	New Orleans 91	Grizzlies 98
		1/7/05	W	Grizzlies 84	New Orleans 76
2003-04	1-1	2/28/04	W	Grizzlies 97	New Orleans 92
		12/20/03	L	New Orleans 94	Grizzlies 89
2002-03	1-1	2/21/03 (ot)	L	New Orleans 125	Grizzlies 123
		1/6/03	W	Grizzlies 106	New Orleans 102

BIGGEST WIN/WORST LOSS

	DATE	SCORE	MARGIN
Biggest Win	4/8/15	110-74	36
Worst Loss	3/31/96	88-121	33

LAST WIN/LOSS

	DATE	SCORE
Last Home Win	3/11/16	121-114 (ot)
Last Home Loss	1/20/14	92-95
Last Road Win	2/1/16	110-95
Last Road Loss	3/7/15	89-95

2015-16 SEASON SERIES STATISTICS

MEMPHIS VS. NEW ORLEANS

PLAYER	G-GS	MIN	FG-FGA	PCT	3FG-FGA	PCT	FT-FTA	PCT	OFF	DEF	TOT	AST	PF-DQ	STL	TO	BLK	PTS	AVG	HI
Gasol	3-3	114	24-47	.511	0-0	---	20-26	.769	4	22	26	19	8-0	2	9	7	68	22.7	38
Stephenson	1-0	38	12-20	.600	1-2	.500	8-12	.667	0	7	7	4	3-0	2	1	1	33	33.0	33
Barnes	3-1	99	18-39	.462	7-18	.389	12-12	1.000	3	17	20	14	12-0	2	1	0	55	18.3	26
Ja. Green	3-1	91	16-36	.444	4-9	.444	10-11	.909	2	15	17	4	6-0	4	1	1	46	15.3	24
Randolph	3-3	83	19-38	.500	0-1	.000	6-7	.857	9	17	26	2	6-0	2	3	0	44	14.7	22
Conley	3-3	80	16-29	.552	5-10	.500	6-6	1.000	0	7	7	23	5-0	1	3	1	43	14.3	17
Lee	3-2	94	15-29	.517	3-7	.429	3-4	.750	3	6	9	2	6-0	2	2	2	36	12.0	16
Weber	1-1	40	4-6	.667	0-0	---	2-2	1.000	1	4	5	7	2-0	1	2	1	10	10.0	10
Chalmers	3-0	65	7-10	.700	1-2	.500	8-10	.800	1	7	8	13	9-0	2	7	0	23	7.7	11
Ja. Green	4-1	60	13-21	.619	0-0	---	4-5	.800	6	9	15	3	8-0	1	3	2	30	7.5	21
Hairston	1-0	24	4-10	.400	0-1	.000	0-1	.000	1	3	4	1	5-0	1	1	0	8	8.0	8
Martin	1-0	21	3-9	.333	0-0	---	0-2	.000	0	2	2	2	1-0	2	0	1	6	6.0	6
V. Carter	4-0	51	7-12	.583	4-7	.571	2-2	1.000	1	11	12	3	5-0	1	1	0	20	5.0	13
Allen	4-4	107	8-23	.348	0-2	.000	3-4	.750	5	14	19	5	15-1	7	4	0	19	4.8	8
Hollins	2-1	18	2-3	.667	0-0	---	0-2	.000	1	1	2	0	4-0	0	2	3	4	2.0	4
McCallum	2-0	7	0-1	.000	0-0	---	0-0	---	0	2	2	0	1-0	0	0	0	0	0.0	0
GRIZZLIES	4	985	168-332	.506	25-59	.424	84-106	.792	37	142	179	102	95-1	30	41	19	445	111.3	121

NEW ORLEANS VS. MEMPHIS

PLAYER	G-GS	MIN	FG-FGA	PCT	3FG-FGA	PCT	FT-FTA	PCT	OFF	DEF	TOT	AST	PF-DQ	STL	TO	BLK	PTS	AVG	HI
Davis	4-4	162	29-64	.453	2-6	.333	26-36	.722	8	36	44	9	8-0	7	8	14	86	21.5	25
Evans	1-1	31	7-12	.583	2-5	.400	4-4	1.000	2	3	5	10	0-0	0	1	1	20	20.0	20
Holiday	4-2	123	26-61	.426	5-17	.294	16-20	.800	0	9	9	27	9-0	1	14	3	73	18.3	34
Anderson	4-0	126	23-56	.411	7-19	.368	10-13	.769	12	17	29	6	6-0	2	7	0	63	15.8	24
Cole	3-2	91	17-39	.436	5-13	.385	5-8	.625	1	5	6	12	7-0	3	5	0	44	14.7	23
Dejean-Jones	1-1	24	3-7	.429	1-3	.333	2-2	1.000	3	2	5	1	0-0	2	0	0	9	9.0	9
Douglas	2-1	54	7-21	.333	3-12	.250	1-4	.250	1	7	8	7	9-1	4	2	0	18	9.0	12
Gordon	2-1	57	4-12	.333	2-7	.286	8-8	1.000	0	3	3	7	5-0	1	4	1	18	9.0	10
Cunningham	4-2	94	10-21	.476	3-10	.300	5-6	.833	3	7	10	2	11-0	3	2	7	28	7.0	17
Ajinca	3-1	34	8-12	.667	0-0	---	1-2	.500	3	9	12	1	8-0	0	0	0	17	5.7	10
Gee	4-2	103	6-12	.500	2-4	.500	2-4	.500	2	9	11	2	8-0	2	4	0	16	4.0	8
Smith	1-0	14	1-2	.500	0-0	---	2-2	1.000	0	1	1	1	1-0	0	2	0	4	4.0	4
Asik	4-3	58	7-13	.538	0-0	---	0-2	.000	8	11	19	0	7-0	0	0	0	14	3.5	8
Babbitt	1-0	11	1-3	.333	0-0	---	0-0	---	1	2	3	1	4-0	0	0	0	2	2.0	2
Johnson	1-0	5	0-4	.000	0-0	---	0-0	---	0	1	1	0	1-0	0	0	0	0	0.0	0
PELICANS	4	985	149-339	.440	32-96	.333	82-111	.739	44	122	166	86	84-1	25	51	26	412	103.0	114



NEW YORK KNICKS



EASTERN CONFERENCE / ATLANTIC DIVISION



Home Court: Madison Square Garden – 19,033 (1968)

Office: Two Pennsylvania Plaza, New York, NY 10121

Phone: (212) 465-6471

Website: nyknicks.com

Executive Chairman, The Madison Square Garden Company: James L. Dolan

President: Phil Jackson

Head Coach: Jeff Hornacek

Associate Head Coach: Kurt Rambis

Assistant Coaches: Howard Easley, Corey Gaines, Joshua Longstaff, Jerry Sichting

Head Athletic Trainer: Roger Hinds

Public Relations Staff: Jonathan Supranowitz, Gregg Schwartz, Derek Lapinski, Shakeemah Simmons

Television: MSG Network, Mike Breen, Walt Frazier

Radio: ESPN Radio 98.7 FM, Mike Crispino, Brendan Brown

Team Colors: Orange, Blue, White

GRIZZLIES STREAKS

Overall: 20-19 (6-W)

Home: 11-9 (5-W) **Road:** 9-10 (3-W)

ALL-TIME SERIES

SEASON	W-L	DATE	RESULT	HOME	VISITOR
2015-16	2-0	2/5/16	W	New York 85	Grizzlies 91
		1/16/16	W	Grizzlies 103	New York 95
2014-15	2-0	3/23/15	W	New York 82	Grizzlies 103
		1/5/15	W	Grizzlies 105	New York 83
2013-14	2-0	2/18/14	W	Grizzlies 98	New York 93
		12/21/13	W	New York 87	Grizzlies 95
2012-13	1-1	3/27/13	L	New York 108	Grizzlies 101
		11/16/12	W	Grizzlies 105	New York 95
2011-12	1-0	1/12/12	W	Grizzlies 94	New York 83
		3/17/11	L	New York 120	Grizzlies 99
2010-11	0-2	3/9/11	L	Grizzlies 108	New York 110
		3/12/10	W	Grizzlies 119	New York 112
2009-10	2-0	2/27/10	W	New York 109	Grizzlies 120
		1/23/09	L	New York 108	Grizzlies 88
2008-09	0-2	11/12/08	L	Grizzlies 103	New York 132
		4/2/08	W	Grizzlies 130	New York 114
2007-08	2-0	3/21/08	W	New York 106	Grizzlies 120
		12/4/06	L	New York 98	Grizzlies 90
2006-07	0-2	11/1/06 (3ot)	L	Grizzlies 117	New York 118
		3/24/06	W	New York 75	Grizzlies 91
2005-06	2-0	3/1/06	W	Grizzlies 101	New York 99
		12/7/04	W	Grizzlies 96	New York 88
2004-05	1-1	12/1/04	L	New York 90	Grizzlies 82
		3/24/04	W	New York 97	Grizzlies 111
2003-04	1-1	12/26/03	L	Grizzlies 94	New York 98
		3/11/03	W	New York 85	Grizzlies 87
2002-03	1-1	1/31/03	L	Grizzlies 102	New York 108
		3/19/02	L	Grizzlies 92	New York 101
2001-02	1-1	12/20/01	W	New York 88	Grizzlies 90

2016-17 SCHEDULE

Sat, Oct 29, 2016 at New York

Fri, Apr 7, 2017 at Memphis

SEASON	W-L	DATE	RESULT	HOME	VISITOR
2000-01	1-1	3/29/01	W	Grizzlies 89	New York 68
		11/27/00	L	New York 97	Grizzlies 72
1999-00	0-2	3/31/00	L	Grizzlies 83	New York 89
		3/7/00	L	New York 111	Grizzlies 86
1998-99	---	No games			
		3/27/98 (ot)	L	Grizzlies 89	New York 97
1997-98	0-2	11/23/97	L	New York 104	Grizzlies 84
		3/18/97	L	New York 98	Grizzlies 73
1996-97	0-2	11/10/96	L	Grizzlies 82	New York 101
		1/20/96	W	Grizzlies 84	New York 80
1995-96	1-1	11/19/95	L	New York 98	Grizzlies 93

BIGGEST WIN/WORST LOSS

	DATE	SCORE	MARGIN
Biggest Win	1/5/15	105-83	22
Worst Loss	11/12/08	103-132	29

LAST WIN/LOSS

	DATE	SCORE
Last Home Win	1/16/16	103-95
Last Home Loss	3/9/11	108-110
Last Road Win	2/5/16	91-85
Last Road Loss	3/27/13	101-108

2015-16 SEASON SERIES STATISTICS

MEMPHIS VS. NEW YORK

PLAYER	G-GS	MIN	FG-FGA	PCT	3FG-FGA	PCT	FT-FTA	PCT	OFF	DEF	TOT	AST	PF-DQ	STL	TO	BLK	PTS	AVG	H
Gasol	2-2	72	20-40	.500	0-0	---	7-8	.875	1	14	15	4	6-0	1	4	4	47	23.5	37
Je. Green	2-0	59	12-25	.480	1-5	.200	9-10	.900	1	6	7	5	3-0	1	0	0	34	17.0	18
Randolph	2-2	51	11-22	.500	0-1	.000	2-3	.667	5	5	10	1	3-0	1	1	0	24	12.0	14
Chalmers	2-1	45	7-13	.538	2-3	.667	4-4	1.000	1	4	5	8	6-0	2	2	1	20	10.0	12
Conley	1-1	31	2-9	.222	0-3	.000	4-4	1.000	0	2	2	9	1-0	1	1	0	8	8.0	8
Hollins	1-0	17	2-2	1.000	0-0	---	4-4	1.000	1	1	2	1	1-0	0	1	1	8	8.0	8
Allen	2-2	52	5-11	.455	1-1	1.000	3-6	.500	3	9	12	1	3-0	1	2	1	14	7.0	7
Barnes	2-0	48	4-12	.333	2-6	.333	4-4	1.000	2	14	16	6	7-0	1	2	1	14	7.0	12
V. Carter	2-0	29	5-11	.455	0-3	.000	1-2	.500	1	3	4	0	2-0	1	2	0	11	5.5	9
Lee	2-2	48	3-9	.333	2-5	.400	1-1	1.000	0	0	0	4	2-0	1	1	1	9	4.5	6
Williams	1-0	20	1-3	.333	1-1	1.000	1-2	.500	1	3	4	2	1-0	0	0	0	4	4.0	4
Ja. Green	1-0	7	0-1	.000	0-0	---	1-2	.500	1	3	4	0	2-0	0	1	1	1	1.0	1
GRIZZLIES	2	480	72-158	.456	9-28	.321	41-50	.820	17	64	81	41	37-0	10	18	10	194	97.0	103

NEW YORK VS. MEMPHIS

PLAYER	G-GS	MIN	FG-FGA	PCT	3FG-FGA	PCT	FT-FTA	PCT	OFF	DEF	TOT	AST	PF-DQ	STL	TO	BLK	PTS	AVG	HI
Porzingis	2-2	67	13-24	.542	4-8	.500	4-5	.800	3	11	14	2	6-0	2	4	6	34	17.0	17
Calderon	2-2	67	11-22	.500	3-9	.333	1-1	1.000	0	11	11	10	3-0	1	5	0	26	13.0	18
Afflalo	2-2	78	7-26	.269	3-11	.273	8-8	1.000	0	8	8	5	5-0	0	3	2	25	12.5	14
O'Quinn	2-0	31	7-12	.583	0-1	.000	5-6	.833	1	7	8	0	5-0	0	2	0	19	9.5	15
Thomas	1-0	17	3-6	.500	1-1	1.000	2-2	1.000	0	1	1	1	1-0	0	0	0	9	9.0	9
Galloway	2-2	71	6-21	.286	1-7	.143	2-2	1.000	5	9	14	8	4-0	0	1	0	15	7.5	11
Lopez	2-2	45	7-13	.538	0-0	---	1-2	.500	5	7	12	0	7-0	0	4	2	15	7.5	9
Williams	2-0	42	5-13	.385	0-2	.000	5-7	.714	2	4	6	1	2-0	2	0	0	15	7.5	13
Vujacic	2-0	18	3-6	.500	3-6	.500	4-4	1.000	1	3	4	3	4-0	0	1	0	13	6.5	10
Grant	2-0	34	1-9	.111	0-4	.000	3-4	.750	2	1	3	5	3-0	1	1	1	5	2.5	5
Seraphin	2-0	7	2-5	.400	0-0	---	0-0	---	1	1	2	0	1-0	0	1	1	4	2.0	2
Amundson	1-0	4	0-0	---	0-0	---	0-0	---	0	0	0	0	2-0	0	0	0	0	0.0	0
KNICKS	2	480	65-157	.414	15-49	.306	35-41	.854	20	63	83	35	43-0	6	26	12	180	90.0	95



OKLAHOMA CITY THUNDER



WESTERN CONFERENCE / NORTHWEST DIVISION



Home Court: Chesapeake Energy Arena – 18,203 (2008)

Office: 208 Thunder Dr., Oklahoma City, OK 73102

Phone: (405) 208-4800

Website: okcthunder.com

Chairman: Clayton I. Bennett

Executive Vice President and General Manager: Sam Presti

Assistant General Manager/Vice President: Troy Weaver

Assistant General Manager/Legal and Administration: Michael Winger

Head Coach: Billy Donovan

Assistant Coaches: Mark Bryant, Vin Bhavnani, Maurice Cheeks, Anthony Grant, Adrian Griffin, Royal Ivey, Darko Rajakovic

Head Athletic Trainer: Joe Sharpe

Communications Staff: Matt Tumbleson, Michael Ravina, John Read

Television: Fox Sports Oklahoma. Brian Davis, Michael Cage, Lesley McCaslin

Radio (English): WWLS 98.1 FM/640 AM. Matt Pinto

Radio (Spanish): WKY 930 AM. Eleno Ormales

Team Colors: Blue, Red, Yellow, Dark Blue

GRIZZLIES STREAKS

Overall: 25-53 (1-L)

Home: 16-24 (3-L) **Road:** 9-29 (1-L)

ALL-TIME SERIES

SEASON	W-L	DATE	RESULT	HOME	VISITOR
2015-16	1-2	1/6/16	L	OKC 112	Grizzlies 94
		12/8/15	L	Grizzlies 88	OKC 125
		11/16/15	W	Grizzlies 122	OKC 114
2014-15	3-1	4/3/15	W	Grizzlies 100	OKC 92
		2/11/15	L	OKC 105	Grizzlies 89
		1/31/15	W	Grizzlies 85	OKC 74
		11/7/14	W	OKC 89	Grizzlies 91
2013-14	1-3	2/28/14	L	OKC 113	Grizzlies 107
		2/3/14	L	OKC 86	Grizzlies 77
		1/14/14	W	Grizzlies 90	OKC 87
		12/11/13	L	Grizzlies 100	OKC 116
2012-13	2-1	3/20/13 (ot)	W	Grizzlies 90	OKC 89
		1/31/13	L	OKC 106	Grizzlies 89
		11/14/12	W	OKC 97	Grizzlies 107
2011-12	1-3	4/2/12	W	OKC 88	Grizzlies 94
		2/3/12	L	OKC 101	Grizzlies 94
		1/10/12	L	Grizzlies 95	OKC 100
		12/28/11	L	Grizzlies 95	OKC 98
2010-11	3-1	3/7/11	W	Grizzlies 107	OKC 101
		2/8/11 (ot)	W	OKC 101	Grizzlies 105
		1/8/11	L	OKC 109	Grizzlies 100
		1/4/11	W	Grizzlies 110	OKC 105
2009-10	1-2	4/14/10	L	OKC 114	Grizzlies 105
		1/22/10	W	Grizzlies 86	OKC 84
		12/11/09	L	Grizzlies 94	OKC 102
2008-09	1-3	2/28/09	L	Grizzlies 92	OKC 99
		1/28/09 (ot)	L	OKC 114	Grizzlies 102
		12/10/08	W	OKC 102	Grizzlies 108
		11/29/08	L	Grizzlies 103	OKC 111

2016-17 SCHEDULE

Thu, Dec 29, 2016 at Memphis Fri, Feb 3, 2017 at Oklahoma City
Wed, Jan 11, 2017 at Oklahoma City Wed, Apr 5, 2017 at Memphis

SEASON	W-L	DATE	RESULT	HOME	VISITOR
2007-08	3-1	2/19/08	L	Seattle 108	Grizzlies 101
		1/18/08	W	Grizzlies 124	Seattle 100
		11/19/07	W	Grizzlies 125	Seattle 108
		11/7/07	W	Seattle 98	Grizzlies 105
2006-07	1-2	3/30/07	L	Seattle 120	Grizzlies 93
		2/20/07	L	Seattle 121	Grizzlies 105
		12/18/06 (2ot)	W	Grizzlies 134	Seattle 126
2005-06	3-1	3/28/06	L	Grizzlies 97	Seattle 98
		3/8/06	W	Seattle 74	Grizzlies 99
		12/31/05	W	Seattle 96	Grizzlies 100
		11/8/05	W	Grizzlies 94	Seattle 69
2004-05	0-3	3/29/05	L	Grizzlies 99	Seattle 102
		11/24/04	L	Grizzlies 84	Seattle 93
		11/14/04	L	Seattle 118	Grizzlies 113
2003-04	1-3	3/18/04	L	Grizzlies 94	Seattle 97
		1/9/04	L	Seattle 122	Grizzlies 116
		12/30/03	L	Grizzlies 99	Seattle 105
		11/21/03	W	Seattle 97	Grizzlies 98
2002-03	1-3	3/28/03	L	Seattle 95	Grizzlies 71
		1/25/03	L	Grizzlies 83	Seattle 95
		1/17/03 (ot)	L	Seattle 103	Grizzlies 97
		11/27/02	W	Grizzlies 117	Seattle 99
2001-02	0-4	4/17/02	L	Seattle 109	Grizzlies 94
		3/27/02	L	Seattle 96	Grizzlies 82
		3/3/02	L	Grizzlies 71	Seattle 96
		1/6/02	L	Grizzlies 77	Seattle 89
2000-01	1-3	2/5/01	L	Seattle 95	Grizzlies 82
		1/12/01	L	Seattle 115	Grizzlies 102
		12/13/00	L	Grizzlies 93	Seattle 94
		10/31/00	W	Grizzlies 94	Seattle 88

ALL-TIME SERIES (CONTINUED)

SEASON	W-L	DATE	RESULT	HOME	VISITOR
1999-00	0-4	3/16/00	L	Seattle 117	Grizzlies 103
		3/13/00	L	Grizzlies 103	Seattle 113
		12/18/99	L	Seattle 112	Grizzlies 89
		11/18/99	L	Grizzlies 108	Seattle 110
1998-99	1-2	4/23/99	L	Grizzlies 84	Seattle 97
		4/9/99	W	Grizzlies 98	Seattle 93
		3/16/99	L	Seattle 87	Grizzlies 85
1997-98	0-4	4/14/98	L	Seattle 110	Grizzlies 98
		4/3/98	L	Grizzlies 98	Seattle 138
		1/4/98	L	Grizzlies 108	Seattle 120
		11/19/97	L	Seattle 107	Grizzlies 87

SEASON	W-L	DATE	RESULT	HOME	VISITOR
1996-97	0-4	3/23/97	L	Grizzlies 92	Seattle 106
		1/20/97	L	Seattle 112	Grizzlies 96
		1/3/97	L	Grizzlies 94	Seattle 108
		11/17/96	L	Seattle 91	Grizzlies 81
1995-96	1-3	2/18/96	L	Grizzlies 109	Seattle 118
		12/21/95	L	Seattle 92	Grizzlies 68
		12/19/95	W	Grizzlies 94	Seattle 93
		11/11/95	L	Seattle 117	Grizzlies 81

BIGGEST WIN/WORST LOSS

	DATE	SCORE	MARGIN
Biggest Win	3/8/06	99-74	25 (2x)*
Worst Loss	4/3/98	98-138	40

* Most recent occurrence

LAST WIN/LOSS

	DATE	SCORE
Last Home Win	11/16/15	122-114
Last Home Loss	12/8/15	88-125
Last Road Win	11/7/14	91-89
Last Road Loss	1/6/16	94-112

2015-16 SEASON SERIES STATISTICS

MEMPHIS VS. OKLAHOMA CITY

PLAYER	G-GS	MIN	FG-FGA	PCT	3FG-FGA	PCT	FT-FTA	PCT	OFF	DEF	TOT	AST	PF-DQ	STL	TO	BLK	PTS	AVG	HI
Chalmers	3-0	83	20-40	.500	8-16	.500	23-29	.793	1	11	12	11	9-0	5	5	1	71	23.7	29
Je. Green	3-3	89	12-35	.343	4-6	.667	11-11	1.000	3	10	13	6	3-0	4	4	1	39	13.0	20
Gasol	3-3	82	13-33	.394	0-0	---	10-10	1.000	3	11	14	9	8-0	0	7	2	36	12.0	17
Conley	2-2	53	8-20	.400	4-8	.500	2-3	.667	1	3	4	15	2-0	3	1	0	22	11.0	22
Randolph	3-2	85	12-39	.308	0-0	---	9-10	.900	11	15	26	2	5-0	2	3	0	33	11.0	12
Ja. Green	3-0	67	9-19	.474	1-1	1.000	6-8	.750	4	7	11	0	8-0	2	1	2	25	8.3	11
Barnes	3-1	67	9-16	.563	3-10	.300	2-4	.500	3	1	4	0	11-0	2	6	1	23	7.7	13
Hollins	1-0	12	3-3	1.000	0-0	---	1-1	1.000	1	2	3	1	1-0	0	0	2	7	7.0	7
Allen	3-3	71	8-17	.471	0-0	---	2-3	.667	4	4	8	5	9-0	6	2	0	18	6.0	8
V. Carter	2-0	34	4-10	.400	1-4	.250	2-2	1.000	1	2	3	4	4-0	0	0	1	11	5.5	7
Lee	3-1	69	6-22	.273	1-7	.143	2-2	1.000	0	5	5	2	3-0	2	4	2	15	5.0	9
Smith	2-0	9	1-1	1.000	0-0	---	2-2	1.000	0	3	3	3	0-0	0	0	0	4	2.0	4
GRIZZLIES	3	720	105-255	.412	22-52	.423	72-85	.847	32	74	106	58	63-0	26	34	12	304	101.3	122

OKLAHOMA CITY VS. MEMPHIS

PLAYER	G-GS	MIN	FG-FGA	PCT	3FG-FGA	PCT	FT-FTA	PCT	OFF	DEF	TOT	AST	PF-DQ	STL	TO	BLK	PTS	AVG	HI
Durant	2-2	64	20-32	.625	6-8	.750	12-12	1.000	4	23	27	9	2-0	4	6	1	58	29.0	32
Westbrook	3-3	93	25-43	.581	6-12	.500	17-21	.810	4	12	16	37	5-0	7	14	0	73	24.3	40
Ibaka	3-3	88	19-37	.514	3-7	.429	1-5	.200	2	16	18	0	7-0	0	6	4	42	14.0	18
Walters	3-0	95	16-31	.516	4-9	.444	5-7	.714	1	7	8	6	2-0	2	7	0	41	13.7	15
Kanter	3-0	54	11-20	.550	0-1	.000	9-11	.818	5	15	20	2	7-0	0	2	0	31	10.3	16
Augustin	2-0	39	6-13	.462	4-7	.571	2-2	1.000	1	1	2	4	7-0	2	0	0	18	9.0	13
Adams	3-3	66	7-14	.500	0-0	---	10-16	.625	11	6	17	2	11-1	1	5	4	24	8.0	14
Morrow	3-1	66	7-12	.583	3-5	.600	7-7	1.000	3	6	9	3	3-0	1	1	0	24	8.0	14
Roberson	2-2	37	5-11	.455	0-3	.000	3-4	.750	1	5	6	0	3-0	2	1	1	13	6.5	10
Payne	3-0	36	6-12	.500	4-6	.667	0-0	---	0	5	5	6	6-0	0	2	0	16	5.3	8
Novak	1-0	5	1-4	.250	1-2	.500	0-0	---	0	1	1	0	1-0	0	0	0	3	3.0	3
Collison	3-0	49	1-8	.125	0-1	.000	2-2	1.000	3	9	12	3	7-0	1	1	5	4	1.3	2
Singler	3-1	25	2-10	.200	0-6	.000	0-0	---	0	1	1	1	7-0	1	1	0	4	1.3	2
McGary	1-0	2	0-1	.000	0-0	---	0-0	---	0	0	0	0	0-0	0	0	0	0	0.0	0
THUNDER	3	720	126-248	.508	31-67	.463	68-87	.782	35	107	142	73	68-1	21	47	15	351	117.0	125



ORLANDO MAGIC



EASTERN CONFERENCE / SOUTHEAST DIVISION



Home Court: Amway Center – 18,846 (2010)
Office: 8701 Maitland Summit Blvd., Orlando, FL 32810
Phone: (407) 916-2400
Website: orlandomagic.com

Senior Chairman: Rich DeVos
Chairman: Dan DeVos
Chief Executive Officer: Alex Martins
General Manager: Rob Hennigan
Vice President/Assistant General Manager: Scott Perry
Assistant General Manager: Matt Lloyd
Head Coach: Frank Vogel
Assistant Coaches: Chad Forcier, Corliss Williamson, David Adelman
Assistant Coach/Player Development: Jay Hernandez
Athletic Trainer: Keon Weise
Strength and Conditioning Coach: Bill Burgos
Communications Staff: Joel Glass, George Galante, Trish Wingerson, Melanie Curtsinger
Television: Fox Sports Florida. David Steele, Jeff Turner
Radio (English): ESPN 580 Orlando (580 AM). Dennis Neumann, Richie Aduabato
Radio (Spanish): Salsa WNUE-FM (98.1 FM). Joey Colon
Team Colors: Blue, Silver, Black

GRIZZLIES STREAKS

Overall: 21-18 (1-L)
Home: 14-6 (8-W) **Road:** 7-12 (1-L)

ALL-TIME SERIES

SEASON	W-L	DATE	RESULT	HOME	VISITOR
2015-16	1-1	4/3/16	L	Orlando 119	Grizzlies 107
		1/25/16 (ot)	W	Grizzlies 108	Orlando 102
2014-15	2-0	1/26/15	W	Orlando 94	Grizzlies 103
		1/16/15	W	Grizzlies 106	Orlando 96
2013-14	2-0	2/12/14	W	Orlando 86	Grizzlies 81
		12/9/13	W	Grizzlies 94	Orlando 85
2012-13	2-0	3/3/13	W	Orlando 82	Grizzlies 108
		2/22/13	W	Grizzlies 88	Orlando 82
2011-12	1-0	4/26/12	W	Grizzlies 108	Orlando 76
		1/31/11	W	Grizzlies 100	Orlando 97
2010-11	1-1	11/15/10	L	Orlando 89	Grizzlies 72
		4/4/10	L	Orlando 107	Grizzlies 92
2009-10	1-1	1/25/10	W	Grizzlies 99	Orlando 94
		4/8/09	L	Orlando 81	Grizzlies 78
2008-09	1-1	10/31/08	W	Grizzlies 86	Orlando 84
		1/23/08	L	Grizzlies 85	Orlando 112
2007-08	1-1	12/15/07	W	Orlando 119	Grizzlies 123
		4/7/07	L	Orlando 116	Grizzlies 89
2006-07	1-1	11/20/06	W	Grizzlies 95	Orlando 86
		12/2/05	W	Grizzlies 91	Orlando 69
2005-06	2-0	11/4/05	W	Orlando 85	Grizzlies 94
		1/25/05	W	Grizzlies 95	Orlando 83
2004-05	1-1	12/4/04	L	Orlando 96	Grizzlies 91

2016-17 SCHEDULE

Thu, Dec 1, 2016 at Memphis Mon, Dec 26, 2016 at Orlando

SEASON	W-L	DATE	RESULT	HOME	VISITOR
2003-04	2-0	1/3/04	W	Grizzlies 112	Orlando 103
		11/12/03	W	Orlando 97	Grizzlies 107
2002-03	2-0	3/24/03	W	Orlando 104	Grizzlies 110
		12/27/02	W	Grizzlies 99	Orlando 86
2001-02	0-2	1/19/02	L	Grizzlies 103	Orlando 119
		12/3/01	L	Orlando 113	Grizzlies 71
2000-01	0-2	3/16/01	L	Orlando 103	Grizzlies 99
		12/17/00	L	Grizzlies 91	Orlando 101
1999-00	0-2	1/22/00	L	Grizzlies 82	Orlando 85
		1/5/00	L	Orlando 116	Grizzlies 96
1998-99	---	No games			
		3/17/98	L	Orlando 99	Grizzlies 92
1997-98	0-2	12/3/97	L	Grizzlies 97	Orlando 101
		3/16/97	L	Orlando 100	Grizzlies 89
1996-97	1-1	12/13/96	W	Grizzlies 95	Orlando 93
		3/15/96 (ot)	L	Grizzlies 87	Orlando 92
1995-96	0-2	11/22/95	L	Orlando 95	Grizzlies 93

BIGGEST WIN/WORST LOSS

	DATE	SCORE	MARGIN
Biggest Win	12/2/05	91-69	22
Worst Loss	12/3/01	71-113	42

LAST WIN/LOSS

	DATE	SCORE
Last Home Win	1/25/16	108-102 (ot)
Last Home Loss	1/23/08	85-112
Last Road Win	1/26/15	103-94
Last Road Loss	4/3/16	107-119

2015-16 SEASON SERIES STATISTICS

MEMPHIS VS. ORLANDO

PLAYER	G-GS	MIN	FG-FGA	PCT	3FG-FGA	PCT	FT-FTA	PCT	OFF	DEF	TOT	AST	PF-DQ	STL	TO	BLK	PTS	AVG	HI
Je. Green	1-0	31	11-18	.611	2-6	.333	6-8	.750	2	6	8	1	1-0	2	2	1	30	30.0	30
Gasol	1-1	42	7-20	.350	0-0	---	3-4	.750	2	3	5	5	2-0	4	1	2	17	17.0	17
Randolph	2-2	66	13-31	.419	1-2	.500	6-10	.600	6	14	20	8	5-0	0	3	0	33	16.5	18
Lee	1-1	34	6-12	.500	3-6	.500	1-2	.500	0	0	0	2	1-0	0	1	1	16	16.0	16
Barnes	2-1	54	9-22	.409	5-13	.385	3-3	1.000	3	7	10	3	6-0	0	4	1	26	13.0	24
Conley	1-1	39	4-13	.308	1-3	.333	3-4	.750	1	5	6	9	1-0	2	1	1	12	12.0	12
Ja. Green	1-0	30	5-9	.556	0-0	---	1-4	.250	3	7	10	3	4-0	0	0	1	11	11.0	11
Hairston	2-2	40	8-16	.500	4-9	.444	1-1	1.000	1	2	3	1	3-0	4	2	0	21	10.5	14
Munford	1-0	34	4-8	.500	1-1	1.000	1-2	.500	0	2	2	1	3-0	2	3	0	10	10.0	10
Allen	2-2	54	9-17	.529	0-2	.000	1-3	.333	7	11	18	2	4-0	4	2	0	19	9.5	10
Stephenson	1-0	23	4-11	.364	0-0	---	3-4	.750	0	4	4	3	1-0	0	1	1	11	11.0	11
Martin	1-0	16	1-3	.333	0-0	---	5-6	.833	2	4	6	1	2-0	0	1	0	7	7.0	7
V. Carter	2-0	29	6-10	.600	1-2	.500	0-1	.000	0	4	4	2	2-0	1	1	0	13	6.5	13
Andersen	1-1	16	1-3	.333	0-1	.000	0-0	---	2	1	3	0	2-0	0	0	0	2	2.0	2
Cotton	1-0	1	1-1	1.000	0-0	---	0-0	---	0	0	0	0	0-0	0	0	0	2	2.0	2
Farmar	1-1	14	1-5	.200	0-3	.000	0-0	---	0	0	0	3	1-0	1	2	0	2	2.0	2
Hollins	2-0	8	2-3	.667	0-0	---	0-0	---	1	2	3	0	0-0	0	0	1	4	2.0	4
McCallum	2-1	28	1-5	.200	0-2	.000	2-2	1.000	0	5	5	2	1-0	0	1	1	4	2.0	4
Chalmers	1-0	14	0-3	.000	0-0	---	0-0	---	1	0	1	4	2-0	0	2	0	0	0.0	0
GRIZZLIES	2	505	84-189	.444	14-39	.359	33-51	.647	30	70	100	47	37-0	16	24	9	215	107.5	108

ORLANDO VS. MEMPHIS

PLAYER	G-GS	MIN	FG-FGA	PCT	3FG-FGA	PCT	FT-FTA	PCT	OFF	DEF	TOT	AST	PF-DQ	STL	TO	BLK	PTS	AVG	HI
Vucevic	2-1	72	18-36	.500	0-0	---	5-7	.714	6	18	24	6	6-0	2	8	3	41	20.5	25
Fournier	2-1	75	12-26	.462	7-17	.412	7-7	1.000	2	3	5	8	6-0	2	4	0	38	19.0	22
Harris	1-1	39	6-9	.667	3-4	.750	1-1	1.000	0	4	4	3	1-0	0	2	0	16	16.0	16
Oladipo	2-2	76	10-28	.357	0-8	.000	7-8	.875	2	9	11	8	7-0	3	1	1	27	13.5	22
A. Gordon	2-2	53	8-19	.421	1-7	.143	7-8	.875	4	15	19	3	2-0	1	2	2	24	12.0	14
Ilyasova	2-2	60	9-22	.409	4-9	.444	2-3	.667	8	8	16	5	8-0	2	1	3	24	12.0	17
Payton	2-2	70	8-19	.421	0-2	.000	5-7	.714	3	1	4	14	5-0	1	6	1	21	10.5	14
Nicholson	1-0	19	3-5	.600	3-4	.750	1-2	.500	0	6	6	1	1-0	1	0	0	10	10.0	10
Jennings	1-0	17	2-5	.400	2-3	.667	0-0	---	0	3	3	2	1-0	0	0	0	6	6.0	6
Frye	1-0	12	2-5	.400	0-1	.000	2-2	1.000	1	1	2	0	2-0	0	1	1	6	6.0	6
Napier	1-0	14	2-5	.400	2-3	.667	0-0	---	0	2	2	1	0-0	0	0	0	6	6.0	6
Hezonja	2-0	26	4-7	.571	2-5	.400	0-0	---	1	2	3	2	2-0	2	2	0	10	5.0	5
Dedmon	2-1	15	4-4	1.000	0-0	---	0-1	.000	1	2	3	0	3-0	0	1	0	8	4.0	8
Smith	2-0	17	4-8	.500	0-0	---	0-0	---	1	2	3	3	7-0	0	2	1	8	4.0	8
MAGIC	2	505	83-176	.472	20-54	.370	35-43	.814	21	68	89	51	43-0	12	29	9	221	110.5	119



PHILADELPHIA 76ERS



EASTERN CONFERENCE / ATLANTIC DIVISION



Home Court: Wells Fargo Center – 20,328 (1996)
Office: 3 Crescent Drive, Suite 300, Philadelphia, PA 19112
Phone: (215) 339-7666
Website: sixers.com

Managing Owner: Josh Harris
Co-Managing Owner: David Blitzer
Chief Executive Officer: Scott O'Neil
President of Basketball Operations: Bryan Colangelo
Head Coach: Brett Brown
Assistant Coaches: Jim O'Brien, Lloyd Pierce, Kevin Young, Billy Lange, John Townsend, Todd Wright
Head Athletic Trainer: Kevin Johnson
Public Relations Staff: Michael Preston
Television: Comcast SportsNet, The Comcast Network. Marc Zumoff, Alaa Abdelnaby, Molly Sullivan
Radio: The Fanatic (97.5 FM), Tom McGinnis
Team Colors: Red, Blue, White

GRIZZLIES STREAKS

Overall: 19-21 (7-W)
Home: 10-11 (3-W) **Road:** 9-10 (6-W)

ALL-TIME SERIES

SEASON	W-L	DATE	RESULT	HOME	VISITOR
2015-16	2-0	12/22/15	W	Grizzlies 104	Philadelphia 90
		11/29/15	W	Philadelphia 84	Grizzlies 92
2014-15	2-0	1/24/15	W	Grizzlies 101	Philadelphia 83
		12/13/14 (ot)	W	Philadelphia 115	Grizzlies 120
2013-14	2-0	4/11/14	W	Grizzlies 117	Philadelphia 95
		3/15/14	W	Philadelphia 77	Grizzlies 103
2012-13	1-1	1/28/13	W	Philadelphia 100	Grizzlies 103
		12/26/12	L	Grizzlies 89	Philadelphia 99
2011-12	1-0	2/21/12	W	Grizzlies 89	Philadelphia 76
		2/15/11	W	Philadelphia 102	Philadelphia 91
2010-11	2-0	1/28/11	W	Philadelphia 94	Grizzlies 99
		4/10/10	L	Grizzlies 101	Philadelphia 120
2009-10	1-1	11/20/09	W	Philadelphia 97	Grizzlies 102
		3/7/09	L	Grizzlies 105	Philadelphia 110
2008-09	0-2	2/11/09	L	Philadelphia 91	Grizzlies 87
		2/13/08	L	Philadelphia 102	Grizzlies 88
2007-08	0-2	12/22/07	L	Grizzlies 97	Philadelphia 99
		3/2/07 (ot)	L	Philadelphia 117	Grizzlies 112
2006-07	1-1	1/17/07	W	Grizzlies 118	Philadelphia 102
		3/12/06	L	Grizzlies 91	Philadelphia 94
2005-06	0-2	1/20/06 (ot)	L	Philadelphia 89	Grizzlies 86
		2/9/05	W	Philadelphia 95	Grizzlies 98
2004-05	2-0	12/3/04	W	Grizzlies 94	Philadelphia 86
		3/16/04	W	Grizzlies 82	Philadelphia 79
2003-04	2-0	1/17/04	W	Philadelphia 87	Grizzlies 91
		2/26/03	L	Philadelphia 111	Grizzlies 107
2002-03	0-2	11/20/02	L	Grizzlies 88	Philadelphia 95

2016-17 SCHEDULE

Wed, Nov 23, 2016 at Philadelphia Tue, Dec 6, 2016 at Memphis

SEASON	W-L	DATE	RESULT	HOME	VISITOR
2001-02	2-0	12/8/01	W	Grizzlies 92	Philadelphia 83
		12/2/01	W	Philadelphia 87	Grizzlies 93
2000-01	0-2	2/21/01	L	Philadelphia 107	Grizzlies 91
		12/9/00	L	Grizzlies 79	Philadelphia 83
1999-00	0-2	3/8/00	L	Philadelphia 107	Grizzlies 90
		12/27/99	L	Grizzlies 93	Philadelphia 100
1998-99	0-1	3/24/99 (ot)	L	Grizzlies 90	Philadelphia 95
		1/13/98	L	Philadelphia 107	Grizzlies 89
1997-98	0-2	1/1/98	L	Grizzlies 104	Philadelphia 115
		2/28/97	L	Grizzlies 100	Philadelphia 104
1996-97	0-2	11/30/96	L	Philadelphia 96	Grizzlies 90
		1/29/96	L	Philadelphia 103	Grizzlies 92
1995-96	1-1	1/5/96 (ot)	W	Grizzlies 103	Philadelphia 102

BIGGEST WIN/WORST LOSS

	DATE	SCORE	MARGIN
Biggest Win	3/15/14	103-77	26
Worst Loss	4/10/10	101-120	19

LAST WIN/LOSS

	DATE	SCORE
Last Home Win	11/29/15	92-84
Last Home Loss	12/26/12	89-99
Last Road Win	12/22/15	104-90
Last Road Loss	2/11/09	87-91

2015-16 SEASON SERIES STATISTICS

MEMPHIS VS. PHILADELPHIA

PLAYER	G-GS	MIN	FG-FGA	PCT	3FG-FGA	PCT	FT-FTA	PCT	OFF	DEF	TOT	AST	PF-DQ	STL	TO	BLK	PTS	AVG	HI
Conley	2-2	69	12-27	.444	2-5	.400	12-14	.857	0	5	5	11	4-0	2	7	2	38	19.0	20
Randolph	2-1	57	12-27	.444	0-0	---	7-8	.875	11	8	19	3	3-0	2	2	0	31	15.5	17
Gasol	2-2	74	11-23	.478	0-0	---	6-7	.857	1	17	18	8	7-0	4	4	5	28	14.0	19
Barnes	2-1	56	10-18	.556	3-8	.375	2-5	.400	3	15	18	7	5-0	4	3	3	25	12.5	13
Je. Green	2-2	47	7-13	.538	1-4	.250	6-6	1.000	4	1	5	2	1-0	2	3	0	21	10.5	13
Lee	2-1	51	7-14	.500	0-0	---	4-4	1.000	0	2	2	3	1-0	3	5	0	18	9.0	15
V. Carter	2-0	26	4-12	.333	2-6	.333	0-0	---	1	1	2	1	7-0	1	2	0	10	5.0	8
Allen	2-1	36	4-13	.308	0-1	.000	1-5	.200	1	6	7	0	3-0	3	1	0	9	4.5	8
Ja. Green	2-0	27	4-7	.571	0-1	.000	1-2	.500	1	3	4	1	5-0	1	5	0	9	4.5	7
Chalmers	2-0	38	3-12	.250	1-3	.333	0-0	---	2	3	5	9	5-0	5	6	0	7	3.5	5
GRIZZLIES	2	480	74-166	.446	9-28	.321	39-51	.765	24	61	85	45	41-0	27	38	10	196	98.0	104

PHILADELPHIA VS. MEMPHIS

PLAYER	G-GS	MIN	FG-FGA	PCT	3FG-FGA	PCT	FT-FTA	PCT	OFF	DEF	TOT	AST	PF-DQ	STL	TO	BLK	PTS	AVG	HI
Canaan	2-2	65	10-23	.435	6-17	.353	5-8	.625	0	2	2	4	4-0	4	4	1	31	15.5	16
H. Thompson	2-0	55	11-20	.550	6-13	.462	0-0	---	1	5	6	3	5-0	2	2	1	28	14.0	16
Okafor	2-2	65	11-23	.478	0-1	.000	5-7	.714	4	14	18	3	8-0	1	7	0	27	13.5	18
Covington	2-2	60	8-18	.444	2-8	.250	2-2	1.000	4	11	15	7	8-0	9	14	1	20	10.0	12
Grant	2-2	57	6-13	.462	2-5	.400	6-7	.857	4	9	13	1	6-0	2	1	4	20	10.0	11
Sampson	2-1	26	5-7	.714	1-2	.500	5-6	.833	0	2	2	1	1-0	2	2	1	16	8.0	9
Wroten	1-1	29	2-9	.222	0-2	.000	3-8	.375	1	4	5	7	3-0	0	5	0	7	7.0	7
Noel	1-0	27	1-3	.333	0-0	---	3-3	1.000	0	8	8	2	1-0	1	2	1	5	5.0	5
McConnell	2-0	40	4-9	.444	1-2	.500	0-1	.000	0	5	5	9	6-0	0	6	0	9	4.5	7
Pressey	1-0	16	0-4	.000	0-2	.000	3-4	.750	0	2	2	3	2-0	1	3	0	3	3.0	3
Stauskas	2-0	17	2-8	.250	1-5	.200	0-0	---	0	2	2	1	2-0	1	2	1	5	2.5	5
Holmes	2-0	24	1-6	.167	0-2	.000	1-2	.500	4	1	5	1	4-0	1	3	2	3	1.5	3
76ERS	2	480	61-143	.427	19-59	.322	33-48	.688	18	65	83	42	50-0	24	55	12	174	87.0	90



PHOENIX SUNS



WESTERN CONFERENCE / PACIFIC DIVISION



Home Court: Talking Stick Resort Arena – 18,055 (1992)

Office: 201 E. Jefferson St., Phoenix, AZ 85004

Phone: (602) 379-7900

Website: suns.com

Managing Partner: Robert Sarver

General Manager: Ryan McDonough

Head Coach: Earl Watson

Assistant Coaches: Tyrone Corbin, Nate Bjorkgren, Marlon Garnett

VP of Athlete Care/Head Athletic Trainer: Aaron Nelson

Communications Staff: Julie Fie, Cole Mickelson, DC Headley, Lori Cook

Television: Fox Sports Arizona. Steve Albert, Eddie Johnson, Ann Meyers Drysdale, Kevin Ray

Radio (English): Arizona Sports 98.7 FM. Al McCoy, Tim Kempton

Radio (Spanish): KSUN 1400 AM. Arturo Ochoa, Jorge Moreno, Enrique Cortez

Team Colors: Purple, Orange, Black, Gray, Yellow

GRIZZLIES STREAKS

Overall: 28-50 (1-W)

Home: 16-21 (1-L) **Road:** 12-29 (1-W)

ALL-TIME SERIES

SEASON	W-L	DATE	RESULT	HOME	VISITOR
2015-16	2-2	3/21/16	W	Phoenix 97	Grizzlies 103
		3/6/16	L	Grizzlies 100	Phoenix 109
		2/27/16	L	Phoenix 111	Grizzlies 106
		12/6/15	W	Grizzlies 95	Phoenix 93
2014-15	3-0	2/2/15	W	Phoenix 101	Grizzlies 102
		1/11/15 (2ot) W		Grizzlies 122	Phoenix 110
		11/5/14	W	Phoenix 91	Grizzlies 102
2013-14	4-0	4/14/14	W	Phoenix 91	Grizzlies 97
		1/10/14	W	Grizzlies 104	Phoenix 99
		1/2/14	W	Phoenix 91	Grizzlies 99
		12/3/13	W	Grizzlies 110	Phoenix 91
2012-13	2-2	2/5/13	L	Grizzlies 90	Phoenix 96
		1/6/13	W	Phoenix 81	Grizzlies 92
		12/12/12	L	Phoenix 80	Grizzlies 82
		12/4/12 (ot) W		Grizzlies 108	Phoenix 98
2011-12	1-2	4/11/12	W	Grizzlies 104	Phoenix 93
		3/10/12	L	Phoenix 98	Grizzlies 91
		1/28/12	L	Phoenix 86	Grizzlies 84
2010-11	2-1	12/8/10 (ot) W		Phoenix 98	Grizzlies 104
		11/8/10	W	Grizzlies 109	Phoenix 99
		11/5/10 (2ot) L		Phoenix 123	Grizzlies 118
2009-10	2-2	2/16/10	L	Grizzlies 95	Phoenix 109
		1/18/10	W	Grizzlies 125	Phoenix 118
		1/2/10	W	Phoenix 103	Grizzlies 128
		11/25/09	L	Phoenix 126	Grizzlies 111
2008-09	1-3	4/13/09	L	Phoenix 119	Grizzlies 110
		4/10/09	W	Grizzlies 106	Phoenix 89
		12/30/08	L	Grizzlies 89	Phoenix 101
		11/10/08	L	Phoenix 107	Grizzlies 102
2007-08	0-3	4/8/08	L	Grizzlies 113	Phoenix 127
		3/11/08	L	Phoenix 132	Grizzlies 111
		2/26/08	L	Grizzlies 113	Phoenix 127

2016-17 SCHEDULE

Mon, Jan 30, 2017 at Phoenix Tue, Feb 28, 2017 at Memphis
Wed, Feb 8, 2017 at Memphis

SEASON	W-L	DATE	RESULT	HOME	VISITOR
2006-07	0-4	4/3/07	L	Grizzlies 111	Phoenix 116
		3/26/07	L	Phoenix 105	Grizzlies 87
		1/15/07	L	Grizzlies 122	Phoenix 137
		11/11/06	L	Phoenix 96	Grizzlies 87
2005-06	2-1	2/8/06	L	Phoenix 108	Grizzlies 102
		12/17/05	W	Grizzlies 91	Phoenix 87
		11/16/05	W	Phoenix 103	Grizzlies 115
2004-05	2-2	3/20/05	L	Grizzlies 91	Phoenix 97
		2/1/05	W	Grizzlies 108	Phoenix 97
		1/19/05	W	Phoenix 79	Grizzlies 88
		12/23/04	L	Phoenix 109	Grizzlies 102
2003-04	2-2	4/11/04	L	Phoenix 89	Grizzlies 83
		4/2/04	W	Grizzlies 109	Phoenix 99
		2/20/04	W	Grizzlies 97	Phoenix 92
		11/7/03	L	Phoenix 96	Grizzlies 88
2002-03	1-3	3/26/03	L	Grizzlies 99	Phoenix 101
		1/10/03	L	Phoenix 96	Grizzlies 90
		12/8/02	W	Grizzlies 102	Phoenix 94
		12/4/02	L	Phoenix 98	Grizzlies 85
2001-02	1-3	2/21/02	L	Grizzlies 72	Phoenix 78
		1/10/02	W	Phoenix 96	Grizzlies 102
		11/23/01	L	Grizzlies 89	Phoenix 103
		11/6/01	L	Phoenix 113	Grizzlies 101
2000-01	1-3	1/31/01	L	Phoenix 101	Grizzlies 92
		1/5/01	L	Phoenix 108	Grizzlies 76
		12/26/00	L	Grizzlies 95	Phoenix 97
		11/29/00 (2ot) W		Grizzlies 109	Phoenix 106
1999-00	0-4	4/12/00	L	Phoenix 122	Grizzlies 116
		3/17/00	L	Grizzlies 86	Phoenix 101
		2/8/00	L	Phoenix 94	Grizzlies 76
		1/12/00	L	Grizzlies 92	Phoenix 95

ALL-TIME SERIES (CONTINUED)

SEASON	W-L	DATE	RESULT	HOME	VISITOR
1998-99	0-3	5/1/99	L	Phoenix 107	Grizzlies 77
		3/22/99	L	Phoenix 89	Grizzlies 84
		2/25/99	L	Grizzlies 86	Phoenix 94
1997-98	0-4	4/12/98	L	Grizzlies 106	Phoenix 129
		3/29/98	L	Phoenix 106	Grizzlies 98
		12/26/97	L	Grizzlies 100	Phoenix 118
		12/9/97	L	Phoenix 107	Grizzlies 85

SEASON	W-L	DATE	RESULT	HOME	VISITOR
1996-97	2-2	4/19/97	W	Phoenix 107	Grizzlies 121
		12/28/96	L	Grizzlies 98	Phoenix 103
		12/15/96	L	Phoenix 103	Grizzlies 84
		11/14/96	W	Grizzlies 92	Phoenix 89
1995-96	0-4	4/7/96	L	Grizzlies 92	Phoenix 112
		2/19/96 (ot) L		Phoenix 98	Grizzlies 94
		12/22/95	L	Grizzlies 80	Phoenix 101
		12/5/95	L	Phoenix 112	Grizzlies 108

BIGGEST WIN/WORST LOSS

	DATE	SCORE	MARGIN
Biggest Win	1/2/10	128-103	25
Worst Loss	1/5/01	76-108	32

LAST WIN/LOSS

	DATE	SCORE
Last Home Win	12/6/15	95-93
Last Home Loss	3/6/16	100-109
Last Road Win	3/21/16	103-97
Last Road Loss	2/27/16	106-111

2015-16 SEASON SERIES STATISTICS

MEMPHIS VS. PHOENIX

PLAYER	G-GS	MIN	FG-FGA	PCT	3FG-FGA	PCT	FT-FTA	PCT	OFF	DEF	TOT	AST	PF-DQ	STL	TO	BLK	PTS	AVG	HI
Gasol	1-1	37	9-17	.529	0-0	---	4-6	.667	1	7	8	0	2-0	0	1	2	22	22.0	22
Lee	1-0	28	7-12	.583	2-2	1.000	2-2	1.000	0	4	4	6	0-0	0	2	1	18	18.0	18
Conley	3-3	95	17-43	.395	6-13	.462	13-17	.765	1	2	3	18	8-0	6	4	1	53	17.7	22
Chalmers	3-0	70	9-27	.333	2-9	.222	20-21	.952	2	4	6	6	6-0	8	5	1	40	13.3	15
Barnes	4-3	132	16-38	.421	9-17	.529	9-13	.692	6	20	26	10	16-0	3	7	5	50	12.5	17
Randolph	4-4	126	21-56	.375	0-0	---	7-7	1.000	6	28	34	9	6-0	1	4	1	49	12.3	19
Farmar	1-0	23	4-8	.500	2-4	.500	2-2	1.000	0	3	3	1	2-0	1	0	0	12	12.0	12
Stephenson	3-0	73	14-27	.519	1-4	.250	12-12	1.000	2	9	11	5	5-0	1	6	0	41	13.7	16
Je. Green	1-1	26	5-11	.455	0-2	.000	0-1	.000	3	2	5	2	1-0	0	2	0	10	10.0	10
Ja. Green	4-0	80	13-30	.433	0-3	.000	10-13	.769	10	13	23	5	11-1	2	2	1	36	9.0	17
Allen	2-2	36	4-15	.267	0-0	---	4-4	1.000	3	1	4	2	2-0	3	3	1	12	6.0	12
Wright	1-1	15	3-3	1.000	0-0	---	0-0	---	0	4	4	0	3-0	3	1	0	6	6.0	6
Hairston	2-2	43	2-9	.222	1-4	.250	1-2	.500	0	2	2	0	3-0	0	2	1	6	3.0	4
V. Carter	4-0	72	5-20	.250	4-14	.286	4-4	1.000	0	8	8	1	14-0	4	1	1	18	4.5	8
McCallum	1-1	25	3-10	.300	1-3	.333	2-3	.667	0	1	1	7	4-0	2	1	0	9	9.0	9
Hollins	2-1	31	4-7	.571	0-0	---	3-5	.600	4	1	5	0	6-0	0	0	1	11	5.5	9
Andersen	2-1	28	2-2	1.000	0-0	---	2-4	.500	6	7	13	0	3-0	0	1	0	6	3.0	4
Munford	1-0	10	1-2	.500	1-2	.500	0-0	---	0	1	1	1	1-0	1	0	0	3	3.0	3
Stephenson	1-0	7	1-1	1.000	0-0	---	0-0	---	1	0	1	0	3-0	0	0	1	2	2.0	2
Martin	2-0	11	0-3	.000	0-0	---	2-2	1.000	0	2	2	0	3-0	0	1	0	2	1.0	2
GRIZZLIES	4	960	139-340	.409	29-77	.377	97-118	.822	44	119	163	73	96-1	35	44	16	404	101.0	106

PHOENIX VS. MEMPHIS

PLAYER	G-GS	MIN	FG-FGA	PCT	3FG-FGA	PCT	FT-FTA	PCT	OFF	DEF	TOT	AST	PF-DQ	STL	TO	BLK	PTS	AVG	H
Bledsoe	1-1	40	8-22	.364	2-6	.333	5-7	.714	1	6	7	6	2-0	1	4	0	23	23.0	23
Booker	4-3	129	21-52	.404	9-29	.310	14-17	.824	3	9	12	14	15-1	1	7	1	65	16.3	27
Len	4-4	129	20-37	.541	0-0	---	22-31	.710	12	33	45	10	9-0	3	9	9	62	15.5	22
Knight	2-2	72	11-32	.344	5-15	.333	3-3	1.000	1	9	10	12	6-0	2	7	0	30	15.0	17
Teletovic	4-0	95	19-42	.452	11-26	.423	11-14	.786	2	17	19	3	10-0	3	3	1	60	15.0	18
Tucker	4-4	139	15-34	.441	2-12	.167	12-14	.857	14	20	34	12	9-0	5	9	3	44	11.0	17
Goodwin	2-0	45	7-15	.467	1-4	.250	5-8	.625	0	4	4	2	1-0	2	2	0	20	10.0	12
Leuer	4-1	95	11-31	.355	4-8	.500	9-14	.643	5	24	29	6	14-0	1	8	6	35	8.8	13
Chandler	3-3	68	12-17	.706	0-0	---	1-2	.500	5	18	23	1	6-0	1	5	1	25	8.3	16
Price	4-2	82	9-18	.500	8-16	.500	3-4	.750	2	3	5	9	13-0	2	7	0	29	7.3	12
Warren	1-0	14	3-4	.750	0-1	.000	0-0	---	0	0	0	0	3-0	1	2	0	6	6.0	6
Blair	2-0	31	5-9	.556	0-0	---	0-0	---	1	4	5	1	7-0	2	0	1	10	5.0	6
Budinger	1-0	11	1-1	1.000	1-1	1.000	0-0	---	0	1	1	0	1-0	1	1	0	3	3.0	3
Jenkins	3-0	25	3-4	.750	1-1	1.000	1-2	.500	0	4	4	5	1-0	0	2	0	8	2.7	8
Pressey	2-0	16	0-0	---	0-0	---	0-0	---	1	1	2	5	3-0	0	2	0	0	0.0	0
Jefferson	1-0	0	0-0	---	0-0	---	0-0	---	0	0	0	0	0-0	0	0	0	0	0.0	0
SUNS	4	960	140-309	.453	44-119	.370	86-116	.741	46	149	195	85	93-1	23	69	21	410	102.5	111



PORTLAND TRAIL BLAZERS



WESTERN CONFERENCE / NORTHWEST DIVISION



Home Court: Moda Center – 19,441 (1995)

Office: One Center Court, Suite 200, Portland, OR 97227

Phone: (503) 234-9291

Website: trailblazers.com

Owner: Paul Allen

President of Basketball Operations: Neil Olshay

President and Chief Executive Officer: Chris McGowan

Assistant General Managers: Bill Branch, Steve Rosenberry

Head Coach: Terry Stotts

Assistant Coaches: David Vanterpool, Nate Tibbets, Dale Osbourne,
John McCullough, Jim Moran

Director of Player Health and Performance: Chris Stackpole

Head Athletic Trainer: Geoff Clark

Communications Staff: Jim Taylor, Collin Romer

Television: KGW (Channel 8)/Comcast SportsNet (Cable), Kevin Calabro, Lamar Hurd

Radio: Rip City Radio 620 AM, Brian Wheeler

Team Colors: Scarlet, Black, White

GRIZZLIES STREAKS

Overall: 34-44 (1-L)

Home: 18-21 (1-L) **Road:** 16-23 (1-W)

ALL-TIME SERIES

SEASON	W-L	DATE	RESULT	HOME	VISITOR
2015-16	2-2	2/8/16 (ot)	L	Grizzlies 106	Portland 112
		1/4/16	W	Portland 78	Grizzlies 91
		11/13/15	W	Grizzlies 101	Portland 100
		11/5/15	L	Portland 115	Grizzlies 96
2014-15	4-0	3/21/15	W	Grizzlies 97	Portland 86
		2/22/15	W	Portland 92	Grizzlies 98
		1/17/15	W	Grizzlies 102	Portland 98
		11/28/14	W	Portland 99	Grizzlies 112
2013-14	2-1	3/30/14	L	Portland 105	Grizzlies 98
		3/11/14	W	Grizzlies 109	Portland 99
		1/28/14	W	Portland 81	Grizzlies 98
2012-13	3-1	4/3/13	W	Portland 76	Grizzlies 94
		3/12/13	W	Portland 97	Grizzlies 102
		3/6/13	W	Grizzlies 91	Portland 85
		1/4/13	L	Grizzlies 84	Portland 86
2011-12	1-2	4/21/12	W	Grizzlies 93	Portland 89
		3/22/12	L	Portland 97	Grizzlies 94
		1/24/12	L	Portland 97	Grizzlies 84
2010-11	1-2	4/12/11	L	Portland 102	Grizzlies 89
		12/13/10	W	Grizzlies 86	Portland 73
		11/16/10	L	Grizzlies 99	Portland 100
2009-10	2-2	3/1/10	L	Grizzlies 93	Portland 103
		1/5/10	W	Portland 105	Grizzlies 109
		11/27/09	W	Portland 96	Grizzlies 106
		11/10/09	L	Grizzlies 99	Portland 93
2008-09	0-4	4/7/09	L	Grizzlies 93	Portland 96
		3/28/09	L	Portland 86	Grizzlies 66
		3/16/09	L	Grizzlies 92	Portland 103
		2/18/09	L	Portland 94	Grizzlies 90

2016-17 SCHEDULE

Sun, Nov 6, 2016 at Memphis Fri, Jan 27, 2017 at Portland
Thu, Dec 8, 2016 at Memphis

SEASON	W-L	DATE	RESULT	HOME	VISITOR
2007-08	0-3	4/15/08	L	Portland 113	Grizzlies 91
		12/3/07	L	Grizzlies 105	Portland 106
		11/9/07	L	Portland 110	Grizzlies 98
2006-07	2-2	3/29/07	W	Portland 92	Grizzlies 96
		2/23/07	W	Portland 102	Grizzlies 103
		1/27/07 (2ot)	L	Grizzlies 132	Portland 135
2005-06	2-1	12/13/06	L	Grizzlies 79	Portland 85
2004-05	3-1	3/14/05	W	Grizzlies 104	Portland 83
		3/12/05	L	Portland 80	Grizzlies 66
		2/11/05	W	Grizzlies 88	Portland 82
2003-04	2-2	11/17/04	W	Portland 82	Grizzlies 101
2002-03	1-3	3/3/04	W	Portland 88	Grizzlies 97
		12/28/03	L	Grizzlies 76	Portland 88
		12/7/03	W	Grizzlies 93	Portland 79
2001-02	2-2	11/5/03	L	Portland 93	Grizzlies 87
2000-01	2-2	4/11/03	W	Grizzlies 96	Portland 93
		1/20/03	L	Grizzlies 87	Portland 99
		1/15/03	L	Portland 100	Grizzlies 92
2000-01	2-2	11/6/02	L	Portland 94	Grizzlies 88
2000-01	2-2	4/12/01	L	Grizzlies 87	Portland 100
		3/9/01	W	Grizzlies 95	Portland 85
		3/6/01	W	Portland 97	Grizzlies 105
2000-01	2-2	12/29/00	L	Portland 104	Grizzlies 81

ALL-TIME SERIES (CONTINUED)

SEASON	W-L	DATE	RESULT	HOME	VISITOR
1999-00	1-3	4/8/00	L	Portland 98	Grizzlies 85
		4/6/00	W	Grizzlies 89	Portland 87
		3/3/00	L	Portland 101	Grizzlies 91
		11/2/99	L	Grizzlies 86	Portland 106
1998-99	0-3	4/6/99	L	Portland 98	Grizzlies 89
		3/8/99	L	Grizzlies 73	Portland 92
		2/8/99	L	Grizzlies 76	Portland 95
1997-98	2-2	4/11/98 (ot)	W	Grizzlies 105	Portland 96
		3/26/98	L	Portland 108	Grizzlies 102
		12/21/97	W	Grizzlies 88	Portland 86
		12/19/97	L	Portland 96	Grizzlies 91

BIGGEST WIN/WORST LOSS

	DATE	SCORE	MARGIN
Biggest Win	3/14/05	104-83	21
Worst Loss	1/24/02	82-120	38

LAST WIN/LOSS

	DATE	SCORE
Last Home Win	11/13/15	101-100
Last Home Loss	2/8/16	106-112 (ot)
Last Road Win	1/4/16	91-78
Last Road Loss	11/5/15	96-115

2015-16 SEASON SERIES STATISTICS

MEMPHIS VS. PORTLAND

PLAYER	G-GS	MIN	FG-FGA	PCT	3FG-FGA	PCT	FT-FTA	PCT	OFF	DEF	TOT	AST	PF-DQ	STL	TO	BLK	PTS	AVG	HI
Randolph	4-3	133	37-65	.569	0-0	---	9-10	.900	13	32	45	12	5-0	4	10	0	83	20.8	26
Gasol	4-4	110	22-49	.449	1-1	1.000	19-23	.826	3	15	18	12	7-0	1	5	3	64	16.0	31
Conley	4-4	124	19-51	.373	4-13	.308	12-16	.750	1	7	8	19	7-0	1	7	0	54	13.5	27
Chalmers	3-0	65	12-27	.444	3-10	.300	6-9	.667	1	3	4	11	9-0	7	4	0	33	11.0	12
Lee	4-4	117	15-31	.484	5-15	.333	9-10	.900	2	7	9	5	2-0	3	4	0	44	11.0	18
Je. Green	4-1	117	15-44	.341	1-9	.111	7-10	.700	6	13	19	4	8-0	3	4	4	38	9.5	14
Udrih	1-0	16	4-5	.800	1-1	1.000	0-0	---	0	0	0	6	2-0	0	0	0	9	9.0	9
Wright	1-0	18	2-4	.500	0-0	---	2-3	.667	1	3	4	0	1-0	0	0	1	6	6.0	6
Allen	4-3	115	9-24	.375	2-3	.667	2-8	.250	7	12	19	2	11-0	3	2	1	22	5.5	8
Ja. Green	4-0	53	10-16	.625	2-3	.667	0-0	---	4	10	14	0	8-0	2	3	0	22	5.5	8
Barnes	4-1	96	6-19	.316	4-13	.308	3-4	.750	3	13	16	6	17-1	5	2	2	19	4.8	6
V. Carter	1-0	9	0-2	.000	0-1	.000	0-0	---	0	1	1	1	0-0	0	0	0	0	0.0	0
Hollins	2-0	7	0-2	.000	0-0	---	0-0	---	1	2	3	1	1-0	0	0	0	0	0.0	0
Smith	1-0	4	0-1	.000	0-1	.000	0-0	---	0	0	0	2	0-0	0	1	0	0	0.0	0
Stokes	1-0	3	0-0	---	0-0	---	0-0	---	1	1	2	0	0-0	0	0	0	0	0.0	0
GRIZZLIES	4	985	151-340	.444	23-70	.329	69-93	.742	43	119	162	81	78-1	29	49	11	394	98.5	106

PORTLAND VS. MEMPHIS

PLAYER	G-GS	MIN	FG-FGA	PCT	3FG-FGA	PCT	FT-FTA	PCT	OFF	DEF	TOT	AST	PF-DQ	STL	TO	BLK	PTS	AVG	HI
Lillard	4-4	149	27-69	.391	14-39	.359	20-23	.870	1	10	11	24	10-0	4	13	2	88	22.0	33
McCollum	4-4	143	30-74	.405	8-23	.348	15-18	.833	3	12	15	17	14-0	4	14	3	83	20.8	26
Aminu	4-4	141	15-38	.395	5-17	.294	11-13	.846	7	30	37	9	11-0	3	6	3	46	11.5	16
Crabbe	4-0	92	20-27	.741	4-6	.667	1-1	1.000	2	12	14	4	4-0	5	4	2	45	11.3	13
Henderson	3-0	61	12-23	.522	3-6	.500	1-1	1.000	1	3	4	1	3-0	1	3	0	28	9.3	16
Harkless	4-0	92	13-22	.591	2-8	.250	5-12	.417	3	7	10	10	3-0	1	2	1	33	8.3	11
Leonard	3-2	57	8-12	.667	3-6	.500	3-3	1.000	1	11	12	2	8-0	0	3	0	22	7.3	14
Davis	4-0	80	9-15	.600	0-0	---	7-12	.583	8	17	25	6	8-0	1	5	8	25	6.3	9
Plumlee	4-4	99	8-19	.421	0-0	---	4-10	.400	9	19	28	6	14-0	5	5	1	20	5.0	8
Kaman	2-1	27	4-8	.500	0-0	---	0-0	---	1	3	4	3	3-0	0	3	0	8	4.0	8
Montero	1-0	4	1-1	1.000	1-1	1.000	0-0	---	0	0	0	0	0-0	0	0	0	3	3.0	3
Vonleh	3-1	31	2-7	.286	0-2	.000	0-0	---	3	6	9	0	5-0	0	3	3	4	1.3	2
Connaughton	2-0	5	0-1	.000	0-0	---	0-0	---	0	0	0	0	0-0	0	2	0	0	0.0	0
Frazier	3-0	7	0-1	.000	0-1	.000	0-0	---	0	0	0	0	0-0	0	1	0	0	0.0	0
TRAIL BLAZERS	4	985	149-317	.470	40-109	.367	67-93	.720	39	130	169	82	83-0	24	66	23	405	101.3	115



SACRAMENTO KINGS



WESTERN CONFERENCE / PACIFIC DIVISION



Home Court: Sleep Train Arena – 17,317 (1988)

Office: One Sports Parkway, Sacramento, CA 95834

Phone: (916) 928-0000

Website: kings.com

Owner: Vivek Ranadivé

Vice President of Basketball Operations and General Manager: Vlade Divac

Chief Operating Officer: Matina Kolokotronis

Assistant General Manager: Ken Catanella

Head Coach: Dave Joergers

Assistant Coaches: Elston Turner, Bryan Gates, Bob Thornton, Jason March, Duane Ticknor, Nancy Lieberman

Head Athletic Trainer: Manny Romero

Communications Staff: Joelle Terry, Chris Clark, Rahsaan Gethers

Television: Comcast SportsNet. Grant Napear, Jerry Reynolds, Kayte Christensen

Radio: KHTK 1140 (1140AM). Gary Gerould

Team Colors: Black, Purple, Silver

GRIZZLIES STREAKS

Overall: 35-43 (4-W)

Home: 25-14 (12-W) **Road:** 10-29 (1-W)

ALL-TIME SERIES

SEASON	W-L	DATE	RESULT	HOME	VISITOR
2015-16	3-0	3/2/16	W	Grizzlies 104	Sacramento 98
		1/30/16	W	Grizzlies 121	Sacramento 117
		11/3/15	W	Sacramento 89	Grizzlies 103
2014-15	3-1	3/30/15	W	Grizzlies 97	Sacramento 83
		2/25/15	L	Sacramento 102	Grizzlies 90
		11/30/14	W	Sacramento 85	Grizzlies 97
		11/13/14	W	Grizzlies 111	Sacramento 110
2013-14	3-0	1/29/14	W	Sacramento 89	Grizzlies 99
		1/17/14	W	Grizzlies 91	Sacramento 90
		11/17/13	W	Sacramento 86	Grizzlies 97
		11/17/13	W	Sacramento 87	Grizzlies 89
2012-13	4-0	4/7/13	W	Sacramento 87	Grizzlies 89
		2/12/13	W	Grizzlies 108	Sacramento 101
		1/18/13	W	Grizzlies 85	Sacramento 69
		1/7/13	W	Sacramento 81	Grizzlies 113
		1/7/13	W	Sacramento 81	Grizzlies 113
2011-12	2-1	3/20/12	L	Sacramento 119	Grizzlies 110
		1/21/12	W	Grizzlies 128	Sacramento 95
		1/3/12	W	Grizzlies 123	Sacramento 96
		1/3/12	W	Grizzlies 128	Sacramento 96
2010-11	3-1	4/8/11	W	Grizzlies 101	Sacramento 96
		2/26/11	W	Grizzlies 120	Sacramento 92
		12/29/10	L	Sacramento 100	Grizzlies 98
		11/6/10	W	Sacramento 91	Grizzlies 100
		11/6/10	W	Sacramento 91	Grizzlies 100
2009-10	2-1	3/22/10	W	Sacramento 85	Grizzlies 102
		11/23/09	W	Grizzlies 116	Sacramento 105
		11/2/09 (ot)	L	Sacramento 127	Grizzlies 116
		11/2/09 (ot)	L	Sacramento 127	Grizzlies 116
2008-09	2-2	3/27/09	W	Sacramento 95	Grizzlies 113
		2/20/09	L	Grizzlies 106	Sacramento 115
		11/18/08	W	Grizzlies 109	Sacramento 94
		11/5/08	L	Sacramento 100	Grizzlies 95
		11/5/08	L	Sacramento 100	Grizzlies 95

2016-17 SCHEDULE

Fri, Dec 16, 2016 at Memphis Fri, Jan 20, 2017 at Memphis
Sat, Dec 31, 2016 at Sacramento Mon, Mar 27, 2017 at Sacramento

SEASON	W-L	DATE	RESULT	HOME	VISITOR
2007-08	2-2	3/26/08 (ot)	L	Sacramento 107	Grizzlies 106
		3/22/08	W	Grizzlies 117	Sacramento 111
		2/12/08	W	Grizzlies 107	Sacramento 94
		1/10/08	L	Sacramento 116	Grizzlies 113
2006-07	1-2	4/10/07	L	Grizzlies 100	Sacramento 112
		1/29/07	W	Grizzlies 124	Sacramento 117
		11/15/06	L	Sacramento 115	Grizzlies 111
		11/15/06	L	Sacramento 115	Grizzlies 111
2005-06	2-2	3/10/06	L	Sacramento 105	Grizzlies 93
		2/15/06	W	Grizzlies 84	Sacramento 78
		2/7/06	L	Sacramento 104	Grizzlies 96
		1/10/06	W	Grizzlies 99	Sacramento 85
2004-05	0-3	3/8/05	L	Sacramento 85	Grizzlies 82
		11/30/04	L	Grizzlies 93	Sacramento 98
		11/19/04	L	Sacramento 107	Grizzlies 105
		11/19/04	L	Sacramento 107	Grizzlies 105
2003-04	2-2	1/23/04	W	Grizzlies 109	Sacramento 95
		12/23/04	L	Sacramento 114	Grizzlies 97
		12/16/04	W	Grizzlies 105	Sacramento 100
		11/25/03	L	Sacramento 109	Grizzlies 89
2002-03	0-4	1/23/03	L	Grizzlies 98	Sacramento 104
		1/12/03	L	Sacramento 106	Grizzlies 98
		11/8/02	L	Sacramento 99	Grizzlies 91
		11/2/02	L	Grizzlies 99	Sacramento 116
2001-02	1-3	4/2/02	L	Grizzlies 83	Sacramento 107
		2/12/02	L	Sacramento 112	Grizzlies 98
		12/16/01	L	Sacramento 104	Grizzlies 87
		11/26/01	W	Grizzlies 98	Sacramento 94
2000-01	0-4	4/16/01	L	Sacramento 110	Grizzlies 100
		4/6/01	L	Grizzlies 90	Sacramento 118
		2/2/01	L	Sacramento 105	Grizzlies 95
		12/22/00	L	Grizzlies 93	Sacramento 95

ALL-TIME SERIES (CONTINUED)

SEASON	W-L	DATE	RESULT	HOME	VISITOR
1999-00	1-3	2/29/00	L	Sacramento 112	Grizzlies 87
		2/26/00	W	Grizzlies 102	Sacramento 90
		12/15/99	L	Grizzlies 106	Sacramento 109
		11/16/99	L	Sacramento 81	Grizzlies 77
1998-99	0-4	5/5/99	L	Sacramento 99	Grizzlies 95
		4/11/99	L	Grizzlies 88	Sacramento 91
		3/2/99	L	Grizzlies 101	Sacramento 111
		2/7/99	L	Sacramento 109	Grizzlies 87
1997-98	2-2	4/19/98 (ot)	W	Sacramento 108	Grizzlies 112
		3/6/98	L	Grizzlies 96	Sacramento 98
		1/2/98	L	Sacramento 94	Grizzlies 80
		11/1/97	W	Grizzlies 97	Sacramento 96

SEASON	W-L	DATE	RESULT	HOME	VISITOR
1996-97	0-4	4/8/97	L	Sacramento 109	Grizzlies 93
		1/11/97	L	Grizzlies 101	Sacramento 109
		12/26/96	L	Sacramento 111	Grizzlies 88
		11/18/96	L	Grizzlies 83	Sacramento 84
1995-96	2-2	4/12/96	W	Grizzlies 99	Sacramento 98
		3/11/96	L	Sacramento 92	Grizzlies 88
		2/14/96	W	Grizzlies 93	Sacramento 86
		12/18/95	L	Sacramento 92	Grizzlies 85

BIGGEST WIN/WORST LOSS

	DATE	SCORE	MARGIN
Biggest Win	1/21/12	128-95	33
Worst Loss	4/6/01	90-118	28

LAST WIN/LOSS

	DATE	SCORE
Last Home Win	3/2/16	104-98
Last Home Loss	2/20/09	106-115
Last Road Win	11/3/15	103-89
Last Road Loss	2/25/15	90-102

2015-16 SEASON SERIES STATISTICS

MEMPHIS VS. SACRAMENTO

PLAYER	G-GS	MIN	FG-FGA	PCT	3FG-FGA	PCT	FT-FTA	PCT	OFF	DEF	TOT	AST	PF-DQ	STL	TO	BLK	PTS	AVG	H
Je. Green	2-0	49	13-24	.542	4-9	.444	4-4	1.000	1	5	6	3	4-0	3	2	0	34	17.0	29
Randolph	3-3	89	20-35	.571	0-0	---	9-9	1.000	8	16	24	6	9-0	1	9	0	49	16.3	20
Lee	2-2	64	11-17	.647	3-5	.600	7-8	.875	1	5	6	2	5-0	3	4	0	32	16.0	18
Conley	3-3	89	17-27	.630	4-7	.571	8-11	.727	1	8	9	18	6-0	5	4	1	46	15.3	24
Gasol	2-2	52	11-22	.500	0-0	---	8-8	1.000	0	8	8	7	4-0	2	4	6	30	15.0	22
Ja. Green	2-0	41	9-14	.643	1-2	.500	8-9	.889	5	9	14	0	6-0	4	0	27	13.5	15	
Chalmers	2-0	45	6-16	.375	1-4	.250	8-10	.800	1	1	2	9	5-0	5	2	0	21	10.5	15
Andersen	1-1	27	2-4	.500	0-0	---	6-8	.750	2	4	6	0	2-0	2	3	1	10	10.0	10
Wright	1-0	28	4-5	.800	0-0	---	2-7	.286	1	5	6	3	3-0	0	1	4	10	10.0	10
Allen	2-2	47	5-11	.455	1-1	1.000	6-6	1.000	1	8	9	2	7-0	2	0	0	17	8.5	12
V. Carter	2-0	33	7-20	.350	2-9	.222	1-1	1.000	1	3	4	1	2-0	1	1	0	17	8.5	13
Stephenson	1-0	16	3-7	.429	0-1	.000	1-1	1.000	1	2	3	3	2-0	1	4	0	7	7.0	7
Udrih	1-0	21	3-7	.429	0-2	.000	0-0	---	0	0	0	3	5-0	1	3	0	6	6.0	6
Hairston	1-1	23	2-8	.250	0-3	.000	2-2	1.000	1	2	3	2	3-0	0	2	1	6	6.0	6
Barnes	3-1	72	2-22	.091	0-12	.000	5-5	1.000	0	8	8	7	13-0	3	2	4	9	3.0	7
Martin	1-0	10	1-1	1.000	0-0	---	0-0	---	4	4	8	0	0-0	0	1	1	2	2.0	2
Smith	1-0	3	0-1	.000	0-1	.000	2-2	1.000	0	0	0	0	0-0	0	0	0	2	2.0	2
Hollins	2-0	12	0-0	---	0-0	---	3-4	.750	0	3	3	0	4-0	0	2	2	3	1.5	3
GRIZZLIES	3	720	116-241	.481	16-56	.286	80-95	.842	28	91	119	66	80-0	33	50	20	328	109.3	1211

SACRAMENTO VS. MEMPHIS

PLAYER	G-GS	MIN	FG-FGA	PCT	3FG-FGA	PCT	FT-FTA	PCT	OFF	DEF	TOT	AST	PF-DQ	STL	TO	BLK	PTS	AVG	H
Gay	2-2	70	13-29	.448	3-7	.429	11-11	1.000	3	9	12	6	4-0	2	3	1	40	20.0	21
Collison	3-0	87	16-34	.471	8-13	.615	15-18	.833	1	2	3	4	10-0	3	8	0	55	18.3	20
Cousins	2-2	64	10-35	.286	2-6	.333	13-20	.650	13	17	30	7	7-0	6	13	4	35	17.5	18
Belinelli	2-0	50	10-24	.417	4-13	.308	4-6	.667	0	1	1	7	3-0	0	2	0	28	14.0	16
Casspi	3-1	75	11-26	.423	4-12	.333	7-11	.636	3	14	17	4	8-0	2	6	0	33	11.0	17
Rondo	3-3	100	11-34	.324	1-5	.200	3-8	.375	4	16	20	29	10-1	3	14	0	26	8.7	15
Acy	2-1	37	8-9	.889	0-1	.000	1-2	.500	3	3	6	1	7-0	1	1	0	17	8.5	11
McLemore	3-3	65	7-21	.333	3-11	.273	4-6	.667	0	3	3	2	8-0	3	6	1	21	7.0	11
Cauley-Stein	3-2	70	8-11	.727	0-0	---	3-6	.500	6	10	16	1	7-0	3	1	1	19	6.3	9
Koufos	3-1	57	8-16	.500	0-0	---	1-2	.500	7	8	15	2	12-0	1	1	0	17	5.7	11
Curry	1-0	3	2-2	1.000	0-0	---	0-0	---	0	0	0	1	0-0	0	0	0	4	4.0	4
Anderson	3-0	27	1-4	.250	0-1	.000	5-6	.833	1	2	3	0	1-0	1	0	0	7	2.3	20
Butler	1-0	10	1-2	.500	0-1	.000	0-0	---	1	2	3	0	0-0	0	1	0	2	2.0	2
Moreland	1-0	4	0-1	.000	0-0	---	0-2	.000	0	1	1	0	0-0	0	0	0	0	0.0	0
KINGS	3	720	106-248	.427	25-70	.357	67-98	.684	42	88	130	64	77-1	25	58	7	304	101.3	117



SAN ANTONIO SPURS



WESTERN CONFERENCE / SOUTHWEST DIVISION



Home Court: AT&T Center – 18,460 (2002)
Office: One AT&T Center, San Antonio, TX 78219
Phone: (210) 444-5500
Website: spurs.com

Chairman and CEO: Julianna Hawn Holt
President of Basketball Operations/Head Coach: Gregg Popovich
President of Sports Franchises/General Manager: R.C. Buford
Vice President of Basketball Operations: Monty Williams
Assistant General Manager: Brian Wright
Assistant Coaches: Ettore Messina, Ime Udoka, James Borrego, Chip Engelland, Becky Hammon, Will Hardy
Head Athletic Trainer: Will Sevensen
Communications Staff: Tom James, Kris Davis, Jordan Howenstine

Television: KENS (Channel 5), KMYS (Channel 35), Fox Sports Southwest (Channel 26), Bill Land, Sean Elliott, Andrew Monaco
Radio (English): WOAI (1200 AM), Bill Shoening
Radio (Spanish): KCOR (1350 AM), Paul Castro
Team Colors: Metallic Silver, Black

GRIZZLIES STREAKS

Overall: 20-63 (5-L)
Home: 13-29 (2-L) **Road:** 7-34 (3-L)

ALL-TIME SERIES

SEASON	W-L	DATE	RESULT	HOME	VISITOR
2015-16	0-4	3/28/16	L	Grizzlies 87	San Antonio 101
		3/25/16	L	San Antonio 110	Grizzlies 104
		12/3/15	L	Grizzlies 83	San Antonio 103
		11/21/15	L	San Antonio 92	Grizzlies 82
2014-15	2-2	3/29/15	L	San Antonio 103	Grizzlies 89
		12/30/14	W	Grizzlies 95	San Antonio 87
		12/17/14 (3ot)	W	San Antonio 116	Grizzlies 117
		12/5/14	L	Grizzlies 101	San Antonio 107
2013-14	0-4	4/6/14	L	San Antonio 112	Grizzlies 92
		1/7/14 (ot)	L	Grizzlies 108	San Antonio 110
		11/22/13	L	Grizzlies 86	San Antonio 102
		10/30/13	L	San Antonio 101	Grizzlies 94
2012-13	2-2	4/1/13	W	Grizzlies 92	San Antonio 90
		1/16/13	L	San Antonio 103	Grizzlies 82
		1/11/13 (ot)	W	Grizzlies 101	San Antonio 98
		12/1/12 (ot)	L	San Antonio 99	Grizzlies 95
2011-12	0-4	4/12/12	L	San Antonio 107	Grizzlies 97
		2/6/12	L	Grizzlies 84	San Antonio 89
		1/30/12	L	Grizzlies 73	San Antonio 83
		12/26/11	L	San Antonio 95	Grizzlies 82
2010-11	2-2	3/27/11	W	Grizzlies 111	San Antonio 104
		3/1/11	W	Grizzlies 109	San Antonio 93
		2/27/11	L	San Antonio 95	Grizzlies 88
		12/18/10 (ot)	L	San Antonio 112	Grizzlies 106
2009-10	2-2	4/9/10	W	San Antonio 99	Grizzlies 107
		3/6/10	L	Grizzlies 92	San Antonio 102
		1/29/10	L	San Antonio 104	Grizzlies 97
		1/16/10	W	Grizzlies 92	San Antonio 86

2016-17 SCHEDULE

Mon, Feb 6, 2017 at Memphis Thu, Mar 23, 2017 at San Antonio
Sat, Mar 18, 2017 at Memphis Tue, Apr 4, 2017 at San Antonio

SEASON	W-L	DATE	RESULT	HOME	VISITOR
2008-09	0-4	1/2/09	L	Grizzlies 80	San Antonio 91
		12/27/08 (2ot)	L	San Antonio 106	Grizzlies 103
		11/28/08	L	San Antonio 109	Grizzlies 98
		11/24/08	L	Grizzlies 81	San Antonio 94
2007-08	1-3	12/30/07	L	San Antonio 111	Grizzlies 87
		12/19/07	W	Grizzlies 88	San Antonio 85
		11/23/07	L	San Antonio 101	Grizzlies 88
		10/31/07	L	Grizzlies 101	San Antonio 104
2006-07	1-3	4/16/07	W	Grizzlies 101	San Antonio 91
		1/26/07	L	San Antonio 112	Grizzlies 96
		1/7/07	L	Grizzlies 96	San Antonio 110
		12/20/06	L	San Antonio 105	Grizzlies 98
2005-06	0-4	4/9/06	L	San Antonio 83	Grizzlies 81
		2/24/06	L	Grizzlies 80	San Antonio 83
		1/16/06	L	Grizzlies 83	San Antonio 93
		1/14/06	L	San Antonio 80	Grizzlies 79
2004-05	3-1	4/18/05	W	Grizzlies 94	San Antonio 92
		4/16/05	L	San Antonio 97	Grizzlies 75
		2/26/05	W	San Antonio 82	Grizzlies 84
		11/22/04	W	Grizzlies 93	San Antonio 90
2003-04	3-1	3/9/04	W	Grizzlies 94	San Antonio 88
		3/1/04	W	San Antonio 80	Grizzlies 81
		12/15/03	L	San Antonio 78	Grizzlies 67
		11/3/03	W	Grizzlies 88	San Antonio 80
2002-03	1-3	4/2/03	L	Grizzlies 87	San Antonio 105
		1/22/03	W	San Antonio 93	Grizzlies 98
		11/22/02	L	San Antonio 95	Grizzlies 86
		11/4/02 (ot)	L	Grizzlies 101	San Antonio 103

ALL-TIME SERIES (CONTINUED)

SEASON	W-L	DATE	RESULT	HOME	VISITOR
2001-02	0-4	4/13/02	L	Grizzlies 92	San Antonio 113
		3/12/02	L	San Antonio 98	Grizzlies 84
		2/19/02 (ot)	L	San Antonio 99	Grizzlies 93
		12/30/01	L	Grizzlies 79	San Antonio 83
2000-01	0-4	3/5/01	L	Grizzlies 77	San Antonio 91
		1/23/01	L	San Antonio 110	Grizzlies 77
		12/3/00	L	Grizzlies 79	San Antonio 97
		11/11/00	L	San Antonio 91	Grizzlies 78
1999-00	0-4	4/17/00	L	San Antonio 100	Grizzlies 93
		4/9/00	L	Grizzlies 99	San Antonio 107
		12/30/99	L	Grizzlies 88	San Antonio 98
		12/9/99	L	San Antonio 99	Grizzlies 91
1998-99	0-3	4/29/99	L	Grizzlies 72	San Antonio 99
		4/1/99	L	San Antonio 103	Grizzlies 91
		3/20/99 (ot)	L	Grizzlies 88	San Antonio 92
SEASON	W-L	DATE	RESULT	HOME	VISITOR
1997-98	0-4	4/16/98	L	Grizzlies 97	San Antonio 110
		12/30/97	L	Grizzlies 115	San Antonio 124
		12/17/97	L	San Antonio 98	Grizzlies 87
		11/5/97	L	San Antonio 87	Grizzlies 79
1996-97	3-1	2/12/97	W	San Antonio 101	Grizzlies 106
		12/30/96	L	Grizzlies 88	San Antonio 95
		12/6/96	W	San Antonio 89	Grizzlies 105
		11/24/96	W	Grizzlies 96	San Antonio 91
1995-96	0-4	4/16/96	L	Grizzlies 86	San Antonio 95
		4/10/96	L	San Antonio 105	Grizzlies 82
		2/25/96	L	Grizzlies 84	San Antonio 95
		11/8/95	L	San Antonio 111	Grizzlies 62

BIGGEST WIN/WORST LOSS

	DATE	SCORE	MARGIN
Biggest Win	3/1/11	109-93	16 (2x)
Worst Loss	11/8/95	62-111	49

* Most recent occurrence

LAST WIN/LOSS

	DATE	SCORE
Last Home Win	12/30/14	95-87
Last Home Loss	3/28/16	87-101
Last Road Win	12/17/14	117-116 (3ot)
Last Road Loss	3/25/16	104-110

2015-16 SEASON SERIES STATISTICS

MEMPHIS VS. SAN ANTONIO

PLAYER	G-GS	MIN	FG-FGA	PCT	3FG-FGA	PCT	FT-FTA	PCT	OFF	DEF	TOT	AST	PF-DQ	STL	TO	BLK	PTS	AVG	HI
Conley	2-2	60	10-25	.400	0-3	.000	11-11	1.000	1	7	8	9	3-0	2	2	3	31	15.5	16
Gasol	2-2	73	10-20	.500	0-0	---	3-4	.750	5	11	16	8	6-0	5	10	3	23	11.5	15
Ja. Green	4-3	87	20-37	.541	1-4	.250	3-4	.750	3	12	15	8	16-0	2	1	2	44	11.0	20
Chalmers	2-0	41	5-21	.238	1-8	.125	10-10	1.000	2	5	7	6	7-0	3	2	0	21	10.5	15
Lee	2-0	66	8-19	.421	1-4	.250	4-4	1.000	1	1	2	2	2-0	2	4	0	21	10.5	15
Farmer	2-2	49	8-17	.471	2-6	.333	2-2	1.000	0	5	5	7	5-0	3	2	0	20	10.0	11
Barnes	4-2	116	15-30	.500	3-11	.273	6-6	1.000	6	14	20	10	12-0	4	9	2	39	9.8	14
Andersen	2-2	60	7-15	.467	1-3	.333	3-4	.750	6	6	12	3	3-0	3	0	1	18	9.0	13
Randolph	1-1	29	4-10	.400	0-0	---	1-2	.500	3	3	6	1	2-0	0	1	0	9	9.0	9
McCallum	2-0	48	8-23	.348	1-5	.200	0-0	---	0	5	5	5	1-0	1	1	0	17	8.5	10
Je. Green	2-2	55	7-18	.389	1-2	.500	1-2	.500	0	9	9	3	2-0	1	1	0	16	8.0	10
V. Carter	4-0	65	10-23	.435	2-8	.250	9-10	.900	0	9	9	3	5-0	2	5	0	31	7.8	14
Stephenson	2-0	49	10-23	.435	1-3	.333	0-1	.000	3	2	5	6	5-0	3	6	0	21	10.5	17
Martin	2-0	36	4-7	.571	0-0	---	2-4	.500	2	5	7	2	4-0	0	1	1	10	5.0	7
Allen	4-4	69	8-23	.348	1-3	.333	2-4	.500	2	4	6	2	1-0	4	4	1	19	4.8	9
Ennis	1-0	6	0-1	.000	0-1	.000	3-4	.750	0	2	2	1	0-0	1	0	1	3	3.0	3
Hollins	2-0	33	2-2	1.000	0-0	---	2-6	.333	3	1	4	1	6-0	2	1	1	6	3.0	6
Munford	2-0	13	2-4	.500	1-1	1.000	0-1	.000	0	4	4	2	1-0	0	0	1	5	2.5	5
Smith	1-0	4	1-2	.500	0-0	---	0-0	---	0	0	0	1	0-0	0	1	0	2	2.0	2
GRIZZLIES	4	960	139-320	.434	16-62	.258	62-79	.785	37	105	142	80	81-0	38	53	16	356	89.0	104

SAN ANTONIO VS. MEMPHIS

PLAYER	G-GS	MIN	FG-FGA	PCT	3FG-FGA	PCT	FT-FTA	PCT	OFF	DEF	TOT	AST	PF-DQ	STL	TO	BLK	PTS	AVG	HI
Aldridge	3-3	97	30-46	.652	0-0	---	21-26	.808	11	18	29	4	2-0	2	3	8	81	27.0	32
Leonard	2-2	73	14-28	.500	10-15	.667	8-10	.800	2	13	15	6	3-0	2	1	2	46	23.0	27
Parker	3-3	89	19-33	.576	0-1	.000	11-12	.917	3	8	11	13	4-0	2	8	2	49	16.3	18
Ginobili	3-0	69	15-25	.600	7-10	.700	4-6	.667	1	6	7	11	3-0	3	7	0	41	13.7	15
Duncan	3-3	98	14-22	.636	0-0	---	0-1	.000	5	23	28	16	8-0	6	5	5	28	9.3	12
Martin	2-1	56	4-16	.250	3-8	.375	3-3	1.000	1	4	5	3	6-0	1	3	0	14	7.0	13
Mills	3-0	63	10-20	.500	4-11	.364	0-0	---	1	4	5	7	4-0	2	5	0	24	8.0	17
West	3-1	53	10-15	.667	0-0	---	2-4	.500	1	10	11	2	9-0	1	5	1	22	7.3	8
Anderson	4-2	94	10-18	.556	1-3	.333	6-6	1.000	1	13	14	13	6-0	5	3	3	27	6.8	13
Miller	2-1	44	5-12	.417	0-2	.000	2-6	.333	1	0	1	7	3-0	2	2	0	12	6.0	8
Diaw	3-0	47	7-17	.412	0-1	.000	3-4	.750	2	9	11	3	5-0	0	8	1	17	5.7	13
Green	3-3	83	7-22	.318	1-13	.077	2-2	1.000	1	11	12	5	7-0	3	7	2	17	5.7	9
Simmons	3-0	37	5-13	.385	1-3	.333	2-4	.500	1	5	6	3	6-0	1	1	0	13	4.3	8
Bonner	4-0	15	4-9	.444	2-5	.400	0-0	---	1	2	3	0	4-0	1	1	0	10	2.5	5
Marjanovic	3-1	36	1-5	.200	0-0	---	3-4	.750	3	7	10	2	4-0	0	0	1	5	1.7	5
Butler	1-0	6	0-0	---	0-0	---	0-0	---	0	0	0	0	0-0	0	1	1	0	0.0	0
McCallum	1-0	0	0-0	---	0-0	---	0-0	---	0	0	0	0	0-0	0	0	0	0	0.0	0
SPURS	4	960	155-301	.515	29-72	.403	67-88	.761	35	133	168	95	74-0	31	62	26	406	10.1	110



TORONTO RAPTORS



EASTERN CONFERENCE / ATLANTIC DIVISION



Home Court: Air Canada Centre – 19,800 (1999)

Office: 50 Bay Street, Suite 500, Toronto, Ontario, Canada, M5J 2L2

Phone: (416) 815-5600

Website: raptors.com

Chairman of the Board & NBA Governor: Lawrence M. Tanenbaum, O.C.

President: Masai Ujiri

General Manager: Jeff Weltman

Assistant General Manager/Vice President, Basketball Strategy: Bobby Webster

Head Coach: Dwane Casey

Assistant Coaches: Rex Kalamian, Nick Nurse, Jama Mahlalela, Patrick Mutumbo, Jim Sann

Assistant Coach/Director of Sports Science: Alex McKechnie

Head Athletic Trainer: Scott McCullough

Media Relations Staff: Jim LaBumbard, Roven Yau, Phil Summers

Television: TSN, TSN 2, Sportsnet, Sportsnet ONE, Sportsnet 360. Matt Devlin, Leo Rautins, Jack Armstrong, Sherman Hamilton

Radio: TSN Radio 1050 (1050 AM), Sportsnet 590 (590 AM). Paul Jones, Eric Smith, Jack Armstrong, Sherman Hamilton

Team Colors: Red, Black, Silver

GRIZZLIES STREAKS

Overall: 22-19 (2-L)

Home: 12-8 (1-L) **Road:** 10-11 (3-L)

ALL-TIME SERIES

SEASON	W-L	DATE	RESULT	HOME	VISITOR
2015-16	0-2	4/1/16	L	Grizzlies 95	Toronto 99
		2/21/16	L	Toronto 98	Grizzlies 85
2014-15	1-1	1/21/15	W	Grizzlies 92	Toronto 86
		11/19/14	L	Toronto 96	Grizzlies 92
2013-14	0-2	3/14/14	L	Toronto 99	Grizzlies 86
		11/13/13	L	Grizzlies 87	Toronto 103
2012-13	2-0	2/20/13	W	Toronto 82	Grizzlies 88
		11/28/12	W	Grizzlies 103	Toronto 82
2011-12	1-1	3/16/12 (ot)	L	Grizzlies 110	Toronto 84
		3/2/12	W	Toronto 99	Grizzlies 102
2010-11	2-0	1/24/11	W	Toronto 98	Grizzlies 100
		12/27/10	W	Grizzlies 96	Toronto 85
2009-10	2-0	2/17/10 (ot)	W	Toronto 102	Grizzlies 109
		10/30/09	W	Grizzlies 115	Toronto 107
2008-09	1-1	2/7/09	W	Grizzlies 78	Toronto 70
		1/9/09	L	Toronto 103	Grizzlies 82
2007-08	0-2	11/28/07	L	Toronto 103	Grizzlies 91
		11/21/07	L	Grizzlies 89	Toronto 95
2006-07	1-1	3/7/07	L	Toronto 94	Grizzlies 87
		12/30/06	W	Grizzlies 110	Toronto 104
2005-06	2-0	2/21/06	W	Grizzlies 94	Toronto 88
		11/30/05	W	Toronto 66	Grizzlies 92
2004-05	2-0	4/6/05	W	Toronto 74	Grizzlies 104
		3/4/05	W	Grizzlies 86	Toronto 75

2016-17 SCHEDULE

Wed, Nov 30, 2016 at Toronto

Wed, Jan 25, 2017 at Memphis

SEASON	W-L	DATE	RESULT	HOME	VISITOR
2003-04	2-0	3/28/04	W	Toronto 88	Grizzlies 94
		3/23/04	W	Grizzlies 95	Toronto 88
2002-03	1-1	3/9/03	W	Toronto 106	Grizzlies 119
		12/1/02	L	Grizzlies 87	Toronto 92
2001-02	1-1	1/8/02	W	Grizzlies 84	Toronto 81
		11/29/01	L	Toronto 91	Grizzlies 88
2000-01	0-2	3/25/00	L	Toronto 102	Grizzlies 92
		3/11/00	L	Grizzlies 84	Toronto 101
1999-00	1-1	3/5/00	L	Grizzlies 92	Toronto 94
		1/9/00	W	Toronto 97	Grizzlies 107
1998-99	0-1	2/21/99	L	Toronto 102	Grizzlies 87
		3/8/98	W	Grizzlies 113	Toronto 106
1997-98	1-1	2/22/98 (ot)	L	Toronto 113	Grizzlies 105
		3/9/97	L	Toronto 81	Grizzlies 77
1996-97	1-1	3/9/97	L	Grizzlies 100	Toronto 92
		1/19/97	W	Grizzlies 100	Toronto 92
1995-96	1-1	1/25/96 (ot)	W	Toronto 101	Grizzlies 106
		12/10/95	L	Grizzlies 81	Toronto 93

BIGGEST WIN/WORST LOSS

	DATE	SCORE	MARGIN
Biggest Win	4/6/05	104-74	30
Worst Loss	1/9/09	82-103	21

LAST WIN/LOSS

	DATE	SCORE
Last Home Win	1/21/15	92-86
Last Home Loss	4/1/16	95-99
Last Road Win	2/20/13	88-82
Last Road Loss	2/21/16	85-98

2015-16 SEASON SERIES STATISTICS

MEMPHIS VS. TORONTO

PLAYER	G-GS	MIN	FG-FGA	PCT	3FG-FGA	PCT	FT-FTA	PCT	OFF	DEF	TOT	AST	PF-DQ	STL	TO	BLK	PTS	AVG	HI
Randolph	2-2	65	13-31	.419	0-1	.000	8-8	1.000	3	7	10	5	6-0	1	3	0	34	17.0	18
V. Carter	2-0	50	8-18	.444	4-10	.400	6-8	.750	6	7	13	2	7-0	3	1	0	26	13.0	16
Chalmers	1-0	19	5-15	.333	1-4	.250	6-7	.857	2	2	4	0	4-0	2	1	0	17	17.0	17
Farmer	1-1	26	4-10	.400	2-5	.400	2-2	1.000	0	2	2	2	2-0	2	1	1	12	12.0	12
Munford	1-0	22	5-7	.714	2-3	.667	0-0	---	0	2	2	3	0-0	1	2	0	12	12.0	12
Allen	1-1	22	5-10	.500	0-0	---	0-0	---	4	1	5	2	4-0	3	3	1	10	10.0	10
Stephenson	2-0	51	11-25	.440	0-1	.000	6-6	1.000	0	6	6	6	2-0	1	3	1	28	14.0	16
Conley	1-1	35	2-12	.167	0-4	.000	4-5	.800	1	4	5	4	0-0	0	1	0	8	8.0	8
Martin	1-0	18	1-1	1.000	0-0	---	6-8	.750	1	3	4	0	3-0	2	0	1	8	8.0	8
Ja. Green	2-1	48	7-14	.500	0-1	.000	0-1	.000	5	8	13	0	5-0	3	2	2	14	7.0	10
Hairston	1-1	16	1-5	.200	0-2	.000	0-0	---	0	1	1	0	3-0	0	2	0	2	2.0	2
Andersen	2-1	29	1-4	.250	1-1	1.000	1-2	.500	3	5	8	1	3-0	1	1	1	4	2.0	3
Wright	1-0	21	1-2	.500	0-0	---	0-0	---	1	1	2	1	2-0	0	3	1	2	2.0	2
Barnes	2-2	58	1-13	.077	0-7	.000	1-2	.500	2	9	11	3	9-0	0	4	2	3	1.5	2
GRIZZLIES	2	480	65-167	.389	10-39	.256	40-49	.816	28	58	86	29	50-0	19	27	10	180	90.0	95

TORONTO VS. MEMPHIS

PLAYER	G-GS	MIN	FG-FGA	PCT	3FG-FGA	PCT	FT-FTA	PCT	OFF	DEF	TOT	AST	PF-DQ	STL	TO	BLK	PTS	AVG	HI
DeRozan	2-2	73	14-33	.424	1-2	.500	19-21	.905	2	9	11	7	5-0	1	7	0	48	24.0	27
Lowry	2-2	76	13-30	.433	6-16	.375	8-9	.889	0	7	7	9	6-0	2	7	1	40	20.0	22
Powell	1-1	31	4-4	1.000	2-2	1.000	4-4	1.000	0	4	4	5	0-0	2	4	1	14	14.0	14
Ross	2-0	45	8-15	.533	5-11	.455	0-1	.000	1	2	3	1	3-0	0	2	0	21	10.5	12
Valanciunas	2-2	67	5-12	.417	0-0	---	11-12	.917	7	19	26	1	4-0	4	1	8	21	10.5	11
Joseph	2-0	49	6-14	.429	3-7	.429	2-2	1.000	2	3	5	3	6-0	0	2	0	17	8.5	14
Scola	1-1	18	3-11	.273	0-4	.000	1-1	1.000	1	1	2	0	3-0	1	1	0	7	7.0	7
Patterson	2-0	56	3-17	.176	2-9	.222	5-6	.833	4	7	11	2	4-0	1	1	1	13	6.5	11
Biyombo	2-0	29	3-5	.600	0-1	.000	1-2	.500	2	8	10	0	9-0	1	4	2	7	3.5	5
Thompson	1-1	22	3-5	.600	0-1	.000	0-0	---	1	5	6	0	1-0	0	1	1	6	6.0	6
J. Johnson	1-1	15	1-6	.167	0-3	.000	1-2	.500	0	3	3	0	0-0	0	0	0	3	3.0	3
RAPTORS	2	480	63-152	.414	19-56	.339	52-60	.867	20	68	88	28	41-0	12	32	14	197	98.5	99



UTAH JAZZ



WESTERN CONFERENCE / NORTHWEST DIVISION



Home Court: Vivint Smart Home Arena – 19,911 (1991)

Office: 301 W. South Temple, Salt Lake City, UT 84101

Phone: (801) 325-2500

Website: utahjazz.com

Owner: Gail Miller

President: Steve Starks

General Manager: Dennis Lindsey

Vice President of Player Personnel: Walt Perrin

Vice President of Basketball Operations: Linda Luchetti

Executive Director of International Scouting: Richard Smith

Director of Pro Player Personnel: David Fredman

Head Coach: Quin Snyder

Assistant Coaches: Johnnie Bryant, Alex Jensen, Igor Kokoskov, Antonio Lang, Mike Wells

Assistant Coach/Integrated Player Development: Jeff Watkinson

Head Athletic Trainer: Brian Zettler

Communications Staff: Frank Zang, Jonathan Rinehart, Derek Garduño, Caroline Burleson

Television: ROOT Sports. Craig Bolerjack, Matt Harpring, Kristen Kenney

Radio: KZNS (1280 AM/97.5 FM The Zone). David Locke, Ron Boone

Team Colors: Navy, Dark Yellow, Dark Green, Gray

GRIZZLIES STREAKS

Overall: 26-51 (1-W)

Home: 16-22 (1-W) **Road:** 10-29 (2-L)

ALL-TIME SERIES

SEASON	W-L	DATE	RESULT	HOME	VISITOR
2015-16	1-2	3/4/16	W	Grizzlies 94	Utah 88
		1/2/16 (ot)	L	Utah 92	Grizzlies 87
		11/7/15	L	Utah 89	Grizzlies 79
2014-15	2-2	4/10/15	W	Utah 88	Grizzlies 89
		3/3/15	L	Grizzlies 82	Utah 93
		2/4/15	W	Utah 90	Grizzlies 100
		12/22/14	L	Grizzlies 91	Utah 97
2013-14	3-0	3/26/14	W	Utah 87	Grizzlies 91
		3/19/14	W	Grizzlies 96	Utah 86
		12/23/13	W	Grizzlies 104	Utah 94
2012-13	3-1	4/17/13	W	Grizzlies 86	Utah 70
		3/16/13	L	Utah 90	Grizzlies 84
		12/15/12	W	Utah 86	Grizzlies 99
2011-12	1-2	11/5/12	W	Grizzlies 103	Utah 94
		4/14/12	W	Grizzlies 103	Utah 98
		2/12/12	L	Grizzlies 88	Utah 98
2010-11	2-2	1/6/12	L	Utah 94	Grizzlies 85
		3/21/11	W	Grizzlies 103	Utah 85
		1/7/11	W	Grizzlies 110	Utah 99
		1/1/11	L	Utah 98	Grizzlies 92
2009-10	1-2	12/6/10	L	Utah 94	Grizzlies 85
		1/8/10	W	Grizzlies 91	Utah 89
		1/6/10	L	Utah 117	Grizzlies 94
		11/30/09	L	Utah 120	Grizzlies 93

2016-17 SCHEDULE

Mon, Nov 14, 2016 at Utah Sun, Jan 8, 2017 at Memphis
Sun, Dec 18, 2016 at Memphis Sat, Jan 28, 2017 at Utah

SEASON	W-L	DATE	RESULT	HOME	VISITOR
2008-09	0-4	2/17/09	L	Utah 117	Grizzlies 99
		1/16/09	L	Grizzlies 91	Utah 101
		11/26/08	L	Utah 117	Grizzlies 100
		11/22/08	L	Grizzlies 94	Utah 103
2007-08	0-3	3/1/08	L	Grizzlies 92	Utah 113
		2/2/08	L	Grizzlies 91	Utah 110
		11/10/07	L	Utah 118	Grizzlies 94
2006-07	1-3	3/24/07	L	Utah 118	Grizzlies 108
		2/28/07	L	Grizzlies 88	Utah 104
		1/24/07 (ot)	W	Utah 130	Grizzlies 132
		12/23/06	L	Grizzlies 97	Utah 100
2005-06	3-1	3/19/06	W	Grizzlies 90	Utah 84
		1/6/06	W	Grizzlies 87	Utah 65
		12/26/05 (ot)	L	Utah 105	Grizzlies 102
2004-05	3-0	11/19/05	W	Utah 72	Grizzlies 80
		3/11/05	W	Utah 82	Grizzlies 94
		1/22/05	W	Utah 94	Grizzlies 110
2003-04	1-3	1/3/05	W	Grizzlies 92	Utah 82
		4/5/04	L	Utah 92	Grizzlies 81
		1/30/04	L	Grizzlies 79	Utah 85
2002-03	1-3	1/2/04	W	Grizzlies 100	Utah 88
		11/8/03	L	Utah 96	Grizzlies 89
		2/24/03	W	Grizzlies 103	Utah 92
		2/5/03	L	Utah 105	Grizzlies 84
		12/22/02	L	Grizzlies 74	Utah 103
		12/6/02	L	Utah 104	Grizzlies 71

ALL-TIME SERIES (CONTINUED)

SEASON	W-L	DATE	RESULT	HOME	VISITOR
2001-02	3-1	3/11/02	W	Grizzlies 79	Utah 78
		2/28/02	L	Utah 114	Grizzlies 70
		2/5/02	W	Grizzlies 86	Utah 79
		1/12/02 (ot)	W	Utah 95	Grizzlies 97
2000-01	0-4	4/1/01	L	Grizzlies 73	Utah 92
		2/28/01	L	Utah 101	Grizzlies 83
		2/7/01	L	Grizzlies 82	Utah 92
		12/7/00	L	Utah 98	Grizzlies 87
1999-00	1-3	3/25/00	L	Grizzlies 75	Utah 84
		1/26/00	W	Utah 99	Grizzlies 116
		1/20/00	L	Grizzlies 89	Utah 94
		12/29/99	L	Utah 101	Grizzlies 90
1998-99	0-3	4/12/99	L	Utah 98	Grizzlies 82
		3/26/99	L	Grizzlies 80	Utah 85
		3/3/99	L	Utah 109	Grizzlies 86

SEASON	W-L	DATE	RESULT	HOME	VISITOR
1997-98	0-4	4/5/98	L	Grizzlies 93	Utah 99
		3/13/98	L	Utah 110	Grizzlies 101
		12/28/97	L	Grizzlies 88	Utah 89
		11/12/97	L	Utah 98	Grizzlies 80
1996-97	0-4	4/4/97	L	Utah 106	Grizzlies 79
		3/2/97	L	Grizzlies 86	Utah 93
		1/17/97	L	Grizzlies 68	Utah 106
		11/15/96	L	Utah 104	Grizzlies 96
1995-96	0-4	4/18/96	L	Grizzlies 79	Utah 94
		3/29/96	L	Utah 105	Grizzlies 91
		2/7/96	L	Utah 102	Grizzlies 79
		2/5/96	L	Grizzlies 83	Utah 92

BIGGEST WIN/WORST LOSS

	DATE	SCORE	MARGIN
Biggest Win	1/6/06	87-65	22
Worst Loss	2/29/02	70-114	44

LAST WIN/LOSS

	DATE	SCORE
Last Home Win	3/4/16	94-88
Last Home Loss	3/3/15	82-93
Last Road Win	4/10/15	89-88
Last Road Loss	1/2/16	87-92 (ot)

2015-16 SEASON SERIES STATISTICS

MEMPHIS VS. UTAH

PLAYER	G-GS	MIN	FG-FGA	PCT	3FG-FGA	PCT	FT-FTA	PCT	OFF	DEF	TOT	AST	PF-DQ	STL	TO	BLK	PTS	AVG	HI
Gasol	2-2	84	12-34	.353	0-0	---	9-10	.900	5	12	17	10	7-0	0	8	3	33	16.5	20
Conley	3-3	109	17-54	.315	5-18	.278	8-13	.615	1	9	10	13	8-0	2	6	1	47	15.7	20
Randolph	3-2	97	18-40	.450	1-1	1.000	6-10	.600	6	16	22	6	7-0	2	5	0	43	14.3	25
Lee	2-2	68	7-19	.368	3-6	.500	6-7	.857	1	6	7	4	5-0	3	1	0	23	11.5	17
Chalmers	2-0	42	7-13	.538	3-4	.750	2-3	.667	2	4	6	6	6-0	5	5	2	19	9.5	11
Allen	2-2	60	7-16	.438	1-1	1.000	3-5	.600	4	11	15	2	8-0	6	1	0	18	9.0	13
Barnes	2-1	45	5-14	.357	3-8	.375	3-3	1.000	1	2	3	0	6-0	1	2	1	16	8.0	11
Je. Green	2-1	73	7-20	.350	0-7	.000	0-2	.000	2	12	14	0	6-0	1	3	0	14	7.0	8
Andersen	1-1	27	2-2	1.000	0-0	---	2-2	1.000	2	8	10	0	2-0	1	0	1	6	6.0	6
Stephenson	1-0	25	8-11	.727	0-0	---	0-0	---	0	5	5	1	5-0	0	2	0	16	16.0	16
V. Carter	2-0	29	4-11	.364	1-6	.167	0-0	---	1	4	5	3	1-0	1	0	0	9	4.5	9
Udrih	1-0	8	2-3	.667	0-0	---	0-0	---	0	0	0	0	0-0	0	1	0	4	4.0	4
Ja. Green	3-0	35	3-8	.375	0-2	.000	2-2	1.000	1	5	6	2	1-0	0	0	0	8	2.7	6
Hairston	1-1	17	1-6	.167	0-2	.000	0-0	---	1	2	3	0	3-0	1	1	0	2	1.0	2
Hollins	2-0	17	0-1	.000	0-0	---	2-2	1.000	3	0	3	0	1-0	0	1	2	2	1.0	2
Martin	1-0	3	0-0	---	0-0	---	0-0	---	0	0	0	0	0-0	0	0	0	0	0.0	0
Stokes	1-0	1	0-0	---	0-0	---	0-0	---	0	0	0	0	0-0	0	0	0	0	0.0	0
Wright	1-0	6	0-1	.000	0-0	---	0-0	---	0	0	0	0	1-0	1	0	0	0	0.0	0
GRIZZLIES	3	745	100-253	.395	17-55	.309	43-59	.729	30	96	126	47	67-0	24	38	10	260	86.7	94

UTAH VS. MEMPHIS

PLAYER	G-GS	MIN	FG-FGA	PCT	3FG-FGA	PCT	FT-FTA	PCT	OFF	DEF	TOT	AST	PF-DQ	STL	TO	BLK	PTS	AVG	HI
Hayward	3-3	115	18-32	.563	4-10	.400	10-13	.769	1	16	17	10	5-0	3	8	1	50	16.7	18
Hood	3-3	103	14-32	.438	7-17	.412	12-15	.800	1	14	15	6	12-0	2	7	4	47	15.7	32
Favors	2-2	68	12-28	.429	0-0	---	2-2	1.000	5	14	19	0	2-0	3	6	1	26	13.0	14
Burke	3-0	80	13-38	.342	6-16	.375	6-7	.857	1	5	6	7	3-0	3	6	0	38	12.7	24
Mack	1-1	29	4-9	.444	1-2	.500	3-6	.500	1	4	5	8	4-0	2	2	0	12	12.0	12
Whitney	1-1	32	5-9	.556	0-0	---	2-4	.500	3	7	10	2	6-1	1	3	4	12	12.0	12
Gobert	2-2	74	6-13	.462	0-0	---	8-12	.667	8	21	29	2	6-0	1	5	9	20	10.0	13
Burks	1-0	25	2-6	.333	1-3	.333	4-4	1.000	1	2	3	4	3-0	1	4	0	9	9.0	9
Pleiss	1-0	17	3-4	.750	0-0	---	0-0	---	1	5	6	1	5-0	0	2	0	6	6.0	6
Lyles	3-1	36	6-10	.600	2-5	.400	2-2	1.000	0	4	4	2	2-0	0	3	0	16	5.3	9
Booker	3-0	69	3-11	.273	1-2	.500	5-8	.625	8	12	20	6	10-0	1	5	3	12	4.0	8
Ingles	3-0	35	4-11	.364	3-9	.333	0-0	---	0	0	0	2	1-0	0	0	0	11	3.7	8
Neto	3-2	45	3-17	.176	0-8	.000	1-2	.500	0	4	4	5	2-0	0	3	0	7	2.3	4
Johnson	2-0	18	4-14	.250	1-1	1.000	0-0	---	0	4	4	1	1-0	0	0	0	3	1.5	3
JAZZ	3	745	94-224	.420	26-73	.356	55-75	.733	30	112	142	56	62-1	17	55	22	269	89.7	92



WASHINGTON WIZARDS



EASTERN CONFERENCE / SOUTHEAST DIVISION



Home Court: Verizon Center – 20,356 (1997)

Office: 601 F Street NW, Washington DC, 20004

Phone: (202) 661-5000

Website: washingtonwizards.com

Majority Owner: Ted Leonsis

President: Ernie Grunfeld

Head Coach: Scott Brooks

Assistant Coaches: Tony Brown, Sidney Lowe, Chad Iske, Mike Terpstra, Maz Trakh

Assistant Coach/Player Development: David Adkins

Head Athletic Trainer: Corey Bennett

Communications Staff: Scott Hall, Patrick Rees, DeAndre Phillips

Television: Comcast SportsNet. Steve Buckhantz, Phil Chenier, Chris Miller

Radio: WNEW 99.1 FM/WFED 1500 AM. Dave Johnson, Glenn Consor

Team Colors: Red, White, Blue

GRIZZLIES STREAKS

Overall: 21-16 (2-L)

Home: 15-4 (1-L) **Road:** 6-12 (1-L)

ALL-TIME SERIES

SEASON	W-L	DATE	RESULT	HOME	VISITOR
2015-16	1-1	12/23/15	L	Washington 100	Grizzlies 91
		12/14/15	W	Grizzlies 112	Washington 95
2014-15	0-2	4/4/15	L	Grizzlies 83	Washington 92
		3/12/15	L	Washington 107	Grizzlies 87
2013-14	2-0	3/3/14	W	Washington 104	Grizzlies 110
		2/11/14	W	Grizzlies 92	Washington 89
2012-13	1-1	3/25/13	L	Washington 107	Grizzlies 94
		2/1/13	W	Grizzlies 85	Washington 76
2011-12	1-0	3/18/12	W	Grizzlies 97	Washington 92
		1/29/11	W	Grizzlies 107	Washington 93
2010-11	1-1	11/19/10	L	Washington 89	Grizzlies 86
		2/24/10	W	Washington 94	Grizzlies 99
2009-10	2-0	12/28/09 (ot)	W	Grizzlies 116	Washington 111
		2/2/09	W	Washington 97	Grizzlies 113
2008-09	2-0	4/1/09	W	Grizzlies 112	Washington 107
		2/2/09	W	Washington 97	Grizzlies 113
2007-08	1-1	1/25/08	L	Washington 104	Grizzlies 93
		11/24/07	W	Grizzlies 124	Washington 118
2006-07	1-1	12/26/06	L	Washington 116	Grizzlies 101
		11/24/06	W	Grizzlies 95	Washington 80
2005-06	2-0	2/27/06	W	Grizzlies 108	Washington 98
		1/22/06	W	Washington 82	Grizzlies 93
2004-05	0-2	2/23/05	L	Washington 93	Grizzlies 83
		11/3/04	L	Grizzlies 91	Washington 103
2003-04	2-0	2/4/04	W	Washington 101	Grizzlies 103
		12/5/03	W	Grizzlies 92	Washington 77
2002-03	1-1	12/18/02	L	Washington 118	Grizzlies 100
		11/23/02	W	Grizzlies 85	Washington 74
2001-02	0-2	4/6/02	L	Washington 88	Grizzlies 85
		12/11/01	L	Grizzlies 81	Washington 91

2016-17 SCHEDULE

Sun, Oct 30, 2016 at Memphis

Wed, Jan 18, 2017 at Washington

SEASON	W-L	DATE	RESULT	HOME	VISITOR
2000-01	2-0	2/20/00	W	Washington 104	Grizzlies 116
		12/20/00	W	Grizzlies 118	Washington 104
1999-00	1-1	2/16/00	W	Grizzlies 92	Washington 87
		11/23/99	L	Washington 89	Grizzlies 87
1998-99	---	No games			
1997-98	1-1	2/14/98 (ot)	W	Grizzlies 110	Washington 108
		1/16/98	L	Washington 112	Grizzlies 110
1996-97	1-1	3/12/97	L	Washington 104	Grizzlies 82
		12/22/96	W	Grizzlies 91	Washington 87
1995-96	0-2	3/4/96	L	Grizzlies 81	Washington 96
		1/27/96	L	Washington 102	Grizzlies 77

BIGGEST WIN/WORST LOSS

	DATE	SCORE	MARGIN
Biggest Win	12/14/15	112-95	17
Worst Loss	1/27/96	77-102	25

LAST WIN/LOSS

	DATE	SCORE
Last Home Win	12/14/15	112-95
Last Home Loss	4/4/15	87-107
Last Road Win	3/3/14	110-104
Last Road Loss	12/23/15	91-100

2015-16 SEASON SERIES STATISTICS

MEMPHIS VS. WASHINGTON

PLAYER	G-GS	MIN	FG-FGA	PCT	3FG-FGA	PCT	FT-FTA	PCT	OFF	DEF	TOT	AST	PF-DQ	STL	TO	BLK	PTS	AVG	HI
Conley	2-2	77	16-30	.533	4-7	.571	3-3	1.000	1	6	7	14	1-0	3	2	0	39	19.5	21
Gasol	2-2	71	12-26	.462	0-0	---	11-12	.917	2	16	18	8	5-0	1	3	5	35	17.5	24
Ja. Green	2-2	78	14-26	.538	0-5	.000	6-9	.667	4	14	18	8	5-0	4	4	2	34	17.0	19
Randolph	2-0	47	9-16	.563	0-0	---	6-6	1.000	3	6	9	1	3-0	1	3	1	24	12.0	16
Lee	2-2	65	9-17	.529	4-6	.667	1-2	.500	0	4	4	1	4-0	2	0	0	23	11.5	15
Barnes	2-2	56	8-15	.533	4-9	.444	2-2	1.000	1	6	7	2	4-0	4	6	3	22	11.0	20
Chalmers	2-0	23	5-7	.714	1-1	1.000	1-1	1.000	0	2	2	1	5-0	2	1	0	12	6.0	12
Allen	1-0	22	1-2	.500	0-0	---	3-8	.375	1	2	3	1	3-0	2	3	1	5	5.0	5
Ja. Green	2-0	27	3-6	.500	0-0	---	2-2	1.000	0	4	4	1	3-0	0	2	0	8	4.0	8
V. Carter	1-0	13	0-5	.000	0-4	.000	1-2	.500	0	2	0	2-0	2	1	0	1	1	1.0	1
Smith	1-0	1	0-0	---	0-0	---	0-0	---	0	0	0	1	0-0	0	0	0	0	0.0	0
GRIZZLIES	2	480	77-150	.513	13-32	.406	36-47	.766	12	62	74	38	35-0	21	27	12	203	101.5	112

WASHINGTON VS. MEMPHIS

PLAYER	G-GS	MIN	FG-FGA	PCT	3FG-FGA	PCT	FT-FTA	PCT	OFF	DEF	TOT	AST	PF-DQ	STL	TO	BLK	PTS	AVG	HI
Sessions	2-0	56	10-19	.526	1-3	.333	9-11	.818	1	4	5	6	1-0	1	4	0	30	15.0	16
Neal	2-0	47	10-16	.625	3-4	.750	6-10	.600	1	1	2	2	3-0	1	2	0	29	14.5	24
Temple	2-2	57	10-22	.455	3-12	.250	3-4	.750	1	5	6	2	4-0	0	4	1	26	13.0	20
Dudley	2-2	58	11-17	.647	3-5	.600	0-2	.000	4	8	12	4	5-0	2	2	0	25	12.5	14
Gortat	2-2	65	10-24	.417	0-0	---	2-4	.500	7	14	21	3	6-0	2	5	0	22	11.0	12
Wall	2-2	66	7-29	.241	4-14	.286	2-2	1.000	0	7	7	23	1-0	1	8	1	20	10.0	14
Oubre	2-1	37	6-13	.462	4-5	.800	2-2	1.000	4	7	11	1	6-0	2	1	0	18	9.0	10
Humphries	2-0	35	4-11	.364	2-5	.400	3-4	.750	3	5	8	2	2-0	0	2	2	13	6.5	8
Blair	2-0	31	5-9	.556	0-0	---	0-0	---	1	4	5	1	7-0	2	0	1	10	5.0	6
Porter	1-1	27	1-8	.125	0-1	.000	0-0	---	0	3	3	4	1-0	1	0	0	2	2.0	2
WIZARDS	2	480	74-168	.440	20-49	.408	27-39	.692	22	58	80	48	36-0	12	30	5	195	97.5	100



OPPONENTS

SUMMARY OF ALL-TIME SERIES RECORDS & SINGLE-GAME HIGHS

Opponent	Games	Record	Win Loss %	Points Scored	Points Against	Points Per Game	Points Against Per Game
Atlanta Hawks	40	14-26	.350	3774	3937	94.4	98.4
Boston Celtics	40	18-22	.450	3965	4037	99.1	100.9
Brooklyn Nets	39	20-19	.513	3712	3678	95.2	94.3
Charlotte Hornets	35	16-19	.457	3283	3347	93.8	95.6
Chicago Bulls	41	19-22	.463	3784	3875	92.3	94.5
Cleveland Cavaliers	39	14-25	.359	3779	3907	96.9	100.2
Dallas Mavericks	82	23-59	.280	7765	8167	94.7	99.6
Denver Nuggets	79	30-49	.380	7654	7877	96.9	99.7
Detroit Pistons	40	18-22	.450	3693	3748	92.3	93.7
Golden State Warriors	78	38-40	.487	7738	7873	99.2	100.9
Houston Rockets	84	31-53	.369	7813	8119	93.0	96.7
Indiana Pacers	40	16-24	.400	3753	3831	93.8	95.8
Los Angeles Clippers	79	39-40	.494	7637	7669	96.7	97.1
Los Angeles Lakers	78	29-49	.372	7550	7904	96.8	101.3
Miami Heat	39	18-21	.462	3619	3645	92.8	93.5
Milwaukee Bucks	39	20-19	.513	3778	3722	96.9	95.4
Minnesota Timberwolves	80	35-45	.438	7683	7835	96.0	97.9
New Orleans Pelicans	52	24-28	.462	5058	5054	97.3	97.2
New York Knicks	39	20-19	.513	3770	3810	96.7	97.7
Oklahoma City Thunder	78	25-53	.321	7538	8001	96.6	102.6
Orlando Magic	39	21-18	.538	3701	3742	94.9	95.9
Philadelphia 76ers	40	19-21	.475	3872	3867	96.8	96.7
Phoenix Suns	78	28-50	.359	7691	7984	98.6	102.4
Portland Trail Blazers	78	34-44	.436	7191	7475	92.2	95.8
Sacramento Kings	78	35-43	.449	7750	7798	99.4	100.0
San Antonio Spurs	83	20-63	.241	7502	8125	90.4	97.9
Toronto Raptors	41	22-19	.537	3884	3848	94.7	93.9
Utah Jazz	77	26-51	.338	6947	7433	90.2	96.5
Washington Wizards	39	22-17	.564	3782	3789	97.0	97.2

GRIZZLIES			OPPONENTS		
Opponent	Player	Date	Player	Date	
Atlanta	J. Posey	38	at Atl, 3/29/04	A. Walker	31
Atlanta	J. Posey	38	at Atl, 3/29/04	A. Walker	31
Boston	B. Reeves	41	at Bos, 1/15/98	A. Walker	38
Brooklyn	A. Peeler	40	at NJN, 2/4/97	S. Marbury	42
Charlotte	P. Gasol	33	at Mem, 3/26/06	J. Richardson	38
Chicago	Z. Randolph	31	at Chi, 3/4/10	B. Gordon	33
Cleveland	P. Gasol	37	at Cle, 11/29/03	L. James	51
Dallas	(3) P. Gasol*	36	at Dal, 11/26/05	D. Nowitzki	38
Denver	M. Miller	41	at Mem, 3/17/06	A. McDyess	46
Detroit	Z. Randolph	34	at Det, 1/12/11	(2) C. Billups*	34
Golden State	M. Miller	45	at GSW, 2/21/07	S. Curry	46
Houston	J. Williams	38	at Mem, 11/30/01	H. Olajuwon	42
Indiana	(2) M. Gasol*	33	at Mem, 4/15/15	J. O'Neal	38
LA Clippers	M. Dickerson	40	at LAC, 2/10/00	E. Brand	44
LA Lakers	P. Gasol	35	at Mem, 3/22/07	K. Bryant	60
Miami	R. Gay	41	at Mia, 12/13/09	D. Wade	41
Milwaukee	S. Abdur-Rahim	38	at Van, 1/7/01	(2) M. Williams*	32
Minnesota	M. Bibby	37	at Min, 11/22/00	A. Jefferson	38
New Orleans	M. Gasol	38	at NOP, 12/1/15	J. Mashburn	50
New York	M. Gasol	37	at Mem, 1/16/16	J.R. Smith	35
Oklahoma City	P. Gasol	44	at Mem, 3/28/06	(3) R. Westbrook *	40
Orlando	R. Gay	32	at Ori, 12/15/07	A. Hardaway	37
Philadelphia	M. Conley	36	at Phi, 12/13/14	A. Iverson	38
Phoenix	B. Reeves	39	at Pho, 4/19/97	A. Stoudemire	42
Portland	(5) M. Gasol*	31	at Mem, 11/13/15	Z. Randolph	43
Sacramento	S. Abdur-Rahim	37	at Van, 1/11/97	K. Martin	48
San Antonio	(2) O.J. Mayo*	32	at SAS, 11/28/08	T. Duncan	42
Toronto	B. Reeves	38	at Van, 3/8/98	C. Bosh	37
Utah	P. Gasol	32	at Uta, 12/26/05	C. Boozer	39
Washington	P. Gasol	39	at Mem, 2/27/06	J. Wall	47

*Most recent occurrence

NBA



NBA



NBA

NBA



2016-17 NBA KEY DATES

Sept 8-10	Naismith Memorial Basketball Hall of Fame Enshrinement (Springfield, MA)	Jan 10	All contracts are guaranteed for the remainder of the season
Sept 23	First allowable date for players participating in preseason NBA Global Games to report to their teams (no earlier than 11 a.m. local time)	Jan 12	NBA Global Games 2017, Phoenix Suns vs. Dallas Mavericks (Mexico City)
Sept 24	Training Camps open for all teams participating in preseason NBA Global Games	Jan 12	NBA Global Games 2017, Denver Nuggets vs. Indiana Pacers (London)
Sept 26	First allowable date for all other players to report to their teams (no earlier than 11 a.m. local time)	Jan 14	NBA Global Games 2017, Phoenix Suns vs. San Antonio Spurs (Mexico City)
Sept 27	Training Camps open for all other teams	Feb 17-19	NBA All-Star 2017 (New Orleans, LA)
Oct 1	NBA Canada Series 2016, Golden State Warriors vs. Toronto Raptors (Vancouver)	Mar 1	Playoff Eligibility Waiver Deadline
Oct 3	NBA Global Games 2016, Real Madrid vs. OKC Thunder (Madrid)	Apr 12-15	Portsmouth Invitational Tournament (Portsmouth, VA)
Oct 3	NBA Canada Series 2016, Toronto Raptors vs. Denver Nuggets (Calgary)	Apr 12	Regular Season ends
Oct 5	NBA Global Games 2016, FC Barcelona vs. OKC Thunder (Barcelona)	Apr 14	Rosters set for NBA Playoffs 2017, 3 p.m. ET
Oct 9	NBA Global Games 2016, Houston Rockets vs. New Orleans Pelicans (Shanghai)	Apr 15	NBA Playoffs 2017 begin
Oct 12	NBA Global Games 2016, Houston Rockets vs. New Orleans Pelicans (Beijing)	Apr 23	NBA Early Entry Eligibility Deadline (11:59 p.m. ET)
Oct 21	NBA Preseason ends	May 1	Conference Semifinals begin
Oct 24	Rosters set for NBA Opening Day	May 9-15	NBA Draft Combine 2017 (Chicago)
Oct 25	Start of the 2016-17 NBA Regular Season (NBA Tip-Off 2016)	May 16	Conference Finals begin (possible move up to May 14 or 15)
Jan 5	10-day contracts may now be signed	May 16	NBA Draft Lottery 2017
		June 1	NBA Finals 2017 begin
		June 12	NBA Draft Early Entry Entrant Withdrawal Deadline (5:00 p.m. ET)
		June 18	The Finals 2017 latest possible date
		June 22	NBA Draft 2017

2015-16 NBA FINAL REGULAR SEASON STANDINGS

NBA EASTERN CONFERENCE ATLANTIC DIVISION

	W	L	PCT	GB	HOME	ROAD	LAST-10	STREAK
Toronto	56	26	.683	-	32-9	24-17	7-3	Won 4
Boston	48	34	.585	8	28-13	20-21	6-4	Won 1
New York	32	50	.390	24	18-23	14-27	3-7	Lost 2
Brooklyn	21	61	.256	35	14-27	7-34	0-10	Lost 10
Philadelphia	10	72	.122	46	7-34	3-38	1-9	Lost 4

CENTRAL DIVISION

	W	L	PCT	GB	HOME	ROAD	LAST-10	STREAK
Cleveland	57	25	.695	-	33-8	24-17	6-4	Lost 1
Indiana	45	37	.549	12	26-15	19-22	7-3	Won 3
Detroit	44	38	.537	13	26-15	18-23	6-4	Won 1
Chicago	42	40	.512	15	26-15	16-25	6-4	Won 3
Milwaukee	33	49	.402	24	23-18	10-31	3-7	Lost 2

SOUTHEAST DIVISION

	W	L	PCT	GB	HOME	ROAD	LAST-10	STREAK
Miami	48	34	.585	-	28-13	20-21	6-4	Lost 1
Atlanta	48	34	.585	-	27-14	21-20	6-4	Lost 2
Charlotte	48	34	.585	-	30-11	18-23	7-3	Won 2
Washington	41	41	.500	7	22-19	19-22	6-4	Won 3
Orlando	35	47	.427	13	23-18	12-29	6-4	Lost 1

NBA WESTERN CONFERENCE SOUTHWEST DIVISION

	W	L	PCT	GB	HOME	ROAD	LAST-10	STREAK
San Antonio	67	15	.817	-	40-1	27-14	6-4	Won 2
Dallas	42	40	.512	25	23-18	19-22	7-3	Lost 1
Memphis	42	40	.512	25	26-15	16-25	1-9	Lost 4
Houston	41	41	.500	26	23-18	18-23	6-4	Won 3
New Orleans	30	52	.366	37	21-20	9-32	4-6	Lost 3

NORTHWEST DIVISION

	W	L	PCT	GB	HOME	ROAD	LAST-10	STREAK
Oklahoma City	55	27	.671	-	32-9	23-18	5-5	Lost 1
Portland	44	38	.537	11	28-13	16-25	7-3	Won 1
Utah	40	42	.488	15	24-17	16-25	5-5	Lost 2
Denver	33	49	.402	22	18-23	15-26	3-7	Lost 2
Minnesota	29	53	.354	26	14-27	15-26	5-5	Won 1

PACIFIC DIVISION

	W	L	PCT	GB	HOME	ROAD	LAST-10	STREAK
Golden State	73	9	.890	-	39-2	34-7	8-2	Won 4
L.A. Clippers	53	29	.646	20	29-12	24-17	8-2	Lost 1
Sacramento	33	49	.402	40	18-23	15-26	5-5	Lost 1
Phoenix	23	59	.280	50	14-27	9-32	3-7	Won 1
L.A. Lakers	17	65	.207	56	12-29	5-36	2-8	Won 1

2016 NBA PLAYOFFS

Eastern Conference

First Round

Cleveland over Detroit (4-0)
Toronto over Indiana (4-3)
Miami over Charlotte (4-3)
Atlanta over Boston (4-2)

Conference Semi-Finals

Cleveland over Atlanta (4-0)
Toronto over Miami (4-3)

Conference Finals

Cleveland over Toronto (4-2)

Western Conference

First Round

Golden State over Houston (4-1)
San Antonio over Memphis (4-0)
Oklahoma City over Dallas (4-1)
Portland over L.A. Clippers (4-2)

Conference Semi-Finals

Golden State over Portland (4-1)
Oklahoma City over San Antonio (4-2)

Conference Finals

Golden State over Oklahoma City (4-3)

2016 NBA Finals

Cleveland defeated Golden State 4-3

Game 1: Cleveland 89 at Golden State 104
Game 2: Cleveland 77 at Golden State 110
Game 3: Golden State 90 at Cleveland 120
Game 4: Golden State 108 at Cleveland 97
Game 5: Cleveland 112 at Golden State 97
Game 6: Golden State 101 at Cleveland 115
Game 7: Cleveland 93 at Golden State 87

2015-16 NBA FINAL STATISTICAL LEADERS

SCORING	G	FG	FT	PTS	AVG	REBOUNDS	G	OFF	DEF	TOT	AVG	ASSISTS	G	AST	AVG
Curry, G.S.	79	805	363	2375	30.1	Drummond, Det.	81	395	803	1198	14.8	Rondo, Sac.	72	839	11.7
Harden, Hou.	82	710	720	2376	29.0	Jordan, LA-C	77	267	792	1059	13.8	Westbrook, OKC	80	834	10.4
Durant, OKC	72	698	447	2029	28.2	Whiteside, Mia.	73	238	627	865	11.8	Wall, Was.	77	789	10.2
Cousins, Sac.	65	601	476	1748	26.9	Howard, Hou.	71	238	597	835	11.8	Paul, LA-C	74	738	10.0
James, Cle.	76	737	359	1920	25.3	Cousins, Sac.	65	158	589	747	11.5	Rubio, Min.	76	657	8.6
Lillard, Por.	75	618	414	1879	25.1	Gasol, Chi.	72	155	638	793	11.0	Harden, Hou.	82	612	7.5
Davis, N.O.	61	560	326	1481	24.3	Gobert, Utah	61	208	460	668	11.0	Green, G.S.	81	598	7.4
Westbrook, OKC	80	656	465	1878	23.5	Towns, Min.	82	228	629	857	10.5	Lillard, Por.	75	512	6.8
DeRozan, Tor.	78	614	555	1830	23.5	Davis, N.O.	61	130	497	627	10.3	James, Cle.	76	514	6.8
George, Ind.	81	605	454	1874	23.1	Randle, LA-L	81	172	657	829	10.2	Curry, G.S.	79	527	6.7
Thomas, Bos.	82	591	474	1823	22.2	Love, Cle.	77	149	613	762	9.9	Smith, N.O.-Phi.	77	502	6.5
K. Thompson, G.S.	80	651	193	1771	22.1	Gortat, Was.	75	222	519	741	9.9	Lowry, Tor.	77	494	6.4
Anthony, N.Y.	72	567	334	1573	21.8	Green, G.S.	81	134	635	769	9.5	Payton, Orl.	73	467	6.4
Lowry, Tor.	77	512	398	1634	21.2	Pachulia, Dal.	76	249	469	718	9.4	Jackson, Det.	79	492	6.2
Leonard, S.A.	72	551	292	1523	21.2	Valanciunas, Tor.	60	184	363	547	9.1	Thomas, Bos.	82	509	6.2
Butler, Chi.	67	470	395	1399	20.9	Young, Bkn.	73	176	484	660	9.0	Holiday, N.O.	65	391	6.0
Walker, Cha.	81	568	371	1689	20.9	Millsap, Atl.	81	198	534	732	9.0	Teague, Atl.	79	470	5.9
McCollum, Por.	80	641	187	1666	20.8	Thompson, Cle.	82	268	470	738	9.0	Dragic, Mia.	72	419	5.8
Wiggins, Min.	81	594	430	1675	20.7	Vucevic, Orl.	65	174	402	576	8.9	Williams, Dal.	65	378	5.8
Lopez, Bkn.	73	591	317	1501	20.6	Monroe, Mil.	79	218	478	696	8.8	Batum, Cha.	70	403	5.8

FG PCT.	FG	FGA	PCT	3-PT FG PCT.	3FG	3GA	PCT	FT PCT.	FT	FTA	PCT
Jordan, LA-C	357	508	.703	Redick, LA-C	200	421	.475	Curry, G.S.	363	400	.908
Howard, Hou.	372	600	.620	Curry, G.S.	402	886	.454	Crawford, LA-C	245	271	.904
Whiteside, Mia.	413	682	.606	Leonard, S.A.	129	291	.443	Durant, OKC	447	498	.898
Kanter, OKC	414	719	.576	Bayless, Mil.	101	231	.437	Paul, LA-C	294	328	.896
Gortat, Was.	433	764	.567	McDermott, Chi.	110	259	.425	Nowitzki, Dal.	250	280	.893
Valanciunas, Tor.	303	536	.565	K. Thompson, G.S.	276	650	.425	Lillard, Por.	414	464	.892
Faried, Den.	349	626	.558	Dudley, Was.	100	238	.420	Martin, Min.-S.A.	153	172	.890
Towns, Min.	625	1153	.542	McCollum, Por.	197	472	.417	Middleton, Mil.	277	312	.888
Lopez, N.Y.	357	662	.539	Parsons, Dal.	104	251	.414	Redick, LA-C	182	205	.888
Dieng, Min.	308	579	.532	Calderon, N.Y.	84	203	.414	Irving, Cle.	169	191	.885

STEALS	G	STL	AVG	BLOCKS	G	BLK	AVG	MINUTES	G	MIN	AVG
Curry, G.S.	79	169	2.14	Whiteside, Mia.	73	269	3.68	Harden, Hou.	82	3125	38.1
Rubio, Min.	76	162	2.13	Jordan, LA-C	77	177	2.30	Lowry, Tor.	77	2851	37.0
Paul, LA-C	74	152	2.05	Gobert, Utah	61	135	2.21	Butler, Chi.	67	2474	36.9
Lowry, Tor.	77	158	2.05	Davis, N.O.	61	125	2.05	Caldwell-Pope, Det.	76	2789	36.7
Westbrook, OKC	80	163	2.04	Gasol, Chi.	72	146	2.03	Hayward, Utah	80	2893	36.2
Ariza, Hou.	78	148	1.90	Ibaka, OKC	78	148	1.90	Wall, Was.	77	2784	36.2
Rondo, Sac.	72	141	1.96	Porzingis, N.Y.	72	134	1.86	Middleton, Mil.	79	2852	36.1
Wall, Was.	77	145	1.88	Millsap, Atl.	81	139	1.72	DeRozan, Tor.	78	2804	35.9
George, Ind.	81	152	1.88	Lopez, Bkn.	73	124	1.70	Durant, OKC	72	2578	35.8
Ellis, Ind.	81	150	1.85	Towns, Min.	82	138	1.68	Morris, Det.	80	2856	35.7

2015-16 NBA REGULAR SEASON STATISTICS: TEAM OFFENSIVE & DEFENSIVE

TEAM	POINTS		FIELD GOAL		TURNOVERS		REBOUND			BELOW		OVERTIME		DECIDED		DECIDED	
	PER GAME		PERCENTAGE		PER GAME		PERCENTAGES			100 PTS.		GAMES		3 PTS.		10 PTS.	
	OWN	OPP.	OWN	OPP.	OWN	OPP.	OFF.	DEF.	TOT.	OWN	OPP.	W	L	W	L	W	L
Atlanta	102.8	99.2	.458	.432*	15.0	16.1	.191	.746	.469	34	42	0	5	5	7	29	17
Boston	107.5	102.5	.439	.441	13.7	16.4	.251	.746	.498	22	36	1	2	5	7	26	13
Brooklyn	98.6	106.0	.453	.479	14.8	14.2	.241	.757	.499	44	16	1	2	7	4	6	34
Charlotte	103.4	100.7	.439	.444	12.5*	13.4	.200	.798*	.499	34	41	5	0	6	5	25	17
Chicago	101.6	103.1	.441	.441	13.9	11.9	.245	.749	.497	36	28	2	4	10	4	14	19
Cleveland	104.3	98.3	.460	.448	13.6	13.3	.251	.785	.518	28	41	3	3	4	7	32	8
Dallas	102.3	102.6	.444	.451	12.8	13.9	.206	.762	.484	37	35	8	4	6	11	19	18
Denver	101.9	105.0	.442	.461	14.7	13.7	.258	.773	.516	28	27	2	4	10	5	11	21
Detroit	102.0	101.4	.439	.461	13.5	13.4	.270	.793	.531	37	38	4	1	6	5	21	20
Golden State	114.9*	104.1	.487*	.435	15.2	14.5	.235	.760	.497	7	28	6	1	7	2	44	5
Houston	106.5	106.4	.452	.459	15.9	16.6*	.257	.728	.493	19	20	4	2	5	8	14	18
Indiana	102.2	100.5	.450	.440	14.9	15.8	.234	.760	.497	35	38	1	7	9	9	21	13
L.A. Clippers	104.5	100.2	.465	.434	13.0	15.4	.201	.738	.470	24	43	5	1	8	4	28	15
L.A. Lakers	97.3	106.9	.414	.473	13.7	12.6	.231	.747	.489	48	19	1	1	2	7	4	44
Memphis	99.1	101.3	.440	.456	13.3	16.2	.253	.751	.502	38	39	3	3	8	3	15	23
Miami	100.0	98.4	.470	.442	14.1	12.9	.238	.778	.508	39	48	3	3	7	5	24	20
Milwaukee	99.0	103.2	.467	.454	15.2	15.5	.249	.731	.490	46	27	4	0	6	4	12	27
Minnesota	102.4	106.0	.464	.471	15.0	14.9	.243	.747	.495	33	23	4	3	7	7	9	23
New Orleans	102.7	106.5	.448	.468	13.4	13.7	.212	.788	.500	37	22	1	3	5	5	11	23
New York	98.4	101.1	.439	.443	13.4	11.3	.237	.758	.498	48	40	2	2	4	7	14	23
Oklahoma City	110.2	102.9	.476	.438	15.9	13.0	.311*	.760	.535*	16	34	3	2	8	6	33	5
Orlando	102.1	103.7	.455	.460	14.1	15.1	.231	.765	.498	30	31	3	5	6	10	12	20
Philadelphia	97.4	107.6	.431	.464	16.4	15.1	.206	.740	.473	46	22	0	4	0	6	5	41
Phoenix	100.9	107.5	.435	.467	17.2	14.9	.254	.771	.512	40	15	0	1	4	5	10	32
Portland	105.1	104.3	.450	.453	14.6	13.3	.259	.762	.511	23	27	2	3	2	7	23	21
Sacramento	106.6	109.1	.464	.462	16.2	16.0	.239	.749	.494	24	15	0	3	8	4	11	19
San Antonio	103.5	92.9*	.484	.436	13.1	14.8	.230	.791	.511	30	62	1	0	4	4	44	6
Toronto	102.7	98.2	.451	.444	13.1	13.3	.246	.777	.512	25	50	3	1	6	6	28	10
Utah	97.7	95.9	.449	.446	14.9	14.0	.259	.777	.518	53	50	5	5	6	8	23	13
Washington	104.1	104.6	.460	.462	14.5	16.2	.206	.777	.491	28	32	0	2	7	6	22	22
NBA Averages	102.7		.452		14.4	.238	.762			989	989	77		178		590	

* - League Leader

REBOUND PERCENTAGES

OFF. - Percentage of a given team's missed shots which that team rebounds.
 DEF. - Percentage of opponents' missed shots which a given team rebounds.
 TOT. - Average of offensive and defensive rebound percentages.

2015-16 STATISTICAL RANKING WITHIN LEAGUE - OFFENSIVE

	ATL	BOS	BKN	CHA	CHI	CLE	DAL	DEN	DET	GS	HOU	IND	LAC	LAL	MEM	MIA	MIL	MIN	NO	NY	OKC	ORL	PHI	PHO	POR	SAC	SA	TOR	UTA	WAS
Points/game	12	5	26	11	21	8	16	20	19	1	4	17	7	30	24	23	25	15	13	27	2	18	29	22	6	3	10	14	28	9
FG pct.	11	24	13	27	22	10	20	21	25	1	14	17	6	30	23	4	5	7	19	26	3	12	29	28	16	8	2	15	18	9
FT pct.	8	6	18	5	7	21	3	14	30	16	27	15	29	11	9	23	22	4	13	1	10	17	28	20	19	26	2	12	24	25
3-pt FG pct.	15	28	13	8	3	7	23	26	22	1	19	14	6	30	29	27	21	25	9	20	18	16	24	17	4	10	2	5	12	11
Off. Reb./gm	30	3	14	28	9	12	26	6	2	21	7	17	29	11	8	22	15	20	23	16	1	18	24	5	4	13	25	19	10	27
Def. Reb./gm	13	15t	25	4	3	11t	9	19	11t	1	27	10	17	24	30	6	29	28	20	7	2	21	26	15t	8	14	5	18	23	22
Rebounds/gm	24	6	23	14	3	9	19	8	2	4	20	12	25	21	28	13	27	29	22	10	1	17	30	7	5	11	15	16	18	26
Assists/game	2	6	15	19	12	13	18	14	27	1	16	22	11	30	25	23	9	8	17	26	10	7	20	24	21	4	3	29	28	5
Steals/game	3	2	19	22	29	28	26	20	24	9	1	4	7	23	6	27	13	14	16	30	21	12	10	17	25	5	11	15	18	8
Turnovers/gm	22	12	19	1	13	10	2	18	9	24	27	20	3	11	6	14t	25	23	8	7	26	14	29	30	17	28	4	5	21	16
Blocks/gm	5	22	25	12	8	27	29	16	30	2	13	17	10	24	21	1	7	19	23	9	4	15	3	28	18	20	6	11	14	26
Pers.Fouls/gm	7	29	2	3	5	14	8	23	6	19t	28	11	24	13	27	4	17	18	22	10	16	19t	25	30	26	15	1	9	12	21
DQ/game	15t	29t	11t	20t	8t	2t	21t	15t	6t	18t	24t	11t	6t	20t	2t	2t	23	11t	8t	27t	11t	27t	20t	29t	24t	24t	1	8t	18t	15t

2015-16 STATISTICAL RANKING WITHIN LEAGUE - DEFENSIVE

	ATL	BOS	BKN	CHA	CHI	CLE	DAL	DEN	DET	GS	HOU	IND	LAC	LAL	MEM	MIA	MIL	MIN	NO	NY	OKC	ORL	PHI	PHO	POR	SAC	SA	TOR	UTA	WAS
Points/game	6	13	24	9	16	4	14	22	12	19	25	8	7	27	11	5	17	23	26	10	15	18	29	28	20	30	1	3	2	21
FG pct.	1	7	30	12	8	14	15	21	22	3	19	6	2	29	18	9	17	28	27	10	5	20	25	26	16	24	4	15	13	23
FT pct.	13	14	22	25	3	5	4	20	28	17	15	11	10	1	24	27	23	18	29	12	16	6	30	9	2	21	19	8	7	26
3-pt FG pct.	6	4	24	14	10	13	9	26	16	2	21	3	5	11	22	12	15	17	25	7	8	19	20	30	27	23	1	29	18	28
Off. Reb./gm	27	24	14	2	29	5	16	9	1	25	30	17t	28	20	12	10	26	17t	3	19	22	13	21	11	15	23	4	8	6	7
Def. Reb./gm	25	22	14	29	20	8	26	11	16	9	10	19	24	28	12	6	7	3	27	15	1	21	30	18	13	17	5	4	2	23
Rebounds/gm	28	26	12	22	25	5	24	9	8	15	21	20	29	27	11	6	10	7	19	16	2	18	30	13t	13t	23	3	4	1	17
Assists/game	15	6	27	23	19	8	14	25	9	16	29	4t	7	30	13	2	28	20	21t	3	10	21t	24	17	11	26	4t	12	1	18
Steals/game	23	14	27	2	19	7	11t	20	4t	24	29	16	4t	11t	3	10	22	17	9	6	26	13	25	30	15	28	8	1	18	21
Turnovers/gm	5	2	16	21	29	24	18	20	22	15	1	7	9	28	3	27	8	13	19	30	26	11	10	12	25	6	14	23	17	4
Blocks/gm	14	28	18	21t	27	7	8	30	9t	3	13	9t	1	25	29	4	26	17	15	11	21t	28	23	16	19	2	20	12	6	
Pers.Fouls/gm	29	10	28	14	26	12	8	11	5	19	1	13	2	24	9	20	21	7	17	27	15	30	25	6	22t	4	22t	3	18	16
DQ/game	25t	8t	27t	13t	1	2	13t	18t	13t	20	6t	8t	6t	25t	13t	8t	21t	3t	21t	21t	3t	18t	13t	29t	27t	8t	29t	8t	3t	21t

2015-16 NBA ATTENDANCE

TEAM		HOME ATTENDANCE			ROAD ATTENDANCE		
		G	ATT	AVG	G	ATT	AVG
Atlanta Hawks	41		690,150	16,833	41	722,066	17,611
Boston Celtics	41		749,076	18,270	41	715,023	17,440
Brooklyn Nets	41		620,142	15,125	41	742,352	18,106
Charlotte Hornets	41		716,894	17,485	41	729,157	17,784
Chicago Bulls	41		894,659	21,821	41	744,400	18,156
Cleveland Cavaliers	41		843,042	20,562	41	775,317	18,910

NBA OFFICES

NBA, NBA Entertainment, WNBA, NBA Development League

NEW YORK

Olympic Tower
645 Fifth Avenue
New York, NY 10022
Telephone: (212) 407-8000
Fax: (212) 832-3861

NEW JERSEY

100 Plaza Drive
Secaucus, NJ 07094
Telephone: (201) 865-1500
Fax: (201) 974-5973

INTERNATIONAL OFFICES

CANADA

50 Bay Street
Suite 1402
Toronto, Ontario
Canada M5J 3A5
Telephone: (416) 682-2000
Fax: (416) 364-0205

EUROPE

Headquarters - NBA EMEA

Endeavour House
189 Shaftesbury Avenue
London, United Kingdom WC2H 8JR
Telephone: +44-20-7420-8900

SPAIN

Pge. Empresarial "La Finca"
Edif. 17A, 1a
28223 Pozuelo de Alarcón,
Madrid, Spain
Telephone: +34-911-517-101
Fax: +34-911-517-120

AFRICA

6th Floor World Trade Center,
Cnr West Road South & Lower Road
Morningside 2196
Johannesburg, South Africa
Telephone: +27-87-940-1333
Fax: +27-86-726-6351

INDIA

Tower 1, 10th Floor
Indiabulls Finance Center
Senapati Bapat Marg Mumbai
Maharashtra 400013
Telephone: +91-22-6124-6100

LATIN AMERICA

BRAZIL

Av Borges de Medeiros, 633
Sala 303 - Leblon
Rio de Janeiro, RJ, Brazil 22430-041
Telephone: +55-21-3206-6400
Fax: +55-21-2586-6001

MEXICO

Av Santa Fe 94, Torre A Piso 8,
Colonia Zedec Santa Fe
Mexico DF Mexico 01210
Telephone: +52-55-88511159
Fax: +52-55-88511111

ASIA/PACIFIC

HONG KONG

Room 3101, The Lee Gardens
33 Hysan Avenue
Causeway Bay, Hong Kong
Telephone: +852-2843-9600
Fax: +852-2536-4808

TAIWAN

Suite 1303, No. 88, Section 2
Chung Hsiao East Road
Taipei, Taiwan ROC 100
Telephone: +886-2-2397-8000
Fax: +886-2-2358-1098

KOREA

21/F Seoul Finance Center
136 Sejong-Daero, Jung-Gu
Seoul, Korea 100-768
Telephone: +822-3782-6835
Fax: +822-3782-4555

CHINA—BEIJING

19th Floor, Office Tower 2,
China Central Place,
No. 79 Jianguo Road,
Chaoyang District,
Beijing 100025, China
Telephone: +86-10-5200-8200
Fax: +86-10-5200-8202

CHINA—SHANGHAI

Unit 2703-08, 27/F,
Tower, 2, Plaza 66
1366 Nanjing West Road
Shanghai 200040, China
Telephone: +86-21-6137-2200
Fax: +86-21-6288-9920

D-LEAGUE HEAD OFFICE & TEAM DIRECTORIES

NBA D-LEAGUE OFFICE

Olympic Tower, 645 5th Avenue;
New York, NY 10022
Media Relations Contact: Joanna Shapiro
(jshapiro@nba.com)

AUSTIN SPURS

13581 Pond Springs Road, Suite 108, Austin,
TX 78729
Tel: (512) 236-8333;
Fax: (512) 236-8444
Arena: Cedar Park Center
Media Relations Contact: Perri Travillion
(ptravillion@attcenter.com)
Website: austinspurs.com
NBA Affiliation: San Antonio

CANTON CHARGE

1101 Market Avenue North;
Canton, OH 44702
Tel: (866) 444-1944;
Fax: (330) 489-1703
Arena: Canton Memorial Civic Center
Media Relations Contact: Sean Wyatt
(swyatt@cantoncharge.com)
Website: cantoncharge.com
NBA Affiliation: Cleveland

DELAWARE 87ERS

300 Martin Luther King Blvd, Ste. 200; Wilming-
ton, DE 19801
Tel: (302) 504-7587;
Fax: (302) 351-5370
Arena: Bob Carpenter Center
Media Relations Contact: Alex Yoh
(alexboh@sevens.com)
Website: sevens.com
NBA Affiliation: Philadelphia

ERIE BAYHAWKS

110 East 8th Street;
Erie, PA 16501
Tel: (814) 790-5600;
Fax: (814) 790-5608
Arena: Erie Insurance Arena
Media Relations Contact: Iris Rayburn
(iris.rayburn@nbaerie.com)
Website: nbaerie.com
NBA Affiliation: Orlando

FORT WAYNE MAD ANTS

1910 St. Joe Center Rd, Suite 61;
Fort Wayne, IN 46825
Tel: (260) 469-4667;
Fax: (260) 469-4674
Arena: Allen County War Memorial Coliseum
Media Relations Contact: Vinessa Needham
(vneedham@fortwaynehoops.com)
Website: fortwaynehoops.com
NBA Affiliations: Indiana

GRAND RAPIDS DRIVE

40 Monroe Center NW, Ste. 11,
Grand Rapids, MI 49503
Tel: (844) 473-7483
Arena: DeltaPlex Arena
Media Relations Contact: Sarah Parfet Jbara
(spj@ssigroupllc.com)
Website: nbagranderapids.com
NBA Affiliation: Detroit

GREENSBORO SWARM

2411 West Gate City Blvd.;
Greensboro, NC 27403
Tel: (336) 907-3600
Arena: The Fieldhouse
at the Greensboro Coliseum Complex
Media Relations Contact: Katerina Kienle
(kienle@gsoswarm.com)
Website: gsoswarm.com
NBA Affiliation: Charlotte

IOWA ENERGY

730 3rd Street;
Des Moines, Iowa 50309
Tel: (515) 564-8550;
Fax: (515) 564-8551
Arena: Wells Fargo Arena
Media Relations Contacts: Seth Nutting
(sethn@iowanba.com)
Website: iowanba.com
NBA Affiliation: Memphis

LONG ISLAND NETS

168 39th Street, 8th Floor;
Brooklyn, NY 11232
Tel: (718) 215-2299;
Fax: (718) 522-3544
Arena: Barclays Center
Media Relations Contact: Megan Walsh
(mwash@brooklynynets.com)
Website: longislandnets.com
NBA Affiliation: Brooklyn

LOS ANGELES D-FENDERS

555 North Nash Street;
El Segundo, CA 90245
Tel: (310) 426-6000;
Fax: (310) 426-6031
Arena: Toyota Sports Center
Media Relations Contacts: T.C. Greene
(tgreene@d-fenders.com)
Website: d-fenders.com
NBA Affiliation: Los Angeles Lakers

MAINE RED CLAWS

413 Congress Street;
Portland, ME 04101
Tel: 207-210-6655;
Fax: 207-210-6659
Arena: Portland Exposition Building
Media Relations Contact: Evans Boston
(eboston@maineredclaws.com)
Website: maineredclaws.com
NBA Affiliations: Boston

NORTHERN ARIZONA SUNS

3201 N. Main Street;
Prescott Valley, AZ 86314
Tel: (928) 772-7867
Arena: Prescott Valley Event Center
Media Relations Contact: Ashley Stovall
(astovall@nazsuns.com)
Website: nazsuns.com
NBA Affiliation: Phoenix

OKLAHOMA CITY BLUE

208 Thunder Drive,
Oklahoma City, OK 73102
Tel: (918) 208-4800;
Fax: (918) 429-7900
Arena: Cox Convention Center
Media Relations Contact: TBD
Website: oklahomacityblue.com
NBA Affiliation: Oklahoma City

RAPTORS 905

5600 Rose Cherry Place;
Mississauga, ON L4Z4B6
Tel: (416) 815-5423
Fax: (416) 902-4311
Arena: Hershey Centre
Media Relations Contact: TBD
Website: raptors905.com
NBA Affiliation: Toronto

RENO BIGHORNS

50 West Liberty Street, Ste. 201;
Reno, NV 89501
Tel: (775) 853-8200
Arena: Reno Events Center
Media Relations Contact: Kyle Jones
(kjones@renobighorns.com)
Website: renobighorns.com
NBA Affiliation: Sacramento

RIO GRANDE VALLEY VIPERS

4500 North 10th Street, Suite 315; McAllen,
TX 78504
Tel: (956) 972-1144;
Fax: (956) 972-1150
Arena: State Farm Arena
Media Relations Contact: Anwar Chagollan
(anwar@rgvfc.com)
Website: rgvfc.com
NBA Affiliation: Houston

SANTA CRUZ WARRIORS

103 Pacific Avenue, Suite 101;
Santa Cruz, CA 95060
Tel: (831) 731-4396;
Fax: (831) 466-3201
Arena: Kaiser Permanente Arena
Media Relations Contact: Gina Antonello
(gantonello@santacruzbasketball.com)
Website: santacruzbasketball.com
NBA Affiliations: Golden State

SIOUX FALLS SKYFORCE

2131 South Minnesota Ave;
Sioux Falls, SD 57105
Tel: (605) 332-0605;
Fax: (605) 332-2305
Arena: Sanford Pentagon
Media Relations Contact: Matt Dykstra
(mdykstra@skyforceonline.com)
Website: skyforceonline.com
NBA Affiliation: Miami

TEXAS LEGENDS

2601 Avenue of the Stars, Suite 300; Frisco,
TX 75215
Tel: (214) 469-0822;
Fax: (214) 469-0823
Arena: Dr. Pepper Arena
Media Relations Contact: Britney Wynn (bwynn@
texlegends.com)
Website: texlegends.com
NBA Affiliation: Dallas

WESTCHESTER KNICKS

198 Central Avenue,
White Plains, NY 10606
Tel: (914) 559-6870
Arena: Westchester County Center
Media Relations Contact: Katie Hatch (Katie.
hatch@msg.com)
Website: westchesterknicks.com
NBA Affiliation: New York

WINDY CITY BULLS

5333 Prairie Stone Parkway,
Hoffman Estates, IL 60192
Tel: (847) 396-7070
Arena: Sears Centre
Media Relations Contact: Cedric Quackenbush
(cquackenbush@bulls.com)
Website: windycitybulls.com
NBA Affiliation: Chicago

2016-17 NBA OFFICIATING STAFF

3	Buchert, Nick	38	Smith, Michael
4	Wright, Sean	39	Ford, Tyler
5	Fitzgerald, Kane	40	Wood, Leon
6	Brown, Tony	41	Mauer, Ken
7	Holtkamp, Lauren	42	Lewis, Eric
8	Davis, Marc	43	Crawford, Dan
9	Stafford, Derrick	44	Nansel, Brett
10	Garretson, Ron	45	Forte, Brian
11	Collins, Derrick	46	Taylor, Ben
13	McCutchen, Monty	47	Adams, Bennie
14	Malloy, Ed	48	Foster, Scott
15	Zarba, Zach	49	Washington, Tom
16	Guthrie, David	50	Petratits, Gediminas
18	Boland, Matt	51	Smith, Aaron
19	Capers, James	52	Twardoski, Scott
20	Richardson, Leroy	53	Washington, CJ
21	Taylor, Dedric	55	Kennedy, Bill
22	Spooner, Bill	56	Ayotte, Mark
23	Phillips, Jason	58	Tiven, Josh
24	Callahan, Mike	59	Zielinski, Gary
25	Brothers, Tony	60	Williams, James
26	Fraher, Pat	61	Kirkland, Courtney
27	Ervin, Mitchell	63	Richardson, Derek
28	Scott, Kevin	64	Van Duyne, Justin
29	Lindsay, Mark	66	Workman, Haywoode
30	Goble, John	71	Mott, Rodney
31	Wall, Scott	72	Orr, J.T.
32	Kogut, Marat	73	Maddox, Tre
33	Corbin, Sean	74	Blair, Curtis
34	Cutler, Kevin	77	Lane, Karl
35	Anderson, Steve		
36	Barnaky, Brent		
37	Dalen, Eric		

Non-Staff Officials:

54	Acosta, Ray
62	DeRosa, JB
65	Goldenberg, Jason
67	Adair, Brandon
68	Goble, Jacyn
70	Ransom, Phenizee
75	Sterling, Jonathan
76	Voyard-Tadal, Vladimir



FINAL 2015-16 NBA DEVELOPMENT LEAGUE STANDINGS

Atlantic						Pacific					
	W-L	HOME W-L	AWAY W-L	Pct	Gb		HOME W-L	AWAY W-L	W-L	Pct	Gb
x-Maine Red Claws	31-19	15-10	16-9	0.620	-	z-Reno Bighorns	33-17	20-5	13-12	0.660	-
x-Westchester Knicks	28-22	13-12	15-10	0.560	3	x-Los Angeles D-Fenders	27-23	17-8	10-15	0.540	6
Raptors 905	23-27	10-15	13-12	0.460	8	Bakersfield Jam	22-28	13-12	9-16	0.440	11
Delaware 87ers	21-29	13-12	8-17	0.420	10	Idaho Stampede	20-30	13-12	7-18	0.400	13
Erie BayHawks	12-38	9-16	3-22	0.240	19	Santa Cruz Warriors	19-31	12-13	7-18	0.380	14

Central						Western					
	W-L	HOME W-L	AWAY W-L	Pct	Gb		HOME W-L	AWAY W-L	W-L	Pct	Gb
z-Sioux Falls Skyforce	40-10	22-3	18-7	0.800	-	x-Austin Spurs	30-20	15-10	15-10	0.600	-
x-Canton Charge	31-19	18-7	13-12	0.620	9	x-Rio Grande Valley Vipers	29-21	19-7	11-14	0.580	1
Iowa Energy	26-24	14-11	12-13	0.520	14	Texas Legends	23-27	13-12	10-15	0.460	7
Grand Rapids Drive	21-29	14-11	7-18	0.420	19	Oklahoma City Blue	19-31	10-15	9-16	0.380	11
Fort Wayne Mad Ants	20-30	13-12	7-18	0.400	20	x - Clinched Playoff Berth					
						y - Clinched Division					

2016 POSTSEASON RESULTS

FINALS

Sioux Falls Skyforce 2, Los Angeles D-Fenders 1
 Sunday, April 24 - Sioux Falls 104, Los Angeles 99
 Tuesday, April 26 - Los Angeles 109, Sioux Falls 102
 Wednesday, April 27 - Sioux Falls 91, Los Angeles 63

SEMI-FINALS

EAST: Sioux Falls Skyforce 2, Canton Charge 0
 Tuesday, April 12 - Sioux Falls 112, Canton 104
 Sunday, April 17 - Sioux Falls 117, Canton 85

WEST: Los Angeles D-Fenders 2, Austin Spurs 1
 Thursday, April 14 - Los Angeles 102, Austin 97
 Sunday, April 17 - Austin 91, Los Angeles 83
 Wednesday, April 20 - Los Angeles 117, Austin 104

QUARTER-FINALS

Sioux Falls Skyforce 2, Westchester Knicks 0
 Tuesday, April 5 - Sioux Falls 109, Westchester 95
 Friday, April 8 - Sioux Falls 112, Westchester 105

Canton Charge 2, Maine Red Claws 0
 Tuesday, April 5 - Canton 115, Maine 114
 Thursday, April 7 - Canton 123, Maine 117

Los Angeles D-Fenders 2, Reno Bighorns 1
 Thursday, April 7 - Los Angeles 126, Reno 116
 Sunday, April 10 - Reno 123, Los Angeles 116
 Tuesday, April 12 - Los Angeles 111, Reno 108

Austin Spurs 2, Rio Grande Valley Vipers 1
 Tuesday, April 5 - Rio Grande Valley 136, Austin 133 (OT)
 Thursday, April 7 - Austin 116, Rio Grande Valley 91
 Saturday, April 9 - Spurs 89, Rio Grande Valley 88

IOWA ENERGY

2016-17 SEASON

The Memphis Grizzlies and Iowa Energy entered into a single-affiliation partnership on May 6, 2014. Memphis became the 14th NBA team to have a one-on-one affiliation with an NBA D-League team.

The coexisting affiliation of the two teams allows for the Memphis Grizzlies to finance and control business operations for the Iowa Energy while Iowa ownership, Energy Basketball, LLC, handles all off court operations and community initiatives for the team. The Iowa Energy has adopted the Beale Street Blue and Gold color scheme of the Grizzlies to unify the partnership between the two teams.

The Grizzlies' partnership with the Energy has become a critical part of the team's player development initiatives. This season, the Grizzlies will suit up former Energy standouts James Ennis, Jarell Martin and Andrew Harrison. Ennis and Martin played 24 and 29 games with Iowa in 2015-16, respectively, before becoming regular rotation players for the New Orleans Pelicans and Grizzlies later in the season. Harrison, a 2015 second round pick of the Phoenix Suns whose draft rights were acquired by Memphis, signed a multi-year contract with the Grizzlies this offseason after showing continued improvement in 46 games last season as a member of the Energy.

Helmed by general manager Chris Makris and led on the court by head coach Matt Woodley, the Iowa Energy enter their 10th season in the NBA D-League playing at the Wells Fargo Center in Des Moines. The Energy owns four division championships and one league title, capturing the 2011 NBA D-League Championship in front of a record 14,036 fans.



2015-16 NBA AWARDS WINNERS

NBA Most Valuable Player

Stephen Curry, Golden State Warriors

NBA Coach of the Year

Steve Kerr, Golden State Warriors

Rookie of the Year

Karl-Anthony Towns, Minnesota Timberwolves

NBA Sixth Man Award

Jamal Crawford, Los Angeles Clippers

NBA Defensive Player of the Year

Kawhi Leonard, San Antonio Spurs

NBA Most Improved Player

C.J. McCollum, Portland Trail Blazers

J. Walter Kennedy Citizenship Award

Wayne Ellington, Brooklyn Nets

NBA Sportsmanship Award

Mike Conley, Memphis Grizzlies

Twyman-Stokes Teammate of the Year

Vince Carter, Memphis Grizzlies

NBA Executive of the Year

R.C. Buford, San Antonio Spurs

Bill Russell NBA Finals MVP

LeBron James, Cleveland Cavaliers

NBA All-Star Game MVP

Russell Westbrook, Oklahoma City Thunder

All-NBA First Team

F LeBron James, Miami Heat
 F Kawhi Leonard, San Antonio Spurs
 C DeAndre Jordan, Los Angeles Clippers
 G Stephen Curry, Golden State Warriors
 G Russell Westbrook, Oklahoma City Thunder

All-NBA Second Team

F Kevin Durant, Oklahoma City Thunder
 F Draymond Green, Golden State Warriors
 C DeMarcus Cousins, Sacramento Kings
 G Chris Paul, Los Angeles Clippers
 G Damian Lillard, Portland Trail Blazers

All-NBA Third Team

F Paul George, Indiana Pacers
 F LaMarcus Aldridge, San Antonio Spurs
 C Andre Drummond, Detroit Pistons
 G Klay Thompson, Golden State Warriors
 G Kyle Lowry, Toronto Raptors

All-Rookie First Team

Karl-Anthony Towns, Minnesota Timberwolves
 Kristaps Porzingis, New York Knicks
 Devin Booker, Phoenix Suns
 Nikola Jokic, Denver Nuggets
 Jahlil Okafor, Philadelphia 76ers

All-Rookie Second Team

Justise Winslow, Miami Heat
 D'Angelo Russell, Los Angeles Lakers
 Emmanuel Mudiay, Denver Nuggets
 Myles Turner, Indiana Pacers
 Willie Cauley-Stein, Sacramento Kings

NBA All-Defensive First Team

F Kawhi Leonard, San Antonio Spurs
 F Draymond Green, Golden State Warriors
 C DeAndre Jordan, Los Angeles Clippers
 G Avery Bradley, Boston Celtics
 G Chris Paul, Los Angeles Clippers

NBA All-Defensive Second Team

F Paul Millsap, Atlanta Hawks
 F Paul George, Indiana Pacers
 G Hassan Whiteside, Miami Heat
G Tony Allen, Memphis Grizzlies
 G Jimmy Butler, Chicago Bulls

ALL-TIME AWARD WINNERS

Most Valuable Player (Maurice Podoloff Trophy)

(Selected by vote of NBA players until 1979-80; by writers and broadcasters since 1980-81)

Year	Player, Team	Year	Player, Team
1955-56	Bob Pettit, St. Louis	1986-87	Magic Johnson, L.A. Lakers
1956-57	Bob Cousy, Boston	1987-88	Michael Jordan, Chicago
1957-58	Bill Russell, Boston	1988-89	Magic Johnson, L.A. Lakers
1958-59	Bob Pettit, St. Louis	1989-90	Magic Johnson, L.A. Lakers
1959-60	Wilt Chamberlain, Philadelphia	1990-91	Michael Jordan, Chicago
1960-61	Bill Russell, Boston	1991-92	Michael Jordan, Chicago
1961-62	Bill Russell, Boston	1992-93	Charles Barkley, Phoenix
1962-63	Bill Russell, Boston	1993-94	Hakeem Olajuwon, Houston
1963-64	Oscar Robertson, Cincinnati	1994-95	David Robinson, San Antonio
1964-65	Bill Russell, Boston	1995-96	Michael Jordan, Chicago
1965-66	Wilt Chamberlain, Philadelphia	1996-97	Karl Malone, Utah
1966-67	Wilt Chamberlain, Philadelphia	1997-98	Michael Jordan, Chicago
1967-68	Wilt Chamberlain, Philadelphia	1998-99	Karl Malone, Utah
1968-69	Wes Unseld, Baltimore	1999-00	Shaquille O'Neal, L.A. Lakers
1969-70	Willis Reed, New York	2000-01	Allen Iverson, Philadelphia
1970-71	Kareem Abdul-Jabbar, Milwaukee	2001-02	Tim Duncan, San Antonio
1971-72	Kareem Abdul-Jabbar, Milwaukee	2002-03	Tim Duncan, San Antonio
1972-73	Dave Cowens, Boston	2003-04	Kevin Garnett, Minnesota
1973-74	Kareem Abdul-Jabbar, Milwaukee	2004-05	Steve Nash, Phoenix
1974-75	Bob McAdoo, Buffalo	2005-06	Steve Nash, Phoenix
1975-76	Kareem Abdul-Jabbar, L.A. Lakers	2006-07	Dirk Nowitzki, Dallas
1976-77	Kareem Abdul-Jabbar, L.A. Lakers	2007-08	Kobe Bryant, L.A. Lakers
1977-78	Bill Walton, Portland	2008-09	LeBron James, Cleveland
1978-79	Moses Malone, Houston	2009-10	LeBron James, Cleveland
1979-80	Kareem Abdul-Jabbar, L.A. Lakers	2010-11	Derrick Rose, Chicago
1980-81	Julius Erving, Philadelphia	2011-12	LeBron James, Miami
1981-82	Moses Malone, Houston	2012-13	LeBron James, Miami
1982-83	Moses Malone, Philadelphia	2013-14	Kevin Durant, Oklahoma City
1983-84	Larry Bird, Boston	2014-15	Stephen Curry, Golden State
1984-85	Larry Bird, Boston	2015-16	Stephen Curry, Golden State
1985-86	Larry Bird, Boston		

NBA Coach Of The Year (Red Auerbach Trophy)

(Selected by writers and broadcasters)

Year	Coach, Team	Year	Coach, Team
1962-63	Harry Gallatin, St. Louis	1989-90	Pat Riley, L.A. Lakers
1963-64	Alex Hannum, San Francisco	1990-91	Don Chaney, Houston
1964-65	Red Auerbach, Boston	1991-92	Don Nelson, Golden State
1965-66	Dolph Schayes, Philadelphia	1992-93	Pat Riley, New York
1966-67	Johnny Kerr, Chicago	1993-94	Lenny Wilkens, Atlanta
1967-68	Richie Guerin, St. Louis	1994-95	Del Harris, L.A. Lakers
1968-69	Gene Shue, Baltimore	1995-96	Phil Jackson, Chicago
1969-70	Red Holzman, New York	1996-97	Pat Riley, Miami
1970-71	Dick Motta, Chicago	1997-98	Larry Bird, Indiana
1971-72	Bill Sharman, L.A. Lakers	1998-99	Mike Dunleavy, Portland
1972-73	Tom Heinsohn, Boston	1999-00	Glenn "Doc" Rivers, Orlando
1973-74	Ray Scott, Detroit	2000-01	Larry Brown, Philadelphia
1974-75	Phil Johnson, K.C./Omaha	2001-02	Rick Carlisle, Detroit
1975-76	Bill Fitch, Cleveland	2002-03	Gregg Popovich, San Antonio
1976-77	Tom Nissalke, Houston	2003-04	Hubie Brown, Memphis
1977-78	Hubie Brown, Atlanta	2004-05	Mike D'Antoni, Phoenix
1978-79	Cotton Fitzsimmons, Kansas City	2005-06	Avery Johnson, Dallas
1979-80	Bill Fitch, Boston	2006-07	Sam Mitchell, Toronto
1980-81	Jack McKinney, Indiana	2007-08	Byron Scott, New Orleans
1981-82	Gene Shue, Washington	2008-09	Mike Brown, Cleveland
1982-83	Don Nelson, Milwaukee	2009-10	Scott Brooks, Oklahoma City
1983-84	Frank Layden, Utah	2010-11	Tom Thibodeau, Chicago
1984-85	Don Nelson, Milwaukee	2011-12	Gregg Popovich, San Antonio
1985-86	Mike Fratello, Atlanta	2012-13	George Karl, Denver
1986-87	Mike Schuler, Portland	2013-14	Gregg Popovich, San Antonio
1987-88	Doug Moe, Denver	2014-15	Mike Budenholzer, Atlanta
1988-89	Cotton Fitzsimmons, Phoenix	2015-16	Steve Kerr, Golden State



NBA

ROOKIE OF THE YEAR (Eddie Gottlieb Trophy)

(Selected by writers and broadcasters)

Year	Player, Team	Year	Player, Team
1952-53	Don Meineke, Fort Wayne	1984-85	Michael Jordan, Chicago
1953-54	Ray Felix, Baltimore	1985-86	Patrick Ewing, New York
1954-55	Bob Pettit, Milwaukee	1986-87	Chuck Person, Indiana
1955-56	Maurice Stokes, Rochester	1987-88	Mark Jackson, New York
1956-57	Tom Heinsohn, Boston	1988-89	Mitch Richmond, Golden State
1957-58	Woody Sauldsberry, Philadelphia	1989-90	David Robinson, San Antonio
1958-59	Elgin Baylor, Minneapolis	1990-91	Derrick Coleman, New Jersey
1959-60	Wilt Chamberlain, Philadelphia	1991-92	Larry Johnson, Charlotte
1960-61	Oscar Robertson, Cincinnati	1992-93	Shaquille O'Neal, Orlando
1961-62	Walt Bellamy, Chicago	1993-94	Chris Webber, Golden State
1962-63	Terry Dischinger, Chicago	1994-95	Grant Hill, Detroit; Jason Kidd, Dallas
1963-64	Jerry Lucas, Cincinnati	1995-96	Damon Stoudamire, Toronto
1964-65	Willis Reed, New York	1996-97	Allen Iverson, Philadelphia
1965-66	Rick Barry, San Francisco	1997-98	Tim Duncan, San Antonio
1966-67	Dave Bing, Detroit	1998-99	Vince Carter, Toronto
1967-68	Earl Monroe, Baltimore	1999-00	Elton Brand, Chicago; Steve Francis, Houston
1968-69	Wes Unseld, Baltimore	2000-01	Mike Miller, Orlando
1969-70	Kareem Abdul-Jabbar, Milwaukee	2001-02	Pau Gasol, Memphis
1970-71	Dave Cowens, Boston; Geoff Petrie, Portland	2002-03	Amar'e Stoudemire, Phoenix
1971-72	Sidney Wicks, Portland	2003-04	LeBron James, Cleveland
1972-73	Bob McAdoo, Buffalo	2004-05	Emeka Okafor, Charlotte
1973-74	Ernie DiGregorio, Buffalo	2005-06	Chris Paul, New Orleans/Oklahoma City
1974-75	Keith Wilkes, Golden State	2006-07	Brandon Roy, Portland
1975-76	Alvan Adams, Phoenix	2007-08	Kevin Durant, Seattle
1976-77	Adrian Dantley, Buffalo	2008-09	Derrick Rose, Chicago
1977-78	Walter Davis, Phoenix	2009-10	Tyreke Evans, Sacramento
1978-79	Phil Ford, Kansas City	2010-11	Blake Griffin, Los Angeles
1979-80	Larry Bird, Boston	2011-12	Kyrie Irving, Cleveland
1980-81	Darrell Griffith, Utah	2012-13	Damian Lillard, Portland
1981-82	Buck Williams, New Jersey	2013-14	Michael Carter-Williams, Philadelphia
1982-83	Terry Cummings, San Diego	2014-15	Andrew Wiggins, Minnesota
1983-84	Ralph Sampson, Houston	2015-16	Karl-Anthony Towns, Minnesota

MOST IMPROVED PLAYER

(Selected by writers and broadcasters)

Year	Player, Team	Year	Player
1985-86	Alvin Robertson, San Antonio	2001-02	Jermaine O'Neal, Indiana
1986-87	Dale Ellis, Seattle	2002-03	Gilbert Arenas, Golden State
1987-88	Kevin Duckworth, Portland	2003-04	Zach Randolph, Portland
1988-89	Kevin Johnson, Phoenix	2004-05	Bobby Simmons, L.A. Clippers
1989-90	Rony Seikaly, Miami	2005-06	Boris Diaw, Phoenix
1990-91	Scott Skiles, Orlando	2006-07	Monta Ellis, Golden State
1991-92	Pervis Ellison, Washington	2007-08	Hedo Turkoglu, Orlando
1992-93	Mahmoud Abdul-Rauf, Denver	2008-09	Danny Granger, Indiana
1993-94	Don MacLean, Washington	2009-10	Aaron Brooks, Houston
1994-95	Dana Barros, Philadelphia	2010-11	Kevin Love, Minnesota
1995-96	Gheorghe Muresan, Washington	2011-12	Ryan Anderson, Orlando
1996-97	Isaac Austin, Miami	2012-13	Paul George, Indiana
1997-98	Alan Henderson, Atlanta	2013-14	Goran Dragic, Phoenix
1998-99	Darrell Armstrong, Orlando	2014-15	Jimmy Butler, Chicago
1999-00	Jalen Rose, Indiana	2015-16	C.J. McCollum, Portland
2000-01	Tracy McGrady, Orlando		

NBA DEFENSIVE PLAYER OF THE YEAR

(Selected by writers and broadcasters)

Year	Player, Team	Year	Player, Team	Year	Player, Team
1982-83	Sidney Moncrief, Milwaukee	1994-95	Dikembe Mutombo, Denver	2006-07	Marcus Camby, Denver
1983-84	Sidney Moncrief, Milwaukee	1995-96	Gary Payton, Seattle	2007-08	Kevin Garnett, Boston
1984-85	Mark Eaton, Utah	1996-97	Dikembe Mutombo, Atlanta	2008-09	Dwight Howard, Orlando
1985-86	Alvin Robertson, San Antonio	1997-98	Dikembe Mutombo, Atlanta	2009-10	Dwight Howard, Orlando
1986-87	Michael Cooper, L.A. Lakers	1998-99	Alonzo Mourning, Miami	2010-11	Dwight Howard, Orlando
1987-88	Michael Jordan, Chicago	1999-00	Alonzo Mourning, Miami	2011-12	Tyson Chandler, New York
1988-89	Mark Eaton, Utah	2000-01	Dikembe Mutombo, Philadelphia	2012-13	Marc Gasol, Memphis
1989-90	Dennis Rodman, Detroit	2001-02	Ben Wallace, Detroit	2013-14	Joakim Noah, Chicago
1990-91	Dennis Rodman, Detroit	2002-03	Ben Wallace, Detroit	2014-15	Kawhi Leonard, San Antonio
1991-92	David Robinson, San Antonio	2003-04	Ron Artest, Indiana	2015-16	Kawhi Leonard, San Antonio
1992-93	Hakeem Olajuwon, Houston	2004-05	Ben Wallace, Detroit		
1993-94	Hakeem Olajuwon, Houston	2005-06	Ben Wallace, Detroit		

NBA EXECUTIVE OF THE YEAR

(Selected by NBA Executives and The Sporting News)

Year	Executive, Team	Year	Executive, Team	Year	Executive, Team
1972-73	Joe Axelson, K.C./Omaha	1989-90	Bob Bass, San Antonio	2006-07	Bryan Colangelo, Toronto
1973-74	Eddie Donovan, Buffalo	1990-91	Bucky Buckwalter, Portland	2007-08	Danny Ainge, Boston
1974-75	Dick Vertlieb, Golden State	1991-92	Wayne Embry, Cleveland	2008-09	Mark Warkentien, Denver
1975-76	Jerry Colangelo, Phoenix	1992-93	Jerry Colangelo, Phoenix	2009-10	John Hammond, Milwaukee
1976-77	Ray Patterson, Houston	1993-94	Bob Whitsitt, Seattle	2010-11	Gar Forman, Chicago
1977-78	Angelo Drossos, San Antonio	1994-95	Jerry West, L.A. Lakers	2011-12	Larry Bird, Indiana
1978-79	Bob Ferry, Washington	1995-96	Jerry Krause, Chicago	2012-13	Masai Ujiri, Denver
1979-80	Red Auerbach, Boston	1996-97	Bob Bass, Charlotte	2013-14	R.C. Buford, San Antonio
1980-81	Jerry Colangelo, Phoenix	1997-98	Wayne Embry, Cleveland	2014-15	Bob Myers, Golden State
1981-82	Bob Ferry, Washington	1998-99	Geoff Petrie, Sacramento	2015-16	R.C. Buford, San Antonio
1982-83	Zollie Volchok, Seattle	1999-00	John Gabriel, Orlando		
1983-84	Frank Layden, Utah	2000-01	Geoff Petrie, Sacramento		
1984-85	Vince Boryla, Denver	2001-02	Rod Thorn, New Jersey		
1985-86	Stan Kasten, Atlanta	2002-03	Joe Dumars, Detroit		
1986-87	Stan Kasten, Atlanta	2003-04	Jerry West, Memphis		
1987-88	Jerry Krause, Chicago	2004-05	Bryan Colangelo, Phoenix		
1988-89	Jerry Colangelo, Phoenix	2005-06	Elgin Baylor, L.A. Clippers		

J. WALTER KENNEDY CITIZENSHIP AWARD

(Selected by the Pro Basketball Writers Association)

Year	Player, Team	Year	Player, Team
1975-76	Slick Watts, Seattle	1995-96	Chris Dudley, Portland
1974-75	Wes Unseld, Washington	1996-97	P.J. Brown, Miami
1976-77	Dave Bing, Washington	1997-98	Steve Smith, Atlanta
1977-78	Bob Lanier, Detroit	1998-99	Brian Grant, Portland
1978-79	Calvin Murphy, Houston	1999-00	Vlade Divac, Sacramento
1979-80	Austin Carr, Cleveland	2000-01	Dikembe Mutombo, Philadelphia
1980-81	Mike Glenn, New York	2001-02	Alonzo Mourning, Miami
1981-82	Kent Benson, Detroit	2002-03	David Robinson, San Antonio
1982-83	Julius Erving, Philadelphia	2003-04	Reggie Miller, Indiana
1983-84	Frank Layden, Utah	2004-05	Eric Snow, Cleveland
1984-85	Dan Issel, Denver	2005-06	Kevin Garnett, Minnesota
1985-86	Michael Cooper, L.A. Lakers, Rory Sparrow, New York	2006-07	Steve Nash, Phoenix
1986-87	Isiah Thomas, Detroit	2007-08	Chauncey Billups, Detroit
1987-88	Alex English, Denver	2008-09	Dikembe Mutombo, Houston
1988-89	Thurl Bailey, Utah	2009-10	Samuel Damlembert, Philadelphia
1989-90	Doc Rivers, Atlanta	2010-11	Ron Artest, L.A. Lakers
1990-91	Kevin Johnson, Phoenix	2011-12	Pau Gasol, L.A. Lakers
1991-92	Magic Johnson, L.A. Lakers	2012-13	Kenneth Faried, Denver
1992-93	Terry Porter, Portland	2013-14	Luol Deng, Cleveland
1993-94	Joe Dumars, Detroit	2014-15	Joakim Noah, Chicago
1994-95	Joe O'Toole, Atlanta	2015-16	Wayne Ellington, Brooklyn

NBA





NBA

NBA SIXTH MAN AWARD

(Selected by writers and broadcasters)

Year	Player, Team
1982-83	Bobby Jones, Philadelphia
1983-84	Kevin McHale, Boston
1984-85	Kevin McHale, Boston
1985-86	Bill Walton, Boston
1986-87	Ricky Pierce, Milwaukee
1987-88	Roy Tarpley, Dallas
1988-89	Eddie Johnson, Phoenix
1989-90	Ricky Pierce, Milwaukee
1990-91	Detlef Schrempf, Indiana
1991-92	Detlef Schrempf, Indiana
1992-93	Clifford Robinson, Portland
1993-94	Dell Curry, Charlotte
1994-95	Anthony Mason, New York
1995-96	Toni Kukoc, Chicago
1996-97	John Starks, New York
1997-98	Danny Manning, Phoenix
1998-99	Darrell Armstrong, Orlando

NBA SPORTSMANSHIP AWARD

(Selected by writers and broadcasters)

Year	Player, Team
1995-96	Joe Dumars, Detroit
1996-97	Terrell Brandon, Cleveland
1997-98	Avery Johnson, San Antonio
1998-99	Hersey Hawkins, Seattle
1999-2000	Eric Snow, Philadelphia
2000-01	David Robinson, San Antonio
2001-02	Steve Smith, San Antonio
2002-03	Ray Allen, Seattle
2003-04	P.J. Brown, New Orleans
2004-05	Grant Hill, Orlando
2005-06	Elton Brand, L.A. Clippers
2006-07	Luol Deng, Chicago
2007-08	Grant Hill, Phoenix
2008-09	Chauncey Billups, Denver
2009-10	Grant Hill, Phoenix
2010-11	Stephen Curry, Golden State
2011-12	Jason Kidd, Dallas
2012-13	Jason Kidd, New York
2013-14	Mike Conley, Memphis
2014-15	Kyle Korver, Atlanta
2015-16	Mike Conley, Memphis

Year	Player, Team
1999-00	Rodney Rogers, Phoenix
2000-01	Aaron McKie, Philadelphia
2001-02	Corliss Williamson, Detroit
2002-03	Bobby Jackson, Sacramento
2003-04	Antawn Jamison, Dallas
2004-05	Ben Gordon, Chicago
2005-06	Mike Miller, Memphis
2006-07	Leandro Barbosa, Phoenix
2007-08	Manu Ginobili, San Antonio
2008-09	Jason Terry, Dallas
2009-10	Jamal Crawford, Atlanta
2010-11	Lamar Odom, L.A. Lakers
2011-12	James Harden, Oklahoma City
2012-13	J.R. Smith, New York
2013-14	Jamal Crawford, L.A. Clippers
2014-15	Lou Williams, Toronto
2015-16	Jamal Crawford, L.A. Clippers

TWYMAN-STOKES TEAMMATE OF THE YEAR

(Selected by writers and broadcasters)

Year	Player, Team
2012-13	Chauncey Billups, L.A. Clippers
2013-14	Shane Battier, Miami
2014-15	Tim Duncan, San Antonio
2015-16	Vince Carter, Memphis

FEDEXFORUM





FedExForum is celebrating its 12th season in the heart of downtown Memphis.

Now celebrating its 12th season in the heart of the Mid-South, FedExForum has come to be known as one of the premier arenas in the NBA and in North America. It is home to the NBA's Memphis Grizzlies and the University of Memphis Tigers men's basketball team, and in the decade since FedExForum opened, the arena has presented 12 NBA Playoff series, including the 2013 NBA Western Conference Finals, and hosted major basketball tournaments such as the 2009 and 2014 NCAA Regional Men's Basketball Tournaments, the inaugural 2014 American Athletic Conference Men's Basketball Tournament, the 2010 NCAA South Regional Women's Division I Basketball Tournament and six Conference USA Men's Basketball Tournaments (2005-09, 2012).

Last season, FedExForum saw another strong year, hosting over 100 arena events and over 100 private meeting events that took advantage of some of the unique meeting and function spaces throughout the arena. The professional operation at FedExForum has resulted in it being named one of three finalists for the International Association of Venue Managers (IAVM) Venue Excellence Award in the category of arenas in July 2012. FedExForum's 12th season looks like another great year with exciting new events coming to Memphis!

FedExForum has already played host to many concerts of chart-topping stars including: AC/DC, Alicia Keys, Billy Joel, Blake Shelton, Bon Jovi, Carrie Underwood, Elton John, Eric Clapton, Foo Fighters, George Strait, Janet Jackson, John Mayer, Journey, Justin Bieber, Justin Timberlake, Katy Perry, Kenny Chesney, Kid Rock, Michael Bubl , Luke Bryan, Miley Cyrus, Paul McCartney, Pearl Jam, Red Hot Chili Peppers, the Rolling Stones, Taylor Swift, Tim McGraw and Faith Hill, and Usher among other A-List acts that have played FedExForum.

In addition, Memphis and FedExForum have become a premier location for major boxing events having already hosted seven World Championship Boxing events, four concert rehearsals and tour openings as well as many major family shows like the Ringling Bros. and Barnum and Bailey Circus, Disney on Ice, Monster Jam and Motocross, World Wrestling Entertainment, Cirque du Soleil and Professional Bull Riders. FedExForum also helped lead the initiative to legalize mixed martial arts in the state of Tennessee,

leading to UFC 107 being held at FedExForum in December 2009.

FedExForum has become more than just an arena. It has achieved the goals set by Grizzlies ownership, management and community leaders and has become the new front porch for Memphis, a place where people can come together.

Since the \$250 million arena opened on time and on budget in September 2004, millions of fans have enjoyed a basketball game, concert or event at FedExForum. Additionally, FedExForum has become synonymous with unprecedented "Fans First" service, a principle which helped lead the Grizzlies and FedExForum being ranked as the best overall professional sports franchise in North America in ESPN The Magazine's 2013 Ultimate Standings, a composite ranking of all 122 franchises across the four major professional sports in North America (MLB, NBA, NFL, NHL).

So what is it about FedExForum that has the city, the NBA and fans buzzing? Upon entering the arena through the Grand Lobby, fans can get a first-hand look at the Built Ford Tough Training Facility, the official in-house practice facility of the Grizzlies, and the expanded Bud Light Lounge, where fans can grab a quick bite while getting an in-person look at the Grizzlies LIVE! pregame, halftime and postgame shows. The FedEx Hub, completely renovated and brought into the digital age, is featured on the Plaza Level, one of five seating levels in the arena. Wide concourses and Methodist Healthcare stair areas allow fans to navigate these levels to see the best Memphis has to offer.

For expedited service, there are over 100 points of sale for concessions throughout FedExForum. In addition, there are four full-service restaurants, with three offering service to Premium Seat Holders including: the Draft Room on the Pinnacle Level overlooking the court; the Blue Note Lounge, where fans can get a cocktail and a light meal before or during the game and enjoy the standing ledge; and the Horseshoe Club, where floor seat holders can watch the Grizzlies run onto the court from the locker room. In addition, there is also an exclusive floor seat holder lounge near the Grizzlies tunnel and Legends Lounge overlooking Beale Street. Each of these spaces is also available to rent for private functions during non-game or event times.

All food in FedExForum is provided by Levy Restaurants, the leader in sports and entertainment venue dining, and fans experience selection and quality beyond anything they've ever had at a sporting event. From Memphis favorites such as Charlie Vergos' Rendezvous BBQ, Rock'N Dough Pizza, B.C. Burgers or Memphis Burrito Co. to new Levy concepts, all fans can find something to satisfy their appetite.

In June 2015, the Grizzlies announced a new partnership with FanDuel, the global leader in one-day fantasy sports. This fully integrated marketing alliance made FanDuel the exclusive and official Daily Fantasy Gaming Partner of the Grizzlies and saw the addition of the FanDuel Party Deck in a uniquely and specifically re-designed section of the arena bowl to create an interactive and immersive experience for fans.

Designed by Daktronics, the center-hung scoreboard, measuring 22 feet high by 38 feet in diameter, provides fans with live video, instant replays and information on 10 large digital full-color displays, including four dedicated scoring sections. The video board's unique design includes two 360-degree full-color rings of LED on the top and bottom of the scoreboard. Four additional video displays, in vertical configuration, flank the main video screens and dedicated scoring sections.

To complement the center-hung video and scoring displays, additional LED displays are prominently featured around the seating bowl. One 360-degree ring of light encircles the entire seating bowl, mounted on



Blake Shelton



Billy Joel



FEDEXFORUM

the Terrace Level fascia. A second large display curves 270 degrees around the Pinnacle Level fascia. The four LED rings comprise one of the largest amounts of linear feet of LED in any arena in the United States. FedExForum is also equipped with a high-tech sound system, as well as acoustic technology, making the sound in the arena crystal clear, and a state-of-the-art wi-fi network powered by Ubiquiti. Additionally, FedExForum added nearly 700 Sharp HD flat-screen TVs throughout the arena in Summer 2015.

Fans also can get in the game with the latest adidas Grizzlies gear in the Grizzlies Den team store, located in the Grand Lobby and at several merchandise stands throughout FedExForum. The store is also open on non-game days from 10 a.m.-5 p.m. Monday-Friday and 10 a.m.-4 p.m. on Saturday. Playoff hours are 9 a.m.-6 p.m. Monday-Friday and 9 a.m.-5 p.m. on Saturday. The team store can be reached by phone at (901) 205-1551.

One of the most unique features of FedExForum is the music theme that is prevalent throughout the arena. Luxury Suite holders have their name engraved on a record outside their suite, and lyric sheets from famous Memphis songs appear prominently on the walls. Concessions and restaurants are named with uniquely Memphis music themes and areas of the arena concourses are divided into sponsored zones highlighting musical genres like Rock 'n' Roll, the Blues, Gospel, Memphis Music Today and more.

FedExForum is also home to the Rock 'n' Soul Museum on the street level of the administration building. The Rock 'n' Soul Museum traces the roots of rock and roll and soul music in Memphis, offering visitors a self-guided tour of Memphis music from the early 20th century into the 1970s. The Rock 'n' Soul Museum is one of only two Smithsonian Institution exhibits not located in Washington, D.C.



Memphis Tigers

FEDEXFORUM/MEDIA FAQS:

1. Where is the media entrance located?

Media should enter the building on the Southeast corner of Fourth Street and Dr. Martin Luther King Jr. Avenue (Media/Staff Entrance). All bags will be subject to search upon entry into FedExForum.

2. Where is the media parking?

Media Parking is available in the FedExForum surface lot located on Dr. Martin Luther King Jr. Avenue between B.B. King Blvd. and Fourth Street.

3. Where do I enter to go to the Built Ford Tough Training Facility?

Media should enter through the Staff/Media Entrance at Fourth Street and Dr. Martin Luther King Jr. Avenue.

4. Where are the locker rooms located?

All locker rooms are located on the Event Level with the Media Suite strategically located on the East side between all the locker rooms.

Memphis Grizzlies – Southeast
Visiting Team – Northeast

5. Where are the media dining room and work rooms located?

Event Level – Southeast. Press take the elevator from the Media Entrance to the Event Level which opens directly into the Don Poier Media Center.

6. Where is the media seating?

Two rows – South side center court, plus auxiliary seating on the Club Level, West side.


7. Where do satellite trucks park?


Satellite trucks park in our surface lot to the South of the garage. The surface lot is located on Dr. Martin Luther King Jr. Avenue between B.B. King Blvd. and Fourth Street.

8. Where are press conferences held?

Press conferences are held in the press conference room located in the Don Poier Media Center unless otherwise announced.

AT A GLANCE





GLOSSARY OF TERMS

Arthroscopy

A surgical examination of the internal structures of a joint by viewing through an arthroscope. An arthroscopic procedure can be used to remove or repair damaged tissue or as a diagnostic procedure in order to inspect the extent of the damage or confirm diagnosis.

Avascular Necrosis

Death of a body part because of a lack of blood circulation.

Bone Scan

An imaging procedure in which a radioactive-labeled substance is injected into the body to determine the status of a bone injury. A bone scan is particularly useful in diagnosing a stress fracture.

Chondral Fracture

Fracture to the chondral (cartilaginous) surfaces of bone. Degenerative Joint Disease changes in the joint surfaces as a result of repetitive trauma.

Dislocation

Complete displacement of joint surfaces.

Edema

Accumulation of fluid in organs and tissues of the body; swelling.

Effusion

Accumulation of fluid within a joint.

Fracture

Breach in continuity of the bone. Types of fractures include simple, compound, comminuted, greenstick, incomplete, impacted, longitudinal, oblique, stress and transverse.

Heat Cramps

Painful muscle spasms caused by excessive body heat and depletion of fluids and electrolytes. Can be prevented with acclimatization and attention to environmental heat stress.

Heat Stroke

Condition of rapidly rising internal body temperature.

Hemarthrosis

Accumulation of blood within a joint as a result of an acute injury.

Magnetic Resonance Imaging (MRI)

Imaging procedure in which a radio frequency pulse causes certain electrical elements of the injured tissue to react. MRI does not require radiation and is very useful in the diagnosis of soft tissue, disc and meniscus injuries.

Osteochondritis Dessicans

A piece of bone and/or cartilage loosened from its attachment after trauma; it can cause a lesion.

Separated shoulder (AC joint separation)

An injury to the acromioclavicular (AC) joint, located at the distal (acromial) end of the clavicle. While both involve the shoulder, a separation is completely different from a dislocation, which involves the glenohumeral joint.

Sprain

The twisting, stretching, pulling or tearing of a ligament.

1st degree

- A stretching but not tearing of a ligament. Athlete may either return to play immediately or will miss very little activity.

2nd degree

- A partial tear of a ligament. Bracing may be required. Athlete may miss one to four weeks.

3rd degree

- A complete tear of the ligament. Depending upon the ligament involved, bracing or even surgery may be required. Athlete may be out of activity from three weeks to one year or longer.

Strain

The stretching, pulling or twisting of a muscle or tendon.

1st degree

- A stretching but not tearing of the muscle or tendon. Athlete may either return to play immediately or will usually miss very little activity.

2nd degree

- A partial tear of a muscle or tendon. Athlete may miss one to four weeks.

3rd degree

- A complete tear of a muscle or tendon. Depending upon the muscle or tendon involved, surgery may be required. Athlete may be out of activity from three weeks to one year or longer.

Subluxation

Partial dislocation of a joint. The term usually implies that the joint can be returned to its normal position without formal reduction.

Synovitis

Inflammation of the synovial lining of a joint.

Tendinitis

Inflammation of the tendon and/or tendon sheath, usually caused by chronic overuse.

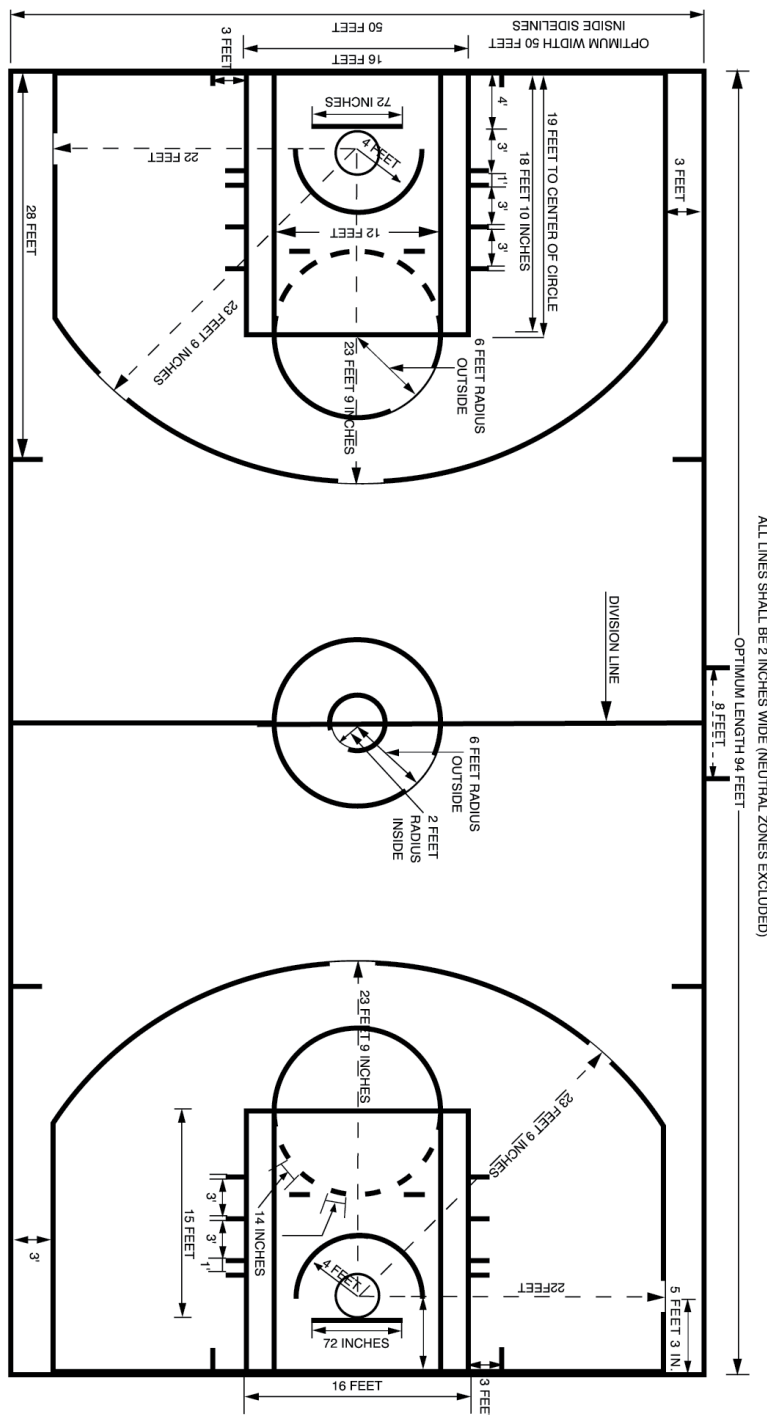


COURT DIAGRAM

GRIZZLIES LOGO & UNIFORMS



OFFICIAL NBA COURT DIAGRAM



PRIMARY AND SECONDARY LOGOS

Primary logo




Partial logo



Secondary logo



HOME UNIFORMS



ROAD UNIFORMS



ALTERNATE ROAD UNIFORMS



MLK50 PRIDE UNIFORMS



PMS 289

Memphis Midnight
(100C 64M 0Y 60K)

PMS 652

Beale Street Blue
(50C 25M 0Y 10K)

PMS 650

Smoke Blue
(24C 9M 0Y 2K)

PMS 123

Grizzlies Gold
(0C 17M 80Y 0K)

INTRO

PLAYERS

EXECUTIVES

BASKETBALL
OPERATIONS

BUSINESS
OPERATIONS

MEDIA

COMMUNITY

HISTORY

PLAYOFFS

REVIEW

OPPONENTS

NBA

FEDERATION

AT A GLANCE



MEMPHIS ATTRACTIONS

MEMPHIS ATTRACTIONS



WHAT TO DO IN MEMPHIS

AUTOZONE PARK

Address: 200 Union Ave.
Phone: (901) 721-6050
Website: memphisredbirds.com

AutoZone Park is the home of the AAA baseball Memphis Redbirds, who play from April until September.

BEALE STREET ENTERTAINMENT DISTRICT

Address: 203 Beale St., Suite 300
Phone: (901) 526-0117
Website: bealestreet.com

One of America's most famous musical streets! Located in the heart of downtown Memphis with three blocks of more than 30 nightclubs, restaurants and retail shops. Music includes traditional Blues, Rhythm and Blues, Jazz and Rock 'n' Roll. Catch a concert at Handy Park or attend one of the annual festivals or parades.

GIBSON GUITAR FACTORY

Address: 145 Lt. George Lee Ave.
Phone: (901) 544-7998
Website: gibson.com

Hours: Mon.-Sat. hourly 10 a.m.-6 p.m.;
Sun. hourly noon-4 p.m.

Admission: \$10 (ages 5 and up)

Get an up-close look at Gibson guitars being crafted by hand while you watch. Then visit the Gibson Pure Shop to see a complete line of Gibson products. You can also learn the story of the birth of America's most influential music at the Smithsonian Rock 'n' Soul Museum which is located next to the Gibson factory. Relax in the lounge with live music, great drinks and food.

GRACELAND MANSION

Address: 3734 Elvis Presley Blvd.
Phone: (901) 332-3322
Website: graceland.com

Hours: Sept.-Oct., Mon.-Sat. 9 a.m.-5 p.m., Sun. 9 a.m.-4 p.m.;
Nov.-Dec., Daily 9 a.m.-4 p.m.;
Jan.-Feb., Wed.-Mon. 9 a.m.-4 p.m.;
Mar.-Aug., Mon.-Sat. 9 a.m.-5 p.m., Sun. 9 a.m.-4 p.m.;

Admission (Mansion Tour): Adults: \$38.75;
Seniors 62+ and Students: \$34.90; Children 7-12: \$17;
Children 6 & under: free

Home of the undisputed King of Rock 'n Roll, Elvis Presley's Graceland mansion has become one of the largest attractions in Memphis. The home tour includes the music room, Elvis' parents' bedroom, pool room and 'jungle' den in the main house, and, behind the house, Elvis' racquetball building and his original business office. Also included are viewings of Elvis' trophy house and the Meditation Garden where Elvis and his immediate family are laid to rest.

MEMPHIS ROCK 'N' SOUL MUSEUM

Address: 191 Beale St., Suite 100
Phone: (901) 205-2533
Website: memphisrocknsoul.org

Hours: Open Daily 10 a.m.-7 p.m.
(Ticket sales end at 6:15 p.m.)

Admission; Adults \$12; Youth (5-17) \$9

The Memphis Rock 'n' Soul Museum Social Crossroads exhibition, artifacts, pictures, words and, of course, music, highlight slices of our cultural and musical past. Multiple galleries examine the history of Memphis music and its impact on cultural change. Group discounts available.

MEMPHIS ZOO

Address: 2000 Prentiss Place
Phone: (901) 333-6500
Website: memphiszoo.org

Hours: Mar.-Oct. 9 a.m.-5 p.m. (last admission 4 p.m.); Nov.-Feb. 9 a.m.-4 p.m. (last admission 3 p.m.)

Admission: Adults (ages 12+) \$15; Seniors (ages 60+) \$14;
Children (ages 2-11) \$10; Parking: \$5 per vehicle, free for Zoo members

The Memphis Zoo has an internationally recognized animal breeding program – a second chance at survival for species such as the low-land gorilla, snow leopard and Pere David's deer. You can also explore the new Teton Trek, Cat Country, Primate Canyon, Animals of the Night, Once Upon a Farm, Dragon's Lair, Tropical Bird House, Herpetarium, Aquarium and more. The Memphis Zoo has over 3,000 animal residents, as well as keeper chats, animal shows, the Zoo Shop, Discovery Center, rides and the CHINA exhibit, which features Chinese pandas Le Le and Ya Ya. The exhibit was built in anticipation of the pandas' arrival and represents Chinese animals, architecture and art.

NATIONAL CIVIL RIGHTS MUSEUM AT THE LORRAINE MOTEL

Address: 450 Mulberry St.
Phone: (901) 521-9699
Website: civilrightsmuseum.org

Hours: Wed.-Mon. 9 a.m.-5 p.m.
(closed on Tues.)

Admission: Adults \$15; Seniors and students with ID \$14;
Children (4-17) \$12, 3 and under, free

The National Civil Rights Museum was opened in 1991 at the site of the Lorraine Motel in downtown Memphis. The Museum exists to assist the public in understanding the lessons of the Civil Rights Movement and its impact and influence on the human rights movement worldwide through its collections, exhibitions, research and educational programs.

PINK PALACE MUSEUM

Address: 3050 Central Ave.
Phone: (901) 636-2362
Website: memphismuseums.org

Hours: Mon.-Sat. 9 a.m.-5 p.m.; Sun. Noon-5 p.m.

Admission: Adults \$12.75; Seniors (age 60+) \$12.25; Children (3-12) \$7.25

The Pink Palace Museum is one of the largest facilities of its kind in the Southeast. Trace Memphis' development from the time of Spanish explorers through the Civil War and the yellow fever epidemics. Also located on the grounds are the IMAX Theatre and Sharpe Planetarium. Combination tickets are available for all the attractions.

STAX MUSEUM OF AMERICAN SOUL MUSIC

Address: 926 E. McLemore Ave.
Phone: (901) 942-SOUL
Website: staxmuseum.com

Hours: Tues.-Sat. 10 a.m.-5 p.m., Sun. 1-5 p.m. (closed on Mon.)

Admission: Adult \$13; Seniors (ages 62+) and Military \$12;
Children (9-12) \$10; free for Stax Museum members and children under age 8 with paid senior or adult admission

Soul music was practically invented in Memphis and many of the greatest soul performers came from or recorded in an area of downtown Memphis called Soulsville, USA. Both Stax Records and Hi Records, two former movie theaters converted into recording studios in Soulsville in the late 1950s, cut the hottest soul records of all time. Soulsville, a non-profit organization, recently built the Stax Museum of American Soul as a tribute to these studios, record labels and their artists as well as the other gospel, blues, R&B and jazz musicians coming from Soulsville.

SUN STUDIO

Address: 706 Union Ave.
Phone: (800) 441-6249
Website: sunstudio.com

Hours: Open daily 10 a.m.-6 p.m. Tours are given at the bottom of every hour on the half hour starting at 10:30 a.m. and ending at 5:30 p.m.

Admission: Adults \$12; Children (ages 5-11) free

Dubbed the "Birthplace of Rock 'n Roll," this studio was the home to sounds from greats such as Johnny Cash, Carl Perkins, Jerry Lee Lewis and Elvis Presley. Fans can also browse the Studio shops and enjoy a meal at the Sun Studio Café.



The Graceland Mansion is one of the most famous tourist attractions in the country.



ACCOMMODATIONS & TRANSPORTATION

LOCAL HOTELS

Comfort Inn Downtown

100 N. Front St.
Memphis, TN 38103
(901) 526-0584
FAX: (901) 525-7512

Directions from hotel to FedExForum

- Start out going SOUTH on N. FRONT ST. toward JEFFERSON AVE.
- Turn LEFT onto JEFFERSON AVE.
- Turn RIGHT onto N. 2nd ST./TN-14 S./TN-3 S. Continue to follow 2nd ST./TN-14 S./TN-3 S.
- Turn LEFT onto DR. MARTIN LUTHER KING JR. AVE.

Courtyard Marriott Memphis Airport

1780 Nonconnah Blvd.
Memphis, TN 38132
(901) 396-3600
FAX: (901) 332-0706

Directions from hotel to FedExForum

- Start out going WEST on NONCONNAH BLVD. toward DIVIDEND DRIVE
- Merge onto I-240 W.
- Merge onto I-240 N.
- Take the LAMAR AVE exit- exit number 29
- Turn LEFT onto LAMAR AVE./TN-4/US 78
- Turn RIGHT onto S. SOMERVILLE ST./TN-278 Continue to follow TN-278
- End at S. 4th ST. and DR. MARTIN LUTHER KING JR. AVE.

Courtyard Marriott Memphis Downtown

75 Jefferson Ave.
Memphis, TN 38103
(901) 522-2200
FAX: (901) 522-2210

Directions from hotel to FedExForum

- Start out going EAST on JEFFERSON AVE. toward N. MAIN ST.
- Turn right onto N. 2nd ST.
- Turn LEFT onto DR. MARTIN LUTHER KING JR. AVE.
- Turn LEFT onto S. B.B. KING BLVD.

Crowne Plaza Memphis

300 N. Second St.
Memphis, TN 38105
(901) 525-1800
FAX: (901) 524-1859

Directions from hotel to FedExForum

- Start out going SOUTH on N. 2nd ST./TN-14 S./TN-3 S. toward MARKET AVE. Continue to follow N. 2nd ST./TN-14 S./TN-3 S.
- Turn LEFT onto DR. MARTIN LUTHER KING JR. AVE.

DoubleTree by Hilton Memphis Downtown

185 Union Ave.
Memphis, TN 38103
(901) 528-1800
FAX: (901) 526-3226

Directions from hotel to FedExForum

- Start out going EAST on UNION AVE./TN-3 toward HERNANDO ST.
- Turn RIGHT onto S. 4th ST.

Hampton Inn & Suites

175 Peabody Place
Memphis, TN 38103
(901) 260-4000
FAX: (901) 260-4012

Directions from hotel to FedExForum

- Start out going WEST on PEABODY Place toward HERNANDO ST.
- Turn RIGHT onto S. B.B. KING BLVD./TN-14 N.
- Turn RIGHT onto GAYOSO AVE.
- Turn RIGHT onto S. 4th ST.

Holiday Inn Select

160 Union Ave.
Memphis, TN 38103
(901) 525-5491
FAX: (901) 529-8950

Directions from hotel to FedExForum

- Start out going EAST on UNION AVE./TN-3 toward S. B.B. KING BLVD./TN-14N.
- Turn RIGHT on to S. 4th ST

Hotel Napoleon

179 Madison Ave.
Memphis, TN 38103
(901) 526-0002
FAX: (901) 526-0403

Directions from hotel to FedExForum

- Start out going EAST on MADISON AVE.
- Turn RIGHT on S. 4TH ST.
- Turn RIGHT on UNION AVE.
- Turn LEFT on S 4TH ST.

Madison Hotel

79 Madison Ave.
Memphis, TN 38103
(901) 333-1200
FAX: (901) 333-1212

Directions from hotel to FedExForum

- Start out going WEST on MADISON AVE. toward N. CENTER LANE
- Turn LEFT onto S. FRONT ST.
- Turn LEFT onto UNION AVE.
- Turn RIGHT onto S. 2nd ST./TN-14 S.
- Turn LEFT onto DR. MARTIN LUTHER KING JR. AVE.

The Peabody

149 Union Ave.
Memphis, TN 38103
(901) 529-4000
FAX: (901) 529-3600

Directions from hotel to FedExForum

- Start out going EAST on UNION AVE./TN-3 toward S. B.B. KING BLVD./TN 14 N.
- Turn RIGHT on to S. 4th ST.

ACCOMMODATIONS & TRANSPORTATION



MAJOR AIRLINES

American Airlines

(800) 433-7300

Delta Airlines

(800) 455-2720

Southwest Airlines

(800) 435-9792

United Airlines

(800) 864-8331

AUTOMOBILE RENTAL

Alamo

(901) 332-8412

Avis

(901) 346-6129

Budget

(901) 398-8888

Dollar

(866) 434-2226

Enterprise

(901) 396-3736

Hertz

(901) 345-5680

National

(901) 345-0070

Thrifty

(901) 345-0170

Sheraton Memphis (Downtown)

250 N. Main St.
Memphis, TN 38103
(901) 527-7300
FAX: (901) 214-3711

Directions from hotel to FedExForum

- Start out going SOUTH on MAIN ST. toward EXCHANGE AVE.
- Turn LEFT onto EXCHANGE AVE.
- Turn RIGHT onto N. 2nd ST./TN-14 S./TN-3 S. Continue to follow N 2nd ST./TN-14 S./TN-3 S.
- Turn LEFT onto DR. MARTIN LUTHER KING JR. AVE.

Sleep Inn at Court Square

40 N. Front St.
Memphis, TN 38103
(901) 522-9700
FAX: (901) 522-9710

Directions from hotel to FedExForum

- Start out going SOUTH on N. FRONT ST. toward COURT AVE.
- Turn LEFT onto UNION AVE.
- Turn RIGHT onto S. 2nd ST./TN-14 S.
- Turn LEFT onto DR. MARTIN LUTHER KING JR. AVE.

Springhill Suites

85 Court Ave.
Memphis, TN 38103
(901) 522-2100
FAX: (901) 522-2110

Directions from hotel to FedExForum

- Start out going WEST on PARK LANE toward N. CENTER LANE
- Turn LEFT onto N. FRONT ST.
- Turn LEFT onto UNION AVE.
- Turn RIGHT onto S. 2nd ST./TN-14 S.
- Turn LEFT onto DR. MARTIN LUTHER KING JR. AVE.

The Westin Memphis Beale Street

170 Lt. George W. Lee Ave.
Memphis, TN 38103
(901) 334-5900
FAX: (901) 334-5901

Located directly across the street

from FedExForum

OTHER TRANSPORTATION

Yellow Cab/Checker Cab

(901) 577-7777

City Wide Cab

(901) 722-8294

Metro Cab

(901) 323-3333

NEWSSTANDS & MAJOR BOOKSTORES

Barnes & Noble

2774 N. Germantown Pkwy.
(901) 386-2468

Peabody Newsstand

149 Union Ave.
(901) 844-1913

The Booksellers at Laurelwood

387 Perkins Extd.
(901) 683-9801



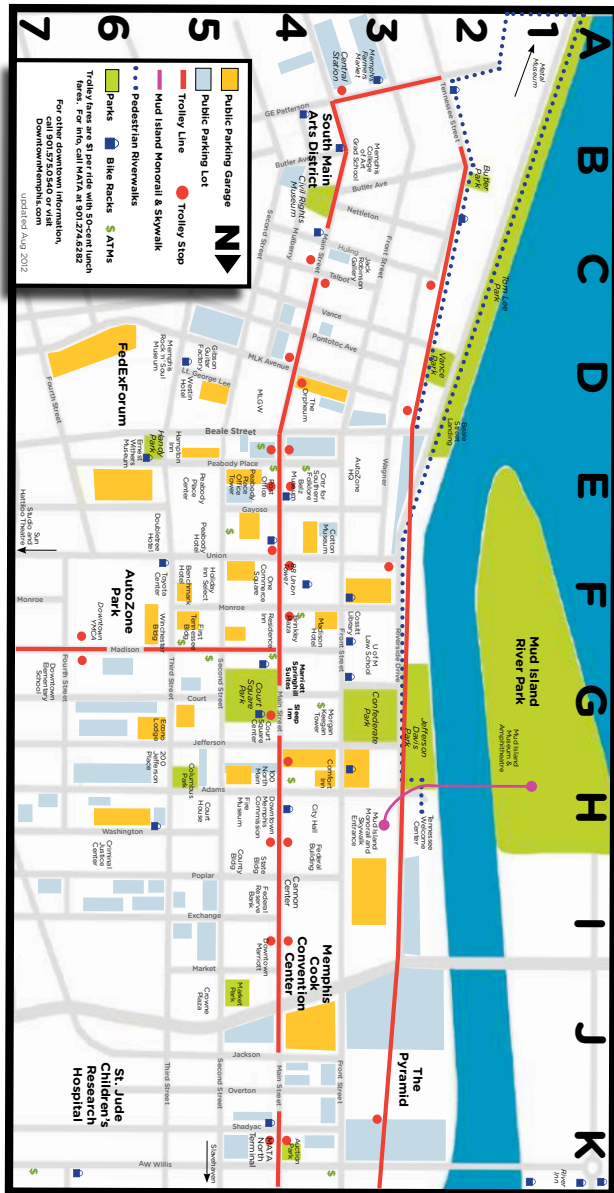
MAP OF MEMPHIS

DOWN TOWN MEMPHIS

DowntownMemphis.com
for parking, dining, shopping,
events and more!

Downtown Attractions

- D5 Gibson Guitar Factory, 435 E. George W. Lee, 541-0000
- D6 Hattieson Theatre (off main), 655 Main St., 525-1486
- D7 Jack Robinson Gallery, 44 N. Main, 576-0708
- D8 Main North Terminal, 444 N. Main
- D9 Memphis College of Art, 444 N. Main
- D10 Memphis College of Art, 444 N. Main
- D11 Memphis College of Art, 444 N. Main
- D12 Memphis College of Art, 444 N. Main
- D13 Memphis College of Art, 444 N. Main
- D14 Memphis College of Art, 444 N. Main
- D15 Memphis College of Art, 444 N. Main
- D16 Memphis College of Art, 444 N. Main
- D17 Memphis College of Art, 444 N. Main
- D18 Memphis College of Art, 444 N. Main
- D19 Memphis College of Art, 444 N. Main
- D20 Memphis College of Art, 444 N. Main
- D21 Memphis College of Art, 444 N. Main
- D22 Memphis College of Art, 444 N. Main
- D23 Memphis College of Art, 444 N. Main
- D24 Memphis College of Art, 444 N. Main
- D25 Memphis College of Art, 444 N. Main
- D26 Memphis College of Art, 444 N. Main
- D27 Memphis College of Art, 444 N. Main
- D28 Memphis College of Art, 444 N. Main
- D29 Memphis College of Art, 444 N. Main
- D30 Memphis College of Art, 444 N. Main
- D31 Memphis College of Art, 444 N. Main
- D32 Memphis College of Art, 444 N. Main
- D33 Memphis College of Art, 444 N. Main
- D34 Memphis College of Art, 444 N. Main
- D35 Memphis College of Art, 444 N. Main
- D36 Memphis College of Art, 444 N. Main
- D37 Memphis College of Art, 444 N. Main
- D38 Memphis College of Art, 444 N. Main
- D39 Memphis College of Art, 444 N. Main
- D40 Memphis College of Art, 444 N. Main
- D41 Memphis College of Art, 444 N. Main
- D42 Memphis College of Art, 444 N. Main
- D43 Memphis College of Art, 444 N. Main
- D44 Memphis College of Art, 444 N. Main
- D45 Memphis College of Art, 444 N. Main
- D46 Memphis College of Art, 444 N. Main
- D47 Memphis College of Art, 444 N. Main
- D48 Memphis College of Art, 444 N. Main
- D49 Memphis College of Art, 444 N. Main
- D50 Memphis College of Art, 444 N. Main
- D51 Memphis College of Art, 444 N. Main
- D52 Memphis College of Art, 444 N. Main
- D53 Memphis College of Art, 444 N. Main
- D54 Memphis College of Art, 444 N. Main
- D55 Memphis College of Art, 444 N. Main
- D56 Memphis College of Art, 444 N. Main
- D57 Memphis College of Art, 444 N. Main
- D58 Memphis College of Art, 444 N. Main
- D59 Memphis College of Art, 444 N. Main
- D60 Memphis College of Art, 444 N. Main
- D61 Memphis College of Art, 444 N. Main
- D62 Memphis College of Art, 444 N. Main
- D63 Memphis College of Art, 444 N. Main
- D64 Memphis College of Art, 444 N. Main
- D65 Memphis College of Art, 444 N. Main
- D66 Memphis College of Art, 444 N. Main
- D67 Memphis College of Art, 444 N. Main
- D68 Memphis College of Art, 444 N. Main
- D69 Memphis College of Art, 444 N. Main
- D70 Memphis College of Art, 444 N. Main
- D71 Memphis College of Art, 444 N. Main
- D72 Memphis College of Art, 444 N. Main
- D73 Memphis College of Art, 444 N. Main
- D74 Memphis College of Art, 444 N. Main
- D75 Memphis College of Art, 444 N. Main
- D76 Memphis College of Art, 444 N. Main
- D77 Memphis College of Art, 444 N. Main
- D78 Memphis College of Art, 444 N. Main
- D79 Memphis College of Art, 444 N. Main
- D80 Memphis College of Art, 444 N. Main
- D81 Memphis College of Art, 444 N. Main
- D82 Memphis College of Art, 444 N. Main
- D83 Memphis College of Art, 444 N. Main
- D84 Memphis College of Art, 444 N. Main
- D85 Memphis College of Art, 444 N. Main
- D86 Memphis College of Art, 444 N. Main
- D87 Memphis College of Art, 444 N. Main
- D88 Memphis College of Art, 444 N. Main
- D89 Memphis College of Art, 444 N. Main
- D90 Memphis College of Art, 444 N. Main
- D91 Memphis College of Art, 444 N. Main
- D92 Memphis College of Art, 444 N. Main
- D93 Memphis College of Art, 444 N. Main
- D94 Memphis College of Art, 444 N. Main
- D95 Memphis College of Art, 444 N. Main
- D96 Memphis College of Art, 444 N. Main
- D97 Memphis College of Art, 444 N. Main
- D98 Memphis College of Art, 444 N. Main
- D99 Memphis College of Art, 444 N. Main
- D100 Memphis College of Art, 444 N. Main



RESTAURANTS



ASIAN

DOWNTOWN

South Main Sushi & Grill (520 S. Main St. 249-2194)
Yao's (113 S. Main St. 523-2066)

MIDTOWN

Robata (2116 Madison Ave. 410-8290)
EAST MEMPHIS
Benihana (912 Ridgeway Blvd. 767-8980)
P.F. Chang's China Bistro (1181 Ridgeway Road 818-3889)
Sakura (4840 Poplar Ave. 572-1002)

BAR & GRILL

DOWNTOWN

Automatic Slim's (83 S. Second St. 525-7948)
Bar Dog (73 Monroe Ave. 275-8752)
Blind Bear (119 S. Main St. 417-8435)
The Flying Saucer (130 Peabody Place 523-8536)
Kooky Canuck (87 S. Second St. 578-9800)
Huey's (77 S. Second St. 527-2700)
TGI Friday's (185 Union Ave. 523-8500)

BARBECUE

DOWNTOWN

Blues City Café (138 Beale St. 526-3637)
Central BBQ (147 E. Butler Ave. 672-7760)
Charlie Vergos' Rendezvous (52 S. Second St. 523-2746)

EAST MEMPHIS

Corky's Ribs and BBQ (5259 Poplar Ave. 685-9744)

SOUTHERN CUISINE

DOWNTOWN

Alcenia's Desserts & Home Cooking (317 N. Main St. 523-0200)
Arcade (540 S. Main St. 526-5757)
Gus's Fried Chicken (310 S. Front St. 527-4877)
The Little Tea Shop (69 Monroe Ave. 525-6000)

MIDTOWN

Lafayette's (2119 Madison Ave. 207-5097)
Sweet Grass (937 S. Cooper St. 278-0278)
The Second Line (2144 Monroe Ave. 590-2829)

THREE COURSE

DOWNTOWN

Capriccio Restaurant Bar and Café (149 Union Ave. 529-4199)
Catherine & Mary's (272 S. Main St. 254-8600)
Chez Philippe (Peabody Hotel 529-4188)
Flight (39 S. Main St. 521-8005)
Itta Bena (145 Beale St. 578-3031)
Majestic Grille (145 S. Main St. 522-8555)
Mesquite Chop House (88 Union Ave. 527-5337)
Paulette's (50 Harbor Town Square 260-3300)
Spaghetti Warehouse (40 W. Huling Ave. 521-0907)
Spindini (383 S. Main St. 578-2767)
Texas de Brazil Churrascaria (150 Peabody Place 526-7600)

MIDTOWN

Restaurant Iris (2146 Monroe Ave. 590-2828)

EAST MEMPHIS

Char (431 S. Highland St. #120 249-3533)
Folk's Folly (551 S. Mendenhall Rd. 762-8200)

EAST MEMPHIS (CONTINUED)

Interim (5040 Sanderlin Ave. 818-0821)
Ruth's Chris Steak House (6120 Poplar Ave. 761-0055)

SEAFOOD

DOWNTOWN

Flying Fish (105 S. Second St. 522-8228)
Pearl's Oyster House (299 S. Main St. 522-9070)

MIDTOWN

Tsunami (928 S. Cooper St. 274-2556)

EAST MEMPHIS

Humdingers (6300 Poplar Ave. #101 260-8292)

SOUTHWEST

DOWNTOWN

Agave Maria (83 Union Ave. 341-2096)
Happy Mexican (385 S. Second St. 529-9991)
Maciel's (45 S. Main St. 526-0037)

MIDTOWN

Babalu (2115 Madison Ave. 274-0100)
Café Ole (959 S. Cooper St. 343-0103)
Molly Gonzales' La Casita (2006 Madison Ave. 726-1873)

BEALE STREET ATTRACTIONS

Alfred's (197 Beale St. 525-3711)
B.B. King's Blues Club (143 Beale St. 524-5464)
Club 152 (152 Beale St. 544-7011)
Hard Rock Café (126 Beale St. 529-0007)
Jerry Lawler's Hall of Fame Bar & Grill (159 Beale St. 523-1940)
Rum Boogie Café (182 Beale St. 528-0150)
Silky O'Sullivan's (183 Beale St. 522-9596)
Tin Roof (315 Beale St. 527-9911)
Wet Willie's (209 Beale St. 578-5650)

BEYOND BEALE

DOWNTOWN

Aldo's Pizza Pies (100 S. Main St. 577-7743)
Cheesecake Corner (113 E. G E Patterson Ave. 525-2253)
Earnestine and Hazel's (531 S. Main St. 523-9754)
Lenny's Sub Shop (153 S. Main St. 529-4377)
Local Gastropub (95 S. Main St. 473-9573)
Loflin Yard (7 W. Carolina Ave. 249-3046)
Lyfe Kitchen (272 S. Main St. 526-0254)
Oshi (94 S. Main St. 341-2091)
Tamp & Tap (122 Gayoso Ave. 207-1053)

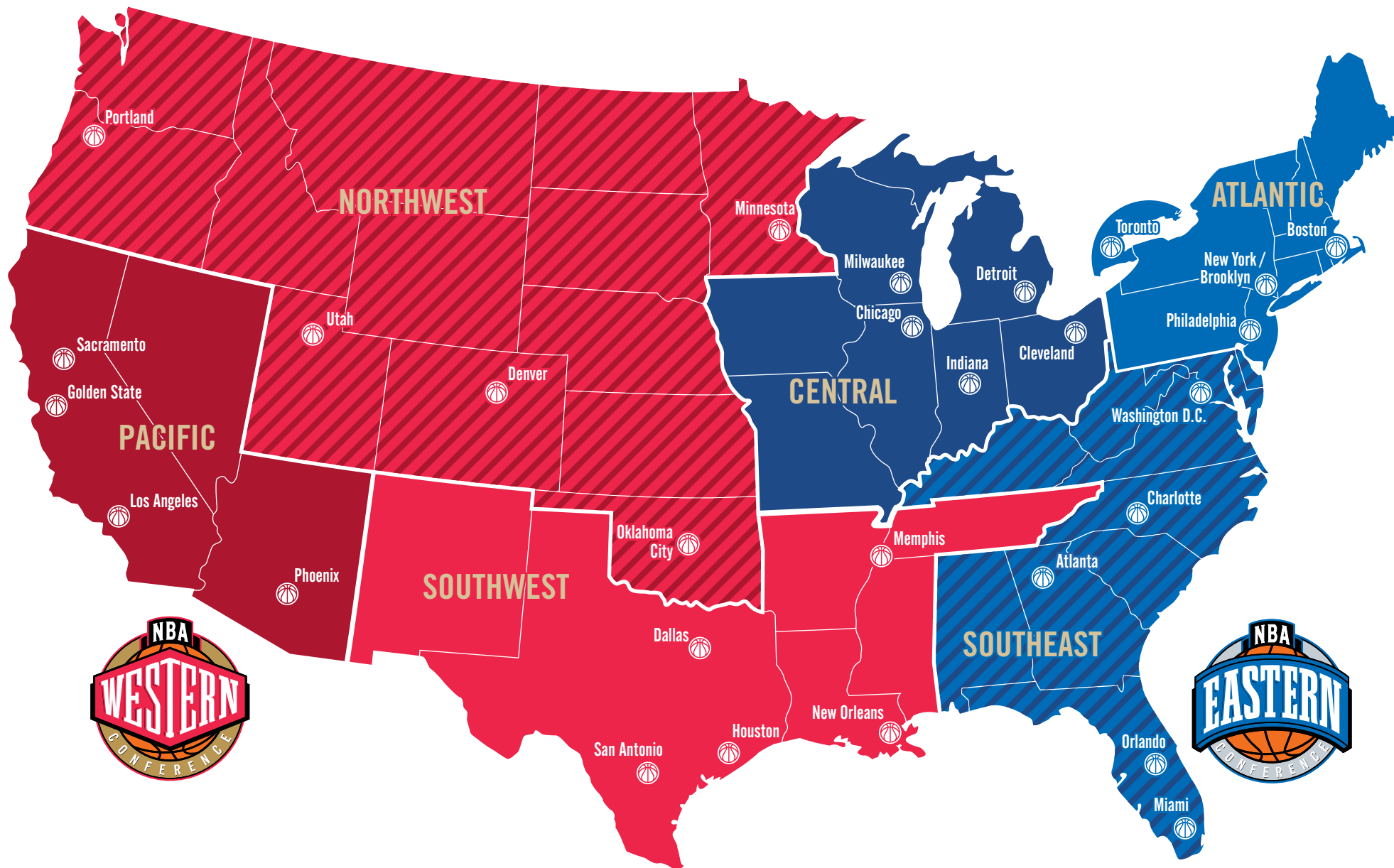
MIDTOWN

Beauty Shop (966 S. Cooper St. 272-7111)
Belly Acres (2102 Trimble Pl. 529-7017)
Bosco's (2120 Madison Ave. 432-2222)
Hog and Hominy (707 W. Brookhaven Circle 207-7396)
Schweinehaus (2110 Madison Ave. 347-3060)
Tart (820 Cooper St. 735-0091)
Young Avenue Deli (2119 Young Ave. 278-0034)

EAST MEMPHIS

Brookhaven Pub Bar and Grill (695 W. Brookhaven Circle 680-8118)
Gibson's Donuts (760 Mount Moriah Rd. 761-3711)
Fox and Hound English Tavern (5101 Sanderlin Ave. 682-8200)
Rock'N Dough (3445 Poplar Ave. #1 512-6760)

For all phone numbers, dial 901 for the area code.



INTRO

PLAYERS

EXECUTIVES

BASKETBALL
OPERATIONS

BUSINESS
OPERATIONS

MEDIA

COMMUNITY

HISTORY

PLAYOFFS

REVIEW

OPONENTS

NBA

FEDERFORUM



NOTES



GRIND CITY

OCTOBER						
SUN	MON	TUE	WED	THU	FRI	SAT
2	3 ORL 7:00pm	4	5	6 ATL 7:00pm	7	8
9	10	11 PHI 7:00pm	12	13 OKC 7:00pm	14	15 HOU
16	17	18	19 MIN 7:00pm	20	21	22
23	24	25	26 MIN 7:00pm	27	28	29 NYK 6:30pm
30 WAS 7:00pm	31					

JANUARY						
SUN	MON	TUE	WED	THU	FRI	SAT
1	2	3 LAL 9:30pm	4 LAC 9:30pm	5	6 GSW 9:30pm	7
8 UTA 7:00pm	9	10	11 OKC 7:00pm	12	13 HOU 7:00pm	14 MLK DAY WEEKEND
15 CHI 8:00pm	16 MLK DAY WEEKEND	17	18 WAS 6:00pm	19	20 SAC 7:00pm	21 HOU 7:00pm
22	23	24	25 TOR 7:00pm	26	27 POR 9:00pm	28 UTA 8:00pm
29	30 PHO 9:30pm	31				

NOVEMBER						
SUN	MON	TUE	WED	THU	FRI	SAT
		1 MIN 7:00pm	2 NOP 7:00pm	3	4 LAC 7:00pm	5
6 POR 2:30pm	7	8 DEN 7:00pm	9	10	11	12 MIL
13	14 UTA 8:00pm	15	16 ESPN 9:30pm	17	18 DAL 7:30pm	19 MIN 7:00pm
20	21 CHA 6:00pm	22	23 PHI 6:00pm	24	25 MIA 7:00pm	26 MIA 7:00pm
27	28 CHA 7:00pm	29	30 TOR 6:30pm			

FEBRUARY						
SUN	MON	TUE	WED	THU	FRI	SAT
			1 DEN 8:00pm	2	3 OKC 7:00pm	4 MIN 8:00pm
5	6 SAS 8:00pm	7	8 PHO 7:00pm	9	10 GSW 7:00pm	11
12	13 BKN 6:30pm	14	15 NOP 7:00pm	16	17 ALL-STAR WEEKEND	18
19	20	21	22	23	24 IND 6:00pm	25
26 DEN 6:00pm	27	28 PHO 7:00pm				

DECEMBER						
SUN	MON	TUE	WED	THU	FRI	SAT
				1 ORL 7:00pm	2	3 LAL 7:00pm
4	5 NOP 7:00pm	6 PHI 7:00pm	7	8 POR 7:00pm	9	10 GSW 7:00pm
11	12	13 CLE 6:00pm	14 CLE 7:00pm	15	16 SAC 7:00pm	17
18 UTA 5:00pm	19	20 BOS 7:00pm	21 DET 6:30pm	22	23 HOU 7:00pm	24
25	26 ORL 6:00pm	27 BOS 6:30pm	28	29 OKC 7:00pm	30	31 SAC 4:00pm

MARCH						
SUN	MON	TUE	WED	THU	FRI	SAT
			1	2	3 DAL 7:30pm	4 HOU 8:00pm
5	6 BKN 7:00pm	7	8	9 LAC 7:00pm	10	11 ATL 8:00pm
12	13 MIL 7:00pm	14	15 CHI 7:00pm	16 ATL 6:30pm	17	18 SAS 8:00pm
19	20	21 NOP 7:00pm	22	23 SAS 7:30pm	24	25
26 GSW 7:00pm	27 SAC 9:30pm	28	29 IND 7:00pm	30	31 DAL 7:00pm	

HOME GAME AWAY GAME

ESPN

TNT

92.9FM ESPN
680AM SPORTSRADIO



@memgrizz
@FedExForum



MemphisGrizzlies
FedExForum



+MemphisGrizzlies
+FedExForum



@memgrizz
@fedexforum

901.888.HOOP
GRIZZLIES.COM



Some things are too important to miss.

FedEx Delivery Manager®

Request when and where you receive your package, so you don't have to choose between missing a delivery and missing out.

fedex.com/delivery

FedEx. Proud sponsor of the Memphis Grizzlies.

© 2015 FedEx. All rights reserved. Terms, conditions and fees apply.