



Quicken Loans
Arena

A map of the Cleveland area is shown, with the word "DEFEND" in large, bold, white letters with a black outline, and "The Land" in a yellow script font below it. The Cleveland Cavaliers logo is positioned above the word "DEFEND". The map includes labels for various neighborhoods and landmarks, such as East Cleveland, South Euclid, Lakewood, Parma Hts., Parma, Seven Hills, Independence, Bedford, and Walton Hills. The map is set against a background of a torn piece of paper, revealing the map underneath the dark red background.

DEFEND
The Land

PRESENTED BY
DISCOUNT
drug mart

CLEVELAND CAVALIERS

■ 2017 POSTSEASON GUIDE ■

Cleveland Cavaliers: Champions on the Court and in the Community

The Quicken Loans Arena and Cleveland Cavaliers Organization – including the AHL’s Cleveland Monsters and AFL’s Cleveland Gladiators – strives to set the standard for being champions not only on the field of play, but out in the community as well. The organization is deeply committed to **making a positive impact on the lives of children and families in Northeast Ohio**. Throughout the year, the teams support a full roster of community outreach initiatives that address important social issues, with an emphasis on **education, youth and family services, health and wellness, volunteerism and entrepreneurship**.

Each year the Cavaliers are able to **reach more than 130,000 children in Cleveland** and across several counties in Northeast Ohio through the team’s many programs.

- Several of those focus on **the importance of education** at all levels, kindergarten through high school: the Cavs coordinate reading initiatives in schools through “**Read to Achieve**,” recognize hardworking teachers and students with “**Head of the Class**,” “**All-Star Kids**” and “**Straight ‘A’ All-Stars**,” and partner with Huntington Bank to award **college scholarships**
- With health and wellness being a pillar of the Cavs community efforts, players, coaches and other staff can often be found leading kids through basketball clinics, talking about living a healthy lifestyle, and even practicing yoga with Cleveland-area kids, thanks to the team’s “**Fit as a Pro**” initiative
- The team also **hosts awareness nights** at games throughout the season to help support important causes, including breast cancer, colon cancer and autism. In addition, the Cavs organization also holds two major events each year to benefit The Children’s Tumor Foundation.
- Understanding the positive influence they can have on our youth and others in the Greater Cleveland community, **Cavaliers players and coaches make an average of 200 community appearances each year**, including hospital visits, serving meals to the less fortunate, distributing toys during the holidays and much more

130,000
Children Reached
Annually



With more than **\$42 million total in community, civic and charitable giving**, a wide range of local non-profit organizations and charities have benefited from the Cavs in the 20-plus years the team has been in downtown Cleveland.

- The Cavaliers Youth Fund, the charitable arm of the Cavs organization, has made grants totaling more than **\$23 million** to deserving groups in the area
- The Cavs have also provided more than **\$19 million in community gifts and contributions**
- Most recently:
 - The team distributed more than **\$750,000 to several local charitable organizations as a result of the 2016 NBA Championship playoff run**. The money was collected through 100% of admissions to road game watch parties, plus additional funds were raised through 50/50 raffles and auctions.
 - Over the last two years, the team has **donated more than \$150,000 to the Greater Cleveland Food Bank, resulting in over 500,000 meals provided to those in need**. Through grants from the Cavaliers Youth Fund, the Cavs have also supported the Food Bank's "BackPacks for Kids" program, providing school children with food to take home in order to sustain them over a weekend.
 - The team hosts two events each year – Flashes of Hope's Big Shots & Little Stars and Cupid's Undie Run – to **benefit the Children's Tumor Foundation** to help them in their fight to end Neurofibromatosis, raising well **over \$1 million** between the two every year.
 - The past two years, the Cavs have participated in the **#BestSchoolDay**, a nationwide initiative through DonorsChoose.org that allows people to fund supplies and resources for classrooms. The team has **donated \$25,000 per year to schools in Cuyahoga County**, helping provide teachers and students with what they need to succeed.

\$42 Million Given



\$60 Million Secured to Fight Blight

Dan Gilbert and the Cavaliers' family of companies have helped lead the recent local fight against blight by playing a core lobbying role in securing federal Hardest Hit Funds to fight blight in Ohio. Specifically, Cuyahoga County received \$60 million in 2015 to initiate a demolition program for 5,000 blighted homes. The Cavaliers also **contributed \$50,000** this past year to help launch the initial phase of the local Western Reserve Land Conservancy program also **working towards local blight elimination**.



Western Reserve Land Conservancy
land • people • community

15,000

Tickets Donated Annually

The Cavaliers organization provides the opportunity for thousands of children and families to attend home games at The Q every year. **The Cavs donate approximately 15,000 tickets per season to organizations that include local charities, non-profits and schools.** This also includes a player ticket program where Cavs players personally purchase tickets, food vouchers and t-shirts to donate to non-profit groups.

In addition, on a daily basis the Cavs also send giveaway, auction and raffle items to various organizations throughout Northeast Ohio to help them with their own fundraising efforts. The team **fulfills approximately 5,000 requests** each year.

23

Long-term Investments

In an effort to provide children in the Northeast Ohio region with **better access to books and technology**, the Cavaliers create **Reading & Learning Centers and Learn & Play Centers** in community-based organizations and schools. This allows a qualified non-profit organization to improve the condition of its current facility as well as to improve the quality of its literacy and educational programming.

- Since 2004, the Cavaliers have **created 17 Reading & Learning Centers and Learn & Play Centers** at multiple Boys & Girls Clubs, schools, leadership academies and other organizations

The Cavs also aim to lift spirits and **provide everyday necessities** to those in our community. Since 2008, the Cavaliers have completed **six “Legacy Projects”** that are designed to **provide children and families in Northeast Ohio with safe places to live, learn and play.**

- The team has funded and constructed a home for Habitat for Humanity; provided an outdoor basketball court at East End Neighborhood House; built an outdoor sports court at Cleveland Clinic Children’s Hospital for Rehabilitation; refurbished the family lounge at Cleveland Clinic Children’s Hospital for Rehabilitation; redone the family room and resource center at Ronald McDonald house of Greater Cleveland; and renovated the activity center at Cleveland Clinic Children’s.



Quicken Loans Arena, A Promise That Keeps On Giving

In October of 1994, a new era of sports and entertainment began in Northeast Ohio when Quicken Loans Arena (then Gund Arena) opened its doors in the heart of downtown Cleveland and the NBA Cleveland Cavaliers came back home after 20 seasons in suburban Richfield. Fast forward 23 years later and Quicken Loans Arena and the Cavaliers have lived up to the promise of being a world-class attraction and an essential building block for the economy of all of Northeast Ohio . . .

Thanks to a unique public/private partnership between civic and business leaders and with the support of Cuyahoga County voters, in 1990 the decision was made to build Quicken Loans Arena and Progressive Field (then Jacobs Field), home to the MLB Cleveland Indians, side-by-side on the former Central Market site in downtown Cleveland. The project formed a centerpiece of the Gateway development, to be known as the Gateway District.

The Central Market site, located on the southern end of the city, was a desolate part of downtown and perhaps the area of highest disinvestment. Logistically, it was the entry way into Cleveland that consisted of primarily empty commercial buildings and underutilized surface parking lots, with only six full service restaurants and no hotels or residential properties.

Today, the Gateway District is a vibrant live, work and play destination. It is now the focal point of downtown Cleveland and has been the beneficiary of **over \$1 BILLION in completed, underway or funded retail, residential and hotel development.** The Gateway District consists of 25 residential properties, nine hotels, and over 70 full-service restaurants and eateries that service it's nearly 2,000 residents and five million visitors each year. In addition, four properties are under construction or in design/development for additional housing, hotel and retail.

Before and After: The Gateway District



The First 20 Years, Just the Beginning

For two decades, Quicken Loans Arena (The Q) has provided Cleveland with a modern-day sports and entertainment venue that spurred an era of dramatic economic growth and renewal. The Q hosts close to 200 events and welcomes more than two million guests each year. It is a must-stop destination for major concert tours and family shows, and in addition to the 2016 NBA Champion Cavaliers, The Q is home to the American Hockey Leagues' and 2016 Calder Cup Champion Cleveland Monsters, the American Football Leagues' Cleveland Gladiators and the Mid-American Conference Men's and Women's Basketball Tournaments.

With its full calendar of events, The Q has helped to stimulate dozens of job-creating restaurants and new hotels to downtown Cleveland. Those developments have had a cascading effect, resulting in more downtown residents and new businesses that are attracted by the downtown vibe.

In 2016 alone, The Q generated:

- Over \$44 million of tax revenue annually (city, county and state).
 - \$18 million in tax revenue to the City of Cleveland.
 - \$5 million in tax revenue to Cuyahoga County.
- Plus, an estimated \$245 million in direct spending, which creates and retains jobs within the county.


In addition, much in part to the arena's amenities and accommodations, Cleveland has become a competitor for attracting events of national and international interest, which infuses millions of dollars into the economy and shines a global spotlight on the city.

The list of the arena's credits include hosting the 2016 Republican National Convention, the second largest media event in the world; the 1997 NBA All Star Game, 2007, 2015 and 2016 NBA Finals, the 2007 NCAA Women's Final Four, the 2000 and 2009 United States Figure Skating Championships, the second and third rounds of the 2011 NCAA Division I Men's Basketball Championships, participating venue for the 2013 Senior Games, opening ceremony for the 2014 Gay Games, and the 2015 NCAA Men's Regional

Championship. The Q looks forward to hosting the upcoming 2018 NCAA Wrestling Championships.

Twenty-three years later, the vision of

what building a world-class arena in downtown Cleveland would mean to the city and the region has become a reality that keeps on giving. Quicken Loans Arena continues to serve its community.



2016-17 Cavaliers Fan Engagement Metrics

Taking Care of Business: The Cavs are proud to be selected by Sports Business Journal (SBJ) as one of five finalists for 2016 “Sports Team of the Year” as part of SBJ’s 10th annual Sports Business Awards. The four other teams selected as finalists this year are the Chicago Cubs, Golden State Warriors, Miami Dolphins and Toronto FC. The Cavs have been a finalist for this award three times over the past decade, which is tied for the most by any team.



On the BrinQ of History! The Cavaliers continued to pack every game at Quicken Loans Arena to sold-out capacity (20,562) during the 2016-17 regular season with an average attendance of 20,562 fans (843,042 in total attendance in 41 home games), tied for the best attendance in franchise history. This season’s home attendance average ranks second in the NBA behind the Chicago Bulls, who have a larger arena capacity. To date, including regular season (422) and playoffs (55), there have been 476 sellouts at The Q and a franchise-record 143 consecutive sellouts dating back to the start of the 2014 season.

NBA’s Top Overall Draw: The Cavaliers were not only the hottest ticket in Cleveland this season – but across the entire NBA. On the road, the team was a major attraction with an average road attendance of 19,021 fans, ranking first in the league. The Cavaliers’ combined home and road average attendance of 19,791 fans during the 2016-17 season was second in the NBA, behind the Chicago Bulls (19,856) and second in franchise history, behind only the 2009-10 (19,881) season.

The Digital Age: The Cavaliers are committed to fan engagement across multiple digital platforms and continue to explore new ways to give an ever-growing digital audience exclusive access to the Wine & Gold both on and off the court. Here’s a look at the continued growth of Cavaliers digital:

- Cavs.com, the comprehensive team website for all things Cavaliers, continues to be one of the NBA’s most viewed sites. From July 2016 through March 2017, the team’s site had nearly 30 million page views and was visited over 11 million times by fans across the globe. The Cavs rank in the Top 5 in the NBA in both desktop and mobile page views, unique visitors, time spent and video starts.

Getting Social: The Cavaliers thriving social community ranks in the TOP 5 of the NBA in overall followers and TOP 3 in overall social engagement. The Cavs are approaching 17 million followers across Facebook, Twitter, Instagram and Weibo, with the total follower base across accounts growing by nearly 4 million followers year-over-year. In addition, the official Cavs Mobile App has been downloaded nearly 500,000 times by users around the world.



As Seen on TV: The Cavaliers appeared on 39 nationally televised broadcasts this year, up seven from a year ago during the 2015-16 season. Cleveland appeared on ESPN and TNT 11 times, NBA TV ten times, and six times on ABC.



Broadcasting Bonanza: During the 2016-17 season, fans across the country were tuning into Cavs games at a record rate:

- Through 82 locally and nationally broadcast games on FOX Sports Ohio (FSO), TNT, ESPN, NBATV, WUAB and ABC this season, the Cavaliers have an overall local TV average rating of 8.6, equating to approximately 320,000 people watching each game locally.
- FOX Sports Ohio, the official TV home of the Cavaliers, carried the maximum amount (70) of Cavs games eligible for local broadcast during the 2016-17 regular season. The Cavs 70 games on FSO averaged a rating of 7.3.
- Serving the rapidly-growing Northeast Ohio Hispanic market, the Cavaliers broadcast all games in Spanish on 87.7 FM La Mega. Led by veteran broadcaster, Rafael Hernandez Brito, the Cavs are one of only six NBA teams to provide Spanish coverage of all home and road matchups live from the site of the game.



The World is Watching: Fans across the globe are tuning in to the Wine & Gold. Based on a geographical report spanning the entire season, 2016-17 Cavaliers games are broadcast in 192 countries (out of 196 countries in the world) and 13 territories throughout the world. On the web, 26 percent of traffic to Cavs.com comes from international users and 181 countries have had visitors on the team's site. Top countries (other than the United States) by visitors include: Philippines, Canada, Australia, Israel, United Kingdom, Brazil, Germany, France and Taiwan.

A Celebration of Cultures: The Cavaliers paid homage to both Hispanic and Chinese cultures with special themed nights during the 2016-16 regular season. The Cavaliers hosted its second annual Los Cavs Noche Latina on March 6th celebrating Hispanic culture with themed in-game entertainment, videos and more. On January 27th, the Cavs honored the "Year of the Rooster" during its Chinese New Year game that paid tribute to the NBA's largest international fan base.



Quicken Loans Arena and Cavaliers

Technology and Features

HUMONGOTRON: The four-sided scoreboard is one of the largest center-hung screens in any arena in the country. It features enormous HD video displays that are tilted and uniquely curved to provide optimal viewing angles for all fans in the arena. (Two sideline screens measure 31.50' high x 56.69' wide and feature greater-than-HD video. The two high-resolution baseline screens measure 29.92' high x 33.07' wide)



In addition, the arena control system for the scoreboard and related LED displays allows for full integration of live video, team and player statistics, social media information, fan messages, closed captioning of arena announcements, and more.

LED DISPLAYS: The Q is illuminated with a grand total of more than 11,682 square feet of LED displays in the arena's seating bowl.

SOUND SYSTEM: The arena's sound system provides fans with cutting-edge clarity that replicates touring concert ability. The system features advanced audio digital processing, six line array speaker clusters and additional speakers under Humongotron.

3-D COURT PROJECTION: The team's award-winning game presentation features Quince Imaging's innovative projection image mapping technology. Using powerful media servers, the technology transforms the court into a giant three-dimensional video screen. The Cavs are one of few NBA teams to have this technology.



QUIET SPACE: In March 2017, Quicken Loans Arena teamed up with KultureCity to become the first NBA arena certified by KultureCity as Sensory Inclusive. KultureCity is a non-profit organization dedicated to rethinking accessibility to create acceptance and inclusion for all individuals. This new initiative promotes a positive and accommodating experience for all fans and guests with sensory sensitivities who attend Cavs games and other events at The Q. The certification process includes Cleveland Cavaliers and Quicken Loans Arena full and part-time team member sensory awareness training, and the implementation of enhanced services that features a new Quiet Space Sensory Room.



A NEW SOCIAL NETWORK: In March 2017, the Cavaliers launched the Wine & Gold Nation Community, a new online social network that gives legions of Cavs fans a personalized platform to engage with each other and the team like never before. Developed by the Cavs in partnership with Drund, a Youngstown, Ohio-based software company, the new community is equipped with all the modern social tools and more that fans have embraced from other established social platforms. The Wine & Gold Nation Community platform, leveraging the Drund software, is the first of its kind in professional sports.



VIRTUAL REALITY (VR): The Cavaliers are one of the few teams in the NBA to offer virtual reality videos that give fans an inside, fully immersive look at the team. When watching these videos on a mobile device via the Cavs App, either as a 360-degree video or enclosed in a VR headset, fans feel like they are in the environment they are viewing. With the technology, fans can pan and rotate their device or headset to view the panoramic videos from different angles and perspectives, simulating a real-life experience.

BEACON TECHNOLOGY: The Cavaliers feature Gimbal beacon technology, a location and proximity-based mobile engagement platform, inside The Q. The beacons provide fans with engaging messaging directly to their mobile devices as they travel throughout the arena. For example, beacons are located at every entrance of The Q to prompt fans to view an interactive “fan guide” on their mobile device as they enter the arena. The guide provides fans with helpful and interesting information for the game, including: contests and promotions to watch for during the event, articles related to the night’s matchup, a map of popular destinations inside The Q, and much more.



CAVS MOBILE APP: The Cavaliers teamed up with Yinzcam, an interactive technology company, to develop the dynamic Cavs mobile application. The app provides an immersive experience for fans, giving them unparalleled access to the Cavs, anywhere, anytime - all in the palm of their hand. The free official app is available for download via the Apple App Store and Google Play Store and is compatible on all Apple and Android smartphone and tablet devices. For fans in-arena who are connected to The Q's FREE Wi-Fi network, the Cavs app will showcase a multitude of captivating second-screen features, including:

- Live play-by-play coverage, enhanced game-tracking stats, extended box scores, in-game shot charts and heat maps for each team through the GameTracker feature
- Quick replays of all Cavalier possessions from multiple angles on the court
- Following the game, fans will have the opportunity to relive their game day experience with video highlights and postgame interviews.
- A portal that gives fans in Wine & Gold United, the team's official membership club, the ability to manage their membership, quickly connect with their designated rep and add to their in-arena member experience.



SOCIAL MEDIA ZONE: The main concourse of The Q is home to a state-of-the-art digital headquarters, aka the Social Media Zone, geared to provide a gathering space for fans to interact with the team and each other. The Social Zone features (1) 84" 4K touch-enabled digital display flanked on either side by (2) 46" portrait display touch-screens. The displays are ripe with social content captured from fans in the arena and around the world. The Cavs are the first team in the NBA to introduce user-generated social content to a physical in-arena digital centerpiece.



2016-17 STAFF DIRECTORY

Chairman	Dan Gilbert
Vice Chairman	Nate Forbes
General Manager	David Griffin
Senior Vice President, Basketball Operations	Trent Redden
Assistant General Manager, Pro Personnel	Koby Altman
Head Coach	Tyronn Lue
Associate Head Coach	Larry Drew
Assistant Coaches	Jim Boylan, Mike Longabardi, James Posey, Damon Jones
Special Assistant to Head Coach/Manager, Advanced Scouting	Dan Vincent
Director, Player Development/Assistant Coach	Phil Handy
Assistant Director, Player Development	Vitaly Potapenko
General Manager, Canton Charge/Cavs Scout	Mike Gansey
Player Development Assistant/Director of Player Development for the Charge	Mike Gerrity
Assistant Video Coordinator/Player Development	Daniel Geriot
Basketball Operations Seasonal Assistants	Adam Barnes, Stephen Frankowski
Advance Scout	Stephen Giles
Executive Administrator Player Programs and Team Logistics	Randy Mims
Senior Director, Strategic Planning	Brock Aller
Director, Basketball Administration & Team Counsel	Anthony Leotti
Director, International Scouting	Chico Averbuck
Special Advisor to GM	Bernie Bickerstaff
Scouts	David Henderson, Brandon Weems
Head Athletic Trainer	Steve Spiro
Physical Therapist	George Sibel
High Performance Director	Alex Moore
Assistant Athletic Trainer, Performance Scientist	Yusuke Nakayama
Head Strength and Conditioning Coach	Derek Millender
Athletic Trainer	Mike Mancias
Team Physicians	Richard Parker, MD, Richard Figler MD, James Rosneck, MD
Team Dentist	Todd Coy, DMD
Manager, Team Security	Rod Williams
Director, Executive Protection	Robert Brown
Executive Protection Specialists	Jason Daniel, Rick Henry
Director, Analytics	Jon Nichols
Basketball Analytics Developer	Michael Hartman
Director, Team Operations	Mark Cashman
Equipment Coordinator	Mike Templin
Manager, Practice Facility Operations	Matt McGarry
Coordinator, Practice Facility	Ray Caraballo
Manager, Team Operations	Maura Schroeder
Executive Assistant/Manager of Player Services	Norma Hoops
Coordinator, Special Team Projects	Larry Nance
Basketball Systems Developer	Bradley Havens
Coordinator, Team Administration	Brendon Yu



PRESENTED BY
DISCOUNT
drug mart

PLAYER INFORMATION



CLEVELAND CAVALIERS 2016-17 ROSTER

#	NAME	POS	HT	WT	DOB	PRIOR TO PROS/HOME COUNTRY	YEAR
20	Kay Felder	G	5-9	176	3/29/95	Oakland (MI) '16 / USA	1 st
8	Channing Frye	F/C	7-0	255	5/17/83	Arizona '05 / USA	11 th
2	Kyrie Irving	G	6-3	193	3/23/92	Duke '11 / USA	6 th
23	LeBron James	F	6-8	250	12/30/84	St. Vincent-St. Mary (OH) '03 / USA	14 th
24	Richard Jefferson	F	6-7	233	6/21/80	Arizona '01 / USA	16 th
30	Dahntay Jones	G	6-6	225	12/27/80	Duke '03 / USA	13 th
1	James Jones	G/F	6-8	218	10/4/80	Miami (FL) '03 / USA	14 th
26	Kyle Korver	G	6-7	212	3/17/81	Creighton '03 / USA	14 th
0	Kevin Love	F	6-10	251	9/7/88	UCLA '08 / USA	9 th
4	Iman Shumpert	G	6-5	220	6/26/90	Georgia Tech '11 / USA	6 th
5	J.R. Smith	G/F	6-6	225	9/9/85	St. Benedict's Prep (NJ) '04 / USA	13 th
40	Edy Tavares	C	7-3	265	3/22/92	Gran Canaria '14 / Cape Verde	2 nd
13	Tristan Thompson	F/C	6-10	238	3/13/91	Texas '11 / Canada	6 th
31	Deron Williams	G	6-3	200	6/26/84	Illinois '05 / USA	12 th
3	Derrick Williams	F	6-8	245	5/25/91	Arizona '11 / USA	6 th

HEAD COACH Tyronn Lue (Nebraska)

ASSOCIATE HEAD COACH Larry Drew (Missouri)

ASSISTANT COACHES Jim Boylan (Marquette)
Mike Longabardi (Frostburg State)
James Posey (Xavier)
Damon Jones (Houston)

HEAD ATHLETIC TRAINER Stephen Spiro (Temple)

HEAD STRENGTH AND CONDITIONING COACH Derek Millender (South Alabama)

CAVALIERS NUMERICAL ROSTER

0	Kevin Love	5	J.R. Smith	24	Richard Jefferson
1	James Jones	8	Channing Frye	26	Kyle Korver
2	Kyrie Irving	13	Tristan Thompson	30	Dahntay Jones
3	Derrick Williams	20	Kay Felder	31	Deron Williams
4	Iman Shumpert	23	LeBron James	40	Edy Tavares

20 KAY FELDER

Guard 5-9, 176 lbs 3/29/95 Oakland (MI)

Years Pro: 1

DRAFTED: By the Atlanta Hawks in the second round (54th pick overall) in the 2016 NBA Draft.

ACQUIRED: From the Atlanta Hawks in exchange for cash considerations on June 24, 2016.



2016-17 SEASON:

- Played in 42 games with Cleveland
- Averaged 4.0 points and 1.4 assists in 9.2 minutes
- Shot .714 from the free throw line
- Scored in double figures on six occasions
- Dished out at least three assists nine times, including a career-best four three times
- Swiped two or more steals four times, including a career-high three once (Feb. 25 versus Chicago)
- Made NBA debut on Oct. 29 against Orlando, scoring two points in five minutes of action
- Tallied a career-high 14 points on 4-8 (.500) shooting and a perfect 2-2 clip from deep, three rebounds, a career-high tying four assists and two steals in 23 minutes on Dec. 14 at Memphis
- Poured in 13 points on 5-6 (.833) shooting from the field, two assists and two steals in 19 minutes versus Charlotte on Dec. 31
- Drained a career-best six field goals to finish with 12 points and two assists in 22 minutes on Jan. 2 against New Orleans
- Led or tied for the team lead in assists two times, steals five times and blocks five times
- Missed one game on Oct. 25 due to the concussion protocol
- Was a DNP-CD 18 times and on the Inactive List 22 times
- Also appeared in 11 games (all starts) for the Canton Charge, the Cavaliers' exclusively owned and operated D-League team, where he averaged 29.9 points, 3.4 rebounds, 6.0 assists and 1.5 steals in 36.1 minutes; scored at least 25 points in all 11 contests
- Tallied a D-League career-high 41 points, going 11-20 (.550) from the field, 6-9 (.667) from downtown and a perfect 13-13 on free throws, five assists and a D-League career-best four steals on Mar. 4 versus Fort Wayne

FELDER HIGHS	2016-17 SEASON HIGHS	CAREER HIGHS	POSTSEASON HIGHS
Points	14 @ Memphis 12/14/16	14 @ Memphis 12/14/16	-
Field Goals Made	6 vs. New Orleans 1/2/17	6 vs. New Orleans 1/2/17	-
Field Goals Attempted	12 @ L.A. Clippers 3/18/17	12 @ L.A. Clippers 3/18/17	-
Three Point Field Goals Made	2 3 Times	2 3 Times	-
Three Point FG Attempted	2 8 Times	2 8 Times	-
Free Throws Made	7 @ Detroit 12/26/16	7 @ Detroit 12/26/16	-
Free Throws Attempted	8 @ Detroit 12/26/16	8 @ Detroit 12/26/16	-
Offensive Rebounds	1 3 Times	1 3 Times	-
Defensive Rebounds	5 vs. Chicago 1/4/17	5 vs. Chicago 1/4/17	-
Total Rebounds	5 vs. Chicago 1/4/17	5 vs. Chicago 1/4/17	-
Assists	4 3 Times	4 2 Times	-
Steals	3 vs. Chicago 2/25/17	3 vs. Chicago 2/25/17	-
Blocks	1 7 Times	1 7 Times	-
Minutes Played	23 @ Memphis 12/14/16	23 @ Memphis 12/14/16	-

NBA REGULAR SEASON

TEAM	YEAR	GP	GS	MIN	MPG	TOTAL	3-POINT	FREE THROWS	REBOUNDS	AST	APG	PF	DQ	STL	SPG	BLK	BPG	PTS	PPG
CLE	16-17	42	0	386	9.2	FGM FGA PCT	GM GA PCT	FTM FTA PCT	OFF DEF TOT RPG	58	1.4	38	0	18	0.4	7	0.2	166	4.0
						62 158 .392	7 22 .318	35 49 .714	3 38 41 1.0										

NBA D-LEAGUE REGULAR SEASON

TEAM	YEAR	GP	GS	MIN	MPG	TOTAL	3-POINT	FREE THROWS	REBOUNDS	AST	APG	PF	STL	SPG	BLK	BPG	PTS	PPG
CTN	16-17	11	11	396	36.0	FGM FGA PCT	GM GA PCT	FTM FTA PCT	OFF DEF TOT RPG	66	6.0	33	17	1.5	4	0.4	329	29.9
						119 255 .467	20 55 .364	71 86 .826	8 29 37 3.4									

COLLEGE CAREER

TEAM	YEAR	GP	GS	MIN	MPG	TOTAL	3-POINT	FREE THROWS	REBOUNDS	AST	APG	PF	STL	SPG	BLK	BPG	PTS	PPG
OAKLAND	13-14	33	33	1066	32.3	FGM FGA PCT	GM GA PCT	FTM FTA PCT	OFF DEF TOT RPG	212	6.4	100	29	0.9	4	0.1	314	9.5
OAKLAND	14-15	33	33	1272	38.5	183 434 .422	47 139 .338	185 224 .826	25 133 158 4.8	252	7.6	83	66	2.0	8	0.2	598	18.1
OAKLAND	15-16	35	35	1286	36.7	269 612 .440	76 214 .355	239 282 .848	26 123 149 4.3	324	9.3	104	69	2.0	7	0.2	853	24.4
TOTAL		101	101	3624	35.9	554 1300 .426	143 415 .345	514 625 .822	67 369 436 4.3	788	7.8	287	164	1.6	19	0.2	1765	17.5

KAY FELDER GAME-BY-GAME STATS

DATE	TM	@	OPP	WL	O	P	G	GS	MIN	FG	FGA	FG%	FG3	FG3A	FG3%	FT	FTA	FT%	OREB	DREB	REB	AST	PF	DQ	STL	TO	BLK	PTS	PPG
10/25/2016	CLE	v	NY	W.	-	INA																							
10/28/2016	CLE	@	TOR	W.	-	DNP																							
10/29/2016	CLE	v	ORL	W.	-	-	1	0	5	1	3	.333	0	1	.000	0	0	---	1	0	1	1	0	0	0	0	0	2	2.0
11/01/2016	CLE	v	HOU	W.	-	INA																							
11/03/2016	CLE	v	BOS	W.	-	INA																							
11/05/2016	CLE	@	PHI	W.	-	DNP																							
11/08/2016	CLE	v	ATL	.L	-	DNP																							
11/11/2016	CLE	@	WAS	W.	-	-	2	0	8	1	2	.500	0	0	---	0	0	---	0	2	2	0	1	0	0	0	0	2	2.0
11/13/2016	CLE	v	CHA	W.	-	-	3	0	5	0	3	.000	0	0	---	0	0	---	0	0	0	2	0	0	0	0	0	0	1.3
11/15/2016	CLE	v	TOR	W.	-	DNP																							
11/16/2016	CLE	@	IND	.L	-	-	4	0	13	2	4	.500	0	0	---	5	6	.833	0	3	3	2	1	0	0	2	0	9	3.3
11/18/2016	CLE	v	DET	W.	-	INA																							
11/23/2016	CLE	v	POR	W.	-	INA																							
11/25/2016	CLE	v	DAL	W.	-	-	5	0	14	2	4	.500	0	0	---	1	2	.500	0	1	1	4	1	0	0	2	1	5	3.6
11/27/2016	CLE	@	PHI	W.	-	DNP																							
11/29/2016	CLE	@	MIL	.L	-	-	6	0	6	0	0	---	0	0	---	0	0	---	0	0	0	2	1	0	0	0	0	0	3.0
12/01/2016	CLE	v	LAC	.L	-	-	7	0	11	0	3	.000	0	0	---	2	2	1.000	0	1	1	1	1	0	0	2	0	2	2.9
12/02/2016	CLE	@	CHI	.L	-	DNP																							
12/05/2016	CLE	@	TOR	W.	-	INA																							
12/07/2016	CLE	@	NY	W.	-	-	8	0	10	2	6	.333	0	1	.000	0	0	---	0	0	0	3	1	0	0	1	0	4	3.0
12/09/2016	CLE	v	MIA	W.	-	-	9	0	4	3	4	.750	0	0	---	0	0	---	0	0	0	2	1	0	0	0	0	6	3.3
12/10/2016	CLE	v	CHA	W.	-	DNP																							
12/13/2016	CLE	v	MEM	W.	-	-	10	0	8	1	2	.500	0	0	---	0	0	---	0	4	4	0	3	0	0	0	0	2	3.2
12/14/2016	CLE	@	MEM	.L	-	-	11	0	23	4	8	.500	2	2	1.000	4	6	.667	1	2	3	4	1	0	2	1	0	14	4.2
12/17/2016	CLE	v	LAL	W.	-	DNP																							
12/20/2016	CLE	@	MIL	W.	1	DNP																							
12/21/2016	CLE	v	MIL	W.	-	-	12	0	2	0	2	.000	0	0	---	0	0	---	0	0	0	0	0	0	0	0	0	0	3.8
12/23/2016	CLE	v	BRK	W.	-	-	13	0	16	4	7	.571	0	2	.000	3	4	.750	0	1	1	3	4	0	1	1	1	11	4.4
12/25/2016	CLE	v	GS	W.	-	DNP																							
12/26/2016	CLE	@	DET	.L	-	-	14	0	20	2	8	.250	0	1	.000	7	8	.875	0	3	3	2	0	0	1	1	0	11	4.9
12/29/2016	CLE	v	BOS	W.	-	DNP																							
12/31/2016	CLE	@	CHA	W.	-	-	15	0	19	5	6	.833	2	2	1.000	1	2	.500	0	0	0	2	2	0	2	0	1	13	5.4
01/02/2017	CLE	v	NO	W.	-	-	16	0	22	6	11	.545	0	0	---	0	0	---	0	1	1	2	2	0	0	0	0	12	5.8
01/04/2017	CLE	v	CHI	.L	-	-	17	0	16	3	11	.273	0	2	.000	3	3	1.000	0	5	5	1	2	0	0	0	0	9	6.0
01/06/2017	CLE	@	BRK	W.	-	-	18	0	4	0	2	.000	0	1	.000	0	0	---	0	1	1	0	0	0	0	0	0	0	5.7
01/08/2017	CLE	@	PHO	W.	-	-	19	0	8	1	2	.500	0	0	---	0	0	---	0	0	0	0	1	0	0	0	0	2	5.5
01/10/2017	CLE	@	UTA	.L	-	-	20	0	5	2	3	.667	0	0	---	0	0	---	0	0	0	1	0	0	0	0	0	4	5.4
01/11/2017	CLE	@	POR	.L	-	-	21	0	13	0	6	.000	0	1	.000	2	4	.500	0	2	2	3	2	0	1	0	0	2	5.2
01/13/2017	CLE	@	SAC	W.	-	-	22	0	1	1	1	1.000	0	0	---	0	0	---	0	0	0	0	0	0	0	0	0	2	5.1
01/16/2017	CLE	@	GS	.L	-	-	23	0	7	1	6	.167	0	2	.000	0	0	---	0	0	0	3	1	0	0	0	0	2	5.0
01/19/2017	CLE	v	PHO	W.	-	-	24	0	2	1	2	.500	0	0	---	0	0	---	0	0	0	0	0	0	0	0	0	2	4.8
01/21/2017	CLE	v	SA	.L	1	DNP																							
01/23/2017	CLE	@	NO	.L	-	DNP																							
01/25/2017	CLE	v	SAC	.L	1	-	25	0	11	1	2	.500	0	0	---	1	4	.250	0	0	0	1	2	0	2	3	0	3	4.8
01/27/2017	CLE	v	BRK	W.	-	-	26	0	17	4	7	.571	1	2	.500	0	0	---	1	1	2	1	1	0	0	1	1	9	4.9
01/29/2017	CLE	v	OKC	W.	-	-	27	0	12	0	3	.000	0	0	---	0	0	---	0	0	0	0	1	0	0	3	1	0	4.7
01/30/2017	CLE	@	DAL	.L	-	-	28	0	4	2	2	1.000	0	0	---	0	0	---	0	0	0	1	0	0	1	0	0	4	4.7
02/01/2017	CLE	v	MIN	W.	-	-	29	0	17	3	5	.600	2	2	1.000	1	2	.500	0	1	1	3	2	0	1	3	1	9	4.9
02/04/2017	CLE	@	NY	W.	-	-	30	0	14	2	6	.333	0	1	.000	0	0	---	0	1	1	3	2	0	1	1	0	4	4.8
02/06/2017	CLE	@	WAS	W.	1	-	31	0	9	0	1	.000	0	0	---	0	0	---	0	2	2	0	1	0	1	1	0	0	4.7
02/08/2017	CLE	@	IND	W.	-	-	32	0	6	0	0	---	0	0	---	0	0	---	0	1	1	0	1	0	0	0	0	0	4.5
02/09/2017	CLE	@	OKC	.L	-	-	33	0	6	0	0	---	0	0	---	2	2	1.000	0	0	0	0	0	0	0	0	0	2	4.5
02/11/2017	CLE	v	DEN	W.	-	-	34	0	1	0	0	---	0	0	---	0	0	---	0	0	0	0	0	0	0	0	0	0	4.3
02/14/2017	CLE	@	MIN	W.	-	DNP																							
02/15/2017	CLE	v	IND	W.	-	-	35	0	3	0	0	---	0	0	---	0	0	---	0	0	0	0	0	0	0	0	0	0	4.2
02/23/2017	CLE	v	NY	W.	-	-	36	0	3	0	1	.000	0	0	---	0	0	---	0	1	1	0	0	0	0	0	0	0	4.1
02/25/2017	CLE	v	CHI	.L	-	-	37	0	9	0	4	.000	0	0	---	0	0	---	0	0	0	1	1	0	3	4	0	0	4.0
02/27/2017	CLE	v	MIL	W.	-	DNP																							
03/01/2017	CLE	@	BOS	.L	-	INA																							
03/03/2017	CLE	@	ATL	W.	-	INA																							
03/04/2017	CLE	@	MIA	.L	-	INA																							
03/06/2017	CLE	v	MIA	.L	-	DNP																							
03/09/2017	CLE	@	DET	.L	-	INA																							
03/11/2017	CLE	@	ORL	W.	-	INA																							
03/12/2017	CLE	@	HOU	.L	-	DNP																							
03/14/2017	CLE	v	DET	W.	-	INA																							
03/16/2017	CLE	v	UTA	W.	-	INA																							
03/18/2017	CLE	@	LAC	.L	-	-	38	0	15	4	12	.333	0	2	.000	2	2	1.000	0	2	2	2	1	0	0	2	0	10	4.1
03/19/2017	CLE	@	LAL	W.	-	DNP																							
03/22/2017	CLE	@	DEN	.L	-	INA																							
03/24/2017	CLE	@	CHA	W.	-	INA												</											

8 CHANNING FRYE

Forward/Center 7-0, 255 lbs 5/17/1983 Arizona

Years Pro: 11

DRAFTED: By the New York Knicks in the first round (8th overall pick) of the 2005 NBA Draft.

ACQUIRED: In a trade that sent guard Jared Cunningham and a second round pick to the Orlando Magic on February 18, 2016.



2016-17 SEASON:

- Played in 74 games (15 starts) with Cleveland
- Averaged 9.1 points on .458 shooting, including .409 from three-point territory (17th-best in NBA), and 3.9 rebounds in 18.9 minutes
- Also shot .851 from the free throw line
- Recorded two double-doubles
- In 15 games as a starter, averaged 11.4 points and 5.1 rebounds in 24.5 minutes
- His .409 mark from three-point range was the second-best of his NBA career
- Scored in double figures 36 times, including five games with 20 points or more; posted a season-high five straight games with at least 10 points from Dec. 20-26
- Over the final eight games of the season (March 31-April 12), averaged 10.8 points on .554 shooting, including .424 from three-point range, and 5.0 rebounds in 19.0 minutes
- Scored a season-high 21 points four times (Nov. 15 vs. TOR, Feb. 14 at MIN, March 4 at MIA and April 10 at MIA)
- Had at least 20 points and five three-pointers in back-to-back games from Nov. 13-15; became the first Cavs player to convert at least five three-pointers off the bench in consecutive games since Dan Majerle had three such games in a row in April 1996 (Kyle Korver later accomplished this feat in consecutive games from Feb. 15-23)
- Grabbed five or more rebounds on 27 occasions
- Knocked down two or more three-pointers in 42 games, including three or more treys 20 times, four three-pointers or more nine times and five-plus triples on three occasions
- Made a season-high six three-pointers and tallied 20 points, three rebounds and a season-high three blocks in 25 minutes off the bench against Charlotte on Nov. 13
- Knocked down his 900th career three-pointer against Chicago on Jan. 4
- Tied his career high with four steals at Brooklyn on Jan. 6
- Reached 7,000 points for his career with his first basket at Utah on Jan. 10
- Posted his first double-double as a Cavalier with 18 points, a season-high 10 rebounds, a 4-8 (.500) clip from long range and two assists in 30 minutes in a reserve role against Phoenix on Jan. 19
- Had eight multi-block games; Recorded his 500th career block at New Orleans on Jan. 23
- Notched his second double-double of the season with a season-high tying 21 points and 10 rebounds in 33 minutes at Minnesota on Feb. 14
- Recorded his 800th career assist against Detroit on March 14
- In his 800th career game, he ended up pouring in a season-high tying 21 points and seven rebounds in 33 minutes at Miami on April 10
- Led or tied for the team lead in points twice, rebounds once, steals 10 times and blocks 18 times
- Was a DNP-CD one time and a NWT once
- Missed seven games on 10/28, 10/29, 11/25, 11/27, 11/29, 12/9 and 12/10 due to a personal matter;
- Was placed on the Inactive List six times this season

PLAYOFF CAREER: Has appeared in 37 career postseason games with averages of 6.9 points and 3.6 rebounds in 19.1 minutes...also shooting .424 from beyond the arc and .885 from the free throw line...played in 17 games during Cleveland's NBA title run in the **2016 Playoffs**...averaged 6.7 points on .594 shooting from the field and 2.4 rebounds in 13.9 minutes per game...also led all postseason players in three-point field goal percentage (.565, 26-46)...in the Conference Semifinals against Atlanta, averaged 13.8 points on a team-high .645 (20-31) shooting, including .579 (11-19) from deep, and 3.3 rebounds in 19.3 minutes...shot a postseason-best 10-13 (.769) from the field, including a playoff career-high 7-9 (.778) from three-point territory and finished with a playoff career-high 27 points, seven rebounds and one steal in 28 minutes during Game 3 of the semifinals at Atlanta on May 6...in the Eastern Conference Finals versus Toronto, averaged 9.0 points on .625 shooting, including .583 from deep, and 3.3 rebounds in 16.5 minutes...helped Phoenix reach the Western Conference Finals during the **2010 Playoffs**...played in 16 games and averaged 8.2 points and 5.5 rebounds in 27.2 minutes per game...tallied a playoff career-high 20 points on 7-11 (.636) shooting, including 3-5 (.600) from the three-point line, and eight rebounds in 27 minutes against Portland in Game 5 of the First Round on April 26...posted two double-doubles against the Lakers in the Western Conference Finals, including 12 points and a playoff career-high 13 rebounds in 40 minutes in Game 6 on May 29...appeared in four games for Portland in the **2009 Playoffs**...averaged 3.0 points in 9.0 minutes per game.

8 CHANNING FRYE

FRYE HIGHS	2016-17 SEASON HIGHS	CAREER HIGHS	PLAYOFF HIGHS
Points	21 4 Times	33 vs. Minnesota 4/11/11	27 @ Atlanta 5/6/16
Field Goals Made	9 @ Miami 3/4/17	14 2 Times	10 @ Atlanta 5/6/16
Field Goals Attempted	15 3 Times	26 vs. Charlotte 12/20/06	13 @ Atlanta 5/6/16
Three Point Field Goals Made	6 vs. Charlotte 11/13/16	9 vs. Minnesota 4/11/11	7 @ Atlanta 5/6/16
Three Point FG Attempted	12 vs. Charlotte 11/13/16	14 vs. Minnesota 4/11/11	9 @ Atlanta 5/6/16
Free Throws Made	6 @ Miami 4/10/17	9 2 Times	3 3 Times
Free Throws Attempted	6 2 Times	12 @ Toronto 1/15/06	4 @ L.A. Lakers 5/27/10
Offensive Rebounds	4 @ Portland 1/11/17	7 vs. Golden State 2/22/12	3 @ L.A. Lakers 5/27/10
Defensive Rebounds	9 @ Detroit 3/9/17	14 2 Times	11 vs. L.A. Lakers 5/29/10
Total Rebounds	10 2 Times	16 @ New Orleans Hornets 12/30/11	13 vs. L.A. Lakers 5/29/10
Assists	2 13 Times	7 vs. New Jersey Nets 1/13/12	4 @ Portland 4/22/10
Steals	4 @ Brooklyn 1/6/17	4 2 Times	3 @ Toronto 5/21/16
Blocks	3 vs. Charlotte 11/13/16	4 8 Times	2 2 Times
Minutes Played	33 2 Times	57 @ L.A. Lakers 3/22/11	40 vs. L.A. Lakers 5/29/10

NBA REGULAR SEASON

TEAM	YEAR	GP	GS	MIN	MPG	TOTAL			3-POINT			FREE THROWS			REBOUNDS				AST	APG	PF	DQ	STL	SPG	BLK	BPG	PTS	PPG
						FGM	FGA	PCT	GM	GA	PCT	FTM	FTA	PCT	OFF	DEF	TOT	RPG										
NY	05-06	65	14	1573	24.2	305	640	.477	3	9	.333	189	229	.825	138	236	374	5.8	53	0.8	200	3	30	0.5	47	0.7	802	12.3
NY	06-07	72	59	1896	26.3	298	689	.433	3	18	.167	85	108	.787	91	304	395	5.5	67	0.9	216	3	36	0.5	42	0.6	684	9.5
POR	07-08	78	20	1342	17.2	221	453	.488	3	10	.300	85	109	.780	107	247	354	4.5	57	0.7	208	1	29	0.4	27	0.4	530	6.8
POR	08-09	63	1	746	11.8	113	267	.423	11	33	.333	26	36	.722	41	99	140	2.2	24	0.4	106	0	17	0.3	16	0.3	263	4.2
PHO	09-10	81	41	2190	27.0	317	703	.451	172	392	.439	98	121	.810	66	361	427	5.3	113	1.4	263	3	64	0.8	74	0.9	904	11.2
PHO	10-11	77	64	2541	33.0	358	829	.432	171	439	.390	89	107	.832	65	448	513	6.7	96	1.2	272	4	46	0.6	79	1.0	976	12.7
PHO	11-12	64	59	1669	26.1	255	613	.416	91	263	.346	73	82	.890	71	308	379	5.9	88	1.4	176	0	42	0.7	70	1.1	674	10.5
PHO	13-14	82	82	2312	28.2	336	778	.432	160	432	.370	78	95	.821	73	343	416	5.1	98	1.2	245	1	60	0.7	63	0.8	910	11.1
ORL	14-15	75	51	1870	24.9	191	487	.392	136	346	.393	31	35	.886	27	266	293	3.9	94	1.3	191	2	47	0.6	39	0.5	549	7.3
ORL-CLE	15-16	70	32	1200	17.1	152	347	.438	91	235	.387	30	35	.857	35	199	234	3.3	71	1.0	127	0	29	0.4	28	0.4	425	6.1
CLE	16-17	74	15	1398	18.9	238	520	.458	137	335	.409	63	74	.851	37	253	290	3.9	45	0.6	138	0	33	0.4	38	0.5	676	9.1
TOTAL		801	438	18737	23.4	2784	6326	.440	978	2512	.389	847	1031	.822	751	3064	3815	4.8	806	1.0	2142	17	433	0.5	523	0.7	7393	9.2

NBA PLAYOFFS

TEAM	YEAR	GP	GS	MIN	MPG	TOTAL			3-POINT			FREE THROWS			REBOUNDS				AST	APG	PF	DQ	STL	SPG	BLK	BPG	PTS	PPG
						FGM	FGA	PCT	GM	GA	PCT	FTM	FTA	PCT	OFF	DEF	TOT	RPG										
POR	08-09	4	0	36	9.0	5	14	.357	0	0	.000	2	3	.667	1	2	3	0.8	1	0.3	5	0	0	0.0	0	0.0	12	3.0
PHO	09-10	16	0	435	27.2	43	118	.364	30	86	.349	15	16	.938	10	80	90	5.6	15	0.9	50	0	12	0.8	9	0.6	131	8.2
CLE	15-16	17	0	237	13.9	41	69	.594	26	46	.565	6	7	.857	5	36	41	2.4	5	0.3	37	0	6	0.4	9	0.5	114	6.7
TOTAL		37	0	708	19.1	89	201	.443	56	132	.424	23	26	.885	16	118	134	3.6	21	0.6	92	0	18	0.5	18	0.5	257	6.9

CHANNING FRYE GAME-BY-GAME STATS

DATE	TM	@	OPP	WL	O	P	G	GS	MIN	FG	FGA	FG%	FG3	FG3A	FG3%	FT	FTA	FT%	OREB	DREB	REB	AST	PF	DQ	STL	TO	BLK	PTS	PPG
10/25/2016	CLE	v	NY	W.	-	-	1	0	14	2	6	.333	2	5	.400	0	0	---	2	2	4	0	4	0	1	1	1	6	6.0
10/28/2016	CLE	@	TOR	W.	-	-	INA																						
10/29/2016	CLE	v	ORL	W.	-	-	INA																						
11/01/2016	CLE	v	HOU	W.	-	-	2	0	15	4	12	.333	1	3	.333	2	2	1.000	1	3	4	0	2	0	0	0	0	11	8.5
11/03/2016	CLE	v	BOS	W.	-	-	3	0	15	4	7	.571	3	3	1.000	0	0	---	0	1	1	0	2	0	1	1	1	11	9.3
11/05/2016	CLE	@	PHI	W.	-	-	4	0	18	4	9	.444	4	8	.500	0	0	---	0	2	2	2	3	0	2	0	0	12	10.0
11/08/2016	CLE	v	ATL	.L	-	-	5	0	27	5	15	.333	3	8	.375	0	0	---	2	5	7	1	0	0	0	0	0	13	10.6
11/11/2016	CLE	@	WAS	W.	-	-	6	0	14	3	8	.375	2	4	.500	0	0	---	0	0	0	1	0	0	0	1	1	8	10.2
11/13/2016	CLE	v	CHA	W.	-	-	7	0	25	7	15	.467	6	12	.500	0	0	---	0	3	3	0	3	0	0	1	3	20	11.6
11/15/2016	CLE	v	TOR	W.	-	-	8	0	20	7	10	.700	5	8	.625	2	2	1.000	1	2	3	1	2	0	0	0	1	21	12.8
11/16/2016	CLE	@	IND	.L	-	-	9	0	27	3	9	.333	2	8	.250	0	0	---	0	5	5	2	2	0	0	4	2	8	12.2
11/18/2016	CLE	v	DET	W.	-	-	10	0	9	0	1	.000	0	1	.000	0	0	---	0	2	2	0	1	0	0	0	0	0	11.0
11/23/2016	CLE	v	POR	W.	-	-	11	0	14	4	6	.667	4	6	.667	2	2	1.000	0	3	3	1	0	0	0	0	1	14	11.3
11/25/2016	CLE	v	DAL	W.	-	-	INA																						
11/27/2016	CLE	@	PHI	W.	-	-	INA																						
11/29/2016	CLE	@	MIL	.L	-	-	INA																						
12/01/2016	CLE	v	LAC	.L	-	-	12	0	15	0	2	.000	0	1	.000	5	6	.833	0	5	5	0	4	0	0	1	0	5	10.8
12/02/2016	CLE	@	CHI	.L	-	-	13	0	21	5	6	.833	1	2	.500	0	0	---	0	2	2	0	2	0	1	0	0	11	10.8
12/05/2016	CLE	@	TOR	W.	-	-	14	0	19	3	7	.429	2	5	.400	2	2	1.000	1	4	5	2	1	0	0	1	0	10	10.7
12/07/2016	CLE	@	NY	W.	-	-	15	0	13	2	4	.500	2	3	.667	0	0	---	0	0	0	0	2	0	1	0	0	6	10.4
12/09/2016	CLE	v	MIA	W.	-	-	DNP																						
12/10/2016	CLE	v	CHA	W.	-	-	INA																						
12/13/2016	CLE	v	MEM	W.	-	-	16	0	15	2	6	.333	1	4	.250	3	3	1.000	0	1	1	1	2	0	0	1	0	8	10.3
12/14/2016	CLE	@	MEM	.L	-	-	F 17	1	23	0	4	.000	0	2	.000	0	0	---	0	3	3	0	2	0	1	0	0	0	9.6
12/17/2016	CLE	v	LAL	W.	-	-	18	1	14	3	3	1.000	2	2	1.000	0	0	---	0	0	0	2	1	0	1	0	0	8	9.6
12/20/2016	CLE	@	MIL	W.	1	-	19	1	25	5	11	.455	3	7	.429	2	2	1.000	1	2	3	2	4	0	0	0	0	15	9.8
12/21/2016	CLE	v	MIL	W.	-	-	20	1	22	4	8	.500	2	5	.400	0	0	---	0	1	1	0	3	0	0	0	0	10	9.9
12/23/2016	CLE	v	BRK	W.	-	-	21	1	22	5	9	.556	1	5	.200	1	1	1.000	0	6	6	2	1	0	0	1	0	12	10.0
12/25/2016	CLE	v	GS	W.	-	-	22	1	17	4	7	.571	2	5	.400	0	0	---	0	2	2	0	2	0	0	3	0	10	10.0
12/26/2016	CLE	@	DET	.L	-	-	23	1	18	4	8	.500	3	5	.600	0	0	---	0	4	4	1	5	0	0	3	0	11	10.0
12/29/2016	CLE	v	BOS	W.	-	-	24	1	15	1	4	.250	1	2	.500	0	0	---	1	2	3	0	0	0	0	0	0	3	9.7
12/31/2016	CLE	@	CHA	W.	-	-	25	1	17	1	3	.333	1	2	.500	2	2	1.000	0	3	3	0	1	0	0	0	0	5	9.5
01/02/2017	CLE	v	NO	W.	-	-	26	1	25	5	9	.556	4	7	.571	0	2	.000	0	6	6	0	3	0	0	2	1	14	9.7
01/04/2017	CLE	v	CHI	.L	-	-	F 27	2	30	6	11	.545	3	6	.500	0	0	---	2	3	5	0	0	0	1	0	0	15	9.9
01/06/2017	CLE	@	BRK	W.	-	-	28	2	25	2	6	.333	1	4	.250	0	0	---	0	5	5	0	3	0	4	0	1	5	9.7
01/08/2017	CLE	@	PHO	W.	-	-	29	2	18	4	8	.500	2	6	.333	0	0	---	0	4	4	0	1	0	0	0	0	10	9.7
01/10/2017	CLE	@	UTA	.L	-	-	30	2	19	1	6	.167	0	3	.000	3	3	1.000	1	2	3	0	2	0	0	1	1	5	9.6
01/11/2017	CLE	@	POR	.L	-	-	31	2	12	1	6	.167	1	1	1.000	1	2	.500	4	1	5	0	3	0	0	1	1	4	9.4
01/13/2017	CLE	@	SAC	W.	-	-	32	2	19	3	7	.429	2	5	.400	2	2	1.000	0	0	0	1	4	0	3	0	0	10	9.4
01/16/2017	CLE	@	GS	.L	-	-	33	2	16	0	3	.000	0	2	.000	0	0	---	0	2	2	2	0	0	0	0	0	0	9.1
01/19/2017	CLE	v	PHO	W.	-	-	34	2	30	6	11	.545	4	8	.500	2	2	1.000	2	8	10	2	5	0	1	0	0	18	9.4
01/21/2017	CLE	v	SA	.L	1	-	35	2	17	2	8	.250	0	2	.000	4	5	.800	1	3	4	0	0	0	0	1	0	8	9.3
01/23/2017	CLE	@	NO	.L	-	-	36	2	5	1	4	.250	1	3	.333	0	0	---	1	0	1	0	2	0	0	0	1	3	9.2
01/25/2017	CLE	v	SAC	.L	1	-	37	2	19	3	6	.500	2	5	.400	0	0	---	0	2	2	0	1	0	0	2	1	8	9.1
01/27/2017	CLE	v	BRK	W.	-	-	38	2	18	2	7	.286	1	5	.200	0	0	---	3	5	8	0	1	0	0	0	1	5	9.0
01/29/2017	CLE	v	OKC	W.	-	-	39	2	15	2	4	.500	0	2	.000	0	0	---	0	5	5	1	1	0	0	0	0	4	8.9
01/30/2017	CLE	@	DAL	.L	-	-	40	2	19	4	8	.500	3	6	.500	2	2	1.000	2	5	7	0	1	0	0	2	2	13	9.0
02/01/2017	CLE	v	MIN	W.	-	-	F 41	3	22	7	13	.538	3	9	.333	1	2	.500	0	4	4	1	0	0	1	0	2	18	9.2
02/04/2017	CLE	@	NY	W.	-	-	42	3	16	5	9	.556	4	8	.500	0	2	.000	1	2	3	2	2	0	0	2	0	14	9.3
02/06/2017	CLE	@	WAS	W.	1	-	43	3	12	2	4	.500	1	3	.333	0	0	---	0	4	4	1	4	0	0	2	0	5	9.2
02/08/2017	CLE	@	IND	W.	-	-	44	3	12	2	7	.286	1	3	.333	0	0	---	0	5	5	0	1	0	0	0	0	5	9.1
02/09/2017	CLE	@	OKC	.L	-	-	45	3	15	2	6	.333	1	4	.250	2	2	1.000	0	6	6	1	0	0	0	0	1	7	9.1
02/11/2017	CLE	v	DEN	W.	-	-	46	3	11	3	4	.750	2	3	.667	0	0	---	0	1	1	0	2	0	0	1	0	8	9.1
02/14/2017	CLE	@	MIN	W.	-	-	F 47	4	33	7	15	.467	4	11	.364	3	3	1.000	2	8	10	1	1	0	0	0	2	21	9.3
02/15/2017	CLE	v	IND	W.	-	-	F 48	5	30	1	8	.125	0	6	.000	2	2	1.000	0	8	8	2	4	0	0	1	0	4	9.2
02/23/2017	CLE	v	NY	W.	-	-	F 49	6	27	5	14	.357	2	7	.286	2	2	1.000	0	3	3	0	1	0	0	2	2	14	9.3
02/25/2017	CLE	v	CHI	.L	-	-	F 50	7	32	4	11	.364	3	7	.429	0	0	---	0	5	5	2	3	0	1	0	0	11	9.3
02/27/2017	CLE	v	MIL	W.	-	-	51	7	14	1	6	.167	0	3	.000	2	2	1.000	1	2	3	2	2	0	0	1	0	4	9.2
03/01/2017	CLE	@	BOS	.L	-	-	F 52	8	13	1	4	.250	1	4	.250	0	0	---	0	2	2	0	2	0	0	0	0	3	9.1
03/03/2017	CLE	@	ATL	W.	-	-	F 53	9	25	4	7	.571	3	6	.500	0	0	---	1	3	4	1	3	0	0	1	1	11	9.2
03/04/2017	CLE	@	MIA	.L	-	-	54	9	23	9	12	.750	3	5	.600	0	1	.000	0	4	4	0	2	0	2	2	1	21	9.4
03/06/2017	CLE	v	MIA	.L	-	-	55	9	14	1	3	.333	1	2	.500	2	4	.500	0	3	3	0	2	0	0	3	0	5	9.3

2 KYRIE IRVING

Guard 6-3, 193 lbs 3/23/92 Duke

Years Pro: 6

DRAFTED: By the Cleveland Cavaliers in the first round (1st overall pick) of the 2011 NBA Draft.



2016-17 SEASON:

- Played in 72 games (all starts)
- Averaged a career-high 25.2 points (11th in NBA) on a career-high .473 shooting, including .401 from three-point range, 3.2 rebounds, 5.8 assists (22nd in NBA) and 1.2 steals in 35.1 minutes per game
- Also shot a career-best .905 from the free throw line, which ranked 2nd in the Eastern Conference and 3rd in the NBA as well as 5th all-time in Cavs history
- Scored at least 20 points in a single season career-best 60 games, including 12 games with 30 points or more and four games with 40 points or more
- Scored at least 15 points in a single quarter on a team-best 11 occasions
- Recorded five assists or more on 44 occasions, including eight games with double-digit helpers
- Drilled two or more three-pointers 50 times, including three or more 28 times, four or more 18 times, five or more seven times, six or more three times and eight twice
- His 177 three-pointers made were a team high and 4th-most for any player in a single season in Cavs history
- In games with at least 10 FT attempts, shot a perfect 1.000 from the free throw line four times (Jan. 23, March 3, March 19, April 2)
- Tallied a career-high eight double-doubles; recorded a double-double in five of seven games from Dec.17-Dec. 29, including three straight from Dec.21-Dec. 25, which was the most consecutive double-doubles of his career
- Recorded 20 points or more in a career-high 21 straight games from Feb. 6-March 25; averaged 28.3 points, which ranked fourth-best in the NBA over that span; became the 2nd Cavaliers player to ever record a streak that long (LeBron James)
- Selected as a 2017 NBA All-Star Game starter, marking his fourth career NBA All-Star selection; recorded a near triple-double in the game on Feb. 19 with 22 points, a 6-8 (.750) mark from beyond the arc, seven rebounds, a game-high 14 assists and three steals in 22 minutes; also finished second place in the JBL Three-Point Contest on Feb. 18
- Shot 12-22 (.545) from the field and 4-7 (.571) from deep for a game-high 29 points, four assists and two steals in 30 minutes versus New York on Oct. 25; scored 19 points in the third quarter, tied for third-most single quarter points in his career; passed Brad Daugherty (422) for 10th place in steals in franchise history
- Passed Wesley Person (550) for 4th place in three-pointers made in franchise history with his first triple at Toronto on Oct. 28
- Moved past Larry Nance for 8th place in points scored in franchise history with his 15th point against Phoenix on Jan. 19; Prior to that, passed Campy Russell (6,588) for 9th place in points scored in franchise history with his sixth point at Washington on Nov. 11
- Became the second NBA player since 1963 to post a stat line of 25+ points, 11+ assists, zero turnovers and a .733+ field goal percentage on Nov. 18 against Detroit, joining John Stockton, who did so on Dec. 28, 1989 vs. Portland (33 pts/15 asts/0 TOs/.857 FG%)
- Passed Daniel Gibson for 3rd place in three-pointers in franchise history against Portland on Nov. 23
- Made his first 10 shots from the field and finished with 25 points on a season-high .769 (10-13) shooting, including a 4-5 (.800) clip from beyond the arc, in 28 minutes against Dallas on Nov. 25
- Reached 600 three-pointers for his career with his first triple against Charlotte on Dec. 10
- Scored his 7,000th career point with his ninth point against Milwaukee on Dec. 21
- Had a career-high seven steals while posting a double-double with 25 points (14 in 4th quarter) and 10 assists in 44 minutes versus Golden State on Dec. 25, while hitting the game-winning shot with 3.4 seconds left in the contest; became the first player in franchise history to record at least 25 points, 10 assists and seven steals in a game, and the first Cavs player to swipe at least six steals in consecutive games since Fouts Walker in 1978 (11/24/78 and 11/28/78); his seven steals were also the most ever by any NBA player in a single game on Christmas Day
- Poured in a season-high 49 points on 15-28 (.536) shooting from the field while draining a season-high tying eight triples in 42 minutes against New Orleans on Jan. 23; tied the franchise record for points in a half (LeBron James, 35 in 1st H vs. NYK on 2/6/10) by putting up 35 points in the second half; also shot a perfect 11-11 (1.000) from the charity stripe
- Scored 20 of his 28 total points in the third quarter versus Brooklyn on Jan. 27, the highest-scoring third quarter of his career and tied for his second highest in any quarter
- Set a career high in assists with 14 and added 14 points for his eighth double-double this season (27th of his career) in 31 minutes versus Minnesota on Feb. 1
- Passed John Bagley (474) for 9th place in steals in franchise history at Indiana on Feb. 8, 2017
- Grabbed a season-high nine rebounds to go along with 34 points on a 13-25 (.520) clip from the floor and seven assists in 35 minutes versus Chicago on Feb. 25; in the first quarter, set a new career high for rebounds in a quarter with seven
- Became the 8th Cavs player to record 2,000 career assists in franchise history with his first dish against Milwaukee on Feb. 27
- Finished with 43 points on 14-21 (.667) shooting, including a 5-8 (.625) mark from deep, in 36 minutes at Atlanta on March 3; moved past Andre Miller (2,015) for 7th place in assists in franchise history and World B. Free (1,406) for 8th place in free throws in franchise history
- Moved past Brad Daugherty (2,028) for 6th place in assists in franchise history at Orlando on March 11
- Tallied 46 points on 15-21 (.714) shooting, including a 6-10 (.600) mark from three-point range, in 38 minutes at L.A. Lakers on March 19
- Scored his 8,000th career point and made his 700th career three-pointer at Denver on March 22; joined LeBron James and Mark Price as the only Cavaliers to ever record 8,000 points and 700 triples
- Moved past Larry Nance (2,945) for sole possession of 8th place in field goals made at Chicago on March 30
- Tied his season high with eight triples (8-12 3FG) and went 16-30 (.533) from the field for 45 points in 45 minutes at Atlanta on April 9; also tied Fouts Walker (2,115) for 5th place in assists in Cavaliers history with his ninth dish
- Led or tied for the team lead in blocks 13 times, steals 23 times, assists 20 times, rebounds once and points 31 times
- Was DNP-CD five times, DND three times and NWT once
- Missed three games due to rest on Dec. 13, Dec. 14, and March 4; missed three games from Dec. 31-Jan. 4 due to right hamstring tightness; missed one game on Feb. 4 due to a contused right quad; missed one game due to left knee soreness on March 18; missed two games due to left knee tendinitis on April 10 and April 12
- Was placed on the Inactive List twice

PLAYOFF CAREER: In 34 career postseason games (all starts), averaging 22.9 points on .464 shooting, including .443 from the three-point line, .860 from the foul line, 3.2 rebounds, 4.4 assists and 1.6 steals in 36.4 minutes...started in all 21 games during Cleveland's championship run in the **2016 Playoffs**...scored at least 20 points in 18 of the 21 playoff games and averaged 25.2 points, including a .440 mark from deep, 3.0 rebounds, 4.7 assists and 1.71 steals in 36.8 minutes...topped at least 30 points a team-high six times in the playoffs and ranked 4th in the NBA Playoffs in three-pointers made (51)...in the First Round against Detroit, averaged a team-high 27.5 points (highest in 2016 First Round among all NBA players), a .471 clip from beyond the arc, 2.3 rebounds, 4.8 assists and 1.3 steals in 37.8 minutes...in the semifinals against Atlanta, averaged 21.3 points on .484 shooting, including .667 (12-18) from three-point territory, 6.3 assists and 1.3 steals in 34.8 minutes...in the Conference Finals versus Toronto, averaged 24.2 points, 3.3 rebounds, 4.5 assists and 1.8 steals in 35.0 minutes...in the NBA Finals against Golden State, averaged 27.1 points, 3.9 rebounds, 3.9 assists and 2.14 steals in 39.0 minutes...also shot .405 from beyond the arc and .939 (31-33) from the foul line...after pouring in a playoff career-high 41 points on 17-24 (.708) shooting from the field in Game 5 of The Finals on May 13, he became just the 2nd player in Finals history to shoot at least 70% in a 40-point game, joining Wilt Chamberlain, in a Game 6 win over the Knicks in 1970 (45 points, 74%)...scored 30+ points in three straight Finals games (Games 3-5), joining Rick Barry (1967) and Dwyane Wade (2006) as the only players in the last 50 years to score 30+ points in three straight NBA Finals games before the age of 25...appeared in 13 games (all starts) during the Cavs' NBA Finals run in the **2015 Playoffs**...averaged 19.0 points, including a team-high .450 (27-60) from the three-point line, 3.6 rebounds, 3.8 assists and 1.3 steals in 35.7 minutes, while posting one double-double...swatted at least one shot in 10 of his 13 playoff games...missed two games in the Eastern Conference Finals from May 22-24 due to left knee tendinitis and five games in the NBA Finals from June 7-16 due to a fractured left knee cap...scored in double figures in 12 of 13 playoff games, including seven 20-point performances...in four games against Boston in the First Round against, shot .480 (12-25) from the three-point line and averaged 23.3 points, 5.0 rebounds, 4.3 assists, 1.0 steal and 1.0 block in 40.5 minutes...scored 56 points in his first two playoff contests as a Cavalier (April 19-21); only LeBron James (58 points in 2006) scored more points in his first two playoff games wearing a Wine and Gold jersey...in Game 2 against Chicago on May 6, had 21 points on just nine field goal attempts, becoming the first Cavaliers player since Daniel Gibson in Game 6 of the 2007 Eastern Conference Finals versus the Pistons to record 20 or more points on nine or fewer field-goal attempts in a playoff game (Gibson had 31 points on 9 FGA)...in the Semifinals versus Chicago, averaged 17.5 points and 1.3 steals, while shooting .895 (34-38) from the foul line, in 34.8 minutes per game...in Game 1 of the NBA Finals at Golden State on June 4, tallied 23 points, seven rebounds, six assists, a playoff career-high four steals and two blocks in 44 minutes; became first NBA player to total at least 23 points, seven rebounds, six assists, four steals and two blocks in a playoff game since May 2, 2000 when Chris Webber accomplished that feat against the Lakers (23 pts/13 rebs/8 asts/4 stls/7 blks).

2 KYRIE IRVING

IRVING HIGHS	2016-17 SEASON HIGHS	CAREER HIGHS	PLAYOFF HIGHS
Points	49 @ New Orleans 1/23/17	57 @ San Antonio 3/12/15	41 @ Golden State 6/13/16
Field Goals Made	16 @ Atlanta 4/9/17	20 @ San Antonio 3/12/15	17 @ Golden State 6/13/16
Field Goals Attempted	30 @ Atlanta 4/9/17	36 vs. Portland 1/28/15	28 vs. Golden State 6/10/16
Three Point Field Goals Made	8 2 Times	11 vs. Portland 1/28/15	5 3 Times
Three Point FG Attempted	14 @ New Orleans 1/23/17	19 vs. Portland 1/28/15	11 @ Detroit 4/24/16
Free Throws Made	11 3 Times	14 @ Brooklyn 11/13/12	11 @ Golden State 6/2/16
Free Throws Attempted	12 vs. L.A. Clippers 12/1/16	14 @ Brooklyn 11/13/12	12 2 Times
Offensive Rebounds	4 @ Chicago 12/2/16	4 3 Times	3 2 Times
Defensive Rebounds	9 vs. Chicago 2/25/17	10 2 Times	8 @ Boston 4/26/15
Total Rebounds	9 vs. Chicago 2/25/17	10 2 Times	11 @ Boston 4/26/15
Assists	14 vs. Minnesota 2/1/17	14 vs. Minnesota 2/1/17	9 @ Toronto 5/27/16
Steals	7 vs. Golden State 12/25/16	7 vs. Golden State 12/25/16	4 @ Golden State 6/4/15
Blocks	2 4 Times	4 vs. Milwaukee 12/20/13	2 4 Times
Minutes Played	46 vs. Indiana 4/2/17	48 vs. Philadelphia 11/9/13	44 vs. Chicago 5/4/15

NBA REGULAR SEASON

TEAM	YEAR	GP	GS	MIN	MPG	TOTAL			3-POINT			FREE THROWS			REBOUNDS				AST	APG	PF	DQ	STL	SPG	BLK	BPG	PTS	PPG
						FGM	FGA	PCT	GM	GA	PCT	FTM	FTA	PCT	OFF	DEF	TOT	RPG										
CLE	11-12	51	51	1558	30.7	350	747	.469	73	183	.399	171	196	.872	44	147	191	3.7	275	5.4	110	0	54	1.1	20	0.4	944	18.5
CLE	12-13	59	59	2048	34.7	484	1070	.452	109	279	.391	248	290	.855	34	182	216	3.7	350	5.9	146	0	89	1.5	21	0.4	1325	22.5
CLE	13-14	71	71	2496	35.2	532	1237	.430	123	344	.358	291	338	.861	52	207	259	3.6	433	6.1	163	0	108	1.5	23	0.3	1478	20.8
CLE	14-15	75	75	2730	36.4	578	1235	.468	157	378	.415	315	365	.863	55	182	237	3.2	389	5.2	146	0	114	1.5	20	0.3	1628	21.7
CLE	15-16	53	53	1667	31.5	394	879	.448	84	262	.321	169	191	.885	44	113	157	3.0	250	4.7	107	0	56	1.1	18	0.3	1041	19.6
CLE	16-17	72	72	2525	35.1	671	1420	.473	177	441	.401	297	328	.905	52	178	230	3.2	418	5.8	157	0	83	1.2	24	0.3	1816	25.2
TOTAL		381	381	13024	34.2	3009	6588	.457	723	1887	.383	1491	1708	.873	281	1009	1290	3.4	2115	5.6	829	0	504	1.3	126	0.3	8232	21.6

NBA PLAYOFFS

TEAM	YEAR	GP	GS	MIN	MPG	TOTAL			3-POINT			FREE THROWS			REBOUNDS				AST	APG	PF	DQ	STL	SPG	BLK	BPG	PTS	PPG
						FGM	FGA	PCT	GM	GA	PCT	FTM	FTA	PCT	OFF	DEF	TOT	RPG										
CLE	14-15	13	13	464	35.7	81	185	.438	27	60	.450	58	69	.841	10	37	47	3.6	50	3.8	29	0	17	1.3	11	0.9	247	19.0
CLE	15-16	21	21	774	36.9	201	423	.475	51	116	.440	77	88	.875	15	47	62	3.0	98	4.7	46	0	36	1.7	13	0.6	530	25.2
TOTAL		34	34	1238	36.4	282	608	.464	78	176	.443	135	157	.860	25	84	109	3.2	148	4.4	75	0	53	1.6	24	0.7	777	22.9

KYRIE IRVING GAME-BY-GAME STATS

DATE	TM	@	OPP	WL	O	P	G	GS	MIN	FG	FGA	FG%	FG3	FG3A	FG3%	FT	FTA	FT%	OREB	DREB	REB	AST	PF	DQ	STL	TO	BLK	PTS	PPG	
10/25/2016	CLE	v	NY	W.	-	G	1	1	30	12	22	.545	4	7	.571	1	1	1.000	1	1	2	4	1	0	2	0	0	29	29.0	
10/28/2016	CLE	@	TOR	W.	-	G	2	2	38	10	23	.435	5	9	.556	1	1	1.000	1	5	6	6	4	0	0	7	0	26	27.5	
10/29/2016	CLE	v	ORL	W.	-	G	3	3	37	7	18	.389	2	6	.333	4	4	1.000	0	4	4	2	2	0	0	1	2	20	25.0	
11/01/2016	CLE	v	HOU	W.	-	G	4	4	35	10	19	.526	4	6	.667	8	8	1.000	1	1	2	4	1	0	0	3	0	32	26.8	
11/03/2016	CLE	v	BOS	W.	-	G	5	5	34	9	18	.500	3	8	.375	2	3	.667	0	4	4	6	3	0	0	3	0	23	26.0	
11/05/2016	CLE	@	PHI	W.	-	G	6	6	34	3	17	.176	0	5	.000	2	3	.667	1	6	7	2	2	0	2	4	0	8	23.0	
11/08/2016	CLE	v	ATL	.L	-	G	7	7	39	11	27	.407	1	7	.143	6	7	.857	0	1	1	4	3	0	0	0	1	29	23.9	
11/11/2016	CLE	@	WAS	W.	-	G	8	8	36	11	23	.478	4	9	.444	3	4	.750	0	2	2	6	3	0	0	2	0	29	24.5	
11/13/2016	CLE	v	CHA	W.	-	G	9	9	27	8	17	.471	1	5	.200	2	2	1.000	2	1	3	4	2	0	1	0	0	19	23.9	
11/15/2016	CLE	v	TOR	W.	-	G	10	10	35	10	20	.500	2	4	.500	2	4	.500	2	3	5	4	3	0	2	5	0	24	23.9	
11/16/2016	CLE	@	IND	.L	-	G	11	11	32	10	20	.500	1	5	.200	3	4	.750	1	1	2	7	3	0	1	2	0	24	23.9	
11/18/2016	CLE	v	DET	W.	-	G	12	12	29	11	15	.733	3	4	.750	0	0	---	0	2	2	11	1	0	1	0	0	25	24.0	
11/23/2016	CLE	v	POR	W.	-	G	13	13	33	8	15	.533	3	6	.500	1	2	.500	0	2	2	6	2	0	1	3	0	20	23.7	
11/25/2016	CLE	v	DAL	W.	-	G	14	14	28	10	13	.769	4	5	.800	1	1	1.000	0	1	1	1	0	0	0	2	1	25	23.8	
11/27/2016	CLE	@	PHI	W.	-	G	15	15	41	14	27	.519	5	11	.455	6	6	1.000	1	3	4	2	0	0	0	1	0	39	24.8	
11/29/2016	CLE	@	MIL	.L	-	G	16	16	31	5	12	.417	2	5	.400	8	8	1.000	0	2	2	3	3	0	1	3	0	20	24.5	
12/01/2016	CLE	v	LAC	.L	-	G	17	17	34	8	19	.421	1	4	.250	11	12	.917	0	2	2	2	2	0	0	4	0	28	24.7	
12/02/2016	CLE	@	CHI	.L	-	G	18	18	38	9	21	.429	0	3	.000	2	3	.667	4	2	6	8	1	0	1	2	0	20	24.4	
12/05/2016	CLE	@	TOR	W.	-	G	19	19	37	9	18	.500	2	6	.333	4	4	1.000	1	1	2	7	4	0	0	6	0	24	24.4	
12/07/2016	CLE	@	NY	W.	-	G	20	20	30	9	17	.529	4	6	.667	6	6	1.000	0	3	3	6	1	0	0	2	0	28	24.6	
12/09/2016	CLE	v	MIA	W.	-	G	21	21	33	9	15	.600	2	4	.500	3	5	.600	0	1	1	3	0	0	0	2	0	23	24.5	
12/10/2016	CLE	v	CHA	W.	-	G	22	22	36	4	13	.308	2	3	.667	1	1	1.000	1	3	4	5	3	0	0	3	0	11	23.9	
12/13/2016	CLE	v	MEM	W.	-	INA																								
12/14/2016	CLE	@	MEM	.L	-	INA																								
12/17/2016	CLE	v	LAL	W.	-	G	23	23	38	8	17	.471	2	6	.333	3	3	1.000	1	5	6	12	0	0	3	2	0	21	23.8	
12/20/2016	CLE	@	MIL	W.	1	G	24	24	45	8	23	.348	3	7	.429	9	9	1.000	0	5	5	5	1	0	0	2	0	28	24.0	
12/21/2016	CLE	v	MIL	W.	-	G	25	25	35	11	17	.647	1	2	.500	8	9	.889	0	6	6	13	2	0	1	4	0	31	24.2	
12/23/2016	CLE	v	BRK	W.	-	G	26	26	26	5	11	.455	1	3	.333	2	2	1.000	1	4	5	10	1	0	6	1	0	13	23.8	
12/25/2016	CLE	v	GS	W.	-	G	27	27	44	11	27	.407	2	5	.400	1	1	1.000	3	3	6	10	0	0	7	2	0	25	23.9	
12/26/2016	CLE	@	DET	.L	-	G	28	28	29	8	20	.400	2	6	.333	0	1	.000	1	4	5	8	3	0	0	3	0	18	23.6	
12/29/2016	CLE	v	BOS	W.	-	G	29	29	42	12	17	.706	2	5	.400	6	7	.857	2	3	5	12	0	0	3	4	0	32	23.9	
12/31/2016	CLE	@	CHA	W.	-	DNP																								
01/02/2017	CLE	v	NO	W.	-	DNP																								
01/04/2017	CLE	v	CHI	.L	-	DNP																								
01/06/2017	CLE	@	BRK	W.	-	G	30	30	36	10	26	.385	3	9	.333	9	9	1.000	0	3	3	4	1	0	2	0	0	32	24.2	
01/08/2017	CLE	@	PHO	W.	-	G	31	31	40	10	20	.500	4	7	.571	3	3	1.000	1	1	2	7	0	0	1	7	0	27	24.3	
01/10/2017	CLE	@	UTA	.L	-	G	32	32	39	5	18	.278	2	8	.250	8	8	1.000	2	2	4	4	3	0	1	3	0	20	24.2	
01/11/2017	CLE	@	POR	.L	-	G	33	33	32	4	16	.250	1	2	.500	2	2	1.000	3	0	3	1	2	0	2	3	0	11	23.8	
01/13/2017	CLE	@	SAC	W.	-	G	34	34	35	10	22	.455	2	7	.286	4	4	1.000	1	3	4	5	5	0	1	3	0	26	23.8	
01/16/2017	CLE	@	GS	.L	-	G	35	35	29	6	19	.316	1	5	.200	4	5	.800	0	2	2	2	3	0	1	6	1	17	23.6	
01/19/2017	CLE	v	PHO	W.	-	G	36	36	33	10	20	.500	2	7	.286	4	5	.800	0	2	2	4	2	0	2	2	0	26	23.7	
01/21/2017	CLE	v	SA	.L	1	G	37	37	41	13	22	.591	3	8	.375	0	1	.000	1	2	3	9	2	0	2	2	0	29	23.8	
01/23/2017	CLE	@	NO	.L	-	G	38	38	42	15	28	.536	8	14	.571	11	11	1.000	0	2	2	4	4	0	2	0	1	49	24.5	
01/25/2017	CLE	v	SAC	.L	1	G	39	39	42	9	19	.474	1	4	.250	1	2	.500	0	1	1	6	3	0	2	3	2	20	24.4	
01/27/2017	CLE	v	BRK	W.	-	G	40	40	31	10	17	.588	3	5	.600	5	5	1.000	0	4	4	6	3	0	0	3	1	28	24.5	
01/29/2017	CLE	v	OKC	W.	-	G	41	41	35	12	22	.545	2	6	.333	3	3	1.000	0	3	3	10	3	0	1	2	0	29	24.6	
01/30/2017	CLE	@	DAL	.L	-	G	42	42	33	7	21	.333	1	8	.125	3	3	1.000	1	4	5	5	3	0	2	6	0	18	24.4	
02/01/2017	CLE	v	MIN	W.	-	G	43	43	31	5	18	.278	1	6	.167	3	4	.750	2	0	2	14	2	0	1	1	0	14	24.2	
02/04/2017	CLE	@	NY	W.	-	DNP																								
02/06/2017	CLE	@	WAS	W.	1	G	44	44	44	8	24	.333	2	7	.286	5	5	1.000	0	1	1	5	3	0	1	3	0	23	24.2	
02/08/2017	CLE	@	IND	W.	-	G	45	45	34	12	22	.545	0	5	.000	5	5	1.000	0	0	0	7	2	0	2	3	0	29	24.3	
02/09/2017	CLE	@	OKC	.L	-	G	46	46	34	11	18	.611	4	5	.800	2	2	1.000	0	1	1	4	3	0	2	6	1	28	24.3	
02/11/2017	CLE	v	DEN	W.	-	G	47	47	35	10	24	.417	5	11	.455	2	2	1.000	1	3	4	5	4	0	1	3	1	27	24.4	
02/14/2017	CLE	@	MIN	W.	-	G	48	48	37	10	27	.370	2	10	.200	3	3	1.000	0	1	1	7	4	0	1	0	1	25	24.4	
02/15/2017	CLE	v	IND	W.	-	G	49	49	34	7	17	.412	3	7	.429	9	9	1.000	0	2	2	7	3	0	2	2	0	26	24.4	
02/23/2017	CLE	v	NY	W.	-	G	50	50	30	9	16	.563	1	4	.250	4	5	.800	1	3	4	6	1	0	1	2	1	23	24.4	
02/25/2017	CLE	v	CHI	.L	-	G	51	51	35	13	25	.520	2	10	.200	6	7	.857	0	9	9	7	2	0	0	2	1	34	24.6	
02/27/2017	CLE	v	MIL	W.	-	G	52	52	37	10	20	.500	2	4	.500	3	3	1.000	0	4	4	9	1	0	2	4	0	25	24.6	
03/01/2017	CLE	@	BOS	.L	-	G	53	53	32	10	19	.526	2	6	.333	6	6	1.000	0	2	2	1	4	0	1	2	1	28	24.7	
03/03/2017	CLE	@	ATL	W.	-	G	54	54	36	14	21	.667	5	8	.625	10	10	1.000	0	2	2	9	0	0	4	3	1	43	25.0	
03/04/2017	CLE	@	MIA</																											

23 LEBRON JAMES

Forward 6-8, 250 lbs 12/30/84 St. Vincent-St. Mary HS (Akron, OH)

Years Pro: 14

DRAFTED: By the Cleveland Cavaliers in the first round (1st overall pick) in the 2003 NBA Draft.

ACQUIRED: Signed as a free agent on July 12, 2014.



2016-17 SEASON:

- Played in 74 games (all starts) with Cleveland
- Averaged a team-high 26.4 points (8th in NBA) on .548 shooting from the field (10th in NBA), a .363 mark from beyond the arc, a career-high 8.6 rebounds (17th in NBA), a career-high 8.7 assists (6th in NBA) and 1.23 steals in 37.8 minutes
- **Became the first player in NBA history to average at least 25.0 points, 8.0 rebounds and 8.0 assists while shooting .540 or better from the field in a single season (Elias Sports Bureau)**
- Registered a career-high 42 double-doubles (11th in NBA) and a career-high 13 triple-doubles (3rd in NBA); Also set a career high for consecutive games with a double-double with 7 straight from Feb. 23 to March 11
- Had an Eastern Conference-best plus/minus of +482 (7th in NBA)
- **It was his 13th straight season averaging at least 25.0 points per game, which is a NBA record for most consecutive seasons with at least 25.0 points in league history;** was also his NBA-record 13th straight season averaging at least 25.0 points, 5.0 rebounds and 5.0 assists
- Finished the season with 1,954 points, 639 rebounds and 646 assists; is just the third Eastern Conference player to post 1,500 points, 600 rebounds and 600 assists in a single season (Michael Jordan in 1988-89 and John Havlicek in 1970-71 and 1971-72)
- Two-time Kia NBA Eastern Conference Player of the Month (October/November & February); has now won the award an NBA-record 34 times
- Four-time Player of the Week award winner in 2016-17 (week ending Oct. 30, Nov. 6, Dec. 11 & Feb. 12); became the first player in Cavaliers history to win the award in the opening week of an NBA season, as well as the first two weeks of a season; has now won the award an NBA-record 57 times
- Made his 13th straight NBA All-Star appearance (all starts); was the top overall vote-getter in the conference among all three voting groups (fans, media, players) and had the most fan votes in the NBA (1,893,751); in the 2017 All-Star Game in New Orleans, he finished with 23 points (10-17 FG) and three rebounds in 19 minutes, while also becoming the first NBA player to score 300 points in All-Star Game history with his 9th point of the night; became the fifth player in league history to start at least 13 All-Star Games, joining Kobe Bryant (15), Kareem Abdul-Jabbar (13), Bob Cousy (13) and Michael Jordan (13); tied Bob Cousy for most consecutive All-Star starts in NBA history (13)
- **Scored in double figures in all 74 games, increasing his consecutive double-digit scoring streak to 791 (second-longest streak in NBA history);** passed Kareem Abdul-Jabbar (787) for the second-longest streak on April 4 against Orlando
- Also had 61 games of at least 20 points, 23 games of at least 30 points and two games of at least 40 points; scored 20 points or more in a season-high 12 straight games from Jan. 16 to Feb. 8
- Posted a season-high 44 points (17-24 FG, 5-10 3FG), nine rebounds, 10 assists and three steals in 42 minutes in the win over Charlotte on Dec. 10; became the first NBA player with 44 points, 9 rebounds, 10 assists and .700 FG percentage in a game since Wilt Chamberlain on March 18, 1968 (53/32/14/.828); also reached his 7,000th career assist with his fourth dish on the evening, which is the most among all frontcourt players in NBA history
- Had a career-high 29 games of 10 assists or more; Dished out a career-high 17 assists to go along with 32 points (12-18 FG, 6-8 3FG) and seven rebounds in 42 minutes a win at Washington on Feb. 6; became the first player in team history to record 32-7-17 in a game
- Pulled down 10 or more rebounds in a career-best 26 games; Had a season-high 17 rebounds, while adding 30 points and six assists in 39 minutes versus Miami on March 6
- Made at least two three-pointers 34 times, three three-pointers 17 times; four three-pointers 10 times; five three-pointers four times; and a season-high six three-pointers on two occasions (Feb. 6 at WAS and March 3 at ATL)
- Swiped a season-high four steals at Utah on Jan. 10; had a season-high three blocks twice (Dec. 29 vs. BOS and Feb. 23 vs. NYK)
- Posted 55 games with at least 20 points, five rebounds and five assists; Had 23 games with at least 20 points and 10 assists
- Shot .500 from the field or better on 54 occasions, including 25 games of at least .600 or better, eight games with at least .700 mark or better; Shot a season-high .800 (12-15) from the field for 27 points against Atlanta on April 7
- **Became the youngest player in league history (32 years, 36 days) and eighth NBA player to reach 28,000 career points** with his 12th point at New York on Feb. 4, 2017; also was the youngest player in NBA history to reach the 27,000-point plateau (31 years, 317 days) with his seventh point at Washington on Nov. 11, 2016
- **Climbed to 13th place on the NBA's all-time FGM list;** passed Patrick Ewing (9,702) for 15th all-time in field goals made with his 7th basket at Toronto on Oct. 28, 2016; moved past Dominique Wilkins (9,963) for 14th place with his first basket against New Orleans on Jan. 2, 2017; passed Tim Duncan (10,285) for 13th all-time in field goals made with his eighth basket against Utah on March 16, 2017; made his 10,000th career field goal with his second basket at Phoenix on Jan. 8, 2017
- **Moved into 7th place on the NBA's all-time scoring list** after passing Shaquille O'Neal (28,596) with his free throw at the 4:28 mark of the fourth quarter at Chicago on March 30, 2017; on the season, also passed Hakeem Olajuwon (26,946) for 10th all-time in scoring with his first basket at Philadelphia on Nov. 5, 2016; passed Elvin Hayes (27,313) for 9th on the NBA's all-time scoring list with a layup at the 6:57 mark of the fourth quarter against Miami on Dec. 9, 2016; moved past Moses Malone (27,409) for 8th place with his first basket at Milwaukee on Dec. 20, 2016
- **Reached 12th place on the NBA's all-time assists list** after moving past Maurice Cheeks (7,392) with his seventh helper against Washington on March 25; during the season, also passed Guy Rodgers (6,917) for 17th all-time in assists with his fourth helper against Portland on Nov. 23, 2016; passed Bob Cousy (6,955) for 16th on the NBA's all-time assists list with his first assist against the L.A. Clippers on Dec. 1, 2016; moved past Tim Hardaway (7,095) for 15th with his second assist at Portland on Jan. 11, 2017; moved past Terry Porter (7,160) for 14th all-time in assists with his first helper against Brooklyn on Jan. 27, 2017; passed Lenny Wilkens (7,211) for 13th all-time in assists with his second dish and also passed Magic Johnson (1,724) for 20th in all-time steals at Washington on Feb. 6, 2017
- Knocked down his 1,400th career three-pointer and swiped his 1,700th career steal against Chicago on Jan. 4, 2017
- Played in his 1,000th career regular season game against Dallas on Nov. 25, 2016; recorded his 800th career block at Indiana on Feb. 8, 2017
- Passed Brad Daugherty (4,020) for 1st place in defensive rebounds in franchise history with his fifth one against Orlando on Oct. 29, 2016; passed Brad Daugherty (5,227) for 2nd place in total rebounds in franchise history with his third board against Denver on Feb. 11, 2017; moved past Danny Ferry (723) for 2nd place in games played in franchise history against Chicago on Jan. 4, 2017
- **Became the first player in franchise history to score 20,000 points as a Cavalier** with his sixth point against Oklahoma City on Jan. 29, 2017; also became the first Cavs player to knock down 1,000 three-pointers in franchise history with his lone triple at Philadelphia on Nov. 27, 2016 and the first Cavs player to reach 5,000 assists in franchise history with his sixth dish at Toronto on Dec. 5, 2016
- Recorded his 50th career triple-double at Detroit on March 9, 2017; also recorded back-to-back triple-doubles on two occasions this past season: Jan. 23 (at NOP) to Jan. 25 (vs. SAC) and March 9 (at DET) to March 11 (at ORL); prior to this season, the last time he registered a triple-double in consecutive games was in March 2009 (three straight)
- Recorded a triple-double in the Cavaliers' season opening win over New York on Oct. 25, 2016 (19 pts, 11 rebs, 14 asts); it was the first ever triple-double on opening night in franchise history; was the first NBA player to have a triple-double in a season opener since Jason Kidd on Nov. 1, 2006
- Among his 13 triple-doubles, had six 20-29 point triple-doubles, two 30-39 point triple-double and one 40-point triple-double (41 pts, 14 rebs, 11 asts vs. Indiana on April 2) in 2016-17; increased his career total to 55 triple-doubles, the 7th-most in NBA history
- Led or tied for the team lead in scoring in 41 games, 21 games in rebounds, 58 games in assists, 24 games in steals and 19 games in blocks
- Was a DNP-CD four times, a DND once and a NWT twice
- Missed five games due to rest on 11/16, 12/14, 12/26, 3/4 and 3/18; missed one game due to illness on 2/25; missed two games due to a right calf strain on 4/10 and 4/12
- Was placed on the Inactive List one time

PLAYOFF CAREER: For his postseason career, has appeared in 199 playoff contests (all starts) with averages of 28.0 points, 8.8 rebounds, 6.8 assists and 1.8 steals in 42.1 minutes per game...three-time NBA Finals MVP and champion (2012, 2013, 2016)...ranks among the NBA postseason all-time leaders in triple-doubles (16, 2nd), free throws made (1,355, 2nd), assists (1,348, 3rd), scoring average (28.0, 5th, min. 5 games), points (5,572, 4th), field goals made (1,965, 6th), steals (354, 4th), three-pointers made (287, 5th) and rebounds (1,758, 9th)...is the only player to rank in the Top 10 in points, rebounds and assists in NBA playoff history...is Cleveland's postseason leader in points, scoring average, field goals made, three-point field goals made, free throws made, assists, steals, blocks and minutes...has scored in double figures in 197 postseason games, including an NBA playoff-record 176 contests with at least 20 points, 84 games of 30-or-more points and 17 of 40-or-more points (five in Finals competition)...the only players with more 30-point playoff games are Michael Jordan (109) and Kobe Bryant (88)...has amassed 87 double-doubles and 16 triple-doubles...holds 63 career playoff games of at least 30 points, five rebounds and five assists, the most in NBA history (Michael Jordan is second with 51 such games)...has been his team's outright leader in points, rebounds and assists in 38 postseason games, the most all-time and 25 more than the player with the next-most, Larry Bird with 13...played in six straight NBA Finals (2011-2016), the only player to do so since the 1960s Boston Celtics (Bill Russell, Sam Jones, K.C. Jones, Satch Sanders, Tom Heins ohn, Frank Ramsey and Bob Cousy)...is the second player to play in at least three NBA Finals with two different teams, joining Dennis Rodman (Pistons and Bulls)...his seven triple-doubles in the NBA Finals only trails Magic Johnson (8) for the most all-time...has three triple-doubles with 30-plus points in NBA Finals competition, matching the total for all other players in the shot-clock era (Jerry West, James Worthy, and Charles Barkley had one each)...has eight career games with at least 30 points, 10 rebounds and five assists in The Finals, the most all-time...has the most 20-point triple-doubles in NBA postseason history (14)...scored at least 20 points in 25 consecutive playoff games from May 20, 2015-June 2, 2016, the longest of his playoff career (prev. 24 straight from May 12, 2008-April 25, 2010)...his teams have won at least one road game in 26 consecutive series, the longest in NBA history...started all 21 games during Cleveland's NBA title run in the **2016 Playoffs**...averaged a team-high 26.3 points on .525 shooting, 9.5 rebounds, 7.6 assists, 2.33 steals and 1.29 blocks in 39.1 minutes...had a 2016 Playoff-high +209 plus/minus and posted a team-best 13 double-doubles...recorded 552 total points, the 6th postseason he has tallied 500 or more points, second to Michael Jordan (8 postseasos)...shot at least .500 from the field or better 15 times and swiped at least two steals in 18 of the 21 playoff games...in the First Round against Detroit, posted three double-doubles and averaging 22.8 points, 9.0 rebounds, a team-high 6.8 assists and 1.8 steals in 41.2 minutes...against the Hawks in the Second Round, averaged 24.3 points on .507 shooting, including .421 (8-19) from deep, 8.5 rebounds, 7.8 assists and 3.0 steals in 36.5 minutes per game...in the ECF against the Raptors, averaged 26.0 points, 8.5 rebounds, 6.7 assists, 2.0 steals and 1.0 block in 36.5 minutes; his .622 (61-98) shooting percentage was just shy of breaking his highest field goal percentage in a playoff series (.627 in 2013 First Round)...on May 17 against Toronto, shot 11-13 (.846) from the field for 24 points in 28 minutes; in the first half, shot a perfect 7-7 from the floor, marking the first time in his postseason career he shot perfect from the field in any half...his .846 mark for the game was his highest field-goal percentage in a playoff game and the 3rd-highest for any Cavaliers player in a playoff game in which he took at least 10 shots from the field (Larry Nance 11-12 vs. Chicago in 1993; and Drew Gooden 11-12 vs. Washington in 2006)...won his 3rd Finals MVP after averaging 29.7 points (208), 11.3 rebounds (79), 8.9 assists (62), 2.57 steals (18) and 2.29 blocks (16) against Golden State...is the first player in NBA history to lead all players in all five categories for an entire playoff series...no other player in NBA history has also ever produced 208 points, 79 rebounds and 62 assists in one NBA Finals series...became the 5th player to win three Finals MVPs; the others are Michael Jordan, Shaquille O'Neal, Tim Duncan and Magic Johnson...joined Kareem Abdul-Jabbar as the only players in NBA history to win Finals MVP with multiple teams and the 4th player to win 3 Finals MVPs and 4 regular season MVPs (Michael Jordan, Bill Russell and Kareem Abdul-Jabbar)...his 29.7 points-per-game average in the Finals was the highest by a player on the winning team in any seven-game Finals series in NBA history...connected on two three-pointers in Game 1 of the NBA Finals at Golden State on June 2 to become the all-time Finals leader in threes (57), one more than Robert Horry and Ray Allen; currently has 68 triples for his NBA Finals career...in Game 5 of the Finals, had 41 points on 16-30 (.533) shooting, including 4-8 (.500) from deep, a game-high 16 rebounds, seven assists, three steals and three blocks in 43 minutes; joined Shaquille O'Neal (2001), Magic Johnson (1980) and Cliff Hagan (1961) as the only players in NBA history to score at least 40 points, grab 15 rebounds and dish out at least five assists in a Finals game...in Game 6 of the Finals on June 16, tallied 41 points on 16-27 (.593) shooting, eight rebounds, 11 assists, four steals and three blocks in 43 minutes; it was his second straight 40-point contest, becoming just the 5th player with at least 40 points in consecutive NBA Finals games (Games 5-6), joining Jerry West (1965 and 1969 Lakers), Rick Barry (1967 Warriors), Michael Jordan (1993 Bulls, doing so in four straight games), and Shaquille O'Neal (2000 Lakers)...after tallying 27 points, 11 rebounds and 11 assists in Game 7, became the 3rd player to have a triple-double in Game 7 of the NBA Finals (James Worthy 1988, Jerry West 1969)...played in all 20 games during the Cavs' NBA Finals run in the **2015 Playoffs**, recording an NBA-high 14 double-doubles (three triple-doubles) and averaging 30.1 points, 11.3 rebounds, 8.5 assists, 1.7 steals and 1.1 blocks in 42.2 minutes per game...first player since Oscar Robertson to produce 30.0 points, 11.0 rebounds and 8.0 assists in a single postseason...in the First Round series against Boston, averaged 27.0 points, 9.0 rebounds, 6.5 assists, 2.3 steals and 1.5 blocks in 43.0 minutes...in the six games against Chicago in the Eastern Conference Semifinals, averaged 26.2 points, 11.0 rebounds and 8.8 assists to go along with five double-doubles; became the first player since Magic Johnson in 1991 to finish a series with averages of 25 points, 10 rebounds and eight assists...drained a 21-foot baseline jumper as time expired to give the Cavs an 86-84 victory in Game 4 of the Eastern Conference Semifinals at Chicago on May 10...in Game 5 of the Semifinals against Chicago, registered 38 points, 12 rebounds, six assists, three steals, three blocks and zero turnovers in 41 minutes, becoming just the third player in NBA postseason history to record at least 35 points, 10 boards, five assists, three steals and three blocks in a playoff game, joining Dwayne Wade (at Dallas 6/20/2006) and Elvin Hayes (vs. Buffalo 4/20/1975); since the league began recording turnovers in 1977-78, he is the only NBA player in playoff history to record that stat line while also having zero turnovers...in the Eastern Conference Finals against Atlanta, averaged a near triple-double with 30.3 points, 11.0 rebounds, 9.3 assists and 2.0 steals in 38.3 minutes per game; no other player in league history has ever averaged at least 30.0 points, 10.0 rebounds and 9.0 assists in a playoff series...in the Game 3 win over Atlanta in the Eastern Conference Finals on May 24, collected a triple-double with game-highs of 37 points, 18 rebounds (playoff career-high eight offensive) and 13 assists, to go along with three steals in 47 minutes; became the first player in NBA postseason history to put together a stat line of at least 37 points, 18 rebounds and 13 assists...in six games during the NBA Finals versus Golden State, recorded five double-doubles and two triple-doubles, while averaging 35.8 points, 13.3 rebounds, 8.8 assists and 1.3 steals in 45.7 minutes...became the first player in Finals history to lead the series in points, rebounds and assists...became the first player to produce two triple-doubles with 30 or more points in one Finals series...in Game 1 against the Warriors, tallied a 2015 Playoff-high 44 points, eight rebounds and six assists in 46 minutes...during Game 2's win at Golden State on Jan. 7, registered a triple-double with game highs in points (39), rebounds (16) and assists (11), becoming the first player in NBA playoff history to reach those totals...in Game 5 against the Warriors, notched another triple-double with 40 points, 14 rebounds and 11 assists; only three other players scored 40 points in a playoff triple-double: Oscar Robertson (twice in 1963), Jerry West (1969), and Charles Barkley (1993)...became just the sixth player in NBA history to score 5,000 career playoff points after posting 32 points, 18 rebounds, nine assists and two steals in 47 minutes in Game 6 of the Finals on June 16...in the **2014 Playoffs**, led Miami to its fourth straight NBA Finals appearance...played in 20 games (all starts) with averages of 27.4 points on .565 shooting, including .407 (35-86) from beyond the arc, 7.1 rebounds, 4.8 assists and 1.8 steals in 38.2 minutes per game...also shot a postseason career-high .806 (129-160) from the foul line...scored 22 points or more in all but one game, including seven 30-plus point performances...matched his postseason career high with 49 points on 16-24 (.667) shooting, six rebounds and three steals in 43 minutes at Brooklyn on May 12...recorded four double-doubles...ranked second in the playoffs in points per game...became the first player in NBA postseason history to average at least 27.0 points, 7.0 rebounds and 4.0 assists while shooting .500 from the field and .400 from the three-point line...averaged 30.0 points on .557 shooting, 8.0 rebounds, 6.0 assists and 2.3 steals in 39.3 minutes in the opening round sweep over Charlotte...also averaged 30.0 points on .570 shooting, 6.4 rebounds, 3.6 assists and 1.2 steals in 40.4 minutes in the semifinals 4-1 series against Brooklyn...in the Eastern Conference Finals versus Indiana, averaged 22.8 points on .559 shooting, 6.3 rebounds, 5.5 assists and 1.8 steals in 35.8 minutes per game...In the NBA Finals against San Antonio, notched two double-doubles and averaged 28.2 points on .571 shooting, including .519 (14-27) from the three-point line, 7.8 rebounds, 4.0 assists and 2.0 steals in 37.8 minutes per game...tallied 35 points and 10 rebounds in 38 minutes in Game 2's win over the Spurs...in the **2013 Playoffs**, started all 23 games for the NBA Champion Heat and averaged 25.9 points (.491 FG%, .777 FT%), 8.4 rebounds, 6.6 assists, 1.78 steals and 4.18 minutes...was named MVP Finals MVP for the second straight year...led the Heat in points, scoring average, field goals made and attempted, free throws made and attempted, defensive and total rebounds, assists, steals, dunks and minutes and tied for the lead in three-point field goals attempted...topped Miami in scoring 18 times, in minutes 22 times, in assists in 17 occasions, in rebounds 13 times and in steals 12 times (all team highs)...also topped the squad in blocks five times...scored in double figures in all 23 games, including 18 games with at least 20 points and eight games with 30-or-more points...grabbed double-figure rebounds seven times and handed out double-figure assists three times...recorded seven double-doubles and three triple-doubles...averaged 24.5 points (.627 FG%, .700 FT%), 7.8 rebounds, 6.8 assists, 1.00 steals and 36.8 minutes in the Opening Round vs. Milwaukee...led Miami in points, scoring average, field goals made and attempted, field goal percentage, free throws made and attempted, assists and minutes vs. the Bucks...averaged 23.6 points (.438 FG%, .808 FT%), 7.8 assists, 7.0 rebounds, 2.20 steals and 41.6 minutes in the Eastern Conference Semifinals vs. Chicago...led the Heat in points, scoring average, field goals made and attempted, free throws made and attempted, assists, steals and minutes vs. Chicago...averaged 29.0 points (.510 FG%, .778 FT%), 7.3 rebounds, 5.3 assists, 1.43 steals, 1.43 blocks and 43.4 minutes in the Eastern Conference Finals vs. Indiana...led Miami in points, scoring average, field goals made and attempted, three-point field goals made and attempted, free throw made and attempted, defensive and total rebounds, assists, blocks and minutes and tied for the team lead in steals vs. Indiana...recorded a triple-double with 30 points, 10 rebounds and 10 assists and hit a game-winning lay-up at the buzzer in overtime in Game 1 on May 22...averaged 25.3 points (.447 FG%, .795 FT%), 10.9 rebounds, 7.0 assists, 2.29 steals and 43.0 minutes in the NBA Finals vs. San Antonio...led Miami in points, scoring average, field goals made and attempted, three-point field goal attempts, free throws made and attempted, defensive and total rebounds, assists, steals and minutes vs. the Spurs...posted a pair of triple-doubles in the Finals...had 18 points, 18 rebounds (including 16 defensive to tie his postseason career high) and 10 assists in Game 1 on June 6 and 32 points, 11 assists and 10 rebounds in Game 6 on June 18...had a game-high 37 points (his 2013 postseason high) and a team-high 12 rebounds in Miami's Game 7 title-clinching victory on June 20...during the **2012 Playoffs**, started all 23 games for the NBA Champion Heat and averaged 30.3 points (.500 FG%, .739 FT%), 9.7 rebounds, 5.6 assists, 1.87 steals and 42.7 minutes...was named the unanimous MVP of the NBA Finals...led the Heat in points, scoring average, field goals made and attempted, field goal percentage, free throws made and attempted, offensive rebounds, defensive rebounds, total rebounds, assists, steals and minutes...topped Miami in points a team-high 19 times and also led the squad in minutes 17 times, in steals 13 times, in assists in 12 contests, in rebounds 10 times and in blocks on five occasions...scored in double figures in all 23 games, including 22 games with at least 20 points, 13 games with 30-or-more points and a pair of 40-point efforts...set a postseason franchise record for most consecutive 30-point games with five (June 5-14)...grabbed double-figure rebounds 10 times and handed out double-figure assists twice...recorded 11 double-doubles and one triple-double...averaged 27.8 points (.478 FG%, .807 FT%), 6.2 rebounds, 5.6 assists, 2.20 steals and 37.8 minutes in the Opening Round vs. New York...led Miami in points, field goals attempted, free throws made and attempted, assists and minutes and tied for the team lead in field goals made and defensive rebounds vs. New York...averaged 30.0 points (.504 FG%, .725 FT%), 10.8 rebounds, 6.2 assists, 2.67 steals and 42.6 minutes in the Eastern Conference Semifinals vs. Indiana...topped Miami in points, field goals made and attempted, offensive rebounds, defensive rebounds, total rebounds, assists, steals and minutes vs. Indiana...averaged 33.6 points (.527 FG%, .650 FT%), 11.0 rebounds, 3.9 assists, 1.29 blocks, 1.14 steals and 45.9 minutes in the Eastern Conference Finals vs. Boston...his 33.6

ppg scoring average vs. Boston is the second highest individual series scoring average in Heat postseason history...led Miami in points, field goals made and attempted, free throws made and attempted, defensive and total rebounds and minutes vs. Boston...with Miami facing elimination in Game 6 at Boston on June 7 he tallied 45 points, 15 rebounds and five assists while shooting 19-26 (.731) from the floor...his 19 field goals made in Game 6 set a Heat single-game postseason record...matched his postseason career highs in both free throws made (18) and attempted (24) in Game 2 vs. Boston on May 30...averaged 28.6 points (.472 FG%, .826 FT%), 10.2 rebounds, 7.4 assists, 1.60 steals and 44 minutes in the NBA Finals vs. Oklahoma City en route to being named the unanimous MVP of the series...led Miami in points, field goals made and attempted, free throws made and attempted, defensive and total rebounds, assists and minutes vs. OKC and tied for the team lead in offensive rebounds...recorded only the second triple-double in Miami postseason history in the series-clinching Game 5 on June 21 as he tallied 26 points, a postseason career-high tying 13 assists and 11 rebounds...in the **2011 Playoffs**, started all 21 games for the Heat and averaged 23.7 points (.466 FG%, .763 FT%), 8.4 rebounds, 5.9 assists, 1.67 steals, 1.19 blocks and 43.9 minutes...led Miami in minutes played, three-point field goals attempted, defensive rebounds, assists and steals and tied for the team lead in field goals attempted...topped Miami in scoring and rebounds eight times each, in minutes 18 times, in assists on 13 occasions and in blocks in six games...scored in double figures on 20 occasions, including 15 games with at least 20 points and five 30-point efforts...grabbed double-figure rebounds on seven occasions and handed out double-figure assists twice...posted eight double-doubles and one triple-double...averaged 24.2 points (.469 FG%, .820 FT%), 10.6 rebounds, 6.2 assists and 42.2 minutes in Miami's Opening Round series vs. Philadelphia and led the team in points, free throws made and attempted, defensive and total rebounds, assists and minutes...averaged 28.0 points (.472 FG%, .667 FT%), 8.2 rebounds, 3.6 assists, 1.87 steals, 1.80 blocks and 44.6 minutes in the Eastern Conference Semifinals vs. Boston...led Miami in field goals attempted, three-point field goals made and attempted and minutes vs. Boston and tied for the team lead in field goals made and blocks...averaged 25.8 points (.447 FG%, .864 FT%), 7.8 rebounds, 6.5 assists, 2.40 steals, 1.80 blocks and 45.2 minutes in the Eastern Conference Finals vs. Chicago...led Miami in points, field goals attempted, three-point field goals made and attempted, free throws made and attempted, offensive and total rebounds, assists, steals and minutes in the conference finals and tied for the lead in field goals made...averaged 17.8 points (.478 FG%, .600 FT%), 7.2 rebounds, 6.8 assists, 1.67 steals and 43.7 minutes in the NBA Finals vs. Dallas...led Miami in defensive rebounds, assists, steals and minutes in the Finals...recorded the first triple-double in Heat postseason history with 17 points, 10 rebounds and 10 assists in Game 5 at Dallas on June 9...during the **2010 Playoffs**, started all 11 games for the Cavs and averaged 29.1 points (.502 FG%, .733 FT%), 9.3 rebounds, 7.6 assists, 1.82 blocks, 1.73 steals and 41.8 minutes...led Cleveland in points, field goals made and attempted, three-point field goals made and attempted, free throws made and attempted, defensive and total rebounds, assists, steals, blocks and minutes...scored in double figures in all 11 contests, including nine games with at least 20 points, five games with 30-or-more points and one 40-point performance...grabbed double-figure rebounds four times and handed out double-figure assists twice...recorded four double-doubles and two triple-doubles...averaged 31.8 points (.567 FG%, .720 FT%), 9.2 rebounds, 8.2 assists, 2.40 blocks, 1.20 steals and 40.8 minutes in Cleveland's Opening Round series vs. Chicago...averaged 26.8 points (.447 FG%, .743 FT%), 9.3 rebounds, 7.2 assists, 2.17 steals, 1.33 blocks and 42.3 minutes in the Eastern Conference Semifinals vs. Boston...during the **2009 Playoffs**, started all 14 games for Cleveland and averaged 35.3 points (.510 FG%, .749 FT%), 9.1 rebounds, 7.3 assists, 1.64 steals and 41.4 minutes...led the NBA in scoring average...led the Cavs in points, scoring average, field goals made and attempted, field goal percentage, free throws made and attempted, defensive and total rebounds, assists and steals...scored at least 25 points in all 14 games, including nine games with at least 30 points and four 40-point performances...grabbed double-figure rebounds seven times, including a postseason career-high four consecutive games (Apr. 21-May 5)...handed out double-figure assists once...posted seven double-doubles and one triple-double...averaged 32.0 points (.506 FG%, .797 FT%), 11.3 rebounds, 7.5 assists, 1.50 steals and 40.8 minutes in Cleveland's Opening Round sweep of Detroit...his 11.3 rebounds per game average vs. Detroit is his high for a postseason series...averaged 33.8 points (.556 FG%, .696 FT%), 8.3 rebounds, 6.0 assists, 2.50 steals and 37.8 minutes in the Eastern Conference Semifinals sweep of Atlanta...averaged 38.5 points (.487 FG%, .745 FT%), 8.3 rebounds, 8.0 assists, 1.17 steals and 44.3 minutes in the Eastern Conference Finals vs. Orlando...the 38.5 points per game scoring average vs. Orlando is his personal high in a playoff series...scored a Cavs playoff franchise-record 49 points vs. Orlando in Game 1 on May 20...made the game-winning buzzer-beating shot in Game 2 vs. Orlando on May 22...recorded his lone triple-double of the 2009 postseason with 37 points, 14 rebounds and 12 assists in Game 5 vs. Orlando on May 28 becoming the first player to record at least each of those numbers in a postseason game since Oscar Robertson on Mar. 21, 1963...in the **2008 Playoffs**, started all 13 games for Cleveland and averaged 28.2 points (.411 FG%, .731 FT%), 7.8 rebounds, 7.6 assists, 1.77 steals, 1.31 blocks and 42.5 minutes...led the Cavs in points, scoring average, field goals made and attempted, three-point field goal attempts, free throws made and attempted, defensive and total rebounds, assists, steals, blocks and minutes...scored in double figures in all 13 games, including 12 games with at least 20 points, seven games with 30-or-more points and one 40-point performance...grabbed double-figure rebounds on four occasions and handed out double-figure assists three times...posted six double-doubles and one triple-double...averaged 29.8 points (.483 FG%, .701 FT%), 9.5 rebounds, 7.7 assists, 1.33 steals, 1.33 blocks and 41.3 minutes in the Opening Round series vs. Washington...averaged 26.7 points (.355 FG%, .756 FT%), 7.6 assists, 6.4 rebounds, 2.14 steals 1.29 blocks and 43.4 minutes in the Eastern Conference Semifinals vs. Boston...scored 45 points in Game 7 at Boston on May 18, the fourth highest individual point total scored in a Game 7 in NBA playoff history...during the **2007 Playoffs**, started all 20 games for the Cavs and averaged 25.1 points (.416 FG%, .755 FT%), 8.1 rebounds, 8.0 assists, 1.70 steals and 44.7 minutes...led the Cavs in points, scoring average, field goals made and attempted, three-point field goal attempts, free throws made and attempted, defensive rebounds, assists, steals and minutes...scored in double figures in all 20 games, including 16 games with at least 20 points, six games with 30-or-more points and one 40-point performance...grabbed double-figure rebounds four times and handed out double-figure assists on four occasions...set a franchise record for double-doubles in a playoff season with eight...averaged 27.8 points (.425 FG%, .813 FT%), 8.5 rebounds, 7.5 assists, 1.75 steals and 45.5 minutes in Cleveland's Opening Round sweep of Washington...averaged 24.7 points (.423 FG%, .754 FT%), 8.5 assists, 7.3 rebounds, 1.17 steals and 44.0 minutes in the Eastern Conference Semifinals vs. New Jersey...averaged 25.7 points (.449 FG%, .741 FT%), 9.2 rebounds, 8.5 assists, 2.67 steals and 46.2 minutes in the Eastern Conference Finals vs. Detroit...scored a then franchise-record 48 points on 18-33 shooting in Game 5 at Detroit on May 31...scored 29 of Cleveland's final 30 points in Game 5, including each of their last 25 points overall...averaged 22.0 points (.356 FG%, .690 FT%), 7.0 rebounds, 6.8 assists, 1.00 steals and 42.5 minutes in the NBA Finals vs. San Antonio...during the **2006 Playoffs**, started all 13 games for the Cavs and averaged 30.8 points (.476 FG%, .737 FT%), 8.1 rebounds, 5.8 assists, 1.38 steals and 46.5 minutes...led the Cavs in scoring, field goals made and attempted, three-point field goals made and attempted, free throws made and attempted, defensive and total rebounds, assists and minutes...scored at least 20 points in all 13 games, including eight games with 30-or-more points and a pair of 40-point efforts...grabbed double-figure rebounds four times and handed out double-figure assists twice...posted four double-doubles and a pair of triple-doubles...averaged 35.7 points (.510 FG%, .746 FT%), 7.5 rebounds, 5.7 assists, 1.33 steals and 47.2 minutes in Cleveland's Opening Round series vs. Washington...his scoring average against the Wizards was the third highest in NBA history for a player in his debut series trailing only Wilt Chamberlain (38.7 ppg in 1960) and Kareem Abdul-Jabbar (38.2 ppg in 1970)...recorded a triple-double with 32 points, 11 rebounds and 11 assists in Game 1 vs. Washington on Apr. 22 to become only the third player in NBA history to record a triple-double in his postseason debut joining Johnny McCarthy and Magic Johnson...became the first player in NBA history to score over 40 points in his first road playoff game with 41 points in Game 3 at Washington on Apr. 28...averaged 26.6 points (.442 FG%, .727 FT%), 8.6 rebounds, 6.0 assists, 1.43 steals and 46.0 minutes in Cleveland's Eastern Conference Semifinal series vs. Detroit.

All-Time Playoff Scoring Leaders		All-Time Playoff Rebound Leaders		All-Time Playoff Assists Leaders	
Player	Points	Player	Rebounds	Player	Assists
1. Michael Jordan	5,987	1. Bill Russell	4,104	1. Magic Johnson	2,346
2. Kareem Abdul-Jabbar	5,762	2. Wilt Chamberlain	3,913	2. John Stockton	1,839
3. Kobe Bryant	5,640	3. Tim Duncan	2,859	3. LEBRON JAMES	1,348
4. LEBRON JAMES	5,572	4. Shaquille O'Neal	2,508	4. Jason Kidd	1,263
5. Shaquille O'Neal	5,250	5. Kareem Abdul-Jabbar	2,481	5. TONY PARKER	1,112
6. Tim Duncan	5,172	6. Karl Malone	2,062	6. Larry Bird	1,062
7. Karl Malone	4,761	7. Wes Unseld	1,777	7. Steve Nash	1,061
8. Jerry West	4,457	8. Robert Parish	1,765	8. Scottie Pippen	1,048
9. Larry Bird	3,897	9. LEBRON JAMES	1,758	9. Kobe Bryant	1,040
10. TONY PARKER	3,885	10. Elgin Baylor	1,724	10. Michael Jordan	1,022

**LeBron James is currently the ONLY player in NBA postseason history to rank in the Top 10 in points, rebounds and assists.*

23 LEBRON JAMES

JAMES HIGHS	2016-17 SEASON HIGHS	CAREER HIGHS	PLAYOFF HIGHS
Points	44 vs. Charlotte 12/10/16	61 vs. Charlotte 3/3/14	49 2 Times
Field Goals Made	17 vs. Charlotte 12/10/16	22 vs. Charlotte 3/3/14	20 vs. Orlando 5/20/09
Field Goals Attempted	29 vs. Indiana 4/2/17	36 @ Toronto 3/20/05	38 @ Golden State 6/4/15
Three Point Field Goals Made	6 2 Times	8 2 Times	7 @ Washington 4/30/06
Three Point FG Attempted	11 @ Houston 3/12/07	13 3 Times	12 @ Washington 4/30/06
Free Throws Made	14 @ Charlotte 3/24/17	24 @ Miami 3/12/06	18 2 Times
Free Throws Attempted	16 @ Charlotte 3/24/17	28 @ Miami 3/12/06	24 2 Times
Offensive Rebounds	5 2 Times	7 2 Times	8 vs. Atlanta 5/24/15
Defensive Rebounds	14 vs. Miami 3/6/17	17 vs. New York 4/14/05	16 2 Times
Total Rebounds	17 vs. Miami 3/6/17	19 vs. Charlotte 1/11/08	19 @ Boston 5/13/10
Assists	17 @ Washington 2/6/17	17 @ Washington 2/6/17	14 @ Chicago 5/8/15
Steals	4 @ Utah 1/10/17	7 @ Memphis 12/13/04	6 vs. Indiana 5/15/12
Blocks	3 2 Times	5 2 Times	5 @ Boston 5/7/11
Minutes Played	52 vs. Indiana 4/2/17	55 vs. Memphis 11/29/03	53 @ Washinton 5/5/06

NBA REGULAR SEASON

TEAM	YEAR	GP	GS	MIN	MPG	TOTAL			3-POINT			FREE THROWS			REBOUNDS				AST	APG	PF	DQ	STL	SPG	BLK	BPG	PTS	PPG
						FGM	FGA	PCT	GM	GA	PCT	FTM	FTA	PCT	OFF	DEF	TOT	RPG										
CLE	03-04	79	79	3122	39.5	622	1492	.417	63	217	.290	347	460	.754	99	333	432	5.5	465	5.9	149	0	130	1.6	58	0.7	1654	20.9
CLE	04-05	80	80	3388	42.4	795	1684	.472	108	308	.351	477	636	.750	111	477	588	7.4	577	7.2	146	1	177	2.2	52	0.7	2175	27.2
CLE	05-06	79	79	3361	42.5	875	1823	.480	127	379	.335	601	814	.738	75	481	556	7.0	521	6.6	181	0	123	1.6	66	0.8	2478	31.4
CLE	06-07	78	78	3190	40.9	772	1621	.476	99	310	.319	489	701	.698	83	443	526	6.7	470	6.0	171	1	125	1.6	55	0.7	2132	27.3
CLE	07-08	75	74	3027	40.4	794	1642	.484	113	359	.315	549	771	.712	133	459	592	7.9	539	7.2	165	1	138	1.8	81	1.1	2250	30.0
CLE	08-09	81	81	3054	37.7	789	1613	.489	132	384	.344	594	762	.780	106	507	613	7.6	587	7.2	139	0	137	1.7	93	1.1	2304	28.4
CLE	09-10	76	76	2966	39.0	768	1528	.503	129	387	.333	593	773	.767	71	483	554	7.3	651	8.6	119	0	125	1.6	77	1.0	2258	29.7
MIA	10-11	79	79	3063	38.8	758	1485	.510	92	279	.330	503	663	.759	80	510	590	7.5	554	7.0	163	0	124	1.6	50	0.6	2111	26.7
MIA	11-12	62	62	2326	37.5	621	1169	.531	54	149	.362	387	502	.771	94	398	492	7.9	387	6.2	96	0	115	1.9	50	0.8	1683	27.1
MIA	12-13	76	76	2877	37.9	765	1354	.565	103	254	.406	403	535	.753	97	513	610	8.0	551	7.3	110	0	129	1.7	67	0.9	2036	26.8
MIA	13-14	77	77	2902	37.7	767	1353	.567	116	306	.379	439	585	.750	81	452	533	6.9	488	6.3	126	1	121	1.6	26	0.3	2089	27.1
CLE	14-15	69	69	2493	36.1	624	1279	.488	120	339	.354	375	528	.710	51	365	416	6.0	511	7.4	135	0	109	1.6	49	0.7	1743	25.3
CLE	15-16	76	76	2709	35.6	737	1416	.520	87	282	.309	359	491	.731	111	454	565	6.8	514	7.4	143	0	104	1.4	49	0.6	1920	25.3
CLE	16-17	74	74	2795	37.8	736	1344	.548	124	342	.363	358	531	.674	97	542	639	8.6	646	8.7	134	2	91	1.2	44	0.6	1954	26.4
TOTAL		1061	1060	41273	38.9	10423	20803	.501	1467	4295	.342	6474	8752	.740	1289	6417	7706	7.3	7461	7.0	1977	6	1748	1.6	817	0.8	28787	27.1

NBA PLAYOFFS

TEAM	YEAR	GP	GS	MIN	MPG	TOTAL			3-POINT			FREE THROWS			REBOUNDS				AST	APG	PF	DQ	STL	SPG	BLK	BPG	PTS	PPG
						FGM	FGA	PCT	GM	GA	PCT	FTM	FTA	PCT	OFF	DEF	TOT	RPG										
CLE	05-06	13	13	604	46.5	146	307	.476	21	63	.333	87	118	.737	22	83	105	8.1	76	5.8	44	0	18	1.4	9	0.7	400	30.8
CLE	06-07	20	20	893	44.7	166	399	.416	21	75	.280	148	196	.755	26	135	161	8.1	159	8.0	40	0	34	1.7	10	0.5	501	25.1
CLE	07-08	13	13	552	42.5	113	275	.411	18	70	.257	122	167	.731	16	86	102	7.8	99	7.6	33	0	23	1.8	17	1.3	366	28.2
CLE	08-09	14	14	580	41.4	159	312	.510	27	81	.333	149	199	.749	19	109	128	9.1	102	7.3	30	0	23	1.6	12	0.9	494	35.3
CLE	09-10	11	11	460	41.8	106	211	.502	20	50	.400	88	120	.733	15	87	102	9.3	84	7.6	23	0	19	1.7	20	1.8	320	29.1
MIA	10-11	21	21	922	43.9	174	373	.466	30	85	.353	119	156	.763	34	142	176	8.4	123	5.9	56	0	35	1.7	25	1.2	497	23.7
MIA	11-12	23	23	983	42.7	251	502	.500	22	85	.259	173	234	.739	54	170	224	9.7	129	5.6	47	1	43	1.9	16	0.7	697	30.3
MIA	12-13	23	23	960	41.7	212	432	.491	36	96	.375	136	175	.777	37	156	193	8.4	152	6.6	43	1	41	1.8	18	0.8	596	25.9
MIA	13-14	20	20	763	38.2	192	340	.565	35	86	.407	129	160	.806	14	127	141	7.1	95	4.8	46	0	36	1.8	11	0.6	548	27.4
CLE	14-15	20	20	844	42.2	227	544	.417	25	110	.227	122	167	.731	37	189	226	11.3	169	8.5	58	0	33	1.7	21	1.1	601	30.1
CLE	15-16	21	21	822	39.1	219	417	.525	32	94	.340	82	124	.661	42	158	200	9.5	160	7.6	54	0	49	2.3	27	1.3	552	26.3
TOTAL		199	199	8383	42.1	1965	4112	.478	287	895	.321	1355	1816	.746	316	1442	1758	8.8	1348	6.8	474	2	354	1.8	186	0.9	5572	28.0

LEBRON JAMES GAME-BY-GAME STATS

DATE	TM	@	OPP	WL	O	P	G	GS	MIN	FG	FGA	FG%	FG3	FG3A	FG3%	FT	FTA	FT%	OREB	DREB	REB	AST	PF	DQ	STL	TO	BLK	PTS	PPG
10/25/2016	CLE	v	NY	W.	-	F	1	1	32	9	14	.643	0	3	.000	1	2	.500	3	8	11	14	3	0	0	4	1	19	19.0
10/28/2016	CLE	@	TOR	W.	-	F	2	2	39	7	16	.438	2	6	.333	5	7	.714	2	6	8	7	2	0	0	5	0	21	20.0
10/29/2016	CLE	v	ORL	W.	-	F	3	3	39	7	16	.438	2	6	.333	7	11	.636	1	5	6	9	2	0	1	2	1	23	21.0
11/01/2016	CLE	v	HOU	W.	-	F	4	4	36	6	12	.500	1	3	.333	6	10	.600	3	10	13	8	4	0	0	4	0	19	20.5
11/03/2016	CLE	v	BOS	W.	-	F	5	5	36	12	22	.545	1	4	.250	5	5	1.000	1	6	7	12	2	0	1	2	0	30	22.4
11/05/2016	CLE	@	PHI	W.	-	F	6	6	36	9	23	.391	1	5	.200	6	7	.857	1	7	8	14	1	0	2	5	1	25	22.8
11/08/2016	CLE	v	ATL	.L	-	F	7	7	37	8	17	.471	2	5	.400	5	5	1.000	2	7	9	5	3	0	3	1	0	23	22.9
11/11/2016	CLE	@	WAS	W.	-	F	8	8	38	9	18	.500	3	4	.750	6	9	.667	0	10	10	5	1	0	2	6	2	27	23.4
11/13/2016	CLE	v	CHA	W.	-	F	9	9	39	8	21	.381	2	5	.400	1	2	.500	0	8	8	8	0	0	1	3	1	19	22.9
11/15/2016	CLE	v	TOR	W.	-	F	10	10	38	10	15	.667	2	5	.400	6	10	.600	0	9	9	15	2	0	1	5	0	28	23.4
11/16/2016	CLE	@	IND	.L	-	DNP																							
11/18/2016	CLE	v	DET	W.	-	F	11	11	28	9	14	.643	1	3	.333	2	3	.667	0	3	3	3	1	0	0	2	1	21	23.2
11/23/2016	CLE	v	POR	W.	-	F	12	12	38	11	21	.524	2	3	.667	7	8	.875	1	9	10	13	0	0	3	3	0	31	23.8
11/25/2016	CLE	v	DAL	W.	-	F	13	13	29	6	13	.462	2	5	.400	5	5	1.000	0	5	5	11	1	0	1	4	0	19	23.5
11/27/2016	CLE	@	PHI	W.	-	F	14	14	42	9	19	.474	1	4	.250	7	9	.778	2	8	10	13	0	0	1	5	0	26	23.6
11/29/2016	CLE	@	MIL	.L	-	F	15	15	33	8	16	.500	3	8	.375	3	7	.429	0	4	4	4	3	0	0	7	0	22	23.5
12/01/2016	CLE	v	LAC	.L	-	F	16	16	34	5	14	.357	0	2	.000	6	11	.545	1	4	5	5	2	0	2	5	0	16	23.1
12/02/2016	CLE	@	CHI	.L	-	F	17	17	45	13	22	.591	1	3	.333	0	0	---	0	5	5	13	2	0	0	8	0	27	23.3
12/05/2016	CLE	@	TOR	W.	-	F	18	18	42	12	26	.462	2	7	.286	8	9	.889	3	5	8	7	2	0	2	1	0	34	23.9
12/07/2016	CLE	@	NY	W.	-	F	19	19	32	7	10	.700	1	2	.500	10	14	.714	2	4	6	7	2	0	1	4	2	25	23.9
12/09/2016	CLE	v	MIA	W.	-	F	20	20	37	12	22	.545	1	3	.333	2	4	.500	2	6	8	8	2	0	3	3	0	27	24.1
12/10/2016	CLE	v	CHA	W.	-	F	21	21	42	17	24	.708	5	10	.500	5	9	.556	1	8	9	10	3	0	3	5	1	44	25.0
12/13/2016	CLE	v	MEM	W.	-	F	22	22	36	9	17	.529	0	4	.000	5	8	.625	1	5	6	8	1	0	3	6	0	23	25.0
12/14/2016	CLE	@	MEM	.L	-	DNP																							
12/17/2016	CLE	v	LAL	W.	-	F	23	23	39	9	18	.500	2	5	.400	6	11	.545	1	6	7	9	1	0	2	2	2	26	25.0
12/20/2016	CLE	@	MIL	W.	1	F	24	24	47	12	25	.480	5	9	.556	5	6	.833	3	9	12	7	2	0	1	2	1	34	25.4
12/21/2016	CLE	v	MIL	W.	-	F	25	25	34	12	24	.500	4	7	.571	1	1	1.000	1	8	9	6	0	0	0	2	0	29	25.5
12/23/2016	CLE	v	BRK	W.	-	F	26	26	27	7	16	.438	0	3	.000	5	6	.833	1	3	4	6	0	0	3	1	0	19	25.3
12/25/2016	CLE	v	GS	W.	-	F	27	27	40	12	22	.545	4	8	.500	3	7	.429	5	8	13	4	2	0	2	5	1	31	25.5
12/26/2016	CLE	@	DET	.L	-	DNP																							
12/29/2016	CLE	v	BOS	W.	-	F	28	28	44	9	18	.500	2	6	.333	3	7	.429	2	6	8	11	2	0	1	8	3	23	25.4
12/31/2016	CLE	@	CHA	W.	-	F	29	29	36	12	25	.480	4	8	.500	4	6	.667	2	4	6	9	1	0	1	1	0	32	25.6
01/02/2017	CLE	v	NO	W.	-	F	30	30	39	9	21	.429	0	4	.000	8	10	.800	2	5	7	6	1	0	2	4	1	26	25.6
01/04/2017	CLE	v	CHI	.L	-	F	31	31	37	12	21	.571	1	2	.500	6	9	.667	2	6	8	7	2	0	1	5	0	31	25.8
01/06/2017	CLE	@	BRK	W.	-	F	32	32	35	14	20	.700	0	1	.000	8	10	.800	0	9	9	6	2	0	3	5	0	36	26.1
01/08/2017	CLE	@	PHO	W.	-	F	33	33	40	11	17	.647	2	4	.500	4	6	.667	3	5	8	4	3	0	1	7	0	28	26.2
01/10/2017	CLE	@	UTA	.L	-	F	34	34	37	10	20	.500	3	6	.500	6	7	.857	1	5	6	5	0	0	4	4	0	29	26.3
01/11/2017	CLE	@	POR	.L	-	F	35	35	31	5	12	.417	2	5	.400	8	9	.889	1	10	11	4	1	0	1	5	1	20	26.1
01/13/2017	CLE	@	SAC	W.	-	F	36	36	42	6	12	.500	1	4	.250	3	3	1.000	0	2	2	15	2	0	1	5	1	16	25.8
01/16/2017	CLE	@	GS	.L	-	F	37	37	35	6	18	.333	1	4	.250	7	10	.700	2	6	8	2	1	0	1	6	0	20	25.6
01/19/2017	CLE	v	PHO	W.	-	F	38	38	39	8	12	.667	0	2	.000	5	8	.625	0	9	9	15	2	0	1	4	2	21	25.5
01/21/2017	CLE	v	SA	.L	1	F	39	39	45	11	16	.688	2	5	.400	5	7	.714	0	6	6	7	5	0	2	7	0	29	25.6
01/23/2017	CLE	@	NO	.L	-	F	40	40	44	11	21	.524	1	4	.250	3	4	.750	2	8	10	12	2	0	2	6	0	26	25.6
01/25/2017	CLE	v	SAC	.L	1	F	41	41	45	8	15	.533	0	3	.000	8	11	.727	4	9	13	11	3	0	2	5	1	24	25.6
01/27/2017	CLE	v	BRK	W.	-	F	42	42	34	13	18	.722	1	3	.333	4	7	.571	0	5	5	11	1	0	0	5	0	31	25.7
01/29/2017	CLE	v	OKC	W.	-	F	43	43	37	9	18	.500	0	2	.000	7	10	.700	1	13	14	8	1	0	1	2	0	25	25.7
01/30/2017	CLE	@	DAL	.L	-	F	44	44	37	9	19	.474	1	6	.167	4	8	.500	0	9	9	9	0	0	2	5	0	23	25.6
02/01/2017	CLE	v	MIN	W.	-	F	45	45	34	11	14	.786	1	2	.500	4	7	.571	0	8	8	12	1	0	2	2	1	27	25.7
02/04/2017	CLE	@	NY	W.	-	F	46	46	40	12	20	.600	4	8	.500	4	5	.800	0	5	5	10	1	0	0	5	0	32	25.8
02/06/2017	CLE	@	WAS	W.	1	F	47	47	42	12	18	.667	6	8	.750	2	5	.400	0	7	7	17	6	1	2	6	2	32	25.9
02/08/2017	CLE	@	IND	W.	-	F	48	48	38	9	16	.563	1	2	.500	6	8	.750	1	5	6	9	2	0	1	4	1	25	25.9
02/09/2017	CLE	@	OKC	.L	-	F	49	49	41	8	19	.421	1	4	.250	1	3	.333	1	4	5	7	1	0	2	3	2	18	25.8
02/11/2017	CLE	v	DEN	W.	-	F	50	50	33	11	16	.688	1	1	1.000	4	4	1.000	0	5	5	12	1	0	2	6	0	27	25.8
02/14/2017	CLE	@	MIN	W.	-	F	51	51	40	10	14	.714	2	3	.667	3	6	.500	1	7	8	14	3	0	0	6	0	25	25.8
02/15/2017	CLE	v	IND	W.	-	F	52	52	33	12	17	.706	4	5	.800	3	4	.750	0	5	5	4	2	0	1	4	0	31	25.9
02/23/2017	CLE	v	NY	W.	-	F	53	53	37	7	11	.636	0	2	.000	4	6	.667	0	13	13	15	1	0	0	6	3	18	25.7
02/25/2017	CLE	v	CHI	.L	-	DNP																							
02/27/2017	CLE	v	MIL	W.	-	F	54	54	37	8	12	.667	1	2	.500	7	9	.778	0	10	10	6	1	0	0	3	0	24	25.7
03/01/2017	CLE	@	BOS	.L	-	F	55	55	40	10	21	.476	3	6	.500	5	8	.625	5	8	13	10	3	0	1	4	1	28	25.7
03/03/2017	CLE	@	ATL	W.	-	F	56	56	39	14	27	.519	6	10	.600	4	8	.500	1	12	13	8	4	0	0	2	0	38	25.9
03/04/2017	CLE	@																											

24 RICHARD JEFFERSON

Forward 6-7, 233 lbs 6/21/80 Arizona

Years Pro: 16

DRAFTED: By the Houston Rockets in the first round (13th overall pick) in the 2001 NBA Draft.

ACQUIRED: Signed as a free agent on August 5, 2015.



2016-17 SEASON:

- Played in 79 games (13 starts) with Cleveland
- Averaged 5.7 points on .446 shooting and 2.6 rebounds in 20.4 minutes
- Shot .333 from the three-point line and .741 from the free throw line
- Knocked down two or more three pointers on 12 occasions, including five games with three or more
- Scored in double figures 15 times
- Had one double-double (Jan. 2 versus New Orleans)
- Scored 13 points on 5-7 (.714) shooting, including a 2-3 (.667) mark from three-point territory, to go along with four rebounds and two steals in 26 minutes versus New York during the Cavs' season opener on Oct. 25
- Made his 5,000th career field goal with his first basket versus Toronto on Nov. 15
- Recorded his first double-double as a Cavalier (the 60th of his career) with 12 points and a season-high 12 rebounds in 29 minutes off the bench against New Orleans on Jan. 2; drained his 1,000th career three-pointer with 37 seconds left in the third quarter
- Posted a season-high 16 points on a season-best 6-6 (1.000) shooting from the field, including a 4-4 mark from beyond the arc, while grabbing three rebounds in 31 minutes as a starter at Houston on March 12
- Tied his season high with 16 points on 5-9 (.556) shooting, including a 4-7 (.571) mark from three-point territory, while adding two rebounds and two steals in 26 minutes as a starter versus Detroit on March 14
- Missed one game on Jan. 25 due to a personal matter
- Was NWT one time
- Led or tied for the team lead in blocks three times, steals six times, rebounds twice and points once

PLAYOFF CAREER: Holds playoff career averages of 11.6 points on .474 shooting from the field, 4.6 rebounds and 1.9 assists in 29.0 minutes in 126 games (75 starts)...played in all 21 games (two starts) during Cleveland's championship run in the **2016 Playoffs**...averaged 5.4 points and 3.5 rebounds in 18.1 minutes...in the 2016 NBA Finals versus Golden State, averaged 5.7 points on .516 shooting, 5.3 rebounds and 1.3 steals in 15.3 minutes...chipped in with nine points on 4-7 (.571) shooting, eight rebounds, two assists and two steals in 33 minutes during Game 3 of the NBA Finals on June 8...notched a 2016 Playoff-high 12 points on 4-6 (.667) shooting, five rebounds, one steal and one block in 26 minutes during Game 2 of The Finals on June 5...in four games (two starts) for Dallas in the **2015 Playoffs**, averaged 3.8 points in 12.8 minutes...during the **2013 Playoffs**, appeared in seven playoff games with Golden State and averaged 1.9 points and 1.0 rebound in 5.6 minutes...in the **2011 Playoffs** with the Spurs, averaged 6.5 points, 4.2 rebounds and 29.3 minutes in six games (all starts)...tallied 16 points (5-8 FGs) in a Game 2 win vs. Memphis on April 20...in the **2010 Playoffs**, averaged 9.4 points, 5.3 rebounds and 33.4 minutes in 10 games (all starts) with the Spurs...had 19 points and seven rebounds in a Game 2 victory at Dallas on April 21...in the **2007 Playoffs**, averaged 19.7 points and 5.6 rebounds in 12 games (all starts) while helping lead the Nets to the Eastern Conference Semifinals...had six games with 20+ points, including a 28-point, five-rebound performance in Game 1 of the first round series at Toronto on April 21...during the **2006 Playoffs**, averaged a playoff career-high 22.2 points in 11 games (11 starts)...posted two games with 30+ points and five games with 20+ points...in the **2005 Playoffs**, appeared in four playoff games (one start), averaging 15.5 points, 5.5 rebounds, 2.3 assists and 35.0 minutes...in the **2004 Playoffs**, averaged 19.8 points, 6.3 rebounds, 3.8 assists and a postseason career-high 41.8 minutes in 11 games (11 starts) for the Nets...playoff-high 31 points to go with 11 rebounds in a Game 5 win at Detroit on May 14...in the **2003 Playoffs**, played in 20 playoff games (all starts), helping the Nets advance to their 2nd straight NBA Finals...averaged 14.1 points, 6.4 rebounds and 2.4 assists...recorded a double-double with 18 points and 10 rebounds in a Game 4 Finals win vs. San Antonio on June 11...as a rookie during the **2002 Playoffs**, saw action in 20 playoff games...key reserve who averaged 7.0 points, 4.6 rebounds and 22.1 minutes as the New Jersey Nets earned a trip to the NBA Finals where they eventually were defeated by the Los Angeles Lakers.

24 RICHARD JEFFERSON

JEFFERSON HIGHS	2016-17 SEASON HIGHS	CAREER HIGHS	PLAYOFF HIGHS
Points	16 2 Times	42 vs. Cleveland 12/22/04	33 @ Miami 5/16/06
Field Goals Made	6 @ Houston 3/12/17	16 @ New York 3/28/03	13 @ Miami 5/16/06
Field Goals Attempted	11 vs. Golden State 12/25/16	27 vs. Charlotte 1/4/08	22 @ Miami 5/16/06
Three Point Field Goals Made	4 3 Times	6 vs. Washington 4/7/07	3 3 Times
Three Point FG Attempted	7 vs. Detroit 3/14/17	9 3 Times	6 vs. Memphis 4/20/11
Free Throws Made	7 vs. Boston 12/29/16	16 vs. Cleveland 12/22/04	13 2 Times
Free Throws Attempted	9 vs. Boston 12/29/16	19 2 Times	18 @ Detroit 5/14/04
Offensive Rebounds	2 3 Times	6 5 Times	5 vs. Detroit 5/22/03
Defensive Rebounds	11 vs. New Orleans 1/2/17	18 @ Chicago 11/5/04	12 vs. Milwaukee 4/29/03
Total Rebounds	12 vs. New Orleans 1/2/17	21 @ Chicago 11/5/04	16 vs. Milwaukee 4/29/03
Assists	4 3 Times	12 2 Times	10 @ New York 4/22/04
Steals	2 3 Times	5 2 Times	4 2 Times
Blocks	1 10 Times	4 2 Times	4 vs. Charlotte 5/7/02
Minutes Played	35 @ Milwaukee 12/20/16	57 @ Chicago 11/5/04	53 @ Detroit 5/14/04

NBA REGULAR SEASON

TEAM	YEAR	GP	GS	MIN	MPG	TOTAL			3-POINT			FREE THROWS			REBOUNDS				AST	APG	PF	DQ	STL	SPG	BLK	BPG	PTS	PPG
						FGM	FGA	PCT	GM	GA	PCT	FTM	FTA	PCT	OFF	DEF	TOT	RPG										
NJ	01-02	79	9	1917	24.3	270	591	.457	13	56	.232	189	265	.713	85	208	293	3.7	140	1.8	211	5	64	0.8	48	0.6	742	9.4
NJ	02-03	80	80	2879	36.0	456	911	.501	6	24	.250	324	436	.743	150	364	514	6.4	201	2.5	216	1	80	1.0	44	0.6	1242	15.5
NJ	03-04	82	82	3133	38.2	555	1115	.498	48	132	.364	357	468	.763	109	355	464	5.7	315	3.8	224	1	92	1.1	28	0.3	1515	18.5
NJ	04-05	33	33	1355	41.1	238	564	.422	30	89	.337	227	269	.844	49	191	240	7.3	133	4.0	109	1	33	1.0	17	0.5	733	22.2
NJ	05-06	78	78	3059	39.2	495	1005	.493	60	188	.319	471	580	.812	95	439	534	6.8	297	3.8	193	1	59	0.8	17	0.2	1521	19.5
NJ	06-07	55	53	1956	35.6	303	665	.456	52	145	.359	239	326	.733	48	192	240	4.4	148	2.7	123	0	34	0.6	8	0.1	897	16.3
NJ	07-08	82	82	3200	39.0	619	1328	.466	77	213	.362	542	679	.798	93	249	342	4.2	252	3.1	225	2	76	0.9	21	0.3	1857	22.6
MIL	08-09	82	82	2939	35.8	537	1222	.439	116	292	.397	417	518	.805	57	317	374	4.6	199	2.4	252	0	66	0.8	14	0.2	1607	19.6
SAS	09-10	81	70	2520	31.1	362	775	.467	59	187	.316	211	287	.735	58	298	356	4.4	158	2.0	178	0	45	0.6	40	0.5	994	12.3
SAS	10-11	81	81	2459	30.4	304	642	.474	135	307	.440	148	195	.759	54	256	310	3.8	107	1.3	164	0	38	0.5	34	0.4	891	11.0
SAS/GSW	11-12	63	44	1748	27.7	203	488	.416	113	269	.420	59	85	.694	26	193	219	3.5	88	1.4	121	0	37	0.6	19	0.3	578	9.2
GSW	12-13	56	1	568	10.1	62	136	.456	14	45	.311	38	53	.717	5	79	84	1.5	31	0.6	45	0	14	0.3	7	0.1	176	3.1
UTA	13-14	82	78	2213	27.0	294	654	.450	123	301	.409	120	162	.741	18	201	219	2.7	130	1.6	168	0	56	0.7	14	0.2	831	10.1
DAL	14-15	74	18	1244	16.8	144	324	.444	66	155	.426	78	114	.684	25	158	183	2.5	61	0.8	115	0	32	0.4	11	0.1	432	5.8
CLE	15-16	74	5	1326	17.9	143	312	.458	66	173	.382	58	87	.667	15	113	128	1.7	59	0.8	129	0	33	0.4	14	0.2	410	5.5
CLE	16-17	79	13	1614	20.4	153	343	.446	62	186	.333	80	108	.741	28	175	203	2.6	78	1.0	153	3	26	0.3	10	0.1	448	5.7
TOTAL		1161	809	34130	29.4	5138	11075	.464	1040	2762	.377	3558	4632	.768	915	3788	4703	4.1	2397	2.1	2626	14	785	0.7	346	0.3	14874	12.8

NBA PLAYOFFS

TEAM	YEAR	GP	GS	MIN	MPG	TOTAL			3-POINT			FREE THROWS			REBOUNDS				AST	APG	PF	DQ	STL	SPG	BLK	BPG	PTS	PPG
						FGM	FGA	PCT	GM	GA	PCT	FTM	FTA	PCT	OFF	DEF	TOT	RPG										
NJ	01-02	20	0	441	22.1	53	114	.465	0	2	.000	33	60	.550	16	76	92	4.6	25	1.3	40	0	11	0.6	9	0.5	139	7.0
NJ	02-03	20	20	711	35.6	110	231	.476	0	3	.000	61	85	.718	29	98	127	6.4	47	2.4	67	0	16	0.8	4	0.2	281	14.1
NJ	03-04	11	11	460	41.8	66	158	.418	9	33	.273	77	108	.713	14	55	69	6.3	42	3.8	35	0	14	1.3	8	0.7	218	19.8
NJ	04-05	4	1	140	35.0	20	50	.400	2	10	.200	21	31	.677	8	14	22	5.5	9	2.3	14	0	3	0.8	0	0.0	63	15.8
NJ	05-06	11	11	437	39.7	90	165	.545	12	29	.414	52	63	.825	7	38	45	4.1	45	4.1	32	0	10	0.9	4	0.4	244	22.2
NJ	06-07	12	12	489	40.8	81	168	.482	13	40	.325	61	66	.924	4	63	67	5.6	27	2.3	24	0	9	0.8	5	0.4	236	19.7
SAS	09-10	10	10	334	33.4	34	70	.486	1	5	.200	25	33	.758	8	45	53	5.3	18	1.8	20	0	6	0.6	6	0.6	94	9.4
SAS	10-11	6	6	176	29.3	12	31	.387	6	17	.353	9	11	.818	2	23	25	4.2	5	0.8	13	0	3	0.5	3	0.5	39	6.5
GSW	12-13	7	0	39	5.6	4	9	.444	2	3	.667	3	9	.333	2	5	7	1.0	1	0.1	5	0	1	0.1	1	0.1	13	1.9
DAL	14-15	4	2	51	12.8	5	14	.357	3	8	.375	2	2	1.000	0	2	2	0.5	1	0.3	9	0	2	0.5	0	0.0	15	3.8
CLE	15-16	21	2	381	18.1	44	84	.524	11	28	.393	15	20	.750	16	58	74	3.5	14	0.7	34	1	10	0.5	1	0.0	114	5.4
TOTAL		126	75	3659	29.0	519	1094	.474	59	178	.331	359	488	.736	106	477	583	4.6	234	1.9	293	1	85	0.7	41	0.3	1456	11.6

RICHARD JEFFERSON GAME-BY-GAME STATS

DATE	TM	@	OPP	WL	O	P	G	GS	MIN	FG	FGA	FG%	FG3	FG3A	FG3%	FT	FTA	FT%	OREB	DREB	REB	AST	PF	DQ	STL	TO	BLK	PTS	PPG
10/25/2016	CLE	v	NY	W.	-	-	1	0	26	5	7	.714	2	3	.667	1	2	.500	0	4	4	1	1	0	2	2	0	13	13.0
10/28/2016	CLE	@	TOR	W.	-	-	2	0	20	0	4	.000	0	3	.000	2	4	.500	1	1	2	2	2	0	1	0	0	2	7.5
10/29/2016	CLE	v	ORL	W.	-	-	3	0	23	3	6	.500	0	2	.000	0	0	---	0	3	3	0	4	0	1	1	0	6	7.0
11/01/2016	CLE	v	HOU	W.	-	-	4	0	20	1	2	.500	0	1	.000	2	2	1.000	0	3	3	2	1	0	0	0	0	4	6.3
11/03/2016	CLE	v	BOS	W.	-	-	5	0	14	1	2	.500	0	1	.000	0	0	---	0	3	3	0	0	0	0	0	0	2	5.4
11/05/2016	CLE	@	PHI	W.	-	-	6	0	14	2	4	.500	1	2	.500	1	1	1.000	0	3	3	0	1	0	0	1	0	6	5.5
11/08/2016	CLE	v	ATL	.L	-	-	7	0	7	1	2	.500	1	2	.500	0	0	---	0	0	0	0	2	0	0	0	0	3	5.1
11/11/2016	CLE	@	WAS	W.	-	-	8	0	11	0	0	---	0	0	---	0	0	---	0	1	1	1	1	0	0	0	0	0	4.5
11/13/2016	CLE	v	CHA	W.	-	-	9	0	26	1	5	.200	0	3	.000	0	1	.000	2	6	8	2	0	0	0	1	0	2	4.2
11/15/2016	CLE	v	TOR	W.	-	G	10	1	26	2	5	.400	1	2	.500	0	0	---	0	0	0	1	5	0	0	1	0	5	4.3
11/16/2016	CLE	@	IND	.L	-	F	11	2	20	2	6	.333	1	2	.500	0	0	---	0	3	3	1	1	0	0	1	1	5	4.4
11/18/2016	CLE	v	DET	W.	-	-	12	2	18	0	3	.000	0	1	.000	0	0	---	0	2	2	0	0	0	0	0	0	0	4.0
11/23/2016	CLE	v	POR	W.	-	-	13	2	25	3	4	.750	0	1	.000	0	0	---	0	2	2	4	0	0	0	0	0	6	4.2
11/25/2016	CLE	v	DAL	W.	-	-	14	2	9	1	2	.500	1	2	.500	2	2	1.000	0	2	2	0	0	0	0	0	0	5	4.2
11/27/2016	CLE	@	PHI	W.	-	-	15	2	28	1	6	.167	0	5	.000	0	0	---	2	2	4	1	4	0	2	0	0	2	4.1
11/29/2016	CLE	@	MIL	.L	-	-	16	2	12	2	4	.500	2	3	.667	2	2	1.000	0	2	2	0	0	0	0	1	0	8	4.3
12/01/2016	CLE	v	LAC	.L	-	-	17	2	22	4	6	.667	4	6	.667	0	0	---	0	4	4	0	1	0	0	0	0	12	4.8
12/02/2016	CLE	@	CHI	.L	-	-	18	2	15	1	1	1.000	1	1	1.000	0	0	---	0	0	0	0	0	0	0	0	0	3	4.7
12/05/2016	CLE	@	TOR	W.	-	-	19	2	16	2	3	.667	1	1	1.000	0	0	---	0	0	0	1	3	0	1	1	1	5	4.7
12/07/2016	CLE	@	NY	W.	-	-	20	2	18	2	5	.400	1	2	.500	0	0	---	0	3	3	0	1	0	0	0	0	5	4.7
12/09/2016	CLE	v	MIA	W.	-	-	21	2	15	1	4	.250	0	2	.000	0	0	---	0	3	3	1	2	0	0	1	0	2	4.6
12/10/2016	CLE	v	CHA	W.	-	-	22	2	17	2	3	.667	0	1	.000	0	0	---	0	2	2	4	3	0	0	0	0	4	4.5
12/13/2016	CLE	v	MEM	W.	-	-	23	2	17	1	3	.333	0	1	.000	0	0	---	1	1	2	1	1	0	0	2	0	2	4.4
12/14/2016	CLE	@	MEM	.L	-	-	24	2	10	1	3	.333	1	2	.500	1	2	.500	0	0	0	0	1	0	1	1	0	4	4.4
12/17/2016	CLE	v	LAL	W.	-	-	25	2	18	4	7	.571	1	2	.500	0	0	---	1	1	2	0	2	0	0	0	1	9	4.6
12/20/2016	CLE	@	MIL	W.	1	F	26	3	35	2	7	.286	1	5	.200	3	3	1.000	0	2	2	0	2	0	1	1	0	8	4.7
12/21/2016	CLE	v	MIL	W.	-	F	27	4	32	4	8	.500	2	5	.400	0	0	---	0	0	0	4	5	0	0	1	0	10	4.9
12/23/2016	CLE	v	BRK	W.	-	-	28	4	9	2	4	.500	0	1	.000	1	1	1.000	0	1	1	2	0	0	0	0	0	5	4.9
12/25/2016	CLE	v	GS	W.	-	-	29	4	29	2	11	.182	0	5	.000	4	4	1.000	0	2	2	0	3	0	0	1	0	8	5.0
12/26/2016	CLE	@	DET	.L	-	F	30	5	22	1	4	.250	0	2	.000	0	0	---	1	1	2	1	3	0	1	1	0	2	4.9
12/29/2016	CLE	v	BOS	W.	-	-	31	5	19	2	2	1.000	0	0	---	7	9	.778	0	3	3	1	2	0	0	0	0	11	5.1
12/31/2016	CLE	@	CHA	W.	-	-	32	5	19	1	3	.333	0	2	.000	2	3	.667	0	1	1	1	2	0	0	1	0	4	5.1
01/02/2017	CLE	v	NO	W.	-	-	33	5	29	4	9	.444	1	4	.250	3	3	1.000	1	11	12	2	0	0	0	2	0	12	5.3
01/04/2017	CLE	v	CHI	.L	-	-	34	5	29	2	7	.286	2	5	.400	1	2	.500	1	0	1	0	1	0	0	0	0	7	5.4
01/06/2017	CLE	@	BRK	W.	-	-	35	5	15	0	3	.000	0	2	.000	2	2	1.000	0	1	1	1	0	0	0	1	0	2	5.3
01/08/2017	CLE	@	PHO	W.	-	-	36	5	19	1	3	.333	1	2	.500	0	0	---	0	0	0	0	2	0	1	2	0	3	5.2
01/10/2017	CLE	@	UTA	.L	-	-	37	5	10	0	2	.000	0	1	.000	0	0	---	1	0	1	0	1	0	0	2	0	0	5.1
01/11/2017	CLE	@	POR	.L	-	-	38	5	13	1	2	.500	0	1	.000	1	1	1.000	0	1	1	0	3	0	0	0	0	3	5.0
01/13/2017	CLE	@	SAC	W.	-	-	39	5	21	2	3	.667	1	2	.500	3	5	.600	1	2	3	2	2	0	0	1	0	8	5.1
01/16/2017	CLE	@	GS	.L	-	-	40	5	20	3	8	.375	2	5	.400	3	5	.600	0	2	2	1	3	0	1	1	0	11	5.2
01/19/2017	CLE	v	PHO	W.	-	-	41	5	23	2	5	.400	0	2	.000	0	0	---	1	1	2	3	2	0	0	1	0	4	5.2
01/21/2017	CLE	v	SA	.L	1	-	42	5	16	0	2	.000	0	0	---	0	0	---	1	4	5	2	2	0	0	3	0	0	5.1
01/23/2017	CLE	@	NO	.L	-	-	43	5	22	2	5	.400	1	3	.333	0	2	.000	0	2	2	0	6	1	0	1	0	5	5.1
01/25/2017	CLE	v	SAC	.L	1	DNP																							
01/27/2017	CLE	v	BRK	W.	-	-	44	5	25	3	6	.500	1	4	.250	1	2	.500	0	1	1	2	4	0	0	1	0	8	5.1
01/29/2017	CLE	v	OKC	W.	-	-	45	5	31	4	5	.800	0	1	.000	0	0	---	0	4	4	0	3	0	1	0	0	8	5.2
01/30/2017	CLE	@	DAL	.L	-	F	46	6	25	4	5	.800	3	3	1.000	0	0	---	1	2	3	0	3	0	0	0	1	11	5.3
02/01/2017	CLE	v	MIN	W.	-	-	47	6	28	2	5	.400	0	2	.000	0	0	---	1	4	5	1	0	0	1	0	0	4	5.3
02/04/2017	CLE	@	NY	W.	-	-	48	6	19	2	5	.400	1	4	.250	0	0	---	1	2	3	0	3	0	0	1	0	5	5.3
02/06/2017	CLE	@	WAS	W.	1	-	49	6	21	2	4	.500	0	1	.000	2	2	1.000	1	2	3	1	1	0	0	0	0	6	5.3
02/08/2017	CLE	@	IND	W.	-	-	50	6	22	1	3	.333	1	3	.333	4	4	1.000	1	1	2	1	3	0	0	0	1	7	5.3
02/09/2017	CLE	@	OKC	.L	-	-	51	6	5	0	1	.000	0	0	---	0	2	.000	0	2	2	0	2	0	0	0	0	0	5.2
02/11/2017	CLE	v	DEN	W.	-	-	52	6	18	1	4	.250	0	3	.000	2	2	1.000	0	2	2	1	3	0	1	1	0	4	5.2
02/14/2017	CLE	@	MIN	W.	-	-	53	6	11	1	1	1.000	0	0	---	1	2	.500	0	2	2	2	0	0	0	0	0	3	5.2
02/15/2017	CLE	v	IND	W.	-	-	54	6	18	0	2	.000	0	2	.000	2	2	1.000	2	0	2	2	1	0	0	0	0	2	5.1
02/23/2017	CLE	v	NY	W.	-	-	55	6	23	5	6	.833	2	3	.667	2	2	1.000	0	2	2	0	2	0	0	1	0	14	5.3
02/25/2017	CLE	v	CHI	.L	-	F	56	7	31	3	4	.750	1	2	.500	2	2	1.000	0	3	3	2	0	0	0	0	0	9	5.3
02/27/2017	CLE	v	MIL	W.	-	F	57	8	30	3	6	.500	1	3	.333	4	4	1.000	1	5	6	2	2	0	1	2	0	11	5.4
03/01/2017	CLE	@	BOS	.L	-	-	58	8	18	3	7	.429	1	3	.333	1	1	1.000	1	3	4	2	2	0	0	1	1	8	5.5
03/03/2017	CLE	@	ATL	W.	-	-	59	8	16	4	7	.571	3	5	.600	0	0	---	0	2	2	0	6	1	0	2	0	11	5.6
03/04/2017	CLE	@	MIA	.L	-	-	60	8	25	5	8	.625	1	3	.333	0	1	.000	0	0									

30 DAHNTAY JONES

Guard 6-6, 225 lbs 12/27/80 Duke

Years Pro: 13

DRAFTED: By the Boston Celtics in the first round (20th overall pick) of the 2003 NBA Draft.

ACQUIRED: Signed as a free agent on April 12, 2017.



2016-17 SEASON:

- Played in one game with Cleveland
- Tallied nine points and two rebounds in 12 minutes on April 12

PLAYOFF CAREER: Has appeared in 64 career postseason games (16 starts) with averages of 3.4 points and 1.1 rebounds in 9.3 minutes per game...played in 15 games with the Cavaliers during their championship run in the **2016 PLAYOFFS**, averaging 1.1 points in 3.3 minutes...played in 11 games for the Los Angeles Clippers in the **2015 PLAYOFFS**...appeared in five contests for Atlanta in the **2013 PLAYOFFS**...during the **2012 PLAYOFFS** with Indiana, played in seven games and averaged 2.4 points and 1.0 rebound in 8.3 minutes...in three games with the Pacers in the **2011 PLAYOFFS**, averaged a postseason career-best 8.7 points on .450 shooting, a .889 mark from the foul line and 0.7 rebounds in 16.7 minutes...reached the Western Conference Finals with Denver during the **2009 PLAYOFFS** and averaged 7.0 points on .481 shooting from the field and 2.4 rebounds in 17.5 minutes over 16 games (all starts)...in the **2006 PLAYOFFS** with Memphis, played in four games and averaged 4.3 points on .714 shooting and 1.8 rebounds in 11.5 minutes...in three games with the Grizzlies during the **2005 PLAYOFFS**, averaged 7.3 points and 3.0 rebounds in 23.7 minutes...tallied a playoff career-high 14 points on 5-10 (.500) shooting, including 3-4 (.750) from long range, five rebounds and one steal in 34 minutes against Phoenix in Game 4 of the First Round on May 1.

JONES HIGHS	2016-17 SEASON HIGHS	CAREER HIGHS	PLAYOFF HIGHS
Points	9 vs. Toronto 4/12/17	26 @ Utah 3/24/07	14 vs. Phoenix 5/1/05
Field Goals Made	3 vs. Toronto 4/12/17	11 @ Utah 3/24/07	5 4 Times
Field Goals Attempted	8 vs. Toronto 4/12/17	19 vs. L.A. Clippers 11/25/09	10 vs. Phoenix 5/1/05
Three Point FG Made	-	4 vs. Phoenix 2/1/05	3 vs. Phoenix 5/1/05
Three Point FG Attempted	2 vs. Toronto 4/12/17	6 @ Philadelphia 2/9/05	4 2 Times
Free Throws Made	3 vs. Toronto 4/12/17	11 2 Times	6 vs. L.A. Lakers 5/25/09
Free Throws Attempted	4 vs. Toronto 4/12/17	15 vs. Boston 11/14/09	8 @ L.A. Lakers 5/27/09
Offensive Rebounds	1 vs. Toronto 4/12/17	4 @ Minnesota 4/18/07	4 vs. L.A. Lakers 5/27/09
Defensive Rebounds	1 vs. Toronto 4/12/17	11 @ New York 11/4/09	4 @ Phoenix 4/27/05
Total Rebounds	2 vs. Toronto 4/12/17	12 @ New York 11/4/09	5 3 Times
Assists	1 vs. Toronto 4/12/17	8 @ Boston 12/22/09	2 2 Times
Steals	-	6 @ Denver 3/6/06	2 @ L.A. Lakers 5/21/09
Blocks	-	4 vs. Golden State 11/11/09	1 6 Times
Minutes Played	12 vs. Toronto 4/12/17	43 @ San Antonio 4/6/13	34 vs. Phoenix 5/1/05

#30 DAHTAY JONES

NBA REGULAR SEASON																												
TEAM	YEAR	GP	GS	MIN	MPG	TOTAL			3-POINT			FREE THROWS			REBOUNDS				AST	APG	PF	DQ	STL	SPG	BLK	BPG	PTS	PPG
						FGM	FGA	PCT	GM	GA	PCT	FTM	FTA	PCT	OFF	DEF	TOT	RPG										
MEM	03-04	20	0	154	7.7	15	53	.283	1	4	.250	5	11	.455	7	16	23	1.2	12	0.6	23	0	5	0.3	6	0.3	36	1.8
MEM	04-05	52	7	649	12.5	83	190	.437	23	60	.383	44	64	.688	11	58	69	1.3	21	0.4	81	0	13	0.3	11	0.2	233	4.5
MEM	05-06	71	4	967	13.6	109	263	.414	3	21	.143	60	93	.645	20	84	104	1.5	39	0.5	108	1	38	0.5	15	0.2	281	4.0
MEM	06-07	78	25	1671	21.4	220	461	.477	5	12	.417	138	174	.698	47	106	153	6.7	68	0.9	192	2	39	0.5	22	0.3	583	27.3
SAC	07-08	25	0	206	8.2	23	53	.434	1	6	.167	34	51	.667	7	28	35	1.4	12	0.5	28	1	8	0.3	6	0.2	81	3.2
DEN	08-09	79	71	1426	18.1	154	336	.458	11	17	.647	110	151	.728	58	110	613	7.8	78	1.0	199	0	49	0.6	19	0.2	429	5.4
IND	09-10	76	26	1892	24.9	287	623	.461	4	32	.125	198	257	.770	48	181	554	7.3	150	2.0	237	1	40	0.5	39	0.5	776	10.2
IND	10-11	45	2	589	13.1	100	214	.467	14	39	.359	69	90	.767	4	61	590	13.1	33	0.7	70	0	20	0.4	7	0.2	283	6.3
IND	11-12	65	3	1052	16.2	115	281	.409	33	77	.429	83	99	.771	23	94	492	7.6	63	1.0	119	0	23	0.4	11	0.2	346	5.3
DAL-ATL	12-13	78	19	1016	13.0	82	222	.369	11	49	.224	87	113	.753	24	77	610	7.8	48	0.6	119	0	22	0.3	6	0.1	262	3.4
LAC	14-15	33	0	123	3.7	6	21	.286	0	4	.000	9	11	.731	1	10	565	17.1	2	7.4	23	0	3	0.1	0	0.0	21	0.6
CLE	15-16	1	0	42	42.0	6	14	.429	1	2	.500	0	0	.000	1	4	5	5.0	2	2.0	6	1	1	1.0	2	2.0	13	13.0
CLE	16-17	1	0	12	12.0	3	8	.375	0	2	.000	3	4	.750	1	1	2	2.0	1	1.0	1	0	0	0.0	0	0.0	9	9.0
TOTAL		624	157	9799	15.7	1203	2739	.439	107	325	.329	840	1118	.751	252	830	1082	1.7	529	0.8	1206	6	261	0.4	144	0.2	3353	5.4

NBA PLAYOFFS																												
TEAM	YEAR	GP	GS	MIN	MPG	TOTAL			3-POINT			FREE THROWS			REBOUNDS				AST	APG	PF	DQ	STL	SPG	BLK	BPG	PTS	PPG
						FGM	FGA	PCT	GM	GA	PCT	FTM	FTA	PCT	OFF	DEF	TOT	RPG										
MEM	04-05	3	0	71	23.7	8	21	.381	3	5	.333	3	4	.750	2	7	9	3.0	1	0.3	8	0	1	0.3	0	0.0	22	7.3
MEM	05-06	4	0	46	11.5	5	7	.714	0	0	.280	7	10	.700	1	6	7	1.8	0	0.0	7	0	1	0.3	0	0.0	17	4.3
DEN	08-09	16	16	280	17.5	38	79	.481	3	12	.257	33	43	.767	16	22	38	2.4	10	0.6	41	0	13	0.8	5	0.3	112	7.0
IND	10-11	3	0	50	16.7	9	20	.450	0	3	.333	8	9	.889	2	0	128	42.7	2	0.7	7	0	1	0.3	0	0.0	26	8.7
IND	11-12	7	0	58	8.3	4	18	.222	2	9	.400	7	7	1.000	4	3	102	14.6	3	0.4	11	0	1	0.1	0	0.0	17	2.4
ATL	12-13	5	0	19	3.8	1	4	.250	0	0	.353	2	2	1.000	0	1	176	35.2	0	0.0	1	0	0	0.0	0	0.0	4	0.8
LAC	14-15	11	0	18	1.6	2	2	1.000	0	0	.259	0	0	.000	0	1	224	20.4	0	0.0	7	0	2	0.2	0	0.0	4	0.4
CLE	15-16	15	0	50	3.3	6	13	.462	1	3	.333	4	5	.800	0	7	7	0.5	2	0.1	3	0	1	0.1	1	0.1	17	1.1
TOTAL		64	16	592	9.3	73	164	.445	9	32	.281	64	80	.800	25	47	72	1.1	18	0.3	85	0	20	0.3	6	0.1	219	3.4

DAHNTAY JONES GAME-BY-GAME STATS																													
DATE	TM	@	OPP	WL	O	P	G	GS	MIN	FG	FGA	FG%	FG3	FG3A	FG3%	FT	FTA	FT%	OREB	DREB	REB	AST	PF	DQ	STL	TO	BLK	PTS	PPG
04/12/2017	CLE	v	TOR	.L	-	-	1	0	12	3	8	.375	0	2	.000	3	4	.750	1	1	2	1	1	0	0	1	0	9	9.0
TOTALS							1	0	12	3	8	.375	0	2	.000	3	4	.750	1	1	2	1	1	0	0	1	0	9	9.0

1 JAMES JONES

Guard/Forward 6-8, 218 lbs 10/4/80 Miami (FL)

Years Pro: 14

DRAFTED: By the Indiana Pacers in the second round (49th overall pick) of the 2003 NBA Draft.

ACQUIRED: Signed as a free agent on August 5, 2014.



2016-17 SEASON:

- Appeared in 48 games (two starts) with the Cavs
- Averaged 2.8 points in 7.9 minutes
- Posted a career-high .478 shooting percentage and a .470 clip from three-point range (2nd-best in career)
- Scored in double figures on three occasions
- Hit at least three three-pointers on five occasions, including a season-high four three-pointers twice
- Tallied a season-high 15 points on 5-8 (.625) shooting from the field, including 3-5 (.600) from deep, in 25 minutes at Memphis on Dec. 14
- On Feb. 25 against Chicago, tallied 14 points on .833 (5-6) shooting and a .800 (4-5) mark from deep in 23 minutes
- Dished out a season-best three assists on March 4 at Miami
- Played in his 700th career game on March 11 at Orlando
- Grabbed a season-high six rebounds in 36 minutes versus Toronto on April 12
- Led or tied for the team lead in points once, steals once and blocks four times
- Was DNP-CD 34 times

PLAYOFF CAREER: Has appeared in 140 playoff games (19 starts) with averages of 3.9 points and 1.6 rebounds in 13.9 minutes with Miami, Phoenix, Indiana and Cleveland...has also shot .391 from the three-point line and .845 from the free throw line...a member of teams that have reached six straight NBA Finals, along with LeBron James (2011-2016), becoming the first players to do so since the 1960s (Boston Celtics)...played in 12 games during Cleveland's championship run in the **2016 Playoffs**...appeared in all 20 games during the Cavaliers' NBA Finals run in the **2015 Playoffs**...averaged 4.4 points and 1.5 rebounds in 15.6 minutes per game...recorded a 2015 postseason-high 17 points on 6-10 (.600) shooting, including a playoff career-high tying 5-9 (.556) shots from the three-point line, in 22 minutes off the bench against Chicago in Game 2 of the Second Round on May 6...dished out a playoff career-high five assists and added nine points and three rebounds in 23 minutes against Atlanta in Game 3 of the Eastern Conference Finals on May 24...tallied eight points and two steals in 23 minutes off the bench at Golden State in Game 2 of the NBA Finals on June 7...during the **2014 Playoffs**, played in 15 games for Miami and averaged 3.5 points and shot .469 (15-32) from beyond the arc in 8.4 minutes...tallied 12 points and three rebounds in 14 minutes of Game 1's victory over Charlotte in the opening round...shot a perfect 4-4 from the field, including three three-pointers, in three minutes versus San Antonio in Game 4 of the NBA Finals...during the **2013 Playoffs**, came off the bench in all nine games he appeared in for the NBA Champion Heat and averaged 1.0 points (.429 FG%, .000 FT%) in 3.6 minutes...did not miss any games due to injury but was a DNP-CD 13 times and a healthy scratch on the inactive list once...saw action in a pair of games in the Opening Round series vs. Milwaukee and was scoreless in five minutes...appeared twice in the Eastern Conference Semifinal series vs. Chicago and averaged 1.5 points (.500 FG%, .000 FT%) and 1.0 rebounds in 5.5 minutes...appeared twice in the Eastern Conference Finals vs. Indiana and was scoreless in six minutes...saw action in three games in the NBA Finals vs. San Antonio and averaged 2.0 points (.400 FG%, .000 FT%) in 4.0 minutes...in the **2012 Playoffs**, came off the bench in each of the 20 games in which he appeared for the NBA Champion Heat and averaged 2.6 points (.372 FG%, 1.000 FT%) and 1.0 rebounds in 8.7 minutes...did not miss any games due to injury but was a DNP-CD on three occasions...topped the Heat reserves in points scored and minutes played twice each and in rebounds once...saw action in four games in the Opening Round series vs. New York and averaged 2.3 points (.500 FG%, 1.000 FT%) in 5.0 minutes...appeared in five games in the Eastern Conference Semifinals vs. Indiana and averaged 2.4 points (.313 FG%, .000 FT%), 1.0 rebounds in 8.4 minutes...appeared in all seven games in the Eastern Conference Finals vs. Boston and averaged 2.7 points (.333 FG%, 1.000 FT%), 1.0 rebounds in 9.7 minutes...saw action in four games in the NBA Finals vs. Oklahoma City and averaged 2.8 points (.500 FG%, 1.000 FT%), 1.5 rebounds in 10.8 minutes...during the **2011 Playoffs**, came off the bench in all 12 games in which he appeared for the Heat and averaged 6.5 points (.471 FG%, 1.000 FT%) and 2.5 rebounds in 22.7 minutes...was a DNP-CD in each of Miami's final nine games...led the Heat in three-point field goal percentage (.459)...was Miami's leading scorer off the bench four times and topped the reserves in minutes and rebounds twice each...appeared in all five games in the Opening Round vs. Philadelphia and averaged 7.6 points (.483 FG%, 1.000 FT%) and 4.4 rebounds in 24.4 minutes...led Miami in three-point percentage vs. the Sixers...appeared in all five games in the Eastern Conference Semifinals vs. Boston and averaged 7.2 points (.450 FG%, 1.000 FT%) and 1.4 rebounds in 24.8 minutes...led Miami in three-point percentage vs. Boston...recorded postseason career highs in points (25), field goals made (5), free throw made (10) and attempted (10) and three-point field goals made (5) and attempted (7) in Game 1 vs. Boston on May 1...his 25-point effort vs. Boston on May 1 set the Heat individual postseason record for points off the bench...appeared in two games vs. Chicago in the Eastern Conference Finals and averaged 2.0 points (.500 FG%, 1.000 FT%) and 0.5 rebounds in 13.0 minutes...did not see action in the NBA Finals vs. Dallas...in the **2010 Playoffs**, came off the bench in the lone game he appeared in Miami's Opening Round series vs. the Celtics and had two points in 8:37 of playing time in Game 2 at Boston on Apr. 20...was a DNP-CD in the other four games of the series...during the **2009 Playoffs**, started all seven games for the Heat in their Opening Round series vs. Atlanta and averaged 9.6 points (.531 FG%, .917 FT%) and 2.3 rebounds in 33.6 minutes...his .917 free throw percentage and .500 three-point field goal percentage both set Heat individual franchise records for a seven-game postseason series...ranked second on the team in three-point field goals made and minutes played...scored in double figures on three occasions...converted a pair of four-point plays 11 seconds apart in the second quarter of Game 4 on Apr. 27...during the **2007 Playoffs**, saw action in all 11 contests (six starts) for the Phoenix Suns and averaged 5.0 points (.528 FG%, .818 FT%) and 1.4 rebounds in 15.5 minutes...scored in double figures twice...started all five games in the Opening Round series against the Lakers and averaged 7.0 points (.478 FG%, .857 FT%) and 1.8 rebounds in 18.8 minutes...made one start in the Western Conference Semifinal series against the Spurs and averaged 3.3 points (.615 FG%, .750 FT%), 1.0 rebounds in 12.8 minutes in the six-game series...2006: Appeared in all 20 games (six starts) for the Suns and averaged 4.3 points (.341 FG%, .846 FT%) and 3.6 rebounds in 17.7 minutes...scored in double figures on three occasions...averaged 6.4 points (.400 FG%, 1.000 FT%) and 3.7 rebounds in 18.9 minutes during the Opening Round series against the Lakers...made his first career postseason start against the Lakers in Game 4 at Los Angeles on Apr. 30...appeared in all seven games (two starts) in the Western Conference Semifinals against the Clippers and averaged 3.4 points (.267 FG%, .778 FT%) and 3.4 rebounds in 15.4 minutes...averaged 2.8 points (.353 FG%, .667 FT%), 3.7 rebounds and 1.67 blocks in 18.8 minutes during the Western Conference Finals vs. Dallas...2005: Came off the bench in all 13 games for the Pacers and averaged 4.0 points (.413 FG%, .444 FT%) and 2.1 rebounds in 16.5 minutes...topped the Pacers in three-point field goal percentage and ranked third in three-point field goals made and blocks...scored in double figures twice...averaged 5.9 points (.452 FG%, .444 FT%), 2.4 rebounds and 1.0 assists in 20.6 minutes in the Opening Round series vs. Boston...made his postseason debut in Game 1 at Boston on Apr. 23...averaged 1.8 points (.333 FG%, .000 FT%) and 1.7 rebounds in 11.7 minutes in the Eastern Conference Semifinals vs. Detroit...in the **2004 Playoffs**, was not included on the Pacers' postseason roster.

1 JAMES JONES

JONES HIGHS	2016-17 SEASON HIGHS	CAREER HIGHS	PLAYOFF HIGHS
Points	15 @ Memphis 12/14/16	27 @ Seattle 11/28/04	25 vs. Boston 5/1/11
Field Goals Made	5 3 Times	10 @ Seattle 11/28/04	6 vs. Chicago 5/6/15
Field Goals Attempted	16 vs. Toronto 4/12/17	16 2 Times	10 3 Times
Three Point FG Made	4 2 Times	6 5 Times	5 2 Times
Three Point FG Attempted	12 vs. Toronto 4/12/17	12 2 Times	9 vs. Chicago 5/6/15
Free Throws Made	2 6 Times	9 @ Denver 1/10/06	10 vs. Boston 5/1/11
Free Throws Attempted	5 vs. Sacramento 1/25/17	11 @ Denver 1/10/06	10 vs. Boston 5/1/11
Offensive Rebounds	1 3 Times	5 vs. Boston 11/23/04	5 vs. L.A. Clippers 5/16/06
Defensive Rebounds	5 2 Times	12 vs. Orlando 11/20/04	7 2 Times
Total Rebounds	6 vs. Toronto 4/12/17	12 vs. Orlando 11/20/04	9 2 Times
Assists	3 @ Miami 3/4/17	5 vs. New Orleans/Oklahoma City 4/17/06	5 vs. Atlanta 5/24/15
Steals	1 5 Times	4 vs. Detroit 4/8/12	2 6 Times
Blocks	2 @ Milwaukee 11/29/16	4 vs. Memphis 2/8/06	6 @ Dallas 5/26/06
Minutes Played	36 vs. Toronto 4/12/17	47 vs. Dallas 11/1/05	42 @ Atlanta 4/29/09

NBA REGULAR SEASON

TEAM	YEAR	GP	GS	MIN	MPG	TOTAL			3-POINT			FREE THROWS			REBOUNDS				AST	APG	PF	DQ	STL	SPG	BLK	BPG	PTS	PPG
						FGM	FGA	PCT	GM	GA	PCT	FTM	FTA	PCT	OFF	DEF	TOT	RPG										
IND	03-04	6	0	26	4.3	2	9	.222	1	4	.250	2	2	1.000	0	2	2	0.3	0	0.0	1	0	1	0.2	0	0.0	7	1.2
IND	04-05	75	24	1330	17.7	126	318	.396	66	166	.398	53	62	.855	39	135	174	2.3	57	0.8	123	1	31	0.4	28	0.4	371	4.9
PHX	05-06	75	24	1772	23.6	243	581	.418	110	285	.386	103	121	.851	44	209	253	3.4	57	0.8	142	0	38	0.5	49	0.7	699	9.3
PHX	06-07	76	7	1376	18.1	162	440	.368	90	238	.378	71	81	.877	33	143	176	2.3	45	0.6	115	1	28	0.4	42	0.6	485	6.4
POR	07-08	58	3	1276	22.0	143	327	.437	91	205	.444	86	98	.878	43	118	161	2.8	34	0.6	96	0	24	0.4	15	0.3	463	8.0
MA	08-09	40	1	630	15.8	55	149	.369	33	96	.344	26	31	.839	12	50	62	1.6	20	0.5	58	0	12	0.3	14	0.4	169	4.2
MA	09-10	36	6	503	14.0	43	119	.361	37	90	.411	23	28	.821	4	41	45	1.3	17	0.5	45	1	11	0.3	4	0.1	146	4.1
MA	10-11	81	8	1549	19.1	146	346	.422	123	287	.429	60	72	.833	23	137	160	2.0	43	0.5	129	0	29	0.4	19	0.2	475	5.9
MA	11-12	51	10	666	13.1	57	150	.380	46	114	.404	25	30	.833	6	43	49	1.0	19	0.4	45	0	17	0.3	9	0.2	185	3.6
MA	12-13	38	0	221	5.8	21	61	.344	16	53	.302	2	4	.500	0	22	22	0.6	13	0.3	16	0	2	0.1	6	0.2	60	1.6
MA	13-14	20	6	236	11.8	31	68	.456	28	54	.519	7	11	.636	2	21	23	1.2	9	0.5	6	0	3	0.2	4	0.2	97	4.9
CLE	14-15	57	2	669	11.7	74	201	.368	63	175	.360	39	46	.848	9	53	62	1.1	24	0.4	67	0	13	0.2	8	0.1	250	4.4
CLE	15-16	48	0	463	9.6	58	142	.408	41	104	.394	21	26	.808	8	42	50	1.0	14	0.3	50	0	11	0.2	10	0.2	180	3.8
CLE	16-17	48	2	381	7.9	44	92	.478	31	66	.470	13	20	.650	3	35	38	0.8	14	0.3	37	0	6	0.1	10	0.2	132	2.8
TOTAL		709	93	11098	15.7	1205	3003	.401	776	1937	.401	531	632	.840	226	1051	1277	1.8	366	0.5	930	3	226	0.3	218	0.3	3719	5.2

NBA PLAYOFFS

TEAM	YEAR	GP	GS	MIN	MPG	TOTAL			3-POINT			FREE THROWS			REBOUNDS				AST	APG	PF	DQ	STL	SPG	BLK	BPG	PTS	PPG
						FGM	FGA	PCT	GM	GA	PCT	FTM	FTA	PCT	OFF	DEF	TOT	RPG										
IND	04-05	13	0	214	16.5	19	46	.413	10	25	.400	4	9	.444	5	22	27	2.1	10	0.8	18	0	7	0.5	7	0.5	52	4.0
PHX	05-06	20	6	353	17.7	28	82	.341	8	26	.308	22	26	.846	16	56	72	3.6	5	0.3	25	0	5	0.3	18	0.9	86	4.3
PHX	06-07	11	6	171	15.5	19	36	.528	8	18	.444	9	11	.818	3	12	15	1.4	3	0.3	11	0	2	0.2	2	0.2	55	5.0
MA	08-09	7	7	235	33.6	17	32	.531	11	22	.500	22	24	.917	2	14	16	2.3	5	0.7	19	1	3	0.4	1	0.1	67	9.6
MA	09-10	1	0	5	5.0	0	1	.000	0	1	.000	2	2	1.00	0	0	0	0.0	0	0.0	1	0	0	0.0	0	0.0	2	2.0
MA	10-11	12	0	272	22.7	24	51	.471	17	37	.459	13	13	1.00	3	27	30	2.5	2	0.2	24	0	6	0.5	2	0.2	78	6.5
MA	11-12	20	0	173	8.7	16	43	.372	9	30	.300	10	10	1.00	5	15	20	1.0	2	0.1	12	0	3	0.2	1	0.1	51	2.6
MA	12-13	9	0	33	3.7	3	7	.429	3	4	.750	0	0	.000	0	3	3	0.3	0	0.0	3	0	0	0.0	1	0.1	9	1.0
MA	13-14	15	0	126	8.4	18	40	.450	15	32	.469	2	3	.667	3	8	11	0.7	5	0.3	17	0	3	0.2	2	0.1	53	3.5
CLE	14-15	20	0	311	15.6	26	75	.347	22	64	.344	13	14	.929	1	28	29	1.5	9	0.5	42	0	8	0.4	3	0.2	87	4.4
CLE	15-16	12	0	55	4.6	2	10	.200	1	7	.143	1	4	.250	1	3	4	0.3	3	0.3	3	0	0	0.0	0	0.0	6	0.5
TOTAL		140	19	1948	13.9	172	423	.407	104	266	.391	98	116	.845	39	188	227	1.6	44	0.3	175	1	37	0.3	37	0.3	546	3.9

JAMES JONES GAME-BY-GAME STATS

DATE	TM	@	OPP	WL	O	P	G	GS	MIN	FG	FGA	FG%	FG3	FG3A	FG3%	FT	FTA	FT%	OREB	DREB	REB	AST	PF	DQ	STL	TO	BLK	PTS	PPG
10/25/2016	CLE	v	NY	W.	-	-	1	0	6	1	2	.500	1	1	1.000	2	2	1.000	0	0	0	0	1	0	0	0	0	5	5.0
10/28/2016	CLE	@	TOR	W.	-	DNP																							
10/29/2016	CLE	v	ORL	W.	-	DNP																							
11/01/2016	CLE	v	HOU	W.	-	DNP																							
11/03/2016	CLE	v	BOS	W.	-	2	0		1	0	0	---	0	0	---	0	0	---	0	0	0	0	0	0	0	1	0	0	2.5
11/05/2016	CLE	@	PHI	W.	-	DNP																							
11/08/2016	CLE	v	ATL	.L	-	DNP																							
11/11/2016	CLE	@	WAS	W.	-	3	0		1	0	1	.000	0	1	.000	0	0	---	0	1	1	0	0	0	0	0	0	0	1.7
11/13/2016	CLE	v	CHA	W.	-	DNP																							
11/15/2016	CLE	v	TOR	W.	-	DNP																							
11/16/2016	CLE	@	IND	.L	-	4	0		1	1	1	1.000	1	1	1.000	0	0	---	0	0	0	0	0	0	0	0	0	3	2.0
11/18/2016	CLE	v	DET	W.	-	5	0		2	1	2	.500	0	1	.000	0	0	---	0	0	0	0	0	0	0	0	0	2	2.0
11/23/2016	CLE	v	POR	W.	-	6	0		4	0	0	---	0	0	---	0	0	---	0	1	1	0	0	0	0	0	0	0	1.7
11/25/2016	CLE	v	DAL	W.	-	7	0		6	3	3	1.000	3	3	1.000	0	0	---	0	0	0	0	0	0	0	0	0	9	2.7
11/27/2016	CLE	@	PHI	W.	-	8	0		11	2	2	1.000	2	2	1.000	0	0	---	0	0	0	0	2	0	1	0	0	6	3.1
11/29/2016	CLE	@	MIL	.L	-	9	0		11	1	3	.333	1	2	.500	0	0	---	0	0	0	0	1	0	0	1	2	3	3.1
12/01/2016	CLE	v	LAC	.L	-	10	0		7	0	1	1.000	0	0	---	0	0	---	1	0	1	2	0	0	0	1	0	0	2.8
12/02/2016	CLE	@	CHI	.L	-	DNP																							
12/05/2016	CLE	@	TOR	W.	-	DNP																							
12/07/2016	CLE	@	NY	W.	-	11	0		8	3	3	1.000	3	3	1.000	0	0	---	0	0	0	0	1	0	1	0	0	9	3.4
12/09/2016	CLE	v	MIA	W.	-	12	0		4	0	0	---	0	0	---	0	0	---	0	0	0	0	0	0	0	0	1	0	3.1
12/10/2016	CLE	v	CHA	W.	-	DNP																							
12/13/2016	CLE	v	MEM	W.	-	13	0		3	0	0	---	0	0	---	0	0	---	0	0	0	0	0	0	0	0	0	0	2.8
12/14/2016	CLE	@	MEM	.L	-	14	0		25	5	8	.625	3	5	.600	2	3	.667	0	1	1	0	2	0	0	1	1	15	3.7
12/17/2016	CLE	v	LAL	W.	-	DNP																							
12/20/2016	CLE	@	MIL	W.	1	-	15	0	2	0	0	---	0	0	---	1	2	.500	0	0	0	0	1	0	0	0	0	1	3.5
12/21/2016	CLE	v	MIL	W.	-	16	0		3	0	0	---	0	0	---	0	0	---	0	1	1	0	1	0	0	0	0	0	3.3
12/23/2016	CLE	v	BRK	W.	-	17	0		16	0	4	.000	0	2	.000	0	0	---	0	1	1	1	1	0	0	0	0	0	3.1
12/25/2016	CLE	v	GS	W.	-	DNP																							
12/26/2016	CLE	@	DET	.L	-	18	0		14	0	2	.000	0	1	.000	0	0	---	0	1	1	0	1	0	0	0	1	0	2.9
12/29/2016	CLE	v	BOS	W.	-	DNP																							
12/31/2016	CLE	@	CHA	W.	-	19	0		2	0	0	---	0	0	---	0	0	---	0	0	0	0	0	0	0	0	0	0	2.8
01/02/2017	CLE	v	NO	W.	-	20	0		8	1	2	.500	1	2	.500	0	0	---	0	0	0	1	0	0	0	0	0	3	2.8
01/04/2017	CLE	v	CHI	.L	-	21	0		15	1	3	.333	1	2	.500	0	0	---	0	5	5	0	2	0	0	0	0	3	2.8
01/06/2017	CLE	@	BRK	W.	-	DNP																							
01/08/2017	CLE	@	PHO	W.	-	DNP																							
01/10/2017	CLE	@	UTA	.L	-	22	0		0	0	0	---	0	0	---	0	0	---	0	0	0	0	0	0	0	0	0	0	2.7
01/11/2017	CLE	@	POR	.L	-	23	0		7	1	2	.500	1	2	.500	2	2	1.000	0	2	2	0	0	0	0	0	0	5	2.8
01/13/2017	CLE	@	SAC	W.	-	24	0		1	0	0	---	0	0	---	0	0	---	0	1	1	0	0	0	0	0	0	0	2.7
01/16/2017	CLE	@	GS	.L	-	25	0		7	0	0	---	0	0	---	0	0	---	0	0	0	0	1	0	0	0	0	0	2.6
01/19/2017	CLE	v	PHO	W.	-	F 26	1		20	5	8	.625	4	6	.667	0	0	---	0	0	0	2	3	0	0	2	1	14	3.0
01/21/2017	CLE	v	SA	.L	1	DNP																							
01/23/2017	CLE	@	NO	.L	-	DNP																							
01/25/2017	CLE	v	SAC	.L	1	-	27	1	14	0	2	.000	0	2	.000	2	5	.400	1	2	3	0	0	0	0	0	0	2	3.0
01/27/2017	CLE	v	BRK	W.	-	DNP																							
01/29/2017	CLE	v	OKC	W.	-	28	1		11	1	2	.500	0	1	.000	0	0	---	0	0	0	0	1	0	0	0	0	2	2.9
01/30/2017	CLE	@	DAL	.L	-	29	1		3	1	1	1.000	1	1	1.000	0	0	---	0	0	0	0	0	0	0	0	0	3	2.9
02/01/2017	CLE	v	MIN	W.	-	30	1		9	1	2	.500	0	1	.000	0	0	---	0	2	2	1	3	0	0	1	1	2	2.9
02/04/2017	CLE	@	NY	W.	-	DNP																							
02/06/2017	CLE	@	WAS	W.	1	DNP																							
02/08/2017	CLE	@	IND	W.	-	31	1		2	1	1	1.000	1	1	1.000	0	0	---	0	0	0	0	0	0	0	0	0	3	2.9
02/09/2017	CLE	@	OKC	.L	-	32	1		1	1	1	1.000	1	1	1.000	0	0	---	0	1	1	0	0	0	0	0	0	3	2.9
02/11/2017	CLE	v	DEN	W.	-	33	1		1	0	0	---	0	0	---	0	0	---	0	0	0	0	0	0	0	0	0	0	2.8
02/14/2017	CLE	@	MIN	W.	-	34	1		9	0	1	.000	0	1	.000	0	0	---	0	0	0	0	1	0	0	0	0	0	2.7
02/15/2017	CLE	v	IND	W.	-	35	1		3	1	2	.500	1	2	.500	0	0	---	0	0	0	0	0	0	0	0	0	3	2.7
02/23/2017	CLE	v	NY	W.	-	36	1		3	0	0	---	0	0	---	0	0	---	0	0	0	0	1	0	0	0	0	0	2.7
02/25/2017	CLE	v	CHI	.L	-	37	1		23	5	6	.833	4	5	.800	0	0	---	0	2	2	1	4	0	1	0	1	14	3.0
02/27/2017	CLE	v	MIL	W.	-	DNP																							
03/01/2017	CLE	@	BOS	.L	-	DNP																							
03/03/2017	CLE	@	ATL	W.	-	DNP																							
03/04/2017	CLE	@	MIA	.L	-	F 38	2		27	1	3	.333	0	2	.000	0	0	---	0	3	3	3	4	0	1	1	0	2	2.9
03/06/2017	CLE	v	MIA	.L	-	DNP																							
03/09/2017	CLE	@	DET	.L	-	DNP																							
03/11/2017	CLE	@	ORL	W.	-	39	2		2	0	0	---	0	0	---	0	0	---	0	0	0	0	0	0	0	0	0	0	2.9
03/12/2017	CLE	@	HOU	.L	-	DNP																							
03/14/2017	CLE	v	DET	W.	-	40	2		6	0	1	.000	0	1	.000	2	3	.667	0	1	1	0	0	0	0	0	0	2	2.9
03/16/2017	CLE	v	UTA	W.	-	DNP																							
03/18/2017	CLE	@	LAC	.L	-	41	2		17	0	2	.000	0	1	.000	0	0	---	0	1	1	0	2	0	0	0	0	0	2.8
03/19/2017	CLE	@	LAL	W.	-	DNP																							
03/22/2017	CLE	@	DEN	.L	-	42	2		3	2	2	1.000	1	1	1.000	0	0	---	0	1	1	0	0	0	0	0	0	5	2.8
03/24/2017	CLE	@	CHA	W.	-																								

26 KYLE KORVER

Guard 6-7, 212 lbs 3/17/81 Creighton

Years Pro: 14

DRAFTED: By the New Jersey Nets in the second round (51st overall pick) of the 2003 NBA Draft.

ACQUIRED: From the Atlanta Hawks in exchange for guard/forward Mike Dunleavy, guard Mo Williams, cash considerations and a protected first round draft pick on January 7, 2017.



2016-17 SEASON:

- Played in 67 games (22 starts) with Atlanta and Cleveland
- Averaged 10.1 points on .464 shooting, including .451 from three-point range, 2.8 rebounds and 1.6 assists in 26.2 minutes per game
- Also shot .905 from the charity stripe
- Played in 35 games with the Cavaliers (one start), averaging 10.7 points on .487 shooting from the floor, including .485 from beyond the arc and 2.8 rebounds in 24.5 minutes; shot .933 from the free throw line
- In 32 games with the Hawks (21 starts), averaged 9.5 points on .439 shooting, including a .409 clip from three-point range, 2.8 rebounds and 2.3 assists in 27.9 minutes; shot .889 from the charity stripe
- Is tied for 5th in NBA history with 2,049 career three-pointers
- Ranked 1st in the NBA in three-point percentage this season (.451)
- Scored in double figures 34 times, including 18 times as a member of the Cavaliers
- Notched double digits in points in a season-best four straight games from Feb. 1-Feb. 8 (averaged 18.3 points over that span) and again from Feb.15-Feb. 27 (averaged 17.3 points)
- Drained three or more triples in 29 games, including four or more treys 15 times, five or more triples on six occasions, six or more treys on four occasions and eight three-pointers once
- Grabbed a season-high eight rebounds on two occasions (Jan. 1 with Atlanta against San Antonio and April 10 at Miami with the Cavaliers)
- Played in his 1,000th career game at Golden State on Jan. 16
- Scored his 10,000th career point with his 13th point of the night against Brooklyn on Jan. 27
- Tied his career high with eight three-pointers and finished with a season-high, Cavalier-high 29 points on 10-12 (.833) shooting from the floor in 26 minutes off the bench at Indiana on Feb. 8; went 8-9 (.889) from deep, marking the highest three-point percentage for any Cavs player ever with at least eight made threes; tied the team's record for three-pointers made off the bench (C.J. Miles-8 on 12/29/12)
- Moved past Jason Kidd (1,988) for 7th place in all-time three-pointers made with his fifth trey at Indiana on Feb. 8
- Finished with 22 points on 8-12 (.667) shooting, including a 6-8 (.750) clip from three-point range and a season-high tying two steals in 25 minutes versus Indiana on Feb. 15; became just the 7th player in NBA history to hit 2,000 career three-pointers with his second triple of the night
- Delivered 20 points on 7-12 (.583) shooting from the field and a 6-10 (.600) clip from deep in 32 minutes versus New York on Feb. 23
- Had back-to-back games with at least six three-pointers for the first time in his career on Feb. 15 versus Indiana and Feb. 23 versus New York; became the first player in Cavaliers history to make six or more three-pointers in consecutive games off the bench
- Along with Channing Frye, became one of two players to convert at least five three-pointers off the bench in consecutive games when he did so from Feb. 15-23; before Frye and then Korver, had not been done since Dan Majerle in April 1996
- With Cleveland, led or tied for the team lead in blocks three times, steals three times and points once
- Was a DNP-CD once this season with Atlanta and three times with Cleveland, was a DND once with Atlanta and once with Cleveland and was NWT twice with Atlanta
- Missed one game for Atlanta due to personal reasons on Nov. 8; missed one game for Atlanta due to rest on Nov. 23; missed one game with Atlanta due to illness on Dec. 23; missed 11 games for the Cavaliers from March 9-March 19 and March 27-April 2 due to left foot soreness
- Was placed on the Inactive List seven times on the season

PLAYOFF CAREER: Has appeared in 91 postseason games (38 starts) with Atlanta, Philadelphia, Utah and Chicago with averages of 8.8 points on .416 shooting from the floor, 2.9 rebounds and 1.3 assists in 26.3 minutes...also shooting .386 from three-point range and .891 from the free throw line...played in 10 games (eight starts) with the Atlanta Hawks in the **2016 PLAYOFFS**...averaged 10.3 points on .467 shooting from the field, 4.8 rebounds and 1.0 assists in 31.6 minutes... also shot .444 from beyond the arc and a perfect 1.000 from the free throw line...scored in double-figures six times...started the first 14 games of the **2015 PLAYOFFS** for Atlanta before suffering a right ankle sprain in Game 2 of the Eastern Conference Finals against Cleveland and missing the final two contests...averaged 11.1 points, 5.0 rebounds, 2.4 assists, 1.4 steals and 1.1 blocks in 37.5 minutes...shot .813 from the charity stripe...grabbed a playoff career-high 11 rebounds at Brooklyn on April 27 while adding 16 points for his first career postseason double-double...started all seven games in the **2014 PLAYOFFS** versus Indiana, averaging 13.4 points and 5.3 rebounds in 35.7 minutes per game... shot .455 from the field, .426 from three and .917 from the free throw line...during the **2013 PLAYOFFS**, played in six games (two starts), averaging 10.2 points and 3.3 rebounds in 29.5 minutes in the first round series against the Pacers...shot .917 from the charity stripe...in the **2012 PLAYOFFS** with Chicago against Philadelphia, averaged 3.8 points, 1.7 rebounds and 1.5 assists...during the **2011 PLAYOFFS** with Chicago, came off the bench in all 16 contests, averaging 6.6 points, 1.2 rebounds and 1.1 assists...saw action in 10 games off the bench for Utah in the **2010 PLAYOFFS**, averaging 8.3 points on a postseason-best .525 shooting, including a playoff career-best .478 from beyond the arc, 1.3 assists and 1.1 rebounds in 21.0 minutes...tallied a playoff career-high 23 points versus the L.A. Lakers on May 10...played in five games (two starts) for the Jazz in the **2009 PLAYOFFS**, averaging 10.6 points, 2.6 assists and 2.2 rebounds in 27.2 minutes...in 12 games with Utah during the **2008 PLAYOFFS**, averaged 7.8 points and 2.2 rebounds in 21.6 minutes...during the **2005 PLAYOFFS** with Philadelphia, averaged 5.0 points, 2.6 rebounds and 1.6 assists 29.2 minutes in five games.

26 KYLE KORVER

KORVER HIGHS	2016-17 SEASON HIGHS	CAREER HIGHS	PLAYOFF HIGHS
Points	29 @ Indiana 2/8/17	31 2 Times	23 vs. L.A. Lakers 5/8/10
Field Goals Made	10 @ Indiana 2/8/17	11 2 Times	9 vs. L.A. Lakers 5/8/10
Field Goals Attempted	13 vs. Detroit 12/30/16	20 @ Denver 1/2/07	16 @ Brooklyn 4/27/15
Three Point FG Made	8 @ Indiana 2/8/17	8 3 Times	6 @ Brooklyn 5/1/15
Three Point FG Attempted	10 2 Times	15 @ Milwaukee 3/1/05	13 @ Brooklyn 4/27/15
Free Throws Made	5 vs. Detroit 12/30/16	10 vs. Chicago 2/25/06	6 2 Times
Free Throws Attempted	6 vs. Detroit 12/30/16	10 vs. Chicago 2/25/06	6 2 Times
Offensive Rebounds	1 7 Times	5 @ L.A. Lakers 3/27/05	3 @ L.A. Lakers 5/4/08
Defensive Rebounds	8 2 Times	10 5 Times	11 @ Brooklyn 4/27/15
Total Rebounds	8 2 Times	11 2 Times	11 @ Brooklyn 4/27/15
Assists	7 @ Orlando 1/4/17	9 2 Times	6 vs. Denver 4/23/10
Steals	2 9 Times	6 vs. Cleveland 3/4/05	6 vs. Washington 5/13/15
Blocks	4 vs. Minnesota 12/21/16	4 2 Times	3 vs. Washington 5/5/15
Minutes Played	39 vs. San Antonio 1/1/17	48 4 Times	47 @ Boston 4/24/16

NBA REGULAR SEASON

TEAM	YEAR	GP	GS	MIN	MPG	TOTAL			3-POINT			FREE THROWS			REBOUNDS				AST	APG	PF	DQ	STL	SPG	BLK	BPG	PTS	PPG
						FGM	FGA	PCT	GM	GA	PCT	FTM	FTA	PCT	OFF	DEF	TOT	RPG										
PHI	03-04	74	0	882	11.9	115	327	.352	81	207	.391	19	24	.792	30	81	111	1.5	40	0.5	102	2	25	0.3	8	0.1	330	4.5
PHI	04-05	82	57	2667	32.5	317	759	.418	226	558	.405	82	96	.854	40	339	379	4.6	182	2.2	265	2	103	1.3	33	0.4	942	11.5
PHI	05-06	82	43	2563	31.3	327	761	.430	184	438	.420	101	119	.849	27	243	270	3.3	163	2.0	224	1	65	0.8	26	0.4	939	11.5
PHI	06-07	74	1	2288	30.9	372	845	.440	132	307	.430	191	209	.914	30	229	259	3.5	105	1.4	188	1	57	0.8	20	0.3	1067	14.4
PHI-UTA	07-08	75	0	1732	23.1	255	575	.443	111	296	.375	119	130	.915	21	151	172	2.3	101	1.3	192	2	42	0.6	29	0.4	740	9.9
UTA	08-09	78	2	1874	24.0	245	560	.438	103	267	.386	112	127	.882	35	223	258	3.3	137	1.8	170	0	47	0.6	30	0.4	705	9.0
UTA	09-10	52	0	952	18.3	138	280	.493	59	110	.536	39	49	.796	10	101	111	2.1	89	1.7	76	0	26	0.5	12	0.2	374	7.2
CHI	10-11	82	0	1649	20.1	242	557	.434	120	289	.415	77	87	.885	12	138	150	1.8	124	1.5	156	0	35	0.4	20	0.2	681	8.3
CHI	11-12	65	7	1469	22.6	178	412	.432	118	271	.435	55	66	.833	26	133	159	2.4	112	1.7	110	0	36	0.6	15	0.2	529	8.1
ATL	12-13	74	60	2259	30.5	277	601	.461	189	414	.457	67	78	.859	23	270	293	4.0	146	2.0	170	1	70	0.9	37	0.5	810	10.9
ATL	13-14	71	71	2408	33.9	289	609	.475	185	392	.472	87	94	.926	22	260	282	4.0	208	2.9	147	0	70	1.0	24	0.3	850	12.0
ATL	14-15	75	75	2418	32.2	292	600	.487	221	449	.492	106	118	.898	15	289	304	4.1	196	2.6	140	1	52	0.7	42	0.6	911	12.1
ATL	15-16	80	80	2401	30.0	268	617	.434	158	397	.398	45	54	.833	14	246	260	3.3	164	2.1	161	0	60	0.8	35	0.4	739	9.2
CLE-ATL	16-17	67	22	1753	26.2	239	515	.464	162	359	.451	38	42	.905	7	179	186	2.8	110	1.6	107	0	34	0.5	21	0.3	678	10.1
TOTAL		1031	418	27315	26.5	3554	8018	.443	2049	4754	.431	1138	1293	.880	312	2882	3194	3.1	1877	1.8	2208	10	722	0.7	352	0.3	10295	10.0

NBA PLAYOFFS

TEAM	YEAR	GP	GS	MIN	MPG	TOTAL			3-POINT			FREE THROWS			REBOUNDS				AST	APG	PF	DQ	STL	SPG	BLK	BPG	PTS	PPG
						FGM	FGA	PCT	GM	GA	PCT	FTM	FTA	PCT	OFF	DEF	TOT	RPG										
PHI	04-05	5	5	147	29.4	8	28	.286	7	24	.292	2	2	1.000	3	10	13	2.6	8	1.6	18	0	4	0.8	1	0.2	25	5.0
UTA	07-08	12	0	259	21.6	30	73	.411	11	38	.289	23	25	.920	5	21	26	2.2	7	0.6	28	0	4	0.3	8	0.7	94	7.8
UTA	08-09	5	2	136	27.2	18	46	.391	12	26	.462	5	7	.714	2	9	11	2.2	13	2.6	9	0	3	0.6	1	0.2	53	10.6
UTA	09-10	10	0	210	21.0	32	61	.525	11	23	.478	8	9	.889	0	11	11	1.1	13	1.3	22	0	5	0.5	0	0.0	83	8.3
CHI	10-11	16	0	276	17.3	38	98	.388	22	52	.423	7	7	1.000	1	18	19	1.2	17	1.1	35	0	8	0.5	3	0.2	105	6.6
CHI	11-12	6	0	94	15.7	9	22	.409	4	13	.308	1	2	.500	1	9	10	1.7	9	1.5	10	0	3	0.5	3	0.5	23	3.8
ATL	12-13	6	2	177	29.5	19	49	.388	12	34	.353	11	12	.917	0	20	20	3.3	4	0.7	14	0	2	0.3	4	0.7	61	10.2
ATL	13-14	7	7	250	35.7	30	66	.455	23	54	.426	11	12	.917	2	35	37	5.3	5	0.7	15	0	4	0.6	2	0.3	94	13.4
ATL	14-15	14	14	526	37.6	52	133	.391	39	110	.355	13	16	.813	1	69	70	5.0	33	2.4	27	0	20	1.4	15	1.1	156	11.1
ATL	15-16	10	8	316	31.6	35	75	.467	24	54	.444	9	9	.857	3	45	48	4.8	10	1.0	23	1	9	0.9	4	0.4	103	10.3
TOTAL		91	38	2391	26.3	271	651	.416	165	428	.386	90	101	.891	18	247	265	2.9	119	1.3	201	1	62	0.7	41	0.5	797	8.8

KYLE KORVER GAME-BY-GAME STATS

DATE	TM	@	OPP	WL	O	P	G	GS	MIN	FG	FGA	FG%	FG3	FG3A	FG3%	FT	FTA	FT%	OREB	DREB	REB	AST	PF	DQ	STL	TO	BLK	PTS	PPG	
10/27/2016	ATL	v	WAS	W.	-	G	1	1	22	2	4	.500	1	3	.333	0	0	---	0	3	3	4	3	0	1	2	0	5	5.0	
10/29/2016	ATL	@	PHI	W.	-	G	2	2	24	6	8	.750	3	4	.750	0	0	---	0	2	2	3	0	0	2	2	0	15	10.0	
10/31/2016	ATL	v	SAC	W.	-	G	3	3	32	6	11	.545	5	8	.625	0	0	---	0	0	0	0	1	0	1	2	0	17	12.3	
11/02/2016	ATL	v	LAL	.L	-	G	4	4	27	1	6	.167	1	6	.167	0	0	---	0	4	4	2	3	0	0	1	0	3	10.0	
11/04/2016	ATL	@	WAS	.L	-	G	5	5	21	1	9	.111	1	6	.167	0	0	---	0	3	3	2	1	0	1	4	0	3	8.6	
11/05/2016	ATL	v	HOU	W.	-	G	6	6	30	4	6	.667	2	3	.667	0	0	---	0	2	2	2	0	0	2	2	1	10	8.8	
11/08/2016	ATL	@	CLE	W.	-	DNP																								
11/09/2016	ATL	v	CHI	W.	-	G	7	7	26	4	5	.800	2	2	1.000	1	1	1.000	0	2	2	2	5	0	0	3	0	11	9.1	
11/12/2016	ATL	v	PHI	W.	-	G	8	8	28	5	11	.455	3	8	.375	1	1	1.000	0	2	2	2	2	0	2	3	2	14	9.8	
11/15/2016	ATL	@	MIA	W.	-	G	9	9	29	2	4	.500	0	2	.000	0	0	---	0	2	2	0	0	0	0	3	1	4	9.1	
11/16/2016	ATL	v	MIL	W.	-	G	10	10	27	3	9	.333	2	7	.286	3	3	1.000	0	6	6	5	2	0	1	0	2	11	9.3	
11/18/2016	ATL	@	CHA	.L	-	G	11	11	29	2	6	.333	1	3	.333	0	0	---	0	0	0	2	2	0	0	1	0	5	8.9	
11/20/2016	ATL	@	NY	.L	-	G	12	12	37	7	12	.583	2	4	.500	1	1	1.000	0	4	4	1	1	0	2	0	0	17	9.6	
11/22/2016	ATL	v	NO	.L	-	G	13	13	29	5	6	.833	4	5	.800	0	0	---	0	2	2	4	2	0	0	1	0	14	9.9	
11/23/2016	ATL	@	IND	W.	-	DNP																								
11/25/2016	ATL	@	UTA	.L	-	G	14	14	26	1	4	.250	1	2	.500	0	1	.000	0	4	4	1	0	0	2	0	0	3	9.4	
11/27/2016	ATL	@	LAL	.L	-	G	15	15	32	3	10	.300	2	8	.250	2	2	1.000	0	4	4	2	2	0	0	2	0	10	9.5	
11/28/2016	ATL	@	GS	.L	-	G	16	16	30	1	6	.167	1	4	.250	0	0	---	0	1	1	3	2	0	1	3	0	3	9.1	
11/30/2016	ATL	@	PHO	.L	-	G	17	17	16	1	2	.500	1	1	1.000	0	0	---	0	1	1	1	2	0	0	0	1	3	8.7	
12/02/2016	ATL	v	DET	.L	-	G	18	18	34	2	8	.250	0	3	.000	3	4	.750	0	2	2	0	0	0	1	0	0	7	8.6	
12/03/2016	ATL	@	TOR	.L	-	G	19	19	25	3	7	.429	0	3	.000	0	0	---	0	0	0	1	2	0	2	2	0	6	8.5	
12/05/2016	ATL	v	OKC	.L	-	-	20	19	32	5	10	.500	3	6	.500	2	2	1.000	0	2	2	1	2	0	2	1	0	15	8.8	
12/07/2016	ATL	v	MIA	W.	-	-	21	19	34	3	9	.333	2	6	.333	1	1	1.000	0	3	3	5	3	0	0	1	0	9	8.8	
12/09/2016	ATL	@	MIL	W.	-	-	22	19	33	2	6	.333	1	5	.200	2	2	1.000	0	3	3	5	3	0	1	0	0	7	8.7	
12/13/2016	ATL	v	ORL	.L	-	-	23	19	27	4	6	.667	4	5	.800	0	0	---	0	1	1	0	1	0	0	0	0	12	8.9	
12/16/2016	ATL	@	TOR	W.	-	-	24	19	23	6	10	.600	6	10	.600	1	1	1.000	0	3	3	1	2	0	0	1	0	19	9.3	
12/17/2016	ATL	v	CHA	.L	-	-	25	19	20	3	8	.375	1	5	.200	0	0	---	0	4	4	2	0	0	0	0	0	7	9.2	
12/19/2016	ATL	@	OKC	W.	-	F	26	20	35	3	6	.500	2	4	.500	0	0	---	0	2	2	6	4	0	0	0	0	8	9.2	
12/21/2016	ATL	v	MIN	.L	-	F	27	21	33	4	10	.400	2	6	.333	0	0	---	0	5	5	3	1	0	0	4	4	10	9.2	
12/23/2016	ATL	@	DEN	W.	-	DNP																								
12/26/2016	ATL	@	MIN	.L	-	-	28	21	23	2	7	.286	2	6	.333	0	0	---	0	3	3	1	1	0	0	0	0	6	9.1	
12/28/2016	ATL	v	NY	W.	-	-	29	21	25	4	10	.400	3	5	.600	2	2	1.000	0	5	5	1	0	0	0	1	0	13	9.2	
12/30/2016	ATL	v	DET	W.	-	-	30	21	29	7	13	.538	3	8	.375	5	6	.833	0	3	3	2	0	0	0	1	0	22	9.6	
01/01/2017	ATL	v	SA	W.	-	1	-	31	21	39	5	.12	.417	4	9	.444	0	0	---	0	8	8	4	0	0	1	0	1	14	9.8
01/04/2017	ATL	@	ORL	W.	-	-	32	21	17	1	5	.200	0	2	.000	0	0	---	0	3	3	7	0	0	1	0	1	2	9.5	
01/05/2017	ATL	@	NO	W.	-	DNP																								
01/08/2017	CLE	@	PHO	W.	-	INA																								
01/10/2017	CLE	@	UTA	.L	-	-	33	21	18	1	5	.200	0	2	.000	0	0	---	0	3	3	0	1	0	0	1	0	2	9.3	
01/11/2017	CLE	@	POR	.L	-	-	34	21	25	1	5	.200	0	3	.000	0	0	---	0	2	2	1	3	0	0	1	0	2	9.1	
01/13/2017	CLE	@	SAC	W.	-	-	35	21	25	7	10	.700	4	6	.667	0	0	---	1	4	5	2	2	0	2	0	0	18	9.3	
01/16/2017	CLE	@	GS	.L	-	-	36	21	27	4	10	.400	3	8	.375	0	0	---	0	2	2	0	2	0	0	0	0	11	9.4	
01/19/2017	CLE	v	PHO	W.	-	-	37	21	25	3	10	.300	3	9	.333	0	0	---	0	5	5	0	1	0	2	2	0	9	9.4	
01/21/2017	CLE	v	SA	.L	-	1	-	38	22	2	3	.667	2	3	.667	0	0	---	1	1	2	0	0	0	0	0	0	6	9.3	
01/23/2017	CLE	@	NO	.L	-	-	39	21	26	2	4	.500	1	2	.500	0	0	---	0	4	4	0	0	0	0	0	0	5	9.2	
01/25/2017	CLE	v	SAC	.L	1	-	40	21	34	4	9	.444	4	7	.571	0	0	---	1	0	1	3	2	0	0	1	1	12	9.3	
01/27/2017	CLE	v	BRK	W.	-	-	41	21	22	5	11	.455	3	6	.500	1	1	1.000	1	1	2	0	0	0	0	1	0	14	9.4	
01/29/2017	CLE	v	OKC	W.	-	-	42	21	16	1	7	.143	1	6	.167	0	0	---	0	1	1	0	0	0	0	0	0	3	9.2	
01/30/2017	CLE	@	DAL	.L	-	-	43	21	26	1	2	.500	1	2	.500	1	2	.500	1	2	3	1	3	0	0	2	0	4	9.1	
02/01/2017	CLE	v	MIN	W.	-	-	44	21	24	8	11	.727	4	7	.571	0	0	---	0	1	1	2	2	0	0	0	1	20	9.3	
02/04/2017	CLE	@	NY	W.	-	-	45	21	31	3	9	.333	2	5	.400	3	3	1.000	0	4	4	1	1	0	0	0	0	11	9.4	
02/06/2017	CLE	@	WAS	W.	1	-	46	21	30	4	9	.444	4	8	.500	1	1	1.000	1	2	3	2	4	0	0	4	0	13	9.5	
02/08/2017	CLE	@	IND	W.	-	-	47	21	26	10	12	.833	8	9	.889	1	1	1.000	0	5	5	0	2	0	0	1	0	29	9.9	
02/09/2017	CLE	@	OKC	.L	-	-	48	21	26	3	3	1.000	2	2	1.000	0	0	---	0	1	1	0	2	0	1	2	1	8	9.8	
02/11/2017	CLE	v	DEN	W.	-	-	49	21	27	6	9	.667	2	3	.667	0	0	---	0	5	5	1	3	0	1	1	0	14	9.9	
02/14/2017	CLE	@	MIN	W.	-	-	50	21	27	2	5	.400	2	5	.400	0	0	---	0	5	5	1	2	0	1	1	1	6	9.8	
02/15/2017	CLE	v	IND	W.	-	-	51	21	25	8	12	.667	6	8	.750	0	0	---	0	5	5	2	2	0	2	1	1	22	10.1	
02/23/2017	CLE	v	NY	W.	-	-	52	21	31	7	12	.583	6	10	.600	0	0	---	0	3	3	3	1	0	1	0	0	20	10.3	
02/25/2017	CLE	v	CHI	.L	-	-	53	21	27	5	8	.625	4	7	.571	0	0	---	0	2	2	2	3	0	0	3	0	14	10.3	
02/27/2017	CLE	v	MIL	W.	-	-	54	21	29	5	11	.455	3	9	.333	0	0	---	0	3	3	0	2	0	0	0	0	13	10.4	
03/01/2017	CLE	@	BOS	.L	-	-	55	21	26	1	7	.143	1	4	.250	1	1	1.000	0	2	2	2	3	0	0	0	0	4	10.3	
03/03/2017	CLE	@	ATL	W.	-	-	56	21	30	3	8	.375	3	7	.429	0	0	---	0	2	2	3	2	0	1	2	1	9	10.3	
03/04/2017	CLE	@	MIA	.L	-																									

0 KEVIN LOVE

Forward 6-10, 251 lbs 9/7/88 UCLA

Years Pro: 9

DRAFTED: By the Memphis Grizzlies in the first round (5th overall pick) of the 2008 NBA Draft.

ACQUIRED: In a three-team trade that sent guard Andrew Wiggins and forward Anthony Bennett to the Minnesota Timberwolves and a protected 2015 first round pick (via Miami) to the Philadelphia 76ers on August 23, 2014. Minnesota acquired forward Thaddeus Young from the 76ers, while Philadelphia received forward Luc Mbah a Moute and guard Alexey Shved from the Timberwolves.



2016-17 SEASON:

- Played in 60 games (all starts) for Cleveland
- Averaged 19.0 points and 11.1 rebounds (8th in NBA), including 8.6 defensive boards (10th in NBA), in 31.4 minutes
- Shot .427 from the field, .373 from beyond the arc and .871 from the foul line (18th in NBA)
- Recorded 41 double-doubles (tied-12th in NBA); registered a season-high seven straight double-doubles twice (Nov. 5-18 and March 31-April 10); posted three first-half double-doubles
- Was one of five NBA players averaging at least 19.0 points and 10.0 rebounds this season (A. Davis, R. Westbrook, K. Towns, D. Cousins), but the only Eastern Conference player with those numbers
- Made 145 three-pointers, the 10th-most by a Cavs player in a single season; Was also one of three NBA players to make at least 100 three-pointers with averages of at least 10.0 rebounds in 2016-17 (R. Westbrook, D. Cousins)
- Selected as a 2017 NBA All-Star; his fourth All-Star selection, but did not play due to injury
- Won the Eastern Conference Player of the Week award for Nov. 21-27, his first time winning the award as a Cavalier (3rd of career); during that week, averaged 30.7 points on .553 shooting from the field, .655 (19-29) from three-point range, a perfect 21-21 from the foul line, 9.7 rebounds, 2.7 assists and 1.3 steals in 29.3 minutes
- Scored 20 or more points 27 times, including in a season-high six consecutive games from Dec. 5-17
- Also had three games with at least 30 points and one 40-point game
- Had 21 games with at least 20 points and 10 rebounds; posted 11 games with at least 15 points and 15 rebounds
- Pulled down at least 10 rebounds on 42 occasions, including 15 boards or more 14 times; recorded a season-high 17 rebounds on two occasions (Dec. 17 vs. LAL and Jan. 13 at SAC)
- Ranked 8th in the NBA in first quarter scoring average (7.6)
- Has an NBA-record 23 career games with at least 25 points, 15 rebounds and three three-pointers, including four times in 2016-17
- Pulled down his 6,000th career rebound against Atlanta on Nov. 8, becoming just the 5th active player to record 6,000 boards and 700 three-pointers (LeBron James, Paul Pierce, Carmelo Anthony, Dirk Nowitzki)
- **Tallied a season-high 40 points and eight rebounds against Portland on Nov. 23, which included 34 points in the first quarter, the second-most points scored by a player in any period in league history** (Klay Thompson, 37); also set the franchise record for points in a quarter, set the NBA record for points in a first quarter, set the franchise record for threes in any quarter (8 in first) and set the franchise record for field goals made in any quarter (11 in first)
- From Jan. 23-25, recorded consecutive games with at least 20 points, 15 rebounds and five assists for the first time as a Cavalier (His last time was 12/10/13 to 12/11/13)
- Had a season-high three blocks, to go with 19 points and 13 rebounds in 35 minutes against Toronto on Nov. 15
- made at least one three-pointer in 48 of 60 games, including 39 games with two or more three-pointers, 30 games with three or more three-pointers, 14 games with at least four triples, and six games with at least five threes
- Made his 800th career three-pointer against Memphis on Dec. 13, 2016
- Reached his 10,000th career point with his very first point against Golden State on Dec. 25, 2016
- Became the first player in franchise history to record 30 points, 15 rebounds and six three-pointers in a single game during a win over Boston on Dec. 29
- Dished out a season-high six assists to go with 22 points and 16 rebounds in 38 minutes at New Orleans on Jan. 23
- Passed Mo Williams for 7th place in three-point field goals in Cavaliers history with his fourth triple at Washington on Feb. 6, 2017; also passed J.R. Smith for 8th place in three-pointers made with his third trey at Brooklyn on Jan. 6, 2017; Craig Ehlo (381) for 9th place in three-pointers made at Charlotte on Dec. 31, 2016; and Damon Jones (344) for 10th place with his second trey at Chicago on Dec. 2, 2016
- Swiped a season-high three steals on seven occasions
- Shot a perfect 11-11 from the free throw line, while tallying 39 points (11-17 FG, 6-10 3FG), 12 rebounds, three assists and three steals in 42 minutes at Washington on Feb. 6
- Led or tied for the team lead in rebounds 34 times, blocks 11 times, steals 13 times and points eight times
- Was a DNP-CD one, DND four times and a NWT three times
- Missed two games due to rest on 12/14 and 4/12; missed two games from 12/20-12/21 due to a left knee contusion; missed one game due to illness on 1/4; missed three games due to lower back soreness on 1/19 and 1/30-2/1; missed 14 games due to a left knee arthroscopy from 2/14-3/14 and 3/18;
- Was placed on the Inactive List 14 times on the season

PLAYOFF CAREER: In 24 career postseason games (23 starts), owns averages of 14.6 points, 8.5 rebounds and 2.2 assists in 30.0 minutes...played in 20 games (19 starts) during Cleveland's championship run in the **2016 Playoffs**...had 10 double-doubles (ranked 3rd), averaging 14.7 points and 8.8 rebounds in 30.6 minutes...ranked 5th in the NBA Playoffs with 46 three-pointers made...had at least 20 points and 10 rebounds five times...recorded eight straight double-doubles from April 17-May 8, setting a franchise playoff record for consecutive double-doubles at any point of a single playoffs...notched a double-double in each game of the First Round against Detroit and finished the series with averages of 18.8 points and 12.0 rebounds in 35.8 minutes per game...posted four double-doubles in four games against Atlanta in the Second Round, averaging 19.0 points, including a .475 (19-40) mark from deep, 13.0 rebounds and 2.5 assists in 32.8 minutes...in Game 4 at Atlanta on May 8, had a game-high 27 points, a game-high 13 rebounds and four assists in 37 minutes; also shot 8-15 (.533) from deep, which tied the Cavs' playoff record for threes in a game...in the Eastern Conference Finals versus Toronto, averaged 15.2 points, 5.7 rebounds and 2.8 assists in 30.2 minutes while shooting .448 from three-point territory and .960 from the charity stripe...pulled down a team-high 14 rebounds while tallying nine points, three assists and a playoff career-high two steals in 30 minutes during Game 7 of the NBA Finals at Golden State on June 19...played in four games during the **2015 Playoffs**...averaged 14.3 points, a .429 clip from the three-point line, 7.0 rebounds and 2.5 assists in 26.8 minutes during the First Round against Boston...in his playoff debut, posted a double-double with 19 points, a game-high 12 rebounds, four assists and one steal in 33 minutes in Game 1 against the Celtics on April 19...shot 6-10 (.600) from beyond the arc and finished with 23 points, nine rebounds and three assists in 37 minutes in Game 3 of the First Round versus Boston on April 23...suffered a dislocated left shoulder in the first quarter during Game 4 in Boston and missed the remainder of the postseason due to the injury.

0 KEVIN LOVE

LOVE HIGHS	2016-17 SEASON HIGHS	CAREER HIGHS	POSTSEASON HIGHS
Points	40 vs. Portland 11/23/16	51 @ Oklahoma City 3/23/12	28 vs. Detroit 4/17/16
Field Goals Made	12 vs. Portland 11/23/16	16 @ Oklahoma City 3/23/12	10 vs. Detroit 4/17/16
Field Goals Attempted	23 @ Indiana 11/16/16	31 @ Charlotte 3/28/12	25 @ Atlanta 5/8/16
Three Point Field Goals Made	8 vs. Portland 11/23/16	8 3 Times	8 @ Atlanta 5/8/16
Three Point FG Attempted	16 vs. Boston 12/29/16	16 vs. Boston 12/29/16	15 @ Atlanta 5/8/16
Free Throws Made	12 vs. Boston 11/3/16	19 @ Milwaukee 12/27/11	8 vs. Toronto 5/19/16
Free Throws Attempted	13 vs. Boston 11/3/16	24 @ Milwaukee 12/27/11	9 vs. Toronto 5/19/16
Offensive Rebounds	7 @ Washington 11/11/16	12 vs. New York 11/12/10	6 @ vs. Atlanta 5/4/16
Defensive Rebounds	15 vs. Atlanta 4/7/17	21 @ Sacramento 11/27/12	12 @ Toronto 5/27/16
Total Rebounds	17 2 Times	31 vs. New York 11/12/10	15 @ Atlanta 5/6/16
Assists	6 @ New Orleans 1/23/17	10 3 Times	4 3 Times
Steals	3 7 Times	4 3 Times	2 @ Golden State 6/19/16
Blocks	3 vs. Toronto 11/15/16	4 2 Times	2 2 Times
Minutes Played	42 3 Times	49 @ Oklahoma City 3/23/12	39 2 Times

NBA REGULAR SEASON

TEAM	YEAR	GP	GS	MIN	MPG	TOTAL			3-POINT			FREE THROWS			REBOUNDS				AST	APG	PF	DQ	STL	SPG	BLK	BPG	PTS	PPG
						FGM	FGA	PCT	GM	GA	PCT	FTM	FTA	PCT	OFF	DEF	TOT	RPG										
MIN	08-09	81	37	2048	25.3	316	688	.459	2	19	.105	265	336	.789	274	460	734	9.1	84	1.0	205	1	35	0.4	50	0.6	899	11.1
MIN	09-10	60	22	1714	28.6	291	646	.450	35	106	.330	225	276	.815	227	431	658	11.0	136	2.3	136	0	43	0.7	23	0.4	842	14.0
MIN	10-11	73	73	2611	35.8	482	1026	.470	88	211	.417	424	499	.850	330	782	1112	15.2	184	2.5	148	0	45	0.6	28	0.4	1476	20.2
MIN	11-12	55	55	2145	39.0	474	1059	.448	105	282	.372	379	460	.824	226	508	734	13.3	111	2.0	152	0	47	0.9	28	0.5	1432	26.0
MIN	12-13	18	18	618	34.3	105	298	.352	20	92	.217	100	142	.704	64	188	252	14.0	42	2.3	34	0	13	0.7	9	0.5	330	18.3
MIN	13-14	77	77	2797	36.3	650	1421	.457	190	505	.376	520	633	.821	224	739	963	12.5	341	4.4	136	0	59	0.8	35	0.5	2010	26.1
CLE	14-15	75	75	2532	33.8	413	952	.434	144	392	.367	258	321	.804	142	589	731	9.7	168	2.2	140	1	51	0.7	39	0.5	1228	16.4
CLE	15-16	77	77	2424	31.5	409	977	.419	158	439	.360	258	314	.822	149	613	762	9.9	185	2.4	159	0	58	0.8	41	0.5	1234	16.0
CLE	16-17	60	60	1885	31.4	370	867	.427	145	389	.373	257	295	.871	148	518	666	11.1	116	1.9	125	3	53	0.9	21	0.4	1142	19.0
TOTAL		576	494	18774	32.6	3510	7934	.442	887	2435	.364	2686	3276	.820	1784	4828	6612	11.5	1367	2.4	1235	5	404	0.7	274	0.5	10593	18.4

NBA PLAYOFFS

TEAM	YEAR	GP	GS	MIN	MPG	TOTAL			3-POINT			FREE THROWS			REBOUNDS				AST	APG	PF	DQ	STL	SPG	BLK	BPG	PTS	PPG
						FGM	FGA	PCT	GM	GA	PCT	FTM	FTA	PCT	OFF	DEF	TOT	RPG										
CLE	14-15	4	4	107	26.8	17	41	.415	9	21	.429	14	19	.737	6	22	28	7.0	10	2.5	12	0	1	0.3	2	0.5	57	14.3
CLE	15-16	20	19	613	30.7	92	239	.385	46	111	.414	63	75	.840	34	141	175	8.8	42	2.1	34	0	9	0.5	8	0.4	293	14.7
TOTAL		24	23	720	30.0	109	280	.389	55	132	.417	77	94	.819	40	163	203	8.5	52	2.2	46	0	10	0.4	10	0.4	350	14.6

KEVIN LOVE GAME-BY-GAME STATS

	DATE	TM	@	OPP	WL	O	P	G	GS	MIN	FG	FGA	FG%	FG3	FG3A	FG3%	FT	FTA	FT%	OREB	DREB	REB	AST	PF	DQ	STL	TO	BLK	PTS	PPG	
10/25/2016	CLE	v	NY	W.	-	F	1	1		25	6	15	.400	2	6	.333	9	12	.750	2	10	12	2	3	0	3	2	0	23	23.0	
10/28/2016	CLE	@	TOR	W.	-	F	2	2		36	6	15	.400	2	5	.400	4	4	1.000	2	8	10	2	2	0	1	0	1	18	20.5	
10/29/2016	CLE	v	ORL	W.	-	F	3	3		33	6	17	.353	0	5	.000	7	7	1.000	3	2	5	0	6	1	0	4	1	19	20.0	
11/01/2016	CLE	v	HOU	W.	-	F	4	4		31	9	16	.563	1	2	.500	5	5	1.000	1	4	5	0	1	0	2	2	1	24	21.0	
11/03/2016	CLE	v	BOS	W.	-	F	5	5		33	5	15	.333	4	8	.500	12	13	.923	2	6	8	0	0	0	0	1	0	26	22.0	
11/05/2016	CLE	@	PHI	W.	-	F	6	6		38	8	16	.500	2	5	.400	2	3	.667	1	10	11	1	1	0	0	2	1	20	21.7	
11/08/2016	CLE	v	ATL	.L	-	F	7	7		38	7	17	.412	0	4	.000	10	11	.909	6	6	12	3	4	0	3	2	0	24	22.0	
11/11/2016	CLE	@	WAS	W.	-	F	8	8		34	4	12	.333	0	1	.000	6	9	.667	7	9	16	1	4	0	1	3	0	14	21.0	
11/13/2016	CLE	v	CHA	W.	-	F	9	9		26	6	10	.600	2	3	.667	3	4	.750	4	7	11	4	3	0	1	1	0	17	20.6	
11/15/2016	CLE	v	TOR	W.	-	F	10	10		35	5	16	.313	1	7	.143	8	9	.889	4	9	13	1	1	0	0	3	3	19	20.4	
11/16/2016	CLE	@	IND	.L	-	F	11	11		33	11	23	.478	4	10	.400	1	4	.250	3	13	16	1	0	0	0	2	0	27	21.0	
11/18/2016	CLE	v	DET	W.	-	F	12	12		27	5	10	.500	0	1	.000	2	2	1.000	1	12	13	1	1	0	0	4	0	12	20.3	
11/23/2016	CLE	v	POR	W.	-	F	13	13		32	12	20	.600	8	12	.667	8	8	1.000	4	4	8	3	2	0	1	1	1	40	21.0	
11/25/2016	CLE	v	DAL	W.	-	F	14	14		28	8	14	.571	7	9	.778	4	4	1.000	1	9	10	4	1	0	3	1	0	27	22.1	
11/27/2016	CLE	@	PHI	W.	-	F	15	15		28	6	13	.462	4	8	.500	9	9	1.000	3	8	11	1	0	0	0	1	0	25	22.8	
11/29/2016	CLE	@	MIL	.L	-	F	16	16		31	3	10	.300	2	7	.286	5	7	.714	1	12	13	2	2	0	1	1	0	13	21.3	
12/01/2016	CLE	v	LAC	.L	-	F	17	17		25	7	11	.636	2	5	.400	0	0	---	0	4	4	0	3	0	0	3	0	0	16	21.4
12/02/2016	CLE	@	CHI	.L	-	F	18	18		42	5	14	.357	3	7	.429	2	3	.667	0	9	9	3	3	0	1	3	1	15	21.1	
12/05/2016	CLE	@	TOR	W.	-	F	19	19		38	8	18	.444	6	11	.545	6	6	1.000	2	12	14	0	2	0	0	2	0	28	21.4	
12/07/2016	CLE	@	NY	W.	-	F	20	20		27	6	16	.375	4	12	.333	5	5	1.000	1	2	3	2	0	0	2	2	0	21	21.4	
12/09/2016	CLE	v	MIA	W.	-	F	21	21		31	11	18	.611	3	8	.375	3	4	.750	5	10	15	3	1	0	1	3	1	28	21.7	
12/10/2016	CLE	v	CHA	W.	-	F	22	22		36	7	12	.583	0	4	.000	8	10	.800	1	5	6	1	4	0	3	2	0	22	21.7	
12/13/2016	CLE	v	MEM	W.	-	F	23	23		35	9	17	.529	3	6	.500	8	8	1.000	3	10	13	3	0	0	2	2	0	29	22.0	
12/14/2016	CLE	@	MEM	.L	-	DNP																									
12/17/2016	CLE	v	LAL	W.	-	F	24	24		33	11	20	.550	3	7	.429	2	3	.667	3	14	17	4	1	0	1	2	0	27	22.3	
12/20/2016	CLE	@	MIL	W.	1	DNP																									
12/21/2016	CLE	v	MIL	W.	-	DNP																									
12/23/2016	CLE	v	BRK	W.	-	F	25	25		25	4	14	.286	2	7	.286	4	4	1.000	1	14	15	0	0	0	0	1	1	14	21.9	
12/25/2016	CLE	v	DET	W.	-	F	26	26		32	5	13	.385	3	7	.429	7	8	.875	1	5	6	3	5	0	1	0	0	20	21.8	
12/26/2016	CLE	@	GS	.L	-	F	27	27		26	6	14	.429	3	6	.500	2	2	1.000	4	10	14	1	2	0	2	5	1	17	21.7	
12/29/2016	CLE	v	BOS	W.	-	F	28	28		34	10	22	.455	6	16	.375	4	4	1.000	3	12	15	2	4	0	2	4	0	30	22.0	
12/31/2016	CLE	@	CHA	W.	-	F	29	29		39	8	20	.400	4	8	.500	8	8	1.000	2	8	10	0	0	0	0	2	0	28	22.2	
01/02/2017	CLE	v	NO	W.	-	F	30	30		24	5	19	.263	0	7	.000	2	3	.667	3	8	11	3	1	0	1	1	0	12	21.8	
01/04/2017	CLE	v	CHI	.L	-	DNP																									
01/06/2017	CLE	@	BRK	W.	-	F	31	31		36	5	16	.313	4	9	.444	3	3	1.000	3	10	13	2	2	0	0	4	0	17	21.7	
01/08/2017	CLE	@	PHO	W.	-	F	32	32		36	8	17	.471	3	10	.300	6	6	1.000	5	5	10	1	1	0	0	1	1	25	21.8	
01/10/2017	CLE	@	UTA	.L	-	F	33	33		37	4	14	.286	2	6	.333	2	2	1.000	0	9	9	3	4	0	0	2	0	12	21.5	
01/11/2017	CLE	@	POR	.L	-	F	34	34		28	5	15	.333	3	9	.333	4	4	1.000	0	8	8	1	0	0	0	1	0	17	21.4	
01/13/2017	CLE	@	SAC	W.	-	F	35	35		31	6	16	.375	1	6	.167	2	2	1.000	5	12	17	1	1	0	0	2	0	15	21.2	
01/16/2017	CLE	@	GS	.L	-	F	36	36		16	1	6	.167	0	2	.000	1	1	1.000	2	1	3	1	2	0	0	0	0	3	20.7	
01/19/2017	CLE	v	PHO	W.	-	DNP																									
01/21/2017	CLE	v	SA	.L	1	F	37	37		36	4	15	.267	3	11	.273	2	3	.667	1	10	11	3	3	0	0	3	0	13	20.5	
01/23/2017	CLE	@	NO	.L	-	F	38	38		38	7	15	.467	1	5	.200	7	8	.875	6	10	16	6	1	0	0	3	0	22	20.5	
01/25/2017	CLE	v	SAC	.L	1	F	39	39		39	7	16	.438	4	9	.444	3	6	.500	4	12	16	5	3	0	1	4	0	21	20.5	
01/27/2017	CLE	v	BRK	W.	-	F	40	40		28	5	13	.385	3	6	.500	0	0	---	2	12	14	2	1	0	1	2	1	13	20.3	
01/29/2017	CLE	v	OKC	W.	-	F	41	41		12	0	4	.000	0	3	.000	1	2	.500	0	8	8	1	1	0	0	0	0	1	19.9	
01/30/2017	CLE	@	DAL	.L	-	DNP																									
02/01/2017	CLE	v	MIN	W.	-	DNP																									
02/04/2017	CLE	@	NY	W.	-	F	42	42		35	7	16	.438	4	7	.571	5	6	.833	5	11	16	1	1	0	1	5	0	23	19.9	
02/06/2017	CLE	@	WAS	W.	1	F	43	43		42	11	17	.647	6	10	.600	11	11	1.000	4	8	12	3	3	0	3	4	0	39	20.4	
02/08/2017	CLE	@	IND	W.	-	F	44	44		35	3	11	.273	1	7	.143	7	7	1.000	0	10	10	2	2	0	1	1	1	14	20.2	
02/09/2017	CLE	@	OKC	.L	-	F	45	45		31	5	12	.417	0	1	.000	5	5	1.000	1	11	12	0	0	0	3	2	0	15	20.1	
02/11/2017	CLE	v	DEN	W.	-	F	46	46		34	5	11	.455	3	5	.600	3	4	.750	3	6	9	5	0	0	0	2	0	16	20.0	
02/14/2017	CLE	@	MIN	W.	-	INA																									
02/15/2017	CLE	v	IND	W.	-	INA																									
02/23/2017	CLE	v	NY	W.	-	INA																									
02/25/2017	CLE	v	CHI	.L	-	INA																									
02/27/2017	CLE	v	MIL	W.	-	INA																									
03/01/2017	CLE	@	BOS	.L	-	INA																									
03/03/2017	CLE	@	ATL	W.	-	INA																									
03/04/2017	CLE	@	MIA	.L	-	INA																									
03/06/2017	CLE	v	MIA	.L	-	INA																									
03/09/2017	CLE	@	DET	.L	-	INA																									

4 IMAN SHUMPERT

Guard 6-5, 220 lbs 6/26/90 Georgia Tech

Years Pro: 6

DRAFTED: By the New York Knicks in the first round (17th overall pick) of the 2011 NBA Draft.

ACQUIRED: From the New York Knicks along with J.R. Smith and a protected 2015 first round pick from the Oklahoma City Thunder in a three-team trade that sent Dion Waiters to the Thunder and Lou Amundson, Alex Kirk and a 2019 second round pick to the Knicks on Jan. 5, 2015. New York also received forward Lance Thomas from Oklahoma City.



2016-17 SEASON:

- Played in 76 games (31 starts) with Cleveland
- Averaged 7.5 points, 2.9 rebounds and 1.4 assists in 25.5 minutes
- Shot a career-high .411 from the field as well as .789 from the free throw line
- Scored in double figures 20 times this season
- Reached double figures in six straight contests from Jan. 13 to Jan. 25 (tied for 2nd-longest stretch of career)
- Drained at least two three-pointers 24 times, three or more 12 times, four or more six times and five twice
- Dished out a season-high four assists twice (Nov. 8 vs. Atlanta, Dec. 21 vs. Milwaukee)
- Recorded a season-high two blocks in five games
- Appeared in his 300th career game at Philadelphia on Nov. 5
- Swiped a season-high four steals against Washington on Nov. 11; had 16 multi-steal games
- Grabbed a season-high tying nine rebounds (all defensive) and tallied 16 points on 5-10 (.500) shooting in 30 minutes at Golden State on Jan. 16
- On Jan. 19 against Phoenix, finished with 17 points on 6-8 (.750) shooting and a season-best 5-6 (.833) mark from deep in 30 minutes
- Made a season-high tying five three-pointers to finish with 16 points in 34 minutes versus Oklahoma City on Jan. 29
- Tallied a season-high 18 points on a season-best 8-13 (.615) shooting, including 2-3 (.667) from deep, in 36 minutes versus Detroit on March 14
- Made the 1,000th field goal of his career on March 30 at Chicago
- Led or tied for the team lead in blocks 15 times, steals 18 times, rebounds once and points once
- Missed one game on Nov. 27 due to a left hamstring strain; missed three games from Feb. 8-Feb. 11 due to a left ankle sprain; missed two games on March 25 and March 27 due to right knee soreness
- Was a DND five times
- Was placed on the Inactive List once

PLAYOFF CAREER: In 54 career postseason games (29 starts), holds averages of 6.7 points, 4.0 rebounds and 0.9 steals in 26.3 minutes per game...also shooting .376 from the three-point line and .754 from the foul line...played in all 21 games during Cleveland's championship run in the **2016 Playoffs**... averaged 3.3 points and 2.2 rebounds in 17.5 minutes...converted a four-point play in Game 7 of the NBA Finals against Golden State...appeared in all 20 games (16 starts) during the Cavs' NBA Finals run in the **2015 Playoffs**...averaged 9.1 points, including a .355 (33-93) clip from the three-point line, 4.9 rebounds, and 1.3 1.3 steals in 34.8 minutes, while posting one double-double...shot a perfect 8-8 from the foul line while notching his 2nd career playoff double-double with 15 points, 10 rebounds, two steals and a playoff career-high three blocks in 38 minutes in Game 4 of the First Round against Boston on April 26...started all six games in the Eastern Conference Semifinals against Chicago and averaged 12.7 points, 4.5 rebounds, 1.3 steals and 1.0 block in 36.2 minutes...recorded a playoff career-best 22 points, including a 4-10 (.400) mark from deep, in 41 minutes against Chicago in Game 1 of the Second Round on May 4...in the Eastern Conference Finals versus Atlanta, averaged 9.5 points and 6.5 rebounds in 36.8 minutes...swiped a team-high 11 steals during the NBA Finals and averaged 6.5 points, 3.8 rebounds and 1.8 steals in 35.8 minutes per game...during the **2013 Playoffs**, started all 12 postseason games and averaged 9.3 ppg and 6.0 rpg with .410 shooting (41-100) over 28.1 mpg...key factor in first round with 9.0 ppg and 6.8 rpg with .452 shooting (19-42 FGA) over 28.5 mpg, starting all six games vs. Celtics...had 11 steals in the six games, three double-figure scoring games and one double-double (12 pts, career Playoff high 12 rebs in Game Four loss)...headline performer in Game Six clincher with 17 points (6-9 FGA, 3-3 from Downtown), six rebounds and two steals...authored perhaps game's biggest defensive play in fourth quarter, stealing Pierce pass and converting it into a fast break layup to halt Celtics' 20-0 run and give NY a 77-69 lead with 5:06 left...in East Semis vs. Pacers, had 9.7 ppg over 27.7 mpg...central figure in Knicks' comeback run in Game Six finale with Playoff career-high 19 points (6-10 FGA, 5-6 from Downtown) in 25 minutes (DQ), including three, 3PT FGM over 1:04 span in third quarter...during the **2012 Playoffs**, suffered torn left ACL and meniscus in third quarter of Game One loss at Miami, Apr. 28, 2012, and was sidelined for remainder of Playoffs.

4 IMAN SHUMPERT

SHUMPERT HIGHS	2016-17 SEASON HIGHS	CAREER HIGHS	PLAYOFF HIGHS
Points	18 vs. Detroit 3/14/17	27 @ San Antonio 1/2/14	22 vs. Chicago 5/4/15
Field Goals Made	8 vs. Detroit 3/14/17	10 2 Times	8 vs. Chicago 5/4/15
Field Goals Attempted	13 vs. Detroit 3/14/17	21 vs. Orlando 3/28/12	17 vs. Chicago 5/4/15
Three Point Field Goals Made	5 2 Times	6 2 Times	5 @ Indiana 5/18/13
Three Point FG Attempted	8 vs. Oklahoma City 1/29/17	10 vs. Orlando 3/28/12	10 vs. Chicago 5/4/15
Free Throws Made	7 vs. Boston 11/3/16	8 vs. Utah 3/9/13	8 @ Boston 4/26/15
Free Throws Attempted	8 vs. Boston 11/3/16	10 2 Times	8 2 Times
Offensive Rebounds	3 vs. Golden State 12/25/16	6 2 Times	4 2 Times
Defensive Rebounds	9 @ Golden State 1/16/17	10 vs. Boston 3/5/16	9 @ Boston 4/26/15
Total Rebounds	9 2 Times	16 vs. Boston 3/5/16	12 @ Boston 4/28/13
Assists	4 2 Times	9 @ Atlanta 11/13/13	4 3 Times
Steals	4 @ Washington 11/11/16	6 2 Times	4 @ Golden State 6/4/15
Blocks	2 5 Times	2 10 Times	3 2 Times
Minutes Played	39 @ Miami 4/10/17	45 vs. Chicago 4/8/12	44 @ Boston 4/28/13

NBA REGULAR SEASON

TEAM	YEAR	GP	GS	MIN	MPG	TOTAL			3-POINT			FREE THROWS			REBOUNDS				AST	APG	PF	DQ	STL	SPG	BLK	BPG	PTS	PPG
						FGM	FGA	PCT	GM	GA	PCT	FTM	FTA	PCT	OFF	DEF	TOT	RPG										
NYK	11-12	59	35	1705	28.9	214	534	.401	48	157	.306	87	109	.798	42	144	186	3.2	164	2.8	173	1	101	1.7	8	0.1	563	9.5
NYK	12-13	45	45	996	22.1	109	275	.396	51	127	.402	36	47	.766	31	105	136	3.0	75	1.7	99	1	43	1.0	7	0.2	305	6.8
NYK	13-14	74	58	1962	26.5	183	484	.378	76	228	.333	53	71	.746	81	227	308	4.2	129	1.7	209	1	92	1.2	13	0.2	495	6.7
NYK-CLE	14-15	62	25	1545	24.9	193	471	.410	67	196	.342	43	64	.672	55	169	224	3.6	135	2.2	138	2	81	1.3	16	0.3	496	8.0
CLE	15-16	54	5	1316	24.4	114	305	.374	43	146	.295	40	51	.784	32	171	203	3.8	92	1.7	119	1	54	1.0	19	0.4	311	5.8
CLE	16-17	76	31	1937	25.5	201	489	.411	94	261	.360	71	90	.789	39	179	218	2.9	109	1.4	150	0	62	0.8	27	0.4	567	7.5
TOTAL		370	199	9461	25.6	1014	2558	.396	379	1115	.340	330	432	.764	280	995	1275	3.4	704	1.9	888	6	433	1.2	90	0.2	2737	7.4

NBA PLAYOFFS

TEAM	YEAR	GP	GS	MIN	MPG	TOTAL			3-POINT			FREE THROWS			REBOUNDS				AST	APG	PF	DQ	STL	SPG	BLK	BPG	PTS	PPG
						FGM	FGA	PCT	GM	GA	PCT	FTM	FTA	PCT	OFF	DEF	TOT	RPG										
NYK	11-12	1	1	19	19.0	0	2	.000	0	1	.000	0	0	.000	0	1	1	1.0	0	0.0	2	0	1	1.0	0	0.0	0	0.0
NYK	12-13	12	12	337	28.1	41	100	.410	18	42	.429	12	14	.429	18	54	72	6.0	16	1.3	36	1	13	1.1	3	0.3	112	9.3
CLE	14-15	20	16	695	34.8	59	164	.360	33	93	.355	30	40	.355	23	75	98	4.9	23	1.2	50	1	25	1.3	16	0.8	181	9.1
CLE	15-16	21	0	367	17.5	25	60	.417	13	34	.382	7	11	.636	10	37	47	2.2	17	0.8	36	0	10	0.5	3	0.1	70	3.3
TOTAL		54	29	1418	26.3	125	326	.383	64	170	.376	49	65	.754	51	167	218	4.0	56	1.0	124	2	49	0.9	22	0.4	363	6.7

IMAN SHUMPERT GAME-BY-GAME STATS

DATE	TM	@	OPP	WL	O	P	G	GS	MIN	FG	FGA	FG%	FG3	FG3A	FG3%	FT	FTA	FT%	OREB	DREB	REB	AST	PF	DQ	STL	TO	BLK	PTS	PPG
10/25/2016	CLE	v	NY	W.	-	-	1	0	14	1	3	.333	0	1	.000	0	0	---	1	1	2	3	2	0	0	2	1	2	2.0
10/28/2016	CLE	@	TOR	W.	-	-	2	0	20	1	4	.250	1	1	1.000	3	4	.750	0	4	4	2	2	0	3	2	0	6	4.0
10/29/2016	CLE	v	ORL	W.	-	-	3	0	19	2	3	.667	1	1	1.000	0	0	---	0	0	0	1	5	0	3	1	0	5	4.3
11/01/2016	CLE	v	HOU	W.	-	-	4	0	26	3	4	.750	2	3	.667	0	0	---	0	2	2	1	3	0	2	2	0	8	5.3
11/03/2016	CLE	v	BOS	W.	-	-	5	0	26	3	7	.429	2	5	.400	7	8	.875	0	2	2	2	4	0	0	0	0	15	7.2
11/05/2016	CLE	@	PHI	W.	-	-	6	0	26	3	4	.750	1	2	.500	0	0	---	1	2	3	3	1	0	1	1	0	7	7.2
11/08/2016	CLE	v	ATL	.L	-	-	7	0	22	2	4	.500	1	2	.500	0	0	---	2	3	5	4	2	0	2	2	0	5	6.9
11/11/2016	CLE	@	WAS	W.	-	-	8	0	27	2	4	.500	0	2	.000	2	2	1.000	2	2	4	0	2	0	4	2	0	6	6.8
11/13/2016	CLE	v	CHA	W.	-	-	9	0	32	6	9	.667	3	5	.600	0	0	---	1	2	3	2	0	0	0	3	1	15	7.7
11/15/2016	CLE	v	TOR	W.	-	-	10	0	27	1	5	.200	1	5	.200	1	2	.500	0	2	2	3	1	0	0	1	2	4	7.3
11/16/2016	CLE	@	IND	.L	-	G	11	1	28	1	6	.167	0	1	.000	0	0	---	1	2	3	2	2	0	0	3	0	2	6.8
11/18/2016	CLE	v	DET	W.	-	-	12	1	17	3	5	.600	2	3	.667	1	1	1.000	0	0	0	2	2	0	0	0	0	9	7.0
11/23/2016	CLE	v	POR	W.	-	-	13	1	17	2	4	.500	2	3	.667	0	0	---	1	1	2	2	5	0	0	1	0	6	6.9
11/25/2016	CLE	v	DAL	W.	-	-	14	1	11	1	3	.333	1	3	.333	2	2	1.000	0	3	3	2	1	0	0	1	1	5	6.8
11/27/2016	CLE	@	PHI	W.	-	-	DNP																						
11/29/2016	CLE	@	MIL	.L	-	-	15	1	17	1	3	.333	0	2	.000	0	0	---	2	0	2	0	0	0	1	1	0	2	6.5
12/01/2016	CLE	v	LAC	.L	-	-	16	1	20	1	4	.250	0	2	.000	2	2	1.000	0	2	2	0	1	0	0	0	1	4	6.3
12/02/2016	CLE	@	CHI	.L	-	-	17	1	19	4	6	.667	1	2	.500	0	0	---	0	3	3	3	2	0	1	2	0	9	6.5
12/05/2016	CLE	@	TOR	W.	-	-	18	1	20	1	1	1.000	0	0	---	0	0	---	0	0	0	1	5	0	0	0	0	2	6.2
12/07/2016	CLE	@	NY	W.	-	-	19	1	23	4	8	.500	4	6	.667	2	2	1.000	0	6	6	1	4	0	2	3	0	14	6.6
12/09/2016	CLE	v	MIA	W.	-	-	20	1	21	4	8	.500	2	4	.500	0	0	---	0	4	4	1	1	0	1	1	0	10	6.8
12/10/2016	CLE	v	CHA	W.	-	-	21	1	32	5	8	.625	4	6	.667	2	2	1.000	0	5	5	2	2	0	1	1	0	16	7.2
12/13/2016	CLE	v	MEM	W.	-	-	22	1	24	2	5	.400	1	3	.333	0	0	---	0	2	2	2	2	0	0	2	1	5	7.1
12/14/2016	CLE	@	MEM	.L	-	-	23	1	22	2	5	.400	0	2	.000	1	2	.500	0	4	4	3	0	0	0	5	0	5	7.0
12/17/2016	CLE	v	LAL	W.	-	-	24	1	29	3	9	.333	1	6	.167	1	1	1.000	2	2	4	1	4	0	0	1	0	8	7.1
12/20/2016	CLE	@	MIL	W.	1	-	25	1	33	2	8	.250	1	4	.250	1	2	.500	0	4	4	2	1	0	1	0	0	6	7.0
12/21/2016	CLE	v	MIL	W.	-	-	26	1	29	3	7	.429	3	4	.750	1	2	.500	0	3	3	4	1	0	1	0	1	10	7.2
12/23/2016	CLE	v	BRK	W.	-	-	27	1	18	3	9	.333	1	5	.200	0	0	---	0	3	3	1	1	0	0	1	0	7	7.1
12/25/2016	CLE	v	GS	W.	-	-	28	1	29	1	9	.111	1	5	.200	4	4	1.000	3	2	5	2	3	0	1	1	1	7	7.1
12/26/2016	CLE	@	DET	.L	-	-	29	1	33	4	10	.400	1	3	.333	2	2	1.000	0	1	1	2	0	0	3	4	0	11	7.3
12/29/2016	CLE	v	BOS	W.	-	-	30	1	30	2	6	.333	1	4	.250	1	2	.500	2	0	2	1	3	0	1	0	0	6	7.2
12/31/2016	CLE	@	CHA	W.	-	-	31	1	21	2	6	.333	0	2	.000	0	0	---	1	2	3	1	5	0	1	1	0	4	7.1
01/02/2017	CLE	v	NO	W.	-	-	32	1	31	1	7	.143	0	3	.000	1	2	.500	2	2	4	1	1	0	1	0	1	3	7.0
01/04/2017	CLE	v	CHI	.L	-	-	33	1	24	1	5	.200	0	1	.000	2	3	.667	1	2	3	2	0	0	0	1	0	4	6.9
01/06/2017	CLE	@	BRK	W.	-	-	34	1	30	2	3	.667	0	1	.000	4	4	1.000	0	1	1	2	1	0	1	0	0	8	6.9
01/08/2017	CLE	@	PHO	W.	-	-	35	1	26	4	7	.571	2	4	.500	0	0	---	0	3	3	1	0	0	1	0	2	10	7.0
01/10/2017	CLE	@	UTA	.L	-	-	36	1	21	1	5	.200	0	2	.000	0	0	---	1	1	2	0	3	0	0	0	0	2	6.9
01/11/2017	CLE	@	POR	.L	-	-	37	1	26	3	5	.600	0	1	.000	0	2	.000	0	2	2	2	2	0	0	0	0	6	6.9
01/13/2017	CLE	@	SAC	W.	-	G	38	2	26	6	9	.667	4	6	.667	0	0	---	0	0	0	0	0	0	2	0	0	16	7.1
01/16/2017	CLE	@	GS	.L	-	G	39	3	30	5	10	.500	2	5	.400	3	4	.750	0	9	9	0	0	0	3	1	0	15	7.3
01/19/2017	CLE	v	PHO	W.	-	G	40	4	30	6	8	.750	5	6	.833	0	0	---	1	1	2	1	5	0	1	0	1	17	7.6
01/21/2017	CLE	v	SA	.L	1	G	41	5	38	4	8	.500	3	5	.600	0	0	---	1	2	3	2	1	0	2	1	0	11	7.6
01/23/2017	CLE	@	NO	.L	-	G	42	6	28	4	10	.400	2	6	.333	0	0	---	0	2	2	2	1	0	1	0	0	10	7.7
01/25/2017	CLE	v	SAC	.L	1	G	43	7	28	6	9	.667	4	7	.571	0	0	---	0	3	3	2	2	0	2	0	0	16	7.9
01/27/2017	CLE	v	BRK	W.	-	G	44	8	24	2	8	.250	0	5	.000	2	3	.667	0	1	1	1	1	0	3	0	0	6	7.8
01/29/2017	CLE	v	OKC	W.	-	G	45	9	34	5	11	.455	5	8	.625	1	2	.500	2	1	3	1	4	0	1	1	0	16	8.0
01/30/2017	CLE	@	DAL	.L	-	G	46	10	30	1	6	.167	1	3	.333	5	6	.833	0	4	4	0	1	0	0	0	0	8	8.0
02/01/2017	CLE	v	MIN	W.	-	G	47	11	28	3	9	.333	3	7	.429	0	0	---	1	6	7	1	1	0	2	1	2	9	8.0
02/04/2017	CLE	@	NY	W.	-	G	48	12	36	2	7	.286	1	6	.167	0	0	---	1	8	9	2	3	0	0	0	0	5	8.0
02/06/2017	CLE	@	WAS	W.	1	G	49	13	24	0	2	.000	0	1	.000	0	0	---	0	2	2	0	3	0	0	0	0	0	7.8
02/08/2017	CLE	@	IND	W.	-	-	DNP																						
02/09/2017	CLE	@	OKC	.L	-	-	DNP																						
02/11/2017	CLE	v	DEN	W.	-	-	DNP																						
02/14/2017	CLE	@	MIN	W.	-	G	50	14	26	3	9	.333	3	8	.375	0	0	---	0	0	0	1	2	0	0	1	0	9	7.8
02/15/2017	CLE	v	IND	W.	-	G	51	15	26	2	5	.400	2	4	.500	0	0	---	0	1	1	2	3	0	0	0	0	6	7.8
02/23/2017	CLE	v	NY	W.	-	G	52	16	23	2	9	.222	1	6	.167	0	0	---	1	2	3	0	4	0	2	0	0	5	7.8
02/25/2017	CLE	v	CHI	.L	-	G	53	17	23	2	9	.222	0	4	.000	1	2	.500	1	5	6	1	3	0	0	2	1	5	7.7
02/27/2017	CLE	v	MIL	W.	-	G	54	18	31	1	4	.250	1	3	.333	0	0	---	0	4	4	0	0	0	1	1	1	3	7.6
03/01/2017	CLE	@	BOS	.L	-	G	55	19	21	1	4	.250	0	3	.000	0	0	---	0	0	0	1	3	0	0	1	1	2	7.5
03/03/2017	CLE	@	ATL	.L	-	G	56	20	28	2	7	.286	2	6	.333	2	2	1.000	1	2	3	1	2	0	0	1	0	8	7.5
03/04/2017	CLE	@	MIA	.L	-	G	57	21	27	3	7	.429	1	2	.500	2	2	1.000	0	0	0	2	0	0	1	1	0	9	7.5
03/06/2017	CLE	v	MIA	.L	-	G	58	22	26	3	9	.333																	

5 J.R. SMITH

Guard 6-6, 225 lbs 9/9/85 St. Benedict's Prep HS (Newark, NJ)

Years Pro: 13

DRAFTED: By the New Orleans Hornets in the first round (18th overall pick) of the 2004 NBA Draft.

ACQUIRED: From the New York Knicks along with Iman Shumpert and a protected 2015 first round pick from the Oklahoma City Thunder in a three-team trade that sent Dion Waiters to the Thunder and Lou Amundson, Alex Kirk and a 2019 second round pick to the Knicks on Jan. 5, 2015. New York also received forward Lance Thomas from Oklahoma City.



2016-17 SEASON:

- Played in 41 games (35 starts) for Cleveland
- Averaged 8.6 points, 2.8 rebounds, 1.5 assists and 1.0 steals in 29.0 minutes per game
- Currently ranks 15th in NBA history in three-pointers made with 1,774
- Made at least one three-pointer in 35 of 41 contests
- Made at least two three-pointers on 26 occasions, three or more treys 17 times, four or more three-pointers 10 times, five or more three-pointers five times, and six three-pointers twice
- Led the Cavaliers in steal-to-turnover ratio at 1.58
- Scored in double figures 15 times this season, including one game of 20 points or more
- Passed Steve Nash (1,685) for 16th in NBA history in three-pointers made with his third triple against Orlando on Oct. 29
- Passed Damon Jones (344) for ninth place in Cavaliers history in three-pointers made (345) with his second trey of the night versus Houston on Nov. 1; nailed five three-pointers for 15 points to go along with three rebounds and two assists in 34 minutes
- Made his 4,000th career field goal against Boston on Nov. 3
- Became the 16th player in NBA history to knock down 1,700 career three-pointers with his second trey of the night at Washington on Nov. 11
- Tallied a season-high 23 points while shooting 6-10 (.600) from deep to go along with five rebounds, two assists and one block in 34 minutes against Memphis on Dec. 13; moved past Dale Ellis (1,719) on the NBA's all-time three-pointers list with his third triple of the night
- Passed Craig Ehlo (381) for eighth place on the Cavs' all-time three-point list with his third trey of the night versus the L.A. Lakers on Dec. 17
- Went 4-8 (.500) from three-point territory while notching 12 points, a season-high six rebounds and one steal in 30 minutes versus Utah on March 16
- Tied his season high with six rebounds while notching 10 points in 28 minutes at L.A. Clippers on March 18
- Drained a season-high tying six triples while totaling 18 points in 42 minutes versus Indiana on April 2; passed Mo Williams (414 3FG) for 8th place in franchise history in three-pointers made with his fourth triple of the night; also passed Peja Stojakovic (1,760) for 15th place on the NBA's all-time three-pointers list
- Led or tied for the team lead in blocks three times, steals 11 times, assists once and rebounds once
- Had 11 games with two or more steals, including four games with three steals
- Was marked as DND seven times and NWT three times
- Missed three games from Nov.13-Nov. 16 due to a right ankle sprain; missed two games on Dec. 7 and Dec. 9 due to a left knee hyperextension; missed 36 games from Dec. 21-March 6 due to a fractured right thumb
- Was placed on the Inactive List 31 times on the season

PLAYOFF CAREER: Has appeared in 90 career playoff games (25 starts) with Denver, New York and Cleveland, averaging 12.6 points and 3.5 rebounds in 29.3 minutes per game...started in all 21 games during Cleveland's championship run in the **2016 Playoffs**...averaged 11.5 points on .436 shooting, including .430 from deep, 3.2 rebounds and 1.2 steals in 34.8 minutes...made a franchise-playoff record 65 three-pointers...made at least five three-pointers six times, including two games with seven triples or more...in the First Round series against Detroit, averaged 13.5 points, including a .515 (17-33) mark from the three-point line, and 4.5 rebounds in 35.6 minutes...hit seven three-pointers on 11 attempts for 21 points in Game 2 against Detroit...in the Conference Semifinals against Atlanta, averaged 11.0 points on .500 (15-30) shooting, including .500 (14-28) from three-point range, 3.0 rebounds and 1.3 steals in 34.5 minutes; netted 3.5 three-pointers per game...in Game 2 against Atlanta, shot 7-13 (.538) from three-point territory for 23 points in 28 minutes, while also setting the Cavs playoff record for three-pointers in a half (six in first half)...in the Eastern Conference Finals versus Toronto, averaged 11.7 points, 3.0 rebounds and 1.3 steals in 31.5 minutes...nailed six three-pointers and posted 22 points, five rebounds and a steal in 37 minutes during Game 3 of the ECF at Toronto on May 21...in The Finals versus Golden State, averaged 10.6 points, 2.7 rebounds, 1.6 assists and 1.4 steals in 37.3 minutes...shot 7-13 (.538) from the field, including 5-10 (.500) from deep, for 20 points while tallying four rebounds and a game-high three steals in 38 minutes during Game 3 of the NBA Finals versus Golden State on June 8...in Cleveland's NBA Finals run during the **2015 Playoffs**, played in 18 games (four starts) with averages of 12.8 points and 4.7 rebounds in 31.1 minutes...also shot .359 from the three-point line...in the First Round against Boston, averaged 9.8 points, 3.3 rebounds and 2.3 steals in 26.8 minutes per game...swiped a playoff career-high five steals in Game 2 of the First Round against Boston on April 21...in the Eastern Conference Semifinals against Chicago, shot .444 (12-27) from deep, to go along with 12.8 points and 4.0 rebounds in 29.0 minutes...missed the first two games of the Semifinals due to suspension...during the Eastern Conference Finals against Atlanta, averaged 18.0 points on .500 shooting, including .471 (16-34) from deep, 7.5 rebounds and 2.0 assists in 33.8 minutes per game...set a Cavaliers playoff record for three-pointers in a game after going 8-12 (.667) from beyond the arc, while tallying a postseason career-best 28 points, eight rebounds, three assists, one steal and one block in 36 minutes off the bench at Atlanta in Game 1 of the Eastern Conference Finals on May 20; his eight three-point field goals were the second-most by a non-starter in an NBA playoff game (Jason Terry, 9 3FGM against LAL on 5/8/2011)...recorded his second career playoff double-double with 17 points, a career-high tying 10 rebounds and two blocks in 38 minutes off the bench against Atlanta in Game 3 of the Eastern Conference Finals on May 24...hit four triples while also notching his third career postseason double-double with 18 points, 10 rebounds and three assists in 29 minutes off the bench against Atlanta in Game 4 of the Eastern Conference Finals on May 26...in the 2015 NBA Finals, averaged 11.5 points and 4.3 rebounds in 33.7 minutes per game...in the **2013 Playoffs**, averaged 14.3 points (second on the Knicks), 4.7 rebounds and 1.0 steal in 31.9 minutes over 11 postseason games...averaged 15.2 points in five games during the first round vs. Boston...ejected (Flagrant Foul 2) with 7:06 left in fourth quarter of Game 3; suspended by NBA for Game 4 (Apr. 28 at Boston)...averaged 13.5 points (second on team) in the East Semis vs. Indiana...recorded his first playoff double-double with 15 points and a postseason career-high 10 rebounds in 35 minutes in Game 6 of the second round against Indiana on May 18...in five games during the **2012 Playoffs** with the Knicks, averaged 12.2 points, 2.6 rebounds, 2.2 assists and 1.2 steals in 35.0 minutes of the First Round series vs. Miami...went 8-8 from the free throw line and led the 2012 NBA Playoff leader board in FT pct. (1.000, tied with Jazz' Gordon Hayward, 16-16 FTA, 1.000)...in five games of the **2011 Playoffs** with Denver, averaged 9.8 points and 2.0 rebounds in 15.2 minutes per game...during the **2010 Playoffs**, appeared in six games with averages of 11.2 points and 3.8 rebounds in 26.5 minutes per game...in the **2009 Playoffs**, notched 14.9 points, 3.3 rebounds, 2.8 assists and 1.1 steals in 27.2 minutes over 16 Playoff games to help lead Nuggets to Western Conference Finals...made a playoff career-high five three-pointers and finished with 20 points in 28 minutes in Game 5 of the First Round against New Orleans on April 29...During the **2008 Playoffs**, averaged a postseason career-high 18.3 points on .535 shooting from the field in 27.0 minutes over four games with the Nuggets...also shot .833 from the foul line...scored his postseason career-high 26 points on 7-12 (.583) shooting in 31 minutes in Game 4 against the Lakers on April 28...made his first postseason appearance during the **2007 Playoffs** and averaged 4.5 points and 2.3 rebounds in 11.8 minutes over four games with Denver.

5 J.R. SMITH

SMITH HIGHS	2016-17 SEASON HIGHS	CAREER HIGHS	PLAYOFF HIGHS
Points	23 vs. Memphis 12/13/16	45 vs. Sacramento 4/13/09	28 @ Atlanta 5/20/15
Field Goals Made	8 vs. Memphis 12/13/16	15 3 Times	10 2 Times
Field Goals Attempted	17 2 Times	29 2 Times	22 @ Indiana 5/14/13
Three Point Field Goals Made	6 2 Times	11 vs. Sacramento 4/13/09	8 @ Atlanta 5/20/15
Three Point FG Attempted	11 2 Times	22 @ Miami 4/6/14	15 @ Toronto 5/21/16
Free Throws Made	2 4 Times	12 vs. Memphis 3/27/13	9 vs. L.A. Lakers 4/28/08
Free Throws Attempted	4 @ L.A. Clippers 3/18/17	13 vs. Memphis 3/27/13	10 vs. Indiana 5/5/13
Offensive Rebounds	3 vs. Orlando 10/29/16	6 @ Indiana 4/3/12	3 @ Utah 4/25/10
Defensive Rebounds	6 @ L.A. Clippers 3/18/17	11 2 Times	10 vs. Atlanta 5/26/15
Total Rebounds	6 2 Times	14 @ Chicago 4/11/13	10 3 Times
Assists	3 3 Times	9 @ Orlando 4/5/12	6 3 Times
Steals	3 4 Times	5 8 Times	5 vs. Boston 4/21/15
Blocks	2 vs. Boston 11/3/16	4 vs. Brooklyn 11/28/15	2 4 Times
Minutes Played	42 vs. Indiana 4/2/17	51 2 Times	43 vs. Golden State 6/10/16

NBA REGULAR SEASON

TEAM	YEAR	GP	GS	MIN	MPG	TOTAL			3-POINT			FREE THROWS			REBOUNDS				AST	APG	PF	DQ	STL	SPG	BLK	BPG	PTS	PPG
						FGM	FGA	PCT	GM	GA	PCT	FTM	FTA	PCT	OFF	DEF	TOT	RPG										
NOH	04-05	76	56	1859	24.5	295	748	.394	81	281	.288	111	161	.689	39	113	152	2.0	142	1.9	135	0	55	0.7	11	0.1	782	10.3
NOK	05-06	55	25	989	18.0	144	366	.393	52	140	.371	83	101	.822	19	91	110	2.0	58	1.1	90	0	37	0.7	4	0.1	423	7.7
DEN	06-07	63	24	1471	23.3	284	644	.441	149	382	.390	102	126	.810	30	113	143	2.3	91	1.4	147	1	49	0.8	9	0.1	819	13.0
DEN	07-08	74	0	1421	19.2	311	674	.461	157	390	.403	128	178	.719	43	109	152	2.1	128	1.7	144	0	62	0.8	12	0.2	907	12.3
DEN	08-09	81	18	2245	27.7	424	950	.446	180	453	.397	205	272	.754	43	254	297	3.7	227	2.8	190	1	78	1.0	14	0.2	1233	15.2
DEN	09-10	75	0	2082	27.8	428	1033	.414	158	467	.338	142	201	.706	28	206	234	3.1	183	2.4	174	1	99	1.3	20	0.3	1156	15.4
DEN	10-11	79	6	1968	24.9	341	784	.435	124	318	.390	163	221	.738	45	277	322	4.1	175	2.2	173	0	92	1.2	16	0.2	969	12.3
NYK	11-12	35	1	967	27.6	165	405	.407	67	193	.347	39	55	.709	29	107	136	3.9	84	2.4	87	0	54	1.5	6	0.2	436	12.5
NYK	12-13	80	0	2678	33.5	527	1249	.422	155	436	.356	237	311	.762	64	361	425	5.3	218	2.7	226	3	100	1.3	24	0.3	1446	18.1
NYK	13-14	74	37	2421	32.7	396	955	.415	189	480	.394	90	138	.652	35	261	296	4.0	219	3.0	196	0	65	0.9	20	0.3	1071	14.5
NYK-CLE	14-15	70	51	2080	29.7	315	755	.417	163	426	.383	54	72	.750	30	188	218	3.1	195	2.8	163	1	82	1.2	22	0.3	847	12.1
CLE	15-16	77	77	2362	30.7	353	850	.415	204	510	.400	45	71	.634	43	174	217	2.8	130	1.7	204	1	81	1.1	21	0.3	955	12.4
CLE	16-17	41	35	1187	29.0	123	356	.346	95	271	.351	10	15	.667	17	96	113	2.8	62	1.5	77	0	41	1.0	11	0.3	351	8.6
TOTAL		880	330	23730	27.0	4106	9769	.420	1774	4747	.374	1409	1922	.733	465	2350	2815	3.2	1912	2.2	2006	8	895	1.0	190	0.2	11395	12.9

NBA PLAYOFFS

TEAM	YEAR	GP	GS	MIN	MPG	TOTAL			3-POINT			FREE THROWS			REBOUNDS				AST	APG	PF	DQ	STL	SPG	BLK	BPG	PTS	PPG
						FGM	FGA	PCT	GM	GA	PCT	FTM	FTA	PCT	OFF	DEF	TOT	RPG										
DEN	06-07	4	0	47	11.8	6	22	.273	0	12	.000	6	6	1.000	1	8	9	2.3	2	0.5	6	0	4	1.0	1	0.3	18	4.5
DEN	07-08	4	0	108	27.0	23	43	.535	7	22	.318	20	24	.833	1	6	7	1.8	7	1.8	12	1	4	1.0	0	0.0	73	18.3
DEN	08-09	16	0	435	27.2	88	194	.454	38	106	.358	25	46	.543	11	42	53	3.3	45	2.8	51	0	17	1.1	4	0.3	239	14.9
DEN	09-10	6	0	159	26.5	21	57	.368	11	31	.355	14	16	.875	5	18	23	3.8	10	1.7	17	0	4	0.7	2	0.3	67	11.2
DEN	10-11	5	0	76	15.2	16	45	.356	9	21	.429	8	11	.727	1	9	10	2.0	5	1.0	8	0	2	0.4	0	0.0	49	9.8
NYK	11-12	5	0	175	35.0	24	76	.316	5	28	.179	8	8	1.000	2	11	13	2.6	11	2.2	19	0	6	1.2	1	0.2	61	12.2
NYK	12-13	11	0	351	31.9	54	163	.331	18	66	.273	31	43	.721	6	46	52	4.7	15	1.4	27	0	11	1.0	5	0.5	157	14.3
CLE	14-15	18	4	560	31.1	83	206	.403	51	142	.359	14	20	.700	9	76	85	4.7	22	1.2	54	1	17	0.9	10	0.6	231	12.8
CLE	15-16	21	21	730	34.8	82	188	.436	65	151	.430	13	21	.619	7	60	67	3.2	29	1.4	55	0	26	1.2	5	0.2	242	11.5
TOTAL		90	25	2641	29.3	397	994	.399	204	579	.352	139	195	.713	43	276	319	3.5	146	1.6	249	2	91	1.0	28	0.3	1137	12.6

J.R. SMITH GAME-BY-GAME STATS

DATE	TM	@	OPP	WL	O	P	G	GS	MIN	FG	FGA	FG%	FG3	FG3A	FG3%	FT	FTA	FT%	OREB	DREB	REB	AST	PF	DQ	STL	TO	BLK	PTS	PPG
10/25/2016	CLE	v	NY	W.	-	G	1	1	25	3	13	.231	2	8	.250	0	0	---	0	3	3	2	1	0	1	0	0	8	8.0
10/28/2016	CLE	@	TOR	W.	-	G	2	2	34	3	8	.375	2	7	.286	0	0	---	0	0	0	0	0	0	3	1	0	8	8.0
10/29/2016	CLE	v	ORL	W.	-	G	3	3	28	5	11	.455	4	10	.400	2	2	1.000	3	2	5	1	4	0	1	0	1	16	10.7
11/01/2016	CLE	v	HOU	W.	-	G	4	4	34	5	12	.417	5	11	.455	0	0	---	0	3	3	2	3	0	0	0	0	15	11.8
11/03/2016	CLE	v	BOS	W.	-	G	5	5	35	1	5	.200	1	4	.250	0	0	---	0	2	2	2	5	0	3	0	2	3	10.0
11/05/2016	CLE	@	PHI	W.	-	G	6	6	32	3	7	.429	3	7	.429	2	2	1.000	0	1	1	1	2	0	3	1	1	11	10.2
11/08/2016	CLE	v	ATL	.L	-	G	7	7	32	2	13	.154	2	10	.200	0	0	---	1	1	2	3	1	0	2	1	0	6	9.6
11/11/2016	CLE	@	WAS	W.	-	G	8	8	35	5	11	.455	5	9	.556	2	2	1.000	0	4	4	0	4	0	1	0	0	17	10.5
11/13/2016	CLE	v	CHA	W.	-	INA																							
11/15/2016	CLE	v	TOR	W.	-	INA																							
11/16/2016	CLE	@	IND	.L	-	INA																							
11/18/2016	CLE	v	DET	W.	-	G	9	9	25	3	7	.429	3	6	.500	0	0	---	0	1	1	2	0	0	2	1	1	9	10.3
11/23/2016	CLE	v	POR	W.	-	G	10	10	27	3	3	1.000	2	2	1.000	0	0	---	1	1	2	0	3	0	0	1	0	8	10.1
11/25/2016	CLE	v	DAL	W.	-	G	11	11	26	1	11	.091	1	10	.100	0	0	---	0	2	2	2	3	0	3	2	0	3	9.5
11/27/2016	CLE	@	PHI	W.	-	G	12	12	39	0	11	.000	0	7	.000	0	0	---	1	4	5	1	2	0	0	0	1	0	8.7
11/29/2016	CLE	@	MIL	.L	-	G	13	13	30	2	7	.286	2	7	.286	0	0	---	0	0	0	1	4	0	2	2	1	6	8.5
12/01/2016	CLE	v	LAC	.L	-	G	14	14	24	1	3	.333	1	3	.333	0	0	---	0	2	2	1	5	0	1	1	1	3	8.1
12/02/2016	CLE	@	CHI	.L	-	G	15	15	33	3	8	.375	3	8	.375	0	0	---	0	2	2	2	3	0	1	1	0	9	8.1
12/05/2016	CLE	@	TOR	W.	-	G	16	16	10	1	2	.500	0	1	.000	0	0	---	0	0	0	0	0	0	1	1	0	2	7.8
12/07/2016	CLE	@	NY	W.	-	INA																							
12/09/2016	CLE	v	MIA	W.	-	INA																							
12/10/2016	CLE	v	CHA	W.	-	G	17	17	32	2	6	.333	2	6	.333	0	0	---	0	2	2	2	4	0	0	0	0	6	7.6
12/13/2016	CLE	v	MEM	W.	-	G	18	18	34	8	17	.471	6	10	.600	1	2	.500	2	3	5	2	0	0	0	1	1	23	8.5
12/14/2016	CLE	@	MEM	.L	-	G	19	19	25	4	15	.267	0	3	.000	0	1	.000	0	2	2	2	0	0	1	1	0	8	8.5
12/17/2016	CLE	v	LAL	W.	-	G	20	20	31	5	8	.625	4	5	.800	0	0	---	0	1	1	0	1	0	1	1	0	14	8.8
12/20/2016	CLE	@	MIL	W.	1	G	21	21	17	2	6	.333	2	4	.500	0	0	---	0	1	1	0	2	0	0	0	0	6	8.6
12/21/2016	CLE	v	MIL	W.	-	DNP																							
12/23/2016	CLE	v	BRK	W.	-	DNP																							
12/25/2016	CLE	v	GS	W.	-	DNP																							
12/26/2016	CLE	@	DET	.L	-	DNP																							
12/29/2016	CLE	v	BOS	W.	-	DNP																							
12/31/2016	CLE	@	CHA	W.	-	DNP																							
01/02/2017	CLE	v	NO	W.	-	DNP																							
01/04/2017	CLE	v	CHI	.L	-	DNP																							
01/06/2017	CLE	@	BRK	W.	-	DNP																							
01/08/2017	CLE	@	PHO	W.	-	DNP																							
01/10/2017	CLE	@	UTA	.L	-	INA																							
01/11/2017	CLE	@	POR	.L	-	INA																							
01/13/2017	CLE	@	SAC	W.	-	INA																							
01/16/2017	CLE	@	GS	.L	-	INA																							
01/19/2017	CLE	v	PHO	W.	-	INA																							
01/21/2017	CLE	v	SA	.L	1	INA																							
01/23/2017	CLE	@	NO	.L	-	INA																							
01/25/2017	CLE	v	SAC	.L	1	INA																							
01/27/2017	CLE	v	BRK	W.	-	INA																							
01/29/2017	CLE	v	OKC	W.	-	INA																							
01/30/2017	CLE	@	DAL	.L	-	INA																							
02/01/2017	CLE	v	MIN	W.	-	INA																							
02/04/2017	CLE	@	NY	W.	-	INA																							
02/06/2017	CLE	@	WAS	W.	1	INA																							
02/08/2017	CLE	@	IND	W.	-	INA																							
02/09/2017	CLE	@	OKC	.L	-	INA																							
02/11/2017	CLE	v	DEN	W.	-	INA																							
02/14/2017	CLE	@	MIN	W.	-	INA																							
02/15/2017	CLE	v	IND	W.	-	INA																							
02/23/2017	CLE	v	NY	W.	-	INA																							
02/25/2017	CLE	v	CHI	.L	-	INA																							
02/27/2017	CLE	v	MIL	W.	-	INA																							
03/01/2017	CLE	@	BOS	.L	-	INA																							
03/03/2017	CLE	@	ATL	W.	-	INA																							
03/04/2017	CLE	@	MIA	.L	-	INA																							
03/06/2017	CLE	v	MIA	.L	-	INA																							
03/09/2017	CLE	@	DET	.L	-	22	21		19	1	9	.111	1	8	.125	0	0	---	0	1	1	0	1	0	0	0	0	3	8.4
03/11/2017	CLE	@	ORL	W.	-	23	21		21	4	8	.500	3	7	.429	0	0	---	0	1	1	1	0	0	0	0	0	11	8.5
03/12/2017	CLE	@	HOU	.L	-	24	21		22	1	6	.167	0	4	.000	0	0	---	0	2	2	2	3	0	0	0	0	2	8.2
03/14/2017	CLE	v	DET	W.	-	25	21		23	4	5	.800	3	4	.750	1	2	.500	0	5	5	1	2	0	1	1	0	12	8.4
03/16/2017	CLE	v	UTA	W.	-	26	21		30	4	10	.400	4	8	.500	0	0	---	2	4	6	0	1	0	1	0	0	12	8.5
03/18/2017	CLE	@	LAC	.L	-	G	27	22	28	4	17	.235	0	7	.000	2	4	.500	0	6	6	1	0	0	0	0	0	10	8.6
03/19/2017	CLE	@	LAL	W.	-	28	22		27	1	7	.143	0	5	.000	0	0	---	0	4	4	3	2	0	1	1	0	2	8.3
03/22/2017	CLE	@	DEN	.L	-	G	29	23	21	1	7	.143	1	6	.167	0	0	---	0	2	2	3	0	0	2	0	0	3	8.1
03/24/2017	CLE	@	CHA	W.	-	G	30	24	31	3	5	.600	3	5	.600	0	0	---	0	2	2	0	3	0	0	0	0	9	8.2
03/25/2017	CLE	v	WAS	.L	-	G	31	25	31	2	6	.333	2																

40 EDY TAVARES

Center 7-3, 265 lbs 3/22/92 Gran Canaria (Spain)

Years Pro: 2

DRAFTED: By the Atlanta Hawks in the second round (43rd overall pick) in the 2014 NBA Draft.

ACQUIRED: Signed as a free agent on April 12, 2017.



2016-17 SEASON:

- Appeared in two games with Cleveland and Atlanta
- In his lone game as a Cavalier, set career highs with 10 rebounds and six blocks while tying his career-high with six points in 24 minutes off the bench (all in the second half); was the first Cavs player with at least six blocks in a game since Zydrunas Ilgauskas in 2007; tied the Quicken Loans Arena record for blocks in a half
- Was marked as DNP-CD once this season with Atlanta
- Also played in 48 contests (41 starts) for Raptors 905 of the NBA D-League
- Averaged 10.6 points on .591 shooting from the field, 7.7 rebounds and 2.7 blocks (1st in the D-League) in 23.7 minutes per game with the 905
- Notched a triple-double for the 905 when he recorded 15 points, 11 rebounds and 12 blocks (2nd-most ever in D-League history) in 32 minutes against the Erie BayHawks on March 25
- Was a 2017 D-League All-Star selection

TAVARES HIGHS	2016-17 SEASON HIGHS	CAREER HIGHS	PLAYOFF HIGHS
Points	6 vs. Toronto 4/12/17	6 2 Times	-
Field Goals Made	3 vs. Toronto 4/12/17	3 2 Times	-
Field Goals Attempted	4 vs. Toronto 4/12/17	5 @ Houston 12/29/15	-
Three Point FG Made	-	-	-
Three Point FG Attempted	-	-	-
Free Throws Made	-	1 3 Times	-
Free Throws Attempted	2 @ Philadelphia 10/29/16	2 5 Times	-
Offensive Rebounds	4 vs. Toronto 4/12/17	4 vs. Toronto 4/12/17	-
Defensive Rebounds	6 vs. Toronto 4/12/17	6 vs. Toronto 4/12/17	-
Total Rebounds	10 vs. Toronto 4/12/17	10 vs. Toronto 4/12/17	-
Assists	1 vs. Toronto 4/12/17	1 4 Times	-
Steals	-	1 @ Houston 12/29/15	-
Blocks	6 vs. Toronto 4/12/17	6 vs. Toronto 4/12/17	-
Minutes Played	24 vs. Toronto 4/12/17	24 vs. Toronto 4/12/17	-

EDY TAVARES GAME-BY-GAME STATS

DATE	TM	@	OPP	WL	O	P	G	GS	MIN	FG	FGA	FG%	FG3	FG3A	FG3%	FT	FTA	FT%	OREB	DREB	REB	AST	PF	DQ	STL	TO	BLK	PTS	PPG
10/27/2016	ATL	v	WAS	W.	-	DNP																							
10/29/2016	ATL	@	PHI	W.	-	-	1	0	4	1	1	1.000	0	0	---	0	2	.000	0	1	1	0	0	0	0	0	2	2.0	
04/12/2017	CLE	v	TOR	.L	-	-	2	0	24	3	4	.750	0	0	---	0	1	.000	4	6	10	1	3	0	0	2	6	6	4.0
TOTALS							2	0	28	4	5	.800	0	0	---	0	3	.000	4	7	11	1	3	0	0	2	6	8	4.0

13 TRISTAN THOMPSON

Forward/Center 6-10, 238 lbs 3/13/91 Texas

Years Pro: 6

DRAFTED: By the Cleveland Cavaliers in the first round (4th overall pick) of the 2011 NBA Draft.



2016-17 SEASON:

- Played in 78 games (all starts) with Cleveland
- Averaged 8.1 points on a career-best .600 shooting from the field and 9.2 rebounds (15th in NBA) in 30.0 minutes
- Had played in a franchise record 447 consecutive games from Feb. 10, 2012 through April 4, 2017
- Ranked fifth in the NBA in offensive rebounds per game at 3.7
- Grabbed a team-high 286 offensive rebounds, which was seventh-most in the NBA
- Recorded 19 double-doubles (tied-23rd in NBA)
- Had the fifth-highest field goal percentage in the NBA among players with at least 400 minimum FG attempts
- His .600 field goal percentage was the second-highest all-time for any Cavalier who made a minimum of 200 field goals (Tyrone Hill)
- Pulled down double-digit rebounds in 38 games, including one 20-rebound game (Dec. 7 at NYK)
- Grabbed at least four offensive rebounds on 39 occasions, including a season-high nine offensive rebounds against Chicago on Jan. 4
- Had at least 10 rebounds in a single quarter twice this past season: Nov. 3 vs. BOS (10 in 1st Q) and Dec. 7 at NYK (10 in 3rd Q)
- Scored in double figures 39 times, including seven contests with 15 or more points
- Posted a season-high 22 points on 10-13 (.769) shooting from the field and 12 rebounds in 41 minutes at Washington on Feb. 6
- Tallied at least 10 points and five rebounds in 30 games
- Played in his 400th career game and recorded his 300th career block against Detroit on Nov. 18
- Became the first player in franchise history to play in 400 consecutive regular season games with his appearance at Detroit on Dec. 26
- Swatted at least one shot on 50 occasions; had at least two blocks 21 times, three blocks or more nine times and a career-high four blocks four times; In franchise history, moved past Jim Brewer (353) for 9th place in blocks at Houston on March 12; moved past Mark West (325) for 10th place in blocks with his first swat at Golden State on Jan. 16, 2017
- Scored his 4,000th career point with his sixth point at Phoenix on Jan. 8
- Put up 19 points, 11 rebounds, a career-high tying four steals and a career-high tying four blocks against Oklahoma City on Jan. 29, becoming the first ever Cavs player to record that stat line in a single game
- Dished out a career-high tying five assists versus Chicago on Feb. 25
- Pulled down his 4,000th career rebound against Philadelphia on March 31; became the sixth player in Cavs history to reach that mark
- Climbed to 6th place in total rebounds in franchise history after passing Jim Chones (3790) with his ninth board at Washington on Feb. 6, 2017; also passed Anderson Varejao (1479) for sole possession of 3rd place in offensive rebounds in Cavs history at New York on Feb. 4, 2017; moved past Jim Brewer (2,259) for 8th place in defensive rebounds in team history against San Antonio on Jan. 21, 2017
- Led or tied for the team lead in blocks 40 times, rebounds 29 times and steals seven times
- Missed four games from 4/5-4/10 due to a sprained right thumb
- Was placed on the Inactive List four times on the season

PLAYOFF CAREER: In 41 career postseason games (36 starts), holds averages of 8.1 points on .545 shooting from the field, 9.9 rebounds and 1.0 block in 32.9 minutes...started in all 21 games during Cleveland's championship run in the **2016 Playoffs**...averaged 6.7 points on .527 shooting and 9.0 rebounds (4.1 offensive) in 29.6 minutes...pulled down at least five offensive boards on eight occasions, including a playoff career-high nine offensive rebounds at Atlanta on May 6...in the Conference Semifinals against Atlanta, averaged 6.3 points, 11.0 rebounds (team-high 6.0 offensive) and a team-high 1.3 blocks in 29.3 minutes...in the Eastern Conference Finals versus Toronto, averaged 4.7 points and 8.5 rebounds in 27.7 minutes...during the 2016 NBA Finals, had three double-doubles and averaged 10.3 points on .636 (28-44) shooting from the field and 10.1 rebounds in 32.3 minutes...had a 2016 playoff-high 15 points on a perfect 6-6 from the field, a 2016 playoff-high 16 rebounds (playoff career-high 14 defensive) and a playoff career-high three assists in 43 minutes during Game 6 of the NBA Finals versus Golden State on June 16...made his postseason debut in the **2015 Playoffs**, playing in all 20 games (15 starts) during Cleveland's NBA Finals run...averaged 9.6 points on .558 shooting, 10.8 rebounds and 1.2 blocks in 36.4 minutes per game...as a starter, posted nine double-doubles and averaged 10.6 points on .549 shooting, 12.1 rebounds and 1.3 blocks in 39.2 minutes...in the Eastern Conference Semifinals against Chicago, averaged 9.3 points, a team-high 11.2 rebounds and 1.5 blocks in 37.0 minutes per game...in the Game 6 victory against Chicago on May 14, tallied 13 points, 17 rebounds (six offensive) and two blocks in 40 minutes of work; became just the third Cavs player to put up at least 13 points, 17 rebounds and two blocks in a playoff game in team history (Brad Daugherty on 5/9/93 vs. NJ and Zydrunas Ilgauskas on 4/30/07 vs. WAS)...during the Eastern Conference Finals against Atlanta, averaged 11.8 points on .643 shooting, 11.0 rebounds and 1.8 blocks in 39.3 minutes...pulled down 16 rebounds (five offensive) and added seven points and two blocks in 41 minutes at Atlanta in Game 2 of the Eastern Conference Finals on May 22... during the 2015 NBA Finals against Golden State, averaged 13.0 rebounds to go along with 10.0 points and 1.0 block in 41.2 minutes per game...grabbed double-digit rebounds in all six Finals games, posting four double-doubles...scored a playoff career-best 19 points on 6-11 (.545) shooting, 10 rebounds, two steals and two blocks in 40 minutes at Golden State in Game 5 of the NBA Finals on June 14.

13 TRISTAN THOMPSON

THOMPSON HIGHS	2016-17 SEASON HIGHS	CAREER HIGHS	PLAYOFF HIGHS
Points	22 @ Washington 2/6/17	29 @ Boston 4/5/13	19 @ Golden State 6/14/15
Field Goals Made	10 @ Washington 2/6/17	12 2 Times	7 vs. Golden State 6/16/15
Field Goals Attempted	15 vs. Oklahoma City 1/29/17	18 vs. Boston 1/22/13	12 vs. Golden State 6/16/15
Three Point Field Goals Made	-	-	-
Three Point FG Attempted	1 3 Times	1 9 Times	-
Free Throws Made	5 vs. Oklahoma City 1/29/17	9 3 Times	7 @ Golden State 6/14/15
Free Throws Attempted	13 @ Brooklyn 1/6/17	13 @ Brooklyn 1/6/17	12 @ Atlanta 5/6/16
Offensive Rebounds	9 vs. Chicago 1/4/17	12 @ Chicago 10/31/14	9 @ Atlanta 5/6/16
Defensive Rebounds	14 @ New York 12/7/16	14 @ New York 12/7/16	14 vs. Golden State 6/16/16
Total Rebounds	20 @ New York 12/7/16	21 vs. Denver 12/4/13	17 @ Chicago 5/14/15
Assists	5 vs. Chicago 2/25/17	5 5 Times	3 vs. Golden State 6/16/16
Steals	4 vs. Oklahoma City 1/29/17	4 3 Times	2 @ Golden State 6/14/15
Blocks	4 4 Times	4 6 Times	3 @ Chicago 5/8/15
Minutes Played	43 vs. Indiana 4/2/17	48 vs. Philadelphia 11/9/13	47 @ Golden State 6/4/15

NBA REGULAR SEASON

TEAM	YEAR	GP	GS	MIN	MPG	TOTAL			3-POINT			FREE THROWS			REBOUNDS				AST	APG	PF	DQ	STL	SPG	BLK	BPG	PTS	PPG
						FGM	FGA	PCT	GM	GA	PCT	FTM	FTA	PCT	OFF	DEF	TOT	RPG										
CLE	11-12	60	25	1420	23.7	194	442	.439	0	2	.000	106	192	.552	187	202	389	6.5	27	0.5	134	1	27	0.5	62	1.0	494	8.2
CLE	12-13	82	82	2567	31.3	390	799	.488	0	3	.000	177	291	.608	306	467	773	9.4	108	1.3	234	0	60	0.7	71	0.9	957	11.7
CLE	13-14	82	82	2594	31.6	363	761	.477	0	1	.000	235	339	.693	269	485	754	9.2	72	0.9	188	0	42	0.5	35	0.4	961	11.7
CLE	14-15	82	15	2194	26.8	267	488	.547	0	0	---	159	248	.641	274	383	657	8.0	39	0.9	189	1	34	0.7	61	0.7	693	8.5
CLE	15-16	82	34	2269	27.7	247	420	.588	0	0	.000	149	242	.616	268	470	738	9.0	62	0.8	202	0	38	0.5	51	0.6	643	7.8
CLE	16-17	78	78	2336	29.9	262	437	.600	0	3	.000	106	213	.498	286	429	715	9.2	77	1.0	176	0	39	0.5	84	1.1	630	8.1
TOTAL		466	316	13381	28.7	1723	3347	.515	0	9	.000	932	1525	.611	1590	2346	4026	8.6	385	0.8	1123	2	240	0.5	364	0.8	4378	9.4

NBA PLAYOFFS

TEAM	YEAR	GP	GS	MIN	MPG	TOTAL			3-POINT			FREE THROWS			REBOUNDS				AST	APG	PF	DQ	STL	SPG	BLK	BPG	PTS	PPG
						FGM	FGA	PCT	GM	GA	PCT	FTM	FTA	PCT	OFF	DEF	TOT	RPG										
CLE	14-15	20	15	727	36.4	72	129	.558	0	0	---	48	82	.585	88	128	216	10.8	9	0.5	50	0	5	0.3	24	1.2	192	9.6
CLE	15-16	21	21	622	29.6	49	93	.527	0	0	---	42	73	.575	86	102	188	9.0	15	0.7	55	0	8	0.4	18	0.9	140	6.7
TOTAL		41	36	1349	32.9	121	222	.545	0	0	---	90	155	.581	174	230	404	9.9	24	0.6	105	0	13	0.3	42	1.0	332	8.1

TRISTAN THOMPSON GAME-BY-GAME STATS

DATE	TM	@	OPP	WL	O	P	G	GS	MIN	FG	FGA	FG%	FG3	FG3A	FG3%	FT	FTA	FT%	OREB	DREB	REB	AST	PF	DQ	STL	TO	BLK	PTS	PPG
10/25/2016	CLE	v	NY	W.	-	C	1	1	22	0	1	.000	0	0	---	0	0	---	2	4	6	0	4	0	0	2	0	0	0.0
10/28/2016	CLE	@	TOR	W.	-	C	2	2	36	5	5	1.000	0	0	---	1	2	.500	3	7	10	1	1	0	0	2	11	5.5	
10/29/2016	CLE	v	ORL	W.	-	C	3	3	27	1	4	.250	0	0	---	0	2	.000	4	8	12	1	1	0	1	0	1	2	4.3
11/01/2016	CLE	v	HOU	W.	-	C	4	4	27	2	2	1.000	0	0	---	0	0	---	6	4	10	3	4	0	0	1	4	4.3	
11/03/2016	CLE	v	BOS	W.	-	C	5	5	31	6	7	.857	0	0	---	3	4	.750	4	10	14	1	1	0	1	0	3	15	6.4
11/05/2016	CLE	@	PHI	W.	-	C	6	6	30	3	6	.500	0	0	---	1	2	.500	6	7	13	0	2	0	0	2	7	6.5	
11/08/2016	CLE	v	ATL	.L	-	C	7	7	25	0	0	---	0	0	---	0	2	.000	0	2	2	0	3	0	1	0	0	0	5.6
11/11/2016	CLE	@	WAS	W.	-	C	8	8	23	1	4	.250	0	0	---	0	0	---	4	3	7	1	3	0	1	1	3	2	5.1
11/13/2016	CLE	v	CHA	W.	-	C	9	9	30	1	2	.500	0	0	---	2	6	.333	3	9	12	0	1	0	0	2	4	5.0	
11/15/2016	CLE	v	TOR	W.	-	C	10	10	30	7	8	.875	0	0	---	1	1	1.000	3	8	11	0	2	0	0	1	1	15	6.0
11/16/2016	CLE	@	IND	.L	-	C	11	11	28	1	2	.500	0	0	---	0	2	.000	3	9	12	3	5	0	0	0	1	2	5.6
11/18/2016	CLE	v	DET	W.	-	C	12	12	30	3	8	.375	0	1	.000	2	2	1.000	1	13	14	2	1	0	0	0	4	8	5.8
11/23/2016	CLE	v	POR	W.	-	C	13	13	27	2	3	.667	0	0	---	2	6	.333	1	5	6	1	1	0	0	0	0	6	5.8
11/25/2016	CLE	v	DAL	W.	-	C	14	14	29	4	5	.800	0	0	---	3	4	.750	4	8	12	1	1	0	1	0	0	11	6.2
11/27/2016	CLE	@	PHI	W.	-	C	15	15	36	5	8	.625	0	0	---	2	4	.500	5	7	12	0	4	0	0	1	2	12	6.6
11/29/2016	CLE	@	MIL	.L	-	C	16	16	30	3	6	.500	0	0	---	2	4	.500	2	3	5	2	2	0	2	1	3	8	6.7
12/01/2016	CLE	v	LAC	.L	-	C	17	17	34	1	3	.333	0	0	---	1	2	.500	4	4	8	0	3	0	1	1	1	3	6.5
12/02/2016	CLE	@	CHI	.L	-	C	18	18	27	5	5	1.000	0	0	---	1	4	.250	2	4	6	1	2	0	0	2	0	11	6.7
12/05/2016	CLE	@	TOR	W.	-	C	19	19	29	3	5	.600	0	0	---	0	2	.000	4	10	14	1	1	0	0	1	2	6	6.7
12/07/2016	CLE	@	NY	W.	-	C	20	20	34	0	5	.000	0	0	---	3	4	.750	6	14	20	1	2	0	2	0	1	3	6.5
12/09/2016	CLE	v	MIA	W.	-	C	21	21	28	1	2	.500	0	0	---	0	0	---	3	5	8	0	3	0	0	1	1	2	6.3
12/10/2016	CLE	v	CHA	W.	-	C	22	22	28	5	5	1.000	0	0	---	3	6	.500	4	8	12	0	3	0	1	3	0	13	6.6
12/13/2016	CLE	v	MEM	W.	-	C	23	23	30	3	6	.500	0	0	---	0	0	---	2	5	7	0	4	0	0	1	1	6	6.6
12/14/2016	CLE	@	MEM	.L	-	C	24	24	28	2	5	.400	0	0	---	3	6	.500	4	7	11	0	1	0	1	0	0	7	6.6
12/17/2016	CLE	v	LAL	W.	-	C	25	25	27	3	7	.429	0	0	---	0	0	---	3	3	6	1	0	0	0	0	0	6	6.6
12/20/2016	CLE	@	MIL	W.	1	C	26	26	26	4	7	.571	0	0	---	2	3	.667	5	7	12	0	5	0	1	2	1	10	6.7
12/21/2016	CLE	v	MIL	W.	-	C	27	27	26	2	6	.333	0	0	---	1	4	.250	7	6	13	1	2	0	0	1	4	5	6.6
12/23/2016	CLE	v	BRK	W.	-	C	28	28	26	7	8	.875	0	0	---	2	2	1.000	6	5	11	1	1	0	1	2	1	16	7.0
12/25/2016	CLE	v	GS	W.	-	C	29	29	28	2	5	.400	0	0	---	4	6	.667	6	2	8	0	2	0	1	0	0	8	7.0
12/26/2016	CLE	@	DET	.L	-	C	30	30	26	2	4	.500	0	0	---	3	4	.750	4	6	10	1	4	0	0	1	1	7	7.0
12/29/2016	CLE	v	BOS	W.	-	C	31	31	32	5	9	.556	0	1	.000	1	2	.500	3	6	9	1	1	0	0	1	0	11	7.1
12/31/2016	CLE	@	CHA	W.	-	C	32	32	29	4	5	.800	0	0	---	3	3	1.000	2	4	6	0	2	0	1	0	0	11	7.3
01/02/2017	CLE	v	NO	W.	-	C	33	33	28	1	2	.500	0	0	---	0	0	---	3	6	9	0	1	0	0	1	1	2	7.1
01/04/2017	CLE	v	CHI	.L	-	C	34	34	33	1	5	.200	0	0	---	0	0	---	9	2	11	0	3	0	2	3	0	2	6.9
01/06/2017	CLE	@	BRK	W.	-	C	35	35	30	3	3	1.000	0	0	---	4	13	.308	2	7	9	2	5	0	3	2	2	10	7.0
01/08/2017	CLE	@	PHO	W.	-	C	36	36	28	2	4	.500	0	0	---	4	4	1.000	4	6	10	1	3	0	0	1	0	8	7.1
01/10/2017	CLE	@	UTA	.L	-	C	37	37	35	5	8	.625	0	0	---	2	5	.400	6	6	12	1	3	0	0	1	0	12	7.2
01/11/2017	CLE	@	POR	.L	-	C	38	38	28	4	6	.667	0	0	---	1	2	.500	5	5	10	2	2	0	0	3	1	9	7.2
01/13/2017	CLE	@	SAC	W.	-	C	39	39	26	3	6	.500	0	1	.000	3	6	.500	1	3	4	0	3	0	2	0	2	9	7.3
01/16/2017	CLE	@	GS	.L	-	C	40	40	30	2	3	.667	0	0	---	2	2	1.000	2	3	5	0	2	0	0	1	3	6	7.3
01/19/2017	CLE	v	PHO	W.	-	C	41	41	20	1	6	.167	0	0	---	0	2	.000	0	6	6	1	2	0	0	1	2	2	7.1
01/21/2017	CLE	v	SA	.L	1	C	42	42	39	7	13	.538	0	0	---	0	4	.000	5	7	12	1	2	0	0	1	1	14	7.3
01/23/2017	CLE	@	NO	.L	-	C	43	43	28	1	5	.200	0	0	---	0	0	---	2	5	7	0	3	0	0	0	1	2	7.2
01/25/2017	CLE	v	SAC	.L	1	C	44	44	32	2	3	.667	0	0	---	2	6	.333	3	5	8	1	5	0	0	0	1	6	7.1
01/27/2017	CLE	v	BRK	W.	-	C	45	45	28	5	5	1.000	0	0	---	0	2	.000	2	8	10	2	2	0	0	0	1	10	7.2
01/29/2017	CLE	v	OKC	W.	-	C	46	46	34	7	15	.467	0	0	---	5	5	1.000	5	6	11	1	1	0	4	1	4	19	7.5
01/30/2017	CLE	@	DAL	.L	-	C	47	47	26	0	0	---	0	0	---	0	0	---	1	7	8	0	3	0	0	1	0	0	7.3
02/01/2017	CLE	v	MIN	W.	-	C	48	48	39	7	11	.636	0	0	---	4	5	.800	8	6	14	1	2	0	1	2	18	7.5	
02/04/2017	CLE	@	NY	W.	-	C	49	49	32	6	8	.750	0	0	---	0	0	---	4	1	5	1	3	0	0	1	0	12	7.6
02/06/2017	CLE	@	WAS	W.	1	C	50	50	41	10	13	.769	0	0	---	2	4	.500	6	6	12	2	1	0	0	0	0	22	7.9
02/08/2017	CLE	@	IND	W.	-	C	51	51	35	3	3	1.000	0	0	---	0	0	---	3	7	10	2	3	0	0	0	1	6	7.9
02/09/2017	CLE	@	OKC	.L	-	C	52	52	32	3	7	.429	0	0	---	4	5	.800	1	4	5	1	2	0	1	1	1	10	7.9
02/11/2017	CLE	v	DEN	W.	-	C	53	53	36	5	9	.556	0	0	---	3	6	.500	4	9	13	1	3	0	1	0	1	13	8.0
02/14/2017	CLE	@	MIN	W.	-	C	54	54	35	6	7	.857	0	0	---	2	3	.667	6	5	11	1	2	0	0	2	0	14	8.1
02/15/2017	CLE	v	IND	W.	-	C	55	55	37	6	11	.545	0	0	---	0	0	---	7	5	12	1	3	0	1	0	0	12	8.2
02/23/2017	CLE	v	NY	W.	-	C	56	56	31	5	7	.714	0	0	---	0	0	---	6	6	12	2	2	0	0	1	4	10	8.2
02/25/2017	CLE	v	CHI	.L	-	C	57	57	32	2	5	.400	0	0	---	0	0	---	3	6	9	5	1	0	0	0	0	4	8.1
02/27/2017	CLE	v	MIL	W.	-	C	58	58	34	2	4	.500	0	0	---	4	6	.667	1	7	8	1	1	0	0	3	1	8	8.1
03/01/2017	CLE	@	BOS	.L	-	C	59	59	35	4	11	.364	0	0	---	1	4	.250	6	7	13	2	1	0	0	0	0	9	8.2
03/03/2017	CLE	@	ATL	W.	-	C	60	60	31	2	3	.667	0	0	---	0	0	---	2	3	5	1	4	0	0	1	1	4	8.1
03/04/2017	CLE	@	MIA	.L	-	C	61	61	28	4	9	.444	0	0	---	2	4	.500	5	1	6	3							

31 DERON WILLIAMS

Guard 6-3, 200 lbs 6/26/84 Illinois

Years Pro: 12

DRAFTED: By the Utah Jazz in the first round (3rd overall pick) of the 2005 NBA Draft.

ACQUIRED: Signed as a free agent on February 27, 2017.



2016-17 SEASON:

- Played in 64 games (44 starts) with Dallas and Cleveland
- Averaged 11.0 points on .438 shooting from the field, 5.6 assists (23rd in NBA) and 2.3 rebounds in 25.9 minutes per game
- Also shot .826 from the free throw line
- Recorded three double-doubles
- Scored in double figures 34 times on the season, including 20 points or more on nine occasions
- **Moved into 19th place on the NBA's all-time assists** after passing Muggsy Bogues (6,726) for sole possession versus Boston on Feb. 13, 2017; also passed Kevin Johnson (6,711) for 20th place versus L.A. Lakers on Jan. 22 and Derek Harper (6,577) for 21st place against Sacramento on Dec. 18
- Dished out 10 assists or more three times; had a season-high 15 assists against Chicago on Dec. 3
- Also had eight straight games with at least seven assists from Jan. 9-25
- In 24 games (four starts) with Cleveland, averaged 7.5 points on .463 shooting from the field and 3.6 assists in 20.3 minutes; also shot .415 (22-53) from the three-point line
- Had his highest scoring game as a Cavalier after tallying a season-high 35 points on 14-25 (.560) shooting, including 5-9 (.556) from beyond the arc, seven rebounds, a game-high tying nine assists, one steal and one block in 46 minutes; it was his most points since March 8, 2013 (42 PTS vs. Washington) and just the second time he has ever had at least 35 points, seven rebounds and nine assists in a game (35 PTS, 7 REB, 13 AST on Feb. 27, 2010 vs. Houston)
- Was waived by Dallas on February 23 after averaging 13.1 points, 6.9 assists and 2.6 rebounds in 29.3 minutes through 40 games (all starts) with the Mavericks; also shot .348 from the three-point line and .821 from the foul line
- Scored 25 points (10-18 FG, 5-8 3FG) and dished out seven assists in 40 minutes during the season opener at Indiana on Oct. 26
- Pulled down a season-high eight rebounds against San Antonio on Nov. 30
- Appeared in his 800th career game against Sacramento on Dec. 18
- In four games from Dec. 19-26, averaged 20.5 points and 7.8 assists
- Recorded 24 points (9-18 FG, 3-7 3FG) and a team-high nine assists in 32 minutes at New Orleans on Dec. 26
- Posted 23 points (9-15 FG, 4-5 3FG), including 15 in the first half, and a game-high 12 assists in 32 minutes at Phoenix on Jan. 12
- Led or tied the Cas in assists four times, blocks three times, points once and steals once
- Missed eight games from Nov. 6-14 and Nov. 18-23 due to a left calf strain; Missed eight games from Jan. 26-Feb. 9 due to a left great toe sprain
- Was placed on the Inactive List four times (all with Dallas)

PLAYOFF CAREER: Has appeared in 72 career postseason games (all starts), averaging 18.5 points, 3.6 rebounds, 8.2 assists, 1.1 steals and 38.1 minutes...has shot .439 from the field, .393 from three-point range and .801 from the line...in the **2016 Playoffs**, started 3 of DAL's 5 first round games vs. Oklahoma City, averaging 5.0 points and 2.7 assists in 16.4 minutes...played a total of just 1:29 in the final 3 games of the series after aggravating his left abdominal strain/sports hernia injury (he missed Games 3 and 5 entirely)...during the **2015 Playoffs**, averaged 11.8 points, 6.2 rebounds, 5.5 assists, 1.3 steals and 32.0 minutes in 6 games (6 starts)...in the **2014 Playoffs**, started all 12 games, averaging 14.5 points, 3.2 rebounds and team-high 7.8 assists in 35.7 minutes...during the **2013 Playoffs**, averaged 20.6 points, 3.1 rebounds, team-high 8.4 assists and 41.7 minutes in 7 games (7 starts) for Brooklyn...played a Nets' single game playoff record 58 minutes vs. Chicago (4/27/13)...made 5 three-pointers in the same game, matching the 2nd-most three-pointers made in a Nets' playoff game in franchise history...in the **2010 Playoffs**, averaged a playoff career-high 24.3 points, 2.7 rebounds, 10.2 assists and 39.8 minutes in 10 games (10 starts) for Utah...recorded 6 double-doubles...had 34 points, one shy of his playoff career high, at Denver (4/28/10)...in the **2009 Playoffs**, averaged 20.2 points, 3.8 rebounds, playoff career-high 10.8 assists, 1.8 steals and 42.2 minutes in 5 games (5 starts)...made 34-of-41 FTs (.829)...recorded two double-doubles...had a playoff career-high 17 assists at L.A. Lakers (4/19/09)...playoff career-high 35 points at LAL (4/21/09), connecting on a playoff career-high-tying 6 three-pointers...during the **2008 Playoffs**, averaged team-high 21.6 points, 3.6 rebounds, 10.0 assists and 42.8 minutes in 12 games (12 starts) for the Jazz...shot .492 (90-183 FGs) from the field and team-high .500 (28-56 3FGs) from beyond the arc...tallied 7 double-doubles (6 20-10 games)...averaged a Jazz-leading 20.8 points and 8.5 assists with 2.7 rebounds in 6-game first-round series with Houston...averaged team-highs of 22.3 points and 11.5 assists with 4.5 rebounds in 6-game Conference Semifinals series with L.A. Lakers...hit 6-9 3-pointers in Game 6 clincher vs. Houston (5/2/08)...in the **2007 Playoffs**, started all 17 games in first playoff appearance, averaging 19.2 points, 4.3 rebounds, 8.6 assists and 1.5 steals in 38.6 minutes...led the Jazz in scoring in the Western Conference Finals vs. San Antonio, averaging 25.8 points, 3.6 rebounds, 7.8 assists and 2.4 steals in the 5-game series.

31 DERON WILLIAMS

WILLIAMS HIGHS	2016-17 SEASON HIGHS	CAREER HIGHS	PLAYOFF HIGHS
Points	35 @ Miami 4/10/17	57 @ Charlotte 3/4/12	35 2 Times
Field Goals Made	14 @ Miami 4/10/17	16 2 Times	13 2 Times
Field Goals Attempted	25 @ Miami 4/10/17	29 @ Charlotte 3/4/12	25 2 Times
Three Point Field Goals Made	5 2 Times	11 vs. Washington 3/8/13	7 vs. Atlanta 4/27/15
Three Point FG Attempted	9 @ Miami 4/10/17	16 vs. Washington 3/8/13	11 3 Times
Free Throws Made	9 vs. Detroit 12/14/16	21 @ Charlotte 3/4/12	16 @ Denver 4/19/10
Free Throws Attempted	9 vs. Detroit 12/14/16	21 @ Charlotte 3/4/12	18 @ Denver 4/19/10
Offensive Rebounds	2 3 Times	4 @ Boston 11/11/09	5 @ L.A. Lakers 5/4/08
Defensive Rebounds	7 2 Times	8 4 Times	9 2 Times
Total Rebounds	8 vs. San Antonio 11/30/16	9 3 Times	10 @ Atlanta 4/22/15
Assists	15 vs. Chicago 12/3/16	21 2 Times	17 @ L.A. Lakers 4/19/09
Steals	3 vs. Orlando 2/11/17	6 @ L.A. Lakers 2/23/14	5 vs. San Antonio 5/26/07
Blocks	1 8 Times	4 vs. Portland 11/25/12	2 4 Times
Minutes Played	46 @ Miami 4/10/17	54 vs. L.A. Clippers 11/6/10	58 @ Chicago 4/27/13

NBA REGULAR SEASON

TEAM	YEAR	GP	GS	MIN	MPG	TOTAL			3-POINT			FREE THROWS			REBOUNDS				AST	APG	PF	DQ	STL	SPG	BLK	BPG	PTS	PPG
						FGM	FGA	PCT	GM	GA	PCT	FTM	FTA	PCT	OFF	DEF	TOT	RPG										
UTA	05-06	80	47	2307	28.8	339	805	.421	91	219	.416	95	135	.704	35	159	194	2.4	359	4.5	233	3	60	0.8	17	0.2	864	10.8
UTA	06-07	80	80	2950	36.9	494	1083	.456	82	255	.322	227	296	.767	41	226	267	3.3	745	9.3	254	2	78	1.0	13	0.2	1297	16.2
UTA	07-08	82	82	3059	37.3	566	1117	.507	83	210	.395	330	411	.803	34	209	243	3.0	862	10.5	200	0	90	1.1	23	0.4	1545	18.8
UTA	08-09	68	68	2505	36.8	463	984	.471	70	226	.310	326	384	.849	24	171	195	2.9	725	10.7	134	2	73	1.1	20	0.3	1322	19.4
UTA	09-10	76	76	2802	36.9	494	1053	.469	96	259	.371	335	418	.801	50	253	303	4.0	798	10.5	208	2	96	1.3	16	0.2	1419	18.7
UTA-NJ	10-11	65	65	2465	37.9	428	975	.439	105	317	.331	348	412	.845	40	220	260	4.0	667	10.3	190	1	79	1.2	15	0.2	1309	20.1
NJ	11-12	55	55	1999	36.3	391	961	.407	115	342	.336	257	305	.843	23	160	183	3.3	481	8.7	121	1	67	1.2	20	0.4	1154	21.0
BKN	12-13	78	78	2842	36.4	495	1124	.440	169	447	.378	317	369	.859	29	203	232	3.0	604	7.7	194	1	75	1.0	30	0.4	1476	18.9
BKN	13-14	64	58	2059	32.2	322	716	.450	98	268	.366	173	216	.801	15	153	168	2.6	392	6.1	148	0	93	1.5	13	0.2	915	14.3
BKN	14-15	68	55	2114	31.1	298	771	.387	87	237	.367	201	241	.834	29	208	237	3.5	448	6.6	157	0	64	0.9	17	0.3	884	13.0
DAL	15-16	65	63	2106	32.4	321	775	.414	97	282	.344	179	206	.869	19	171	190	2.9	378	5.8	155	0	61	0.9	14	0.2	918	14.1
DAL-CLE	16-17	64	44	1657	25.9	263	600	.438	85	234	.363	90	109	.826	14	133	147	2.3	360	5.6	138	1	31	0.5	8	0.1	701	11.0
TOTAL		845	771	28865	34.2	4874	10964	.445	1178	3296	.357	2878	3502	.822	353	2266	2619	3.1	6819	8.1	2132	13	867	1.0	206	0.2	13804	16.3

NBA PLAYOFFS

TEAM	YEAR	GP	GS	MIN	MPG	TOTAL			3-POINT			FREE THROWS			REBOUNDS				AST	APG	PF	DQ	STL	SPG	BLK	BPG	PTS	PPG
						FGM	FGA	PCT	GM	GA	PCT	FTM	FTA	PCT	OFF	DEF	TOT	RPG										
UTA	06-07	17	17	657	38.6	122	270	.452	19	57	.333	64	81	.790	9	64	73	4.3	146	8.6	49	0	26	1.5	4	0.2	327	19.2
UTA	07-08	12	12	513	42.8	90	183	.492	28	56	.500	51	66	.773	16	27	43	3.6	120	10.0	35	0	7	0.6	4	0.3	259	21.6
UTA	08-09	5	5	211	42.2	29	70	.414	9	25	.360	34	41	.829	4	15	19	3.8	54	10.8	17	0	9	1.8	2	0.4	101	20.2
UTA	09-10	10	10	398	39.8	67	149	.450	20	51	.392	89	111	.802	4	23	27	2.7	102	10.2	37	1	10	1.0	4	0.4	243	24.3
BKN	12-13	7	7	292	41.7	45	106	.425	17	43	.395	37	45	.822	1	21	22	3.1	59	8.4	17	0	7	1.0	4	0.6	144	20.6
BKN	13-14	12	12	428	35.7	60	152	.395	18	53	.340	36	45	.800	7	31	38	3.2	70	5.8	31	0	13	1.1	2	0.2	174	14.5
BKN	14-15	6	6	192	32.0	27	69	.391	11	26	.423	6	7	.857	3	34	37	6.2	33	5.5	18	0	8	1.3	0	0.0	71	11.8
DAL	15-16	3	3	49	16.3	6	18	.333	3	7	.429	0	0	.000	0	2	2	0.7	8	2.7	6	0	1	0.3	0	0.0	15	5.0
TOTAL		72	72	2740	38.1	446	1017	.439	125	318	.393	317	396	.801	44	217	261	3.6	592	8.2	210	1	81	1.1	20	0.3	1334	18.5

DERON WILLIAMS GAME-BY-GAME STATS

DATE	TM	@	OPP	WL	O	P	G	GS	MIN	FG	FGA	FG%	FG3	FG3A	FG3%	FT	FTA	FT%	OREB	DREB	REB	AST	PF	DQ	STL	TO	BLK	PTS	PPG
10/26/2016	DAL	@	IND	.L	1	G	1	1	40	10	18	.556	5	8	.625	0	0	---	1	2	3	7	4	0	0	6	1	25	25.0
10/28/2016	DAL	v	HOU	.L	-	G	2	2	34	5	11	.455	1	4	.250	3	4	.750	0	0	0	4	3	0	1	3	0	14	19.5
10/30/2016	DAL	@	HOU	.L	-	G	3	3	31	4	11	.364	3	5	.600	1	2	.500	0	1	1	3	1	0	1	2	1	12	17.0
11/02/2016	DAL	@	UTA	.L	-	G	4	4	34	5	11	.455	2	5	.400	0	0	---	0	2	2	9	3	0	0	1	0	12	15.8
11/04/2016	DAL	v	POR	.L	-	G	5	5	37	3	14	.214	1	7	.143	5	6	.833	0	5	5	6	1	0	1	2	0	12	15.0
11/06/2016	DAL	v	MIL	W.	-	1	DNP																						
11/08/2016	DAL	@	LAL	W.	-	DNP																							
11/09/2016	DAL	@	GS	.L	-	DNP																							
11/14/2016	DAL	@	NY	.L	-	DNP																							
11/16/2016	DAL	@	BOS	.L	-	G	6	6	10	0	3	.000	0	2	.000	0	0	---	0	0	0	0	1	0	0	0	0	0	12.5
11/18/2016	DAL	v	MEM	.L	-	DNP																							
11/19/2016	DAL	@	ORL	.L	-	DNP																							
11/21/2016	DAL	@	SA	.L	-	DNP																							
11/23/2016	DAL	v	LAC	.L	-	DNP																							
11/25/2016	DAL	@	CLE	.L	-	G	7	7	15	2	6	.333	0	1	.000	0	0	---	0	2	2	5	2	0	0	1	0	4	11.3
11/27/2016	DAL	v	NO	W.	-	G	8	8	20	3	10	.300	0	4	.000	3	3	1.000	0	2	2	4	4	0	0	5	0	9	11.0
11/30/2016	DAL	v	SA	.L	-	G	9	9	26	4	12	.333	1	3	.333	0	0	---	1	7	8	5	4	0	0	2	0	9	10.8
12/01/2016	DAL	@	CHA	.L	-	G	10	10	30	6	14	.429	1	7	.143	1	1	1.000	0	3	3	9	2	0	0	2	0	14	11.1
12/03/2016	DAL	v	CHI	W.	-	G	11	11	31	3	11	.273	0	3	.000	3	3	1.000	0	2	2	15	2	0	1	1	0	9	10.9
12/05/2016	DAL	v	CHA	.L	-	G	12	12	37	6	18	.333	2	8	.250	1	1	1.000	0	1	1	13	2	0	0	2	0	15	11.3
12/07/2016	DAL	v	SAC	.L	-	G	13	13	32	6	8	.750	3	5	.600	5	5	1.000	0	2	2	6	2	0	0	5	0	20	11.9
12/09/2016	DAL	v	IND	W.	-	G	14	14	33	5	13	.385	3	6	.500	3	3	1.000	0	1	1	6	4	0	1	1	0	16	12.2
12/10/2016	DAL	@	HOU	.L	-	G	15	15	32	3	10	.300	1	4	.250	2	2	1.000	0	3	3	6	2	0	0	0	0	9	12.0
12/12/2016	DAL	v	DEN	W.	-	G	16	16	32	7	16	.438	1	6	.167	2	2	1.000	0	2	2	8	2	0	2	1	0	17	12.3
12/14/2016	DAL	v	DET	.L	-	G	17	17	36	3	13	.231	1	4	.250	9	9	1.000	1	2	3	5	3	0	1	2	0	16	12.5
12/16/2016	DAL	@	UTA	.L	-	G	18	18	35	6	11	.545	1	4	.250	5	5	1.000	0	0	0	7	1	0	2	1	0	18	12.8
12/18/2016	DAL	v	SAC	W.	-	G	19	19	33	5	10	.500	1	4	.250	4	4	1.000	0	2	2	7	2	0	0	2	0	15	12.9
12/19/2016	DAL	@	DEN	.L	-	G	20	20	31	9	17	.529	3	3	1.000	2	3	.667	0	1	1	8	3	0	1	3	0	23	13.5
12/21/2016	DAL	@	POR	W.	-	G	21	21	32	10	17	.588	2	7	.286	1	1	1.000	2	3	5	5	2	0	0	4	0	23	13.9
12/23/2016	DAL	@	LAC	W.	-	G	22	22	35	5	16	.313	2	5	.400	0	0	---	0	5	5	9	2	0	1	4	0	12	13.8
12/26/2016	DAL	@	NO	.L	-	G	23	23	32	9	18	.500	3	7	.429	3	4	.750	1	1	2	9	3	0	1	2	0	24	14.3
12/27/2016	DAL	v	HOU	.L	-	G	24	24	23	2	11	.182	2	5	.400	0	1	.000	2	1	3	6	2	0	0	2	0	6	13.9
12/29/2016	DAL	@	LAL	W.	-	G	25	25	33	3	6	.500	1	3	.333	1	1	1.000	0	1	1	11	6	1	2	6	0	8	13.7
12/30/2016	DAL	@	GS	.L	-	G	26	26	20	4	7	.571	1	3	.333	2	3	.667	0	2	2	4	0	0	1	2	0	11	13.6
01/03/2017	DAL	v	WAS	W.	-	G	27	27	32	7	13	.538	4	7	.571	3	3	1.000	0	1	1	6	4	0	0	5	0	21	13.9
01/05/2017	DAL	v	PHO	.L	-	G	28	28	33	8	14	.571	2	5	.400	2	3	.667	0	4	4	6	2	0	0	3	0	20	14.1
01/07/2017	DAL	v	ATL	.L	-	G	29	29	28	3	12	.250	0	5	.000	1	1	1.000	2	5	7	4	3	0	0	4	0	7	13.8
01/09/2017	DAL	@	MIN	.L	-	G	30	30	33	5	9	.556	1	3	.333	0	0	---	1	1	2	7	2	0	1	3	0	11	13.7
01/12/2017	DAL	@	PHO	W.	-	G	31	31	32	9	15	.600	4	5	.800	1	3	.333	1	1	2	12	4	0	0	1	0	23	14.0
01/15/2017	DAL	v	MIN	W.	-	G	32	32	31	5	9	.556	3	5	.600	0	2	.000	0	4	4	10	3	0	2	4	0	13	14.0
01/17/2017	DAL	@	CHI	W.	-	G	33	33	30	5	11	.455	1	5	.200	0	0	---	0	6	6	9	3	0	1	4	0	11	13.9
01/19/2017	DAL	@	MIA	.L	-	G	34	34	32	2	8	.250	1	5	.200	1	2	.500	0	3	3	9	3	0	0	2	0	6	13.7
01/20/2017	DAL	v	UTA	.L	1	G	35	35	35	6	14	.429	1	3	.333	3	5	.600	1	3	4	8	2	0	0	3	0	16	13.7
01/22/2017	DAL	v	LAL	W.	-	G	36	36	26	6	9	.667	1	3	.333	0	0	---	0	5	5	8	1	0	0	0	0	13	13.7
01/25/2017	DAL	v	NY	W.	-	G	37	37	16	3	6	.500	1	2	.500	0	0	---	0	0	0	7	0	0	0	0	0	7	13.5
01/26/2017	DAL	@	OKC	.L	-	INA																							
01/29/2017	DAL	@	SA	W.	-	INA																							
01/30/2017	DAL	v	CLE	W.	-	INA																							
02/01/2017	DAL	v	PHI	W.	-	INA																							
02/03/2017	DAL	@	POR	W.	-	DNP																							
02/06/2017	DAL	@	DEN	.L	-	DNP																							
02/07/2017	DAL	v	POR	.L	-	DNP																							
02/09/2017	DAL	v	UTA	W.	-	1	DNP																						
02/11/2017	DAL	v	ORL	W.	-	G	38	38	16	3	6	.500	1	3	.333	0	0	---	0	0	0	4	1	0	3	1	0	7	13.4
02/13/2017	DAL	v	BOS	.L	-	G	39	39	13	1	1	1.000	0	0	---	0	0	---	0	1	1	1	2	0	1	4	0	2	13.1
02/15/2017	DAL	@	DET	.L	-	G	40	40	30	4	14	.286	2	7	.286	2	2	1.000	0	2	2	6	3	0	1	2	0	12	13.1
03/01/2017	CLE	@	BOS	.L	-	-	41	40	24	2	8	.250	0	2	.000	0	0	---	0	2	2	2	1	0	0	0	0	4	12.8
03/03/2017	CLE	@	ATL	W.	-	-	42	40	17	1	1	1.000	0	0	---	0	0	---	0	1	1	7	2	0	1	1	0	2	12.6
03/04/2017	CLE	@	MIA	.L	-	G	43	41	27	4	11	.364	0	4	.000	2	2	1.000	0	5	5	7	0	0	0	2	0	10	12.5
03/06/2017	CLE	v	MIA	.L	-	-	44	41	17	2	3	.667	0	1	.000	2	2	1.000	0	1	1	2	1	0	0	3	1	6	12.4
03/09/2017	CLE	@	DET	.L	-	-	45	41	17	1	1	1.000	1	1	1.000	1	1	1.000	0	0	0	3	1	0	1	0	0	4	12.2
03/11/2017	CLE	@	ORL	W.	-	-	46	41	25	4	9	.444	2	4	.500	0	0	---	0	1	1	4	3	0	0	0	1	10	12.1
03/12/2017	CLE	@	HOU	.L	-	-	47	41	23	2	6	.333	2	4	.500	2	2	1.000	0	5	5	5	3	0	0	1	0	8	12.0
03/14/2017	CLE	v	DET	W.	-	-	48	41	14	6	6	1.000	1	1	1.000	0	0	---	0	2	2	3	3	0	0	1	0	13	12.1
03/16/2017	CLE	v	UTA	W.	-	-																							

#3 DERRICK WILLIAMS

Forward 6-8, 245 lbs 5/25/91 Arizona

Years Pro: 6

DRAFTED: By the Minnesota Timberwolves in the first round (2nd overall pick) in the 2011 NBA Draft.

ACQUIRED: Signed to a 10-day contract on February 9, 2017; Signed to a second 10-day contract on February 22, 2017; Signed for the remainder of the season on March 4, 2017.



2016-17 SEASON:

- Played in 50 games (11 starts) with Miami and Cleveland
- Averaged 6.1 points on .443 shooting and 2.6 rebounds in 16.1 minutes
- In 25 games with Cleveland, averaged 6.2 points on .505 shooting from the field and 2.3 rebounds in 17.1 minutes
- In 25 games (11 starts) with the Heat, averaged 5.9 points and 2.9 rebounds in 15.1 minutes
- Scored 10 or more points 14 times on the season, including eight times with the Cavaliers
- Tallied a season-high 17 points, knocking down a season-best six field goals, two rebounds and a season-high two steals in 31 minutes against Cleveland on Dec. 9
- Pulled down at least five rebounds 10 times
- Grabbed down a season-high eight rebounds and finished with 10 points in 25 minutes against Chicago on Dec. 10
- In first appearance as a Cavalier, tallied 12 points on a perfect 3-3 shooting in 22 minutes at Oklahoma City on Feb. 9
- On Feb. 27 against Milwaukee, scored his most points as a Cavalier with 14 on .714 (5-7) shooting and seven rebounds in 27 minutes
- Tied or led the team in steals three times and in blocks three times
- Missed one game on Mar. 16 due to a right quad contusion
- Was a DNP-CD five times and a DND once with Cleveland
- Missed one game on 3/16 due to a right quad contusion

WILLIAMS HIGHS	2016-17 SEASON HIGHS	CAREER HIGHS	PLAYOFF HIGHS
Points	17 @ Cleveland 12/9/16	31 2 Times	-
Field Goals Made	6 @ Cleveland 12/9/16	12 vs. Dallas 12/9/13	-
Field Goals Attempted	11 @ Cleveland 12/9/16	22 vs. Miami 3/4/13	-
Three Point Field Goals Made	3 2 Times	4 4 Times	-
Three Point FG Attempted	5 6 Times	9 @ Denver 4/11/12	-
Free Throws Made	6 @ Oklahoma City 2/9/17	9 @ Brooklyn 1/13/16	-
Free Throws Attempted	8 @ Oklahoma City 2/9/17	14 @ Charlotte 1/23/16	-
Offensive Rebounds	3 @ Chicago 12/10/16	6 vs. Indiana 1/24/14	-
Defensive Rebounds	6 3 Times	13 @ Utah 1/27/14	-
Total Rebounds	8 @ Chicago 12/10/16	16 @ Utah 2/13/13	-
Assists	3 vs. Toronto 4/12/17	4 5 Times	-
Steals	2 @ Cleveland 12/9/16	5 vs. Dallas 12/9/13	-
Blocks	2 @ Atlanta 12/7/16	4 @ Golden State 11/16/12	-
Minutes Played	31 2 Times	45 vs. Miami 3/4/13	-

NBA REGULAR SEASON

TEAM	YEAR	GP	GS	MIN	MPG	TOTAL			3-POINT			FREE THROWS			REBOUNDS				AST	APG	PF	DQ	STL	SPG	BLK	BPG	PTS	PPG
						FGM	FGA	PCT	GM	GA	PCT	FTM	FTA	PCT	OFF	DEF	TOT	RPG										
MIN	11-12	66	15	1418	21.5	205	498	.412	37	138	.268	136	195	.697	77	234	311	4.7	38	0.6	95	0	30	0.5	31	0.5	583	8.8
MIN	12-13	78	56	1916	24.6	338	786	.430	65	196	.332	192	272	.706	96	334	430	5.5	46	0.6	127	0	44	0.6	37	0.5	933	12.0
MIN/SAC	13-14	78	15	1820	23.3	206	482	.427	26	99	.263	186	259	.718	71	252	323	4.1	56	0.7	114	0	48	0.6	20	0.3	624	8.0
SAC	14-15	74	6	1462	19.8	217	485	.447	49	156	.314	134	196	.684	41	161	292	3.9	50	0.7	67	0	34	0.5	4	0.1	617	8.3
NY	15-16	80	9	1435	17.9	254	565	.450	44	150	.293	194	256	.758	47	249	296	3.7	75	0.9	69	0	29	0.4	9	0.1	746	9.3
MA-CLE	16-17	50	11	804	16.1	108	244	.443	30	97	.309	58	89	.652	19	111	130	2.6	28	0.6	60	0	14	0.3	8	0.2	304	6.1
TOTAL		426	112	8855	20.8	1328	3060	.434	251	836	.300	900	1267	.710	351	1341	1692	4.0	293	0.7	532	0	199	0.5	109	0.3	3807	8.9

DERRICK WILLIAMS GAME-BY-GAME STATS

DATE	TM	@	OPP	WL	O	P	G	GS	MIN	FG	FGA	FG%	FG3	FG3A	FG3%	FT	FTA	FT%	OREB	DREB	REB	AST	PF	DQ	STL	TO	BLK	PTS	PPG
10/26/2016	MIA	@	ORL	W.	-	DNP																							
10/28/2016	MIA	v	CHA	.L	-	DNP																							
10/30/2016	MIA	v	SA	.L	-	DNP																							
11/01/2016	MIA	v	SAC	W.	1	DNP																							
11/04/2016	MIA	@	TOR	.L	-	DNP																							
11/07/2016	MIA	@	OKC	.L	-	1	0		3	0	0	---	0	0	---	0	0	---	0	1	1	0	0	0	0	0	0	0	0.0
11/10/2016	MIA	v	CHI	.L	-	DNP																							
11/12/2016	MIA	v	UTA	.L	-	2	0		20	5	8	.625	1	2	.500	0	2	.000	1	3	4	1	0	0	0	0	1	11	5.5
11/14/2016	MIA	@	SA	.L	-	F	3	1	16	2	6	.333	0	2	.000	1	2	.500	0	1	1	0	1	0	1	1	0	5	5.3
11/15/2016	MIA	v	ATL	.L	-	F	4	2	18	3	8	.375	0	2	.000	0	0	---	0	1	1	1	3	0	1	0	0	6	5.5
11/17/2016	MIA	v	MIL	W.	-	F	5	3	15	1	5	.200	0	1	.000	0	0	---	2	0	2	1	1	0	0	0	0	2	4.8
11/19/2016	MIA	@	WAS	W.	-	F	6	4	17	5	9	.556	2	4	.500	0	0	---	2	3	5	0	1	0	0	1	0	12	6.0
11/21/2016	MIA	@	PHI	.L	-	F	7	5	19	2	6	.333	1	2	.500	2	4	.500	1	0	1	0	0	0	0	0	0	7	6.3
11/23/2016	MIA	@	DET	.L	-	F	8	6	12	2	5	.400	0	2	.000	1	2	.500	1	1	2	0	1	0	0	0	0	5	6.0
11/25/2016	MIA	@	MEM	W.	-	F	9	7	14	0	5	.000	0	2	.000	0	0	---	0	2	2	1	0	0	1	0	0	0	5.3
11/26/2016	MIA	v	MEM	.L	-	F	10	8	16	5	9	.556	1	5	.200	2	2	1.000	1	1	2	0	1	0	0	0	1	13	6.1
11/28/2016	MIA	v	BOS	.L	-	F	11	9	21	3	9	.333	0	3	.000	3	6	.500	0	4	4	0	1	0	0	0	0	9	6.4
11/30/2016	MIA	@	DEN	W.	-	DNP																							
12/01/2016	MIA	@	UTA	W.	-	DNP																							
12/03/2016	MIA	@	FOR	.L	-	DNP																							
12/06/2016	MIA	v	NY	.L	-	12	9		15	1	5	.200	0	2	.000	3	4	.750	0	3	3	0	4	0	1	1	0	5	6.3
12/07/2016	MIA	@	ATL	.L	-	13	9		20	1	5	.200	0	3	.000	1	2	.500	0	5	5	0	2	0	0	3	2	3	6.0
12/09/2016	MIA	@	CLE	.L	-	14	9		31	6	11	.545	0	2	.000	5	7	.714	1	1	2	1	2	0	2	0	0	17	6.8
12/10/2016	MIA	@	CHI	.L	-	15	9		25	3	9	.333	0	1	.000	4	6	.667	3	5	8	1	0	0	0	1	0	10	7.0
12/12/2016	MIA	v	WAS	W.	-	DNP																							
12/14/2016	MIA	v	IND	W.	-	DNP																							
12/16/2016	MIA	v	LAC	.L	-	16	9		2	1	2	.500	0	0	---	1	1	1.000	1	0	1	0	1	0	0	0	0	3	6.8
12/18/2016	MIA	v	BOS	.L	-	DNP																							
12/20/2016	MIA	v	ORL	.L	2	DNP																							
12/22/2016	MIA	v	LAL	W.	-	DNP																							
12/23/2016	MIA	@	NO	.L	-	17	9		8	2	3	.667	1	2	.500	0	0	---	0	5	5	1	0	0	0	1	0	5	6.6
12/27/2016	MIA	v	OKC	.L	-	F	18	10	15	4	4	1.000	1	1	1.000	0	0	---	0	2	2	0	0	0	1	1	0	9	6.8
12/29/2016	MIA	@	CHA	.L	-	DNP																							
12/30/2016	MIA	@	BOS	.L	-	DNP																							
01/01/2017	MIA	v	DET	.L	-	19	10		13	4	6	.667	1	2	.500	1	2	.500	0	6	6	2	1	0	0	0	0	10	6.9
01/03/2017	MIA	@	PHO	.L	-	20	10		24	0	7	.000	0	1	.000	3	4	.750	2	2	4	1	3	0	1	0	0	3	6.8
01/04/2017	MIA	@	SAC	W.	-	DNP																							
01/06/2017	MIA	@	LAL	.L	-	21	10		15	1	7	.143	0	3	.000	4	6	.667	1	5	6	2	3	0	0	0	1	6	6.7
01/08/2017	MIA	@	LAC	.L	-	F	22	11	21	1	5	.200	0	1	.000	0	0	---	0	3	3	2	4	0	1	2	0	2	6.5
01/10/2017	MIA	@	GS	.L	-	DNP																							
01/13/2017	MIA	@	MIL	.L	-	23	11		7	1	1	1.000	1	1	1.000	0	0	---	0	2	2	0	2	0	0	1	0	3	6.3
01/17/2017	MIA	v	HOU	W.	-	DNP																							
01/19/2017	MIA	v	DAL	W.	-	DNP																							
01/21/2017	MIA	v	MIL	W.	-	DNP																							
01/23/2017	MIA	v	GS	W.	-	DNP																							
01/25/2017	MIA	@	BRK	W.	-	24	11		1	0	0	---	0	0	---	0	0	---	0	0	0	0	0	0	0	0	0	0	6.1
01/27/2017	MIA	@	CHI	W.	-	DNP																							
01/28/2017	MIA	v	DET	W.	-	DNP																							
01/30/2017	MIA	v	BRK	W.	-	DNP																							
02/01/2017	MIA	v	ATL	W.	-	DNP																							
02/04/2017	MIA	v	PHI	W.	-	25	11		8	1	2	.500	0	1	.000	0	0	---	0	1	1	0	2	0	0	2	0	2	5.9
02/09/2017	CLE	@	OKC	.L	-	26	11		22	3	3	1.000	0	0	---	6	8	.750	0	0	0	1	3	0	0	1	0	12	6.2
02/11/2017	CLE	v	DEN	W.	-	27	11		21	2	3	.667	1	2	.500	2	2	1.000	0	1	1	0	0	0	0	1	0	7	6.2
02/14/2017	CLE	@	MIN	W.	-	28	11		23	5	7	.714	0	1	.000	3	5	.600	0	6	6	0	3	0	1	0	0	13	6.4
02/15/2017	CLE	v	IND	W.	-	29	11		27	2	7	.286	2	5	.400	1	2	.500	0	5	5	2	0	0	0	0	0	7	6.4
02/23/2017	CLE	v	NY	W.	-	30	11		27	4	8	.500	2	5	.400	0	0	---	0	1	1	2	1	0	1	0	0	10	6.6
02/25/2017	CLE	v	CHI	.L	-	31	11		23	3	7	.429	0	2	.000	2	4	.500	0	4	4	2	0	0	0	0	0	8	6.6
02/27/2017	CLE	v	MIL	W.	-	32	11		27	5	7	.714	2	4	.500	2	2	1.000	1	6	7	0	2	0	0	2	0	14	6.8
03/01/2017	CLE	@	BOS	.L	-	33	11		31	5	10	.500	2	5	.400	1	2	.500	0	3	3	0	2	0	1	2	1	13	7.0
03/03/2017	CLE	@	ATL	W.	-	34	11		18	3	5	.600	3	4	.750	0	0	---	0	1	1	1	1	0	1	1	1	9	7.1
03/04/2017	CLE	@	MIA	.L	-	35	11		29	2	5	.400	1	2	.500	5	6	.833	1	5	6	0	2	0	0	3	0	10	7.2
03/06/2017	CLE	v	MIA	.L	-	36	11		19	1	3	.333	1	2	.500	0	0	---	1	3	4	1	1	0	1	1	0	3	7.1
03/09/2017	CLE	@	DET	.L	-	37	11		8	1	4	.250	0	3	.000	0	0	---	0	1	1	1	0	0	0	0	0	2	6.9
03/11/2017	CLE	@	ORL	W.	-	38	11		16	2	4	.500	0	2	.000	1	2	.500	0	4	4	0	2	0	0	0	0	5	6.9
03/12/2017	CLE	@	HOU	.L	-	39	11		10	2	2	1.000	1	1	1.000	0	0	---	0	1	1	0	2	0	0	0	0	5	6.8
03/14/2017	CLE	v	DET	W.	-	40	11		21	4	8	.500	3	5	.600	2	4	.500	0	0	0	1	2	0	0	0	0	13	7.0
03/16/2017	CLE	v	UTA	W.	-	DNP																							
03/18/2017	CLE	@	LAC	.L	-	41	11		24	1	5	.200	0	2	.000	0	0	---	0	4	4	0	3	0	0	1	0	2	6.9
03/19/2017	CLE	@	LAL	W.	-	DNP																							



PRESENTED BY
DISCOUNT
drug mart

2016-17

SEASON IN REVIEW

CLEVELAND CAVALIERS 2016-17 SEASON NOTES

SEASON MARKS

The reigning NBA Champion Cleveland Cavaliers finished the 2016-17 season tied for the 2nd best record in the Eastern Conference at **51-31**, which includes a **31-10** mark at Quicken Loans Arena (2nd best home mark in NBA).

- **50 WINS:** The Cavs won 50 games in a single season for the 10th time in team history (88-89, 91-92, 92-93, 05-06, 06-07, 08-09, 09-10, 14-15, 15-16 & 16-17).
- **PLAYOFF BOUND:** For the 3rd straight season, the Cavaliers are headed to postseason after clinching a spot in their 125-120 win over the Lakers on March 19.
- **CENTRAL CROWN:** Also for the 3rd straight season, the Cavaliers clinched the Central Division title after defeating Charlotte 112-105 on March 24. It marked the Cavs' 6th division crown in franchise history (75-76, 08-09, 09-10, 14-15, 15-16, 16-17).
- **ATLANTIC DOMINANCE:** The Cavaliers went **16-2** against the Atlantic Division this season (3-1 vs. TOR, 3-0 vs. PHI, 4-0 vs. NYK, 3-1 vs. BOS, 3-0 vs. BKN).
- **DOWN THE STRETCH:** When tied or leading after three quarters, the Cavs finished **46-5**.

EXPLOSIVE OFFENSE

The Cavs averaged **110.3 points per game** this past season (1st in the East, 4th-best in NBA). It was the **FIRST TIME** Cleveland has led the conference in scoring. They have scored at least 100 points in 62 of 82 games (including in 34 of 41 home contests) and at least 120 points on 24 occasions. They also shot at least .500 from the field on 30 occasions (27-3) and ranked 5th in the NBA in FG% (.470).

- **110+ & 120+ POINTS:** The Cavs went **39-8** this season when they reached at least 110 points and **21-3** when scoring 120 points (Cavs had nine 120-point games in 2015-16). In a Feb. 6 overtime win at Washington (140-135), Cleveland had a season-high **140 points**, which was their most in a game since April 9, 1992 (141 points vs. CHA) and the franchise's most ever in a road game (prev. 137 on 2/28/84 at Kansas City Kings).
- **HOW ABOUT 130 POINTS?:** Cleveland scored at least 130 points on 5 occasions this past season, which is a franchise record for a single season (prev. 4 times in 1979-80). They also had back-to-back games with 130-plus points for the first time in franchise history (132 at IND on Feb. 8 and 140 at WAS on Feb. 6) when they also became the **1st team in NBA history to win consecutive road games against teams that had a winning streak of 7 games or longer (WAS-7, IND-7).** (Elias)
- **40 POINTS IN A QUARTER:** The Cavs scored at least 40 points in a quarter on 9 occasions in 2016-17. On Nov. 23 against Portland, Cleveland tied their franchise record for points in a quarter with **46** in the first.
- **HIGHEST SCORING MONTH EVER:** Cleveland finished **9-2** in February after averaging **117.4 points**, which is the highest scoring month in Cavaliers history (no games minimum). The previous mark was 117.2 points (11 games) in October 1979. (Elias)

HIGH Q

Cleveland was tied for the 2nd-best home record in the NBA at **31-10 (.756)** and averaged **112.7 points at The Q**, which includes **13 contests with 120 points or more**. Since March 25, 2014, Cleveland is **83-9** when scoring at least 100 points at The Q (**29-5 this season**). They have also won 48 straight home games when shooting at least .500 from the field (17-0 this season).

- **THE Q VS. THE WEST:** The Cavs finished 12-3 against the West at home this season. Going back to mid-January 2015, the Cavs have won 32 of their last 38 home games against the Western Conference.
- **128 POINTS IN CONSECUTIVE GAMES:** The Cavs had back-to-back games with at least 128 points on three occasions this season (Nov. 1-3, Nov. 23-25, Feb. 6-8), including twice at home (Nov. 1-3, Nov. 23-25). Prior to this season, Cleveland has never had consecutive games with at least 128 points. (Elias)
- **137 POINTS IN REGULATION AT THE Q:** The Cavs had a high scoring night at home against Portland on Nov. 23, scoring **137 points**, the most any team has ever scored in regulation at The Q (prev. Golden State, 132 on 1/18/16). The last time Cleveland has reached that mark in a home game was 4/9/92 against Charlotte (141 points). The Cavs also scored 81 points in the first half, which were just two shy of the franchise record for any half (83 in 2nd H on 1/19/93 vs. Indiana).
- **50-40-90:** In a 128-90 home win over Dallas on Nov. 25, Cleveland shot over 50% from the field (.506), 40% from the three-point line (.465) and 90% from the foul line (.917). It marked just the fourth time since the 2000-01 season the Cavs have had a **50-40-90 game** (4/5/16 vs. MIL, 3/13/07 vs. SAC, 12/11/01 vs. HOU). Cleveland also accomplished that feat in a Feb. 8 win at Indiana.
- **86.7% FROM THE FIELD IN A QUARTER:** In a 128-120 home win over Houston on Nov. 1, Cleveland scored 43 points in the fourth quarter, which was three points shy of their team record for points in a period (46, three occasions). In the final period, the Cavs shot **13-15 (.867) from the field**, which was their highest field goal percentage in a quarter since Dec. 15, 1999, when they went 15-17 (.882) in the fourth at New Jersey. (Elias Sports Bureau)
- **UNDEFEATED AT HOME ON XMAS:** By defeating Golden State on Christmas Day (109-108), the Cavaliers improved to **6-0 at home all-time on Christmas Day**, which is the best home record of any NBA team on Christmas (Miami is 5-0).

SEEING STARS

Kyrie Irving (starter), LeBron James (starter) and Kevin Love (reserve) were selected to the Eastern Conference roster in the 2017 NBA All-Star Game. It marked the first time the Cavs had multiple starters in the event and the third time that three Cavs players were selected to an All-Star roster (Brad Daugherty, Larry Nance and Mark Price in 1989 and 1993). In the 192-182 win for the West this year, Irving (22 PTS, 14 ASTS, 7 REBS, 3 STLs) and James (23 PTS) had strong performances.

- **NO. 13 FOR LEBRON:** James was the top overall vote-getter in the conference among all three voting groups (fans, media, players) and had the most fan votes in the NBA (1,893,751). His 2017 All-Star appearance marked the 13th consecutive (all starts) for the two-time NBA All-Star Game MVP (2006 and 2008). He became the fifth player in league history to start at least 13 All-Star Games, joining Kobe Bryant (15), Kareem Abdul-Jabbar (13), Bob Cousy (13) and Michael Jordan (13). He also tied Bob Cousy for most consecutive All-Star starts in NBA history (13). In the 2017 All-Star Game, James finished with 23 points (10-17 FG) and three rebounds in 19 minutes, while also becoming the first NBA player to score 300 points in All-Star Game history with his 9th point of the night. In 13 All-Star appearances, James has averaged 24.2 points, 6.0 rebounds, 5.8 assists and 1.3 steals in 29.4 minutes while shooting .518 (129-249) from the floor. Among all-time leaders in All-Star Game history, he ranks first in points scored (314), first in field goals made (129), first in three-pointers made (31), fourth in scoring average (24.2, min. 2 games), sixth in assists (76) and tied for 12th in steals (17). He also has the most 20-point games in All-Star history with 10 (next closest is Oscar Robertson, eight).
- **NO. 4 FOR KYRIE:** It marked Irving's fourth All-Star selection (2013, 2014 and 2015) and second as a starter (2014). In the 2017 All-Star Game, Irving nearly had a triple-double after tallying 22 points, a 6-8 (.750) mark from beyond the arc, seven rebounds, a game-high 14 assists and three steals in 22 minutes. In his four All-Star outings, he has averaged 19.8 points on .653 (32-49) shooting from the field, a .538 (14-26) mark from beyond the arc, 5.3 rebounds and 9.3 assists (3rd-most all-time, min. 2 games) in 24.9 minutes. In addition to earning MVP honors in the 2014 NBA All-Star Game in New Orleans, Irving won the 2013 Foot Locker Three-Point Contest at All-Star Weekend in Houston and was named MVP of the 2012 BBVA Rising Stars Challenge at All-Star Weekend in Orlando. He also finished second in this year's JBL Three-Point Contest (Eric Gordon, first place).
- **NO. 4 FOR KEVIN:** Despite not playing due to injury, the 2017 All-Star selection was the fourth for Love, who was previously named as a reserve in 2011 and 2012 and as a starter in 2014.



CAVS HIGHEST POINTS PER GAME ALL-TIME (SINGLE SEASON)

CAVS YEAR	PPG
1979-80	114.1
2016-17	110.3
1991-92	108.9
1988-89	108.8

CAVS HIGHEST SCORING MONTH ALL-TIME (NO GAMES MINIMUM)

CAVS MONTH	PPG
FEB. 2017	117.4 (11 games)
OCT. 1979	117.2 (11 games)
NOV. 1979	115.7 (15 games)

BEST HOME RECORDS IN 2016-17

Team	Home Record
Golden State	36-5 (.878)
CLEVELAND	31-10 (.756)
San Antonio	31-10 (.756)

CLEVELAND CAVALIERS 2016-17 SEASON NOTES (CONT.)

HISTORICAL YEAR FROM LONG DISTANCE

Cleveland led the East in three-pointers made (1,067 3FG, 2nd in NBA), three-pointers made per game (13.0, 2nd in NBA) and three-point percentage (.384, 2nd in NBA). The Cavs hit at least 10 treys in 65 of 82 games and shot at least .400 from long distance 33 times (27-6).

- **FRANCHISE-RECORD 1,067 3FGM:** The Cavs set a franchise single season record for three-pointers made with 1,067. They are the 3rd NBA team to ever hit 1,000 triples in a season. Cleveland also recorded franchise records for three-pointers per game (13.), number of games with at least 10 three-pointers (65), 15 three-pointers (27) and 20 three-pointers (4).
- **15 THREES:** The Cavs made at least 15 triples on 27 occasions this season (most in franchise history). Cleveland nailed 15 or more three-pointers in a franchise regular season record four straight contests from Feb. 1-8.
- **NBA-RECORD 25 THREE-POINTERS:** The Cavs set an NBA regular season record for three-pointers in a single game, going 25-46 (.543) from deep in their 135-130 win at Atlanta on March 3. It marked the fourth time in team history the Cavs have connected on at least 20 three-pointers in a regular season game, all coming this season. Also in the win at Atlanta, six Cavs players made at least three triples, which had never happened in NBA history prior to that night. Cleveland also holds the all-time playoff record for threes in a game (also 25 vs. ATL on 5/4/16).
- **FIRST NBA TEAM TO EVER RECORD BACK-TO-BACK GAMES WITH 20 TRIPLES:** The Cavs became the first team in NBA history to have consecutive regular season games with 20 three-pointers or more after knocking down a then franchise record 21 threes against Portland on Nov. 23 and 20 versus Dallas on Nov. 25. Cleveland is also the first team to accomplish this feat in the playoffs as well (2016 Semifinals versus Atlanta: 25 3FGM in Game 2 and 21 3FGM in Game 3).
- **NBA-RECORD 16 THREES IN A HALF:** Cleveland set an NBA record for threes made in a half with 16 triples in the first half in a 137-125 win over Portland on Nov. 23 (later tied by Denver on 2/13/15 vs. GSW). The Cavs finished with a Quicken Loans Arena regular season record for three-pointers in a single game, knocking down 21-36 (.583) shots from deep.
- **DOUBLE-DIGIT THREE-POINT RECORD TO START SEASON:** Cleveland made at least 10 three-pointers in their first 16 games of the 2016-17 season, setting an NBA record for consecutive games with 10 or more triples to start a season (prev. held by Houston, first eight games in 2014-15).

MOST CONSECUTIVE GAMES WITH 10+ 3FGM TO START SEASON (ALL-TIME)	
Team	Consecutive Games
CLEVELAND, 2016-17	16 (10/25/16-11/29/16)
Houston, 2014-15	8 (10/28/14-11/12/14)
Golden State, 2013-14	4 (10/30/13-11/4/13)

CAVS MOST 3FGM IN A SINGLE SEASON (ALL-TIME)

CAVS YEAR	3FGM
2016-17	*1,067
2015-16	880
2014-15	826
2008-09	656
*FRANCHISE SINGLE-SEASON RECORD WAS SET ON MARCH 16, 2017 AGAINST UTAH	

NBA'S SINGLE SEASON 3FGM RECORD (ALL-TIME)

TEAM/YEAR	3FGM
HOU (2016-17)	1,181
GSW (2015-16)	1,077
CLE (2016-17)	1,067*
BOS (2016-17)	985
GSW (2016-17)	982
HOU (2014-15)	933
NYK (2012-13)	891
*The Cavs became the 3 rd team in NBA history to make 1,000 three-pointers in a single season on April 4 against Orlando.	

CAVS MOST 3FGM IN SINGLE GAME (ALL-TIME, REGULAR SEASON)

Date/Opponent	3FGM
3/3/17 at ATL	*25
12/7/16 at NYK	22
11/23/16 vs. POR	21
11/25/16 vs. DAL	20
*NBA RECORD -ALL CAVS GAMES w/20+ 3FGM OCCURRED THIS SEASON	

TOP NOTCH TRIO

Kyrie Irving (25.2), LeBron James (26.4) and Kevin Love (19.0) averaged a combined 70.6 points per game. The Cavs were one of two teams in the NBA with three players averaging at least 19.0 points in 2016-17 (GSW). The three Cavs players scored at least 20 points apiece in the same game 16 times this season (13-3 record). Since the beginning of the 2014-15 season, the trio of Irving, James and Love have each scored 20 points or more in a regular season game 26 times (22-4 record).

- **FRANCHISE-RECORD 101 POINTS (IRVING/JAMES/LOVE):** In a 125-120 road win over the Lakers on March 19, Kyrie Irving (46 pts, 15-21 FG, 6-10 3FG, 10-10 FT), LeBron James (34 pts, 13-22 FG, 6 rebs, 7 asts) and Kevin Love (21 pts, 15 rebs) combined for 101 points, which were the most combined points scored by any three players in Cavaliers history. The last NBA team to have three players score at least 101 points were the Chicago Bulls, who did it with four overtimes on Dec. 18, 2015 (Jimmy Butler-43, Derrick Rose-34, Pau Gasol-30).
- **DUO EACH AVERAGES 25.0 PPG IN A SINGLE MONTH (IRVING/JAMES):** In February, Kyrie Irving (25.4 PPG) and LeBron James (25.9 PPG) each averaged at least 25.0 points per game. In January, Irving (25.5 PPG) and James (25.7) also put up 25.0-plus points per game. Prior to January 2017, no pair of Cavs teammates ever averaged 25.0 points or more in a single month in franchise history. The two players also did it in March and April. No pair of Cavs teammates had ever averaged 25.0 points each for an entire season, with Irving and James being the first to accomplish that feat. (Elias Sports Bureau)
- **20+ IN THREE STRAIGHT GAMES (IRVING/JAMES/LOVE):** Irving, James and Love each scored at least 20 points in three straight games from December 5-9. The last Cavs trio to have 20 points or more in three straight games were Austin Carr, John Johnson and Bingo Smith in games played in February 1972 (2/23/72 to 2/27/72). (Elias Sports Bureau)
- **30-POINT DOUBLE-DOUBLES (IRVING/LOVE):** According to the Elias Sports Bureau, Kyrie Irving (32 points, 12 assists) and Kevin Love (30 points, 15 rebounds) became just the fourth duo in Cavs history to post a double-double and score 30 or more points in the same game in a 124-118 win over Boston on Dec. 29. It also happened in 1971 (Walt Wesley and Butch Beard), 1980 in a quadruple-overtime game (Randy Smith and Dave Robisch) and 1991 (Brad Daugherty and Larry Nance).
- **15 ASSISTS & 15 REBOUNDS WITH 15 POINTS (JAMES/LOVE):** In a Jan. 13 win at Sacramento, Kevin Love (15 pts, 18 rebs) and LeBron James (16 pts, 15 asts) became just the 3rd set of teammates in Cavaliers history in which one totaled at least 15 points and 15 rebounds while another registered 15 or more points and 15 or more assists: Tyrone Hill (16 pts, 15 rebs)/Andre Miller (18 pts, 15 asts) in 2002 at CHI and Zydrunas Ilgauskas (28 pts, 18 rebs)/Jeff McInnis (16 pts, 15 asts) vs. MIL in 2005. (Elias)
- **ONE SCORES 40 POINTS, ANOTHER GETS A TRIPLE-DOUBLE (THREE TIMES):** The Cavs have had one player score 40-plus points and another record a triple-double in the same game on three occasions this season. In the Nov. 23 win over Portland, Love tallied 40 points and James posted a triple-double with 31 points, 10 rebounds and 13 assists. At New Orleans on Jan. 23, Irving finished with 49 points while James registered 26 points, 10 rebounds and 12 assists. At Atlanta on April 9, Irving had 45 points and James tallied 32 points, 16 rebounds and 10 assists.
- **12 ASSISTS FOR TWO CAVS PLAYERS (IRVING/JAMES):** In the Feb. 1 win over Minnesota, the Cavs dished out a season-high 37 assists. Kyrie Irving (14) and LeBron James (12 assists) accounted for 26 dishes and became the first Cavs teammates with at least 12 assists apiece in a game since April 6, 2010 vs. Toronto (L. James-13, M. Williams-12).
- **35 POINTS & 8 ASSISTS APIECE (IRVING/JAMES):** According to the Elias Sports Bureau during a March 3 win at Atlanta, Irving (43 points, 9 assists) and James (38 points, 8 assists) became just the 3rd pair of NBA teammates to each score at least 35 points and hand out eight assists in a non-overtime game and both other instances occurred in the 1965-66 season. Wilt Chamberlain (39 points, 10 assists) and Hal Greer (38, 10) did it for Philadelphia in a game against Cincinnati; and Oscar Robertson (38, 12) and Jerry Lucas (35, 8) did it for Cincinnati against Detroit.

CLEVELAND CAVALIERS 2016-17 SEASON NOTES (CONT.)

GETTIN' BUCKETS

Kyrie Irving scored at least 20 points in 60 of his 72 games in 2016-17, which includes a career-high 21 consecutive games with 20+ points from Feb. 6-March 25. He also had 12 30-point games and four 40-point performances.

- **CAREER BEST SEASON:** In 2016-17, Irving averaged a career-high 25.2 points (11th in NBA) on a career-high .4713 shooting, 3.2 rebounds and 5.8 assists (22nd in NBA) in 35.1 minutes. He shot .401 from deep and a career-high .905 from the foul line (3rd in NBA) and had a career-high 8 double-doubles.
- **BIG QUARTERS:** Irving scored at least 15 points in a single quarter on a team-high 11 occasions this season, which included a 20-point third quarter performance against Brooklyn on Jan. 27. He also scored 11 points in an OT win at WAS on Feb. 6.
- **GOOD POINT:** In a win over Detroit on Nov. 18, Irving became the second NBA player since 1963 to post a stat line of 25+ points, 11+ assists, zero turnovers and a .733+ field goal percentage, joining John Stockton, who did so on Dec. 28, 1989 vs. Portland (33 pts/15 asts/0 TOs/.857 FG%).
- **8,000 POINTS AND 700 THREES:** At Denver on March 22, Irving reached his 8,000th career point and made his 700th career three-pointer, joining LeBron James and Mark Price as the only Cavs to ever record 8,000 points and 700 triples.
- **A WONDERFUL CHRISTMAS:** In a win over Golden State on Christmas Day, Irving hit the game-winning shot with 3.4 seconds remaining and also became the first player in Cavaliers history to record at least 25 points, 10 assists and seven steals in a single game. Irving's career-high seven steals were also the most ever by any NBA player in a single game on Christmas Day. (Elias)
- **6+ STEALS IN CONSECUTIVE GAMES:** With six steals against Brooklyn on Dec. 23 and seven steals against Golden State on Dec. 25, Irving became the first Cavs player to swipe at least six steals in consecutive games since Foots Walker in 1978 (11/24/78 and 11/28/78). (Elias Sports Bureau)
- **35 POINTS IN A HALF AND SEASON-HIGH 49 TOTAL:** Kyrie Irving tied the franchise record for points in a half (LeBron James, 35 in 1st H vs. NYK on 2/6/10) by putting up 35 points in the second half at New Orleans on Jan. 23. Irving finished the night with his 8th career 40-point game, tallying a season-high 49 points on 15-28 (.536) shooting, including a season-high 8-14 (.571) from beyond the arc and 11-11 mark from the foul line, four assists, two steals and a block in 42 minutes.

T-TOP

Tristan Thompson's consecutive games played streak ended at 447 games this season. The streak started on Feb. 10, 2012 and lasted through April 4, 2017. It remains the LONGEST STREAK IN FRANCHISE HISTORY.

- **10+ BOARDS:** Thompson pulled down 10 or more rebounds on 38 occasions and averaged 9.2 rebounds (15th-best in NBA) to go with his 8.1 points (career-high .600 FG%) in 30.0 minutes in 2016-17. He also recorded 19 double-doubles (tied-23rd in NBA), one 20-rebound game (20 at NYK on 12/7/16) and one 20-10 game (season-high 22 points and 12 rebounds at WAS on 2/6/17) this season.
- **DOING WORK:** His team-high 3.7 offensive rebounds per game ranked 6th in the NBA and he grabbed at least four offensive rebounds 39 times this season. Thompson also averaged 1.08 blocks, having swatted at least two shots on 21 occasions, including a career-high four blocks four times.

K-LOVE-ING IT

Kevin Love averaged 19.0 points and 11.1 rebounds (8th in NBA), including 8.6 defensive boards (10th in NBA), in 31.4 minutes per game this season. He had 41 double-doubles (tied-12th in NBA) and shot .373 from deep and .871 from the foul line (18th in NBA). Love won the Eastern Conference Player of the Week award for Nov. 21-27, his first time winning the award as a Cav (3rd of career).

- **19-10 CLUB:** Love was one of five NBA players averaging at least 19.0 points and 10.0 rebounds this season (A. Davis, R. Westbrook, K. Towns, D. Cousins), but the only Eastern Conference player with those numbers. Love had 21 20-10 games this season. He pulled down at least 10 rebounds on 42 occasions, including 15 boards or more 14 times.
- **20-POINT OUTINGS:** Love scored 20 or more points 27 times this season, including in a season-high 6 consecutive games from Dec. 5-17. He also had three 30-point games and one 40-point game in 2016-17.
- **6,000 BOARDS:** Kevin Love pulled down his 6,000th career rebound against Atlanta on Nov. 8, becoming just the 5th active player to record 6,000 boards and 700 three-pointers (LeBron James, Paul Pierce, Carmelo Anthony, Dirk Nowitzki).
- **MOST EVER:** Love has an NBA-record 23 career games with at least 25 points, 15 rebounds and three three-pointers, including 4 times this season..
- **FIRST CAV WITH 30 PTS, 15 REBS & 6 3FGM:** In a win over Boston on Dec. 29, Kevin Love became the first player in franchise history to record 30 points, 15 rebounds and six three-pointers in a single game.

LOVE'S NBA-RECORD 34-POINT FIRST QUARTER

Against Portland on Nov. 23, Kevin Love poured in 34 points in the first quarter and finished with his highest scoring game as a Cavalier with 40 points on 12-20 (.600) shooting from the field, 8-12 (.667) shooting from beyond the arc, eight rebounds and three assists in 32 minutes. Below is additional information and records he set that night:

- **LOVE SET FRANCHISE RECORD FOR POINTS IN A QUARTER (34)**(Prev. 24 by LeBron James on three occasions, most recently in 3rd Q vs. MIL on 2/20/09).
- **LOVE SET FRANCHISE RECORD FOR 3FGM IN A SINGLE QUARTER (8)**(Prev. 5 on 11 different occasions, most recently by J.R. Smith in 1st Q vs. NOP on 12/4/15).
- **LOVE SET FRANCHISE RECORD FOR FGM IN A QUARTER (11)**(Prev. 10 by LeBron James in 1st Q vs. CHI on 4/11/08).
- **LOVE SET NBA RECORD FOR POINTS IN THE FIRST QUARTER (34)**(Prev. 32 by David Thompson in 1st Q at DET on 4/9/78).
- **LOVE TIED FRANCHISE RECORD FOR 3FGM IN A HALF (8)**(C.J. Miles also had 8 3FGM in 1st Half vs. PHI on 1/7/14).
- **LOVE HAD SECOND-MOST POINTS SCORED IN ANY QUARTER IN NBA HISTORY** (Klay Thompson holds record with 37 points in 3rd Q vs. SAC on 1/23/15).

Eastern Conference Top Scorers in 2016-17

Rank/Player	PPG
1. Isaiah Thomas (BOS)	28.9
2. DeMar DeRozan (TOR)	27.3
3. LEBRON JAMES (CLE)	26.4
4. KYRIE IRVING (CLE)	25.2
5. Jimmy Butler (CHI)	23.9

Highest FT % In NBA

Rank/Player	FT %
1. C.J. McCollum (POR)	.912
2. Isaiah Thomas (BOS)	.909
3. KYRIE IRVING (CLE)	.905
4. Danilo Gallinari (DEN)	.902
5. Paul George (IND)	.898

Highest Scoring Quarters by a Cavs Player in 2016-17

Cavs Player	Points in Quarter
Kevin Love	34 (1 st Q vs. POR, 11/23/16)
Kyrie Irving	20 (3 rd Q vs. BKN, 1/27/17)
LeBron James	20 (3 rd Q vs. BOS, 11/3/16)
Kyrie Irving	19 (1 st Q vs. DAL, 11/25/16)
Kyrie Irving	19 (4 th Q at PHI, 11/27/16)
Kyrie Irving	19 (3 rd Q at NOP, 1/23/17)
Kyrie Irving	19 (3 rd Q vs. NYK, 10/25/16)

Longest Streaks of Consecutive Games Played In CAVS History

Player	Games
1. TRISTAN THOMPSON	447
2. Jim Chones	361
3. Austin Carr	351
4. Danny Ferry	301
5. Jim Brewer	298

NBA Players Averaging At Least 19.0 PPG & 10.0 RPG in 2016-17

Player	PPG/RPG
Karl-Anthony Towns (MIN)	25.1/12.3
Anthony Davis (NOP)	28.0/11.8
KEVIN LOVE (CLE)	19.0/11.1
DeMarcus Cousins (SAC/NOP)	27.0/11.0
Russell Westbrook (OKC)	31.6/10.7

Highest Scoring Average in First Quarter Among Eastern Conference in 2016-17

Player	1 st Q Avg.
DeMar DeRozan (TOR)	8.2
KEVIN LOVE (CLE)	7.6
Carmelo Anthony (NYK)	7.1
KYRIE IRVING (CLE)	7.1

LOVE'S FIRST QUARTER: 34 POINTS, 11-14 FGM, 8-10 3FGM, 4-4 FTM, 3 REBS, 12 MIN

MOST POINTS SCORED IN A QUARTER IN NBA HISTORY

37 Klay Thompson, Golden State vs. Sacramento, Jan. 23, 2015 (3rd Quarter)
 34 KEVIN LOVE, CLEVELAND VS. PORTLAND, Nov. 23, 2016 (1ST QUARTER)
 33 George Gervin, San Antonio at New Orleans, April 9, 1978 (2nd Quarter)
 33 Carmelo Anthony, Denver vs. Minnesota, Dec. 10, 2008 (3rd Quarter)
 32 David Thompson, Denver at Detroit, April 9, 1978 (1st Quarter)

CLEVELAND CAVALIERS 2016-17 SEASON NOTES (CONT.)

ALL-TIME GREAT SHOOTER

Kyle Korver, who was acquired by the Cavs on January 7, is one of the top three-point shooters in NBA history. He is currently tied for 5th all-time in three-pointers made with 2,049 triples. This season, he shot .451 from deep (1st in NBA, 162-359 3FG). It was his fourth time leading the league in three-point percentage (2009-10, 2013-14 and 2014-15).

- **HOT IN CLEVELAND:** In 35 games with the Cavs, Korver shot .485 (97-200) from deep and averaged 10.7 points and 2.8 rebounds in 24.5 minutes. He scored 10-plus points on 19 occasions with Cleveland. Between the Cavs and Hawks, he made 121 three-pointers off the bench, which was tops in the Eastern Conference.
- **SIX THREES IN CONSECUTIVE GAMES:** Korver nailed six threes against Indiana on Feb. 15 and followed that up with six more triples versus New York on Feb. 23. It marked the first time in his career he had back-to-back games with at least six three-pointers. He is also the first player in Cavaliers history to make six or more three-pointers in consecutive games off the bench.
- **LIGHT IT UP:** In a win at Indiana on Feb. 8, Korver tied his career high with 8 three-pointers and finished with 29 points and five rebounds in 26 minutes off the bench. By going 8-9 (.889) from deep against the Pacers, Korver had the highest three-point percentage for any Cavs player ever with at least 8 made threes and tied the team's record for three-pointers off the bench (C.J. Miles-8 on 12/29/12). Korver's 29 points were also the most he's scored in a game since Feb. 21, 2007 (31 points vs. NYK).

KING OF THE COURT

In 2016-17, LeBron James averaged 26.4 points (8th in NBA) on .548 shooting from the field (10th in NBA), a .363 mark from beyond the arc, a career-high 8.6 rebounds (17th in NBA), a career-high 8.7 assists (6th in NBA) and 1.23 steals in 37.8 minutes. According to Elias, he is the FIRST player in NBA history to average at least 25.0 points, 8.0 rebounds and 8.0 assists while shooting .540 or better from the field in a single season. James also had 42 double-doubles (11th in NBA), a career-best 13 triple-doubles (3rd in NBA) and an East-best plus/minus of +482 (7th in NBA).

- **PRODUCTIVITY:** LeBron James was the ONLY player in the NBA with at least 25.0 points, 8.0 rebounds, 8.0 assists and a .500 FG%. James had at least 20 points, five rebounds and five assists 55 times this season. He also shot over .500 from the field on 54 occasions.
- **DOUBLE-DIGIT STREAK:** LeBron James' double figure scoring streak reached 791, the second-longest in NBA history. James scored at least 10 points in all of his 74 appearances this past season, which includes 61 games of at least 20 points, 23 games of at least 30 points and 2 games of at least 40 points (41 vs. IND on 4/2 and 44 vs. CHA on 12/10).
- **10+ ASSISTS AND REBOUNDS:** LeBron James had at least 10 assists on 29 occasions this season, which is the most he has had in a single campaign (prev. 24 games in 2009-10). James had a career-high 17 assists on 2/6/17 at Washington. He also grabbed 10 or more rebounds in 26 games, including a season-high 17 boards against Miami on March 6.
- **BACK-TO-BACK TRIPLE-DOUBLES AND DOUBLE-DOUBLES:** LeBron James recorded back-to-back triple-doubles on three occasions this past season: Jan. 23 (at NOP) to Jan. 25 (vs. SAC), March 9 (at DET) to March 11 (at ORL) and April 2 (vs. IND) to April 4 (vs. ORL). Prior to this season, the last time James registered a triple-double in consecutive games was in March 2009 (three straight from 3/7/09 to 3/12/09). James also set a career high for consecutive games with a double-double with 7 straight from Feb. 23 to March 11.
- **WEEKLY AWARD WINNER:** LeBron James opened the 2016-17 season with back-to-back Eastern Conference Player of the Week awards and won the award 4 times this past season (weeks ending Oct. 30, Nov. 6, Dec. 11 and Feb. 12). James is the first player in Cavaliers history to win the award in the opening week of an NBA season, and his latest honor was his 57th Player of the Week award, the most since the award began in 1979.
- **34th POM:** LeBron James was named the Kia NBA Eastern Conference Player of the Month twice this past season, for games played in October/November and February. His latest honor marked the 22nd time a Cavs player has earned Player of the Month honors and James' 34th, the most in NBA history.
- **TOP 25 ALL-TIME IN POINTS & ASSISTS:** LeBron James is currently the ONLY player in NBA history to rank in the Top 10 in points and Top 15 in assists. James moved all the way up to 7th all-time in scoring and 12th all-time in assists.
 - **7TH IN SCORING:** James moved past Shaquille O'Neal (28,596) for 7th all-time in scoring with a free throw late in the fourth quarter at Chicago on March 30.
 - **8TH IN SCORING:** At Milwaukee on Dec. 20, James passed Moses Malone (27,409) for 8th place on the league's all-time scoring list with his first basket of the night.
 - **9TH IN SCORING:** On Dec. 9 against Miami, James moved past Elvin Hayes (27,313) for 9th place on the NBA's all-time scoring list.
 - **10TH IN SCORING:** James passed Hakeem Olajuwon (26,946) for 10th all-time in scoring with his first basket at Philadelphia on Nov. 5.
 - **12TH IN ASSISTS:** James passed Maurice Cheeks (7,392) for 12th place in assists with his seven helper against Washington on March 25.
 - **13TH IN ASSISTS:** James moved past Lenny Wilkens (7,211) for 13th all-time in assists with his second dish at Washington on Feb. 6.
 - **14TH IN ASSISTS:** On Jan. 27 against Brooklyn, James passed Terry Porter (7,160) for 14th place in all-time assists with his first helper of the night.
 - **15TH IN ASSISTS:** James passed Tim Hardaway (7,095) for 15th on the NBA's all-time assists list with his second assist at Portland on Jan. 11.
 - **16TH IN ASSISTS:** James passed Bob Cousy (6,955) for 16th on the NBA's all-time assists list with his first assist against the L.A. Clippers on Dec. 1.
 - **17TH IN ASSISTS:** James passed Guy Rodgers (6,917) for 17th all-time in assists with his fourth helper against Portland on Nov. 23.
- **YOUNGEST TO 28K:** With his 12th point against New York on Feb. 4, James became the 8th player in league history to reach the 28,000-point mark, as well as the youngest to do so at (32 years, 36 days), passing Kobe Bryant (33 years, 131 days).
 - **FIRST PLAYER WITH 27K PTS, 7K REBS...AND 7K ASSISTS:** Against Charlotte on Dec. 10, LeBron James reached 7,000 career assists with his fourth dish on the night. He became the first player in NBA history to amass 27,000 points, 7,000 rebounds and 7,000 assists. No other forward has as many career assists as James.
- **FIRST TO DO IT SINCE WILT CHAMBERLAIN:** In the win over Charlotte on Dec. 10, LeBron James finished with a season-high 44 points (17-24 FG, 5-10 3FG), nine rebounds, a game-high 10 assists and a team-high tying three steals in 42 minutes. James became the first player with 44 points, 9 rebounds, 10 assists and .700 FG percentage in a game since Wilt Chamberlain on March 18, 1968 (53/32/14/.828).

MOST 3FGM ALL-TIME IN NBA HISTORY

Player	3FGM
1. Ray Allen	2,973
2. Reggie Miller	2,560
3. Jason Terry	2,242
4. Paul Pierce	2,143
5. Vince Carter	2,049
Jamal Crawford	2,049
Kyle Korver	2,049
8. Jason Kidd	1,988

*During the Cavs' win over Indiana on Feb. 15, Korver became the 7th player in NBA history to knock down 2,000 career three-pointers with his second triple on the night.

Most Consecutive Seasons w/25.0 ppg (All-Time)

Player	Consecutive Seasons
LEBRON JAMES	13 (2004-05 to 2016-17)
Karl Malone	11 (1987-88 to 1997-98)
Jerry West	11 (1961-62 to 1971-72)

Most Consecutive Games of 10+ Points in NBA History (Reg. Season)

Rank/Player	Consecutive Games
1. Michael Jordan	866
2. LEBRON JAMES	791 (started 1/6/07)
3. Kareem Abdul-Jabbar	787
4. Karl Malone	575

*James passed Abdul-Jabbar against Orlando on April 4

LEBRON CLIMBING THE NBA'S SCORING AND ASSISTS LISTS (REGULAR SEASON)

NBA's All-Time SCORING Leaders (5 through 15)

- Wilt Chamberlain (31,419)
- Dirk Nowitzki (30,260)*
- LEBRON JAMES (28,787)*
- Shaquille O'Neal (28,596)
- Moses Malone (27,409)
- Elvin Hayes (27,313)
- Hakeem Olajuwon (26,946)
- Oscar Robertson (26,710)
- Dominique Wilkins (26,668)
- Tim Duncan (26,496)
- Paul Pierce (26,397)*

*Active Player

James is the ONLY player currently ranked in the Top 20 of career points, assists and steals.

NBA's All-Time ASSISTS Leaders (10 through 20)

- Chris Paul (8,251)*
- Rod Strickland (7,987)
- LEBRON JAMES (7,461)*
- Maurice Cheeks (7,392)*
- Lenny Wilkens (7,211)
- Terry Porter (7,160)
- Tim Hardaway (7,095)
- Bob Cousy (6,955)
- Guy Rodgers (6,917)
- DERON WILLIAMS (6,819)*
- Muggsy Bogues (6,726)

*Active Player

NBA's All-Time STEALS & FGM Lists

All-Time STEALS List (17 through 21)

- Kevin Garnett (1,859)
- Shawn Marion (1,759)
- Paul Pierce (1,752)*
- LEBRON JAMES (1,748)*
- Magic Johnson (1,724)

James passed Magic Johnson for 20th in steals on Feb. 6 at Washington; James passed Tim Duncan for 13th in FGM on March 16 vs. Utah

All-Time FGM List (11 through 15)

- John Havlicek (10,513)
- Kevin Garnett (10,505)
- LEBRON JAMES (10,423)*
- Tim Duncan (10,285)
- Dominique Wilkins (9,963)

CAVALIERS KEY DATES

October 25 – The Cleveland Cavaliers open up the 2016-17 season in style with a 117-88 win over New York. Cleveland began the evening by receiving their championship rings and raising the 2016 NBA Champions banner to the rafters in a pregame ceremony. LeBron James posted his first triple-double of the season with 19 points, 14 assists and 11 rebounds in 32 minutes, becoming the first NBA player to post a triple-double in a season opener since 2006 (Jason Kidd).

October 28 – The Cavs record their first road victory of the season, winning 94-91 at Toronto. Kyrie Irving scored a team-high 26 points in 38 minutes, including the game winning three-pointer with 44 seconds left. Irving also moved passed Wesley Person (550) for the fourth most three-pointers in Cavaliers history. LeBron James passes Patrick Ewing (9,702) for 15th all-time in field goals made.

October 29 – In a 105-99 win over the Magic at The Q, LeBron James becomes the franchise all-time leader in defensive rebounds, surpassing Brad Daugherty (4,020). J.R. Smith moved into 16th place in three-pointers made all-time, passing Steve Nash (1,685).

October 31 – LeBron James is named Eastern Conference Player of the Week for games played Tuesday, October 25 through Sunday, October 30. He helped the Cavs to a perfect 3-0 mark, averaging 21.0 points, 8.3 rebounds and 10.0 assists in 36.7 minutes. He also becomes the first Cavalier to earn the award in the opening week of an NBA season.

November 1 – The Cavs shoot .867 (13-15) from the field in the fourth quarter and score 43 points to outlast the Rockets 128-122 at The Q and improve to 4-0. The .867 mark from the field in the final period is their highest franchise field goal percentage in a quarter since Dec. 15, 1999, when they went 15-17 (.882) in the fourth quarter at New Jersey. Kyrie Irving scored a game-high 32 points.

November 3 – Cleveland scores 128 points for the second straight game, topping Boston 128-122. Prior to the start of the season, the Cavaliers never had consecutive games with 128 points in team history.

November 5 – Against Philadelphia, Channing Frye drains the game winning three-pointer with 1:05 left to give the Cavs a 102-101 win over the 76ers and improve to 6-0. LeBron James passed Hakeem Olajuwon (26,946) for 10th place in NBA history in points scored with a layup at the 6:02 mark of the first period. The Cavs also had 40 fast break points in the win, setting a franchise record for the most fast break points in a game since the NBA began tracking the stat in 1996-97.

November 7 – For the second time in as many weeks, LeBron James is named Eastern Conference Player of the Week for games played Monday, October 31 through Sunday, November 6. He averaged a near triple-double of 24.7 points, 11.3 assists and 9.3 rebounds in 36.0 minutes to secure the award for the 55th time in his career.

November 8 – Against Atlanta, Kevin Love grabs the 6,000th rebound of his career.

November 10 – The Cavs are honored for their 2016 NBA Championship by President Barack Obama during a ceremony at the White House.

November 11 – In Cleveland's 105-94 win over Washington, LeBron James becomes the youngest player in NBA history to reach 27,000 career points (31 years and 317 days).

November 13 – Channing Frye scores 11 of his 20 points in the fourth quarter, connecting on a season-high six three-pointers, to lead the Cavs past the Hornets 100-93. Cleveland limits Charlotte to .379 (36-95) shooting, including a .326 (14-43) mark in the second half. The Cavs also hit 14 three-pointers in the victory, setting the NBA record for consecutive games with 10 or more made trifectas to start a season to nine (prev. record was held by Houston, first eight games in 2014-15).

November 15 – The Cavs improve to 9-1 on the season with a 121-117 win over the Raptors, tying the best 10-game start in franchise history.

November 18 – Cleveland limits Detroit to just .312 (29-93) shooting from the field in a 104-81 win at The Q. Kyrie Irving records his first double-double of the season with 25 points on 11-15 (.733) shooting, a game-high 11 assists and zero turnovers in 29 minutes. He became the second NBA player since 1963 to post a stat line with 25 points, 11 assists, zero turnovers and a .733 field goal percentage (John Stockton, 12/28/89).

November 23 – Kevin Love scores a franchise-record 34 points in the first quarter, leading the Cavs to a 137-125 win over the Trail Blazers. Love's first quarter outburst was the most points scored in the first quarter in NBA history and second most in a single quarter all-time (Klay Thompson, 37). Love goes on to finish with a Cavalier career-high 40 points in 32 minutes. The Cavs also set a then franchise regular season-high with 21 three-pointers made in the victory.

LeBron James moves past Guy Rodgers (6,917) for 17th all-time in career assists.

November 25 – Cleveland sets a franchise best start through 14 games (12-2) with a 128-90 win over Dallas at the Q. The Cavs knocked down 20 threes, becoming the first team in NBA history to make 20 or more three-pointers in back-to-back games. In the 1,000th game of his career, LeBron James records his eighth double-double of the season with 19 points and a game-high 11 assists in 29 minutes.

November 28 – Kevin Love is named Eastern Conference Player of the Week for games played Monday, November 21, through Sunday, November 27. Love averaged 30.7 points, 9.7 rebounds, 2.7 assists and 1.3 steals in 29.3 minutes of action, leading Cleveland to a 3-0 mark during the week.

December 1 – For the second time in his career, LeBron James is selected as Sportsman of the Year by Sports Illustrated, after leading the Cavs to their first title in franchise history and breaking Cleveland's 52-year title drought.

Later that day, James is also named Kia NBA Eastern Conference Player of the Month for games played in October and November. In the 15 contests he appeared in, James averaged 23.5 points, 8.1 rebounds and 9.3 assists in 35.9 minutes as the Cavs posted a 13-2 mark.

With his first assist of the night against the Clippers, James moves into 16th place on the NBA's all-time assists list, passing Bob Cousy (6,955).

December 2 – Head Coach Tyrone Lue is named NBA Eastern Conference Coach of the Month for games played in October and November for the first time in his career. The Cavs averaged an Eastern Conference leading 111.3 points during that stretch, posting a conference-best 13-3 (.813) record.

With his third made three-pointer at Chicago, Kevin Love passes Damon Jones (344) for 10th place in three-pointers made in Cavs history.

December 5 – LeBron James tallies 34 points, eight rebounds and a team-high tying seven assists in 42 minutes, leading Cleveland to a 116-112 win at Toronto. James also records his 5,000th career assist as a Cavalier.

December 7 – In a 126-94 win at New York, the Cavs make 22 three-pointers to break their previous franchise mark of 21 set earlier in the season on 11/23 against Portland. Tristan Thompson pulls down a season-high 20 rebounds.

December 9 – For the third straight game, Kyrie Irving, LeBron James and Kevin Love all score at least 20 points. In the win over Miami, Love finishes with game highs of 28 points and 15 rebounds in 31 minutes. James adds 27 points and Irving finishes with 23 points. The trio becomes the first group of Cavaliers to score 20 points or more in three consecutive games since Austin Carr, John Johnson and Bingo Smith, who did so in games played from 2/23/72 to 2/27/72 (Elias Sports Bureau).

James moves into ninth place on the NBA's all-time scoring list, passing Elvin Hayes (27,313) with a layup at the 6:57 mark of the third quarter.

December 10 – In a 116-105 victory over Charlotte at The Q, LeBron James tallies in a season-high 44 points on 17-24 (.708) shooting, nine rebounds, 10 assists and a game-high tying three steals in 42 minutes. James becomes the first NBA player to post a stat line of at least 44 points, nine rebounds, 10 assists and a .700 field goal percentage since Wilt Chamberlain on 3/18/68 (53 pts, 32 rebs, 14 asts, .828).

Kyrie Irving drains his 600th career three-pointer and LeBron James dishes out his 7,000th career assist.

December 12 – For the third time in the 2016-17 season, LeBron James is named the Eastern Conference Player of the Week for games played Monday, December 5, through Sunday, December 11. James led the Cavs an Eastern Conference best 4-0 record on the week, averaging a NBA high 32.5 points, 7.8 rebounds, 8.0 assists and 2.3 steals in 38.5 minutes.

December 13 – Kevin Love notches his 15th double-double of the season with game highs of 29 points and 13 rebounds in 35 minutes in a 103-86 win over the Grizzlies. He also drained the 800th three-pointer of his career, with his first trifecta at the 2:23 mark of the first quarter. J.R. Smith adds a season-high 23 points.

December 17 – Kevin Love scores a team-high 27 points and pulls down a season-high 17 rebounds in 33 minutes to lead Cleveland past the Lakers 119-108. J.R. Smith moves past Craig Ehlo (381) for eighth place on the Cavs' all-time three-point list.

December 20 – In a Cavs' 114-108 overtime win at Milwaukee, LeBron James moves into eighth place on the all-time scoring list, passing Moses Malone (27,409) with his first basket of the night.

December 21 – Kyrie Irving scores a game-high 31 points and adds a game-high 13 assists in 35 minutes, leading the Cavs past the Bucks 113-102 at The Q. Irving also becomes just the ninth player in franchise history to reach 7,000 career points.

December 23 – Tristan Thompson (16 pts, 11 reb), Kevin Love (14 pts, 15 reb) and Kyrie Irving (13 pts, 10 ast) all record double-doubles in a 119-99 win over Brooklyn at The Q. In all, a season-high seven players (James-19, Thompson-16, Dunleavy-14, Love-14, Irving-13, Frye-12, Felder-11) reach double figures for Cleveland.

December 25 – Cleveland erases a 14-point fourth quarter deficit and Kyrie Irving hits a fadeaway jumper with three seconds left to lead the Cavs past the Warriors 109-108. Irving finishes the game with his third straight double-double, tallying 25 points (14 in 4th Q), six rebounds, a game-high 10 assists and a career-high seven steals in 44 minutes. He also becomes the first player in Cavs history to record at least 25 points, 10 assists and seven steals in a game and also the first Cavs player to post six steals or more in back-to-back games since Fouts Walker on 11/24/78 and 11/28/78

With a free throw in the first quarter, Kevin Love records his 10,000th career point.

December 26 – Tristan Thompson appears in his 400th consecutive game, becoming the first player to do so in franchise history.

December 29 – Cleveland wins their eighth consecutive home game, with a 124-118 victory over the Celtics. Kyrie Irving posts his fifth double-double in seven games with a game-high 32 points on 12-17 (.706) shooting, five rebounds, a game-high 12 assists and a team-high three steals in 42 minutes. LeBron James adds 23 points, eight rebounds, 11 assists and a team-high three blocks in 44 minutes. It was the first time since 1/27/09 vs. Sacramento that two Cavs players had 20 points, 10 assists and five rebounds in a game (Mo Williams and LeBron James)

January 2 – The Cavs hold New Orleans to 13 points on .200 (4-20) shooting in the fourth quarter in a 90-82 victory. LeBron James finishes with 26 points, seven rebounds, a team-high six assists and two steals in 39 minutes and also passes Dominique Wilkins (9,963) for 14th on the NBA's all-time made field goals list. Richard Jefferson posts his first double-double as a Cavalier with 12 points and a team-high 12 rebounds in 29 minutes off the bench.

January 4 – LeBron James appears in his 724th career game as a Cavalier, moving past Danny Ferry (723) for sole possession of second place in games played.

January 6 – LeBron James and Kyrie Irving score 36 and 32 points respectively to lead the Cavs past the Nets in Brooklyn 116-108. Kevin Love moves past J.R. Smith (385) for eighth place in franchise history in three-pointers made with his third trey of the game.

Cleveland acquires their own 2018 first round draft pick from Portland in exchange for the Cavaliers' 2017 first round draft pick.

January 7 – The Cavs acquire Kyle Korver from the Atlanta Hawks in exchange for Mike Dunleavy, Mo Williams, cash considerations and a protected first round draft pick.

January 8 – With his second field goal of the game, LeBron James becomes just the 14th player in NBA history to reach 10,000 career made field goals, leading the Cavs to a 120-116 victory over the Suns. Tristan Thompson registers the 4,000th point of his career.

January 11 – At Portland, LeBron James moves into 15th place on the all-time assists list, passing Tim Hardaway (7,095) with his second assist of the game.

January 16 – With his first rejection of the night against Golden State, Tristan Thompson moves past Mark West (325) for 10th place in franchise history in blocks. Kyle Korver also appears in his 1,000th career game.

January 19 – In a 118-103 win over the Suns at The Q, Channing Frye posts his first double-double as a Cavalier with 18 points and 10 boards in 30 minutes off the bench.

Kyrie Irving passes Larry Nance (7,257) for 8th place in franchise history for points scored with a three in the third quarter.

LeBron James and Irving are announced as starters for the 2017 NBA All-Star Game. James will make his 13th appearance (all starts) in the game and Irving's fourth selection and second start. It marks the eighth time that at least two Cavaliers have been selected to the All-Star roster (1972, 1989, 1992, 1993, 2005, 2009 and 2015).

January 21 – Against San Antonio, Tristan Thompson passes Jim Brewer (2,259) for 8th place in franchise history in defensive rebounds with his sixth defensive board.

January 23 – Kyrie Irving scores a season-high 49 points on 15-28 (.536) shooting from the field and 8-14 (.571) from downtown, to go along with four rebounds and two steals in 42 minutes against New Orleans. In the second half, Irving pours in a franchise record tying 35 points, including 19 in the third quarter. LeBron James adds his fourth triple-double of the season with 26 points, 10 rebounds and 12 assists in 44 minutes.

January 25 – LeBron James posts his second straight triple-double with a team-high 24 points, a game-high 13 rebounds, 11 assists and two steals in 45 minutes versus Sacramento. It's the first time James has recorded back-to-back triple-doubles since March 2009, when he had three in a row (3/7/09 – 3/12/09).

January 26 – Kevin Love is selected as a reserve for the 2017 NBA All-Star Game, marking his fourth appearance in the game. Love joins teammates Kyrie Irving and LeBron James as representatives from the Cavaliers, marking the third time in franchise history the Cavs have had three players in the game (Brad Daugherty, Larry Nance and Mark Price in 1989 and 1993).

January 27 – Three players record double-doubles (James – 31 pts, 11 ast; Love – 13 pts, 14 reb; Thompson – 10 pts, 10 reb) as the Cavs best the Nets 124-116 at The Q. LeBron James also passes Terry Porter (7,160) for 14th place on the all-time assists list with his first helper of the night. Kyrie Irving adds 28 points in 31 minutes, including a season-high 20-point scoring outburst in the third quarter.

January 29 – LeBron James becomes the first player in Cavalier history to reach 20,000 points as the Cavs top the Thunder 107-91. James scored his milestone point in the second quarter and finished with 25 points, a game-high 14 rebounds and eight assists in 37 minutes. Tristan Thompson adds 19 points, 12 rebounds (six offensive), a career-high four steals and a career-high tying four blocks in 34 minutes, becoming the first player in team history to score at least 19 points, pull down 12 or more rebounds, record at least four steals and block four or more shots in a game.

February 1 – The Cavs limit the Timberwolves to an opponent season-low 37 points in the second half in a 125-97 victory at The Q. Kyrie Irving scores 14 points and adds a career-high 14 assists (career-best eight in the first quarter) in 31 minutes, for his career-high eighth double-double of the season. LeBron James adds a game-high 27 points on 11-14 (.786) shooting, eight rebounds and 12 assists in 34 minutes, while Tristan Thompson pours in 18 points and pulls down 14 rebounds (eight offensive) in 39 minutes. Kyle Korver chips in with 20 points off the bench.

February 4 – LeBron James becomes the youngest player in NBA history to reach 28,000 career points in 111-104 Cavalier victory at New York. He finishes the contest with a game-high 32 points on 12-20 (.600) shooting, a game-high tying 10 assists and five rebounds in 40 minutes. Kevin Love added his 29th double-double of the season with 23 points and a game-high 16 rebounds (five offensive) in 35 minutes.

February 6 – The Cavs best the Wizards 140-135 in an overtime thriller in Washington. The 140 points for the Wine and Gold is a franchise record for points scored in a road game. Kyrie Irving drains the game-winning three with 35 seconds left in OT and finishes with 23 points, including 11 in overtime, and five assists in 44 minutes. LeBron James posts his 24th double-double with 32 points on 12-18 (.667) shooting and a 6-8 (.750) clip from deep, a career-high 17 assists, two steals and two blocks in 42 minutes. Kevin Love tallied 39 points, six treys, a perfect 11-11 clip from the free throw line, and 12 rebounds in 41 minutes. Tristan Thompson added a season-high 22 points on 10-13 (.769) shooting and 12 rebounds in 41 minutes.

James passes Lenny Wilkens (7,211) for 13th place on the all-time assists list with his second helper of the game.

February 8 – Kyle Korver scores his most points as a Cavalier with 29, draining a career-high tying eight three pointers to lead Cleveland past the Pacers 132-117. He also passes Jason Kidd (1,988) for 7th place all-time in three-pointers made. The Cavs overcame a 15-point (largest of season) first quarter deficit, outscoring Indiana 75-54 in the second half, including a 40-18 edge in the third quarter.

February 9 – The Cavaliers sign Derrick Williams to a 10-day contract.

February 11 – LeBron James passes Brad Daugherty (5,227) for second place in franchise history in rebounds as the Cavs top the Nuggets 125-109 at The Q.

February 13 – For the 4th time of the season and record 57th time in his career, LeBron James is named the NBA's Eastern Conference Player of the Week for games played Monday, February 6, through Sunday, February 12. In four games, James led the Cavaliers to a 3-1 record after averaging 25.5 points on .580 (40-69) shooting, including a .600 (9-15) clip on three-pointers, 5.8 rebounds, 11.3 assists, 1.8 steals and 1.3 blocks in 38.5 minutes.

The Cavs trade Chris Andersen and cash to Charlotte for a protected second round pick.

February 14 – Channing Frye posts his second double-double as a member of the Cavaliers with 21 points and 10 rebounds in 33 minutes as the Cavs post a 116-108 win at Minnesota. LeBron James tallies his 26th double-double of the season with a team-high tying 25 points on 10-14 (.714) shooting, eight rebounds and 14 assists in 40 minutes. Kyrie Irving also scores 25 points in 37 minutes and Derrick Williams adds 13 points on 5-7 (.714) shooting in 23 minutes off the bench.

February 15 – Cleveland closes out the first half of the season with a 113-104 win over the Pacers at The Q. LeBron James tallies a game-high 31 points on 12-17 (.706) shooting from the field in 33 minutes. Kyle Korver adds 22 points in 25 minutes and becomes the 7th player in NBA history to reach 2,000 career three-pointers.

February 19 – Kyrie Irving and LeBron James each start for the Eastern Conference in the 2017 NBA All-Star game. Irving tallies 22 points on 8-12 (.667) shooting and a 6-8 (.750) clip from deep, a team-high seven rebounds, a game-high 14 assists and a team-best three steals in 22 minutes. James adds 23 points and three rebounds in 19 minutes, while tying Bob Cousy for the most consecutive All-Star starts in NBA history (13).

February 22 – The Cavs resign Derrick Williams to a second 10-day contract.

February 23 – For the second time on the season, seven players score in double figures (Irving-23, Korver-20, James-18, Frye-14, Jefferson-14, Thompson-10, Williams-10) as the Cavs complete their second straight season sweep of the Knicks with a 119-104 victory at The Q. Kyle Korver drains six threes and finishes with 20 points in 31 minutes off the bench, while becoming the first player in franchise history to make six three-pointers in back-to-back games off the bench. LeBron James finishes with his sixth triple-double of the season with 18 points, 13 rebounds, 15 assists and a season-high tying three blocks in 37 minutes.

February 27 – Kyrie Irving becomes the 8th player in franchise history to record 2,000 career assists as the Cavs defeat the Bucks 102-95 at The Q. Irving finishes with 25 points and a game-high nine assists in 37 minutes. Derrick Williams scores his most points (14) and pulls down his most rebounds (7) as a member of the Cavaliers.

The Cavs sign Deron Williams.

March 1 – Against Boston, LeBron James tallies his career-high tying seventh triple-double of the season with 28 points, 13 rebounds and 10 assists in 40 minutes.

The Cavs waive Jordan McRae.

March 2 – LeBron James is named KIA NBA Eastern Conference Player of the Month for games played in February 2017 for the second time on the season and NBA record 34th time of his career. He led the Cavs to a 9-2 record, which was the best record in the league. In 10 games, he averaged 25.6 points, 7.2 rebounds and 10.6 assists in 37.5 minutes, while posting seven double-doubles and one triple-double.

Cleveland signs Andrew Bogut.

March 3 – The Cavs set a NBA regular season record with 25 three-pointers in a 135-130 victory over the Hawks in Atlanta. Six Cavalier players nailed at least three treys, which is the first time the feat has been accomplished in NBA history. Kyrie Irving poured in 43 points and nine assists in 36 minutes, while LeBron James notched 38 points, a game-high 13 rebounds and eight assists in 39 minutes.

March 4 – The Cavs sign Derrick Williams for the remainder of the season.

March 9 – LeBron James posts his career-high eighth triple double of the season and 50th of his career with 29 points, 14 rebounds and 10 assists in 39 minutes against the Pistons.

March 11 – At Orlando, LeBron James tallies his 2nd straight triple-double (9th of season) with 24 points, 12 rebounds and a game-high 12 assists in 37 minutes as Cleveland tops the Magic 116-104. Kyrie Irving adds 22 points, nine rebounds and seven assists in 36 minutes and moves past Brad Daugherty (2,028) for sixth place in franchise history in assists. For the third time on the season, seven players reach double figures for the Wine and Gold (James-24, Irving-22, Shumpert-15, Thompson-14, Frye-12, Smith-11, Deron Williams-10).

March 12 – With his second block of the contest against the Rockets, Tristan Thompson moves into ninth place in franchise history for blocks, passing Jim Brewer (353).

March 13 – The Cavaliers sign Larry Sanders and waive Andrew Bogut.

March 14 – In a 128-96 win over Detroit at The Q, the Cavs shot a season-high .597 (46-77) from the field and a season best .633 (19-30) mark on three-pointers. Cleveland made 23 of their first 26 field goals attempts and also drained their first 10 three-pointers in the win. Iman Shumpert poured in a season-high 18 points, Richard Jefferson tied his season-high with 16 points and Deron Williams added 13.

March 16 – LeBron James scores or assists on 20 of the Cavs' 24 points in the fourth quarter, leading Cleveland to a 91-83 victory over the Jazz at The Q. James finishes with 33 points (17 in 4th Q.) on 13-20 (.650) shooting, a team-high 10 rebounds and six assists in 38 minutes. The Cavaliers also break a franchise single season record in three-pointers made, draining their 881st trifecta of the season in the first quarter.

March 19 – Cleveland clinches a playoff spot for the third straight season after a 125-120 win over the Lakers in Los Angeles. Kyrie Irving paces Cleveland with a game high 46 points, going 15-21 (.714) from the field, 6-10 (.600) from deep and a perfect 10-10 from the charity stripe in 38 minutes. The trio of Irving, LeBron James (34 pts) and Kevin Love (21 pts) combine for 101 points, which is the most by any Cavs trio in a single game in franchise history.

March 22 – At Denver, Kyrie Irving becomes the 8th player in franchise history to reach the 8,000-point mark. He also drains the 700th three-pointer of his career and extends his streak of games with at least 20 points to a career-high 19 after tallying 33 points.

March 24 – The Cavaliers clinch their third straight Central Division title with a 112-105 victory over Charlotte. LeBron James tallies his career-high tying 36th double-double of the season with a game-high 32 points, nine rebounds and 11 assists in 40 minutes.

March 25 – With his 7th assist of the night against Washington, LeBron James passes Maurice Cheeks (7,392) for 12th place on the NBA's all-time assists list. Cleveland also hits its 934th three-pointer of the season, moving past the 2013-14 Houston Rockets (933) for the third most made threes in NBA single season history.

Kyrie Irving scores at least 20 points for the 21st consecutive game with 23 points.

March 30 – With a free throw in the fourth quarter against Chicago, LeBron James passes Shaquille O'Neal (28,596) for 7th place on the NBA's all-time scoring list. Iman Shumpert also connects on the 1,000th field goal of his career.

April 2 – Cleveland outlasts the Pacers 135-130 in a double overtime thriller at The Q. LeBron James records his career-high 11th triple double of the season with 41 points, a game-high 14 rebounds, a game-high tying 11 assists, two steals and a block in 52 minutes. The Cavs score over 130 points for a franchise record 5th time on the season.

J.R. Smith passes Mo Williams (414) for 8th place in franchise history for made threes. Smith also passes Peja Stojakovic (1760) for 15th all-time in three-pointers in league history.

April 4 – For the 3rd time on the season, LeBron James posts back-to-back triple-doubles as the Cavaliers top Orlando 122-102 at The Q. James finishes with 18 points, a game-high tying 11 rebounds and 11 assists in 37 minutes. James also scored in double figures for the 788th straight game, passing Kareem Abdul-Jabbar (787) for the 2nd longest streak in NBA history.

Cleveland becomes just the 3rd team in NBA history to hit 1,000 three-pointers in a season.

April 5 – All five started reach double figures as Cleveland defeats the Celtics in Boston 114-91. LeBron James leads the way with his team-high 41st double-double of the season with a game-high 36 points on 14-22 (.636) shooting, 10 rebounds and a game-high tying six assists in 39 minutes.

April 9 – LeBron James tallies career-best 13th triple-double of the season with 32 points, a game-high 16 rebound and a game-high 10 assists in 47 minutes against the Hawks. Kyrie Irving adds a game-high 45 points, including an 8-12 (.667) mark from deep and nine assists in 45 minutes. Irving becomes just the 7th player in franchise history to record 3,000 made field goals.

The Cavs waive DeAndre Liggins.

April 10 – At Miami, Deron Williams tallies a season-high 35 points, seven rebounds and a game-high tying nine assists (all Cavalier career-bests) in 46 minutes. Kevin Love adds his 41st double-double of the season with 25 points and a team-high 10 rebounds in 36 minutes.

April 12 – Cleveland waives Larry Sanders and signs Dahntay Jones and Walter 'Edy' Tavares.

The Cavaliers play the Toronto Raptors in their season finale and finish with a 51-31 record, including a 31-10 mark at The Q. Their home record was tied for the second-best in the entire NBA. In his first game as a Cavalier, Edy Tavares tallied six points, 10 rebounds and six blocks in just 24 minutes off the bench (all in the second half). He tied the Quicken Loans Arena record for blocks in a half (6 blocks in a half on four occasions, most recently by Philadelphia's Theo Ratliff on Dec. 2, 2000 in first half) and had the most blocks in a game by a Cavs player Zydrunas Ilgauskas on Nov. 16, 2017 (7 blocks vs. Utah).

HOW THE CAVALIERS WERE BUILT

ACQUIRED IN DRAFT

Kyrie Irving – Selected by the Cleveland Cavaliers in the first round (1st overall pick) of the 2011 NBA Draft.

Tristan Thompson – Selected by the Cleveland Cavaliers in the first round (4th overall pick) of the 2011 NBA Draft.

ACQUIRED IN TRADE

Kay Felder – Acquired from the Atlanta Hawks in exchange for cash considerations after being the No. 54 pick of the 2016 NBA Draft on June 24, 2016; signed on August 6, 2016.

Channing Frye – Acquired from the Orlando Magic through two separate trades that sent Anderson Varejao and a protected future first round draft pick to the Portland Trail Blazers in exchange for a second round pick on February 18, 2016; Cleveland then traded the second round pick and guard Jared Cunningham to Orlando.

Kyle Korver – Acquired from the Atlanta Hawks in exchange for guard/forward Mike Dunleavy, guard Mo Williams, cash considerations and a protected first round draft pick (first possible pick is Cleveland's 2019 first round pick) on January 7, 2017.

Kevin Love – Acquired in a three-team trade that sent guard Andrew Wiggins and forward Anthony Bennett to Minnesota and a protected 2015 first round pick (via Miami) to Philadelphia on August 23, 2014. Minnesota acquired forward Thaddeus Young from the 76ers, while Philadelphia received forward Luc Mbah a Moute and guard Alexey Shved from the Timberwolves.

Iman Shumpert – Acquired along with J.R. Smith from the New York Knicks and a protected 2015 first round pick from the Oklahoma City Thunder in a three-team trade that sent Dion Waiters to the Thunder and Lou Amundson, Alex Kirk and a 2019 second round pick to the Knicks on January 5, 2015. New York also received forward Lance Thomas from Oklahoma City.

J.R. Smith – Acquired along with Iman Shumpert from the New York Knicks and a protected 2015 first round pick from the Oklahoma City Thunder in a three-team trade that sent Dion Waiters to the Thunder and Lou Amundson, Alex Kirk and a 2019 second round pick to the Knicks on January 5, 2015. New York also received forward Lance Thomas from Oklahoma City.

SIGNED AS A FREE AGENT

LeBron James – Signed as a free agent on July 12, 2014.

Richard Jefferson – Signed as a free agent on August 5, 2015.

Dahntay Jones – Signed as a free agent on April 12, 2017.

James Jones – Signed as a free agent on August 5, 2014.

Walter 'Edy' Tavares – Signed as a free agent on April 12, 2017.

Deron Williams – Signed as a free agent on February 27, 2017.

Derrick Williams – Signed to a 10-day contract on February 9, 2017; Signed to a second 10-day contract on February 22, 2017; Signed for the remainder of the season on March 4, 2017.

CAVALIERS SEASON TRANSACTIONS

4/12/17.....	Cavs waived center Larry Sanders and signed guard Dahntay Jones and center Walter 'Edy' Tavares		
4/10/17.....	Cavs recalled guard Kay Felder from the Canton Charge, the Cavs exclusively owned and operated D-League team.	2/22/17.....	Cavs signed forward Derrick Williams to a second 10-day contract.
4/9/17.....	Cavs waived guard DeAndre Liggins.	2/13/17.....	Cavs traded center Chris Andersen and cash considerations to Charlotte for a protected second round pick.
4/5/17.....	Cavs recalled center Larry Sanders from the Canton Charge, the Cavs exclusively owned and operated D-League team.	2/9/17.....	Cavs signed forward Derrick Williams to a 10-day contract.
4/4/17.....	Cavs assigned center Larry Sanders to the Canton Charge, the Cavs exclusively owned and operated D-League team.	1/15/17.....	Cavs recalled guard Kay Felder from the Canton Charge, the Cavs exclusively owned and operated D-League team.
4/3/17.....	Cavs assigned guard Kay Felder to the Canton Charge, the Cavs exclusively owned and operated D-League team.	1/14/17.....	Cavs assigned guard Kay Felder to the Canton Charge, the Cavs exclusively owned and operated D-League team.
4/2/17.....	Cavs recalled center Larry Sanders from the Canton Charge, the Cavs exclusively owned and operated D-League team.	1/7/17.....	Cavs acquired guard Kyle Korver from the Atlanta Hawks in exchange for Mike Dunleavy, Mo Williams, cash considerations and a protected first round draft pick (first possible pick is Cleveland's 2019 first round pick).
3/26/17.....	Cavs assigned center Larry Sanders to the Canton Charge, the Cavs exclusively owned and operated D-League team.	1/6/17.....	Cavs acquired their own 2018 first round draft pick from the Portland Trail Blazers in exchange for the Cavaliers' 2017 first round draft pick (traded to Portland on February 18, 2016).
3/25/17.....	Cavs recalled guard Kay Felder from the Canton Charge, the Cavs exclusively owned and operated D-League team.	12/29/16.....	Cavs recalled guard Kay Felder from the Canton Charge, the Cavaliers exclusively owned and operated D-League team.
3/23/17.....	Cavs recalled center Larry Sanders from the Canton Charge, the Cavs exclusively owned and operated D-League team.	12/28/16.....	Cavs assigned guard Kay Felder to the Canton Charge, the Cavaliers exclusively owned and operated D-League team.
3/22/17.....	Cavs assigned guard Kay Felder to the Canton Charge, the Cavs exclusively owned and operated D-League team.	10/24/16.....	Cavs waived guard Dahntay Jones.
3/18/17.....	Cavs recalled guard Kay Felder from the Canton Charge, the Cavs exclusively owned and operated D-League team.	10/22/16.....	Cavs waived guard John Holland.
3/17/17.....	Cavs assigned center Larry Sanders to the Canton Charge, the Cavs exclusively owned and operated D-League team.	10/20/16.....	Cavs waived guard Markel Brown, forward Jonathan Holmes and forward Cory Jefferson.
3/16/17.....	Cavs recalled center Larry Sanders from the Canton Charge, the Cavs exclusively owned and operated D-League team.	10/15/16.....	Cavs re-signed guard J.R. Smith.
3/15/17.....	Cavs assigned center Larry Sanders to the Canton Charge, the Cavs exclusively owned and operated D-League team.	10/3/16.....	Cavs signed Toney Douglas and released Eric Moreland.
3/14/17.....	Cavs assigned guard Kay Felder to the Canton Charge, the Cavs exclusively owned and operated D-League team.	9/27/16.....	Cavs promoted Larry Drew to Associate Head Coach and named Damon Jones an Assistant Coach.
3/13/17.....	Cavs signed center Larry Sanders; also waived center Andrew Bogut.	9/26/16.....	Cavs announced 2016 training camp roster.
3/12/17.....	Cavs recalled guard Kay Felder from the Canton Charge, the Cavs exclusively owned and operated D-League team.	8/12/16.....	Cavs signed forward LeBron James to a multi-year contract.
3/7/17.....	Cavs assigned guard Kay Felder to the Canton Charge, the Cavs exclusively owned and operated D-League team.	8/6/16.....	Cavs signed rookie guard Kay Felder.
3/6/17.....	Cavs recalled guard Kay Felder from the Canton Charge, the Cavs exclusively owned and operated D-League team.	8/3/16.....	Cavs re-signed guard/forward James Jones.
3/4/17.....	Cavs signed Derrick Williams for remainder of season.	7/30/16.....	Cavs waived guard Dahntay Jones.
3/2/17.....	Cavs signed center Andrew Bogut.	7/26/16.....	Cavs re-signed forward Richard Jefferson.
3/1/17.....	Cavs waived guard Jordan McRae.	7/26/16.....	Cavs and Head Coach Tyrone Lue agreed on new, multi-year extension.
2/28/17.....	Cavs assigned guard Kay Felder to the Canton Charge, the Cavs exclusively owned and operated D-League team.	7/22/16.....	Cavs signed center Chris Andersen.
2/27/17.....	Cavs signed guard Deron Williams; Cavs also recalled guard Kay Felder from the Canton Charge, the Cavs exclusively owned and operated D-League team.	7/15/16.....	Cavs acquired the rights to forward Chukwudiebere Maduabum from the Philadelphia 76ers in exchange for center Sasha Kaun and cash considerations. The trade also created a traded player exception for the Cavaliers in the amount of Kaun's salary.
2/26/17.....	Cavs assigned guard Kay Felder to the Canton Charge, the Cavs exclusively owned and operated D-League team.	7/7/16.....	Cavs acquired guard/forward Mike Dunleavy and the draft rights to forward Vladimir Veremeenko from the Chicago Bulls in exchange for the rights to forward Albert Miralles; Dunleavy was accepted into the trade exception that was created in the Cavs trade earlier with Milwaukee, that also included the draft rights to Miralles.
2/25/17.....	Cavs recalled guard Kay Felder from the Canton Charge, the Cavs exclusively owned and operated D-League team.	7/7/16.....	Cavs acquired the rights to forward Albert Miralles from the Milwaukee Bucks in exchange for guard Matthew Dellavedova and cash considerations; The trade also created a \$4.8 million trade exception for the Cavaliers.
2/24/17.....	Cavs assigned guard Kay Felder to the Canton Charge, the Cavs exclusively owned and operated D-League team.	6/24/16.....	Cavs acquired the rights to Kay Felder, the No. 54 pick of the 2016 NBA Draft, from the Atlanta Hawks in exchange for cash considerations



2016-17

SEASON STATS

CAVALIERS TEAM STATISTICS

Through April 12 (51-31)

CLEVELAND CAVALIERS

2016-2017 REGULAR SEASON STATISTICS

	-FIELD GOALS-						-3-POINT FG--			-FREE THROWS-			--REBOUNDS--											
PLAYER	G	GS	MIN	FG	FGA	PCT	FG	FGA	PCT	FT	FTA	PCT	OFF	DEF	TOT	AST	PF	DQ	STL	TO	BLK	PTS	AVG	
James	74	74	2795	736	1344	.548	124	342	.363	358	531	.674	97	542	639	646	134	2	92	303	44	1954	26.4	
Irving	72	72	2525	671	1420	.473	177	441	.401	297	328	.905	52	178	230	418	157	0	83	180	24	1816	25.2	
Love	60	60	1885	370	867	.427	145	389	.373	257	295	.871	148	518	666	116	125	3	53	122	21	1142	19.0	
Dero. Williams (64	44	1657	263	600	.438	85	234	.363	90	109	.826	14	133	147	360	138	1	31	138	8	701	11.0	
Dero. Williams (C24	4	4	486	68	147	.463	22	53	.415	21	25	.840	1	44	45	86	42	0	6	40	6	179	7.5	
Korver (TOT)	67	22	1753	239	515	.464	162	359	.451	38	42	.905	7	179	186	110	107	0	34	69	21	678	10.1	
Korver (CLE)	35	1	859	131	269	.487	97	200	.485	14	15	.933	7	90	97	35	60	0	11	29	8	373	10.7	
Frye	74	15	1398	238	520	.458	137	335	.409	63	74	.851	37	253	290	45	138	0	33	53	38	676	9.1	
D. Jones	1	0	12	3	8	.375	0	2	.000	3	4	.750	1	1	2	1	1	0	0	1	0	9	9.0	
Smith	41	35	1187	123	356	.346	95	271	.351	10	15	.667	17	96	113	62	77	0	40	26	11	351	8.6	
Thompson	78	78	2336	262	437	.600	0	3	.000	106	213	.498	286	429	715	77	176	0	39	64	84	630	8.1	
Shumpert	76	31	1937	201	489	.411	94	261	.360	71	90	.789	39	179	218	109	150	0	62	78	27	567	7.5	
Derr. Williams (50	11	804	108	244	.443	30	97	.309	58	89	.652	19	111	130	28	60	0	14	28	8	304	6.1	
Derr. Williams (C25	0	427	54	107	.505	21	52	.404	27	39	.692	3	54	57	14	27	0	5	14	3	156	6.2		
R. Jefferson	79	13	1614	153	343	.446	62	186	.333	80	108	.741	28	175	203	78	153	3	26	52	10	448	5.7	
Dunleavy	23	2	366	36	90	.400	20	57	.351	14	19	.737	5	42	47	20	32	0	6	14	2	106	4.6	
McRae	37	4	384	58	150	.387	18	51	.353	27	34	.794	6	35	41	19	31	0	8	14	6	161	4.4	
Tavares (TOT)	2	0	28	4	5	.800	0	0	---	0	3	.000	4	7	11	1	3	0	0	2	6	8	4.0	
Tavares (CLE)	1	0	24	3	4	.750	0	0	---	0	1	.000	4	6	10	1	3	0	0	2	6	6	6.0	
Felder	42	0	386	62	158	.392	7	22	.318	35	49	.714	3	38	41	58	38	0	18	30	7	166	4.0	
Bogut (TOT)	27	21	583	38	81	.469	0	1	.000	3	11	.273	56	162	218	49	86	2	13	43	25	79	2.9	
Bogut (CLE)	1	0	1	0	0	---	0	0	---	0	0	---	0	0	0	0	2	0	0	0	0	0	0.0	
J. Jones	48	2	381	44	92	.478	31	66	.470	13	20	.650	3	35	38	14	37	0	6	10	10	132	2.8	
Liggins	61	19	752	52	136	.382	17	45	.378	23	37	.622	17	84	101	54	78	0	45	42	14	144	2.4	
Andersen	12	0	114	9	22	.409	0	3	.000	10	14	.714	9	22	31	5	20	0	5	5	7	28	2.3	
Sanders	5	0	13	1	4	.250	0	0	---	2	2	1.000	3	1	4	0	5	0	1	2	1	4	0.8	
CAVALIERS	82	-	19880	3275	6963	.4701	1067	2779	.384	1431	1913	.748	766	2822	3588	1858	1486	8	539	1121	329	9048	110.3	
OPPONENTS	82	-	19880	3333	7284	.458	850	2353	.361	1271	1644	.773	902	2724	3626	2024	1690	5	598	1033	352	8787	107.2	

PLAYER	-- SINGLE-GAME HIGHS --							----- AVERAGE PER GAME -----							-CAREER HIGHS (C=SET, T=TIED THIS SEASON)-						
	MIN	REB	AST	ST	TO	BL	PTS	MIN	REB	AST	STL	TO	BLK	PTS	FG	FGA	FT	FTA	REB	AST	PTS
James	52	17	17	4	8	3	44	37.8	8.6	8.7	1.24	4.1	0.59	26.4	22	36	24	28	19	17C	61
Irving	46	9	14	7	7	2	49	35.1	3.2	5.8	1.15	2.5	0.33	25.2	20	36	14	14	10	14C	57
Love	42	17	6	3	5	3	40	31.4	11.1	1.9	0.88	2.0	0.35	19.0	16	31	19	24	31	10	51
Dero. Williams (T	46	8	15	3	10	1	35	25.9	2.3	5.6	0.48	2.2	0.13	11.0	16	29	21	21	9	21	57
Dero. Williams (C	46	7	9	1	10	1	35	20.3	1.9	3.6	0.25	1.7	0.25	7.5							
Korver (TOT)	39	8	7	2	4	4	29	26.2	2.8	1.6	0.51	1.0	0.31	10.1	11	20	10	10	11	9	31
Korver (CLE)	34	8	3	2	4	1	29	24.5	2.8	1.0	0.31	0.8	0.23	10.7							
Frye	33	10	2	4	4	3	21	18.9	3.9	0.6	0.45	0.7	0.51	9.1	14	26	9	12	16	7	33
D. Jones	12	2	1	0	1	0	9	12.0	2.0	1.0	0.00	1.0	0.00	9.0	11	19	11	15	12	8	26
Smith	42	6	4	3	3	2	23	29.0	2.8	1.5	0.98	0.6	0.27	8.6	15	29	12	13	14	9	45
Thompson	43	20	5	4	3	4	22	30.0	9.2	1.0	0.50	0.8	1.08	8.1	12	18	9	13C	21	5T	29
Shumpert	39	9	4	4	5	2	18	25.5	2.9	1.4	0.82	1.0	0.36	7.5	10	21	8	10	16	9	27
Derr. Williams (T	31	8	3	2	3	2	17	16.1	2.6	0.6	0.28	0.6	0.16	6.1	12	22	9	14	16	4	31
Derr. Williams (C	31	7	3	1	3	1	14	17.1	2.3	0.6	0.20	0.6	0.12	6.2							
R. Jefferson	35	12	4	2	3	1	16	20.4	2.6	1.0	0.33	0.7	0.13	5.7	16	27	16	19	21	12	42
Dunleavy	28	6	2	3	2	1	14	15.9	2.0	0.9	0.26	0.6	0.09	4.6	13	24	13	16	20	9	36
McRae	33	4	3	2	2	2	21	10.4	1.1	0.5	0.22	0.4	0.16	4.4	14	29	6C	8	4T	7	36
Tavares (TOT)	24	10	1	0	2	6	6	13.8	5.5	0.5	0.00	1.0	3.00	4.0	3T	5	1	2T	10C	1T	6T
Tavares (CLE)	24	10	1	0	2	6	6	24.0	10.0	1.0	0.00	2.0	6.00	6.0							
Felder	23	5	4	3	4	1	14	9.2	1.0	1.4	0.43	0.7	0.17	4.0	6C	12C	7C	8C	5C	4C	14C
Bogut (TOT)	35	16	6	2	3	4	8	21.6	8.1	1.8	0.48	1.6	0.93	2.9	14	23	9	16	27	8	32
Bogut (CLE)	1	0	0	0	0	0	0	1.0	0.0	0.0	0.00	0.0	0.00	0.0							
J. Jones	36	6	3	2	2	2	15	7.9	0.8	0.3	0.13	0.2	0.21	2.8	10	16T	9	11	12	5	27
Liggins	32	8	5	4	4	3	10	12.3	1.7	0.9	0.74	0.7	0.23	2.4	4	9C	3T	4T	9	5C	11
Andersen	20	6	3	1	2	2	6	9.5	2.6	0.4	0.42	0.4	0.58	2.3	8	14	9	12	18	4	18
Sanders	4	2	0	1	2	1	2	2.5	0.8	0.0	0.20	0.4	0.20	0.8	12	19	5	10	20	5	25
CAVALIERS	290	56	37	14	22	10	140	242.4	43.8	22.7	6.57	13.7	4.01	110.3	65	142	51	59	69	45	154
OPPONENTS	290	58	39	15	21	12	135	242.4	44.2	24.7	7.29	12.6	4.29	107.2	65	123	46	59	80	48	153

CAVALIERS HOME STATISTICS (31-10)

2016-2017 Statistics (31-10)

CLEVELAND CAVALIERS

STATISTICS IN HOME GAMES

	-FIELD GOALS-						-3-POINT FG--			-FREE THROWS-			--REBOUNDS--											
PLAYER	G	GS	MIN	FG	FGA	PCT	FG	FGA	PCT	FT	FTA	PCT	OFF	DEF	TOT	AST	PF	DQ	STL	TO	BLK	PTS	AVG	
James	39	39	1443	386	686	.563	55	161	.342	180	278	.647	49	295	344	346	64	0	53	148	24	1007	25.8	
Irving	37	37	1274	342	685	.499	81	196	.413	137	156	.878	27	97	124	243	68	0	46	78	14	902	24.4	
Love	30	30	914	198	436	.454	76	197	.386	129	151	.854	68	253	321	62	62	1	32	63	11	601	20.0	
Korver (TOT)	33	10	864	133	275	.484	89	194	.459	23	25	.920	3	91	94	55	44	0	17	34	13	378	11.5	
Korver (CLE)	16	0	370	66	131	.504	47	99	.475	5	5	1.000	3	37	40	16	19	0	6	12	3	184	11.5	
Dero. Williams (30 22	776	118	280	.421	36	109	.330	58	68	.853	7	63	70	170	70	0	16	67	1	330	11.0			
Dero. Williams (C 9 1	171	24	49	.490	7	17	.412	11	13	.846	0	13	13	31	21	0	3	15	1	66	7.3			
Smith	20	18	595	69	177	.390	59	141	.418	4	6	.667	12	50	62	36	41	0	20	11	7	201	10.1	
Frye	37	7	684	122	269	.454	69	168	.411	32	39	.821	17	122	139	21	59	0	11	23	19	345	9.3	
D. Jones	1	0	12	3	8	.375	0	2	.000	3	4	.750	1	1	2	1	1	0	0	1	0	9	9.0	
Shumpert	39	14	971	104	254	.409	58	148	.392	39	50	.780	25	87	112	59	79	0	31	37	17	305	7.8	
Thompson	40	40	1194	130	225	.578	0	2	.000	49	101	.485	153	224	377	38	80	0	22	34	46	309	7.7	
Derr. Williams (22 5	355	56	114	.491	18	49	.367	21	33	.636	7	47	54	16	21	0	5	9	2	151	6.9			
Derr. Williams (C12 0	211	28	56	.500	14	30	.467	11	16	.688	2	26	28	11	7	0	2	5	0	81	6.8			
R. Jefferson	39	6	841	82	182	.451	27	93	.290	45	57	.789	13	96	109	46	67	0	14	24	3	236	6.1	
Tavares (TOT)	1	0	24	3	4	.750	0	0	---	0	1	.000	4	6	10	1	3	0	0	2	6	6	6.0	
Tavares (CLE)	1	0	24	3	4	.750	0	0	---	0	1	.000	4	6	10	1	3	0	0	2	6	6	6.0	
Dunleavy	13	1	215	23	51	.451	12	33	.364	10	12	.833	3	28	31	13	18	0	4	6	2	68	5.2	
Felder	20	0	180	29	76	.382	3	9	.333	11	17	.647	2	16	18	24	21	0	7	19	6	72	3.6	
McRae	23	2	198	25	74	.338	6	22	.273	16	21	.762	2	22	24	14	20	0	8	9	4	72	3.1	
J. Jones	25	1	209	23	56	.411	16	41	.390	8	13	.615	3	20	23	10	19	0	1	7	5	70	2.8	
Andersen	8	0	69	7	16	.438	0	3	.000	8	12	.667	7	11	18	4	14	0	3	3	5	22	2.8	
Bogut (TOT)	14	10	304	15	31	.484	0	0	---	3	6	.500	26	94	120	27	42	1	8	20	12	33	2.4	
Bogut (CLE)	1	0	1	0	0	---	0	0	---	0	0	---	0	0	0	0	2	0	0	0	0	0	0.0	
Liggins	33	9	357	22	64	.344	7	19	.368	13	22	.591	5	48	53	31	37	0	19	18	10	64	1.9	
Sanders	3	0	6	0	1	.000	0	0	---	2	2	1.000	0	0	0	0	2	0	1	0	1	2	0.7	
TEAM	41	-	9940	1686	3500	.482	537	1381	.389	713	976	.731	396	1452	1848	1007	704	1	283	531	184	4622	112.7	
OPPONENTS	41	-	9940	1628	3656	.445	425	1186	.358	606	773	.784	444	1311	1755	1027	860	0	275	512	157	4287	104.6	

	-- SINGLE-GAME HIGHS --							----- AVERAGE PER GAME -----							----- AVERAGE PER 48 MINUTES -----						
PLAYER	MIN	REB	AST	ST	TO	BL	PTS	MIN	REB	AST	STL	TO	BLK	PTS	REB	AST	PF	STL	TO	BLK	PTS
James	52	17	15	3	8	3	44	37.0	8.8	8.9	1.36	3.8	0.62	25.8	11.4	11.5	2.1	1.76	4.9	0.80	33.5
Irving	46	9	14	7	5	2	34	34.4	3.4	6.6	1.24	2.1	0.38	24.4	4.7	9.2	2.6	1.73	2.9	0.53	34.0
Love	39	17	5	3	4	3	40	30.5	10.7	2.1	1.07	2.1	0.37	20.0	16.9	3.3	3.3	1.68	3.3	0.58	31.6
Korver (TOT)	39	8	5	2	4	4	22	26.2	2.8	1.7	0.52	1.0	0.39	11.5	5.2	3.1	2.4	0.94	1.9	0.72	21.0
Korver (CLE)	34	5	3	2	3	1	22	23.1	2.5	1.0	0.38	0.8	0.19	11.5	5.2	2.1	2.5	0.78	1.6	0.39	23.9
Dero. Williams (T	37	8	15	3	5	1	21	25.9	2.3	5.7	0.53	2.2	0.03	11.0	4.3	10.5	4.3	0.99	4.1	0.06	20.4
Dero. Williams (C	25	3	6	1	4	1	13	19.0	1.4	3.4	0.33	1.7	0.11	7.3	3.6	8.7	5.9	0.84	4.2	0.28	18.5
Smith	42	6	4	3	2	2	23	29.7	3.1	1.8	1.00	0.6	0.35	10.1	5.0	2.9	3.3	1.61	0.9	0.56	16.2
Frye	32	10	2	3	3	3	21	18.5	3.8	0.6	0.30	0.6	0.51	9.3	9.8	1.5	4.1	0.77	1.6	1.33	24.2
D. Jones	12	2	1	0	1	0	9	12.0	2.0	1.0	0.00	1.0	0.00	9.0	8.0	4.0	4.0	0.00	4.0	0.00	36.0
Shumpert	38	7	4	3	4	2	18	24.9	2.9	1.5	0.79	0.9	0.44	7.8	5.5	2.9	3.9	1.53	1.8	0.84	15.1
Thompson	43	14	5	4	3	4	19	29.8	9.4	1.0	0.55	0.9	1.15	7.7	15.2	1.5	3.2	0.88	1.4	1.85	12.4
Derr. Williams (T	27	7	3	1	2	1	14	16.1	2.5	0.7	0.23	0.4	0.09	6.9	7.3	2.2	2.8	0.68	1.2	0.27	20.4
Derr. Williams (C	27	7	3	1	2	0	14	17.6	2.3	0.9	0.17	0.4	0.00	6.8	6.4	2.5	1.6	0.45	1.1	0.00	18.4
R. Jefferson	32	12	4	2	3	1	16	21.6	2.8	1.2	0.36	0.6	0.08	6.1	6.2	2.6	3.8	0.80	1.4	0.17	13.5
Tavares (TOT)	24	10	1	0	2	6	6	24.0	10.0	1.0	0.00	2.0	6.00	6.0	20.0	2.0	6.0	0.00	4.0	12.00	12.0
Tavares (CLE)	24	10	1	0	2	6	6	24.0	10.0	1.0	0.00	2.0	6.00	6.0	20.0	2.0	6.0	0.00	4.0	12.00	12.0
Dunleavy	23	5	2	3	2	1	14	16.5	2.4	1.0	0.31	0.5	0.15	5.2	6.9	2.9	4.0	0.89	1.3	0.45	15.2
Felder	22	5	4	3	4	1	12	9.0	0.9	1.2	0.35	1.0	0.30	3.6	4.8	6.4	5.6	1.87	5.1	1.60	19.2
McRae	33	3	3	2	2	2	21	8.6	1.0	0.6	0.35	0.4	0.17	3.1	5.8	3.4	4.8	1.94	2.2	0.97	17.5
J. Jones	36	6	2	1	2	1	14	8.4	0.9	0.4	0.04	0.3	0.20	2.8	5.3	2.3	4.4	0.23	1.6	1.15	16.1
Andersen	19	6	3	1	2	2	6	8.7	2.3	0.5	0.38	0.4	0.63	2.8	12.5	2.8	9.7	2.09	2.1	3.48	15.3
Bogut (TOT)	35	16	6	2	3	3	8	21.7	8.6	1.9	0.57	1.4	0.86	2.4	18.9	4.3	6.6	1.26	3.2	1.89	5.2
Bogut (CLE)	1	0	0	0	0	0	0	1.0	0.0	0.0	0.00	0.0	0.00	0.0	0.0	0.0	96.0	0.00	0.0	0.00	0.0
Liggins	32	6	5	3	4	3	9	10.8	1.6	0.9	0.58	0.5	0.30	1.9	7.1	4.2	5.0	2.55	2.4	1.34	8.6
Sanders	2	0	0	1	0	1	2	2.1	0.0	0.0	0.33	0.0	0.33	0.7	0.0	0.0	16.0	8.00	0.0	8.00	16.0
TEAM	290	56	37	14	18	10	137	242.4	45.1	24.6	6.90	13.0	4.49	112.7	44.6	24.3	17.0	6.83	12.8	4.44	111.6
OPPONENTS	290	55	39	15	21	8	130	242.4	42.8	25.0	6.71	12.5	3.83	104.6	42.4	24.8	20.8	6.64	12.4	3.79	103.5

CAVALIERS AWAY STATISTICS (20-21)

2016-2017 Statistics (20-21)

CLEVELAND CAVALIERS

STATISTICS IN ROAD GAMES

PLAYER				-FIELD GOALS-			-3-POINT FG--			-FREE THROWS-			--REBOUNDS--													
	G	GS	MIN	FG	FGA	PCT	FG	FGA	PCT	FT	FTA	PCT	OFF	DEF	TOT	AST	PF	DQ	STL	TO	BLK	PTS	AVG			
James	35	35	1352	350	658	.532	69	181	.381	178	253	.704	48	247	295	300	70	2	39	155	20	947	27.1			
Irving	35	35	1250	329	735	.448	96	245	.392	160	172	.930	25	81	106	175	89	0	37	102	10	914	26.1			
Love	30	30	971	172	431	.399	69	192	.359	128	144	.889	80	265	345	54	63	2	21	59	10	541	18.0			
Dero. Williams (34	22	882	145	320	.453	49	125	.392	32	41	.780	7	70	77	190	68	1	15	71	7	371	10.9			
Dero. Williams (C15	3	315	44	98	.449	15	36	.417	10	12	.833	1	31	32	55	21	0	3	25	5	113	7.5				
Frye	37	8	714	116	251	.462	68	167	.407	31	35	.886	20	131	151	24	79	0	22	30	19	331	8.9			
Korver (TOT)	34	12	890	106	240	.442	73	165	.442	15	17	.882	4	88	92	55	63	0	17	35	8	300	8.8			
Korver (CLE)	19	1	489	65	138	.471	50	101	.495	9	10	.900	4	53	57	19	41	0	5	17	5	189	9.9			
Thompson	38	38	1142	132	212	.623	0	1	.000	57	112	.509	133	205	338	39	96	0	17	30	38	321	8.4			
Smith	21	17	592	54	179	.302	36	130	.277	6	9	.667	5	46	51	26	36	0	20	15	4	150	7.1			
Shumpert	37	17	966	97	235	.413	36	113	.319	32	40	.800	14	92	106	50	71	0	31	41	10	262	7.1			
McRae	14	2	185	33	76	.434	12	29	.414	11	13	.846	4	13	17	5	11	0	0	5	2	89	6.4			
Derr. Williams (28	6	450	52	130	.400	12	48	.250	37	56	.661	12	64	76	12	39	0	9	19	6	153	5.5			
Derr. Williams (C13	0	216	26	51	.510	7	22	.318	16	23	.696	1	28	29	3	20	0	3	9	3	75	5.8				
R. Jefferson	40	7	773	71	161	.441	35	93	.376	35	51	.686	15	79	94	32	86	3	12	28	7	212	5.3			
Felder	22	0	205	33	82	.402	4	13	.308	24	32	.750	1	22	23	34	17	0	11	11	1	94	4.3			
Dunleavy	10	1	152	13	39	.333	8	24	.333	4	7	.571	2	14	16	7	14	0	2	8	0	38	3.8			
Bogut (TOT)	13	11	280	23	50	.460	0	1	.000	0	5	.000	30	68	98	22	44	1	5	23	13	46	3.5			
Liggins	28	10	395	30	72	.417	10	26	.385	10	15	.667	12	36	48	23	41	0	26	24	4	80	2.9			
J. Jones	23	1	171	21	36	.583	15	25	.600	5	7	.714	0	15	15	4	18	0	5	3	5	62	2.7			
Tavares (TOT)	1	0	4	1	1	1.000	0	0	---	0	2	.000	0	1	1	0	0	0	0	0	0	2	2.0			
Andersen	4	0	45	2	6	.333	0	0	---	2	2	1.000	2	11	13	1	6	0	2	2	2	6	1.5			
Sanders	2	0	6	1	3	.333	0	0	---	0	0	---	3	1	4	0	3	0	0	2	0	2	1.0			
TEAM	41	-	9940	1589	3463	.459	530	1398	.379	718	937	.766	370	1370	1740	851	782	7	256	590	145	4426	108.0			
OPPONENTS	41	-	9940	1705	3628	.470	425	1167	.364	665	871	.763	458	1413	1871	997	830	5	323	521	195	4500	109.8			

PLAYER	-- SINGLE-GAME HIGHS --							----- AVERAGE PER GAME -----							----- AVERAGE PER 48 MINUTES -----						
	MIN	REB	AST	ST	TO	BL	PTS	MIN	REB	AST	STL	TO	BLK	PTS	REB	AST	PF	STL	TO	BLK	PTS
James	47	16	17	4	8	2	38	38.6	8.4	8.6	1.11	4.4	0.57	27.1	10.5	10.7	2.5	1.38	5.5	0.71	33.6
Irving	45	9	9	4	7	2	49	35.7	3.0	5.0	1.06	2.9	0.29	26.1	4.1	6.7	3.4	1.42	3.9	0.38	35.1
Love	42	17	6	3	5	2	39	32.4	11.5	1.8	0.70	2.0	0.33	18.0	17.1	2.7	3.1	1.04	2.9	0.49	26.7
Dero. Williams (T	46	7	12	2	10	1	35	25.9	2.3	5.6	0.44	2.1	0.21	10.9	4.2	10.3	3.7	0.82	3.9	0.38	20.2
Dero. Williams (C	46	7	9	1	10	1	35	21.0	2.1	3.7	0.20	1.7	0.33	7.5	4.9	8.4	3.2	0.46	3.8	0.76	17.2
Frye	33	10	2	4	4	2	21	19.3	4.1	0.6	0.59	0.8	0.51	8.9	10.2	1.6	5.3	1.48	2.0	1.28	22.3
Korver (TOT)	37	8	7	2	4	1	29	26.2	2.7	1.6	0.50	1.0	0.24	8.8	5.0	3.0	3.4	0.92	1.9	0.43	16.2
Korver (CLE)	31	8	3	2	4	1	29	25.7	3.0	1.0	0.26	0.9	0.26	9.9	5.6	1.9	4.0	0.49	1.7	0.49	18.6
Thompson	41	20	4	3	3	3	22	30.1	8.9	1.0	0.45	0.8	1.00	8.4	14.2	1.6	4.0	0.71	1.3	1.60	13.5
Smith	40	6	4	3	3	1	17	28.2	2.4	1.2	0.95	0.7	0.19	7.1	4.1	2.1	2.9	1.62	1.2	0.32	12.2
Shumpert	39	9	3	4	5	2	16	26.1	2.9	1.4	0.84	1.1	0.27	7.1	5.3	2.5	3.5	1.54	2.0	0.50	13.0
McRae	31	4	2	0	1	1	20	13.2	1.2	0.4	0.00	0.4	0.14	6.4	4.4	1.3	2.9	0.00	1.3	0.52	23.1
Derr. Williams (T	31	8	2	2	3	2	17	16.1	2.7	0.4	0.32	0.7	0.21	5.5	8.1	1.3	4.2	0.96	2.0	0.64	16.3
Derr. Williams (C	31	6	1	1	3	1	13	16.6	2.2	0.2	0.23	0.7	0.23	5.8	6.4	0.7	4.4	0.67	2.0	0.67	16.7
R. Jefferson	35	7	2	2	2	1	16	19.3	2.4	0.8	0.30	0.7	0.17	5.3	5.8	2.0	5.3	0.75	1.7	0.43	13.2
Felder	23	3	4	2	2	1	14	9.3	1.0	1.5	0.50	0.5	0.05	4.3	5.4	8.0	4.0	2.58	2.6	0.23	22.0
Dunleavy	28	6	2	1	2	0	11	15.2	1.6	0.7	0.20	0.8	0.00	3.8	5.1	2.2	4.4	0.63	2.5	0.00	12.0
Bogut (TOT)	34	15	4	2	3	4	6	21.5	7.5	1.7	0.38	1.8	1.00	3.5	16.8	3.8	7.5	0.86	3.9	2.23	7.9
Liggins	29	8	3	4	4	2	10	14.1	1.7	0.8	0.93	0.9	0.14	2.9	5.8	2.8	5.0	3.16	2.9	0.49	9.7
J. Jones	27	3	3	2	1	2	15	7.5	0.7	0.2	0.22	0.1	0.22	2.7	4.2	1.1	5.1	1.40	0.8	1.40	17.4
Tavares (TOT)	4	1	0	0	0	0	2	3.6	1.0	0.0	0.00	0.0	0.00	2.0	12.0	0.0	0.0	0.00	0.0	0.00	24.0
Andersen	20	5	1	1	2	1	2	11.1	3.3	0.3	0.50	0.5	0.50	1.5	13.9	1.1	6.4	2.13	2.1	2.13	6.4
Sanders	4	2	0	0	2	0	2	3.2	2.0	0.0	0.00	1.0	0.00	1.0	32.0	0.0	24.0	0.00	16.0	0.00	16.0
TEAM	265	53	31	14	22	7	140	242.4	42.4	20.8	6.24	14.4	3.54	108.0	42.0	20.5	18.9	6.18	14.2	3.50	106.9
OPPONENTS	265	58	37	15	21	12	135	242.4	45.6	24.3	7.88	12.7	4.76	109.8	45.2	24.1	20.0	7.80	12.6	4.71	108.7

CAVALIERS BREAKDOWN

CLEVELAND CAVALIERS / MISCELLANEOUS STATISTICS

	RECORD	HOME	ROAD	OT	
OVERALL	51-31	31-10	20-21	3- 4	Head Coach: Tyronn Lue
Atlantic	16- 2	8- 1	8- 1		Overall: 2 Years 78 Won 45 Lost .634 Pct.
Central	8- 8	6- 2	2- 6	2- 0	W/Club : 2 Years 78 Won 45 Lost .634 Pct.
Southeast	11- 7	5- 4	6- 3	1- 2	
EASTERN	35-17	19- 7	16-10	3- 2	
Southwest	4- 6	4- 1	0- 5	0- 1	
Northwest	6- 4	5- 0	1- 4		
Pacific	6- 4	3- 2	3- 2	0- 1	
WESTERN	16-14	12- 3	4-11	0- 2	

TEAM WINNING & LOSING STREAKS:

OVERALL	HOME	ROAD
Loss- 4	Loss- 2	Loss- 2
Long:Win - 6	Win - 9	Win - 3
Loss- 4	Loss- 2	Loss- 3
Last:Win -04/05 @ BOS 114-91	Win -04/04 vsORL 122-102	Win -04/05 @ BOS 114-91
Loss-04/12 vsTOR 83-98	Loss-04/12 vsTOR 83-98	Loss-04/10 @ MIA 121-124

	WON	LOST	OFFENSE	VsOPP	HOME	ATTENDANCE
Oct.	3	0				
Nov.	10	3	100+ 48-14	If Opp W/L to date:	41	Games
Dec.	12	4	100< 3-17	.500+ 24-17	843,042	Total
Jan.	7	8	Defense	.500- 26-14	20,562	Average
Feb.	9	2	100+ 33-28		20,562	High
Mar.	7	10	100< 18- 3		41	Sellouts
Apr.	3	4				

After 82 games last season: W 57 L 25

MARGINS	1	2	3	4	5	6	7	8	9	10	11	12	13	14	15	16	17	18	19	20	21	22	23
Won By:	2		1	4	4	4	4	6	1		4	4			3	2	2			2			2
Lost By:	1	1	2	3	2	2	1	3	1	1		2	1	1	1	2	1	1	1				
	24	25	26	27	28	29	30	31	32	33	34	35	36	37	38	39	40	41	42	43	44	45	46+
Won By:					1	1	1		2						1								
Lost By:					1	1	1				1												

At Start Of:	OVERALL	HOME	ROAD	FG%	OVERALL	HOME	ROAD
2nd- Ahead:	35-13	22- 4	13- 9	-44%	12-16	6- 5	6-11
-Behind:	16-15	9- 5	7-10	45-49%	12-12	8- 5	4- 7
- Tied:	0- 3	0- 1	0- 2	50-54%	23- 3	14- 0	9- 3
3rd- Ahead:	44- 9	28- 2	16- 7	55-59%	4- 0	3- 0	1- 0
-Behind:	7-22	3- 8	4-14	+60%	0- 0	0- 0	0- 0
- Tied:	0- 0	0- 0	0- 0				
4th- Ahead:	44- 5	27- 2	17- 3				
-Behind:	5-26	3- 8	2-18				
- Tied:	2- 0	1- 0	1- 0				

CAVALIERS SEASON HIGHS

Through games of April 12
2016-2017 HIGH GAMES

CLEVELAND CAVALIERS

Page 1

PLAYER	MINUTES	FIELD GOALS	FREE THROWS	----- OFFENSIVE	REBOUNDS DEFENSIVE	----- TOTAL	ASSISTS	STEALS	TURNOVERS	BLOCKED SHOTS	POINTS
CHRIS ANDERSEN	20 DEC. 14 at Mem.	2 (2) NOV. 25 vs Dall.	2 (5) DEC. 9 vs Miami	3 NOV. 25 vs Dall.	4 DEC. 14 at Mem.	6 NOV. 25 vs Dall.	3 NOV. 25 vs Dall.	1 (5) DEC. 14 at Mem.	2 (2) NOV. 25 vs Dall.	2 DEC. 9 vs Miami	6 OCT. 29 vs Orl.
ANDREW BOGUT Dal.-Phi.-Cle.	35 NOV. 30 vs S.A.	4 DEC. 3 vs Chi.	3 NOV. 27 vs N.O.	5 (4) NOV. 27 vs N.O.	13 NOV. 6 vs Milw.	16 NOV. 6 vs Milw.	6 NOV. 23 vs LA-C	2 (4) JAN. 5 vs Phoe.	3 (5) DEC. 29 at LA-L	4 NOV. 19 at Orl.	8 DEC. 3 vs Chi.
ANDREW BOGUT Cle.	1 MAR. 6 vs Miami	0	0	0	0	0	0	0	0	0	0
MIKE DUNLEAVY	28 DEC. 26 at Det.	6 DEC. 23 vs Brk.	3 (3) DEC. 14 at Mem.	2 DEC. 23 vs Brk.	5 (2) DEC. 14 at Mem.	6 DEC. 14 at Mem.	2 (4) DEC. 21 vs Milw.	3 OCT. 25 vs N.Y.	2 (5) DEC. 23 vs Brk.	1 (2) NOV. 18 vs Det.	14 DEC. 23 vs Brk.
KAY FELDER	23C DEC. 14 at Mem.	6C JAN. 2 vs N.O.	7C DEC. 26 at Det.	1C(3) JAN. 27 vs Brk.	5C JAN. 4 vs Chi.	5C JAN. 4 vs Chi.	4C(3) APR. 10 at Miami	3C FEB. 25 vs Chi.	4C FEB. 25 vs Chi.	1C(7) MAR. 31 vs Phil.	14C DEC. 14 at Mem.
CHANNING FRYE	33 (2) APR. 10 at Miami	9 MAR. 4 at Miami	6 APR. 10 at Miami	4 JAN. 11 at Port.	9 MAR. 9 at Det.	10 (2) FEB. 14 at Minn.	2 (13) MAR. 16 vs Utah	4T JAN. 6 at Brk.	4 NOV. 16 at Ind.	3 NOV. 13 vs Cha.	21 (4) APR. 10 at Miami
KYRIE IRVING	46 APR. 2 vs Ind.	16 APR. 9 at Atl.	11 (3) APR. 2 vs Ind.	4T DEC. 2 at Chi.	9 FEB. 25 vs Chi.	9 (2) MAR. 11 at Orl.	14C FEB. 1 vs Minn.	7C DEC. 25 vs G.S.	7 (2) JAN. 8 at Phoe.	2 (4) MAR. 25 vs Wash.	49 JAN. 23 at N.O.
LEBRON JAMES	52 APR. 2 vs Ind.	17 DEC. 10 vs Cha.	14 MAR. 24 at Cha.	5 (2) MAR. 1 at Bos.	14 MAR. 6 vs Miami	17 MAR. 6 vs Miami	17C FEB. 6 at Wash.	4 JAN. 10 at Utah	8 (3) MAR. 12 at Hou.	3 (2) FEB. 23 vs N.Y.	44 DEC. 10 vs Cha.
RICHARD JEFFERSON	35 DEC. 20 at Milw.	6 MAR. 12 at Hou.	7 DEC. 29 vs Bos.	2 (3) FEB. 15 vs Ind.	11 JAN. 2 vs N.O.	12 JAN. 2 vs N.O.	4 (3) DEC. 21 vs Milw.	2 (3) MAR. 14 vs Det.	3 JAN. 21 vs S.A.	1 (10) APR. 10 at Miami	16 (2) MAR. 14 vs Det.
DAHNTAY JONES	12 APR. 12 vs Tor.	3 APR. 12 vs Tor.	3 APR. 12 vs Tor.	1 APR. 12 vs Tor.	1 APR. 12 vs Tor.	2 APR. 12 vs Tor.	1 APR. 12 vs Tor.	0	1 APR. 12 vs Tor.	0	9 APR. 12 vs Tor.
JAMES JONES	36 APR. 12 vs Tor.	5 (3) FEB. 25 vs Chi.	2 (6) APR. 12 vs Tor.	1 (3) APR. 12 vs Tor.	5 (2) APR. 12 vs Tor.	6 APR. 12 vs Tor.	3 MAR. 4 at Miami	2 MAR. 27 at S.A.	2 JAN. 19 vs Phoe.	2 NOV. 29 at Milw.	15 DEC. 14 at Mem.
KYLE KORVER Atl.-Cle.	39 JAN. 1 vs S.A.	10 FEB. 8 at Ind.	5 DEC. 30 vs Det.	1 (7) APR. 9 at Atl.	8 (2) APR. 10 at Miami	8 (2) APR. 10 at Miami	7 JAN. 4 at Orl.	2 (10) FEB. 15 vs Ind.	4 (3) FEB. 6 at Wash.	4T DEC. 21 vs Minn.	29 FEB. 8 at Ind.
KYLE KORVER Cle.	34 JAN. 25 vs Sac.	10 FEB. 8 at Ind.	3 (2) APR. 7 vs Atl.	1 (7) APR. 9 at Atl.	8 APR. 10 at Miami	8 APR. 10 at Miami	3 (3) MAR. 3 at Atl.	2 (3) FEB. 15 vs Ind.	4 FEB. 6 at Wash.	1 (8) APR. 10 at Miami	29 FEB. 8 at Ind.
DEANDRE LIGGINS	32 DEC. 13 vs Mem.	3 (4) FEB. 11 vs Den.	3T DEC. 14 at Mem.	2 (2) MAR. 4 at Miami	6 MAR. 4 at Miami	8 MAR. 4 at Miami	5C FEB. 11 vs Den.	4C(2) MAR. 18 at LA-C	4C(2) MAR. 18 at LA-C	3C DEC. 9 vs Miami	10 DEC. 14 at Mem.
KEVIN LOVE	42 (3) APR. 9 at Atl.	12 NOV. 23 vs Port.	12 NOV. 3 vs Bos.	7 NOV. 11 at Wash.	15 APR. 7 vs Atl.	17 (2) JAN. 13 at Sac.	6 JAN. 23 at N.O.	3 (7) MAR. 31 vs Phil.	5 (2) FEB. 4 at N.Y.	3 NOV. 15 vs Tor.	40 NOV. 23 vs Port.
JORDAN MCRAE	33 JAN. 4 vs Chi.	8 DEC. 31 at Cha.	6C JAN. 4 vs Chi.	2C(2) FEB. 9 at OKC.	4C DEC. 31 at Cha.	4T DEC. 31 at Cha.	3 (2) NOV. 18 vs Det.	2C JAN. 2 vs N.O.	2 (2) JAN. 4 vs Chi.	2C JAN. 4 vs Chi.	21 JAN. 4 vs Chi.
LARRY SANDERS	4 APR. 5 at Bos.	1 APR. 10 at Miami	2 APR. 7 vs Atl.	2 APR. 10 at Miami	1 APR. 5 at Bos.	2 (2) APR. 10 at Miami	0	1 APR. 7 vs Atl.	2 APR. 10 at Miami	1 APR. 7 vs Atl.	2 (2) APR. 10 at Miami
IMAN SHUMPERT	39 APR. 10 at Miami	8 MAR. 14 vs Det.	7 NOV. 3 vs Bos.	3 DEC. 25 vs G.S.	9 JAN. 16 at G.S.	9 (2) FEB. 4 at N.Y.	4 (2) DEC. 21 vs Milw.	4 NOV. 11 at Wash.	5 DEC. 14 at Mem.	2T(5) MAR. 24 at Cha.	18 MAR. 14 vs Det.

CAVALIERS SEASON HIGHS (CONT.)

Through games of April 12
2016-2017 HIGH GAMES

CLEVELAND CAVALIERS

Page 2

PLAYER	MINUTES	FIELD	FREE	----- REBOUNDS -----			ASSISTS	STEALS	TURNOVERS	BLOCKED	POINTS
		GOALS	THROWS	OFFENSIVE	DEFENSIVE	TOTAL				SHOTS	
J.R. SMITH	42 APR. 2 vs Ind.	8 DEC. 13 vs Mem.	2 (4) MAR. 18 at LA-C	3 OCT. 29 vs Orl.	6 MAR. 18 at LA-C	6 (2) MAR. 18 at LA-C	4 (3) APR. 12 vs Tor.	3 (4) NOV. 25 vs Dall.	3 MAR. 27 at S.A.	2 NOV. 3 vs Bos.	23 DEC. 13 vs Mem.
EDY TAVARES Atl.-Cle.	24C APR. 12 vs Tor.	3T APR. 12 vs Tor.	0	4C APR. 12 vs Tor.	6C APR. 12 vs Tor.	10C APR. 12 vs Tor.	1T APR. 12 vs Tor.	0	2T APR. 12 vs Tor.	6C APR. 12 vs Tor.	6T APR. 12 vs Tor.
EDY TAVARES Cle.	24C APR. 12 vs Tor.	3T APR. 12 vs Tor.	0	4C APR. 12 vs Tor.	6C APR. 12 vs Tor.	10C APR. 12 vs Tor.	1T APR. 12 vs Tor.	0	2T APR. 12 vs Tor.	6C APR. 12 vs Tor.	6T APR. 12 vs Tor.
TRISTAN THOMPSON	43 APR. 2 vs Ind.	10 FEB. 6 at Wash.	5 JAN. 29 vs OKC.	9 JAN. 4 vs Chi.	14C DEC. 7 at N.Y.	20 DEC. 7 at N.Y.	5T FEB. 25 vs Chi.	4T JAN. 29 vs OKC.	3 (4) FEB. 27 vs Milw.	4T(4) FEB. 23 vs N.Y.	22 FEB. 6 at Wash.
DERON WILLIAMS ALL tota	46 APR. 10 at Miami	14 APR. 10 at Miami	9 DEC. 14 vs Det.	2 (3) JAN. 7 vs Atl.	7 (2) APR. 10 at Miami	8 NOV. 30 vs S.A.	15 DEC. 3 vs Chi.	3 FEB. 11 vs Orl.	10C APR. 10 at Miami	1 (8) APR. 10 at Miami	35 APR. 10 at Miami
DERON WILLIAMS Cle.	46 APR. 10 at Miami	14 APR. 10 at Miami	4 APR. 4 vs Orl.	1 MAR. 22 at Den.	7 APR. 10 at Miami	7 APR. 10 at Miami	9 APR. 10 at Miami	1 (6) APR. 10 at Miami	10C APR. 10 at Miami	1 (6) APR. 10 at Miami	35 APR. 10 at Miami
DERRICK WILLIAMS Mia.-Cle	31 (2) MAR. 1 at Bos.	6 DEC. 9 at Clev.	6 FEB. 9 at OKC.	3 DEC. 10 at Chi.	6 (3) FEB. 27 vs Milw.	8 DEC. 10 at Chi.	3 APR. 12 vs Tor.	2 DEC. 9 at Clev.	3 (2) MAR. 4 at Miami	2 DEC. 7 at Atl.	17 DEC. 9 at Clev.
DERRICK WILLIAMS Cle.	31 MAR. 1 at Bos.	5 (3) MAR. 1 at Bos.	6 FEB. 9 at OKC.	1 (3) MAR. 6 vs Miami	6 (2) FEB. 27 vs Milw.	7 FEB. 27 vs Milw.	3 APR. 12 vs Tor.	1 (5) MAR. 6 vs Miami	3 MAR. 4 at Miami	1 (3) APR. 10 at Miami	14 FEB. 27 vs Milw.
CAVALIERS High Games	290 APR. 2 vs Ind.	50 MAR. 31 vs Phil.	32 NOV. 3 vs Bos.	18 DEC. 25 vs G.S.	47 NOV. 18 vs Det.	56 (2) APR. 2 vs Ind.	37 FEB. 1 vs Minn.	14 (2) JAN. 6 at Brk.	22 DEC. 26 at Det.	10 (2) FEB. 23 vs N.Y.	140 FEB. 6 at Wash.
CAVALIERS Low Games	240 (75) APR. 12 vs Tor.	28 (4) APR. 12 vs Tor.	5 DEC. 2 at Chi.	3 (3) APR. 7 vs Atl.	21 MAR. 25 vs Wash.	32 MAR. 25 vs Wash.	10 DEC. 14 at Mem.	1 MAR. 11 at Orl.	6 (2) DEC. 31 at Cha.	0 (2) MAR. 18 at LA-C	74 MAR. 27 at S.A.
OPPONENTS High Games	290 APR. 2 vs Ind.	51 MAR. 22 at Den.	29 APR. 9 at Atl.	23 DEC. 9 vs Miami	47 (2) MAR. 18 at LA-C	58 JAN. 16 at G.S.	39 APR. 7 vs Atl.	15 (2) DEC. 29 vs Bos.	21 (2) JAN. 13 at Sac.	12 NOV. 16 at Ind.	135 FEB. 6 at Wash.
OPPONENTS Low Games	240 (75) APR. 12 vs Tor.	29 NOV. 18 vs Det.	7 (4) JAN. 2 vs N.O.	4 JAN. 27 vs Brk.	21 NOV. 1 vs Hou.	29 DEC. 29 vs Bos.	12 OCT. 28 at Tor.	1 NOV. 8 vs Atl.	5 (2) MAR. 11 at Orl.	0 (3) MAR. 22 at Den.	81 NOV. 18 vs Det.

"C" indicates a new career-high, "T" a tied career-high.

Numbers in parentheses indicate the number of games in which a player or team has reached a given total (if more than one).

CAVALIERS GAME-BY-GAME

Date	Opponent	Team/Opp	Home	Road	Total	High Scoring	High Rebounds	High Assists	Opponent Scoring	Atten.
Oct 25	NEW YORK	W117- 88	1-0	0-0	1-0	Irving-29	Love-12	James-14	Anthony-19	20,562
Oct 28	@Toronto	W 94- 91	1-0	1-0	2-0	Irving-26	Thompson-10 Love-10	James-7	DeRozan-32	19,800
Oct 29	ORLANDO	W105- 99	2-0	1-0	3-0	James-23	Thompson-12	James-9	Fournier-22	20,562
Nov 1	HOUSTON	W128-120	3-0	1-0	4-0	Irving-32	James-13	James-8	Harden-41	20,562
Nov 3	BOSTON	W128-122	4-0	1-0	5-0	James-30	Thompson-14	James-12	Thomas-30	20,562
Nov 5	@Philadelphia	W102-101	4-0	2-0	6-0	James-25	Thompson-13	James-14	Embiid-22	20,497
Nov 8	ATLANTA	L106-110	4-1	2-0	6-1	Irving-29	Love-12	James-5	Schroder-28	20,562
Nov 11	@Washington	W105- 94	4-1	3-0	7-1	Irving-29	Love-16	Irving-6	Wall-28	20,356
Nov 13	CHARLOTTE	W100- 93	5-1	3-0	8-1	Frye-20	Thompson-12	James-8	Walker-21	20,562
Nov 15	TORONTO	W121-117	6-1	3-0	9-1	James-28	Love-13	James-15	Lowry-28	20,562
Nov 16	@Indiana	L 93-103	6-1	3-1	9-2	Love-27	Love-16	Irving-7	George-21	17,022
Nov 18	DETROIT	W104- 81	7-1	3-1	10-2	Irving-25	Thompson-14	Irving-11	Leuer-15	20,562
Nov 23	PORTLAND	W137-125	8-1	3-1	11-2	Love-40	James-10	James-13	Lillard-40	20,562
Nov 25	DALLAS	W128- 90	9-1	3-1	12-2	Love-27	Thompson-12	James-11	Nowitzki-15	20,562
Nov 27	@Philadelphia	W112-108	9-1	4-1	13-2	Irving-39	Thompson-12	James-13	Embiid-22	19,311
Nov 29	@Milwaukee	L101-118	9-1	4-2	13-3	James-22	Love-13	James-4	Antetokounmpo-34	16,559
Dec 1	L.A. CLIPPERS	L 94-113	9-2	4-2	13-4	Irving-28	Thompson-8	James-5	Redick-23	20,562
Dec 2	@Chicago	L105-111	9-2	4-3	13-5	James-27	Love-9	James-13	Butler-26	21,775
Dec 5	@Toronto	W116-112	9-2	5-3	14-5	James-34	Love-14 Thompson-14	James-7 Irving-7	DeRozan-31	19,800
Dec 7	@New York	W126- 94	9-2	6-3	15-5	Irving-28	Thompson-20	James-7	Jennings-16	19,812
Dec 9	MIAMI	W114- 84	10-2	6-3	16-5	Love-28	Love-15	James-8	Williams-17	20,562
Dec 10	CHARLOTTE	W116-105	11-2	6-3	17-5	James-44	Thompson-12	James-10	Walker-24	20,562
Dec 13	MEMPHIS	W103- 86	12-2	6-3	18-5	Love-29	Love-13	James-8	Randolph-18	20,562
Dec 14	@Memphis	L 85- 93	12-2	6-4	18-6	J. Jones-15	Thompson-11	Felder-4	Daniels-20	17,449
Dec 17	L.A. LAKERS	W119-108	13-2	6-4	19-6	Love-27	Love-17	Irving-12	Young-32	20,562
Dec 20	@Milwaukee	W114-108 (OT)	13-2	7-4	20-6	James-34	James-12 Thompson-12	James-7	Parker-30	17,053
Dec 21	MILWAUKEE	W113-102	14-2	7-4	21-6	Irving-31	Thompson-13	Irving-13	Antetokounmpo-28	20,562
Dec 23	BROOKLYN	W119- 99	15-2	7-4	22-6	James-19	Love-15	Irving-10	Lopez-16	20,562
Dec 25	GOLDEN STATE	W109-108	16-2	7-4	23-6	James-31	James-13	Irving-10	Durant-36	20,562
Dec 26	@Detroit	L 90-106	16-2	7-5	23-7	Irving-18	Love-14	Irving-8	Harris-21	18,123
Dec 29	BOSTON	W124-118	17-2	7-5	24-7	Irving-32	Love-15	Irving-12	Thomas-31	20,562
Dec 31	@Charlotte	W121-109	17-2	8-5	25-7	James-32	Love-10	James-9	Walker-37	19,519
Jan 2	NEW ORLEANS	W 90- 82	18-2	8-5	26-7	James-26	R. Jefferson-12	James-6	Hield-20 Davis-20	20,562
Jan 4	CHICAGO	L 94-106	18-3	8-5	26-8	James-31	Thompson-11	James-7	Butler-20	20,562
Jan 6	@Brooklyn	W116-108	18-3	9-5	27-8	James-36	Love-13	James-6	Bogdanovic-23	17,732
Jan 8	@Phoenix	W120-116	18-3	10-5	28-8	James-28	Love-10 Thompson-10	Irving-7	Bledsoe-31	18,055
Jan 10	@Utah	L 92-100	18-3	10-6	28-9	James-29	Thompson-12	James-5	Hayward-28	19,911
Jan 11	@Portland	L 86-102	18-3	10-7	28-10	James-20	James-11	James-4	McCollum-27	19,393
Jan 13	@Sacramento	W120-108	18-3	11-7	29-10	Irving-26	Love-17	James-15	Cousins-26	17,608
Jan 16	@Golden State	L 91-126	18-3	11-8	29-11	James-20	Shumpert-9	Felder-3	Thompson-26	19,596
Jan 19	PHOENIX	W118-103	19-3	11-8	30-11	Irving-26	Frye-10	James-15	Bledsoe-22 Chandler-22	20,562
Jan 21	SAN ANTONIO	L115-118 (OT)	19-4	11-8	30-12	James-29 Irving-29	Thompson-12	Irving-9	Leonard-41	20,562
Jan 23	@New Orleans	L122-124	19-4	11-9	30-13	Irving-49	Love-16	James-12	Jones-36	17,758
Jan 25	SACRAMENTO	L112-116 (OT)	19-5	11-9	30-14	James-24	Love-16	James-11	Cousins-28	20,562
Jan 27	BROOKLYN	W124-116	20-5	11-9	31-14	James-31	Love-14	James-11	Kilpatrick-18	20,562
Jan 29	OKLAHOMA CITY	W107- 91	21-5	11-9	32-14	Irving-29	James-14	Irving-10	Westbrook-20	20,562
Jan 30	@Dallas	L 97-104	21-5	11-10	32-15	James-23	James-9	James-9	Barnes-24	20,202
Feb 1	MINNESOTA	W125- 97	22-5	11-10	33-15	James-27	Thompson-14	Irving-14	Towns-26	20,562
Feb 4	@New York	W111-104	22-5	12-10	34-15	James-32	Love-16	James-10	Jennings-23	19,812

CAVALIERS GAME-BY-GAME (CONT.)

Date	Opponent	Team/Opp	Home	Road	Total	High Scoring	High Rebounds	High Assists	Opponent Scoring	Atten.
Feb 6	@Washington	W140-135(OT)	22-5	13-10	35-15	Love-39	Love-12 Thompson-12	James-17	Beal-41	20,356
Feb 8	@Indiana	W132-117	22-5	14-10	36-15	Korver-29 Irving-29	Love-10 Thompson-10	James-9	Miles-23	17,580
Feb 9	@Oklahoma Cit	L109-118	22-5	14-11	36-16	Irving-28	Love-12	James-7	Westbrook-29	18,203
Feb 11	DENVER	W125-109	23-5	14-11	37-16	James-27 Irving-27	Thompson-13	James-12	Jokic-27	20,562
Feb 14	@Minnesota	W116-108	23-5	15-11	38-16	Irving-25 James-25	Thompson-11	James-14	Wiggins-41	17,738
Feb 15	INDIANA	W113-104	24-5	15-11	39-16	James-31	Thompson-12	Irving-7	Robinson-19	20,562
Feb 23	NEW YORK	W119-104	25-5	15-11	40-16	Irving-23	James-13	James-15	Lee-25	20,562
Feb 25	CHICAGO	L 99-117	25-6	15-11	40-17	Irving-34	Thompson-9 Irving-9	Irving-7	Wade-20	20,562
Feb 27	MILWAUKEE	W102- 95	26-6	15-11	41-17	Irving-25	James-10	Irving-9	Brogdon-20	20,562
Mar 1	@Boston	L 99-103	26-6	15-12	41-18	Irving-28 James-28	Thompson-13 James-13	James-10	Thomas-31	18,624
Mar 3	@Atlanta	W135-130	26-6	16-12	42-18	Irving-43	James-13	Irving-9	Hardaway-36	18,877
Mar 4	@Miami	L 92-120	26-6	16-13	42-19	Frye-21	Liggins-8	Dero. Williams-7	Dragic-23	19,600
Mar 6	MIAMI	L 98-106	26-7	16-13	42-20	Irving-32	James-17	James-6	Walters-29	20,562
Mar 9	@Detroit	L101-106	26-7	16-14	42-21	James-29	James-14	James-10	Jackson-21	19,421
Mar 11	@Orlando	W116-104	26-7	17-14	43-21	James-24	Thompson-13	James-12	Vucevic-20	18,846
Mar 12	@Houston	L112-117	26-7	17-15	43-22	James-30	Thompson-8	Irving-8	Harden-38	18,055
Mar 14	DETROIT	W128- 96	27-7	17-15	44-22	Irving-26	James-11	James-12	Harris-17	20,562
Mar 16	UTAH	W 91- 83	28-7	17-15	45-22	James-33	James-10	James-6	Gobert-20	20,562
Mar 18	@L.A. Clipper	L 78-108	28-7	17-16	45-23	R. Jefferson-12	Thompson-6 Smith-6 R. Jefferson-6	Dero. Williams-5	Griffin-23	19,379
Mar 19	@L.A. Lakers	W125-120	28-7	18-16	46-23	Irving-46	Love-15	James-7	Russell-40	18,997
Mar 22	@Denver	L113-126	28-7	18-17	46-24	Irving-33	Love-7	James-5	Harris-21	19,718
Mar 24	@Charlotte	W112-105	28-7	19-17	47-24	James-32	Love-12	James-11	Walker-28	19,511
Mar 25	WASHINGTON	L115-127	28-8	19-17	47-25	James-24	James-11	James-8	Wall-37	20,562
Mar 27	@San Antonio	L 74-103	28-8	19-18	47-26	James-17	James-8	James-8	Leonard-25	18,418
Mar 30	@Chicago	L 93- 99	28-8	19-19	47-27	James-26	Love-10 James-10	James-8	Mirotic-28	22,282
Mar 31	PHILADELPHIA	W122-105	29-8	19-19	48-27	James-34	Thompson-11	Irving-9	Luwawu-19 Holmes-19	20,562
Apr 2	INDIANA	W135-130 (2OT)	30-8	19-19	49-27	James-41	James-14	James-11	George-43	20,562
Apr 4	ORLANDO	W122-102	31-8	19-19	50-27	Love-28	Love-11 James-11	James-11	Fournier-21	20,562
Apr 5	@Boston	W114- 91	31-8	20-19	51-27	James-36	Love-16	James-6	Thomas-26	18,624
Apr 7	ATLANTA	L100-114	31-9	20-19	51-28	James-27	Love-15	James-7	Hardaway-22	20,562
Apr 9	@Atlanta	L125-126(OT)	31-9	20-20	51-29	Irving-45	James-16	James-10	Millsap-22	18,835
Apr 10	@Miami	L121-124 (OT)	31-9	20-21	51-30	Dero. Williams-35	Love-10	Dero. Williams-9	T. Johnson-24	19,673
Apr 12	TORONTO	L 83- 98	31-10	20-21	51-31	Shumpert-11	Tavares-10	Smith-4 Dero. Williams-4	Powell-25	20,562

CAVALIERS GAME-BY-GAME WITH DETAILS

2016-17 CLEVELAND CAVALIERS GAME-BY-GAME STATISTICS

(BENS=Bench Scoring, PTP=Points in the Paint, 2CP=Second Chance Points, FBP=Fast Break Points, BGL=Biggest Lead, STRK (OHR)=Cavs Streak (Overall, Home, Road))

DATE	GAME	W/L	SCORE	FG-A-%	3FG-A-%	FT-A-%	REB-ODT	AST	TO	STL	BS	BENS	PTP	2CP	FBP	BGL	STREAK (O-H-R)
10/25	CAVS	W	117	45-94-.479	13-35-.371	14-19-.737	11-40-.51	31	15	12	5	38	52	16	16	32	W1-W1-XX
	vs. Knicks		88	32-87-.368	9-27-.333	15-20-.750	13-29-.42	17	18	6	6	36	28	16	9	4	
10/28	CAVS	W	94	33-79-.418	12-32-.375	16-22-.727	9-31-.40	20	18	8	3	10	28	17	5	12	W2-W1-W1
	at Raptors		91	35-90-.389	4-16-.250	17-18-.944	18-33-.51	12	18	9	3	20	38	21	20	1	
10/29	CAVS	W	105	36-88-.409	11-37-.297	22-30-.733	13-27-.40	17	9	8	6	25	32	15	7	22	W3-W2-W1
	vs. Magic		99	28-84-.452	8-28-.286	15-26-.577	13-37-.50	21	21	6	5	29	48	25	8	3	
11/1	CAVS	W	128	43-83-.518	16-32-.500	26-31-.839	12-34-.46	22	11	4	2	34	40	12	15	10	W4-W3-W1
	vs. Rockets		120	43-90-.478	17-44-.386	17-25-.680	11-21-.32	30	7	5	2	32	48	14	12	9	
11/3	CAVS	W	128	41-84-.488	14-34-.412	23-37-.865	7-35-.42	24	8	6	6	31	38	9	23	20	W5-W4-W1
	vs. Celtics		122	46-96-.479	11-32-.344	19-22-.864	10-29-.39	25	8	4	6	33	56	20	6	3	
11/5	CAVS	W	102	37-91-.407	14-38-.368	14-18-.778	11-38-.49	23	16	10	5	31	32	11	40	18	W6-W4-W2
	at 76ers		101	40-87-.460	14-38-.368	7-12-.583	5-40-.45	21	17	9	9	54	40	10	13	5	
11/8	CAVS	L	106	37-99-.374	11-42-.262	21-25-.840	13-26-.39	21	4	12	1	24	40	22	15	5	L1-L1-W2
	vs. Hawks		110	41-81-.506	11-29-.379	17-24-.708	11-39-.50	22	19	1	4	24	42	14	2	18	
11/11	CAVS	W	105	36-86-.419	14-33-.424	19-26-.731	13-34-.47	16	15	9	6	16	38	14	12	12	W1-L1-W3
	at Wizards		94	38-87-.437	3-15-.200	15-19-.789	10-36-.46	16	15	7	5	29	30	17	19	12	
11/13	CAVS	W	100	39-92-.424	14-38-.368	8-15-.533	12-41-.53	25	9	3	9	39	34	16	14	11	W2-W1-W3
	vs. Hornets		93	36-95-.379	11-29-.379	10-12-.833	10-35-.45	23	5	7	3	30	32	9	11	5	
11/15	CAVS	W	121	44-83-.530	13-33-.394	20-28-.714	10-36-.46	26	17	4	7	30	44	20	7	12	W3-W2-W3
	vs. Raptors		117	46-96-.479	13-29-.448	12-18-.667	12-28-.40	24	8	11	8	29	52	15	25	7	
11/16	CAVS	L	93	35-86-.407	11-30-.367	12-20-.600	11-40-.51	19	18	3	5	33	24	19	4	3	L1-W2-L1
	at Pacers		103	43-86-.500	10-28-.357	7-11-.636	5-35-.40	22	10	8	12	27	44	6	23	13	
11/18	CAVS	W	104	40-83-.482	11-25-.440	13-14-.929	5-47-.52	26	13	4	8	29	28	7	5	33	W1-W3-L1
	vs. Pistons		81	29-93-.312	6-19-.316	17-20-.850	11-33-.44	23	7	5	4	44	26	16	4	6	
11/23	CAVS	W	137	48-90-.533	21-36-.583	20-27-.741	9-32-.41	30	11	6	4	32	40	13	11	23	W2-W4-L1
	vs. Trail Blazers		125	47-90-.522	13-29-.448	18-19-.947	9-29-.38	27	9	6	6	38	56	13	15	0	
11/25	CAVS	W	128	43-85-.506	20-43-.465	22-24-.917	9-38-.47	30	14	9	3	43	32	18	15	45	W3-W5-L1
	vs. Mavericks		90	37-91-.407	8-35-.229	8-12-.667	11-28-.39	29	14	5	4	51	28	12	4	2	
11/27	CAVS	W	112	38-92-.413	12-40-.300	24-28-.857	14-32-.46	19	10	5	3	10	46	9	16	11	W4-W5-W1
	at 76ers		108	43-92-.467	15-34-.441	7-10-.700	13-37-.50	29	16	5	5	40	50	15	9	14	
11/29	CAVS	L	101	32-75-.427	14-39-.359	23-31-.742	7-28-.35	17	20	7	6	32	34	15	14	14	L1-W5-L1
	at Bucks		118	46-86-.535	7-19-.368	19-23-.826	10-33-.43	22	17	15	6	48	68	17	20	22	
12/1	CAVS	L	94	28-69-.406	9-24-.375	29-39-.744	6-30-.36	12	18	5	3	28	18	6	10	6	L2-L1-L1
	vs. Clippers		113	42-89-.472	13-31-.419	16-24-.667	14-33-.47	33	12	7	3	46	30	19	27	27	
12/2	CAVS	L	105	45-83-.542	10-26-.385	5-10-.500	6-27-.33	30	20	5	1	23	60	2	7	8	L3-L1-L2
	at Bulls		111	47-96-.490	3-18-.167	14-17-.842	16-33-.49	31	12	11	4	13	78	22	11	11	
12/5	CAVS	W	116	40-84-.476	14-32-.438	22-27-.815	13-35-.48	21	16	4	3	22	32	19	9	15	W1-L1-W1
	at Raptors		112	38-88-.432	13-32-.406	23-27-.852	10-23-.33	22	7	8	5	39	32	14	16	6	
12/7	CAVS	W	126	39-80-.488	22-40-.550	26-31-.839	10-36-.46	23	12	11	4	43	20	9	23	34	W2-L1-W2
	at Knicks		94	35-87-.402	11-31-.355	13-15-.867	13-30-.43	22	16	6	3	38	28	20	8	0	
12/9	CAVS	W	114	46-83-.554	9-24-.375	13-19-.684	11-36-.47	23	11	7	9	29	50	13	19	30	W3-W1-W2
	vs. Heat		84	31-89-.348	6-27-.222	16-21-.762	22-23-.45	18	15	6	3	39	40	20	6	2	
12/10	CAVS	W	116	42-73-.575	13-31-.419	19-28-.679	7-33-.40	25	18	8	2	20	38	6	7	19	W4-W2-W2
	vs. Hornets		105	39-86-.453	10-27-.370	17-24-.708	12-27-.39	24	14	5	0	42	40	6	5	2	
12/13	CAVS	W	103	37-81-.457	12-31-.387	17-23-.739	10-36-.46	21	18	8	4	19	36	16	8	22	W5-W3-W2
	vs. Grizzlies		86	35-86-.407	4-22-.182	12-15-.800	11-32-.43	19	16	10	6	32	44	8	6	2	
12/14	CAVS	L	85	28-75-.373	9-25-.360	20-31-.645	7-33-.40	10	12	11	2	49	28	3	13	0	L1-W3-L1
	at Grizzlies		93	35-81-.432	12-23-.522	11-16-.688	14-41-.55	22	18	10	2	52	30	20	10	25	
12/17	CAVS	W	119	46-89-.517	15-33-.455	12-18-.667	11-33-.44	30	8	8	3	25	50	16	13	12	W1-W4-L1
	vs. Lakers		108	41-86-.477	16-37-.432	10-13-.769	10-31-.41	30	12	3	2	34	30	16	10	8	
12/20	CAVS	W	114	37-91-.407	17-40-.425	23-27-.852	9-34-.43	19	10	5	2	28	28	10	10	18	W2-W4-W1
	at Bucks	OT	108	40-87-.460	7-27-.259	21-29-.724	11-40-.51	22	15	6	6	23	54	17	20	4	
12/21	CAVS	W	113	43-87-.494	15-27-.556	12-19-.632	11-33-.44	30	12	3	7	33	48	10	5	21	W3-W5-W1
	vs. Bucks		102	36-77-.468	9-22-.409	21-29-.724	6-33-.39	24	9	7	8	38	44	9	20	2	

CAVALIERS GAME-BY-GAME WITH DETAILS (CONT.)

2016-17 CLEVELAND CAVALIERS GAME-BY-GAME STATISTICS																	
(BENS=Bench Scoring, PTP=Points in the Paint, 2CP=Second Chance Points, FBP=Fast Break Points, BGL=Biggest Lead, STRK (OHR)=Cavs Streak (Overall, Home, Road))																	
DATE	GAME	W/L	SCORE	FG-A-%	3FG-A-%	FT-A-%	REB-ODT	AST	TO	STL	BS	BENS	PTP	2CP	FBP	BGL	STREAK (O-H-R)
12/23	CAVS	W	119	45-99-.455	8-35-.229	21-24-.875	11-40-51	28	11	12	4	54	60	21	22	46	W4-W6-W1
	vs. Nets		99	38-85-.447	8-30-.267	15-18-.833	7-37-44	22	19	6	7	53	48	9	12	0	
12/25	CAVS	W	109	37-95-.389	12-35-.343	23-32-.719	18-26-44	20	12	14	2	25	44	17	3	2	W5-W7-W1
	vs. Warriors		108	37-77-.481	9-30-.300	25-29-.862	5-37-42	25	20	8	4	13	50	8	16	14	
12/26	CAVS	L	90	30-79-.380	11-28-.393	19-23-.826	10-37-47	19	22	8	3	46	28	13	4	0	L1-W7-L1
	at Pistons		106	41-93-.441	16-28-.571	8-15-.553	11-35-46	25	12	12	4	36	28	6	16	21	
12/29	CAVS	W	124	43-83-.518	14-38-.368	24-33-.727	13-33-46	29	18	7	3	20	44	9	12	20	W1-W8-L1
	vs. Celtics		118	43-85-.506	12-37-.324	20-21-.952	6-23-29	26	11	15	4	45	48	4	17	6	
12/31	CAVS	W	121	43-85-.506	14-31-.452	21-25-.840	8-27-35	17	6	6	1	26	48	10	10	19	W2-W8-W1
	at Hornets		109	40-78-.513	9-24-.375	20-23-.870	10-29-39	24	13	3	7	31	50	16	20	2	
1/2	CAVS	W	90	34-90-.378	6-31-.194	16-22-.727	11-45-56	16	13	9	5	44	40	8	10	8	W3-W9-W1
	vs. Pelicans		82	32-88-.364	11-26-.423	7-10-.700	8-37-45	26	13	6	6	19	26	2	13	10	
1/4	CAVS	L	94	34-83-.410	8-25-.320	18-24-.750	16-28-44	13	15	6	2	23	36	15	10	13	L1-L1-W1
	vs. Bulls		106	41-85-.482	13-30-.433	11-15-.733	12-31-43	23	13	8	4	39	36	7	9	17	
1/6	CAVS	W	116	38-88-.432	9-33-.273	31-43-.721	5-41-46	19	12	14	3	16	38	12	22	24	W1-L1-W2
	at Nets		108	41-91-.451	9-30-.300	17-19.895	10-42-52	21	19	6	1	46	54	10	32	4	
1/8	CAVS	W	120	44-82-.537	15-34-.441	17-19-.895	13-25-38	15	20	8	5	25	54	18	20	22	W2-L1-W3
	at Suns		116	46-87-.529	9-27-.333	15-19-.789	13-23-36	23	14	12	7	20	66	9	30	5	
1/10	CAVS	L	92	31-85-.365	9-31-.290	21-25-.840	13-29-42	15	18	6	2	13	32	14	20	6	L1-L1-L1
	at Jazz		100	38-79-.481	13-34-.382	11-19-.579	11-35-46	22	20	8	4	18	40	12	10	16	
1/11	CAVS	L	86	28-82-.341	9-30-.300	21-28-.750	13-35-48	14	16	5	4	27	24	13	11	3	L2-L1-L2
	at Trail Blazers		102	40-93-.430	10-30-.333	12-16-.750	13-38-51	29	12	6	9	33	46	11	12	24	
1/13	CAVS	W	120	44-87-.506	15-37-.405	17-22-.773	10-29-39	27	12	11	3	38	34	10	24	24	W1-L1-W1
	at Kings		108	42-80-.525	9-25-.360	15-19-.789	11-31-42	23	21	7	5	34	52	10	6	3	
1/16	CAVS	L	91	31-88-.352	9-34-.265	20-27-.741	7-28-35	11	15	7	4	30	34	12	13	0	L1-L1-L1
	at Warriors		126	46-91-.505	15-34-.441	19-24-.792	11-47-58	37	17	10	11	44	46	12	37	39	
1/19	CAVS	W	118	43-85-.506	19-43-.442	13-19-.684	4-32-36	29	12	7	6	38	40	11	18	22	W1-W1-L1
	vs. Suns		103	37-85-.435	4-19-.221	25-31-.806	15-31-46	23	16	10	4	14	54	20	14	2	
1/21	CAVS	L	115	45-91-.495	13-34-.382	12-22-.545	11-36-47	25	18	7	1	19	44	6	13	11	L1-L1-L1
	vs. Spurs	OT	118	48-96-.500	10-26-.385	12-14-.857	10-36-46	32	14	6	6	27	48	15	25	9	
1/23	CAVS	L	122	43-93-.462	15-37-.405	21-25-.840	11-34-45	24	12	6	3	13	46	14	25	9	L2-L1-L2
	at Pelicans		124	43-87-.494	16-39-.410	22-30-.733	8-35-43	26	8	8	11	40	44	9	24	22	
1/25	CAVS	L	112	40-82-.488	15-38-.395	17-34-.500	13-34-47	29	18	9	6	25	38	14	21	10	L3-L2-L2
	vs. Kings	OT	116	43-95-.453	11-31-.355	19-22-.864	11-36-47	29	12	13	3	35	42	10	6	10	
1/27	CAVS	W	124	49-92-.533	13-36-.361	13-20-.650	9-38-47	26	14	4	6	36	44	12	10	23	W1-W1-L2
	vs. Nets		116	43-87-.494	16-33-.485	14-16-.875	4-33-37	23	11	9	2	53	46	8	16	2	
1/29	CAVS	W	107	41-92-.446	8-29-.276	17-22-.773	9-43-52	22	10	9	6	17	52	5	14	20	W2-W2-L2
	vs. Thunder		91	37-100-.370	6-26-.231	11-16-.688	13-42-55	20	16	5	4	31	52	15	11	7	
1/30	CAVS	L	97	35-75-.467	12-32-.375	15-21-.714	6-36-42	17	17	6	3	37	34	4	20	8	L1-W2-L3
	at Mavericks		104	39-86-.453	9-32-.281	17-18-.944	10-32-42	19	9	11	2	16	36	19	19	17	
2/1	CAVS	W	125	48-89-.539	15-37-.405	14-22-.636	12-36-48	37	10	10	10	39	52	11	20	29	W1-W3-L3
	vs. Timberwolves		97	41-94-.436	7-21-.333	8-10-.800	12-26-38	26	13	7	3	24	44	17	14	8	
2/4	CAVS	W	111	41-84-.488	16-40-.400	13-18-.722	12-37-49	20	17	3	0	34	40	15	7	27	W2-W3-W1
	at Knicks		104	39-86-.453	12-31-.387	14-28-.500	13-29-42	23	11	9	7	34	40	22	20	5	
2/6	CAVS	W	140	49-92-.533	19-38-.500	23-28-.821	12-34-46	31	20	7	2	24	54	18	14	7	W3-W3-W2
	at Wizards	OT	135	50-99-.505	12-29-.414	23-26-.885	11-32-43	29	12	9	5	16	54	10	10	9	
2/8	CAVS	W	132	46-84-.548	16-36-.444	24-26-.923	5-34-39	24	10	7	5	49	30	4	9	20	W4-W3-W3
	at Pacers		117	41-82-.500	13-25-.520	22-26-.846	7-31-38	24	12	7	2	28	28	11	10	15	
2/9	CAVS	L	109	38-79-.481	10-21-.476	23-30-.767	5-30-35	14	16	9	6	32	52	13	14	4	L1-W3-L1
	at Thunder		118	50-106-.472	8-27-.296	10-13-.769	17-34-51	24	14	10	5	30	38	19	16	12	
2/11	CAVS	W	125	46-84-.548	15-30-.500	18-22-.818	8-37-45	30	16	9	4	33	46	8	18	22	W1-W4-L1
	vs. Nuggets		109	39-97-.402	12-37-.324	19-22-.864	17-28-45	23	12	8	4	38	46	18	13	8	
2/14	CAVS	W	116	44-86-.512	13-39-.333	15-22-.682	9-34-43	27	10	3	4	22	44	13	15	14	W2-W4-W1
	at Timberwolves		108	42-86-.488	9-23-.391	15-19-.789	8-33-41	27	11	6	2	18	44	6	15	9	
2/15	CAVS	W	113	39-82-.476	18-39-.462	17-19-.895	9-31-40	23	8	6	2	34	36	13	16	17	W3-W5-W1
	vs. Pacers		104	40-86-.465	12-24-.500	12-14-.857	13-30-43	30	12	2	1	38	42	13	7	8	

CAVALIERS GAME-BY-GAME WITH DETAILS (CONT.)

2016-17 CLEVELAND CAVALIERS GAME-BY-GAME STATISTICS																	
(BENS=Bench Scoring, PTP=Points in the Paint, 2CP=Second Chance Points, FBP=Fast Break Points, BGL=Biggest Lead, STRK (OHR)=Cavs Streak (Overall, Home, Road))																	
DATE	GAME	W/L	SCORE	FG-A-%	3FG-A-%	FT-A-%	REB-ODT	AST	TO	STL	BS	BENS	PTP	2CP	FBP	BGL	STREAK (O-H-R)
2/23	CAVS	W	119	46-87-.529	15-38-.395	12-15-.800	8-37-45	29	13	5	10	49	42	12	13	21	W4-W6-W1
	vs. Knicks		104	42-100-.420	8-26-.308	12-17-.706	15-34-49	24	13	4	7	27	28	16	13	8	
2/25	CAVS	L	99	37-80-.463	14-37-.378	11-15-.733	4-36-40	24	12	5	3	36	28	3	11	6	L1-L1-W1
	vs. Bulls		117	46-93-.495	15-30-.500	10-16-.625	10-37-47	34	7	6	0	56	38	18	15	20	
2/27	CAVS	W	102	35-70-.500	10-27-.370	22-26-.846	4-41-45	20	16	4	2	31	38	6	9	12	W1-W1-W1
	vs. Bucks		95	37-83-.446	11-29-.379	10-16-.625	5-28-33	27	8	3	5	57	38	12	2	7	
3/1	CAVS	L	99	37-91-.407	10-33-.303	15-22-.682	12-29-41	20	11	3	5	29	50	17	12	9	L1-W1-L1
	at Celtics		103	36-78-.462	13-31-.419	18-23-.789	8-39-47	28	12	4	6	30	42	6	10	4	
3/3	CAVS	W	135	47-86-.547	25-46-.543	16-20-.800	5-28-33	31	14	7	5	31	28	10	13	25	W1-W1-W1
	at Hawks		130	49-91-.538	10-26-.385	22-30-.733	11-32-43	30	12	7	4	52	56	13	21	0	
3/4	CAVS	L	92	35-73-.479	11-27-.407	11-18-.611	8-25-33	20	16	4	1	46	38	4	2	8	L1-W1-L1
	at Heat		120	46-88-.523	18-34-.529	10-12-.833	15-33-48	20	11	6	4	53	44	16	11	31	
3/6	CAVS	L	98	35-78-.449	9-27-.333	19-29-.655	11-41-52	15	17	3	6	18	30	14	9	3	L2-L1-L1
	vs. Heat		106	39-91-.429	16-35-.457	12-14-.857	8-30-38	23	8	7	6	29	36	8	5	20	
3/9	CAVS	L	101	39-84-.464	11-39-.282	12-19-.632	8-33-41	24	10	5	0	24	48	8	7	15	L3-L1-L2
	at Pistons		106	41-87-.471	9-26-.346	15-19-.789	11-34-45	22	9	6	2	23	46	15	12	10	
3/11	CAVS	W	116	43-86-.500	15-39-.385	15-25-.600	9-42-51	30	9	2	5	38	46	12	8	14	W1-L1-W1
	at Magic		104	38-96-.396	4-21-.190	24-28-.857	15-38-53	17	6	6	1	34	44	14	21	4	
3/12	CAVS	L	112	42-80-.525	17-43-.395	11-13-.846	4-34-38	24	15	3	6	23	40	7	6	14	L1-L1-L1
	at Rockets		117	41-96-.427	16-35-.356	19-28-.679	20-32-52	25	6	10	4	30	50	15	14	9	
3/14	CAVS	W	128	46-77-.597	19-30-.630	17-23-.739	3-38-41	29	9	4	3	48	24	5	24	38	W1-W1-L1
	vs. Pistons		96	37-99-.374	4-19-.211	18-19-.947	16-29-45	19	8	6	1	41	36	18	11	3	
3/16	CAVS	W	91	36-86-.419	9-33-.273	10-19-.526	11-41-52	14	12	6	2	16	38	6	8	14	W2-W2-L1
	vs. Jazz		83	34-82-.415	5-21-.238	10-14-.714	11-37-48	18	17	6	3	17	48	12	8	3	
3/18	CAVS	L	78	32-83-.386	5-27-.185	9-13-.692	4-36-40	15	12	5	0	26	30	5	7	4	L1-W2-L1
	at Clippers		108	40-78-.513	8-26-.308	20-29-.690	7-47-54	27	15	4	3	49	44	12	15	32	
3/19	CAVS	W	125	45-85-.529	13-36-.361	22-27-.815	10-34-44	19	10	4	2	14	54	10	18	9	W1-W2-W1
	at Lakers		120	47-91-.516	11-27-.407	15-19-.789	10-30-40	23	6	5	2	23	58	17	16	11	
3/22	CAVS	L	113	43-85-.506	15-37-.405	12-14-.857	7-31-38	22	10	4	4	46	30	16	9	4	L1-W2-L1
	at Nuggets		126	51-96-.531	11-26-.423	13-13-1.000	10-34-44	34	6	7	1	56	70	14	8	21	
3/24	CAVS	W	112	41-74-.554	9-25-.360	21-24-.875	3-35-38	26	12	6	5	22	40	7	12	12	W1-W2-W1
	at Hornets		105	38-90-.422	10-38-.263	19-24-.792	14-28-42	18	11	6	4	28	50	24	7	7	
3/25	CAVS	L	115	41-83-.494	12-33-.364	21-27-.778	11-21-32	24	13	6	6	36	46	16	4	2	L1-L1-W1
	vs. Wizards		127	49-82-.598	8-18-.444	21-26-.808	11-29-40	24	12	10	4	29	58	15	27	17	
3/27	CAVS	L	74	31-83-.373	4-26-.154	8-13-.615	9-31-40	20	19	8	2	24	40	9	18	3	L2-L1-L2
	at Spurs		103	41-86-.477	7-26-.269	14-17-.842	10-42-52	24	12	11	7	49	56	16	22	33	
3/30	CAVS	L	93	37-83-.446	10-27-.370	9-16-.563	9-35-44	23	15	6	5	12	46	9	11	11	L3-L1-L3
	at Bulls		99	38-90-.442	12-25-.480	11-18-.611	15-36-51	26	14	11	3	25	38	21	8	10	
3/31	CAVS	W	122	50-95-.526	13-29-.448	9-16-.563	13-36-49	30	9	8	4	25	54	11	13	32	W1-W1-L3
	vs. 76ers		105	40-82-.488	11-33-.333	14-19-.737	7-35-42	26	18	7	2	47	46	16	9	3	
4/2	CAVS	W	135	47-95-.495	18-43-.419	23-33-.697	15-41-56	29	16	7	4	21	40	17	10	14	W2-W2-L3
	vs. Pacers	2OT	130	48-105-.457	16-41-.390	18-20-.900	12-34-46	32	11	6	3	36	48	13	5	7	
4/4	CAVS	W	122	44-82-.537	18-36-.500	16-21-.762	5-37-42	30	12	9	3	31	34	6	19	22	W3-W3-L3
	vs. Magic		102	33-86-.384	11-33-.333	25-26-.962	11-32-43	23	14	8	3	39	24	14	14	7	
4/5	CAVS	W	114	43-92-.467	11-36-.306	17-18-.944	13-38-51	19	10	7	5	22	58	13	19	29	W4-W3-W1
	at Celtics		91	33-81-.407	7-33-.212	18-29-.621	8-30-38	21	13	6	4	28	48	12	11	1	
4/7	CAVS	L	100	39-81-.481	9-36-.250	13-17-.765	3-35-38	23	14	5	3	21	50	3	14	9	L1-L1-W1
	vs. Hawks		114	45-89-.506	16-37-.432	8-8-1.000	6-36-42	39	11	7	3	55	42	7	16	20	
4/9	CAVS	L	125	45-98-.459	19-46-.413	16-20-.800	13-40-53	28	17	4	2	16	48	26	19	26	L2-L1-L1
	at Hawks	OT	126	44-96-.468	9-31-.290	29-37-.784	10-35-45	31	12	8	4	44	58	6	9	4	
4/10	CAVS	L	121	44-89-.494	14-35-.400	19-22-.864	7-40-47	19	21	7	6	24	32	6	0	15	L3-L1-L2
	at Heat	OT	124	44-95-.463	12-33-.364	24-34-.706	9-37-46	28	13	9	6	43	50	20	8	7	
4/12	CAVS	L	83	28-76-.368	10-37-.270	17-24-.708	10-33-43	20	15	5	7	44	28	10	3	3	L4-L2-L2
	vs. Raptors		98	40-86-.465	8-26-.308	10-16-.625	12-36-48	20	9	8	2	42	50	15	7	21	

CAVALIERS SEASON HIGHS AND LOWS

CAVALIERS SEASON HIGHS AND LOWS						
HIGHS			CATEGORY	LOWS		
DATE	TOTAL	GAME		GAME	TOTAL	DATE
2/6/17	140*	at WAS	Points	at SAS	74	3/27/17
11/23/16	81 (1st H)	vs. POR	Points (Half)	at LAC	31 (1st H)	3/18/17
11/23/16	81	vs. POR	Points (1st Half)	at LAC	31	3/18/17
2/8/17	75	at IND	Points (2nd Half)	at SAS	34	3/27/17
11/23/16	46 (1st Q)	vs. POR	Points (Quarter)	at UTA	12 (2nd Q)	1/10/17
11/23/16	46	vs. POR	Points (1st QTR)	vs. NOP	15	1/2/17
2/14/17	43	at MIN	Points (2nd QTR)	at UTA	12	1/10/17
4/4/17	43	vs. ORL	Points (3rd QTR)	vs. MEM	15 (2x)	12/13/16
3/19/17	43 (2x)	at LAL	Points (4th QTR)	at SAS	16 (2x)	3/27/17
3/31/17	50	vs. PHI	FG Made	vs. TOR	28 (4x)	4/12/17
12/23/16	99 (2x)	vs. BKN	FG Attempted	vs. LAC	69	12/1/16
3/14/17	.597	vs. DET	FG Percentage	at POR	.341	1/11/17
3/3/17	25	at ATL	3FG Made	at SAS	4	3/27/17
4/9/17	46 (2x)*	at ATL	3FG Attempted	at OKC	21	2/9/17
3/14/17	.633	vs. DET	3FG Percentage	at SAS	.154	3/27/17
11/3/16	32	vs. BOS	FT Made	at CHI	5	12/2/16
1/6/17	43	at BKN	FT Attempted	at CHI	10	12/2/16
4/5/17	.944	at BOS	FT Percentage	vs. SAC	.500 (2x)*	1/25/17
4/2/17	56 (2x)*	vs. IND	Rebounds	vs. WAS	32	3/25/17
12/25/16	18	vs. GSW	Off. Rebounds	vs. ATL	3 (3x)	4/7/17
11/18/16	47	vs. DET	Def. Rebounds	vs. WAS	21	3/25/17
2/1/17	37	vs. MIN	Assists	at MEM	10	12/14/16
1/6/17	14 (2x)	at BKN	Steals	at ORL	1	3/11/17
12/26/16	22	at DET	Turnovers	at CHA	6 (2x)	12/31/16
2/4/17	29 (2x)	at NYK	Opp. Pts Off Turnovers	vs. ATL	4	11/8/16
2/23/17	10 (2x)	vs. NYK	Blocked Shots	at LAC	0 (2x)	3/18/17
4/9/17	27 (2x)*	at ATL	Fouls	vs. ATL	10	4/7/17
12/23/16	46	vs. BKN	Biggest Lead (Left)/Deficit (Right)	at GSW	39	1/16/17
OPPONENT SEASON HIGHS AND LOWS						
HIGHS			CATEGORY	LOWS		
DATE	TOTAL	TEAM		DATE	TOTAL	TEAM
2/6/17	135*	at WAS	Points	11/18/16	81	vs. DET
1/16/17	78 (1st H)	at GSW	Points (Half)	2/1/17	37 (2nd H)	vs. MIN
1/16/17	78	at GSW	Points (1st Half)	11/25/16	38	vs. DAL
11/3/16	71	vs. BOS	Points (2nd Half)	2/1/17	37	vs. MIN
4/9/17	44 (4th Q)*	at ATL	Points (Quarter)	1/2/17	13 (4th Q)	vs. NOP
3/25/17	40	vs. WAS	Points (1st QTR)	3/18/17	14	at LAC
1/16/17	41	at GSW	Points (2nd QTR)	11/25/16	17	at TOR
3/30/17	37 (2x)	at CHI	Points (3rd QTR)	12/13/16	15	vs. MEM
4/9/17	44*	at ATL	Points (4th QTR)	1/2/17	13	vs. NOP
3/22/17	51	at DEN	FG Made	11/18/16	29	vs. DET
2/9/17	106	at OKC	FG Attempted	12/25/16	77 (2x)	vs. GSW
3/25/17	.598	vs. WAS	FG Percentage	11/18/16	.312	vs. DET
3/4/17	18	at MIA	3FG Made	12/2/16	3 (2x)	at CHI
3/12/17	45	at HOU	3FG Attempted	11/11/16	15	at WAS
12/26/16	.571	at DET	3FG Percentage	12/2/16	.167	at CHI
4/9/17	29*	at ATL	FT Made	1/2/17	7 (4x)	vs. NOP
4/9/17	37*	at ATL	FT Attempted	4/7/17	8	vs. ATL
4/7/17	1.000 (2x)	vs. ATL	FT Percentage	2/4/17	.500	at NYK
1/16/17	58	at GSW	Rebounds	12/29/16	29	vs. BOS
12/9/16	23	vs. MIA	Off. Rebounds	3/18/17	4 (2x)	at LAC
3/18/17	47 (2x)	at LAC	Def. Rebounds	11/1/16	21	vs. HOU
4/7/17	39	vs. ATL	Assists	10/28/16	12	at TOR
12/29/16	15 (2x)	vs. BOS	Steals	11/8/16	1	vs. ATL
1/13/17	21 (2x)	at SAC	Turnovers	3/11/17	5 (2x)	at ORL
3/31/17	29	vs. PHI	Opp. Pts Off Turnovers	3/6/17	4	vs. MIA
11/16/16	12	at IND	Blocked Shots	3/22/17	0 (3x)	at DEN
1/6/17	34	at BKN	Fouls	2/25/17	13	vs. CHI

* denotes overtime / Most recent game for multiple occurrences

CAVALIERS TOP SINGLE-GAME PERFORMANCES

CAVALIERS		
PLAYER	TOTAL	OPPONENT/DATE
POINTS		
Kyrie Irving	49	at NOP 1/23
Kyrie Irving	46	at LAL 3/19
Kyrie Irving	45*	at ATL 4/9
LeBron James	44	vs. CHA 12/10
Kyrie Irving	43	at ATL 3/3
LeBron James	41*	vs. IND 4/2
Kevin Love	40	vs. POR 11/23
REBOUNDS		
Tristan Thompson	20	at NYK 12/7
LeBron James	17	vs. MIA 3/6
Kevin Love	17	at SAC 1/13
Kevin Love	17	vs. LAL 12/17
OFFENSIVE REBOUNDS		
Tristan Thompson	9	vs. CHI 1/4
Tristan Thompson	8	vs. MIN 2/1
Tristan Thompson	7	vs. PHI 3/31
Tristan Thompson	7	vs. IND 2/15
Tristan Thompson	7	vs. MIL 12/21
Kevin Love	7	at WAS 11/11
DEFENSIVE REBOUNDS		
Kevin Love	15	vs. ATL 4/7
LeBron James	14	vs. MIA 3/6
Kevin Love	14	vs. BKN 12/23
Kevin Love	14	vs. LAL 12/17
Tristan Thompson	14	at NYK 12/7
ASSISTS		
LeBron James	17*	at WAS 2/6
LeBron James	15	vs. NYK 2/23
LeBron James	15	vs. PHX 1/19
LeBron James	15	at SAC 1/13
LeBron James	15	vs. TOR 11/15
BLOCKS		
Edy Tavares	6	vs. TOR 4/12
Tristan Thompson	4	vs. NYK 2/23
Tristan Thompson	4	vs. OKC 1/29
Tristan Thompson	4	vs. MIL 12/21
Tristan Thompson	4	vs. DET 11/18
STEALS		
Kyrie Irving	7	vs. GSW 12/25
Kyrie Irving	6	vs. BKN 12/23
FIELD GOALS MADE		
LeBron James	17	vs. CHA 12/10
Kyrie Irving	16*	at ATL 4/9
LeBron James	16*	vs. IND 4/2
FIELD GOALS ATTEMPTED		
Kyrie Irving	30*	at ATL 4/9
LeBron James	29*	vs. IND 4/2
Kyrie Irving	28	at BKN 1/6
FREE THROWS MADE		
LeBron James	14	at CHA 3/24
Kevin Love	12	vs. BOS 11/3
Kyrie Irving	11*	vs. IND 4/2
Kevin Love	11*	at WAS 2/6
Kyrie Irving	11	at NOP 1/23
Kyrie Irving	11	vs. LAC 12/1
FREE THROWS ATTEMPTED		
LeBron James	16	at CHA 3/24
LeBron James	14	at NYK 12/7
Tristan Thompson	13	at BKN 1/6
Kevin Love	13	vs. BOS 11/3
3-POINT FIELD GOALS MADE		
Kyrie Irving	8*	at ATL 4/9
Kyle Korver	8	at IND 2/8
Kyrie Irving	8	at NOP 1/23
Kevin Love	8	vs. POR 11/23
Kevin Love	7	vs. DAL 11/25
3-POINT FIELD GOALS ATTEMPTED		
Kevin Love	16	vs. BOS 12/29
Kyrie Irving	14	at NOP 1/23
James Jones	12	vs. TOR 4/12
Kevin Love	12	at NYK 12/7
Kevin Love	12	vs. POR 11/23
Channing Frye	12	vs. CHA 11/13
MINUTES		
LeBron James	52*	vs. IND 4/2
LeBron James	47*	at ATL 4/9
LeBron James	47*	at MIL 12/20
Deron Williams	46*	at MIA 4/10
Kyrie Irving	46*	vs. IND 4/2
POINTS IN A QUARTER		
Kevin Love	34 (1st Q)	vs. POR 11/23
Kyrie Irving	20 (3rd Q)	vs. BKN 1/27
LeBron James	20 (3rd Q)	vs. BOS 11/3
POINTS IN A HALF		
Kyrie Irving	35 (2nd H)	at NOP 1/23
Kevin Love	34 (1st H)	vs. POR 11/23
LeBron James	26 (2nd H)	vs. CHA 12/10
Kyrie Irving	26 (2nd H)	at PHI 11/27
Kyrie Irving	25 (2nd H)	at LAL 3/19
POINTS IN AN OVERTIME PERIOD		
Kyrie Irving	11	at WAS 2/6
Kevin Love	9	vs. IND 4/2

OPPONENTS		
PLAYER	TOTAL	OPPONENT/DATE
POINTS		
Paul George	43*	vs. IND 4/2
Andrew Wiggins	41	at MIN 2/14
Bradley Beal	41*	at WAS 2/6
Kawhi Leonard	41*	vs. SAS 1/21
James Harden	41	vs. HOU 11/1
D'Angelo Russell	40	at LAL 3/19
Damian Lillard	40	vs. POR 11/23
REBOUNDS		
Rudy Gobert	19	vs. UTA 3/16
Hassan Whiteside	18*	at MIA 4/10
DeAndre Jordan	17	at LAC 3/18
Andre Drummond	17	at DET 12/26
Dwight Howard	17	vs. ATL 11/8
Jonas Valanciunas	17	at TOR 10/28
OFFENSIVE REBOUNDS		
Steven Adams	9	at OKC 2/9
Tyson Chandler	8	vs. PHX 1/19
Willie Reed	8	vs. MIA 12/9
DeAndre Jordan	8	vs. LAC 12/1
DEFENSIVE REBOUNDS		
Kevin Durant	15	vs. GSW 12/25
Dwight Howard	15	vs. ATL 11/8
Hassan Whiteside	14*	at MIA 4/10
Rudy Gobert	14	vs. UTA 3/16
ASSISTS		
Ricky Rubio	16	at MIN 2/14
Rajon Rondo	15	at CHI 3/30
James Harden	15	vs. HOU 11/1
Jeff Teague	14	at IND 2/8
BLOCKS		
Draymond Green	5	at GSW 1/16
Monta Ellis	5	at IND 11/16
Danny Green	4	at SAS 3/27
Rudy Gay	4	at SAC 1/13
Terrence Ross	4	at TOR 12/5
Myles Turner	4	at IND 11/16
Joel Embiid	4	at PHI 11/5
STEALS		
Josh Richardson	5*	at MIA 4/10
Luc Mbah a Moute	5	vs. LAC 12/1
Giannis Antetokounmpo	5	at MIL 11/29
FIELD GOALS MADE		
Paul George	16*	vs. IND 4/2
Andrew Wiggins	16	at MIN 2/14
Bradley Beal	16*	at WAS 2/6
FIELD GOALS ATTEMPTED		
Paul George	33*	vs. IND 4/2
DeMarcus Cousins	30*	vs. SAC 1/25
Kawhi Leonard	30*	vs. SAS 1/21
FREE THROWS MADE		
Isaiah Thomas	14	vs. BOS 11/3
Devin Booker	13	vs. PHX 1/19
Isaiah Thomas	13	vs. BOS 12/29
Giannis Antetokounmpo	13	vs. MIL 12/21
Giannis Antetokounmpo	13*	at MIL 12/20
FREE THROWS ATTEMPTED		
Giannis Antetokounmpo	15*	at MIL 12/20
Devin Booker	14	vs. PHX 1/19
Giannis Antetokounmpo	14	vs. MIL 12/21
Isaiah Thomas	14	vs. BOS 11/3
James Harden	14	vs. HOU 11/1
3-POINT FIELD GOALS MADE		
Nick Young	8	vs. LAL 12/17
D'Angelo Russell	7	at LAL 3/19
Paul George	6*	vs. IND 4/2
Nikola Mirotic	6	at CHI 3/30
C.J. Miles	6	at IND 2/8
Bradley Beal	6*	at WAS 2/6
Brandon Jennings	6	at NYK 2/4
3-POINT FIELD GOALS ATTEMPTED		
Paul George	16*	vs. IND 4/2
James Harden	14	at HOU 3/12
Bradley Beal	14*	at WAS 2/6
Nick Young	14	vs. LAL 12/17
MINUTES		
Paul George	48*	vs. IND 4/2
Myle Turner	47*	vs. IND 4/2
Kawhi Leonard	46*	vs. SAS 1/21
Josh Richardson	46*	at MIA 4/10
Jabari Parker	46*	at MIL 12/20
POINTS IN A QUARTER		
Andrew Wiggins	19 (3rd Q)	at MIN 2/14
John Wall	18 (1st Q)	vs. WAS 3/25
D'Angelo Russell	18 (1st Q)	at LAL 3/19
POINTS IN A HALF		
Damian Lillard	25 (2nd H)	vs. POR 11/23
John Wall	24 (1st H)	vs. WAS 3/25
Dion Walters	24 (1st H)	vs. MIA 3/6
Andrew Wiggins	23 (2nd H)	at MIN 2/14
John Wall	23 (1st H)	at WAS 11/11
POINTS IN AN OVERTIME PERIOD		
Paul George	13	vs. IND 4/2
Tyler Johnson	8	at MIA 4/10

*Denotes Overtime

THE LAST TIME

PLAYER (S)	DATE	OPPONENT	TOTALS	NOTABLE	
CAVALIERS INDIVIDUAL					
Triple-Double	LeBron James	4/9/17	at Atlanta	32 pts, 16 reb, 10 ast	Overtime
30 Point/20 Rebound Game	Carlos Boozer	1/20/04	vs. Seattle	32 pts, 20 rebs	5th player and 5th time in team history
20 Point/20 Rebound Game	Anderson Varejao	1/31/12	vs. Boston	20 pts, 20 rebs	19th time and 10th player in team history
20 Point/15 Assist Game	LeBron James	2/6/17	at Washington	32 pts, 17 ast	Overtime
50 or more points	Kyrie Irving	3/12/15	at San Antonio	57 points	Most points in Cavaliers history
40 or more points	Kyrie Irving	4/9/17	at Atlanta	45 points	Overtime
20 or more rebounds	Tristan Thompson	12/7/16	at New York	20 rebounds	-
20 or more assists	Andre Miller	12/15/01	vs. Philadelphia	22 assists	7th time and 6th player in team history
10 or more blocks	Larry Nance	1/7/89	vs. New York	11 blocks	-
30+ points off the bench	Dion Waiters	12/6/13	at Atlanta	30 points	-
CAVALIERS TEAM					
120 or more points	-	4/1/17	at Miami	Lost 124-121	Overtime
130 or more points	-	4/2/17	vs. Indiana	Won 135-130	Double-Overtime
140 or more points	-	2/6/17	at Washington	Won 140-135 (OT)	-
60 or more rebounds	-	2/18/14	at Philadelphia	61 rebounds	-
40 or more assists	-	4/9/14	vs. Detroit	41 assists	-
Shot .600 or more FG%	-	12/21/14	vs. Memphis	.605 (46-76)	-
15 or more blocks	-	11/15/03	vs. Philadelphia	17 blocks	-
15 or more steals	-	1/21/15	vs. Utah	15 steals	-
2 players with 30+ points	Irving (45), James (32)	4/9/17	at Atlanta	-	Overtime
3 players with 30+ points	Mitchell (34), Robisch (32), Smith (31)	1/29/80	vs. LA Lakers	-	Only time in team history
3 players with 20+ points	Deron Williams (35), Love (25), Frye (21)	4/10/17	at Miami	-	Overtime
4 players with 20+ points	Love (39), James (32),	2/6/17	at Washington	-	Overtime
	Irving (23), Thompson (22)			-	-
7 players with 10+ points	Jefferson (12), Thompson (11), Deron Williams (11),	3/18/17	at L.A. Clippers	-	-
	Felder (10), Frye (10), Shumpert (10), Smith (10)			-	-
8 players with 10+ points	James (28), Irving (20), Smith (14), Shumpert (12),	3/5/16	vs. Boston	-	-
	Thompson (12), Love (10), Mozgov (10), Dellavedova (10)			-	-
4 bench players with 10+ points	Gibson (17), Hollins (12), Sessions (17), Eyenga (13)	4/11/11	at Detroit	-	-
3 players with 10+ rebounds	Thompson (12), Love (11), James (10)	11/27/16	at Philadelphia	-	-
4 players with 10+ rebounds	Boozer (14), Ilgauskas (14), Davis (11), Miles (10)	4/12/03	vs. New York	-	-
2 players with 10+ assists	Irving (14), James (12)	2/1/17	vs. Minnesota	-	-
40+ points in a quarter	-	4/4/17	vs. Orlando	43 pts in 3rd quarter	-
70+ points in a half	-	3/31/17	vs. Philadelphia	70 pts in 1st half	-
Less than 10 points in a quarter	-	4/12/15	at Boston	9 points in 2nd quarter	-
Overtime game	April 10, 2017 at Miami (Lost 124-121)				
Double-overtime game	April 2, 2017 vs. Indiana (Won 135-130)				
Consecutive overtime games	April 9, 2017 at Atlanta (Lost 126-125) and April 10, 2017 at Miami (Lost 124-121)				
INDIVIDUAL OPPONENT					
Triple-Double	James Harden	3/12/17	at Houston	38 pts, 10 reb, 11 ast	-
30 Point/20 Rebound Game	Pau Gasol	2/16/11	vs. LA Lakers	30 pts, 20 rebs	-
20 Point/20 Rebound Game	Nikola Vucevic	4/7/13	vs. Orlando	21 pts, 21 rebs	-
20 Point/15 Assist Game	James Harden	11/1/16	vs. Houston	41 pts, 15 ast	-
50 or more points	Paul Pierce	2/15/06	at Boston	50 points	-
40 or more points	Paul George	4/2/17	vs. Indiana	43 points	Double-Overtime
20 or more rebounds	Nikola Vucevic	4/7/13	vs. Orlando	21 rebounds	-
20 or more assists	Chris Paul	3/26/08	vs. New Orleans	20 assists	-
10 or more blocks	Calvin Booth	1/13/04	at Seattle	10 blocks	-
30+ points off the bench	Tim Hardaway Jr.	3/3/17	at Atlanta	36 points	-
TEAM OPPONENT					
120 or more points	-	4/10/17	at Miami	Lost 124-121	Overtime
130 or more points	-	4/2/17	vs. Indiana	Won 135-130	Double-Overtime
140 or more points	-	2/6/17	at Washington	Won 140-135 (OT)	-
60 or more rebounds	-	12/30/11	at Indiana	60 rebounds	-
40 or more assists	-	2/28/03	at Minnesota	40 assists	-
Shot .600 or more FG%	-	12/17/14	vs. Atlanta	.645 (49-76)	-
15 or more blocks	-	1/20/12	vs. Chicago	16 blocks	-
15 or more steals	-	12/29/16	vs. Boston	15 steals	-
2 players with 30+ points	Jones (36), Holiday (33)	1/23/17	at New Orleans	-	-
3 players with 20+ points	Westbrook (29), Oladipo (23), Adams (20)	2/9/17	at Oklahoma City	-	-
4 players with 20+ points	Teague (34), Horford (25), Korver (20), Millsap (20)	12/26/13	vs. Atlanta	-	Double-overtime
7 players with 10+ points	Wall (37), Beal (27), Oubre Jr. (16), Markieff Morris (14),	3/25/17	vs. Washington	-	-
	Gortat (10), Porter Jr. (10), Jason Smith (10)			-	-
4 bench players with 10+ points	Rondo (15), Mirotic (14), Valentine (11)	2/25/17	vs. Chicago	-	-
	Felicio (10)			-	-
3 players with 10+ rebounds	Mk. Morris (15), Plumlee (10), Tucker (10)	1/26/14	vs. Phoenix	-	-
2 players with 10+ assists	Butler (10), Wade (10)	2/25/17	vs. Chicago	-	-
40+ points in a quarter		4/9/17	at Atlanta	44 pts in 4th quarter	-
70+ points in a half		3/25/17	vs. Washington	71 pts in 1st half	-
Less than 10 points in a quarter		1/29/10	at Indiana	9 pts in 4th quarter	-

CAVALIERS MISCELLANEOUS STATISTICS

CAVS RECORD WHEN...	HOME	AWAY	OVERALL
FIELD GOAL PERCENTAGE			
Ties or out-shoots Opponent in FG%	28-2	13-6	41-8
Opponents out-shoot Cavs in FG%	3-8	7-15	10-23
Cavs shoot better than or equal to 50% from the field	17-0	10-3	27-3
Opponents shoot better than or equal to 50% from the field	2-4	7-6	9-10
Cavs shoot between 45%-50% from the field	8-5	4-7	12-12
Opponents shoot between 45%-50% from the field	12-5	6-10	18-15
Cavs shoot between 40%-45% from the field	4-3	6-4	10-7
Opponents shoot between 40%-45% from the field	9-1	4-5	13-6
Cavs shoot under 40% from the field	2-2	0-7	2-9
Opponents shoot under 40% from the field	8-0	3-0	11-0
Cavs shoot 40% or better from three-point range	15-0	11-6	26-6
REBOUNDS			
Ties or out-rebounds Opponent	24-4	11-6	25-10
Opponents out-rebounds Cavs	7-6	9-15	16-21
BENCH PLAY			
Cavs bench ties or outscores opponents	11-3	9-6	20-9
Opponents bench outscores Cavs bench	20-7	11-15	31-22
Cavs bench scores 25 or more points	25-5	9-12	34-17
TEAM PLAY			
Two players score 20 or more points	27-6	18-11	45-17
Three players score 15 or more points	24-6	17-9	41-15
Tied or lead after three quarters	28-2	18-3	46-5
Tied or lead at halftime	28-2	16-6	44-8
Tied or lead after one quarter	22-5	13-11	35-16
Trailing after three quarters	3-8	2-18	5-26
Trailing at halftime	3-8	4-15	7-23
Trailing after one quarter	9-5	7-10	16-15
Cavs dish out 25 or more assists	20-2	7-2	27-4
Cavs attempt 30 or more free throws	6-2	2-3	8-5
INDIVIDUALS			
LeBron James scores 20-29 points	14-5	9-10	23-15
LeBron James scores 30 or more points	9-2	10-2	19-4
LeBron James dishes out five or more assists	28-8	19-12	47-20
LeBron James grabs five or more rebounds	29-8	19-14	48-22
LeBron James records a double-double	20-3	12-7	32-10
Kevin Love scores 20-29 points	11-2	8-3	19-5
Kevin Love grabs 10 or more rebounds	15-4	15-8	30-12
Kevin Love records a double-double	15-4	15-7	30-11
Tristan Thompson scores 10 or more points	13-2	9-7	22-9
Tristan Thompson grabs 10 or more rebounds	17-3	12-6	29-9
Kyrie Irving scores 20-29 points	22-5	12-9	34-14
Kyrie Irving scores 30 or more points	3-2	4-3	7-5
Kyrie Irving dishes out five or more assists	20-4	14-6	34-10
BY DAY			
On Monday	2-1	2-6	4-7
On Tuesday	6-1	2-2	8-3
On Wednesday	4-3	3-5	7-8
On Thursday	5-1	0-3	5-4
On Friday	6-1	6-1	12-2
On Saturday	4-3	4-2	8-5
On Sunday	4-0	3-2	7-2
BY MONTH			
October	2-0	1-0	3-0
November	7-1	3-2	10-3
December	8-1	4-3	12-4
January	4-3	3-5	7-8
February	5-1	4-1	9-2
March	3-2	4-8	7-10
April	2-2	1-2	3-4
MISCELLANEOUS			
1st night of a back-to-back	6-1	7-4	13-5
2nd night of a back-to-back	5-1	2-10	7-11
vs. Teams at .500 or better	15-7	9-10	24-17
vs. Teams under .500	15-3	11-11	26-14
Ties or records fewer turnovers than the opponent	17-1	12-5	29-6
Records more turnovers than the opponent	14-9	8-16	22-25
Ties or scores more points in the paint	16-2	8-5	24-7
Outscored in points in the paint	15-8	12-16	27-24
Ties or scores more second chance points	16-6	8-8	24-14
Outscored in second chance points	15-5	12-14	27-17
Ties or scores more fast-break points	22-5	8-9	30-14
Outscored in fast-break points	9-5	12-12	21-17
Score 100 or more points	29-5	19-9	48-14
Score under 100 points	2-5	1-12	3-17
Defense allows 100 or more points	17-9	16-19	33-28
Defense allows under 100 points	14-1	4-2	18-3

CAVALIERS MISCELLANEOUS STATISTICS (CONT.)

CAVS STARTING LINEUP COMBINATIONS					
1	2	3	4	5	Record
Irving	Smith	James	Love	Thompson	18-8
Irving	Dunleavy	James	Love	Thompson	1-0
Irving	Jefferson	James	Love	Thompson	1-0
Irving	Shumpert	Jefferson	Love	Thompson	0-1
Irving	Liggins	James	Love	Thompson	9-2
Liggins	Smith	James	Love	Thompson	1-0
Liggins	Smith	Dunleavy	Frye	Thompson	0-1
Irving	Smith	James	Jefferson	Thompson	1-0
Irving	Liggins	James	Jefferson	Thompson	1-0
Irving	Liggins	Jefferson	Love	Thompson	0-1
Liggins	McRae	James	Love	Thompson	2-0
Liggins	McRae	James	Frye	Thompson	0-1
Irving	Shumpert	James	Love	Thompson	6-4
Irving	Shumpert	James	Jones	Thompson	1-0
Irving	Shumpert	James	Jefferson	Thompson	3-4
Irving	Shumpert	James	Frye	Thompson	5-1
Liggins	Shumpert	James	Love	Thompson	1-0
Irving	McRae	James	Love	Thompson	0-1
Irving	Shumpert	Jefferson	Frye	Thompson	0-1
Deron Williams	Shumpert	Korver	Jones	Thompson	0-1
Deron Williams	Smith	Shumpert	Frye	Thompson	0-1
Irving	Smith	James	Love	Frye	1-2
Deron Williams	Shumpert	Smith	Love	Frye	0-1
Deron Williams	Shumpert	Smith	Frye	Thompson	0-1
TOTAL: 24 Lineups					51-31

CAVS RECORD AS A STARTER				
PLAYER	GAMES	WINS	LOSSES	WIN %
Felder				
Frye	15	6	9	.400
Irving	72	47	25	.653
James	74	51	23	.689
Jefferson	13	6	7	.462
Dahntay Jones				
James Jones	2	1	1	.500
Korver	1	0	1	.000
Love	60	40	20	.667
Shumpert	31	16	15	.516
Smith	35	21	14	.600
Tavares				
Thompson	78	50	28	.641
Deron Williams	4	0	4	.000
Derrick Williams				

CAVS LARGEST MARGIN OF VICTORY				
DATE	OPP.	CAVS	OPP.	DIFFERENTIAL
11/25/2016	vs. Dallas	128	90	+38
3/14/2017	vs. Detroit	128	96	+32
12/7/2016	at New York	126	94	+32
12/9/2016	vs. Miami	114	84	+30
10/25/2016	vs. New York	117	88	+29
2/1/2017	vs. Minnesota	125	97	+28
4/5/2017	at Boston	114	91	+23
11/18/2016	vs. Detroit	104	81	+23
4/4/2017	vs. Orlando	122	102	+20
12/23/2016	vs. Brooklyn	119	99	+20
3/31/2017	vs. Philadelphia	122	105	+17
12/13/2016	vs. Memphis	103	86	+17
2/11/2017	vs. Denver	125	109	+16
1/29/2017	vs. Oklahoma City	107	91	+16

CAVS LARGEST DEFEAT				
DATE	OPP.	CAVS	OPP.	DIFFERENTIAL
1/16/2017	at Golden State	91	126	-35

CAVALIERS MISCELLANEOUS STATISTICS (CONT.)

INDIVIDUAL GAME LEADERSHIPS (including ties)					
PLAYER	PTS	REBS	ASTS	STLS	BLKS
Felder			2	5	5
Frye	2	1		10	18
Irving	31	1	20	23	13
James	41	21	58	24	19
Jefferson	1	2		6	3
Dahntay Jones					
James Jones	1			1	4
Korver	1			3	3
Love	8	34		13	11
Shumpert	1	1		18	15
Smith		1	1	11	3
Tavares		1			1
Thompson		29		7	40
Deron Williams	1		4	1	3
Derrick Williams				3	3

INDIVIDUAL SCORING			
PLAYER	10-19 PTS	20-29 PTS	30+ PTS
Felder	6		
Frye	31	5	
Irving	10	48	12
James	13	38	23
Jefferson	15		
Dahntay Jones			
James Jones	3		
Korver	14	4	
Love	28	24	3
Shumpert	20		
Smith	14	1	
Tavares			
Thompson	30	1	
Deron Williams	6		1
Derrick Williams	8		

GAMES MISSED DUE TO INJURY, ILLNESS, ETC.			
PLAYER	DATES	GMS MISSED	REASON
Kay Felder	10/25	1	Concussion Protocol
	4/12	1	Left Ankle Sprain
Channing Frye	10/28 - 10/29, 11/25 - 11/29, 12/9 - 12/10	7	Personal Matter
J.R. Smith	11/13 - 11/16	3	Right Ankle Sprain
	12/7 - 12/9	2	Left Knee Hyperextension
	12/21 - 3/6	36	Right Thumb Fracture
LeBron James	11/16, 12/14, 12/26, 3/4, 3/18	5	Rest
	2/25	1	Illness
	4/10 - 4/12	2	Right Calf Strain
Iman Shumpert	11/27	1	Left Hamstring Strain
	2/8 - 2/11	3	Left Ankle Sprain
	3/25 - 3/27	2	Right Knee Soreness
Mike Dunleavy	12/1 - 12/2	2	Concussion Protocol
	12/31 - 1/2	2	Right Ankle Sprain
Kyrie Irving	12/13 - 12/14, 3/4	3	Rest
	12/31 - 1/4	3	Right Hamstring Tightness
	2/4	1	Right Quad Soreness
	3/18	1	Left Knee Soreness
	4/10 - 4/12	2	Left Knee Tendonitis
Kevin Love	12/13, 4/12	2	Rest
	12/20 - 12/21	2	Left Knee Contusion
	1/4	1	Illness
	1/19	1	Low Back Soreness
	1/30 - 2/1	2	Low Back Spasms
	2/15 - 3/14, 3/18	14	Left Knee Arthroscopy
Chris Andersen	12/17 - 2/11	29	Right Knee ACL Tear
Mo Williams	10/25 - 1/6	35	NWT
Richard Jefferson	1/25	1	Personal Matter
	3/30 - 3/31	2	Left Knee Tendonitis
Kyle Korver	3/9 - 3/19; 3/27 - 4/2	11	Left Foot Soreness
Andrew Bogut	3/9 - 3/12	3	Fractured Left Tibia
Derrick Williams	3/16	1	Right Quadriceps Contusion
Tristan Thompson	4/5 - 4/10	4	Right Thumb Sprain
TOTAL: 186			

CAVALIERS ALL-TIME LEADERS (REGULAR SEASON)

GAMES PLAYED		POINTS SCORED		SCORING AVERAGE (Min. 120 games)		ASSISTS	
1. Zydrunas Ilgauskas	771	1. LEBRON JAMES	20,868	1. LEBRON JAMES	27.2	1. LEBRON JAMES	5,481
2. LEBRON JAMES	767	2. Zydrunas Ilgauskas	10,616	2. World B. Free	23.0	2. Mark Price	4,206
3. Danny Ferry	723	3. Brad Daugherty	10,389	3. KYRIE IRVING	21.6	3. John Bagley	2,311
4. Bingo Smith	720	4. Austin Carr	10,265	4. Ron Harper	19.4	4. Terrell Brandon	2,235
5. John Williams	661	5. Mark Price	9,543	5. Mike Mitchell	19.3	5. KYRIE IRVING	2,115
6. Austin Carr	635	6. Bingo Smith	9,513	6. Brad Daugherty	19.0	Foots Walker	2,115
7. Anderson Varejao	591	7. John Williams	8,504	7. Shawn Kemp	18.5	7. Brad Daugherty	2,028
8. Mark Price	582	8. KYRIE IRVING	8,232	Lenny Wilkens	18.5	8. Andre Miller	2,015
9. Brad Daugherty	548	9. Larry Nance	7,257	9. Cliff Robinson	17.7	9. Austin Carr	1,820
10. Craig Ehlo	513	10. Campy Russell	6,588	10. Antawn Jamison	17.3	10. Criag Ehlo	1,803

FIELD GOALS MADE		FIELD GOALS ATTEMPTED		FIELD GOAL % (Min 600 FGM)		STEALS (Commencing w/73-74)	
1. LEBRON JAMES	7,512	1. LEBRON JAMES	15,442	1. Mark West	.553	1. LEBRON JAMES	1,259
2. Austin Carr	4,272	2. Austin Carr	9,480	2. Brad Daugherty	.532	2. Mark Price	734
3. Bingo Smith	4,182	3. Bingo Smith	9,256	3. Larry Nance	.530	3. Foots Walker	722
4. Zydrunas Ilgauskas	4,045	4. Zydrunas Ilgauskas	8,523	4. Carlos Boozer	.528	4. Craig Ehlo	661
5. Brad Daugherty	3,823	5. Brad Daugherty	7,189	5. Tyrone Hill	.521	5. Terrell Brandon	621
6. Mark Price	3,429	6. Mark Price	7,165	6. Melvin Turpin	.516	6. John Williams	587
7. John Williams	3,198	7. John Williams	6,633	7. Roy Hinson	.516	7. Ron Harper	530
8. KYRIE IRVING	3,009	8. KYRIE IRVING	6,588	8. TRISTAN THOMPSON	.515	8. Anderson Varejao	529
9. Larry Nance	2,945	9. Larry Nance	5,559	9. Anderson Varejao	.512	9. KYRIE IRVING	504
10. Campy Russell	2,480	10. Campy Russell	5,444	10. James Edwards	.508	10. John Bagley	474

FREE THROWS MADE		FREE THROWS ATTEMPTED		FREE THROW % (Minimum 150 Made)		BLOCKED SHOTS (Commencing w/73-74)	
1. LEBRON JAMES	4,742	1. LEBRON JAMES	6,467	1. Mark Price	.906	1. Zydrunas Ilgauskas	1,269
2. Brad Daugherty	2,741	2. Brad Daugherty	3,670	2. Mo Williams	.891	2. John Williams	1,200
3. Zydrunas Ilgauskas	2,495	3. Zydrunas Ilgauskas	3,197	3. KYRIE IRVING	.873	3. Larry Nance	1,087
4. John Williams	2,106	4. John Williams	2,884	4. Terrell Brandon	.868	4. LEBRON JAMES	624
5. Mark Price	1,883	5. Austin Carr	2,127	5. C.J. Miles	.863	5. Jim Chones	450
6. Austin Carr	1,719	6. Campy Russell	2,113	6. Derek Anderson	.860	6. Roy Hinson	430
7. Campy Russell	1,627	7. Mark Price	2,078	7. James Silas	.860	7. Brad Daugherty	397
8. KYRIE IRVING	1,491	8. Phil Hubbard	1,858	8. Terry Furlow	.853	Anderson Varejao	397
9. World B. Free	1,406	9. World B. Free	1,835	9. Steve Kerr	.852	9. TRISTAN THOMPSON	364
10. Larry Nance	1,364	10. KYRIE IRVING	1,708	10. Johnny Davis	.850	10. Jim Brewer	353

3-PT. FIELD GOALS MADE (Commencing w/79-80)		3-PT. FIELD GOALS ATTEMPTED (Commencing w/79-80)		3-PT. FIELD GOAL % (Min. 50 3-Pt. FGM) (Commencing w/79-80)		MINUTES PLAYED	
1. LEBRON JAMES	1102	1. LEBRON JAMES	3,307	1. KYLE KORVER	.485	1. LEBRON JAMES	30,104
2. Mark Price	802	2. Mark Price	1,960	2. Steve Kerr	.472	2. Zydrunas Ilgauskas	21,820
3. KYRIE IRVING	723	3. KYRIE IRVING	1,887	3. Wesley Person	.422	3. John Williams	20,802
4. Daniel Gibson	587	4. Daniel Gibson	1,419	4. Mark Price	.409	4. Brad Daugherty	20,029
5. Wesley Person	550	5. Danny Ferry	1,409	5. Daniel Gibson	.407	5. Bingo Smith	19,221
6. Danny Ferry	543	6. Wesley Person	1,303	6. Mo Williams	.402	6. Austin Carr	19,003
7. KEVIN LOVE	447	7. KEVIN LOVE	1,220	7. CHANNING FRYE	.401	7. Mark Price	18,127
8. J.R. SMITH	430	8. J.R. SMITH	1,117	8. Wally Szczerbiak	.400	8. Danny Ferry	15,045
9. Mo Williams	414	9. Mo Williams	1,029	9. Bobby Phills	.400	9. Larry Nance	14,996
10. Craig Ehlo	381	10. Craig Ehlo	1,001	10. Matthew Dellavedova	.398	10. Anderson Varejao	14,775

OFFENSIVE REBOUNDS (Commencing w/73-74)		DEFENSIVE REBOUNDS (Commencing w/73-74)		TOTAL REBOUNDS		TURNOVERS (Commencing w/77-78)	
1. Zydrunas Ilgauskas	2,336	1. LEBRON JAMES	4,544	1. Zydrunas Ilgauskas	5,904	1. LEBRON JAMES	2,626
2. John Williams	1,620	2. Brad Daugherty	4,020	2. LEBRON JAMES	5,481	2. Brad Daugherty	1,511
3. TRISTAN THOMPSON	1,590	3. Zydrunas Ilgauskas	3,568	3. Brad Daugherty	5,227	3. Mark Price	1,457
4. Anderson Varejao	1,479	4. John Williams	3,049	4. John Williams	4,669	Zydrunas Ilgauskas	1,457
5. Jim Brewer	1,292	5. Anderson Varejao	2,955	5. Anderson Varejao	4,434	5. John Williams	1,038
6. Brad Daugherty	1,207	6. Jim Chones	2,750	6. TRISTAN THOMPSON	4,026	6. KYRIE IRVING	1,031
7. Larry Nance	1,067	7. Larry Nance	2,494	7. Jim Chones	3,790	7. John Bagley	897
8. Phil Hubbard	1,051	8. TRISTAN THOMPSON	2,436	8. Larry Nance	3,561	8. Phil Hubbard	862
9. Jim Chones	1,040	9. Jim Brewer	2,259	9. Jim Brewer	3,551	9. Craig Ehlo	833
10. Tyrone Hill	955	10. Tyrone Hill	1,830	10. Bingo Smith	3,057	10. Terrell Brandon	818

PERSONAL FOULS		DISQUALIFICATIONS	
1. Zydrunas Ilgauskas	2,591	1. Zydrunas Ilgauskas	37
2. Bingo Smith	1,752	2. Phil Hubbard	33
3. John Williams	1,720	3. Roy Hinson	31
4. Danny Ferry	1,670	4. Shawn Kemp	30
5. Anderson Varejao	1,579	5. Tyrone Hill	25
6. LEBRON JAMES	1,482	6. Mark West	20
7. Brad Daugherty	1,466	James Edwards	20
8. Phil Hubbard	1,378	8. Bingo Smith	18
9. Austin Carr	1,341	Jim Chones	18
10. Jim Chones	1,259	10. Bill Laimbeer	17

CAVALIERS BEST INDIVIDUAL SEASON PERFORMANCES

MINUTES			POINTS SCORED			SCORING AVERAGE			ASSISTS		
1. LeBron James	3388	04-05	1. LeBron James	2478	05-06	1. LeBron James	31.4	05-06	1. Andre Miller	882	01-02
2. LeBron James	3361	05-06	2. LeBron James	2304	08-09	2. LeBron James	30.0	07-08	2. John Bagley	735	85-86
3. Wesley Person	3198	97-98	3. LeBron James	2258	09-10	3. LeBron James	29.7	09-10	3. John Bagley	697	84-85
4. Mike Mitchell	3194	80-81	4. LeBron James	2250	07-08	4. LeBron James	28.4	08-09	4. Mark Price	666	89-90
5. LeBron James	3190	06-07	5. LeBron James	2175	04-05	5. LeBron James	27.3	06-07	5. Andre Miller	657	00-01
6. Chris Mills	3167	96-97	6. LeBron James	2132	06-07	6. LeBron James	27.2	04-05	6. Brevin Knight	656	97-98
7. Ricky Davis	3131	02-03	7. Mike Mitchell	2012	80-81	7. LEBRON JAMES	26.4	16-17	7. LeBron James	651	09-10
8. LeBron James	3122	03-04	8. LEBRON JAMES	1954	16-17	8. LeBron James	25.3	15-16	8. LEBRON JAMES	646	16-17
9. Austin Carr	3100	73-74	9. LeBron James	1920	15-16	9. LeBron James	25.3	14-15	9. Mark Price	631	88-89
10. Austin Carr	3097	72-73	10. Ron Harper	1874	86-87	10. KYRIE IRVING	25.2	16-17	10. Lenny Wilkens	628	72-73
FIELD GOALS MADE			FIELD GOALS ATTEMPTED			FIELD GOAL % (Minimum 200 Made)			STEALS		
1. LeBron James	875	05-06	1. LeBron James	1823	05-06	1. Tyrone Hill	.600	96-97	1. Ron Harper	209	86-87
2. Mike Mitchell	853	80-81	2. Mike Mitchell	1791	80-81	2. TRISTAN THOMPSON	.600	16-17	2. Brevin Knight	196	97-98
3. LeBron James	795	04-05	3. LeBron James	1684	04-05	3. Tristan Thompson	.588	15-16	3. Ron Harper	185	88-89
4. LeBron James	794	07-08	4. Austin Carr	1682	73-74	4. Anderson Varejao	.572	09-10	4. LeBron James	177	04-05
5. LeBron James	789	08-09	5. LeBron James	1642	07-08	5. Brad Daugherty	.571	92-93	5. Foots Walker	176	77-78
6. Mike Mitchell	775	79-80	6. LeBron James	1621	06-07	6. Brad Daugherty	.570	91-92	6. Foots Walker	155	79-80
7. LeBron James	772	06-07	7. Ron Harper	1614	86-87	7. Shaquille O'Neal	.566	09-10	7. LeBron James	138	07-08
8. LeBron James	768	09-10	8. LeBron James	1613	08-09	8. Timofey Mozgov	.565	15-16	Terrell Brandon	138	96-97
9. Austin Carr	748	73-74	9. Austin Carr	1575	72-73	9. Michael Cage	.556	95-96	9. LeBron James	137	08-09
10. LeBron James	737	15-16	10. LeBron James	1528	09-10	10. J.J. Hickson	.554	09-10	10. Mike Bratz	136	80-81
FREE THROWS MADE			FREE THROWS ATTEMPTED			FREE THROW % (Minimum 100 Made)			BLOCKED SHOTS		
1. LeBron James	601	05-06	1. LeBron James	814	05-06	1. Mark Price	.948	92-93	1. Larry Nance	243	91-92
2. LeBron James	594	08-09	2. LeBron James	773	09-10	2. Mark Price	.947	91-92	2. Larry Nance	206	88-89
3. LeBron James	593	09-10	3. LeBron James	771	07-08	3. Mark Price	.914	94-95	3. Zydrunas Ilgauskas	201	03-04
4. LeBron James	549	07-08	4. LeBron James	762	08-09	4. Mo Williams	.912	08-09	4. Larry Nance	200	90-91
5. Shawn Kemp	493	99-00	5. LeBron James	701	06-07	5. KYRIE IRVING	.905	16-17	5. Larry Nance	198	92-93
6. LeBron James	489	06-07	6. LeBron James	636	04-05	6. Terrell Brandon	.902	96-97	6. John Williams	182	91-92
7. LeBron James	477	04-05	7. Shawn Kemp	635	99-00	7. Mark Price	.901	88-89	7. Elmore Smith	176	77-78
8. Brad Daugherty	435	90-91	8. Brad Daugherty	579	90-91	8. Mo Williams	.894	09-10	8. Roy Hinson	173	84-85
9. Campy Russell	417	78-79	9. Ron Harper	564	86-87	9. Mark Price	.888	93-94	9. John Williams	167	86-87
10. Brad Daugherty	414	91-92	10. Shawn Kemp	556	97-98	10. Mark Price	.888	89-90	John Williams	167	89-90
3-PT. FIELD GOALS MADE			3-PT. FIELD GOALS ATTEMPTED			3-PT. FIELD GOAL % (Minimum 25 Made)			TURNOVERS		
1. J.R. Smith	204	15-16	1. J.R. Smith	510	15-16	1. Steve Kerr	.508	89-90	1. Ron Harper	345	86-87
2. Wesley Person	192	97-98	2. Wesley Person	447	97-98	2. Mark Price	.486	87-88	2. LEBRON JAMES	303	16-17
3. Mo Williams	183	08-09	3. KYRIE IRVING	441	16-17	3. KYLE KORVER	.485	16-17	3. Shawn Kemp	291	99-00
4. KYRIE IRVING	177	16-17	4. Kevin Love	439	15-16	4. Daniel Gibson	.477	09-10	4. Ricky Davis	277	02-03
5. Mo Williams	159	09-10	5. Mo Williams	420	08-09	5. JAMES JONES	.470	16-17	5. LeBron James	273	03-04
6. Kevin Love	158	15-16	6. Dan Majerle	414	95-96	6. Steve Kerr	.452	90-91	6. LeBron James	272	14-15
7. Kyrie Irving	157	14-15	7. Donyell Marshall	395	05-06	7. Spencer Hawes	.448	13-14	7. Shawn Kemp	271	97-98
8. Mark Price	152	89-90	8. Kevin Love	392	14-15	8. Wesley Person	.444	01-02	8. Brad Daugherty	267	87-88
9. Dan Majerle	146	95-96	9. KEVIN LOVE	389	16-17	9. Mark Price	.441	88-89	9. Andre Miller	265	00-01
10. KEVIN LOVE	145	16-17	10. LeBron James	387	09-10	Bobby Phills	.441	95-96	10. LeBron James	262	04-05
OFFENSIVE REBOUNDS			DEFENSIVE REBOUNDS			TOTAL REBOUNDS			REBOUNDING AVERAGE (Minimum 800 Rebs or 70 Games)		
1. Tristan Thompson	306	12-13	1. Cliff Robinson	666	82-83	1. Jim Brewer	891	75-76	1. Rick Roberson	12.7	71-72
2. Zydrunas Ilgauskas	299	04-05	2. Brad Daugherty	653	90-91	2. Carlos Boozer	857	03-04	2. Carlos Boozer	11.4	03-04
3. Jim Brewer	298	75-76	3. Carlos Boozer	627	03-04	3. Cliff Robinson	856	82-83	3. Cliff Robinson	11.1	82-83
4. Michael Cage	288	95-96	4. Jim Chones	625	77-78	4. Jim Chones	844	77-78	4. Jim Brewer	10.9	75-76
5. TRISTAN THOMPSON	286	16-17	5. KEVIN LOVE	613	15-16	5. Jim Chones	842	78-79	Brad Daugherty	10.9	90-91
6. Zydrunas Ilgauskas	279	03-04	6. Cliff Robinson	597	83-84	6. Kenny Carr	835	80-81	Tyrone Hill	10.9	94-95
Zydrunas Ilgauskas	279	97-98	7. Jim Brewer	593	75-76	7. Brad Daugherty	830	90-91	7. Brad Daugherty	10.4	91-92
8. Jim Brewer	275	76-77	8. Kevin Love	589	14-15	8. Rick Roberson	801	71-72	8. Jim Chones	10.3	77-78
9. Tristan Thompson	174	14-15	9. Jim Chones	582	78-79	9. Clarence Weatherspoon	796	00-01	Jim Chones	10.3	78-79
10. Tristan Thompson	269	13-14	10. Kenny Carr	575	80-81	10. Tristan Thompson	773	12-13	Kenny Carr	10.3	80-81
Tyrone Hill	269	94-95							Cliff Robinson	10.3	83-84
PERSONAL FOULS			DISQUALIFICATIONS								
1. Shawn Kemp	371	99-00	1. James Edwards	17	81-82						
2. James Edwards	347	81-82	2. Shawn Kemp	15	97-98						
3. Bill Laimbeer	332	80-81	3. Bill Laimbeer	14	80-81						
4. Roy Hinson	316	85-86	4. Roy Hinson	13	84-85						
5. Zydrunas Ilgauskas	313	04-05	John Warren	13	70-71						
6. Roy Hinson	311	84-85	Shawn Kemp	13	99-00						
7. Shawn Kemp	310	97-98	Phil Hubbard	11	82-83						
8. Roy Hinson	306	83-84	Roy Hinson	11	83-84						
9. John Warren	299	70-71	9. Lonnie Shelton	9	83-84						
10. Dwight Davis	297	72-73	Keith Lee	9	85-86						
			Steve Hayes	9	82-83						



PRESENTED BY
DISCOUNT
drug mart

2016-17 NBA LEAGUE STATISTICS

NBA STANDINGS

EASTERN CONFERENCE

ATLANTIC DIVISION

	W	L	PCT	GB	HOME	ROAD	LAST-10	STREAK
Boston	53	29	.646	-	30-11	23-18	7-3	Won 3
Toronto	51	31	.622	2	28-13	23-18	8-2	Won 4
New York	31	51	.378	22	19-22	12-29	4-6	Won 1
Philadelphia	28	54	.341	25	17-24	11-30	1-9	Lost 8
Brooklyn	20	62	.244	33	13-28	7-34	5-5	Lost 2

CENTRAL DIVISION

	W	L	PCT	GB	HOME	ROAD	LAST-10	STREAK
CLEVELAND	51	31	.622	-	31-10	20-21	4-6	LOST 4
Milwaukee	42	40	.512	9	23-18	19-22	5-5	Lost 1
Indiana	42	40	.512	9	29-12	13-28	6-4	Won 5
Chicago	41	41	.500	10	25-16	16-25	7-3	Won 2
Detroit	37	45	.451	14	24-17	13-28	3-7	Lost 2

SOUTHEAST DIVISION

	W	L	PCT	GB	HOME	ROAD	LAST-10	STREAK
Washington	49	33	.598	-	30-11	19-22	5-5	Lost 1
Atlanta	43	39	.524	6	23-18	20-21	6-4	Lost 1
Miami	41	41	.500	8	23-18	18-23	6-4	Won 3
Charlotte	36	46	.439	13	22-19	14-27	4-6	Lost 5
Orlando	29	53	.354	20	16-25	13-28	3-7	Won 1

WESTERN CONFERENCE

SOUTHWEST DIVISION

	W	L	PCT	GB	HOME	ROAD	LAST-10	STREAK
San Antonio	61	21	.744	-	31-10	30-11	5-5	Lost 3
Houston	55	27	.671	6	30-11	25-16	5-5	Won 1
Memphis	43	39	.524	18	24-17	19-22	3-7	Lost 2
New Orleans	34	48	.415	27	21-20	13-28	4-6	Won 1
Dallas	33	49	.402	28	21-20	12-29	2-8	Won 1

NORTHWEST DIVISION

	W	L	PCT	GB	HOME	ROAD	LAST-10	STREAK
Utah	51	31	.622	-	29-12	22-19	7-3	Won 2
Oklahoma City	47	35	.573	4	28-13	19-22	6-4	Lost 1
Portland	41	41	.500	10	25-16	16-25	7-3	Lost 1
Denver	40	42	.488	11	22-19	18-23	5-5	Won 2
Minnesota	31	51	.378	20	20-21	11-30	3-7	Lost 6

PACIFIC DIVISION

	W	L	PCT	GB	HOME	ROAD	LAST-10	STREAK
Golden State	67	15	.817	-	36-5	31-10	9-1	Won 1
L.A. Clippers	51	31	.622	16	29-12	22-19	8-2	Won 7
Sacramento	32	50	.390	35	17-24	15-26	5-5	Lost 1
L.A. Lakers	26	56	.317	41	17-24	9-32	5-5	Lost 1
Phoenix	24	58	.293	43	15-26	9-32	2-8	Lost 1

CONFERENCE STANDINGS, TEAMS SHOWN IN PLAYOFF-ORDER

Eastern Conference

Team	W	L	Pct	GB	Home	Away	Conf	Div	PF	PA	L10	Streak
1. z-Boston Celtics (A)	53	29	.646	-	30-11	23-18	36-16	11-5	108.0	105.4	7-3	Won 3
2. Y-CLEVELAND CAVALIERS (C)	51	31	.622	2.0	31-10	20-21	35-17	8-8	110.3	107.2	4-6	LOST 4
3. x-Toronto Raptors (A)	51	31	.622	2.0	28-13	23-18	34-18	14-2	106.9	102.6	8-2	Won 4
4. y-Washington Wizards (S)	49	33	.598	4.0	30-11	19-22	32-20	8-8	109.2	107.4	5-5	Lost 1
5. x-Atlanta Hawks (S)	43	39	.524	10.0	23-18	20-21	30-22	6-10	103.2	104.0	6-4	Lost 1
6. x-Milwaukee Bucks (C)	42	40	.512	11.0	23-18	19-22	27-25	10-6	103.6	103.8	5-5	Lost 1
7. x-Indiana Pacers (C)	42	40	.512	11.0	29-12	13-28	26-26	8-8	105.1	105.3	6-4	Won 5
8. x-Chicago Bulls (C)	41	41	.500	12.0	25-16	16-25	28-24	9-7	102.9	102.4	7-3	Won 2
9. Miami Heat (S)	41	41	.500	12.0	23-18	18-23	27-25	9-7	103.2	102.1	6-4	Won 3
10. Detroit Pistons (C)	37	45	.451	16.0	24-17	13-28	21-31	5-11	101.3	102.5	3-7	Lost 2
11. Charlotte Hornets (S)	36	46	.439	17.0	22-19	14-27	22-30	10-6	104.9	104.7	4-6	Lost 5
12. New York Knicks (A)	31	51	.378	22.0	19-22	12-29	22-30	5-11	104.3	108.0	4-6	Won 1
13. Orlando Magic (S)	29	53	.354	24.0	16-25	13-28	20-32	7-9	101.1	107.6	3-7	Won 1
14. Philadelphia 76ers (A)	28	54	.341	25.0	17-24	11-30	19-33	7-9	102.4	108.1	1-9	Lost 8
15. Brooklyn Nets (A)	20	62	.244	33.0	13-28	7-34	11-41	3-13	105.8	112.5	5-5	Lost 2

Western Conference

Team	W	L	Pct	GB	Home	Away	Conf	Div	PF	PA	L10	Streak
1. z-Golden State Warriors (P)	67	15	.817	-	36-5	31-10	42-10	14-2	115.9	104.3	9-1	Won 1
2. y-San Antonio Spurs (S)	61	21	.744	6.0	31-10	30-11	36-16	11-5	105.3	98.1	5-5	Lost 3
3. x-Houston Rockets (S)	55	27	.671	12.0	30-11	25-16	36-16	10-6	115.3	109.6	5-5	Won 1
4. x-Los Angeles Clippers (P)	51	31	.622	16.0	29-12	22-19	31-21	10-6	108.7	104.4	8-2	Won 7
5. y-Utah Jazz (N)	51	31	.622	16.0	29-12	22-19	31-21	8-8	100.7	96.8	7-3	Won 2
6. x-Oklahoma City Thunder (N)	47	35	.573	20.0	28-13	19-22	29-23	10-6	106.6	105.8	6-4	Lost 1
7. x-Memphis Grizzlies (S)	43	39	.524	24.0	24-17	19-22	28-24	8-8	100.5	100.0	3-7	Lost 2
8. x-Portland Trail Blazers (N)	41	41	.500	26.0	25-16	16-25	28-24	11-5	107.9	108.5	7-3	Lost 1
9. Denver Nuggets (N)	40	42	.488	27.0	22-19	18-23	24-28	6-10	111.7	111.2	5-5	Won 2
10. New Orleans Pelicans (S)	34	48	.415	33.0	21-20	13-28	20-32	6-10	104.3	106.4	4-6	Won 1
11. Dallas Mavericks (S)	33	49	.402	34.0	21-20	12-29	19-33	5-11	97.9	100.8	2-8	Won 1
12. Sacramento Kings (P)	32	50	.390	35.0	17-24	15-26	21-31	7-9	102.8	106.7	5-5	Lost 1
13. Minnesota Timberwolves (N)	31	51	.378	36.0	20-21	11-30	18-34	5-11	105.6	106.7	3-7	Lost 6
14. Los Angeles Lakers (P)	26	56	.317	41.0	17-24	9-32	16-36	6-10	104.6	111.5	5-5	Lost 1
15. Phoenix Suns (P)	24	58	.293	43.0	15-26	9-32	11-41	3-13	107.7	113.3	2-8	Lost 1

d-Division Leader; x-Clinched Playoff Spot; y-Clinched Division; z-Clinched Conference

NBA TEAM STATISTICS

TEAMS' STATISTICS

TEAM	G	FIELD GOALS			3-PT. F.G.'S			FREE THROWS			-- REBOUNDS --			----- MISCELLANEOUS -----					SCORING		
		MADE	ATT.	PCT.	MADE	ATT.	PCT.	MADE	ATT.	PCT.	OFF.	DEF.	TOT.	AST	PF	DQ	STL	TO	BLK	PTS	AVG.
G.S.	82	3532	7140	.495	982	2562	.383	1457	1850	.788	770	2873	3643	2491	1585	4	785	1211	555	9503	115.9
Hou.	82	3305	7152	.462	1181	3306	.357	1667	2177	.766	892	2746	3638	2070	1634	5	670	1240	352	9458	115.3
Den.	82	3377	7194	.469	870	2365	.368	1537	1986	.774	966	2837	3803	2077	1567	3	568	1226	323	9161	111.7
CLEV.	82	3275	6963	.470	1067	2779	.384	1431	1913	.748	766	2822	3588	1858	1486	8	539	1121	329	9048	110.3
Wash.	82	3388	7137	.475	756	2030	.372	1421	1812	.784	843	2671	3514	1956	1745	11	693	1162	337	8953	109.2
LA-C	82	3242	6820	.475	841	2245	.375	1586	2128	.745	738	2789	3527	1848	1626	4	612	1063	348	8911	108.7
Bos.	82	3168	6978	.454	985	2742	.359	1536	1903	.807	744	2698	3442	2069	1686	6	617	1088	340	8857	108.0
Port.	82	3243	7060	.459	852	2273	.375	1513	1940	.780	830	2750	3580	1733	1736	15	574	1126	408	8851	107.9
Phoe.	82	3270	7260	.450	615	1854	.332	1676	2159	.776	976	2712	3688	1604	2030	20	673	1264	399	8831	107.7
Tor.	82	3211	6918	.464	725	1996	.363	1615	2028	.796	871	2676	3547	1517	1708	6	677	1041	400	8762	106.9
OKC.	82	3237	7169	.452	692	2116	.327	1575	2113	.745	1002	2821	3823	1721	1715	6	648	1230	408	8741	106.6
Bkn.	82	3102	6987	.444	877	2591	.338	1592	2020	.788	721	2879	3600	1756	1726	8	593	1356	388	8673	105.8
Minn.	82	3235	6923	.467	601	1724	.349	1586	1986	.799	938	2540	3478	1940	1646	9	654	1150	370	8657	105.6
S.A.	82	3222	6864	.469	753	1927	.391	1440	1806	.797	821	2777	3598	1954	1498	2	655	1101	484	8637	105.3
Ind.	82	3221	6931	.465	709	1885	.376	1467	1811	.810	742	2702	3444	1844	1597	7	669	1130	411	8618	105.1
Cha.	82	3093	7000	.442	824	2347	.351	1591	1953	.815	721	2853	3574	1891	1360	7	571	942	390	8601	104.9
LA-L	82	3224	7164	.450	730	2110	.346	1397	1853	.754	933	2636	3569	1716	1698	7	674	1243	320	8575	104.6
N.Y.	82	3244	7253	.447	704	2022	.348	1364	1731	.788	983	2722	3705	1786	1668	13	582	1140	453	8556	104.3
N.O.	82	3210	7130	.450	768	2196	.350	1368	1825	.750	703	2879	3582	1869	1490	5	638	1054	453	8556	104.3
Milw.	82	3182	6714	.474	720	1947	.370	1413	1839	.768	722	2589	3311	1984	1660	7	666	1145	437	8497	103.6
Miami	82	3202	7037	.455	808	2213	.365	1248	1768	.706	872	2705	3577	1742	1680	7	588	1102	472	8460	103.2
Atl.	82	3123	6918	.451	729	2137	.341	1484	2039	.728	842	2793	3635	1938	1491	5	672	1294	397	8459	103.2
Chi.	82	3169	7141	.444	623	1831	.340	1474	1848	.798	999	2797	3796	1851	1455	4	643	1112	393	8435	102.9
Sac.	82	3105	6734	.461	737	1960	.376	1483	1913	.775	715	2652	3367	1844	1667	9	627	1201	325	8430	102.8
Phil.	82	3088	6990	.442	831	2443	.340	1393	1806	.771	807	2706	3513	1949	1793	10	692	1367	417	8400	102.4
Det.	82	3269	7282	.449	631	1914	.330	1140	1586	.719	908	2838	3746	1732	1467	4	574	973	310	8309	101.3
Orl.	82	3139	7133	.440	701	2139	.328	1309	1753	.747	807	2734	3541	1820	1584	5	580	1091	396	8288	101.1
Utah	82	3033	6515	.466	791	2128	.372	1401	1875	.747	771	2774	3545	1651	1545	7	550	1118	410	8258	100.7
Mem.	82	2984	6854	.435	767	2169	.354	1504	1918	.784	886	2621	3507	1744	1840	15	653	1059	344	8239	100.5
Dall.	82	2968	6750	.440	878	2473	.355	1215	1516	.801	647	2516	3163	1705	1567	8	614	972	307	8029	97.9

OPPONENTS' STATISTICS

TEAM	FIELD GOALS			3-PT. F.G.'S			FREE THROWS			-- REBOUNDS --			----- MISCELLANEOUS -----					--- SCORING ---			
	MADE	ATT.	PCT.	MADE	ATT.	PCT.	MADE	ATT.	PCT.	OFF.	DEF.	TOT.	AST	PF	DQ	STL	TO	BLK	PTS	AVG.	DIFF.
Utah	2978	6723	.443	671	1874	.358	1308	1701	.769	742	2554	3296	1463	1655	7	598	995	312	7935	96.8	+3.9
S.A.	3032	6840	.443	668	1943	.344	1315	1705	.771	800	2600	3400	1757	1623	3	614	1184	333	8047	98.1	+7.2
Mem.	2864	6465	.443	813	2299	.354	1658	2202	.753	761	2692	3453	1645	1708	10	574	1171	410	8199	100.0	+0.5
Dall.	3035	6477	.469	788	2074	.380	1411	1827	.772	727	2923	3650	1743	1591	6	535	1226	280	8269	100.8	-2.9
Miami	3108	6904	.450	639	1864	.343	1518	1940	.782	837	2737	3574	1611	1530	5	556	1121	400	8373	102.1	+1.1
Chi.	3236	7099	.456	731	2121	.345	1197	1555	.770	843	2698	3541	1939	1541	6	602	1099	378	8400	102.4	+0.4
Det.	3144	6830	.460	767	2098	.366	1346	1726	.780	656	2860	3516	1929	1434	3	551	1046	341	8401	102.5	-1.1
Tor.	3052	6801	.449	794	2240	.354	1519	1948	.780	831	2620	3451	1786	1666	5	547	1200	392	8417	102.6	+4.2
Milw.	3116	6802	.458	816	2312	.353	1464	1900	.771	845	2636	3481	1974	1579	6	609	1205	375	8512	103.8	-0.2
Atl.	3178	7155	.444	893	2502	.357	1280	1658	.772	876	2722	3598	1919	1768	14	738	1262	424	8529	104.0	-0.9
G.S.	3181	7311	.435	737	2277	.324	1450	1905	.761	963	2604	3567	1862	1588	4	705	1272	313	8549	104.3	+11.6
LA-C	3163	6999	.452	753	2154	.350	1480	1917	.772	837	2700	3537	1891	1835	12	577	1084	258	8559	104.4	+4.3
Cha.	3237	7091	.456	950	2577	.369	1161	1496	.776	731	2909	3640	2012	1631	6	539	1071	451	8585	104.7	+0.2
Ind.	3115	6909	.451	849	2389	.355	1557	1974	.789	879	2751	3630	1832	1599	8	661	1225	407	8636	105.3	-0.2
Bos.	3168	7035	.450	735	2213	.332	1570	2042	.769	883	2769	3652	1851	1664	10	623	1141	426	8641	105.4	+2.6
OKC.	3215	6998	.459	724	2036	.356	1525	1996	.764	750	2583	3333	1758	1697	9	698	1129	450	8679	105.8	+0.8
N.O.	3286	7299	.450	863	2445	.353	1293	1697	.762	872	3091	3963	1921	1581	10	603	1144	348	8728	106.4	-2.1
Sac.	3153	6824	.462	896	2462	.364	1546	1988	.778	826	2689	3515	1941	1646	10	694	1145	420	8748	106.7	-3.9
Minn.	3246	6829	.475	811	2213	.366	1445	1881	.768	806	2508	3314	1896	1681	6	629	1169	413	8748	106.7	-1.1
CLEV.	3333	7284	.458	850	2353	.361	1271	1644	.773	902	2724	3626	2024	1690	5	598	1033	352	8787	107.2	+3.2
Wash.	3253	6978	.466	810	2224	.364	1489	1982	.751	868	2661	3529	1870	1621	12	606	1257	377	8805	107.4	+1.8
Orl.	3304	7081	.467	794	2160	.368	1425	1860	.766	799	2934	3733	1936	1532	9	622	1069	420	8827	107.6	-6.6
N.Y.	3259	7161	.455	806	2313	.348	1533	1988	.771	953	2715	3668	1786	1516	6	615	1061	374	8857	108.0	-3.7
Phil.	3244	7040	.461	729	2044	.357	1650	2135	.773	886	2801	3687	1859	1610	6	705	1242	445	8867	108.1	-5.7
Port.	3213	7069	.455	762	2058	.370	1706	2173	.785	830	2778	3608	1688	1624	4	633	1052	431	8894	108.5	-0.5
Hou.	3375	7286	.463	820	2389	.343	1415	1819	.778	878	2735	3613	1979	1674	11	697	1235	409	8985	109.6	+5.8
Den.	3454	7248	.477	808	2153	.375	1403	1794	.782	770	2576	3346	1972	1653	11	681	982	404	9119	111.2	+0.5
LA-L	3405	7054	.483	830	2246	.370	1499	1966	.762	843	2801	3644	2110	1520	9	698	1188	441	9139	111.5	-6.9
Bkn.	3414	7449	.458	816	2232	.366	1581	2049	.772	902	2965	3867	1888	1671	9	780	1092	457	9225	112.5	-6.7
Phoe.	3300	7070	.467	825	2159	.382	1868	2387	.783	840	2772	3612	1818	1822	5	663	1222	435	9293	113.3	-5.6

NBA TEAM STATISTICS

TEAMS' STATISTICS (PER GAME)

TEAM	G	FIELD GOALS			3-PT. F.G.'S			FREE THROWS			--- REBOUNDS ---			----- MISCELLANEOUS -----						
		MADE	ATT	PCT	MADE	ATT	PCT	MADE	ATT	PCT	OFF	DEF	TOT	AST	PF	DQ	STL	TO	BLK	PTS
Atl.	82	38.09	84.37	.451	8.89	26.06	.341	18.10	24.87	.728	10.27	34.06	44.33	23.63	18.18	0.06	8.20	15.78	4.84	103.2
Bos.	82	38.63	85.10	.454	12.01	33.44	.359	18.73	23.21	.807	9.07	32.90	41.98	25.23	20.56	0.07	7.52	13.27	4.15	108.0
Bkn.	82	37.83	85.21	.444	10.70	31.60	.338	19.41	24.63	.788	8.79	35.11	43.90	21.41	21.05	0.10	7.23	16.54	4.73	105.8
Cha.	82	37.72	85.37	.442	10.05	28.62	.351	19.40	23.82	.815	8.79	34.79	43.59	23.06	16.59	0.09	6.96	11.49	4.76	104.9
Chi.	82	38.65	87.09	.444	7.60	22.33	.340	17.98	22.54	.798	12.18	34.11	46.29	22.57	17.74	0.05	7.84	13.56	4.79	102.9
CLEV.	82	39.94	84.91	.470	13.01	33.89	.384	17.45	23.33	.748	9.34	34.41	43.76	22.66	18.12	0.10	6.57	13.67	4.01	110.3
Dall.	82	36.20	82.32	.440	10.71	30.16	.355	14.82	18.49	.801	7.89	30.68	38.57	20.79	19.11	0.10	7.49	11.85	3.74	97.9
Den.	82	41.18	87.73	.469	10.61	28.84	.368	18.74	24.22	.774	11.78	34.60	46.38	25.33	19.11	0.04	6.93	14.95	3.94	111.7
Det.	82	39.87	88.80	.449	7.70	23.34	.330	13.90	19.34	.719	11.07	34.61	45.68	21.12	17.89	0.05	7.00	11.87	3.78	101.3
G.S.	82	43.07	87.07	.495	11.98	31.24	.383	17.77	22.56	.788	9.39	35.04	44.43	30.38	19.33	0.05	9.57	14.77	6.77	115.9
Hou.	82	40.30	87.22	.462	14.40	40.32	.357	20.33	26.55	.766	10.88	33.49	44.37	25.24	19.93	0.06	8.17	15.12	4.29	115.3
Ind.	82	39.28	84.52	.465	8.65	22.99	.376	17.89	22.09	.810	9.05	32.95	42.00	22.49	19.48	0.09	8.16	13.78	5.01	105.1
LA-C	82	39.54	83.17	.475	10.26	27.38	.375	19.34	25.95	.745	9.00	34.01	43.01	22.54	19.83	0.05	7.46	12.96	4.24	108.7
LA-L	82	39.32	87.37	.450	8.90	25.73	.346	17.04	22.60	.754	11.38	32.15	43.52	20.93	20.71	0.09	8.22	15.16	3.90	104.6
Mem.	82	36.39	83.59	.435	9.35	26.45	.354	18.34	23.39	.784	10.80	31.96	42.77	21.27	22.44	0.18	7.96	12.91	4.20	100.5
Miami	82	39.05	85.82	.455	9.85	26.99	.365	15.22	21.56	.706	10.63	32.99	43.62	21.24	20.49	0.09	7.17	13.44	5.76	103.2
Milw.	82	38.80	81.88	.474	8.78	23.74	.370	17.23	22.43	.768	8.80	31.57	40.38	24.20	20.24	0.09	8.12	13.96	5.33	103.6
Minn.	82	39.45	84.43	.467	7.33	21.02	.349	19.34	24.22	.799	11.44	30.98	42.41	23.66	20.07	0.11	7.98	14.02	4.51	105.6
N.O.	82	39.15	86.95	.450	9.37	26.78	.350	16.68	22.26	.750	8.57	35.11	43.68	22.79	18.17	0.06	7.78	12.85	5.52	104.3
N.Y.	82	39.56	88.45	.447	8.59	24.66	.348	16.63	21.11	.788	11.99	33.20	45.18	21.78	20.34	0.16	7.10	13.90	5.52	104.3
OKC.	82	39.48	87.43	.452	8.44	25.80	.327	19.21	25.77	.745	12.22	34.40	46.62	20.99	20.91	0.07	7.90	15.00	4.98	106.6
Orl.	82	38.28	86.99	.440	8.55	26.09	.328	15.96	21.38	.747	9.84	33.34	43.18	22.20	19.32	0.06	7.07	13.30	4.83	101.1
Phil.	82	37.66	85.24	.442	10.13	29.79	.340	16.99	22.02	.771	9.84	33.00	42.84	23.77	21.87	0.12	8.44	16.67	5.09	102.4
Phoe.	82	39.88	88.54	.450	7.50	22.61	.332	20.44	26.33	.776	11.90	33.07	44.98	19.56	24.76	0.24	8.21	15.41	4.87	107.7
Port.	82	39.55	86.10	.459	10.39	27.72	.375	18.45	23.66	.780	10.12	33.54	43.66	21.13	21.17	0.18	7.00	13.73	4.98	107.9
Sac.	82	37.87	82.12	.461	8.99	23.90	.376	18.09	23.33	.775	8.72	32.34	41.06	22.49	20.33	0.11	7.65	14.65	3.96	102.8
S.A.	82	39.29	83.71	.469	9.18	23.50	.391	17.56	22.02	.797	10.01	33.87	43.88	23.83	18.27	0.02	7.99	13.43	5.90	105.3
Tor.	82	39.16	84.37	.464	8.84	24.34	.363	19.70	24.73	.796	10.62	32.63	43.26	18.50	20.83	0.07	8.26	12.70	4.88	106.9
Utah	82	36.99	79.45	.466	9.65	25.95	.372	17.09	22.87	.747	9.40	33.83	43.23	20.13	18.84	0.09	6.71	13.63	5.00	100.7
Wash.	82	41.32	87.04	.475	9.22	24.76	.372	17.33	22.10	.784	10.28	32.57	42.85	23.85	21.28	0.13	8.45	14.17	4.11	109.2

OPPONENTS' STATISTICS (PER GAME)

		FIELD GOALS			3-PT. F.G.'S			FREE THROWS			--- REBOUNDS ---			----- MISCELLANEOUS -----						
TEAM	G	MADE	ATT	PCT	MADE	ATT	PCT	MADE	ATT	PCT	OFF	DEF	TOT	AST	PF	DQ	STL	TO	BLK	PTS
Atl.	82	38.76	87.26	.444	10.89	30.51	.357	15.61	20.22	.772	10.68	33.20	43.88	23.40	21.56	0.17	9.00	15.39	5.17	104.0
Bos.	82	38.63	85.79	.450	8.96	26.99	.332	19.15	24.90	.769	10.77	33.77	44.54	22.57	20.29	0.12	7.60	13.91	5.20	105.4
Bkn.	82	41.63	90.84	.458	9.95	27.22	.366	19.28	24.99	.772	11.00	36.16	47.16	23.02	20.38	0.11	9.51	13.32	5.57	112.5
Cha.	82	39.48	86.48	.456	11.59	31.43	.369	14.16	18.24	.776	8.91	35.48	44.39	24.54	19.89	0.07	6.57	13.06	5.50	104.7
Chi.	82	39.46	86.57	.456	8.91	25.87	.345	14.60	18.96	.770	10.28	32.90	43.18	23.65	18.79	0.07	7.34	13.40	4.61	102.4
CLEV.	82	40.65	88.83	.458	10.37	28.70	.361	15.50	20.05	.773	11.00	33.22	44.22	24.68	20.61	0.06	7.29	12.60	4.29	107.2
Dall.	82	37.01	78.99	.469	9.61	25.29	.380	17.21	22.28	.772	8.87	35.65	44.51	21.26	19.40	0.07	6.52	14.95	3.41	100.8
Den.	82	42.12	88.39	.477	9.85	26.26	.375	17.11	21.88	.782	9.39	31.41	40.80	24.05	20.16	0.13	8.30	11.98	4.93	111.2
Det.	82	38.34	83.29	.460	9.35	25.59	.366	16.41	21.05	.780	8.00	34.88	42.88	23.52	17.49	0.04	6.72	12.76	4.16	102.5
G.S.	82	38.79	89.16	.435	8.99	27.77	.324	17.68	23.23	.761	11.74	31.76	43.50	22.71	19.37	0.05	8.60	15.51	3.82	104.3
Hou.	82	41.16	88.85	.463	10.00	29.13	.343	17.26	22.18	.778	10.71	33.35	44.06	24.13	20.41	0.13	8.50	15.06	4.99	109.6
Ind.	82	37.99	84.26	.451	10.35	29.13	.355	18.99	24.07	.789	10.72	33.55	44.27	22.34	19.50	0.10	8.06	14.94	4.96	105.3
LA-C	82	38.57	85.35	.452	9.18	26.27	.350	18.05	23.38	.772	10.21	32.93	43.13	23.06	22.38	0.15	7.04	13.22	3.15	104.4
LA-L	82	41.52	86.02	.483	10.12	27.39	.370	18.28	23.98	.762	10.28	34.16	44.44	25.73	18.54	0.11	8.51	14.49	5.38	111.5
Mem.	82	34.93	78.84	.443	9.91	28.04	.354	20.22	26.85	.753	9.28	32.83	42.11	20.06	20.83	0.12	7.00	14.28	5.00	100.0
Miami	82	37.90	84.20	.450	7.79	22.73	.343	18.51	23.66	.782	10.21	33.38	43.59	19.65	18.66	0.06	6.78	13.67	4.88	102.1
Milw.	82	38.00	82.95	.458	9.95	28.20	.353	17.85	23.17	.771	10.30	32.15	42.45	24.07	19.26	0.07	7.43	14.70	4.57	103.8
Minn.	82	39.59	83.28	.475	9.89	26.99	.366	17.62	22.94	.768	9.83	30.59	40.41	23.12	20.50	0.07	7.67	14.26	5.04	106.7
N.O.	82	40.07	89.01	.450	10.52	29.82	.353	15.77	20.70	.762	10.63	37.70	48.33	23.43	19.28	0.12	7.35	13.95	4.24	106.4
N.Y.	82	39.74	87.33	.455	9.83	28.21	.348	18.70	24.24	.771	11.62	33.11	44.73	21.78	18.49	0.07	7.50	12.94	4.56	108.0
OKC.	82	39.21	85.34	.459	8.83	24.83	.356	18.60	24.34	.764	9.15	31.50	40.65	21.44	20.70	0.11	8.51	13.77	5.49	105.8
Orl.	82	40.29	86.35	.467	9.68	26.34	.368	17.38	22.68	.766	9.74	35.78	45.52	23.61	18.68	0.11	7.59	13.04	5.12	107.6
Phil.	82	39.56	85.85	.461	8.89	24.93	.357	20.12	26.04	.773	10.80	34.16	44.96	22.67	19.63	0.07	8.60	15.15	5.43	108.1
Phoe.	82	40.24	86.22	.467	10.06	26.33	.382	22.78	29.11	.783	10.24	33.80	44.05	22.17	22.22	0.06	8.09	14.90	5.30	113.3
Port.	82	39.18	86.21	.455	9.29	25.10	.370	20.80	26.50	.785	10.12	33.88	44.00	20.59	19.80	0.05	7.72	12.83	5.26	108.5
Sac.	82	38.45	83.22	.462	10.93	30.02	.364	18.85	24.24	.778	10.07	32.79	42.87	23.67	20.07	0.12	8.46	13.96	5.12	106.7
S.A.	82	36.98	83.41	.443	8.15	23.70	.344	16.04	20.79	.771	9.76	31.71	41.46	21.43	19.79	0.04	7.49	14.44	4.06	98.1
Tor.	82	37.22	82.94	.449	9.68	27.32	.354	18.52	23.76	.780	10.13	31.95	42.09	21.78	20.32	0.06	6.67	14.63	4.78	102.6
Utah	82	36.32	81.99	.443	8.18	22.85	.358	15.95	20.74	.769	9.05	31.15	40.20	17.84	20.18	0.09	7.29	12.13	3.80	96.8
Wash.	82	39.67	85.10	.466	9.88	27.12	.364	18.16	24.17	.751	10.59	32.45	43.04	22.80	19.77	0.15	7.39	15.33	4.60	107.4
ONE TEAM	39.05	85.41	.457	9.65	27.00	.358	17.84	23.11	.772	10.14	33.38	43.51	22.63	19.90	0.09	7.70	13.95	4.75	105.6	
BOTH TEAMS	78.10	170.82	.457	19.31	54.00	.358	35.68	46.22	.772	20.27	66.75	87.03	45.25	39.80	0.18	15.41	27.90	9.49	211.1	

NBA LEAGUE RANKINGS

TEAMS' STATISTICS, RANK WITHIN LEAGUE

	ATL	BOS	BKN	CHA	CHI	CLE	DAL	DEN	DET	GS	HOU	IND	LAC	LAL	MEM	MIA	MIL	MIN	NO	NY	OKC	ORL	PHI	PHO	POR	SAC	SA	TOR	UTA	WAS
Points/game	22	7	12	16	23	4	30	3	26	1	2	15	6	17	29	21	20	13	18t	18t	11	27	25	9	8	24	14	10	28	5
FG pct.	18	16	24	26	25	5	29	6	22	1	12	10	2	21	30	15	4	8	20	23	17	28	27	19	14	13	7	11	9	3
FT pct.	28	3	9	1	6	23	4	17	29	11	20	2	27	21	13	30	19	5	22	10	26	25	18	15	14	16	7	8	24	12
3-pt FG pct.	23	14	26	18	24	2	16	11	28	3	15	4	7	22	17	12	10	20	19	21	30	29	25	27	6	5	1	13	9	8
Off. Reb./gm	14	22	26t	26t	2	21	30	5	8	20	9	23	24	7	10	11	25	6	29	3	1	17t	17t	4	15	28	16	12	19	13
Def. Reb./gm	10	22	1t	4	9	7	30	6	5	3	15	21	11	26	27	20	28	29	1t	17	8	16	19	18	14	25	12	23	13	24
Rebounds/game	9	27	10	16	3	12	30	2	4	7	8	26	21	17	24	15	29	25	13	5	1	20	23	6	14	28	11	18	19	22
Assists/game	10	4	20	11	14	13	27	2	24	1	3	16t	15	26	21	22	5	9	12	19	25	18	8	29	23	16t	7	30	28	6
Steals/game	7	18	21	27	15	30	19	28	25t	1	8	9	20	5	13	22	10	12	16	23	14	24	3	6	25t	17	11	4	29	2
Turnovers/gm	28	8	29	1	12	14	2	23	3	22	25	16	7	26	6	11	18	19	5	17	24	9	30	27	15	21	10	4	13	20
Blocks/gm	14	23	18	17	16	25	30	27	29	1	20	8	21	28	22	3	6	19	4t	4t	10t	15	7	13	10t	26	2	12	9	24
Pers.Fouls/gm	6	21	25	1	2	4	9t	9t	3	12	15	13	14	22	29	20	17	16	5	19	24	11	28	30	26	18	7	23	8	27
DQ/game	7t	11t	20t	14t	3t	20t	20t	2	3t	3t	7t	14t	3t	14t	28t	14t	14t	23t	7t	27	11t	7t	25	30	28t	23t	1	11t	14t	26

OPPONENTS' STATISTICS, RANK WITHIN LEAGUE

	ATL	BOS	BKN	CHA	CHI	CLE	DAL	DEN	DET	GS	HOU	IND	LAC	LAL	MEM	MIA	MIL	MIN	NO	NY	OKC	ORL	PHI	PHO	POR	SAC	SA	TOR	UTA	WAS
Points/game	10	15	29	13	6	20	4	27	7	11	26	14	12	28	3	5	9	18t	17	23	16	22	24	30	25	18t	2	8	1	21
FG pct.	5	9	18	15	14	16	27	29	20	1	23	10	11	30	3	7	17	28	8	13	19	25	21	26	12	22	4	6	2	24
FT pct.	16	9	15	21	11	20	18	26	25	3	23	30	17	5	2	27	12	8	4	13	6	7	19	28	29	22	14	24	10	1
3-pt FG pct.	16	2	22	25	6	18	29	28	21	1	4	13	8	26	11	3	9	23	10	7	14	24	15	30	27	19	5	12	17	20
Off. Reb./gm	22	25	27t	3	17t	27t	2	7	1	30	23	24	14t	17t	6	14t	19	10	21	29	5	8	26	16	12	11	9	13	4	20
Def. Reb./gm	15	20	29	26	12	16	27	3	25	6	17	19	13	23t	11	18	8	1	30	14	4	28	23t	21	22	10	5	7	2	9
Rebounds/game	16	25	29	22	13	20	24	4	10	14	19	21	12	3t	7	15	8	2	30	26	3	28	27	18	17	9	5	6	1	11
Assists/game	19	12	16	28	23	29	5	25	21	14	27	11	17	30	3	2	26	18	20	8t	7	22	13	10	4	24	6	8t	1	15
Steals/game	29	17	30	2	10	8t	1	22	4	27t	24	20	7	25t	6	5	13	18	11	15	25t	16	27t	21	19	23	14	3	8t	12
Turnovers/gm	2	17	21	23	20	28	6	30	27	1	5	7	22	11	13	19	9	14	16	25	18	24	4	8	26	15	12	10	29	3
Blocks/gm	22	23	30	29	12	8	2	15	6	4	17	16	1	26	18	14	10	19	7	9	28	20t	27	25	24	20t	5	13	3	11
Pers.Fouls/gm	3	11	9	15	25	6	21	13	30	22	8	20	1	28	4	27	24	7	23	29	5	26	19	2	16	14	17	10	12	18
DQ/game	1	6t	10t	16t	16t	23t	16t	4t	29t	27t	4t	14	2t	10t	6t	23t	16t	16t	6t	16t	10t	10t	16t	23t	27t	6t	29t	23t	15	2t

COMBINATION TEAM/OPPONENT STATISTICS, RANK WITHIN LEAGUE

Pts/game/diff.	19	8	29	15	14	7	23	12	21	1	3	17	4	30	13	10	16	20	22	24	11	28	27	26	18	25	2	5	6	9
Off. Reb. Pct.	15	25	28	27	4	20	30	2	12	18	10	24	23	7	9	11	22	3	29	5	1	21	19	6	17	26	14	8	16	13
Def. Reb. Pct.	19	27	18	2	11	21	7	5	1	29	22	25	10	23	8	14	26	20	13	30	3	9	28	15	12	17	6	16	4	24
Total Reb. Pct.	16	27	29	18	4	21	28	2	3	22	14	26	20	11	7	13	25	5	30	12	1	19	23	6	15	24	9	10	8	17

NBA TEAM COMPARISON

TEAM	POINTS PER GAME		FIELD GOAL PERCENTAGE		TURNOVERS PER GAME		REBOUND PERCENTAGES			BELOW 100 PTS.		OVERTIME GAMES		DECIDED 3 PTS. OR LESS		DECIDED 10 PTS. OR MORE	
	OWN	OPP.	OWN	OPP.	OWN	OPP.	OFF.	DEF.	TOT.	OWN	OPP.	W	L	W	L	W	L
Atlanta	103.2	104.0	.451	.444	15.8	15.4	.236	.761	.499	34	31	5	0	7	8	17	21
Boston	108.0	105.4	.454	.450	13.3	13.9	.212	.753	.483	18	23	2	1	7	6	17	11
Brooklyn	105.8	112.5	.444	.458	16.5	13.3	.196	.761	.479	28	10	1	1	3	6	9	30
Charlotte	104.9	104.7	.442	.456	11.5*	13.1	.199	.796	.497	26	24	0	6	0	9	19	18
Chicago	102.9	102.4	.444	.456	13.6	13.4	.270	.768	.519	34	32	2	2	5	6	17	23
CLEVELAND	110.3	107.2	.470	.458	13.7	12.6	.219	.758	.489	20	21	3	4	3	4	25	15
Dallas	97.9	100.8	.440	.469	11.9	15.0	.181	.776	.479	47	40	2	2	4	6	14	26
Denver	111.7	111.2	.469	.477	15.0	12.0	.273	.787	.530	13	12	0	3	5	10	24	19
Detroit	101.3	102.5	.449	.460	11.9	12.8	.241	.812*	.527	35	36	3	1	5	7	23	26
Golden State	115.9*	104.3	.495*	.435*	14.8	15.5*	.228	.749	.489	6	28	0	3	3	4	48	6
Houston	115.3	109.6	.462	.463	15.1	15.1	.246	.758	.502	5	18	3	0	8	3	30	11
Indiana	105.1	105.3	.465	.451	13.8	14.9	.212	.755	.483	24	27	4	2	4	2	23	19
L.A. Clippers	108.7	104.4	.475	.452	13.0	13.2	.215	.769	.492	20	32	1	1	3	6	33	14
L.A. Lakers	104.6	111.5	.450	.483	15.2	14.5	.250	.758	.504	28	15	1	0	2	4	14	31
Memphis	100.5	100.0	.435	.443	12.9	14.3	.248	.775	.511	34	41	5	2	7	5	17	20
Miami	103.2	102.1	.455	.450	13.4	13.7	.242	.764	.503	33	37	2	1	8	6	19	13
Milwaukee	103.6	103.8	.474	.458	14.0	14.7	.215	.754	.484	31	28	1	3	8	2	21	22
Minnesota	105.6	106.7	.467	.475	14.0	14.3	.272	.759	.516	24	23	2	3	7	10	18	19
New Orleans	104.3	106.4	.450	.450	12.9	14.0	.185	.768	.476	27	29	3	5	7	6	17	22
New York	104.3	108.0	.447	.455	13.9	12.9	.266	.741	.503	25	15	1	3	7	10	10	25
Oklahoma City	106.6	105.8	.452	.459	15.0	13.8	.279*	.790	.535*	22	26	4	1	12	7	23	21
Orlando	101.1	107.6	.440	.467	13.3	13.0	.216	.774	.495	37	21	2	2	5	5	10	32
Philadelphia	102.4	108.1	.442	.461	16.7	15.1	.224	.753	.489	34	15	1	4	9	8	7	29
Phoenix	107.7	113.3	.450	.467	15.4	14.9	.260	.764	.512	18	11	3	3	9	5	7	32
Portland	107.9	108.5	.459	.455	13.7	12.8	.230	.768	.499	19	21	4	5	7	11	18	16
Sacramento	102.8	106.7	.461	.462	14.6	14.0	.210	.763	.486	36	19	2	6	10	6	9	27
San Antonio	105.3	98.1	.469	.443	13.4	14.4	.240	.776	.508	23	44	4	1	8	5	30	8
Toronto	106.9	102.6	.464	.449	12.7	14.6	.249	.763	.506	24	29	3	1	8	7	26	8
Utah	100.7	96.8*	.466	.443	13.6	12.1	.232	.789	.510	32	42	2	1	4	4	23	10
Washington	109.2	107.4	.475	.466	14.2	15.3	.241	.755	.498	12	19	4	3	9	6	18	12
COMPOSITE; 2460 games	105.6		.457		14.0		.233	.767		769	769	70		184		586	

* - League Leader

REBOUND PERCENTAGES

OFF. - Percentage of a given team's missed shots which that team rebounds.

DEF. - Percentage of opponents' missed shots which a given team rebounds.

TOT. - Average of offensive and defensive rebound percentages.

NBA INDIVIDUAL LEAGUE LEADERS

SCORING AVERAGE	G	FG	FT	PTS	AVG
Westbrook, OKC.	81	824	710	2558	31.6
Harden, Hou.	81	674	746	2356	29.1
Thomas, Bos.	76	682	590	2199	28.9
Davis, N.O.	75	770	519	2099	28.0
DeRozan, Tor.	74	721	545	2020	27.3
Lillard, Por.	75	661	488	2024	27.0
Cousins, Sac.-N.O.	72	647	517	1942	27.0
JAMES, CLE.	74	736	358	1954	26.4
Leonard, S.A.	74	636	469	1888	25.5
Curry, G.S.	79	675	325	1999	25.3
IRVING, CLE.	72	671	297	1816	25.2
Towns, Min.	82	802	356	2061	25.1
Durant, G.S.	62	551	336	1555	25.1
Butler, Chi.	76	570	585	1816	23.9
George, Ind.	75	622	336	1775	23.7
Wiggins, Min.	82	709	412	1933	23.6
Walker, Cha.	79	643	304	1830	23.2
Wall, Was.	78	647	422	1805	23.1
Beal, Was.	77	637	282	1779	23.1
McCollum, Por.	80	692	268	1837	23.0
Antetokounmpo, Mil.	80	656	471	1832	22.9
Anthony, N.Y.	74	602	304	1659	22.4
Lowry, Tor.	60	426	299	1344	22.4
Thompson, G.S.	78	644	186	1742	22.3
Booker, Pho.	78	606	367	1726	22.1
Hayward, Utah	73	545	362	1601	21.9
Griffin, LA-C	61	479	320	1316	21.6
Bledsoe, Pho.	66	449	388	1390	21.1
Lopez, Bkn.	75	555	295	1539	20.5
Conley, Mem.	69	464	316	1415	20.5
Dragic, Mia.	73	534	298	1483	20.3
Gasol, Mem.	74	532	278	1446	19.5
Barnes, Dal.	79	599	242	1518	19.2
LOVE, CLE.	60	370	257	1142	19.0
Wade, Chi.	60	414	223	1096	18.3
Gallinari, Den.	63	335	349	1145	18.2
Porzingis, N.Y.	66	443	198	1196	18.1
Paul, LA-C	61	374	232	1104	18.1
Millsap, Atl.	69	430	311	1246	18.1
Rose, N.Y.	64	460	221	1154	18.0

REBOUNDS PER GAME	G	OFF	DEF	TOT	AVG
Whiteside, Mia.	77	293	795	1088	14.1
Drummond, Det.	81	345	770	1115	13.8
Jordan, LA-C	81	298	816	1114	13.8
Gobert, Utah	81	314	721	1035	12.8
Howard, Atl.	74	296	644	940	12.7
Towns, Min.	82	296	711	1007	12.3
Davis, N.O.	75	172	712	884	11.8
LOVE, CLE.	60	148	518	666	11.1
Cousins, Sac.-N.O.	72	152	642	794	11.0
Westbrook, OKC.	81	137	727	864	10.7
Vucevic, Orl.	75	176	603	779	10.4
Gortat, Was.	82	238	611	849	10.4
Rakic, Den.	73	212	506	718	9.8
Valanciunas, Tor.	80	226	533	759	9.5
THOMPSON, CLE.	78	286	429	715	9.2
Antetokounmpo, Mil.	80	142	558	700	8.8
JAMES, CLE.	74	97	542	639	8.6
Randle, LA-L	74	151	486	637	8.6
Durant, G.S.	62	39	474	513	8.3
Randolph, Mem.	73	182	416	598	8.2
Griffin, LA-C	61	112	385	497	8.1
Harden, Hou.	81	95	564	659	8.1
Capela, Hou.	65	178	348	526	8.1
Booker, Bkn.	71	143	428	571	8.0
Dieng, Min.	82	188	459	647	7.9
Green, G.S.	76	98	501	599	7.9
Gasol, S.A.	64	107	394	501	7.8
Millsap, Atl.	69	111	422	533	7.7
Adams, OKC.	80	281	331	612	7.7
Faried, Den.	61	183	279	462	7.6
Plumlee, Por.-Den.	81	170	435	605	7.5
Aminu, Por.	61	77	374	451	7.4
Turner, Ind.	81	139	450	589	7.3
Aldridge, S.A.	72	172	351	523	7.3
Porzingis, N.Y.	66	111	364	475	7.2
Nurkic, Den.-Por.	65	154	313	467	7.2
Green, Mem.	77	167	377	544	7.1
Kidombo, Orl.	81	157	410	567	7.0
Bied-Gilchrist, Cha.	81	156	409	565	7.0
Hernangomez, N.Y.	72	170	332	502	7.0

ASSISTS PER GAME	G	AST	AVG
Harden, Hou.	81	907	11.2
Wall, Was.	78	831	10.7
Westbrook, OKC.	81	840	10.4
Paul, LA-C	61	563	9.2
Rubio, Min.	75	682	9.1
JAMES, CLE.	74	646	8.7
Teague, Ind.	82	639	7.8
Holiday, N.O.	67	488	7.3
Green, G.S.	76	533	7.0
Lowry, Tor.	60	417	7.0
Rondo, Chi.	69	461	6.7
Curry, G.S.	79	524	6.6
McConnell, Phi.	81	534	6.6
Payton, Orl.	82	529	6.5
Bledsoe, Pho.	66	418	6.3
Schroder, Atl.	79	499	6.3
Conley, Mem.	69	433	6.3
Batum, Cha.	77	456	5.9
Thomas, Bos.	76	448	5.9
Lillard, Por.	75	440	5.9
Dragic, Mia.	73	424	5.8
IRVING, CLE.	72	418	5.8
Dero. Williams, ALL to64	64	360	5.6
Walker, Cha.	79	434	5.5
Butler, Chi.	76	417	5.5
Antetokounmpo, Mil.	80	434	5.4
Smith, Det.	81	418	5.2
Frazier, N.O.	65	335	5.2
Nelson, Den.	75	385	5.1
Rodriguez, Phi.	68	344	5.1
Horford, Bos.	68	337	5.0
Griffin, LA-C	61	300	4.9
Jokic, Den.	73	359	4.9
Jennings, N.Y.-Was.	81	395	4.9
Lawson, Sac.	69	334	4.8
Durant, G.S.	62	300	4.8
Russell, LA-L	63	303	4.8
Dellavedova, Mil.	76	357	4.7
Cousins, Sac.-N.O.	72	332	4.6
Smart, Bos.	79	364	4.6

FIELD GOAL PCT.	FG	FGA	PCT
Jordan, LA-C	412	577	.714
Gobert, Utah	413	625	.661
Capela, Hou.	362	563	.643
Howard, Atl.	388	613	.633
Gortat, Was.	390	674	.579
Jokic, Den.	494	854	.578
Adams, OKC.	374	655	.571
Whiteside, Mia.	542	973	.557
Valanciunas, Tor.	391	702	.557
JAMES, CLE.	736	1344	.548
Kanter, OKC.	402	737	.545
Towns, Min.	802	1480	.542
Durant, G.S.	551	1026	.537
Plumlee, Por.-Den.	334	623	.536
Monroe, Mil.	387	725	.534
Drummond, Det.	483	911	.530
T. Young, Ind.	362	687	.527
Antetokounmpo, Mil.	656	1259	.521
Booker, Bkn.	305	591	.516
Porter, Was.	414	803	.516
Gibson, Chi.-OKC.	365	709	.515
Turner, Ind.	444	869	.511
Davis, N.O.	770	1526	.505
Harkless, Por.	314	624	.503
Harris, Den.	320	637	.502
Dieng, Min.	332	661	.502
Gasol, S.A.	303	604	.502
Warren, Pho.	403	814	.495
Griffin, LA-C	479	971	.493
Lopez, Chi.	382	775	.493
Parker, Mil.	399	814	.490
Randle, LA-L	377	774	.487
Leonard, S.A.	636	1312	.485
Beal, Was.	637	1322	.482
Curry, Dal.	338	703	.481
Harris, Det.	511	1063	.481
McCollum, Por.	692	1441	.480
Leuer, Det.	310	646	.480
Ibaka, Orl.-Tor.	471	982	.480
J. Johnson, Mia.	368	769	.479

3-PT FIELD GOAL PCT.	3FG	3GA	PCT
KORVER, ATL.-CLE.	162	359	.451
Crabbe, Por.	134	302	.444
Ingles, Utah	123	279	.441
Porter, Was.	148	341	.434
Redick, LA-C	201	468	.429
Curry, Dal.	137	322	.425
McCollum, Por.	185	439	.421
Harris, Den.	107	255	.420
Babbitt, Mia.	87	210	.414
Thompson, G.S.	268	647	.414
Mills, S.A.	147	355	.414
Miles, Ind.	169	409	.413
Lowry, Tor.	193	468	.412
J. Johnson, Utah	106	258	.411
Curry, G.S.	324	789	.411
Paul, LA-C	124	302	.411
FRYE, CLE.	137	335	.409
Conley, Mem.	171	420	.407
Snell, Mil.	144	355	.406
Dragic, Mia.	117	289	.405
Beal, Was.	223	552	.404
Young, LA-L	170	421	.404
Hill, Utah	94	233	.403
Anderson, Hou.	204	506	.403
Lee, N.Y.	108	269	.401
IRVING, CLE.	177	441	.401
Walker, Cha.	240	602	.399
Crowder, Bos.	157	394	.398
Hayward, Utah	149	374	.398
Walters, Mia.	85	215	.395
George, Ind.	195	496	.393
Ginobili, S.A.	89	227	.392
Tolliver, Sac.	90	230	.391
Ibaka, Orl.-Tor.	124	317	.391
Hield, N.O.-Sac.	148	379	.391
Bradley, Bos.	108	277	.390
Galloway, N.O.-Sac.	120	308	.390
Gallinari, Den.	126	324	.389
Daniels, Mem.	138	355	.389
Nelson, Den.	106	273	.388

FREE THROW PCT.	FT	FTA	PCT
McCollum, Por.	268	294	.912
Thomas, Bos.	590	649	.909
IRVING, CLE.	297	328	.905
Gallinari, Den.	349	387	.902
George, Ind.	336	374	.898
Curry, G.S.	325	362	.898
Lillard, Por.	488	545	.895
Bogdanovic, Bkn.-Was	217	243	.893
Belinelli, Cha.	150	168	.893
Paul, LA-C	232	260	.892
Rubio, Min.	254	285	.891
Redick, LA-C	180	202	.891
Leonard, S.A.	469	533	.880
L. Williams, LA-L-Ho	402	457	.880
Durant, G.S.	336	384	.875
Rose, N.Y.	221	253	.874
Williams, Cha.	131	150	.873
LOVE, CLE.	257	295	.871
Teague, Ind.	360	415	.867
Butler, Chi.	585	676	.865
Green, Orl.	145	168	.863
Barnes, Dal.	242	281	.861
Anderson, Hou.	129	150	.860
Collison, Sac.	147	171	.860
Conley, Mem.	316	368	.859
Crawford, LA-C	174	203	.857
Knight, Pho.	132	154	.857
Batum, Cha.	243	284	.856
Schroder, Atl.	218	255	.855
Thompson, G.S.	186	218	.853
Bledsoe, Pho.	388	458	.847
Walker, Cha.	304	359	.847
Harden, Hou.	746	881	.847
Westbrook, OKC.	710	840	.845
Hayward, Utah	362	429	.844
Kilpatrick, Bkn.	204	242	.843
DeRozan, Tor.	545	647	.842
Harris, Det.	190	226	.841
Gordon, Hou.	147	175	.840
Gasol, Mem.	278	332	.837

NBA INDIVIDUAL LEAGUE LEADERS (CONT.)

STEALS PER GAME	G	STL	AVG	BLOCKS PER GAME	G	BLK	AVG	MINUTES PER GAME	G	MIN	AVG
Green, G.S.	76	154	2.03	Gobert, Utah	81	214	2.64	JAMES, CLE.	74	2795	37.8
Wall, Was.	78	157	2.01	Davis, N.O.	75	167	2.23	Lowry, Tor.	60	2244	37.4
Paul, LA-C	61	119	1.95	Turner, Ind.	81	173	2.14	Wiggins, Min.	82	3048	37.2
Covington, Phi.	67	127	1.90	Whiteside, Mia.	77	162	2.10	Butler, Chi.	76	2809	37.0
Butler, Chi.	76	143	1.88	Porzingis, N.Y.	66	129	1.95	Towns, Min.	82	3031	37.0
Ariza, Hou.	80	147	1.84	Antetokounmpo, Mil.	80	151	1.89	Harden, Hou.	81	2947	36.4
Curry, G.S.	79	142	1.80	Jordan, LA-C	81	134	1.65	Wall, Was.	78	2836	36.4
Leonard, S.A.	74	133	1.80	Lopez, Bkn.	75	124	1.65	Davis, N.O.	75	2708	36.1
Rubio, Min.	75	128	1.71	Durant, G.S.	62	99	1.60	Lillard, Por.	75	2693	35.9
McConnell, Phi.	81	134	1.65	Ibaka, Orl.-Tor.	79	124	1.57	George, Ind.	75	2689	35.9
Antetokounmpo, Mil.	80	131	1.64	Lopez, Chi.	81	117	1.44	Antetokounmpo, Mil.	80	2845	35.6
Westbrook, OKC.	81	132	1.63	Green, G.S.	76	106	1.39	Barnes, Dal.	79	2804	35.5
Allen, Mem.	71	115	1.62	Henson, Mil.	58	78	1.34	DeRozan, Tor.	74	2620	35.4
George, Ind.	75	119	1.59	Gasol, Mem.	74	99	1.34	IRVING, CLE.	72	2525	35.1
Smart, Bos.	79	125	1.58	O'Quinn, N.Y.	79	104	1.32	Booker, Pho.	78	2731	35.0
Sefolosha, Atl.	62	96	1.55	Cousins, Sac.-N.O.	72	93	1.29	McCollum, Por.	80	2796	34.9
Drummond, Det.	81	124	1.53	Len, Pho.	77	98	1.27	Beal, Was.	77	2684	34.9
T. Young, Ind.	74	113	1.53	Horford, Bos.	68	86	1.26	Walker, Cha.	79	2739	34.7
Harden, Hou.	81	121	1.49	Towns, Min.	82	103	1.26	Ariza, Hou.	80	2773	34.7
Holiday, N.O.	67	100	1.49	Howard, Atl.	74	92	1.24	Westbrook, OKC.	81	2802	34.6
Lowry, Tor.	60	89	1.48	Aldridge, S.A.	72	88	1.22	Hayward, Utah	73	2516	34.5
Beverley, Hou.	67	99	1.48	Capela, Hou.	65	79	1.22	Anthony, N.Y.	74	2538	34.3
Porter, Was.	80	116	1.45	Dieng, Min.	82	95	1.16	Cousins, Sac.-N.O.	72	2465	34.2
Rondo, Chi.	69	99	1.43	Nurkic, Den.-Por.	65	74	1.14	Gasol, Mem.	74	2531	34.2
Wade, Chi.	60	86	1.43	Plumlee, Por.-Den.	81	92	1.14	Matthews, Dal.	73	2495	34.2
Tucker, Pho.-Tor.	81	116	1.43	J. Johnson, Mia.	76	86	1.13	Griffin, LA-C	61	2076	34.0
Cousins, Sac.-N.O.	72	100	1.39	Biyombo, Orl.	81	91	1.12	Batum, Cha.	77	2617	34.0
Russell, LA-L	63	87	1.38	Drummond, Det.	81	89	1.10	Thompson, G.S.	78	2649	34.0
Bledsoe, Pho.	66	91	1.38	Gasol, S.A.	64	70	1.09	Millsap, Atl.	69	2343	34.0
Conley, Mem.	69	92	1.33	THOMPSON, CLE.	78	84	1.08	Gobert, Utah	81	2744	33.9
Millsap, Atl.	69	90	1.30	Covington, Phi.	67	69	1.03	Gallinari, Den.	63	2134	33.9
Nance, LA-L	63	82	1.30	Roberson, OKC.	79	79	1.00	Thomas, Bos.	76	2569	33.8
Temple, Sac.	65	84	1.29	Grant, Phi.-OKC.	80	79	0.99	Dragic, Mia.	73	2459	33.7
Davis, N.O.	75	94	1.25	Vucevic, Orl.	75	74	0.99	Leonard, S.A.	74	2475	33.4
Bazemore, Atl.	73	91	1.25	Adams, OKC.	80	78	0.98	Curry, G.S.	79	2639	33.4
JAMES, CLE.	74	92	1.24	Kidd-Gilchrist, Cha.	81	77	0.95	Durant, G.S.	62	2070	33.4
Teague, Ind.	82	101	1.23	Zeller, Cha.	62	58	0.94	Caldwell-Pope, Det.	76	2529	33.3
Dragic, Mia.	73	89	1.22	Harkless, Por.	77	70	0.91	Conley, Mem.	69	2292	33.2
Roberson, OKC.	79	94	1.19	Millsap, Atl.	69	62	0.90	Oladipo, OKC.	67	2223	33.2
Ginobili, S.A.	69	82	1.19	McGee, G.S.	77	67	0.87	Bledsoe, Pho.	66	2176	33.0

NBA ROOKIE LEAGUE LEADERS

SCORING AVERAGE	G	FG	FT	PTS	AVG	REBOUNDS PER GAME	G	OFF	DEF	TOT	AVG	ASSISTS PER GAME	G	AST	AVG
Embiid, Phi.	31	200	191	627	20.2	Embiid, Phi.	31	61	182	243	7.8	Brogdon, Mil.	75	317	4.2
Saric, Phi.	81	381	172	1040	12.8	Hernangomez, N.Y.	72	170	332	502	7.0	Ferrell, Bkn.-Dal.	46	172	3.7
Hield, N.O.-Sac.	82	327	64	866	10.6	Saric, Phi.	81	112	401	513	6.3	Ulis, Pho.	61	226	3.7
Brogdon, Mil.	75	290	109	767	10.2	Labissiere, Sac.	33	51	111	162	4.9	Harrison, Mem.	72	198	2.8
Ferrell, Bkn.-Dal.	46	160	74	462	10.0	Chriss, Pho.	82	96	252	348	4.2	Delaney, Atl.	73	193	2.6
Murray, Den.	82	295	106	811	9.9	Zubac, LA-L	38	41	118	159	4.2	Whitehead, Bkn.	73	192	2.6
Ingram, LA-L	79	276	133	740	9.4	Ingram, LA-L	79	60	256	316	4.0	Dunn, Min.	78	188	2.4
Chriss, Pho.	82	284	113	753	9.2	Sabonis, OKC.	81	46	242	288	3.6	Saric, Phi.	81	182	2.2
Labissiere, Sac.	33	117	52	289	8.8	Siakam, Tor.	55	64	121	185	3.4	Embiid, Phi.	31	66	2.1
LeVert, Bkn.	57	171	67	468	8.2	LeVert, Bkn.	57	23	165	188	3.3	Ingram, LA-L	79	166	2.1
Hernangomez, N.Y.	72	246	91	587	8.2	Hield, N.O.-Sac.	82	35	235	270	3.3	Murray, Den.	82	170	2.1
Zubac, LA-L	38	126	32	284	7.5	McGruder, Mia.	78	94	162	256	3.3	Baker, N.Y.	52	107	2.1
Whitehead, Bkn.	73	204	91	543	7.4	Poeltl, Tor.	54	78	87	165	3.1	Christon, OKC.	64	130	2.0
Ulis, Pho.	61	184	55	444	7.3	Hernangomez, Den.	62	43	144	187	3.0	LeVert, Bkn.	57	110	1.9
Brown, Bos.	78	192	85	515	6.6	Zipser, Chi.	44	15	110	125	2.8	Baldwin, Mem.	33	61	1.8
Luwawu, Phi.	69	145	105	445	6.4	Brogdon, Mil.	75	47	166	213	2.8	Satoransky, Was.	57	92	1.6
McGruder, Mia.	78	190	44	497	6.4	Brown, Bos.	78	45	175	220	2.8	McGruder, Mia.	78	124	1.6
Kuzminskas, N.Y.	68	158	55	425	6.3	Finney-Smith, Dal.	81	55	167	222	2.7	Hield, N.O.-Sac.	82	121	1.5
T. Williams, Mem.-Hou.	30	73	21	185	6.2	Prince, Atl.	59	25	132	157	2.7	FELDER, CLE.	42	58	1.4
Abrines, OKC.	68	134	44	406	6.0	Valentine, Chi.	57	11	140	151	2.6	Hernangomez, N.Y.	72	96	1.3

FIELD GOAL PCT.	FG	FGA	PCT	3-PT FIELD GOAL PCT.	3FG	3GA	PCT	FREE THROW PCT.	FT	FTA	PCT
Hernangomez, N.Y.	246	465	.529	Hernangomez, Den.	46	113	.407	Murray, Den.	106	120	.883
Embiid, Phi.	200	429	.466	Brogdon, Mil.	78	193	.404	Brogdon, Mil.	109	126	.865
Brogdon, Mil.	290	635	.457	Bertans, S.A.	69	173	.399	Luwawu, Phi.	105	123	.854
Brown, Bos.	192	423	.454	Hield, N.O.-Sac.	148	379	.391	Hield, N.O.-Sac.	64	76	.842
LeVert, Bkn.	171	380	.450	Ferrell, Bkn.-Dal.	68	176	.386	Ferrell, Bkn.-Dal.	74	89	.831
Chriss, Pho.	284	632	.449	Abrines, OKC.	94	247	.381	Delaney, Atl.	75	93	.806
Kuzminskas, N.Y.	158	368	.429	Valentine, Chi.	73	208	.351	Whitehead, Bkn.	91	113	.805
Hield, N.O.-Sac.	327	767	.426	Brown, Bos.	46	135	.341	Prince, Atl.	74	94	.787
Ulis, Pho.	184	437	.421	Murray, Den.	115	344	.334	Embiid, Phi.	191	244	.783
McGruder, Mia.	190	460	.413	McCaw, G.S.	41	123	.333	Saric, Phi.	172	220	.782

STEALS PER GAME	G	STL	AVG	BLOCKS PER GAME	G	BLK	AVG	MINUTES PER GAME	G	MIN	AVG
Brogdon, Mil.	75	84	1.12	Embiid, Phi.	31	76	2.45	Ingram, LA-L	79	2279	28.9
Dunn, Min.	78	78	1.00	Zubac, LA-L	38	33	0.87	Brogdon, Mil.	75	1982	26.4
Ferrell, Bkn.-Dal.	46	42	0.91	Chriss, Pho.	82	70	0.85	Saric, Phi.	81	2129	26.3
T. Williams, Mem.-Ho.	30	27	0.90	Siakam, Tor.	55	45	0.82	Ferrell, Bkn.-Dal.	46	1197	26.0
Embiid, Phi.	31	27	0.87	Bender, Pho.	43	22	0.51	Embiid, Phi.	31	786	25.4
LeVert, Bkn.	57	49	0.86	Hernangomez, N.Y.	72	36	0.50	McGruder, Mia.	78	1966	25.2
Chriss, Pho.	82	67	0.82	Whitehead, Bkn.	73	36	0.49	Hield, N.O.-Sac.	82	1888	23.0
Ulis, Pho.	61	48	0.79	Davis, Mem.	36	17	0.47	Whitehead, Bkn.	73	1643	22.5
Harrison, Mem.	72	53	0.74	Dunn, Min.	78	36	0.46	LeVert, Bkn.	57	1237	21.7
Prince, Atl.	59	43	0.73	Prince, Atl.	59	27	0.46	Murray, Den.	82	1765	21.5

NBA HIGHS AND LOWS

SINGLE-GAME HIGHS / PLAYERS

Minutes -- 60, Millsap, ATL vs. NY, 1/29 (4 OT)
Minutes -- 46, Booker, PHO vs. UTA, 1/16
Field Goals -- 21, Westbrook, OKC at ORL, 3/29 (OT)
Field Goals -- 21, (3 times, most recently) Booker, PHO at BOS, 3/24
FG Attempts -- 44, Westbrook, OKC vs. PHO, 10/28 (OT)
FG Attempts -- 40, Booker, PHO at BOS, 3/24
3-Pt. Field Goals -- 13, Curry, GS vs. NO, 11/7
3-Pt. FG Attempts -- 19, Harden, HOU vs. DET, 4/7
Free Throws -- 24, Booker, PHO at BOS, 3/24
FT Attempts -- 26, Booker, PHO at BOS, 3/24
Off. Rebounds -- 13, Gobert, UTA vs. NY, 3/22
Def. Rebounds -- 20, Cousins, NO vs. SA, 3/3 (OT)
Def. Rebounds -- 20, Jordan, LAC at NO, 12/28
Def. Rebounds -- 20, Towns, MIN at HOU, 4/12
Rebounds -- 25, Gobert, UTA at DAL, 1/20 (OT)
Rebounds -- 25, Whiteside, MIA vs. ATL, 11/15
Rebounds -- 25, Jordan, LAC at NO, 12/28
Assists -- 22, Westbrook, OKC vs. PHO, 12/17
Steals -- 10, Green, GS at MEM, 2/10
Turnovers -- 12, Harden, HOU vs. TOR, 11/23
Blocks -- 8, (3 times, most recently) Gobert, UTA at IND, 3/20
Points -- 70, Booker, PHO at BOS, 3/24

SINGLE-GAME HIGHS AND LOWS / TEAMS

Field Goals -- 57, Golden State, vs. LAC, 1/28
Fewest Field Goals -- 21, Dallas, vs. MEM, 11/18
FG Attempts -- 128, New York, at ATL, 1/29 (4 OT)
FG Attempts -- 109, Phoenix, at SAC, 4/11
Fewest FG Attempts -- 62, Utah, vs. MEM, 1/28
Field Goal Pct. -- .640, Brooklyn, at PHI, 4/4
Lowest Field Goal Pct. -- .288, Dallas, vs. MEM, 11/18

3-PT. FIELD GOALS -- 25, CLEVELAND, AT ATL, 3/3

3-Pt. FG Attempts -- 61, Houston, vs. NO, 12/16
3-Pt. FG Pct. -- .700, Sacramento, at SA, 3/19
Free Throws -- 42, Washington, at PHO, 3/7
Fewest Free Throws -- 2, Indiana, at CHA, 3/6
FT Attempts -- 53, Washington, at PHO, 3/7
Fewest FT Attempts -- 3, Indiana, at CHA, 3/6
Free Throw Pct. -- 1.000, (17 times, most recently) Minnesota, at UTA, 4/7
Lowest Free Throw Pct. -- .176, Detroit, at NO, 3/1
Off. Rebounds -- 26, Denver, at BKN, 12/7
Off. Rebounds -- 26, Atlanta, vs. BKN, 3/26
Fewest Off. Rebounds -- 1, (4 times, most recently) Brooklyn, at PHI, 4/4
Def. Rebounds -- 51, Detroit, vs. PHO, 3/19
Fewest Def. Rebounds -- 18, Memphis, at TOR, 11/30
Rebounds -- 67, Chicago, at POR, 11/15
Fewest Rebounds -- 25, (4 times, most recently) Philadelphia, at OKC, 3/22
Assists -- 47, Golden State, vs. LAL, 11/23
Fewest Assists -- 7, Toronto, at MIA, 3/11
Personal Fouls -- 39, New York, at ATL, 1/29 (4 OT)
Personal Fouls -- 36, Phoenix, vs. DEN, 1/28
Fewest Personal Fouls -- 8, (4 times, most recently) Charlotte, vs. IND, 3/6
Steals -- 20, Houston, vs. LAL, 12/7
Turnovers -- 29, Denver, at WAS, 12/8
Fewest Turnovers -- 3, Boston, vs. NY, 1/18
Fewest Turnovers -- 3, Portland, vs. UTA, 4/8
Blocks -- 15, San Antonio, vs. TOR, 1/3
Points -- 149, Golden State, vs. LAL, 11/23
Fewest Points -- 64, Dallas, vs. MEM, 11/18

NBA ATTENDANCE

TEAM	HOME ATTENDANCE			ROAD ATTENDANCE		
	G	ATT	AVG	G	ATT	AVG
Atlanta Hawks	41	654,306	15,959	41	730,479	17,817
Boston Celtics	41	760,690	18,553	41	750,843	18,313
Brooklyn Nets	41	632,608	15,429	41	727,958	17,755
Charlotte Hornets	41	710,643	17,333	41	720,119	17,564
Chicago Bulls	41	888,882	21,680	41	739,359	18,033
CLEVELAND CAVALIERS	41	843,042	20,562	41	779,880	19,021
Dallas Mavericks	41	811,366	19,789	41	718,291	17,519
Denver Nuggets	41	605,585	14,770	41	714,236	17,420
Detroit Pistons	41	655,141	15,979	41	725,680	17,700
Golden State Warriors	41	803,436	19,596	41	779,621	19,015
Houston Rockets	41	695,903	16,973	41	743,761	18,141
Indiana Pacers	41	684,578	16,697	41	731,786	17,848
Los Angeles Clippers	41	782,609	19,088	41	733,478	17,890
Los Angeles Lakers	41	776,917	18,949	41	745,860	18,192
Memphis Grizzlies	41	677,314	16,520	41	723,881	17,656
Miami Heat	41	805,400	19,644	41	730,566	17,819
Milwaukee Bucks	41	648,952	15,828	41	735,056	17,928
Minnesota Timberwolves	41	607,203	14,810	41	742,174	18,102
New Orleans Pelicans	41	663,099	16,173	41	740,577	18,063
New York Knickerbockers	41	810,741	19,774	41	735,028	17,928
Oklahoma City Thunder	41	746,323	18,203	41	753,331	18,374
Orlando Magic	41	727,875	17,753	41	710,690	17,334
Philadelphia 76ers	41	710,557	17,331	41	705,569	17,209
Phoenix Suns	41	708,639	17,284	41	722,367	17,619
Portland Trail Blazers	41	792,029	19,318	41	719,788	17,556
Sacramento Kings	41	721,928	17,608	41	717,065	17,489
San Antonio Spurs	41	755,347	18,423	41	743,388	18,131
Toronto Raptors	41	813,050	19,830	41	734,953	17,926
Utah Jazz	41	806,142	19,662	41	705,701	17,212
Washington Wizards	41	697,107	17,003	41	735,927	17,949
National Basketball Association	1230	21,997,412	17,884	1230	21,997,412	17,884
TOTALS	1230	21,997,412	17,884	1230	21,997,412	17,884



PRESENTED BY
DISCOUNT
drug mart

CAVALIERS PLAYOFF HISTORY

CAVALIERS YEAR-BY-YEAR PLAYOFF RESULTS

1976 Playoff Results

Eastern Conference Semifinals

Date	Site	W/L	Cle	Was	Series	Attendance
April 13	Cleveland	L	95	100	0-1	19,974
April 15	Washington	W	80	79	1-1	17,988
April 17	Cleveland	W	88	76	2-1	21,061
April 21	Washington	L	98	109	2-2	17,542
April 22	Cleveland	W	92	91	3-2	21,312
April 26	Washington	L	98	102 (OT)	3-3	19,035
April 29	Cleveland	W	87	85	4-3	21,564*

Eastern Conference Finals

Date	Site	W/L	Cle	Bos	Series	Attendance
May 6	Boston	L	99	111	0-1	14,264
May 9	Boston	L	89	94	0-2	12,098
May 11	Cleveland	W	83	78	1-2	21,564*
May 14	Cleveland	W	106	87	2-2	21,564*
May 16	Boston	L	94	99	2-3	12,951
May 19	Cleveland	L	87	94	2-4	21,564*

* NBA Playoff Record at the time

1977 Playoff Results

Eastern Conference First Round

Date	Site	W/L	Cle	Was	Series	Attendance
April 13	Washington	L	100	109	0-1	11,240
April 15	Cleveland	W	91	83	1-1	19,545
April 17	Washington	L	98	104	1-2	10,488

1978 Playoff Results

Eastern Conference First Round

Date	Site	W/L	Cle	NY	Series	Attendance
April 12	Cleveland	L	114	132	0-1	19,739
April 14	New York	L	107	109	0-2	18,965

1985 Playoff Results

Eastern Conference First Round

Date	Site	W/L	Cle	Bos	Series	Attendance
April 18	Boston	L	123	126	0-1	14,890
April 20	Boston	L	106	108	0-2	14,890
April 23	Cleveland	W	105	98	1-2	20,900
April 25	Cleveland	L	115	117	1-3	20,900

1988 Playoff Results

Eastern Conference First Round

Date	Site	W/L	Cle	Chi	Series	Attendance
April 28	Chicago	L	93	104	0-1	18,676
May 1	Chicago	L	101	106	0-2	18,645
May 3	Cleveland	W	110	102	1-2	20,068
May 5	Cleveland	W	97	91	2-2	20,026
May 8	Chicago	L	101	107	2-3	18,008

1989 Playoff Results

Eastern Conference First Round

Date	Site	W/L	Cle	Chi	Series	Attendance
April 28	Cleveland	L	88	95	0-1	19,312
April 30	Cleveland	W	96	88	1-1	20,273
May 3	Chicago	L	94	101	1-2	17,721
May 5	Chicago	W	108	105 (OT)	2-2	18,264
May 7	Cleveland	L	100	101	2-3	20,273

1990 Playoff Results

Eastern Conference First Round

Date	Site	W/L	Cle	Phi	Series	Attendance
April 26	Philadelphia	L	106	111	0-1	15,319
April 28	Philadelphia	L	101	107	0-2	18,168
May 1	Cleveland	W	122	95	1-2	16,317
May 3	Cleveland	W	108	96	2-2	17,106
May 5	Philadelphia	L	97	113	2-3	18,168

1992 Playoff Results

Eastern Conference First Round

Date	Site	W/L	Cle	NJ	Series	Attendance
April 23	Cleveland	W	120	113	1-0	16,512
April 25	Cleveland	W	118	96	2-0	20,273
April 28	New Jersey	L	104	109	2-1	15,258
April 30	New Jersey	W	98	89	3-1	13,071

Eastern Conference Semifinals

Date	Site	W/L	Cle	Bos	Series	Attendance
May 2	Cleveland	W	101	76	1-0	17,496
May 4	Cleveland	L	98	104	1-1	20,273
May 8	Boston	L	107	110	1-2	14,890
May 10	Boston	W	114	112 (OT)	2-2	14,890
May 13	Cleveland	W	114	98	3-2	20,273
May 15	Boston	L	91	122	3-3	14,890
May 17	Cleveland	W	122	104	4-3	20,273

Eastern Conference Finals

Date	Site	W/L	Cle	Chi	Series	Attendance
May 19	Chicago	L	89	103	0-1	18,676
May 21	Chicago	W	107	81	1-1	18,676
May 23	Cleveland	L	96	105	1-2	20,273
May 25	Cleveland	W	99	85	2-2	20,273
May 27	Chicago	L	89	112	2-3	18,676
May 29	Cleveland	L	94	99	2-4	20,273

CAVALIERS YEAR-BY-YEAR PLAYOFF RESULTS

1993 Playoff Results

Eastern Conference First Round

Date	Site	W/L	Cle	NJ	Series	Attendance
April 29	Cleveland	W	114	98	1-0	18,339
May 1	Cleveland	L	99	101	1-1	20,273
May 5	New Jersey	W	93	84	2-1	16,453
May 7	New Jersey	L	79	96	2-2	15,238
May 9	Cleveland	W	99	89	3-2	17,388

Eastern Conference Semifinals

Date	Site	W/L	Cle	Chi	Series	Attendance
May 11	Chicago	L	84	91	0-1	18,676
May 13	Chicago	L	85	104	0-2	18,676
May 15	Cleveland	L	90	96	0-3	20,273
May 17	Cleveland	L	101	103	0-4	20,273

1994 Playoff Results

Eastern Conference First Round

Date	Site	W/L	Cle	Chi	Series	Attendance
April 29	Chicago	L	96	104	0-1	18,676
May 1	Chicago	L	96	105	0-2	18,676
May 3	Cleveland	L	92	95 (OT)	0-3	17,778

1995 Playoff Results

Eastern Conference First Round

Date	Site	W/L	Cle	NY	Series	Attendance
April 27	New York	L	79	103	0-1	19,763
April 29	New York	W	90	84	1-1	19,763
May 1	Cleveland	L	81	83	1-2	19,352
May 4	Cleveland	L	80	93	1-3	18,575

1996 Playoff Results

Eastern Conference First Round

Date	Site	W/L	Cle	NY	Series	Attendance
April 25	Cleveland	L	83	106	0-1	16,419
April 27	Cleveland	L	80	84	0-2	17,232
May 1	New York	L	76	81	0-3	19,763

1998 Playoff Results

Eastern Conference First Round

Date	Site	W/L	Cle	Ind	Series	Attendance
April 23	Indiana	L	77	106	0-1	16,644
April 25	Indiana	L	86	92	0-2	16,617
April 27	Cleveland	W	86	77	1-2	17,495
April 30	Cleveland	L	74	80	1-3	18,188

2006 Playoff Results

Eastern Conference First Round

Date	Site	W/L	Cle	Was	Series	Attendance
April 22	Cleveland	W	97	86	1-0	20,562
April 25	Cleveland	L	84	89	1-1	20,562
April 28	Washington	W	97	96	2-1	20,173
April 30	Washington	L	96	106	2-2	20,173
May 3	Cleveland	W	121	120 OT	3-2	20,562
May 5	Washington	W	114	113 OT	4-2	20,173

Eastern Conference Semifinals

Date	Site	W/L	Cle	Det	Series	Attendance
May 7	Detroit	L	86	113	0-1	22,076
May 9	Detroit	L	91	97	0-2	22,076
May 13	Cleveland	W	86	77	1-2	20,562
May 15	Cleveland	W	74	72	2-2	20,562
May 17	Detroit	W	86	84	3-2	22,076
May 19	Cleveland	L	82	84	3-3	20,562
May 21	Detroit	L	61	79	3-4	22,076

2007 Playoff Results

Eastern Conference First Round

Date	Site	W/L	Cle	Was	Series	Attendance
April 22	Cleveland	W	97	82	1-0	20,562
April 25	Cleveland	W	109	102	2-0	20,562
April 28	Washington	W	98	92	3-0	20,173
April 30	Washington	W	97	90	4-0	20,173

Eastern Conference Semifinals

Date	Site	W/L	Cle	NJN	Series	Attendance
May 6	Cleveland	W	81	77	1-0	20,562
May 8	Cleveland	W	102	92	2-0	20,562
May 12	New Jersey	L	85	96	2-1	20,032
May 14	New Jersey	W	87	85	3-1	20,032
May 16	Cleveland	L	72	83	3-2	20,562
May 18	New Jersey	W	88	72	4-2	20,032

Eastern Conference Finals

Date	Site	W/L	Cle	Det	Series	Attendance
May 21	Detroit	L	76	79	0-1	22,076
May 24	Detroit	L	76	79	0-2	22,076
May 27	Cleveland	W	88	82	1-2	20,562
May 29	Cleveland	W	91	87	2-2	20,562
May 31	Detroit	W	109	107 2 OT	3-2	22,076
June 2	Cleveland	W	98	82	4-2	20,562

NBA Finals

Date	Site	W/L	Cle	SAS	Series	Attendance
June 7	San Antonio	L	76	85	0-1	18,797
June 10	San Antonio	L	92	103	0-2	18,797
June 12	Cleveland	L	72	75	0-3	20,562
June 14	Cleveland	L	82	83	0-4	20,562

CAVALIERS YEAR-BY-YEAR PLAYOFF RESULTS

2008 Playoff Results

Eastern Conference First Round

Date	Site	W/L	Cle	Was	Series	Attendance
April 19	Cleveland	W	93	86	1-0	20,562
April 21	Cleveland	W	116	86	2-0	20,562
April 24	Washington	L	72	108	2-1	20,173
April 27	Washington	W	100	97	3-1	20,173
April 30	Cleveland	L	87	88	3-2	20,562
May 2	Washington	W	105	88	4-2	20,173

Eastern Conference Semifinals

Date	Site	W/L	Cle	Bos	Series	Attendance
May 6	Boston	L	72	76	0-1	18,624
May 8	Boston	L	73	89	0-2	18,624
May 10	Cleveland	W	108	84	1-2	20,562
May 12	Cleveland	W	88	77	2-2	20,562
May 14	Boston	L	89	96	2-3	18,624
May 16	Cleveland	W	74	69	3-3	20,562
May 18	Boston	L	92	97	3-4	18,624

2009 Playoff Results

Eastern Conference First Round

Date	Site	W/L	Cle	Det	Series	Attendance
April 18	Cleveland	W	102	84	1-0	20,562
April 21	Cleveland	W	94	82	2-0	20,562
April 24	Detroit	W	79	68	3-0	22,076
April 26	Detroit	W	99	78	4-0	22,076

Eastern Conference Semifinals

Date	Site	W/L	Cle	Atl	Series	Attendance
May 5	Cleveland	W	99	72	1-0	20,562
May 7	Cleveland	W	105	85	2-0	20,562
May 9	Atlanta	W	97	82	3-0	20,143
May 11	Atlanta	W	84	74	4-0	19,241

Eastern Conference Finals

Date	Site	W/L	Cle	Orl	Series	Attendance
May 20	Cleveland	L	106	107	0-1	20,562
May 22	Cleveland	W	96	95	1-1	20,562
May 24	Orlando	L	89	99	1-2	17,461
May 26	Orlando	L	114	116	1-3	17,461
May 28	Cleveland	W	112	102	2-3	20,562
May 30	Orlando	L	90	103	2-4	17,461

2010 Playoff Results

Eastern Conference First Round

Date	Site	W/L	Cle	Chi	Series	Attendance
April 17	Cleveland	W	96	83	1-0	20,562
April 19	Cleveland	W	112	102	2-0	20,562
April 22	Chicago	L	106	108	2-1	22,991
April 25	Chicago	W	121	98	3-1	23,058
April 27	Cleveland	W	96	94	4-1	20,562

Eastern Conference Semifinals

Date	Site	W/L	Cle	Bos	Series	Attendance
May 1	Cleveland	W	101	93	1-0	20,562
May 3	Cleveland	L	86	104	1-1	20,562
May 7	Boston	W	124	95	2-1	18,624
May 9	Boston	L	87	97	2-2	18,624
May 11	Cleveland	L	88	120	2-3	20,562
May 13	Boston	L	85	94	2-4	18,624

2015 Playoff Results

Eastern Conference First Round

Date	Site	W/L	Cle	Bos	Series	Attendance
April 19	Cleveland	W	113	100	1-0	20,562
April 21	Cleveland	W	99	91	2-0	20,562
April 23	Boston	W	103	95	3-0	18,624
April 26	Boston	W	101	93	4-0	18,624

Eastern Conference Semifinals

Date	Site	W/L	Cle	Bos	Series	Attendance
May 4	Cleveland	L	92	99	0-1	20,562
May 6	Cleveland	W	106	91	1-1	20,562
May 8	Chicago	L	96	99	1-2	22,246
May 10	Chicago	W	86	84	2-2	22,256
May 12	Cleveland	W	106	101	3-2	20,562
May 14	Chicago	W	94	73	4-2	22,695

Eastern Conference Finals

Date	Site	W/L	Cle	Bos	Series	Attendance
May 20	Atlanta	W	97	89	1-0	18,489
May 22	Atlanta	W	94	82	2-0	18,670
May 24	Cleveland	W	114	111	OT 3-0	20,562
May 26	Cleveland	W	118	88	4-0	20,562

NBA Finals

Date	Site	W/L	Cle	Bos	Series	Attendance
June 4	Golden State	L	100	108	OT 0-1	19,596
June 7	Golden State	W	95	93	OT 1-1	19,596
June 9	Cleveland	W	96	91	2-1	20,562
June 11	Cleveland	L	82	103	2-2	20,562
June 14	Golden State	L	91	104	2-3	19,596
June 16	Cleveland	L	97	105	2-4	20,562

CAVALIERS YEAR-BY-YEAR PLAYOFF RESULTS

2016 Playoff Results - NBA CHAMPIONS

Eastern Conference First Round

Date	Site	W/L	Cle	Det	Series	Attendance
April 17	Cleveland	W	106	101	1-0	20,562
April 20	Cleveland	W	107	90	2-0	20,562
April 22	Detroit	W	101	91	3-0	21,584
April 24	Detroit	W	100	98	4-0	21,584

Eastern Conference Semifinals

Date	Site	W/L	Cle	Atl	Series	Attendance
May 2	Cleveland	W	104	93	1-0	20,562
May 4	Cleveland	W	123	98	2-0	20,562
May 6	Atlanta	W	121	108	3-0	19,089
May 8	Atlanta	W	100	99	4-0	19,031

Eastern Conference Finals

Date	Site	W/L	Cle	Tor	Series	Attendance
May 17	Cleveland	W	115	84	1-0	20,562
May 19	Cleveland	W	108	89	2-0	20,562
May 21	Toronto	L	84	99	2-1	20,207
May 23	Toronto	L	99	105	2-2	20,367
May 25	Cleveland	W	116	78	3-2	20,562
May 27	Toronto	W	113	87	4-2	20,605

NBA Finals

Date	Site	W/L	Cle	GS	Series	Attendance
June 2	Golden State	L	89	104	0-1	19,596
June 5	Golden State	L	77	110	0-2	19,596
June 8	Cleveland	W	120	90	1-2	20,562
June 10	Cleveland	L	97	108	1-3	20,562
June 13	Golden State	W	112	97	2-3	19,596
June 16	Cleveland	W	115	101	3-3	20,562
June 19	Golden State	W	93	89	4-3	19,596



CAVALIERS YEAR-BY-YEAR PLAYOFF STATISTICS

1976 CAVALIERS PLAYOFF STATISTICS

1976 PLAYER	G	MIN	Field Goals			Free Throws			Rebounds			AST	PF	DQ	STL	BLK	PTS	AVG	HI
			FGM	FGA	PCT	FTM	FTA	PCT	OFF	DEF	REB								
Chones	7	242	47	114	.412	11	18	.611	14	36	50	6	23	0	1	6	105	15.0	23
Cleamons	13	503	73	184	.397	33	40	.825	23	48	71	61	34	0	8	3	179	13.8	18
Russell	13	328	65	161	.404	47	55	.855	25	46	71	14	51	0	8	7	177	13.6	22
B. Smith	13	379	71	164	.433	22	25	.880	11	32	43	30	41	1	11	3	164	12.6	27
Snyder	13	364	69	153	.451	18	22	.818	10	19	29	31	35	1	11	6	156	12.0	26
Carr	13	273	66	138	.478	22	36	.611	11	12	23	26	29	0	6	3	154	11.8	27
Brewer	13	489	44	101	.436	26	48	.542	40	100	140	37	34	0	13	12	114	8.8	15
Thurmond	13	375	37	79	.468	13	32	.406	38	79	117	28	52	2	6	29	87	6.7	13
Walker	13	125	11	27	.407	8	10	.800	5	11	16	23	17	0	7	1	30	2.3	8
Witte	7	28	6	11	.545	4	4	1.000	4	5	9	4	4	0	0	0	16	2.3	6
Lambert	6	34	5	13	.385	2	2	1.000	2	9	11	1	7	0	1	2	12	2.0	4
Garrett	4	5	0	0	---	2	4	.500	0	0	0	0	0	0	0	0	2	0.5	2
Cavaliers	13	3145	494	1145	.431	208	296	.703	183	397	580	261	327	4	72	72	1196	92.0	106
Opponents	13	3145	467	1073	.435	271	368	.736	165	434	599	223	316	6	79	67	1205	92.7	111

1977 CAVALIERS PLAYOFF STATISTICS

1977 PLAYER	G	MIN	Field Goals			Free Throws			Rebounds			AST	PF	DQ	STL	BLK	PTS	AVG	HI
			FGM	FGA	PCT	FTM	FTA	PCT	OFF	DEF	REB								
Russell	3	100	21	54	.389	11	15	.733	10	16	26	10	10	0	3	1	53	17.7	22
Walker	3	95	18	37	.486	11	15	.733	4	8	12	20	12	0	4	1	47	15.7	20
E. Smith	3	56	18	33	.545	5	8	.625	6	18	24	1	10	0	5	3	41	13.7	20
Chones	3	99	16	27	.593	7	7	1.000	11	20	31	3	9	0	0	1	39	13.0	19
Brewer	3	113	11	27	.407	1	1	1.000	11	25	36	5	11	0	4	4	23	7.7	13
A. Carr	3	83	11	39	.282	1	3	.333	4	6	10	10	13	0	2	1	23	7.7	8
B. Smith	3	57	9	39	.231	3	3	1.000	3	5	8	4	5	0	3	1	21	7.0	10
Brokaw	3	44	9	19	.474	2	6	.333	3	1	4	12	7	0	2	1	20	6.7	12
Snyder	3	53	8	27	.296	2	5	.400	2	3	5	4	6	0	1	2	18	6.0	9
Lambert	3	19	2	4	.500	0	0	---	2	1	3	0	4	0	2	0	4	1.3	2
Thurmond	1	1	0	0	---	0	0	---	0	1	1	0	0	0	0	1	0	0.0	0
Cavaliers	3	720	123	306	.402	43	63	.683	56	104	160	69	87	0	26	16	289	96.3	100
Opponents	3	720	107	248	.431	82	106	.774	30	113	143	56	72	1	15	14	296	98.7	109

1978 CAVALIERS PLAYOFF STATISTICS

1978 PLAYER	G	MIN	Field Goals			Free Throws			Rebounds			AST	PF	DQ	STL	BLK	PTS	AVG	HI
			FGM	FGA	PCT	FTM	FTA	PCT	OFF	DEF	REB								
Russell	2	88	19	39	.487	17	21	.810	7	8	15	11	9	0	3	1	55	27.5	32
A. Carr	2	69	10	27	.370	15	16	.938	3	5	8	5	8	0	2	1	35	17.5	20
Furlow	2	50	13	27	.481	6	6	1.000	3	2	5	5	1	0	0	0	32	16.0	20
Chones	2	82	13	27	.481	4	8	.500	3	12	15	7	7	0	2	1	30	15.0	17
E. Smith	2	56	11	24	.458	3	6	.500	6	13	19	0	9	0	3	3	25	12.5	17
Walker	2	70	10	26	.385	5	5	1.000	5	2	7	10	7	0	3	2	25	12.5	16
B. Smith	2	34	8	13	.615	0	0	---	2	1	3	1	2	0	0	0	16	8.0	10
Lambert	2	19	1	3	.333	1	2	.500	2	6	8	0	3	0	0	0	3	1.5	3
Brewer	1	9	0	1	.000	0	2	.000	0	0	0	0	2	0	0	0	0	0.0	0
Snyder	1	3	0	0	---	0	0	---	0	0	0	0	0	0	0	0	0	0.0	0
Cavaliers	2	480	85	187	.455	51	66	.773	31	49	80	39	48	0	13	8	221	110.5	114
Opponents	2	480	101	180	.561	39	50	.780	28	58	86	62	58	0	10	11	241	120.5	132

CAVALIERS YEAR-BY-YEAR PLAYOFF STATISTICS

1985 CAVALIERS PLAYOFF STATISTICS

1985				Field Goals			3-Point FG			Free Throws			Rebounds													
PLAYER	G	MIN	FGM	FGA	PCT	FGM	FGA	PCT	FTM	FTA	PCT	OFF	DEF	REB	AST	PF	DQ	STL	BLK	PTS	AVG	HI				
Free	4	150	41	93	.441	0	4	.000	23	25	.920	4	6	10	31	12	0	6	0	105	26.3	32				
Hinson	4	120	26	48	.542	0	0	---	15	23	.652	10	20	30	3	18	1	3	9	67	16.8	24				
Hubbard	4	101	24	45	.533	1	1	1.000	13	17	.765	11	9	20	3	16	0	3	0	62	15.5	23				
Bagley	4	168	22	56	.393	0	3	.000	7	10	.700	1	15	16	40	7	0	10	0	51	12.8	22				
Shelton	4	106	19	34	.559	0	0	---	8	10	.800	6	16	22	4	20	2	2	1	46	11.5	14				
Davis	3	50	12	16	.750	0	1	.000	4	5	.800	1	5	6	15	5	0	5	0	28	9.3	15				
Poquette	4	91	13	21	.619	0	0	---	4	5	.800	4	10	14	1	16	2	2	6	30	7.5	10				
Jones	4	45	9	18	.500	0	1	.000	7	8	.875	2	6	8	3	6	0	2	0	25	6.3	14				
Turpin	4	45	12	19	.632	0	0	---	1	2	.500	3	5	8	0	3	0	4	1	25	6.3	10				
West	4	68	3	5	.600	0	0	---	2	5	.400	5	13	18	4	19	0	2	0	8	2.0	4				
Williams	2	7	1	2	.500	0	0	---	0	0	---	0	0	0	1	1	0	0	0	2	1.0	2				
Anderson	2	9	0	3	.000	0	0	---	0	0	---	1	2	3	0	0	0	0	0	0	0.0	0				
Cavaliers	4	960	182	360	.506	1	10	.100	84	110	.764	48	107	155	105	123	5	39	17	449	112.3	123				
Opponents	4	960	165	349	.473	3	18	.167	116	135	.859	56	108	164	97	98	2	25	15	449	112.3	126				

1988 CAVALIERS PLAYOFF STATISTICS

1988				Field Goals			3-Point FG			Free Throws			Rebounds											
PLAYER	G	MIN	FGM	FGA	PCT	FGM	FGA	PCT	FTM	FTA	PCT	OFF	DEF	REB	AST	PF	DQ	STL	BLK	PTS	AVG	HI		
Price	5	205	38	67	.567	5	12	.417	24	25	.960	3	15	18	38	11	1	3	0	105	21.0	31		
Harper	4	134	30	63	.476	0	2	.000	11	16	.688	4	16	20	15	9	0	11	4	71	17.8	30		
Nance	5	200	34	64	.531	0	0	---	16	18	.889	10	26	36	18	13	0	2	11	84	16.8	27		
Daugherty	5	204	29	63	.460	0	0	---	21	31	.677	10	36	46	16	11	0	2	7	79	15.8	21		
Sanders	5	134	28	52	.538	0	1	.000	8	10	.800	11	14	25	7	21	0	3	2	64	12.8	18		
Williams	5	133	20	40	.500	0	0	---	6	13	.462	13	16	29	4	13	0	3	7	46	9.2	20		
Ehlo	5	128	17	40	.425	0	8	.000	10	16	.625	3	15	18	17	14	0	5	0	44	8.8	21		
Dudley	4	24	2	4	.500	0	0	---	1	2	.500	4	2	6	2	3	0	0	0	5	1.3	2		
Curry	2	17	1	4	.250	0	1	.000	0	0	---	1	0	1	2	1	0	0	1	2	1.0	2		
Hubbard	3	21	1	6	.167	0	0	---	0	1	.000	1	2	3	0	1	0	0	0	2	0.7	2		
Cavaliers	5	1200	200	403	.496	5	24	.208	97	132	.735	60	142	202	119	97	1	29	32	502	100.4	110		
Opponents	5	1200	210	453	.464	0	10	.000	90	104	.865	84	139	223	125	122	3	40	21	510	102.0	107		

1989 CAVALIERS PLAYOFF STATISTICS

1989				Field Goals			3-Point FG			Free Throws			Rebounds													
PLAYER	G	MIN	FGM	FGA	PCT	FGM	FGA	PCT	FTM	FTA	PCT	OFF	DEF	REB	AST	PF	DQ	STL	BLK	PTS	AVG	HI				
Harper	5	189	39	69	.565	0	2	.000	20	26	.769	7	14	21	20	20	1	11	4	98	19.6	31				
Nance	5	195	38	69	.551	0	0	---	21	32	.656	16	23	39	16	12	0	3	12	97	19.4	27				
Price	4	158	22	57	.386	6	16	.375	14	15	.933	4	9	13	22	3	0	3	0	64	16.0	24				
Ehlo	4	97	17	39	.436	5	13	.385	9	11	.818	2	4	6	13	10	0	3	1	48	12.0	24				
Daugherty	5	167	17	47	.362	0	1	.000	21	35	.600	12	34	46	12	18	0	6	5	55	11.0	17				
Williams	5	161	21	45	.467	0	0	---	13	18	.722	7	27	34	10	12	0	2	7	55	11.0	22				
Sanders	5	87	15	30	.500	0	0	---	3	5	.600	6	10	16	4	11	0	2	1	33	6.6	14				
Valentine	5	80	7	20	.350	0	0	---	7	8	.875	3	4	7	16	7	0	5	0	21	4.2	8				
Rollins	5	74	6	8	.750	0	0	---	3	5	.600	5	11	16	1	10	0	3	7	15	3.0	9				
Dudley	1	4	0	1	.000	0	0	---	0	0	---	0	0	0	0	1	0	0	0	0	0.0	0				
Hubbard	1	1	0	0	---	0	0	---	0	0	---	0	0	0	0	0	0	0	0	0	0.0	0				
Keys	1	12	0	3	.000	0	1	.000	0	0	---	0	3	3	1	1	0	0	0	0	0.0	0				
Cavaliers	5	1225	182	388	.469	11	33	.333	111	155	.716	62	139	201	115	105	1	38	37	486	97.2	108				
Opponents	5	1225	188	414	.454	22	53	.415	92	124	.742	67	149	216	121	133	3	46	18	490	98.0	105				

1990 CAVALIERS PLAYOFF STATISTICS

1990				Field Goals			3-Point FG			Free Throws			Rebounds													
PLAYER	G	MIN	FGM	FGA	PCT	FGM	FGA	PCT	FTM	FTA	PCT	OFF	DEF	REB	AST	PF	DQ	STL	BLK	PTS	AVG	HI				
Daugherty	5	186	41	70	.586	0	0	---	32	46	.696	4	44	48	20	12	0	2	4	114	22.8	34				
Price	5	192	32	61	.525	6	17	.353	30	30	1.000	0	14	14	44	9	0	9	1	100	20.0	27				
Williams	5	174	39	70	.557	0	0	---	17	22	.773	14	32	46	11	23	1	2	5	95	19.0	23				
Ehlo	5	196	26	62	.419	5	15	.333	12	19	.632	7	25	32	32	18	0	6	0	69	13.8	25				
Nance	5	159	26	45	.578	0	0	---	9	12	.750	4	20	24	12	20	0	3	10	61	12.2	20				
Bennett	5	135	23	47	.489	0	0	---	4	6	.667	14	7	21	5	11	0	3	1	50	10.0	22				
Chievous	3	28	6	10	.600	0	0	---	7	9	.778	2	1	3	2	2	0	1	0	19	6.3	13				
Morton	2	9	2	5	.400	0	0	---	2	2	1.000	0	0	0	0	1	0	0	0	6	3.0	6				
Rollins	3	38	1	3	.333	0	0	---	6	8	.750	0	8	8	1	7	0	2	1	8	2.7	4				
Kerr	5	73	4	14	.286	0	3	.000	0	0	---	1	5	6	10	6	0	4	0	8	1.6	4				
Mokeski	3	10	1	2	.500	0	0	---	2	2	1.000	0	2	2	0	2	0	1	1	4	1.3	2				
Cavaliers	5	1200	201	389	.517	11	35	.314	121	156	.776	46	158	204	137	111	1	33	23	534	106.8	122				
Opponents	5	1200	194	420	.462	15	41	.366	119	154	.773	69	137	206	108	111	0	38	28	522	104.4	113				

CAVALIERS YEAR-BY-YEAR PLAYOFF STATISTICS

1992 CAVALIERS PLAYOFF STATISTICS

1992 PLAYER	G	MIN	Field Goals			3-Point FG			Free Throws			Rebounds								PTS	AVG	HI
			FGM	FGA	PCT	FGM	FGA	PCT	FTM	FTA	PCT	OFF	DEF	REB	AST	PF	DQ	STL	BLK			
Daugherty	17	687	124	235	.528	0	1	.000	118	145	.814	37	137	174	58	47	0	11	17	366	21.5	40
Price	17	603	118	238	.496	25	69	.362	66	73	.904	10	32	42	128	34	0	24	4	327	19.2	35
Nance	17	681	124	251	.494	0	1	.000	58	70	.829	45	112	157	43	56	1	14	46	306	18.0	32
Williams	17	567	84	154	.545	0	0	---	87	109	.798	50	80	130	42	58	2	24	17	255	15.0	20
Ehlo	17	552	63	152	.414	21	51	.412	16	21	.762	22	55	77	77	40	0	21	5	163	9.6	21
Sanders	17	418	56	115	.487	1	3	.333	17	21	.810	20	35	55	37	62	0	15	12	130	7.6	17
Battle	15	202	34	82	.415	0	2	.000	21	23	.913	4	8	12	15	11	0	5	1	89	5.9	14
Brandon	12	157	22	55	.400	0	3	.000	3	4	.750	4	18	22	30	17	0	3	1	47	3.9	6
Kerr	12	149	18	41	.439	3	11	.273	5	5	1.000	1	5	6	10	12	0	5	0	44	3.7	9
Phills	5	12	4	9	.444	0	1	.000	3	4	---	2	4	6	5	1	0	1	0	11	2.2	4
Ferry	9	55	7	15	.467	1	3	.333	4	4	---	7	9	16	1	7	0	1	1	19	2.1	8
James	8	22	1	10	.100	0	3	.000	2	4	.500	1	1	2	2	2	0	1	0	4	0.5	4
Cavaliers	17	4105	655	1357	.483	51	148	.345	400	483	.828	203	496	699	448	347	3	125	104	1761	103.6	122
Opponents	17	4105	710	1496	.475	26	94	.277	272	361	.753	246	456	702	407	395	4	143	109	1718	101.1	122

1993 CAVALIERS PLAYOFF STATISTICS

1993 PLAYER	G	MIN	Field Goals			3-Point FG			Free Throws			Rebounds								PTS	AVG	HI
			FGM	FGA	PCT	FGM	FGA	PCT	FTM	FTA	PCT	OFF	DEF	REB	AST	PF	DQ	STL	BLK			
Daugherty	9	356	64	115	.557	0	0	---	40	50	.800	26	79	105	31	25	1	6	7	168	18.7	29
Nance	9	329	61	108	.565	0	0	---	23	30	.767	35	39	74	21	33	1	8	14	145	16.1	24
Price	9	288	43	97	.443	8	26	.308	23	24	.958	1	18	19	55	13	0	15	0	117	13.0	18
Ehlo	9	289	38	91	.418	10	26	.385	12	15	.800	10	21	31	25	19	0	12	4	98	10.9	22
Wilkins	9	236	38	87	.437	4	12	.333	13	17	.765	6	10	16	24	16	0	9	2	93	10.3	22
Williams	9	237	30	75	.400	0	0	---	21	28	.750	12	29	41	17	26	1	5	14	81	9.0	16
Brandon	8	132	20	46	.435	2	5	.400	9	9	1.000	4	13	17	17	6	0	7	3	51	6.4	13
Sanders	8	145	20	48	.417	0	2	.000	6	10	.600	8	10	18	10	17	0	8	1	46	5.8	12
Ferry	8	118	13	34	.382	4	9	.444	9	10	.900	4	21	25	14	14	0	4	3	39	4.9	10
Phills	2	9	1	3	.333	0	0	---	2	2	1.000	0	0	0	0	0	0	0	0	4	2.0	4
Guidinger	4	15	1	3	.333	0	0	---	0	2	.000	1	0	1	0	1	0	0	1	2	0.5	2
Battle	1	6	0	1	.000	0	0	---	0	0	---	0	1	1	1	2	0	0	0	0	0.0	0
Cavaliers	9	2160	329	708	.465	28	80	.350	158	197	.802	107	241	348	215	172	3	74	49	844	93.8	114
Opponents	9	2160	349	717	.487	22	65	.338	142	184	.772	107	247	354	200	193	0	78	46	862	95.8	104

1994 CAVALIERS PLAYOFF STATISTICS

1994 PLAYER	G	MIN	Field Goals			3-Point FG			Free Throws			Rebounds								PTS	AVG	HI
			FGM	FGA	PCT	FGM	FGA	PCT	FTM	FTA	PCT	OFF	DEF	REB	AST	PF	DQ	STL	BLK			
Wilkins	3	126	20	45	.444	7	16	.438	14	16	.875	3	10	13	10	6	0	3	0	61	20.3	28
Mills	3	112	19	38	.500	4	5	.800	9	11	.818	10	13	23	8	9	0	7	1	51	17.0	25
Price	3	102	15	43	.349	2	9	.222	13	14	.929	1	5	6	14	6	0	4	0	45	15.0	22
Hill	3	123	11	27	.407	0	0	---	20	37	.541	14	17	31	4	14	1	1	1	42	14.0	16
Brandon	3	56	12	19	.632	0	0	---	2	3	.667	1	3	4	5	1	0	1	0	26	8.7	11
Kempton	3	89	10	25	.400	0	0	---	6	6	1.000	10	6	16	8	9	0	3	0	26	8.7	16
Phills	3	68	9	24	.375	1	1	1.000	1	2	.500	5	9	14	7	11	0	2	0	20	6.7	11
Higgins	3	57	4	11	.364	2	7	.286	1	2	.500	2	2	4	4	10	0	1	1	11	3.7	5
Battle	1	8	1	1	1.000	0	0	---	0	0	---	0	2	2	0	0	0	0	0	2	2.0	2
Ferry	1	4	0	0	---	0	0	---	0	0	---	0	0	0	1	1	0	0	0	0	0.0	0
Cavaliers	3	745	101	233	.433	16	38	.421	66	91	.725	46	67	113	61	67	1	22	3	284	94.7	96
Opponents	3	745	115	228	.504	9	23	.391	65	86	.756	42	82	124	68	74	0	24	20	304	101.3	105

1995 CAVALIERS PLAYOFF STATISTICS

1995 PLAYER	G	MIN	Field Goals			3-Point FG			Free Throws			Rebounds								PTS	AVG	HI
			FGM	FGA	PCT	FGM	FGA	PCT	FTM	FTA	PCT	OFF	DEF	REB	AST	PF	DQ	STL	BLK			
Price	4	143	12	40	.300	4	17	.235	32	33	.970	2	10	12	26	5	0	6	0	60	15.0	21
Phills	4	146	19	43	.442	4	7	.571	15	20	.750	3	9	12	6	8	0	9	0	57	14.3	21
Mills	4	139	20	37	.541	8	14	.571	5	5	1.000	2	14	16	11	18	1	3	2	53	13.3	21
Ferry	4	67	13	25	.520	8	15	.533	4	6	.667	0	3	3	6	9	0	2	0	38	9.5	20
Hill	4	139	9	29	.310	0	1	.000	16	25	.640	8	15	23	3	18	1	7	1	34	8.5	13
Williams	4	144	12	42	.286	0	1	.000	3	8	.375	3	22	25	11	11	0	9	3	27	6.8	10
Roberts	1	7	3	4	.750	0	0	---	0	2	.000	1	1	2	0	0	0	0	0	6	6.0	6
Campbell	4	37	6	14	.429	1	2	.500	10	12	.833	1	1	2	1	3	0	1	1	23	5.8	13
Cage	4	81	8	18	.444	0	1	.000	0	2	.000	8	10	18	3	9	0	2	4	16	4.0	8
Colter	4	43	5	10	.500	0	1	.000	2	4	.500	1	0	1	2	2	0	1	0	12	3.0	5
Battle	2	7	2	3	.667	0	1	.000	0	0	---	0	0	0	1	1	0	0	0	4	2.0	4
Dreiling	1	7	0	2	.000	0	0	---	0	0	---	0	1	1	0	2	0	0	0	0	0.0	0
Cavaliers	4	960	109	267	.408	25	60	.417	87	117	.744	29	86	115	70	86	2	40	11	330	82.5	90
Opponents	4	960	136	262	.519	26	67	.388	65	91	.714	35	121	156	95	105	0	27	27	363	90.8	103

CAVALIERS YEAR-BY-YEAR PLAYOFF STATISTICS

1996 CAVALIERS PLAYOFF STATISTICS

1996 PLAYER	G	MIN	Field Goals			3-Point FG			Free Throws			Rebounds								PTS	AVG	HI
			FGM	FGA	PCT	FGM	FGA	PCT	FTM	FTA	PCT	OFF	DEF	REB	AST	PF	DQ	STL	BLK			
Brandon	3	125	21	47	.447	3	9	.333	13	15	.867	1	8	9	24	10	0	4	1	58	19.3	21
Majerle	3	91	16	36	.444	10	23	.435	8	9	.889	2	10	12	9	6	0	4	2	50	16.7	23
Ferry	3	117	14	41	.341	1	16	.063	0	0	---	1	14	15	9	13	1	3	2	29	9.7	12
Phills	3	96	13	35	.371	2	10	.200	1	4	.250	5	9	14	6	4	0	2	1	29	9.7	11
Hill	3	53	9	12	.750	0	0	---	7	9	.778	7	8	15	0	11	1	0	0	25	8.3	13
Mills	3	105	11	33	.333	0	5	.000	1	10	1.000	5	11	16	5	10	0	2	2	23	7.7	10
Cage	3	101	8	14	.571	0	0	---	3	5	.600	13	15	28	2	5	0	2	5	19	6.3	10
Sura	3	18	2	3	.667	0	0	---	0	0	---	0	1	1	3	4	0	1	0	4	1.3	4
Crotty	2	9	0	0	---	0	0	---	2	2	1.000	1	0	1	1	0	0	1	1	2	1.0	2
Amaechi	1	2	0	1	.000	0	0	---	0	0	---	0	0	0	0	0	0	0	0	0	0.0	0
Lang	1	2	0	0	---	0	0	---	0	0	---	0	0	0	0	0	0	0	0	0	0.0	0
Marshall	1	1	0	0	---	0	0	---	0	0	---	0	0	0	0	0	0	0	0	0	0.0	0
Cavaliers	3	720	94	222	.423	16	63	.254	35	45	.778	35	76	111	59	63	2	19	14	239	79.7	83
Opponents	3	720	100	201	.498	30	51	.588	41	66	.621	24	84	108	76	51	1	17	15	271	90.3	106

1998 CAVALIERS PLAYOFF STATISTICS

1998 PLAYER	G	MIN	Field Goals			3-Point FG			Free Throws			Rebounds								PTS	AVG	HI
			FGM	FGA	PCT	FGM	FGA	PCT	FTM	FTA	PCT	OFF	DEF	REB	AST	PF	DQ	STL	BLK			
Kemp	4	152	33	71	.465	0	0	---	38	45	.844	16	25	41	8	12	0	5	4	104	26.0	31
Ilgauskas	4	147	28	49	.571	0	0	---	13	25	.520	14	16	30	2	22	2	2	5	69	17.3	25
Anderson	4	103	10	22	.455	0	0	---	23	26	.885	0	9	9	11	10	0	5	1	43	10.8	18
Person	4	136	11	29	.379	7	19	.368	3	4	.750	2	7	9	10	5	0	3	0	32	8.0	15
Henderson	4	157	11	28	.393	0	1	.000	8	13	.615	4	13	17	11	14	0	6	0	30	7.5	9
Knight	4	132	6	21	.286	0	0	---	6	10	.600	0	16	16	23	16	1	10	1	18	4.5	11
Potapenko	4	70	6	15	.400	0	0	---	5	10	.500	3	8	11	3	8	0	2	0	17	4.3	8
Brooks	1	8	0	1	.000	0	0	---	2	2	1.000	0	0	0	2	1	0	0	0	2	2.0	2
Scott	1	3	1	2	.500	0	0	---	0	0	---	0	0	0	0	0	0	0	1	2	2.0	2
Thomas	1	11	0	1	.000	0	0	---	2	3	.667	1	0	1	0	2	0	0	0	2	2.0	2
Sura	3	31	1	5	.200	0	2	.000	2	3	.667	0	3	3	4	4	0	1	0	4	1.3	4
Ferry	3	10	0	2	.000	0	2	.000	0	0	---	0	1	1	0	1	0	0	0	0	0.0	0
Cavaliers	4	960	107	246	.435	7	24	.292	102	141	.723	40	98	138	74	95	3	34	12	323	80.8	86
Opponents	4	960	131	276	.475	22	59	.373	71	91	.780	34	92	126	90	111	3	36	31	355	88.8	106

2006 CAVALIERS PLAYOFF STATISTICS

2006 PLAYER	G	MIN	Field Goals			3-Point FG			Free Throws			Rebounds								PTS	AVG	HI
			FGM	FGA	PCT	FGM	FGA	PCT	FTM	FTA	PCT	OFF	DEF	REB	AST	PF	DQ	STL	BLK			
James	13	604	146	307	.476	21	63	.333	87	118	.737	22	83	105	76	44	0	18	9	400	30.8	45
Hughes	9	336	36	113	.319	5	18	.278	23	31	.742	9	18	27	36	34	2	20	1	100	11.1	24
Ilgauskas	13	354	54	119	.454	0	0	---	27	36	.750	33	49	82	10	46	3	5	27	135	10.4	16
Marshall	13	345	45	104	.433	18	46	.391	15	17	.882	24	49	73	8	24	0	7	9	123	9.5	28
Gooden	13	282	45	85	.529	0	0	---	17	18	.944	31	67	98	8	40	1	3	2	107	8.2	24
Murray	13	399	37	112	.330	5	24	.208	26	32	.813	11	31	42	21	27	0	9	2	105	8.1	21
Varejao	13	238	31	50	.620	0	0	---	26	37	.703	18	40	58	3	50	2	9	2	88	6.8	16
Snow	13	408	32	76	.421	0	1	.000	22	29	.759	10	33	43	36	36	0	11	3	86	6.6	18
Jones	13	181	8	26	.308	5	18	.278	3	4	.750	2	14	16	12	17	0	2	0	24	1.8	8
Newble	5	11	3	3	1.000	1	1	1.000	0	0	---	1	1	2	0	1	0	1	0	7	1.4	7
Henderson	2	9	0	2	.000	0	0	---	0	0	---	1	1	2	0	1	0	0	0	0	0.0	0
Pavlovic	3	4	0	2	.000	0	1	.000	0	0	---	0	1	1	0	0	0	0	0	0	0.0	0
Cavaliers	13	3170	437	999	.437	55	172	.320	246	322	.764	162	387	549	210	320	8	85	55	1175	90.4	121
Opponents	13	3170	427	978	.437	84	232	.362	278	387	.718	150	366	516	225	273	5	87	70	1216	93.5	120

2007 CAVALIERS PLAYOFF STATISTICS

2007 PLAYER	G	MIN	Field Goals			3-Point FG			Free Throws			Rebounds								PTS	AVG	HI
			FGM	FGA	PCT	FGM	FGA	PCT	FTM	FTA	PCT	OFF	DEF	REB	AST	PF	DQ	STL	BLK			
James	20	893	166	399	.416	21	75	.280	148	196	.755	26	135	161	159	40	0	34	10	501	25.1	48
Ilgauskas	20	649	97	197	.492	0	0	---	57	68	.838	66	127	193	17	60	1	9	16	251	12.6	24
Gooden	20	605	99	201	.493	0	2	.000	30	39	.769	49	111	160	20	62	2	10	9	228	11.4	24
Hughes	18	639	69	199	.347	19	54	.352	47	63	.746	9	62	71	44	35	0	25	8	204	11.3	27
Pavlovic	20	616	72	189	.381	20	58	.345	19	36	.528	13	38	51	32	64	0	19	5	183	9.2	17
Gibson	20	402	50	116	.431	27	66	.409	38	43	.884	9	23	32	21	34	1	12	4	165	8.3	31
Varejao	20	447	46	90	.511	0	4	.000	27	48	.563	46	73	119	11	53	0	21	11	119	6.0	14
Marshall	19	204	23	69	.333	14	45	.311	7	11	.636	12	29	41	5	30	0	3	4	67	3.5	18
Da. Jones	11	139	8	26	.308	7	22	.318	3	3	1.000	1	8	9	11	10	0	0	0	26	2.4	9
Snow	19	244	12	38	.316	0	3	.000	8	14	.571	7	21	28	29	22	0	11	2	32	1.7	5
Brown	1	1	0	0	---	0	0	---	0	0	---	0	0	0	0	0	0	0	0	0	0.0	0
Newble	6	10	0	2	.000	0	2	.000	0	0	---	0	1	1	1	3	0	0	0	0	0.0	0
Pollard	3	3	0	0	---	0	0	---	0	0	---	0	0	0	0	1	0	0	0	0	0.0	0
Cavaliers	20	4850	642	1526	.421	108	331	.326	384	521	.737	238	628	866	350	414	4	144	69	1776	88.8	109
Opponents	20	4850	634	1492	.425	117	353	.331	348	479	.727	192	593	785	383	419	4	122	76	1733	86.7	107

CAVALIERS YEAR-BY-YEAR PLAYOFF STATISTICS

2008 CAVALIERS PLAYOFF STATISTICS

2008 PLAYER	G	MIN	Field Goals			3-Point FG			Free Throws			Rebounds			AST	PF	DQ	STL	BLK	PTS	AVG	HI
			FGM	FGA	PCT	FGM	FGA	PCT	FTM	FTA	PCT	OFF	DEF	REB								
James	13	552	113	275	.411	18	70	.257	122	167	.731	16	86	102	99	33	0	23	17	366	28.2	45
Ilgauskas	13	393	67	140	.479	0	0	---	36	44	.818	33	65	98	21	35	0	5	14	170	13.1	22
West	13	453	44	110	.400	18	42	.429	35	41	.854	8	35	43	54	40	0	15	6	141	10.8	21
Szczerbiak	13	374	47	125	.376	20	62	.323	26	28	.929	4	19	23	19	32	0	2	1	140	10.8	26
Gibson	11	284	35	78	.449	19	42	.452	10	14	.714	4	15	19	27	18	0	7	2	99	9.0	22
Smith	13	263	36	74	.486	0	1	---	14	22	.636	20	40	60	6	41	1	5	7	86	6.6	17
D. Brown	8	92	9	34	.265	5	17	.294	10	15	.667	8	11	19	9	10	0	2	0	33	4.1	10
Varejao	13	240	22	54	.407	0	0	---	9	21	.429	20	47	67	9	30	0	8	1	53	4.1	12
Pavlovic	8	111	10	26	.385	4	9	.444	4	6	.667	6	4	10	1	17	0	2	0	28	3.5	7
Wallace	13	304	17	33	.515	0	0	---	7	20	.350	32	52	84	15	26	0	8	14	41	3.2	9
Da. Jones	5	26	2	10	.200	2	7	.286	0	0	---	0	0	0	1	0	0	0	0	6	1.2	3
Thomas	3	8	1	2	.500	1	2	.500	0	0	---	0	1	1	1	0	0	1	0	3	1.0	3
Dw. Jones	5	20	1	2	.500	0	0	---	1	2	.500	2	4	6	0	4	0	0	1	3	0.6	2
Cavaliers	13	3120	404	963	.420	87	252	.345	274	380	.721	153	379	532	262	287	1	78	63	1169	89.9	116
Opponents	13	3120	403	947	.426	65	219	.297	270	350	.771	125	372	497	230	305	2	89	55	1141	87.8	108

2009 CAVALIERS PLAYOFF STATISTICS

2009 PLAYER	G	MIN	Field Goals			3-Point FG			Free Throws			Rebounds			AST	PF	DQ	STL	BLK	PTS	AVG	HI
			FGM	FGA	PCT	FGM	FGA	PCT	FTM	FTA	PCT	OFF	DEF	REB								
James	14	580	159	312	.510	27	81	.333	149	199	.749	19	109	128	102	30	0	23	12	494	35.3	49
Williams	14	541	80	196	.408	35	94	.372	33	43	.767	9	36	45	58	43	0	10	1	228	16.3	24
West	14	591	73	157	.465	12	36	.333	35	42	.833	6	43	49	58	28	0	19	7	193	13.8	22
Ilgauskas	14	407	62	138	.449	2	13	.154	21	33	.636	27	82	109	17	47	2	5	13	147	10.5	16
Varejao	14	420	41	82	.500	0	0	---	15	22	.682	41	49	90	8	49	3	18	16	97	6.9	14
Smith	13	218	23	50	.460	3	5	.600	23	29	.793	10	38	48	3	25	0	6	7	72	5.5	19
Szczerbiak	12	154	16	36	.444	2	12	.167	9	11	.818	8	20	28	7	19	0	2	1	43	3.6	17
Gibson	14	172	13	40	.325	10	28	.357	11	11	1.000	1	6	7	6	18	0	1	3	47	3.4	11
Pavlovic	11	91	10	20	.500	2	8	.250	1	3	.333	1	14	15	4	9	0	4	0	23	2.1	9
Wallace	14	176	8	13	.615	0	0	---	0	6	.000	18	20	38	4	13	0	4	4	16	1.1	4
Kinsey	9	11	1	3	.333	0	0	---	2	2	1.000	1	1	2	0	2	0	1	0	4	0.4	2
Jackson	5	25	1	5	.200	0	0	---	0	2	.000	0	5	5	1	5	0	0	0	2	0.4	2
Cavaliers	14	3385	487	1052	.463	93	277	.336	299	403	.742	141	423	564	268	288	5	93	64	1366	97.6	114
Opponents	14	3385	454	1048	.433	98	268	.366	241	320	.753	117	369	486	250	317	3	87	46	1247	89.1	116

2010 CAVALIERS PLAYOFF STATISTICS

2010 PLAYER	G	MIN	Field Goals			3-Point FG			Free Throws			Rebounds			AST	PF	DQ	STL	BLK	PTS	AVG	HI
			FGM	FGA	PCT	FGM	FGA	PCT	FTM	FTA	PCT	OFF	DEF	REB								
James	11	460	106	211	.502	20	50	.400	88	120	.733	15	87	102	84	23	0	19	20	320	29.1	40
Jamison	11	375	64	137	.467	10	39	.256	30	41	.732	16	65	81	14	38	0	7	11	168	15.3	25
M. Williams	11	411	52	127	.409	17	52	.327	37	46	.804	3	31	34	59	35	0	6	2	158	14.4	22
O'Neal	11	243	48	93	.516	0	0	---	31	47	.660	21	40	61	15	41	0	2	13	127	11.5	21
Parker	11	331	30	64	.469	20	44	.455	11	15	.733	1	25	26	14	16	0	9	3	91	8.3	14
West	11	269	28	67	.418	3	19	.158	15	16	.938	6	15	21	29	16	0	9	3	74	6.7	16
Varejao	11	255	20	48	.417	0	1	.000	23	31	.742	22	49	71	7	38	1	11	9	63	5.7	8
Hickson	11	79	14	22	.636	0	0	---	11	16	.688	1	8	9	1	9	0	0	0	39	3.5	13
Moon	11	113	14	24	.583	8	16	.500	2	3	.667	2	14	16	5	8	0	4	5	38	3.5	12
Ilgauskas	7	69	5	13	.385	0	0	---	2	3	.667	7	4	11	3	10	0	0	7	12	1.7	5
Powe	3	9	1	4	.250	0	0	---	3	4	.750	1	1	2	0	3	0	0	0	5	1.7	4
Gibson	5	23	2	7	.286	1	4	.250	2	2	1.000	0	3	3	1	3	0	0	0	7	1.4	3
J. Williams	3	4	0	2	.000	0	2	---	0	0	---	0	0	0	0	1	0	0	0	0	0.0	0
Cavaliers	11	2640	384	819	.469	79	227	.348	255	344	.741	95	342	437	232	241	1	67	73	1102	100.2	124
Opponents	11	2640	412	905	.455	47	152	.309	217	289	.751	110	334	444	233	270	3	75	46	1088	98.9	120

2015 CAVALIERS PLAYOFF STATISTICS

2015 PLAYER	G	MIN	Field Goals			3-Point FG			Free Throws			Rebounds			AST	PF	DQ	STL	BLK	PTS	AVG	HI
			FGM	FGA	PCT	FGM	FGA	PCT	FTM	FTA	PCT	OFF	DEF	REB								
James	20	844	227	544	.417	25	110	.227	122	167	.731	37	189	226	169	58	0	33	21	601	30.1	44
Irving	13	464	81	185	.438	27	60	.450	58	69	.841	10	37	47	50	29	0	17	11	247	19.0	30
Love	4	107	17	41	.415	9	21	.429	14	19	.737	6	22	28	10	12	0	1	2	57	14.3	23
Smith	18	560	83	206	.403	51	142	.359	14	20	.700	9	76	85	22	54	1	17	10	231	12.8	28
Mozgov	20	529	74	148	.500	0	0	---	64	81	.790	57	89	146	13	57	1	8	36	212	10.6	28
Thompson	20	727	72	129	.558	0	0	---	48	82	.585	88	128	216	9	50	0	5	24	192	9.6	19
Shumpert	20	695	59	164	.360	33	93	.355	30	40	.750	23	75	98	23	50	1	25	16	181	9.1	22
Dellavedova	20	497	47	136	.346	24	76	.316	25	32	.781	10	31	41	53	52	1	9	0	143	7.2	20
Jones	20	311	26	75	.347	22	64	.344	13	14	.929	1	28	29	9	42	0	8	3	87	4.4	17
Harris	6	16	2	6	.333	1	3	.333	3	4	.750	0	1	1	1	1	0	0	0	8	1.3	7
Perkins	8	33	2	8	.250	0	0	---	6	10	.600	2	7	9	0	6	0	0	3	10	1.3	3
Miller	9	65	3	5	.600	3	5	.600	0	0	---	0	10	10	0	6	0	1	1	9	1.0	3
Marion	6	25	1	6	.167	0	0	---	0	0	---	2	4	6	1	1	0	2	0	2	0.3	2
Haywood	1	2	0	1	.000	0	0	---	0	0	---	0	0	0	0	0	0	0	0	0	0.0	0
Cavaliers	20	4875	694	1654	.420	195	574	.340	397	538	.738	245	697	942	360	418	4	126	127	1980	99.0	118
Opponents	20	4875	697	1662	.419	158	510	.310	348	457	.761	202	628	830	403	450	3	135	94	1900	95.0	111

CAVALIERS YEAR-BY-YEAR PLAYOFF STATISTICS

2016 CAVALIERS PLAYOFF STATISTICS - NBA CHAMPIONS

2016 PLAYER	G	MIN	Field Goals			3-Point FG			Free Throws			Rebounds			AST	PF	DQ	STL	BLK	PTS	AVG	HI
			FGM	FGA	PCT	FGM	FGA	PCT	FTM	FTA	PCT	OFF	DEF	REB								
James	21	822	219	417	.525	32	94	.340	82	124	.661	42	158	200	160	54	0	49	27	552	26.3	41
Irving	21	774	201	423	.475	51	116	.440	77	88	.875	15	47	62	98	46	0	36	13	530	25.2	41
Love	20	613	92	239	.385	46	111	.414	63	75	.840	34	141	175	42	34	0	9	8	293	14.7	28
Smith	21	730	82	188	.436	65	151	.430	13	21	.619	7	60	67	29	55	0	26	5	242	11.5	23
Frye	17	237	41	69	.594	26	46	.565	6	7	.857	5	36	41	5	37	0	6	9	114	6.7	27
Thompson	21	622	49	93	.527	0	0	---	42	73	.575	86	102	188	15	55	0	8	18	140	6.7	15
Jefferson	21	381	44	84	.524	11	28	.393	15	20	.750	16	58	74	14	34	1	10	1	114	5.4	12
McRae	2	4	4	4	1.000	1	1	1.000	0	0	---	0	2	2	0	0	0	0	0	9	4.5	5
Dellavedova	20	241	26	74	.351	8	31	.258	18	24	.750	4	11	15	56	31	0	1	1	78	3.9	12
Shumpert	21	367	25	60	.417	13	34	.382	7	11	.636	10	37	47	17	36	0	10	3	70	3.3	10
Williams	13	68	8	28	.286	3	13	.231	1	2	.500	0	6	6	3	8	0	4	0	20	1.5	5
Mozgov	13	76	6	15	.400	0	0	---	3	4	.750	5	16	21	2	16	0	3	3	15	1.2	5
D. Jones	15	50	6	13	.462	1	3	.333	4	5	.800	0	7	7	2	3	0	1	1	17	1.1	5
J. Jones	12	55	2	10	.200	1	7	.143	1	4	.250	1	3	4	3	3	0	0	0	6	0.5	5
Cavaliers	21	5040	805	1717	.469	258	635	.406	332	458	.725	225	684	909	446	412	1	163	89	2200	104.8	123
Opponents	21	5040	742	1671	.444	220	623	.353	315	432	.729	182	616	798	432	441	1	132	94	2019	96.1	110



ALL-TIME CLEVELAND CAVALIERS PLAYOFF STATISTICS

PLAYER	G	MIN	Field Goals			3-Point FG			Free Throws			Rebounds				PF	DQ	STL	TO	BLK	PTS	AVG	HI
			FGM	FGA	PCT	FGM	FGA	PCT	FTM	FTA	PCT	OFF	DEF	REB	AST								
L. JAMES	112	4756	1136	2465	.461	164	543	.302	798	1091	.731	177	847	1024	849	282	0	199	422	116	3234	28.9	49
PRICE	47	1691	280	603	.464	56	166	.337	202	214	.944	21	103	124	327	81	1	64	158	5	818	17.4	35
ILGAUSKAS	71	2017	313	656	.477	2	13	.154	156	209	.746	180	343	523	70	220	8	26	97	82	784	11.0	25
DAUGHERTY	41	1600	275	530	.519	0	2	.000	232	307	.756	89	330	419	137	113	1	27	98	40	782	19.1	40
IRVING	34	1238	282	608	.464	78	176	.443	135	157	.860	25	84	109	148	75	0	53	68	24	777	22.9	41
NANCE	41	1564	283	537	.527	0	1	.000	127	162	.784	110	220	330	110	134	2	30	59	93	693	16.9	32
JOHN WILLIAMS	45	1416	206	426	.484	0	1	.000	147	198	.742	99	206	305	95	143	4	45	74	53	559	12.4	23
J.R. SMITH	39	1290	165	394	.419	116	293	.396	27	41	.659	16	136	152	51	109	1	43	26	15	473	12.1	28
EHLO	40	1262	161	384	.419	41	113	.363	59	82	.720	44	120	164	164	101	0	47	64	10	422	10.6	25
VAREJAO	71	1600	160	324	.494	0	5	.000	100	159	.629	147	258	405	38	220	6	67	62	39	420	5.9	16
D. WEST	38	1312	145	334	.434	33	97	.340	85	99	.859	20	93	113	141	84	0	43	85	16	408	10.7	22
M. WILLIAMS	38	1020	140	351	.399	55	159	.346	71	91	.780	12	73	85	120	86	0	20	63	3	406	10.7	24
LOVE	24	720	109	280	.389	55	132	.417	77	94	.819	40	163	203	52	46	0	10	33	10	350	14.6	28
GOODEN	33	887	144	286	.503	0	2	.000	47	57	.825	80	178	258	28	102	3	13	45	11	335	10.2	24
T. THOMPSON	41	1349	121	222	.545	0	0	---	90	155	.581	174	230	404	24	105	0	13	32	42	332	8.1	19
GIBSON	50	881	100	241	.415	57	140	.407	61	70	.871	14	47	61	55	73	1	20	33	9	318	6.4	31
HUGHES	27	975	105	312	.337	24	72	.333	70	94	.745	18	80	98	80	69	2	45	58	9	304	11.3	27
RUSSELL	18	516	105	254	.413	0	0	---	75	91	.824	42	70	112	35	70	0	14	10	9	285	15.8	32
SANDERS	35	784	119	245	.486	1	6	.167	34	46	.739	45	69	114	58	111	0	28	47	16	273	7.8	18
SHUMPERT	41	1062	84	224	.375	46	127	.362	37	51	.725	33	112	145	40	86	1	35	26	19	251	6.1	22
PAVLOVIC	42	823	92	237	.388	26	76	.342	24	45	.533	20	57	77	37	90	0	25	41	5	234	5.6	17
MOZGOV	33	604	80	163	.491	0	0	---	67	85	.788	62	105	167	15	73	1	11	45	39	227	6.9	28
DELLAVEDOVA	40	738	73	210	.348	32	107	.299	43	56	.768	14	42	56	109	83	1	10	49	1	221	5.5	20
A. CARR	18	425	87	204	.426	0	0	---	38	55	.691	18	23	41	41	50	0	10	4	5	212	11.8	27
B. SMITH	18	470	88	216	.407	0	0	---	25	28	.893	16	38	54	35	48	1	14	1	4	201	11.2	27
DONYELL MARSHALL	32	550	68	173	.393	32	91	.352	22	28	.786	36	78	114	13	54	0	10	18	13	190	5.9	28
SZCZERBIAK	25	528	63	161	.391	22	74	.297	35	39	.897	12	39	51	26	51	0	4	19	2	183	7.3	26
BRANDON	26	470	75	167	.449	5	17	.294	27	31	.871	10	42	52	76	34	0	15	37	5	182	7.0	21
CLEAMONS	13	503	73	184	.397	0	0	---	33	40	.825	23	48	71	61	34	0	8	0	3	179	13.8	18
SNYDER	17	420	77	180	.428	0	0	---	20	27	.741	12	22	34	35	41	1	12	1	8	174	10.2	26
CHONES	12	423	76	168	.452	0	0	---	22	33	.667	28	68	96	16	39	0	3	4	8	174	14.5	23
HARPER	9	323	69	132	.523	0	4	.000	31	42	.738	11	30	41	35	29	1	22	18	8	169	18.8	31
JAMISON	11	375	64	137	.467	10	39	.256	30	41	.732	16	65	81	14	38	0	7	18	11	168	15.3	25
JOE SMITH	26	481	59	124	.476	3	6	.500	37	51	.725	30	78	108	9	66	1	11	13	14	158	6.1	19
WILKINS	12	362	58	132	.439	11	28	.393	27	33	.818	9	20	29	34	22	0	12	14	2	154	12.8	28
J. BREWER	17	611	55	129	.426	0	0	---	27	51	.529	51	125	176	42	47	0	17	0	16	137	8.1	15
MILLS	10	356	50	108	.463	12	24	.500	15	17	.882	17	38	55	24	37	1	12	14	5	127	12.7	25
O'NEAL	11	243	48	93	.516	0	0	---	31	47	.660	21	40	61	15	41	0	2	24	13	127	11.5	21
FERRY	28	371	47	117	.402	14	45	.311	17	20	.850	12	48	60	31	45	1	10	14	6	125	4.5	20
PHILLS	17	331	46	114	.404	7	19	.368	22	32	.688	15	31	46	24	24	0	14	22	1	121	7.1	21
SNOW	32	652	44	114	.386	0	4	.000	30	43	.698	17	54	71	65	58	0	22	29	5	118	3.7	18
FRYE	17	237	41	69	.594	26	46	.565	6	7	.857	5	36	41	5	37	0	6	5	9	114	6.7	27
JEFFERSON	21	381	44	84	.524	11	28	.393	15	20	.750	16	58	74	14	34	1	10	13	1	114	5.4	12
MURRAY	13	399	37	112	.330	5	24	.208	26	32	.813	11	31	42	21	27	0	9	9	2	105	8.1	21
FREE	4	150	41	93	.441	0	4	.000	23	25	.920	4	6	10	31	12	0	6	6	0	105	26.3	32
KEMP	4	152	33	71	.465	0	0	---	38	45	.844	16	25	41	8	12	0	5	16	4	104	26.0	31
WALKER	18	290	39	90	.433	0	0	---	24	30	.800	14	21	35	53	36	0	14	6	4	102	5.7	20
HILL	10	315	29	68	.426	0	1	.000	43	71	.606	29	40	69	7	43	3	8	21	2	101	10.1	16
BATTLE	19	223	37	87	.425	0	3	.000	21	23	.913	4	11	15	17	14	0	5	20	1	95	5.0	14
JAMES JONES	32	365	28	85	.329	23	71	.324	14	18	.778	2	31	33	12	45	0	8	6	3	93	2.9	17
A. PARKER	11	331	30	64	.469	20	44	.455	11	15	.733	1	25	26	14	16	0	9	11	3	91	8.3	14
THURMOND	14	376	37	79	.468	0	0	---	13	32	.406	38	80	118	28	52	2	6	0	30	87	6.2	13
HINSON	4	120	26	48	.542	0	0	---	15	23	.652	10	20	30	3	18	1	3	8	9	67	16.8	24
E. SMITH	5	112	29	57	.509	0	0	---	8	14	.571	12	31	43	1	19	0	8	5	6	66	13.2	20
HUBBARD	8	123	25	51	.490	1	1	1.000	13	18	.722	12	11	23	3	17	0	3	8	0	64	8.0	23
WALLACE	27	480	25	46	.543	0	0	---	7	26	.269	50	72	122	19	39	0	12	10	18	57	2.1	9
DAMON JONES	29	347	18	62	.290	14	47	.298	6	7	.857	3	22	25	24	28	0	2	4	0	56	1.9	9
KERR	17	222	22	55	.400	3	14	.214	5	5	1.000	2	10	12	20	18	0	9	6	0	52	3.1	9
BAGLEY	4	168	22	56	.393	0	3	.000	7	10	.700	1	15	16	40	7	0	10	17	0	51	12.8	22
W. BENNETT	5	135	23	47	.489	0	0	---	4	6	.667	14	7	21	5	11	0	3	4	1	50	10.0	22
MAJERLE	3	91	16	36	.444	10	23	.435	8	9	.889	2	10	12	9	6	0	4	3	2	50	16.7	23
SHELTON	4	106	19	34	.559	0	0	---	8	10	.800	6	16	22	4	20	2	2	6	1	46	11.5	14

ALL-TIME CLEVELAND CAVALIERS PLAYOFF STATISTICS (CONT.)

PLAYER	G	MIN	Field Goals			3-Point FG			Free Throws			Rebounds				PF	DQ	STL	TO	BLK	PTS	AVG	HI
			FGM	FGA	PCT	FGM	FGA	PCT	FTM	FTA	PCT	OFF	DEF	REB	AST								
D. ANDERSON	4	103	10	22	.455	0	0	---	23	26	.885	0	9	9	11	10	0	5	12	1	43	10.8	18
HICKSON	11	79	14	22	.636	0	0	---	11	16	.688	1	8	9	1	9	0	0	6	0	39	3.5	13
MOON	11	113	14	24	.583	8	16	.500	2	3	.667	2	14	16	5	8	0	4	0	5	38	3.5	12
CAGE	7	182	16	32	.500	0	1	.000	3	7	.429	21	25	46	5	14	0	4	1	9	35	5.0	10
D. BROWN	8	92	9	34	.265	5	17	.294	10	15	.667	8	11	19	9	10	0	2	9	0	33	4.1	10
FURLOW	2	50	13	27	.481	0	0	---	6	6	1.000	3	2	5	5	1	0	0	3	0	32	16.0	20
PERSON	4	136	11	29	.379	7	19	.368	3	4	.750	2	7	9	10	5	0	3	1	0	32	8.0	15
C. HENDERSON	4	157	11	28	.393	0	1	.000	8	13	.615	4	13	17	11	14	0	6	13	0	30	7.5	9
POQUETTE	4	91	13	21	.619	0	0	---	4	5	.800	4	10	14	1	16	2	2	4	6	30	7.5	10
J. DAVIS	3	50	12	16	.750	0	1	.000	4	5	.800	1	5	6	15	5	0	5	2	0	28	9.3	15
KEMPTON	3	89	10	25	.400	0	0	---	6	6	1.000	10	6	16	8	9	0	3	4	0	26	8.7	16
EDGAR JONES	4	45	9	18	.500	0	1	.000	7	8	.875	2	6	8	3	6	0	2	2	0	25	6.3	14
TURPIN	4	45	12	19	.632	0	0	---	1	2	.500	3	5	8	0	3	0	4	5	1	25	6.3	10
ROLLINS	8	112	7	11	.636	0	0	---	9	13	.692	5	19	24	2	17	0	5	4	8	23	2.9	9
CAMPBELL	4	37	6	14	.429	1	2	.500	10	12	.833	1	1	2	1	3	0	1	3	1	23	5.8	13
VALENTINE	5	80	7	20	.350	0	0	---	7	8	.875	3	4	7	16	7	0	5	5	0	21	4.2	8
BROKAW	3	44	9	19	.474	0	0	---	2	6	.333	3	1	4	12	7	0	2	0	1	20	6.7	12
LAMBERT	11	72	8	20	.400	0	0	---	3	4	.750	6	16	22	1	14	0	3	0	2	19	1.7	4
CHIEVOUS	3	28	6	10	.600	0	0	---	7	9	.778	2	1	3	2	2	0	1	3	0	19	6.3	13
KNIGHT	4	132	6	21	.286	0	0	---	6	10	.600	0	16	16	23	16	1	10	8	1	18	4.5	11
DAHNTAY JONES	15	50	6	13	.462	1	3	.333	4	5	.800	0	7	7	2	3	0	1	1	1	17	1.1	5
POTAPENKO	4	70	6	15	.400	0	0	---	5	10	.500	3	8	11	3	8	0	2	6	0	17	4.3	8
WITTE	7	28	6	11	.545	0	0	---	4	4	1.000	4	5	9	4	4	0	0	0	0	16	2.3	6
COLTER	4	43	5	10	.500	0	1	.000	2	4	.500	1	0	1	2	2	0	1	0	0	12	3.0	5
HIGGINS	3	57	4	11	.364	2	7	.286	1	2	.500	2	2	4	4	10	0	1	3	1	11	3.7	5
PERKINS	8	33	2	8	.250	0	0	---	6	10	.600	2	7	9	0	6	0	0	4	3	10	1.3	3
MCRAE	2	4	4	4	1.000	1	1	1.000	0	0	---	0	2	2	0	0	0	0	0	0	9	4.5	5
M. MILLER	9	65	3	5	.600	3	5	.600	0	0	---	0	10	10	0	6	0	1	1	1	9	1.0	3
J. HARRIS	6	16	2	6	.333	1	3	.333	3	4	.750	0	1	1	1	1	0	0	1	0	8	1.3	7
SURA	6	49	3	8	.375	0	2	.000	2	3	.667	0	4	4	7	8	0	2	6	0	8	1.3	4
M. WEST	4	68	3	5	.600	0	0	---	2	5	.400	5	13	18	4	19	0	2	5	0	8	2.0	4
NEWBLE	11	21	3	5	.600	1	3	.333	0	0	---	1	2	3	1	4	0	1	1	0	7	0.6	7
MORTON	2	9	2	5	.400	0	0	---	2	2	1.000	0	0	0	0	1	0	0	1	0	6	3.0	6
ROBERTS	1	7	3	4	.750	0	0	---	0	2	.00	1	1	2	0	0	0	0	1	0	6	6.0	6
DUDLEY	5	28	2	5	.400	0	0	---	1	2	.500	4	2	6	2	4	0	0	2	0	5	1.0	2
POWE	3	9	1	4	.250	0	0	---	3	4	.750	1	1	2	0	3	0	0	1	0	5	1.7	4
KINSEY	9	11	1	3	.333	0	0	---	2	2	1.00	1	1	2	0	2	0	1	1	0	4	0.4	2
H. JAMES	8	22	1	10	.100	0	3	.000	2	4	.500	1	1	2	2	2	0	1	1	0	4	0.5	4
MOKESKI	3	10	1	2	.500	0	0	---	2	2	1.000	0	2	2	0	2	0	1	0	1	4	1.3	2
DW. JONES	5	20	1	2	.500	0	0	---	1	2	.500	2	4	6	0	4	0	0	1	1	3	0.6	2
B. THOMAS	3	8	1	2	.500	1	2	.500	0	0	---	0	1	1	1	0	0	1	0	0	3	1.0	3
BROOKS	1	8	0	1	.000	0	0	---	2	2	1.000	0	0	0	2	1	0	0	0	0	2	2.0	2
CROTTY	2	9	0	0	---	0	0	---	2	2	1.000	1	0	1	1	0	0	1	1	1	2	1.0	2
CURRY	2	17	1	4	.250	0	1	.000	0	0	---	1	0	1	2	1	0	0	0	1	2	1.0	2
GARRETT	4	5	0	0	---	0	0	---	2	4	.500	0	0	0	0	0	0	0	0	0	2	0.5	2
GUIDINGER	4	15	1	3	.333	0	0	---	0	2	.000	1	0	1	0	1	0	0	2	1	2	0.5	2
D. JACKSON	5	25	1	5	.200	0	0	---	0	2	.00	0	5	5	1	5	0	0	1	0	2	0.4	2
MARION	6	25	1	6	.167	0	0	---	0	0	---	2	4	6	1	1	0	2	0	0	2	0.3	2
SCOTT	1	3	1	2	.500	0	0	---	0	0	---	0	0	0	0	0	0	0	1	1	2	2.0	2
C. THOMAS	1	11	0	1	.000	0	0	---	2	3	.667	1	0	1	0	2	0	0	0	0	2	2.0	2
K. WILLIAMS	2	7	1	2	.500	0	0	---	0	0	---	0	0	0	1	1	0	0	0	0	2	1.0	2
HAYWOOD	1	2	0	1	.000	0	0	---	0	0	---	0	0	0	0	0	0	0	0	0	0	0.0	0
J. WILLIAMS	3	4	0	2	.000	0	2	.000	0	0	---	0	0	0	0	1	0	0	0	0	0	0.0	0
A. HENDERSON	2	9	0	2	.000	0	0	.000	0	0	.000	1	1	2	0	1	0	0	0	0	0	0.0	0
R. ANDERSON	2	9	0	3	.000	0	0	---	0	0	---	1	2	3	0	0	0	0	0	0	0	0.0	0
POLLARD	3	2	0	0	---	0	0	---	0	0	---	0	0	0	0	1	0	0	0	0	0	0.0	0
KEYS	1	12	0	3	.000	0	1	.000	0	0	---	0	3	3	1	1	0	0	2	0	0	0.0	0
DREILING	1	7	0	2	.000	0	0	---	0	0	---	0	1	1	0	2	0	0	0	0	0	0.0	0
AMAECHI	1	2	0	1	.000	0	0	---	0	0	---	0	0	0	0	0	0	0	0	0	0	0.0	0
LANG	1	2	0	0	---	0	0	---	0	0	---	0	0	0	0	0	0	0	0	0	0	0.0	0
S. BROWN	1	1	0	0	---	0	0	---	0	0	---	0	0	0	0	0	0	0	0	0	0	0.0	0
DONNY MARSHALL	1	1	0	0	---	0	0	---	0	0	---	0	0	0	0	0	0	0	0	0	0	0.0	0
TM TOTAL	189	45720	6715	13303	.452	1046	2983	.351	3750	5018	.747	1935	5150	7085	3531	3646	50	1209	2352	842	18226	96.4	124
OPP. TOTAL	189	45720	6742	13519	.449	964	2838	.340	3482	4634	.751	1842	4893	6735	3543	3868	44	1201	2236	811	17930	94.9	132

CAVALIERS INDIVIDUAL PLAYOFF RECORDS

Most Points		Player	Opponent	Date
Game	49	LeBron James	vs. Orlando	May 20, 2009
Half	28	LeBron James	@ Boston (1st H)	May 7, 2010
Quarter	21	LeBron James	@ Boston (1st Q)	May 7, 2010
Overtime	10	LeBron James	@ Orlando	May 26, 2009
Field Goals Made		Player	Opponent	Date
Game	20	LeBron James	vs. Orlando	May 20, 2009
Half	11	LeBron James	vs. Orlando (1st)	May 20, 2009
		LeBron James	@ Boston (1st H)	May 7, 2010
Quarter	8	LeBron James	@ Boston (1st Q)	May 7, 2010
Overtime	4	LeBron James	@ Detroit (2nd OT)	May 31, 2007
Field Goals Attempted		Player	Opponent	Date
Game	38	LeBron James	@ Golden State (OT)	June 4, 2015
Half	19	LeBron James	@ Golden State (2nd H)	June 14, 2015
	19	LeBron James	vs. Golden State (2nd H)	June 16, 2015
3-Pt. Field Goals Made		Player	Opponent	Date
Game	8	Kevin Love	at Atlanta	May 8, 2016
	8	J.R. Smith	at Atlanta	May 20, 2015
Half	6	J.R. Smith	vs. Atlanta (1st H)	May 4, 2016
Overtime	2	LeBron James	@ Orlando	May 26, 2009
3-Pt. Field Goals Attempted		Player	Opponent	Date
Game	15	J.R. Smith	@ Toronto	May 21, 2016
	15	Kevin Love	@ Atlanta	May 8, 2016
Half	10	J.R. Smith	@ Golden State (1st H)	June 14, 2015
	10	J.R. Smith	vs. Atlanta (1st H)	May 4, 2016
Overtime	5	LeBron James	@ Orlando	May 26, 2009
Free Throws Made		Player	Opponent	Date
Game	18	LeBron James	@ Orlando	May 24, 2009
Half	13	Brad Daugherty	vs. New Jersey (2nd H)	April 23, 1992
Quarter	10	LeBron James	vs. Detroit (4th Q)	May 19, 2006
Overtime	5	LeBron James	@ Detroit (1st OT)	May 31, 2007
Free Throws Attempted		Player	Opponent	Date
Game	24	LeBron James	@ Orlando	May 24, 2009
Half	16	LeBron James	@ Orlando (2nd H)	May 24, 2009
Quarter	12	LeBron James	vs. Detroit (4th Q)	May 19, 2006
	12	LeBron James	@ Orlando (4th Q)	May 24, 2009
Overtime	6	LeBron James	at Detroit (1st OT)	May 31, 2007
Rebounds -- Total		Player	Opponent	Date
Game	20	Brad Daugherty	vs. New Jersey	May 9, 1993
Half	13	Brad Daugherty	vs. Boston	May 2, 1992
	13	LeBron James	@ Boston (2nd H)	May 13, 2010
Overtime	3	Sasha Pavlovic	@ Detroit	May 31, 2007
	3	LeBron James	@ Golden State	June 4, 2015
	3	Matthew Dellavedova	@ Golden State	June 7, 2015
Rebounds -- Offensive		Player	Opponent	Date
Game	10	Z. Ilgauskas	vs. San Antonio	June 12, 2007
Half	7	Tristan Thompson	@ Atlanta	May 6, 2016
	7	Tristan Thompson	vs. Golden State	June 8, 2016
Rebounds -- Defensive		Player	Opponent	Date
Game	16	Brad Daugherty	vs. New Jersey	May 9, 1993
	16	LeBron James	@ Boston	May 13, 2010
Half	12	LeBron James	@ Boston (2nd H)	May 13, 2010
Overtime	3	LeBron James	@ Golden State	June 4, 2015
Assists		Player	Opponent	Date
Game	18	Mark Price	vs. Philadelphia	May 3, 1990
Half	10	John Bagley	vs. Boston (1st H)	April 23, 1985
	10	Mark Price	vs. Philadelphia (1st H)	May 3, 1990
	10	Mark Price	vs. New Jersey (1st H)	April 25, 1992
	10	Mark Price	@ Boston (1st H)	May 10, 1992
Overtime	2	Foots Walker	@ Washington	April 26, 1976
	2	Larry Nance	@ Boston	May 10, 1992
	2	Gerald Wilkins	vs. Chicago	May 3, 1994
Steals		Player	Opponent	Date
Game	6	Ron Harper	@ Chicago	May 8, 1988
	6	Mark Price	vs. New Jersey	May 1, 1993
	6	John Williams	@ New York	April 29, 1995
Half	4	on nine occasions		
Overtime	2	Iman Shumpert	@ Golden State	June 7, 2015
Blocked Shots		Player	Opponent	Date
Game	6	Nate Thurmond	vs. Boston	May 14, 1976
	6	Larry Nance	vs. New Jersey	April 23, 1992
	6	Z. Ilgauskas	@ Detroit	May 17, 2006
Half	4	Tree Rollins	@ Chicago (1st H)	May 3, 1989
	4	Larry Nance	vs. Chicago (1st H)	May 23, 1992
	4	Z. Ilgauskas	@ Detroit (1st H)	May 17, 2006
	4	Z. Ilgauskas	vs. Boston (1st H)	May 11, 2010
	4	T. Mozgov	vs. Boston (1st H)	April 21, 2015
Overtime	1	on seven occasions		
Highest Field Goal Percentage (Min. 10 FG Made in Game)		Player	Opponent	Date
Game	91.7	Larry Nance	vs. Chicago (11-12)	May 15, 1993
	91.7	Drew Gooden	vs. Washington (11-12)	April 25, 2006
Half	100.0	Foots Walker	@ Washington (7-7)	April 13, 1977

OPPONENT INDIVIDUAL PLAYOFF RECORDS

Most Points

Game	Player	Opponent	Date
55	Michael Jordan	@ Chicago	May 1, 1988
Half	30	Michael Jordan	@ Chicago (2nd H)
	30	Michael Jordan	vs. Chicago (2nd H)
Quarter	20	Michael Jordan	@ Chicago (2nd Q)
	20	Gilbert Arenas	@ Washington (4th Q)
Overtime	8	Gilbert Arenas	vs. Washington

Field Goals Made

Game	24	Michael Jordan	@ Chicago	May 1, 1988
Half	14	Michael Jordan	@ Chicago (1st H)	May 1, 1988
Quarter	9	Michael Jordan	@ Chicago (3rd Q)	May 5, 1989
Overtime	3	Gilbert Arenas	vs. Washington	May 3, 2006

Field Goals Attempted

Game	45	Michael Jordan	@ Chicago	May 1, 1988
Half	25	Michael Jordan	@ Chicago (1st H)	May 1, 1988

3-Pt. Field Goals Made

Game	7	Derek Harper	vs. New York	May 4, 1995
	7	Stephen Curry	at Golden State	June 10, 2016
	7	Stephen Curry	vs. Golden State	June 9, 2015
	7	Stephen Curry	@ Golden State	June 14, 2015
Half	6	Stephen Curry	vs. Golden State	June 9, 2015

3-Pt. Field Goals Attempted

Game	15	Stephen Curry	@ Golden State	June 7, 2015
Half	9	Stephen Curry	vs. Golden State (2nd H)	June 13, 2016
	9	Stephen Curry	vs. Golden State (2nd H)	June 9, 2015
	9	Stephen Curry	@ Golden State (2nd H)	June 14, 2015
Overtime	2	on six occasions		

Free Throws Made

Game	22	Michael Jordan	@ Chicago	May 5, 1989
Half	13	Michael Jordan	@ Chicago (1st H)	May 5, 1989
Quarter	10	Gilbert Arenas	vs. Washington (4th Q)	April 22, 2006
Overtime	5	Rasheed Wallace	@ Detroit	May 31, 2007

Free Throws Attempted

Game	27	Michael Jordan	@ Chicago	May 5, 1989
Half	16	Michael Jordan	@ Chicago (1st H)	May 5, 1989
Quarter	11	Gilbert Arenas	vs. Washington (4th Q)	April 22, 2006
Overtime	6	Rasheed Wallace	@ Detroit	May 31, 2007

Rebounds -- Total

Game	26	Bismack Biyombo	at Toronto	May 21, 2016
Half	16	Bismack Biyombo	at Toronto	May 21, 2016
Overtime	3	Scottie Pippen	@ Chicago	May 5, 1989
	3	Jared Jeffries	@ Washington	May 5, 2006

Rebounds -- Offensive

Game	11	Dave Cowens	vs. Boston	May 14, 1976
	11	Charles Barkley	@ Philadelphia	April 26, 1990
Half	8	Dave Cowens	vs. Boston (2nd H)	May 14, 1976

Rebounds -- Defensive

Game	19	Elvin Hayes	vs. Washington	April 15, 1977
Half	14	Elvin Hayes	vs. Washington	April 15, 1977

Assists

Game	Player	Opponent	Date
19	Rajon Rondo	vs. Boston	May 3, 2010
12	Rajon Rondo	vs. Boston	May 3, 2010
Overtime	1	on seven occasions	

Steals

Game	5	Michael Jordan	@ Chicago	May 3, 1989
	5	Mookie Blaylock	@ New Jersey	April 30, 1992
	5	Reggie Lewis	@ Boston	May 10, 1992
	5	Rajon Rondo	@ Boston	May 13, 2010
	5	Jimmy Butler	@ Chicago	May 8, 2015
	5	Draymond Green	@ Golden State	June 7, 2015
Half	4	Jo Jo White	@ Boston (2nd H)	May 6, 1976
	4	Michael Jordan	vs. Chicago (1st H)	April 28, 1989
	4	Mookie Blaylock	vs. New Jersey (2nd H)	April 30, 1992
	4	Jimmy Butler	@ Chicago (1st H)	May 8, 2015
Overtime	1	on nine occasions		

Blocked Shots

Game	9	Derrick Coleman	@ New Jersey	May 7, 1993
Half	8	Derrick Coleman	@ New Jersey	May 7, 1993
Overtime	2	Luc Longley	vs. Chicago	May 3, 1994

Turnovers

Game	8	Jason Kidd	vs. New Jersey	May 16, 2007
	8	Jason Kidd	vs. New Jersey	May 8, 2007
	8	Scottie Pippen	vs. Chicago	May 3, 1994
	8	Reggie Miller	vs. Indiana	April 30, 1998
Half	6	Michael Jordan	@ Chicago (2nd H)	May 8, 1988
	6	Reggie Miller	vs. Indiana (2nd H)	April 30, 1998

Highest Field Goal Percentage (Min. 10 Made in Game)

Game	85.7	Chris Morris	@ New Jersey (12-14)	April 28, 1992
Half	100.0	Chris Morris	@ New Jersey (8-8, 1st H)	April 28, 1992

CAVALIERS TEAM PLAYOFF RECORDS

Most Points		Opponent	Date	Rebounds - Defensive		Opponent	Date
Game	124	@ Boston	May 7, 2010	Game	43	vs. Atlanta	May 26, 2015
Half	74	vs. Atlanta (1st H)	May 4, 2016	Half	25	vs. Washington (2nd H)	April 25, 2007
Quarter	41	@ Washington (4th Q)	April 13, 1977	Overtime	5	@ Washington	May 5, 2006
Overtime	14	vs. Washington	May 3, 2006		5	vs. Atlanta	May 24, 2015
	14	@ Orlando	May 26, 2009		5	@ Golden State	June 7, 2015
Field Goals Made				Assists			
Game	53	@ Boston	April 18, 1985	Game	42	vs. Boston	May 17, 1992
Half	28	vs. Washington (2nd H)	April 13, 1976	Half	22	vs. Boston (1st H)	May 17, 1992
	28	@ Boston (2nd H)	April 18, 1985	Overtime	3	@ Chicago	May 5, 1989
Quarter	19	@ Washington (4th Q)	April 13, 1977		3	vs. Atlanta	May 24, 2015
Overtime	5	@ Washington	April 26, 1976	Personal Fouls			
	5	@ Orlando	May 26, 2009	Game	40	vs. Boston	April 25, 1985
Field Goals Attempted				Half	23	@ Orlando (2nd H)	May 24, 2009
Game	113	@ Washington	April 13, 1977	Overtime	6	@ Detroit (1st OT)	May 31, 2007
Half	61	@ Washington (2nd H)	April 13, 1977	Steals			
Quarter	34	@ Washington (4th Q)	April 13, 1977	Game	15	at Golden State	June 5, 2016
Overtime	9	on seven occasions		Half	9	@ Boston (1st H)	April 20, 1985
3-Pt. Field Goals Made					9	@ Washington (1st H)	April 27, 2008
Game	25	vs. Atlanta	May 4, 2016		9	@ Boston (1st H)	May 6, 2008
Half	18	vs. Atlanta (1st H)	May 4, 2016	Overtime	3	@ Golden State	June 7, 2015
Quarter	10	vs. Atlanta (2nd Q)	May 4, 2016	Blocked Shots			
Overtime	2	vs. Atlanta	May 24, 2015	Game	13	@ Chicago	May 3, 1989
3-Pt. Field Goals Attempted				Half	10	vs. Chicago (2nd H)	April 17, 2010
Game	45	vs. Atlanta	May 4, 2016	Overtime	2	@ Detroit (2nd OT)	May 31, 2007
Half	27	vs. Atlanta	May 4, 2016	Turnovers			
Overtime	5	@ Orlando	May 26, 2009	Game	24	@ Boston	May 9, 1976
Free Throws Made					24	@ New York	April 29, 1995
Game	39	vs. New Jersey	April 23, 1992		24	@ Boston	May 13, 2010
Half	29	vs. New Jersey (2nd H)	April 23, 1992	Half	16	@ New Jersey (1st H)	May 7, 1993
Quarter	21	vs. New Jersey (4th Q)	April 23, 1992	Quarter	10	@ New Jersey (2nd Q)	May 7, 1993
Overtime	6	vs. Washington	May 3, 2006	Overtime	4	@ Orlando	May 5, 2006
	6	@ Orlando	May 26, 2009	Highest Field Goal Percentage			
Free Throws Attempted				Game	59.5	@ Boston (44-74)	May 7, 2010
Game	46	vs. Detroit	June 2, 2007	Half	66.7	vs. Toronto (24-36, 1st H)	May 17, 2016
Half	31	vs. New Jersey (2nd H)	April 23, 1992	Quarter	75.0	at Golden State (15-20, 3rd Q)	8-Jun-16
Quarter	21	vs. New Jersey (4th Q)	April 23, 1992		75.0	vs. Philadelphia (9-12, 4th Q)	May 1, 1990
Overtime	7	vs. Washington	May 3, 2006	Overtime	66.7	vs. Washington (4-6)	May 3, 2006
Rebounds - Total				Highest 3-Pt. Field Goal Percentage			
Game	56	@ Washington	April 13, 1977	Game	70.0	vs. New Jersey (7-10)	April 29, 1993
	56	vs. Washington	April 25, 2007	Half	100.0	@ New York (4-4, 1st H)	April 27, 1995
	56	vs. Atlanta	May 24, 2015	Overtime	100.0	@ Chicago (1-1)	May 5, 1989
	56	vs. Atlanta	May 26, 2015	Highest Free Throw Percentage			
	56	vs. Golden State	June 16, 2015	Game	95.8	@ Chicago	May 10, 2015
Half	33	vs. Washington (2nd H)	April 25, 2007		95.8	@ Detroit	April 26, 2009
	33	@ Washington (2nd H)	April 13, 1977	Half	100.0	vs. New Jersey (16-16, 1st H)	April 25, 1992
	33	@ New Jersey (2nd H)	April 30, 1992	Quarter	100.0	vs. New Jersey (21-21, 4th Q)	April 23, 1992
Quarter	24	vs. Washington (1st Q)	April 15, 1977	Overtime	100.0	vs. Chicago (1-1)	May 3, 1994
Overtime	7	@ Golden State	June 7, 2015		100.0	@ Washington (1-1)	May 5, 2006
Rebounds - Offensive					100.0	@ Washington (1-1)	May 5, 2006
Game	24	@ Washington	April 13, 1977				
	24	@ New Jersey	April 28, 1992				
Half	14	@ Washington (2nd H)	April 13, 1977				
Overtime	2	on three occasions					

OPPONENT TEAM PLAYOFF RECORDS

Most Points		Opponent	Date
Game	132	vs. New York	April 12, 1978
Half	70	@ Boston (1st H)	April 18, 1985
	70	vs. Boston (2nd H)	May 11, 2010
Quarter	43	@ Detroit (2nd Q)	May 7, 2006
Overtime	14	@ Washington	April 26, 1976

Field Goals Made		Opponent	Date
Game	56	vs. New York	April 12, 1978
Half	30	vs. New York (2nd H)	April 12, 1978
Quarter	16	vs. New York (1st & 3rd Q)	April 12, 1978
	16	@ Chicago (1st Q)	May 3, 1989
Overtime	5	@ Washington	April 26, 1976

Field Goals Attempted		Opponent	Date
Game	106	@ Chicago	May 1, 1988
Half	53	@ Chicago (1st & 2nd H)	May 1, 1988
	53	vs. New Jersey (1st H)	April 23, 1992
Quarter	30	@ Chicago (3rd Q)	May 1, 1988
	30	vs. New Jersey (2nd Q)	April 23, 1992
Overtime	9	vs. Washington	May 3, 2006
	9	@ Washington	May 5, 2006
	9	vs. Atlanta	May 24, 2015
	9	@ Golden State	June 7, 2015

3-Pt. Field Goals Made		Opponent	Date
Game	17	vs. Golden State	June 10, 2016
	17	vs. New York	April 25, 1996
	17	@ Orlando (OT)	May 26, 2009
Half	11	@ Golden State	June 13, 2016
	11	vs. New York (2nd H)	April 25, 1996

3-Pt. Field Goals Attempted		Opponent	Date
Game	43	@ Golden State	June 13, 2016
Half	22	vs. Golden State	June 13, 2016
Overtime	6	vs. Atlanta	May 24, 2015

Free Throws Made		Opponent	Date
Game	39	vs. Boston	April 25, 1985
	39	@ Orlando	May 24, 2009
Half	30	@ Orlando (2nd H)	May 24, 2009
Quarter	19	@ Orlando (4th Q)	May 24, 2009
Overtime	7	@ Detroit (1st OT)	May 31, 2007

Free Throws Attempted		Opponent	Date
Game	51	@ Orlando	May 24, 2009
Half	35	@ Orlando (2nd H)	May 24, 2009
Quarter	23	@ Orlando (4th)	May 24, 2009
Overtime	8	@ Detroit (1st OT)	May 31, 2007

Rebounds - Total		Opponent	Date
Game	63	vs. Boston	May 11, 1976
Half	33	vs. Washington (1st H)	April 13, 1976
	33	vs. Boston (1st H)	May 11, 1976
Quarter	20	vs. Washington (2nd Q)	April 13, 1976
	20	vs. Boston (1st Q)	May 11, 1976
Overtime	8	@ Chicago	May 5, 1989

Rebounds - Offensive		Opponent	Date
Game	24	@ Chicago	May 1, 1988
Half	13	vs. Boston (1st H)	May 11, 1976
	13	@ Philadelphia (2nd H)	April 26, 1990
	13	@ Chicago (1st H)	May 21, 1992

Rebounds - Defensive		Opponent	Date
Game	42	@ Toronto	May 21, 2016
Half	24	@ San Antonio (1st H)	June 10, 2007

Assists		Opponent	Date
Game	41	@ Boston	May 15, 1992
Half	21	@ Boston (1st H)	May 15, 1992
Overtime	2	@ Chicago	May 5, 1989

Personal Fouls		Opponent	Date
Game	35	vs. Indiana	April 30, 1998
Half	20	vs. Indiana (2nd H)	April 30, 1998
Overtime	4	@ Chicago	May 5, 1989
	4	vs. Washington	May 3, 2006

Steals		Opponent	Date
Game	13	@ Washington	April 24, 2008
	13	@ New Jersey	April 28, 1992
	13	@ Chicago	May 27, 1992
	13	@ Boston	May 13, 2010
Half	9	@ Washington (1st H)	April 24, 2008
Overtime	3	@ Golden State	June 4, 2015

Blocked Shots		Opponent	Date
Game	14	@ New Jersey	May 7, 1993
Half	11	@ New Jersey (2nd H)	May 7, 1993
Overtime	3	@ Detroit (2nd OT)	May 31, 2007

Turnovers		Opponent	Date
Game	26	@ Washington	April 15, 1976
	26	@ New York	April 29, 1995
Half	15	@ Washington (1st H)	April 15, 1976
	15	@ New York (1st H)	April 29, 1995
Quarter	10	vs. Washington (2nd Q)	April 15, 1977
Overtime	4	@ Golden State	June 7, 2015

Highest Field Goal Percentage		Opponent	Date
Game	63.0	@ New York (46-73)	April 27, 1995
Half	71.4	@ New York (25-35, 2nd H)	April 27, 1995
Quarter	81.3	@ New York (13-16, 3rd Q)	April 27, 1995
Overtime	71.4	@ Washington (5-7)	April 26, 1976

Highest 3-Pt. Field Goal Percentage		Opponent	Date
Game	100.0	vs. Chicago (3-3)	May 23, 1992
Half	100.0	vs. Chicago (4-4, 2nd H)	April 28, 1989

CAVALIERS ALL-TIME PLAYOFF LEADERS

GAMES PLAYED			POINTS SCORED		SCORING AVERAGE (Minimum 150 points)		ASSISTS	
1	LEBRON JAMES	112	1	LEBRON JAMES	3,234	1	LEBRON JAMES	849
2	Zydrunas Ilgauskas	71	2	Mark Price	818	2	KYRIE IRVING	22.9
	Anderson Varejao	71	3	Zydrunas Ilgauskas	784	3	Brad Daugherty	19.1
4	Daniel Gibson	50	4	Brad Daugherty	782	4	Ron Harper	18.8
5	Mark Price	47	5	KYRIE IRVING	777	5	Mark Price	17.4
6	John Williams	45	6	Larry Nance	693	6	Larry Nance	16.9
7	Sasha Pavlovic	42	7	John Williams	559	7	Campy Russell	15.8
8	Brad Daugherty	41	8	J.R. SMITH	473	8	Antawn Jamison	15.3
	Larry Nance	41	9	Craig Ehlo	422	9	KEVIN LOVE	14.6
	Iman Shumpert	41	10	Anderson Varejao	420	10	Jim Chones	14.5
	Tristan Thompson	41						

FIELD GOALS					FIELD GOAL %						
FIELD GOALS MADE			ATTEMPTED		(Minimum 50 FGM)		STEALS				
1	LEBRON JAMES	1,136	1	LEBRON JAMES	2,465	1	TRISTAN THOMPSON	.545	1	LEBRON JAMES	199
2	Zydrunas Ilgauskas	313	2	Zydrunas Ilgauskas	656	2	Larry Nance	.527	2	Anderson Varejao	67
3	Larry Nance	283	3	KYRIE IRVING	608	3	Ron Harper	.523	3	Mark Price	64
4	KYRIE IRVING	282	4	Mark Price	603	4	Brad Daugherty	.519	4	KYRIE IRVING	53
5	Mark Price	280	5	Larry Nance	537	5	Drew Gooden	.503	5	Craig Ehlo	47
6	Brad Daugherty	275	6	Brad Daugherty	530	6	Anderson Varejao	.494	6	Larry Hughes	45
7	John Williams	206	7	John Williams	426	7	Timofey Mozgov	.491		John Williams	45
8	J.R. SMITH	165	8	J.R. SMITH	394	8	Mike Sanders	.486	8	J.R. SMITH	43
9	Craig Ehlo	161	9	Craig Ehlo	384	9	John Williams	.484		Delonte West	43
10	Anderson Varejao	160	10	Mo Williams	351	10	Zydrunas Ilgauskas	.477	10	IMAN SHUMPERT	35

FREE THROWS					FREE THROW %						
FREE THROWS MADE			ATTEMPTED		(Minimum 20 FTM)		BLOCKED SHOTS				
1	LEBRON JAMES	798	1	LEBRON JAMES	1,091	1	Mark Price	.944	1	LEBRON JAMES	116
2	Brad Daugherty	232	2	Brad Daugherty	307	2	World B. Free	.920	2	Larry Nance	93
3	Mark Price	202	3	Mark Price	214	3	John Battle	.913	3	Zydrunas Ilgauskas	82
4	Zydrunas Ilgauskas	156	4	Zydrunas Ilgauskas	209	4	Wally Szczerbiak	.897	4	John Williams	53
5	John Williams	147	5	John Williams	198	5	Bingo Smith	.893	5	TRISTAN THOMPSON	42
6	KYRIE IRVING	135	6	Larry Nance	162	6	Derek Anderson	.885	6	Brad Daugherty	40
7	Larry Nance	127	7	Anderson Varejao	159	7	Daniel Gibson	.871	7	Timofey Mozgov	39
8	Anderson Varejao	100	8	KYRIE IRVING	157	8	Terrell Brandon	.871		Anderson Varejao	39
9	TRISTAN THOMPSON	90	9	TRISTAN THOMPSON	155	9	KYRIE IRVING	.860	9	Nate Thurmond	30
10	Delonte West	85	10	Delonte West	99	10	Delonte West	.859	10	KYRIE IRVING	24

3-PT. FIELD GOALS MADE (Commencing w/79-80)			3-PT. FIELD GOALS ATTEMPTED (Commencing w/79-80)		3-PT. FIELD GOAL % (Minimum 5 3-Pt. FGM) (Commencing w/79-80)		MINUTES PLAYED				
1	LEBRON JAMES	164	1	LEBRON JAMES	543	1	CHANNING FRYE	.565	1	LEBRON JAMES	4,756
2	J.R. SMITH	116	2	J.R. SMITH	293	2	Chris Mills	.500	2	Zydrunas Ilgauskas	2,019
3	KYRIE IRVING	78	3	KYRIE IRVING	176		Jamario Moon	.500	3	Mark Price	1,691
4	Daniel Gibson	57	4	Mark Price	166	4	Anthony Parker	.455	4	Brad Daugherty	1,600
5	Mark Price	56	5	MO WILLIAMS	159	5	Kyrie Irving	.443		Anderson Varejao	1,600
6	Mo Williams	55	6	Daniel Gibson	140	6	Dan Majerle	.435	6	Larry Nance	1,564
	KEVIN LOVE	55	7	KEVIN LOVE	132	7	KEVIN LOVE	.417	7	John Williams	1,416
8	IMAN SHUMPERT	46	8	IMAN SHUMPERT	127	8	Daniel Gibson	.407	8	TRISTAN THOMPSON	1,349
9	Craig Ehlo	41	9	Craig Ehlo	113	9	J.R. SMITH	.396	9	Delonte West	1,312
10	Delonte West	33	10	MATTHEW DELLAVEDOVA	101	10	RICHARD JEFFERSON	.393	10	J.R. SMITH	1,290
							Gerald Wilkins	.393			

OFFENSIVE REBOUNDS			DEFENSIVE REBOUNDS			TOTAL REBOUNDS		PERSONAL FOULS			
1	Zydrunas Ilgauskas	180	1	LEBRON JAMES	847	1	LEBRON JAMES	1,024	1	LEBRON JAMES	282
2	LEBRON JAMES	177	2	Zydrunas Ilgauskas	343	2	Zydrunas Ilgauskas	523	2	Zydrunas Ilgauskas	220
3	TRISTAN THOMPSON	174	3	Brad Daugherty	330	3	Brad Daugherty	419		Anderson Varejao	220
	Anderson Varejao	147	4	Anderson Varejao	258	4	Anderson Varejao	405	4	John Williams	143
5	Larry Nance	110	5	TRISTAN THOMPSON	230	5	TRISTAN THOMPSON	404	5	Larry Nance	134
6	John Williams	99	6	Larry Nance	220	6	Larry Nance	330	6	Brad Daugherty	113
7	Brad Daugherty	89	7	John Williams	206	7	John Williams	305	7	Mike Sanders	111
8	Drew Gooden	80	8	Drew Gooden	178	8	Drew Gooden	258	8	J.R. SMITH	109
9	Timofey Mozgov	62	9	KEVIN LOVE	163	9	KEVIN LOVE	203	9	TRISTAN THOMPSON	105
10	Jim Brewer	51	10	J.R. SMITH	136	10	Jim Brewer	176	10	Drew Gooden	102

CLEVELAND CAVALIERS PLAYOFF MISCELLANEOUS RECORDS

All-Time Playoff Records

Team	Year	Home	Away	Total
ATLANTA	2009	2-0	2-0	4-0
	2015	2-0	2-0	4-0
	2016	2-0	2-0	4-0
	Total	6-0	6-0	12-0
	Pct.	1.000	1.000	1.000
BOSTON	1976	2-1	0-3	2-4
	1985	1-1	0-2	1-3
	1992	3-1	1-2	4-3
	2008	3-0	0-4	3-4
	2010	1-2	1-2	2-4
	2015	2-0	2-0	4-0
	Total	12-5	4-13	16-18
CHICAGO	Pct.	.706	.235	.471
	1988	2-0	0-3	2-3
	1989	1-2	1-1	2-3
	1992	1-2	1-2	2-4
	1993	0-2	0-2	0-4
	1994	0-1	0-2	0-3
	2010	3-0	1-1	4-1
	2015	2-1	2-1	4-2
	Total	9-8	5-12	14-20
	Pct.	.529	.294	.412
DETROIT	2006	2-1	1-3	3-4
	2007	3-0	1-2	4-2
	2009	2-0	2-0	4-0
	2016	2-0	2-0	4-0
	Total	9-1	6-5	15-6
GOLDEN STATE	Pct.	.900	.545	.714
	2015	1-2	1-2	2-4
	2016	2-1	2-2	4-3
INDIANA	Total	3-3	3-4	6-7
	Pct.	.500	.429	.462
NEW JERSEY	1992	2-0	1-1	3-1
	1993	2-1	1-1	3-2
NEW YORK	2007	2-1	2-1	4-2
	Total	6-2	4-3	10-5
	Pct.	.750	.571	.667
ORLANDO	1978	0-1	0-1	0-2
	1995	0-2	1-1	1-3
	1996	0-2	0-1	0-3
PHILADELPHIA	Total	0-5	1-3	1-8
	Pct.	.000	.250	.111
SAN ANTONIO	2009	2-1	0-3	2-4
	Pct.	.667	.000	.333
WASHINGTON	1990	2-0	0-3	2-3
	Pct.	1.000	.000	.400

All-Time Playoff Records

Team	Year	Home	Away	Total
SAN ANTONIO	2007	0-2	0-2	0-4
	Pct.	.000	.000	.000
TORONTO	2016	3-0	1-2	4-2
	Pct.	1.000	.333	.667
WASHINGTON	1976	3-1	1-2	4-3
	1977	1-0	0-2	1-2
	2006	2-1	2-1	4-2
	2007	2-0	2-0	4-0
	2008	2-1	2-1	4-2
	Total	10-3	7-6	17-9
	Pct.	.769	.538	.654

Cavaliers All-Time Playoff Totals

Year	Total	Home	Away	OT
1976	6-7	5-2	1-5	0-1
1977	1-2	1-0	0-2	0-0
1978	0-2	0-1	0-1	0-0
1985	1-3	1-1	0-2	0-0
1988	2-3	2-0	0-3	0-0
1989	2-3	1-2	1-1	1-0
1990	2-3	2-0	0-3	0-0
1992	9-8	6-3	3-5	1-0
1993	3-6	2-3	1-3	0-0
1994	0-3	0-1	0-2	0-1
1995	1-3	0-2	1-1	0-0
1996	0-3	0-2	0-1	0-0
1998	1-3	1-1	0-2	0-0
2006	7-6	4-2	3-4	2-0
2007	12-8	7-3	5-5	1-0
2008	7-6	5-1	2-5	0-0
2009	10-4	6-1	4-3	0-1
2010	6-5	4-2	2-3	0-0
2015	14-6	7-3	7-3	2-1
2016	16-5	9-1	7-4	0-0
20-Year Totals	100-89	63-31	37-58	7-4
Pct.	.529	.670	.389	.636

Playoff Overtime Games Team-By-Team

Date	W/L	Cle	Opp
ATLANTA			
5/24/2015 vs. Atlanta	W	114	111
BOSTON			
5/10/1992 @ Boston	W	114	112
CHICAGO			
5/5/1989 @ Chicago	W	108	105
5/3/1994 @ Cleveland	L	92	95
DETROIT			
5/31/2007 @ Detroit (2 OT)	W	109	107
GOLDEN STATE			
6/4/2015 @ Golden State	L	100	108
6/7/2015 @ Golden State	W	95	93
ORLANDO			
5/26/2009 @ Orlando	L	114	116
WASHINGTON			
4/26/1976 @ Washington	L	98	102
5/3/2006 @ Cleveland	W	121	120
5/5/2006 @ Washington	W	114	113

CLEVELAND CAVALIERS PLAYOFF MISCELLANEOUS RECORDS (CONT.)

Cavaliers

Biggest Win	116-78	(38) vs. Toronto	5/25/16
Biggest Win (Road)	124-95	(29) @ Boston	5/7/10
Biggest Loss	72-108	(36) @ Washington	4/24/08
Biggest Loss (Home)	88-120	(32) vs. Boston	5/11/10
Most Games Won	16	2016	
Most Games Lost	8	2007 and 1992	
Longest Game	2OT	@ Detroit	5/31/07
Longest Winning Streak	10	Detroit-Atlanta-Toronto	4/17/16-5/19/16
Longest Losing Streak	8	Chicago-New York	5/11/93-4/27/95
Longest Winning Streak (Home)	8	Detroit-Atlanta-Toronto-Golden State	4/17/16-6/8/16
Longest Losing Streak (Home)	7	Chicago-New York	5/15/93-4/27/96
Longest Winning Streak (Road)	4	Detroit-Atlanta	4/22/16-5/8/16
	4	Detroit-Atlanta	4/24/09-5/11/09
	4	Chicago-Atlanta	5/10/15-5/22/15
Longest Losing Streak (Road)	14	Washington-Chicago	4/21/76-5/3/89
Most Points in Winning Game	124	@ Boston	5/7/10
Most Points in Losing Game	123	@ Boston	4/18/85
Least Points in Game	61	@ Detroit	5/21/06
Most Points in Quarter	41	@ Washington (4th Q)	4/13/77
Least Points in Quarter	8	@ New Jersey	5/18/07
Most Points in Half	74	vs. Atlanta (1st H)	5/4/16
Least Points in Half	23	@ Detroit (2nd H)	5/21/06
Most Points in OT period	14	@ Orlando	5/26/09
	14	vs. Washington	5/3/06
Least Points in OT period	2	@ Golden State	6/4/15
Lowest FG% in Game	.315	@ Boston	5/6/08
Least Turnovers in Game	5	vs. Detroit	4/17/16
	5	vs. Detroit	4/18/09
Biggest Halftime Lead	74-38	(36) vs. Atlanta	5/4/16

Opponents

Most Points in Game	132	vs. New York	4/12/78
Most Points in Losing Game	120	vs. Washington	5/3/06
Least Points in Game	68	@ Detroit	4/24/09
Most Points in Quarter	43	@ Detroit (2nd Q)	5/7/06
Least Points in Quarter	6	vs. New Jersey (4th Q)	5/16/07
Most Points in Half	70	@ Boston (1st H)	4/18/85
	70	vs. Boston (2nd H)	5/11/10
Least Points in Half	28	vs. Atlanta (2nd H)	5/5/09
Most Points in OT period	16	@ Orlando	5/26/09
Least Points in OT period	6	@ Chicago	5/5/89
	6	@ Washington	5/5/06
	6	@ Golden State	5/7/15
Lowest FG% in Game	.315	vs. Atlanta	5/11/09

2016 PLAYOFFS RECAP

HOW IT ALL STARTED:

Cleveland opened up their **20th playoff appearance** on April 17, 2016 against Detroit. The Cavs swept the Pistons, 4-0, in the First Round to advance to the Eastern Conference Semifinals for the 10th time in franchise history. They followed that up with a 4-0 sweep over Atlanta to get to the Eastern Conference Finals for the 6th time ever. The Cavs defeated Toronto, 4-2, to make it to the **NBA Finals for the second year in a row and third time in team history (2007, 2015, 2016). THE CAVS DEFEATED GOLDEN STATE 4-3 FOR THEIR FIRST EVER NBA TITLE**, improving to 100-89 all-time in the postseason (**16-5 in 2016**), including 63-31 at home.

2016 NBA CHAMPIONS:

The Cavaliers won their **first ever NBA championship** after defeating the Golden State Warriors, 4-3. Below are a few notes on their Finals win:

- **DROUGHT IS OVER:** The Cavs' 1st championship in franchise history ended a 52-year drought by major pro sports teams from Cleveland (Dec. 27, 1964-Browns).
- **ROAD WIN IN GAME 7:** Cleveland became just the **4th team to win an NBA Finals Game 7 on the road** (4-15) and the first since Washington Bullets beat the Seattle SuperSonics in 1978. The Cavs also **clinched each of their four playoff series in 2016 on the road**, becoming just the 3rd team to do so since the current playoff format began in 1984, joining San Antonio (1999) and Detroit (1989).
- **DOWN 3-1:** Cleveland became the **first team to overcome a 3-1 deficit in the Finals**. Each of the 32 previous teams to trail 3-1 lost in the Finals. Overall, the Cavs are the 11th team to climb back and win after trailing any playoff series 3-1.
- **FORCING A FINALS GAME 7:** The Cavs were just the **3rd team in NBA history to force a Finals Game 7 after trailing 3-1** (1951 New York Knicks and 1966 Los Angeles Lakers).
- **100TH PLAYOFF WIN IN GAME 7:** Cleveland's 93-89 victory in Game 7 of the Finals was also the **100th playoff victory in team history (100-89)**.
- **5TH GAME 7 IN CAVS HISTORY:** It was Cleveland's first ever NBA Finals Game 7 and their fifth overall Game 7 in franchise postseason history: 1976 Semifinals vs. Washington (4-3), 1992 Semifinals vs. Boston (4-3), 2006 Semifinals vs. Detroit (3-4) and 2008 Semifinals vs. Boston (3-4).
- **WON 4 OF LAST 5 VS. GSW:** The Cavaliers **won 4 of the final 5 games against the Warriors (including last 3)**, outscoring them by an average of 10.4 points (107.4-97.0) per contest during that span.
- **2016 NBA FINALS MVP:** LeBron James won his **3rd Finals MVP** after averaging 29.7 points (208), 11.3 rebounds (79), 8.9 assists (62), 2.57 steals (18) and 2.29 blocks (16). He became the **first player in NBA history to lead all players in all five categories for an entire playoff series**. No other player in NBA history has also ever produced 208 points, 79 rebounds and 62 assists in one NBA Finals series.
- **CLEVELAND'S DYNAMIC DUO:** LeBron James averaged 29.7 points per game in this year's NBA Finals and Kyrie Irving scored an average of 27.1 points, becoming just the **4th set of teammates to each average at least 27.0 points in the Finals**. The only other pairs of teammates who each averaged more than 27 points per game in an NBA Finals series were Elgin Baylor and Jerry West, who did it for the Lakers in both 1962 (40.6 and 31.1, respectively) and 1963 (33.8 and 29.5, respectively), and Cliff Hagan (29.4) and Bob Pettit (28.4) for the St. Louis Hawks in 1961. (Elias)
 - **25.0 PPG FOR ENTIRE POSTSEASON:** Irving (25.2 ppg) and James (26.3 ppg) also became the **5th teammates to average 25.0+ points in a single postseason**: Kevin Durant/Russell Westbrook (2014, 2016), Kobe Bryant/Shaqquille O'Neal (2001-2003), Charles Barkley/Kevin Johnson (1994) and Elgin Baylor/Jerry West (1962-63, 1966, 1968). (ESPN)
 - **40 POINTS APIECE:** In a 112-97 win over Golden State in Game 5 of the NBA Finals on June 13, LeBron James (41 pts, 16-30 FG, 4-8 3FG, 16 rebs, 7 asts, 3 stls, 3 blks) and Kyrie Irving (41 pts, 17-24 FG, 5-7 3FG, 6 asts) became the **first teammates in NBA Finals history to score 40 points apiece and the 5th set of teammates to do so in any playoff game**. James and Irving scored or assisted on 97 points, matching the scoring output of the Warriors as a team. The Cavs' final 25 made FG were either scored or assisted by James or Irving.
 - **FIRST CAVS TEAMMATES WITH 30+ AND 40+ POINTS IN PLAYOFFS:** Before they each topped 40 points in Game 5 of the NBA Finals, Kyrie Irving (30 points) and LeBron James (32 points) became the **first pair of Cavalier teammates to score 30 points each in a Finals game** after doing so in Game 3 vs. Golden State on June 8. J.R. Smith added 20 points that night, also marking the **first time three Cavs players scored 20 points apiece in a Finals game**.
- **UNDERDOG WINS THE TITLE:** The Cavaliers (57-25) won 16 fewer games than the Warriors (73-9) did during the regular season. The team with the better regular-season record won each of the ten previous NBA Finals in which one team produced at least 13 more regular-season wins than its opponent. **Before this year, the only NBA Finals series won by a team that had at least 12 fewer regular-season wins than its opponent was in 1975**, when Golden State (48-34) swept Washington (60-22), four games to none. (Elias Sports Bureau)
- **MIDSEASON MOVE:** Tyronn Lue became the **3rd coach to win NBA title after taking over a team mid-season**; The others are Pat Riley (2006 and 1982) and Paul Westhead (1980) (ESPN Stats & Info)
 - **LUE AND JEFFERSON ARE FIRST SINCE RILEY AND ABDUL-JABBAR:** Tyronn Lue was a teammate of Richard Jefferson with the Bucks in 2008-09. Lue is the first head coach to win an NBA title with a former teammate on his championship roster since Pat Riley won four titles for the Lakers with Kareem Abdul-Jabbar (1982, 1985, 1987, and 1988). Riley and Abdul-Jabbar were teammates with the Lakers in 1975-76. (Elias Sports Bureau)
- **DEFENSE VS. GSW:** Defensively, Cleveland held Golden State to .431 shooting from the field, including just **.395 over the last five Finals games (4-1)**.
 - **LAST 3 GAMES:** The Cavs limited the Warriors to a combined .383 shooting from the field in the last three games (all wins).
 - **GAME 6 FIRST QUARTER:** In Game 6, the Cavs outscored the Warriors 31-11 in the first quarter. Golden State's 11 points (5-22 FG) marked the **fewest ever in a first quarter in post-shot clock NBA Finals history**. The previous Finals first quarter post-shot clock low was 13, twice: by Fort Wayne vs. Syracuse on April 2, 1955 (first year of shot clock, Game Two) and by Milwaukee at Boston, May 3, 1974 (Game Three).
 - **GAME 7 FOURTH QUARTER:** The Cavaliers stifled the Warriors in the fourth quarter of Game 7, outscoring them 18-13 in the final period (**0 points in last 4:39**). Golden State's 13 points were the **fewest for any NBA team during the fourth quarter of a Game 7 of an NBA Finals during the shot-clock era (since 1954-55)**.
- **30-POINT WIN IN FINALS GAME 3:** The Cavs had a **120-90 wire-to-wire victory over the Warriors in Game 3 of the NBA Finals at The Q**, which was their **100th consecutive home sellout** (regular and postseason). The 30-point win was the **Cavs' largest margin of victory in a Finals game**, and the **3rd time winning by 30 or more points this postseason**. In Game 3, Cleveland set **franchise highs for a Finals game in points (120), field goals made (48) and three-point percentage (.480)**, while tying their marks in three-point field goals (12).

Cavs' 2016 Playoffs Round-By-Round

Series	Outcome
First Round vs. <i>Detroit</i>	W, 4-0
Second Round vs. <i>Atlanta</i>	W, 4-0
ECF vs. <i>Toronto</i>	W, 4-2
FINALS vs. <i>Golden State</i>	W, 4-3

Teammates to Each Average 27.0+ ppg in NBA Finals

Year	Players
2016	CLE: JAMES (29.7) & IRVING (27.1)
1963	LAL: Baylor (33.8) & West (29.5)
1962	LAL: Baylor (40.6) & West (31.1)
1961	STL: Hagan (29.4) & Pettit (28.4)

Teammates with 40+ Points In Playoff Game

Date/Team vs. Opponent	Players
6/13/2016: Cleveland at GSW (NBA Finals)	KYRIE IRVING (41) & LEBRON JAMES (41)
5/6/2000: Indiana vs. PHI (ECF)	Jalen Rose (40) & Reggie Miller (40)
5/5/1995: Houston vs. UTA (First Round)	Hakeem Olajuwon (40) & Clyde Drexler (41)
4/30/1988: Houston at DAL (First Round)	Sleepy Floyd (42) & Hakeem Olajuwon (41)
3/29/1962: L.A. Lakers at DET (WCF)	Jerry West (41) & Elgin Baylor (45)

2016 PLAYOFFS RECAP (CONT.)

STRONG AT THE Q:

Cleveland finished **9-1 at home in the 2016 Playoffs**, which was their best mark in franchise postseason history. They won their first eight home games of the 2016 Playoffs, which is **the longest in franchise postseason history (previously 7 straight home wins from 5/10/08-5/7/09)**. Going back to the 2015 postseason, the Cavs have won 11 straight games at The Q over Eastern Conference opponents.

- HOME STATS:** Over their franchise playoff-best 9-1 mark at Quicken Loans Arena during the 2016 Playoffs, **the Cavs outscored opponents by an average of 17.9 points (111.1-93.2)** and shot .499 from the field, including a .431 mark from the three-point line. Cleveland also averaged 23.3 assists over that stretch. Defensively at home this postseason, the Cavaliers held their opponents to under 100 points seven times and a combined field goal percentage of .418.

WHAT A START:

Cleveland (16-5) set a **franchise playoff record for wins in a postseason** (prev. 14 in 2015) and opened the 2016 Playoffs **winning its first 10 playoff games, the longest winning streak in franchise postseason history (prev. 8 in 2016 and 2009)**.

- FOURTH NBA TEAM EVER:** Cleveland became the **4th team in NBA postseason history to start 10-0** and the first team to do so since the 2012 Spurs (10 straight wins). **The Cavs are the first Eastern Conference team to accomplish the feat.** (Elias)
- LUE START:** Cavs Head Coach Tyrone Lue became the first NBA coach to win his first 10 playoff games, passing **Pat Riley (nine straight wins in 1982) for the most consecutive playoff wins to begin a coaching career.** (ESPN Stats & Info)
- BEAST OF THE EAST:** The Cavs won **17 straight playoff games against Eastern Conference opponents from 5/10/15 to 5/19/16**. That is the **longest win streak within a conference playoffs in NBA history**. The previous record was the Lakers' 16 straight playoff wins against the West from 2000-2002. (Elias)

GETTING OFFENSIVE:

Cleveland went undefeated at **15-0 when scoring 100 points or more** this past postseason. The Cavs opened the 2016 Playoffs with a franchise postseason-record **10 straight games scoring at least 100 points**.

- POINT DIFFERENTIAL:** The Cavs had the **2nd-highest points per game differential** in the 2016 Playoffs (8.6).
- +177:** The Cavs outscored the opponents by 177 points (1,497-1,320) through the first three rounds of the 2016 Playoffs, which **tied the 1985 Lakers for the 2nd-biggest margin entering the NBA Finals**. The biggest is +180 by the 1987 Lakers.
- 10-0 & 100 PTS:** The Cavs became the **1st team in NBA history to start a postseason 10-0 and score 100 points in each game** (previous record was 9-0 record and nine straight games with 100+ points by Lakers in 1982). (Elias)
- 120+:** Cleveland **topped 120 points on three occasions in the 2016 Playoffs**. They scored 120 points or more in back-to-back games from May 4-6 against Atlanta, which was the first time in franchise playoff history doing so.

WORKING THE GLASS:

The Cavs outrebounded opponents, **43.3 to 38.0 (+5.3)**, the **3rd-biggest differential** among all 16 postseason teams.

- +20 DIFFERENTIAL:** Cleveland has had **at least a 20-rebound advantage on four occasions in the 2016 Playoffs**: May 6 at ATL (55-28), May 17 vs. TOR (45-23), May 25 vs. TOR (48-27), June 8 vs. GSW (52-32).
- BIGGEST REBOUND MARGIN IN TEAM PLAYOFF HISTORY:** Cavs had a **+27 (55-28) advantage in rebounding** in Game 3 of the Second Round at Atlanta on May 6, which was their **biggest in a playoff game in franchise history (prev. 23, 46-23, on 5/9/09 at ATL)**. The last NBA team to have at least a +27 margin on the glass in a playoff game was Washington's +39 edge (62-23) against Indiana on May 13, 2014. (Elias)

KEEP THEM UNDER 100:

The Cavs held opponents to under 100 points in 14 of their 21 games in the 2016 postseason. Their opponents' **96.1 ppg ranked 4th in the playoffs**.

- LATE GAME DEFENSE:** In the fourth quarter of games the Cavs allowed **21.5 points (the lowest in 2016 Playoffs)**.

LARGEST MARGIN OF VICTORY IN FRANCHISE PLAYOFF HISTORY:

Cleveland's **38-point win (116-78) over Toronto in Game 5 of the ECF on May 25** was their **largest in franchise postseason history** (previously 31 point-win over Toronto on May 17, 2016). It was also tied for the **5th-largest margin of victory in Conference Finals history.** (ESPN Stats & Info)

FIRST HALF DOMINATION:

The Cavs have had **two 30-point halftime leads in postseason franchise history**, both coming in the 2016 Playoffs.

- 31-POINT HALFTIME LEAD:** In Game 5 of the ECF against Toronto on May 25, the Cavaliers held a **65-34 (+31) lead at halftime**. Cleveland's 31-point lead marked the **largest halftime lead in a Conference Finals game in NBA history**.
- 36-POINT HALFTIME LEAD:** In Game 2 of the Second Round against Atlanta on May 4, the Cavaliers held a **74-38 (+36) lead** over the Hawks through two quarters, **tying the second-largest halftime advantage for any team in NBA playoff history**. The Pistons were ahead of the Bulls by 40 points at the half in a first-round game in 1987, and the Bucks had a 36-point lead over the 76ers at intermission in a first-round game in 1970. The Cavs also set the franchise playoff record for points in a half that night (prev. 68 points twice). (Elias)

BALL SAFETY:

Cleveland averaged **12.5 turnovers** in the 2016 Playoffs and had **less than 10 miscues four times**.

- 1 TO IN 1ST HALF:** In the Game 1 win over Atlanta on May 2, Cleveland committed **one turnover in the first half**. The last time the Cavs had only one turnover in a half of a playoff game was in the first half against the Orlando Magic on May 20, 2009 (one turnover in the first half). The Cavs also had just one turnover in the first half in Game 3 of the ECF at Toronto on May 21 this postseason. (Elias Sports Bureau)
- 25 ASSISTS & 5 TO IN POSTSEASON:** In the Game 1 win over Detroit on April 17, the Cavaliers dished out 25 assists to only five turnovers. The five turnovers committed by the Cavs and Gold tied a **franchise playoff low for turnovers in a game**. **The only other time Cleveland recorded five turnovers in a playoff match was on April 18, 2009, which was also against the Pistons**. Prior to the Cavs tallying 25 assists and just five turnovers in the Game 1 win over Detroit on April 17, the last NBA team to have at least 25 assists and no more than five turnovers in a playoff game was the Chicago Bulls on **April 19, 2010** (25 assists, 4 turnovers). Cleveland had never done so in the playoffs before Game 1 against the Pistons.
- 25 ASSISTS & 5 TO IN REGULAR SEASON:** Prior to April 17, the last time Cleveland had 25 assists and five or fewer miscues in any game (regular and post) prior to the win over Detroit on April 17 was **March 29, 2009** against Dallas (28 assists, 4 turnovers).

Best Record To Start Postseason NBA History

Year/Team	Record
2001 L.A. Lakers	11-0
1989 L.A. Lakers	11-0
2012 San Antonio Spurs	10-0
2016 CLEVELAND CAVALIERS	10-0
1982 L.A. Lakers	9-0

Longest Win Streaks Within Own Conference Playoffs in NBA History

Year/Team	Win Streak
2015-16 CAVALIERS vs. East	17
2000-02 L.A. Lakers vs. West	16
2003-04 Nets vs. East	14
1988-90 Lakers vs. West	14

Least Turnovers in Franchise Playoff History

Date	Turnovers
April 17, 2016 vs. Detroit	5
APRIL 18, 2009 VS. DETROIT	5
May 2, 1992 vs. Boston	6
APRIL 24, 2016 AT DETROIT	6

2016 PLAYOFFS RECAP (CONT.)

LET IT RAIN:

The Cavaliers made **258 three-pointers** last postseason, which were the **2nd-most** threes hit in a single playoffs in NBA history (behind only 2016 GSW-306). In the 2016 Playoffs, Cleveland ranked 2nd in both three-point percentage (.406) and three-point makes per game (12.3).

- 12 OR MORE...AND 20 OR MORE:** Cleveland drained **12 or more three-pointers 12 times** in the 2016 Playoffs, including in an NBA playoff record eight straight games from April 17-May 8. CLEVELAND ALSO NAILED AT LEAST 20 THREE-POINTERS ON THREE OCCASIONS DURING THE 2016 POSTSEASON, WHICH IS ALSO AN NBA SINGLE PLAYOFF RECORD.
 - RARE AIR:** Prior to 2016, only three teams had ever made 20 threes in the 2,647 playoff games played since the NBA laid down its first three-point arc in 1979. (*Elias Sports Bureau*)
- FLYING OVER THE HAWKS:** Cleveland connected on **77 three-pointers** in their four-game sweep over Atlanta, averaging 19.3 threes per game. **Their 77 triples are the highest for any playoff series that lasted six or fewer games.**
 - FIRST EVER:** The Cavs became the **first team in NBA history to make at least 15 three-pointers in four straight games (regular season and playoffs)** after doing so in each game of the 2016 Semifinals. (*ESPN Stats & Info*)
 - 50.7 PERCENT:** The Cavaliers shot **.507 (77-152) from beyond the arc against Atlanta**, producing the same total of points that would be produced by shooting 76 percent on two-point attempts. The Cavaliers more than doubled the NBA playoff record for the most three-point attempts in a series in which a team made at least half of those attempts; the previous record was held by Utah, which made 39 of 75 three-point tries (.520) in a Semifinals series against the Spurs in 1996 (when the three-point arc was closer to the basket). (*Elias*)
 - CONSECUTIVE GAMES WITH 20 TRIPLES:** After connecting on 21-39 (.538) shots from beyond the arc in Game 3 of the Second Round at Atlanta on May 6, the Cavs became the **first team in NBA history to have consecutive games with 20 or more three-pointers (regular and postseason)**. Their **46 three-pointers in that two-game stretch** were also the most threes in a two-game span in league history (regular and postseason). (*Elias*)
- NBA RECORD-25 THREE-POINTERS:** In a 123-98 win over Atlanta in Game 2 of the Second Round on May 4, the Cavs connected on **25-45 (.556) shots from the three-point line, setting the NBA record for three-pointers in any game (regular and postseason)**.
 - 18 TRIPLES IN A HALF:** Cleveland also knocked down **18 three-pointers in the first half in Game 2 against Atlanta, setting the NBA record for threes in any half (regular and postseason)**. The previous NBA record (regular and postseason) for three-pointers in a half was 15, set by Golden State twice (March 8, 2016 and November 27, 2015). Cleveland's previous playoff record for three-pointers in a half was 11 in the first half of Game 2 vs. Detroit on April 20, 2016.
 - 10 TRIPLES IN A QUARTER:** The Cavs knocked down eight three-pointers in the first quarter in Game 2 against Atlanta, setting the franchise playoff record for threes in a quarter. Cleveland followed that up with **10 three-pointers in the second quarter, setting the NBA postseason record for threes in a quarter**. The NBA's previous playoff record for three-pointers in a quarter was nine twice (Atlanta-April 28, 2014 and Orlando-April 20, 2008). The previous franchise playoff record for threes in a quarter was six on six different occasions.
 - 10 CAVS PLAYERS HIT A THREE THAT NIGHT:** The Cavs had 10 players knock down at least one three-pointer in Game 2 against the Hawks, becoming the **first team in NBA history with 10 players with a three-pointer in a playoff game**. The only team to do that in a regular season game is Atlanta on March 30, 2016. (*Elias*)
- PLAYOFF LAUNCH:** The Cavs made **57 three-pointers** in their First Round series against Detroit, averaging 14.3 threes per contest. Cleveland shot **20-38 (.526) from the three-point line** in their 107-90 win in Game 2 of the First Round on April 20, setting a then franchise playoff record.
 - 12 STRAIGHT PLAYOFF WINS OVER DETROIT:** After their 4-0 First Round sweep over Detroit, the Cavaliers have won 12 straight playoff contests over the Pistons (four straight in 2009 First Round and four straight in the 2007 Conference Finals). **It is tied for the longest winning streak by an NBA team against a single opponent in playoff history.**
 - 12 STRAIGHT PLAYOFF WINS OVER ATLANTA:** Cleveland has won 12 straight playoff games against Atlanta, which is tied for the longest streak over an opponent in NBA playoff history. **The Cavs are 12-0 all-time against the Hawks in postseason play, breaking an NBA record.** Previously, only one other team in NBA history had won its first 10 playoff games against a particular opponent: Boston was 10-0 in playoff games against Chicago from 1981 to 1987. (*Elias Sports Bureau*)

Most Three-Pointers in Playoff Game

Team/Date	3FGM
CLEVELAND (vs. ATL 5/4/16)	25
CLEVELAND (at ATL 5/6/16)	21
Golden State (at HOU 4/24/16)	21
CLEVELAND (vs. DET 4/20/16)	20
Dallas (vs. LAL 5/8/11)	20
Golden State (at HOU 5/25/15)	20
Seattle (vs. HOU 5/6/96)	20

Most Three-Pointers in 4-Game Series (NBA Playoff History)

Team/Round	3FGM
CLEVELAND (2016 Conf. Semis vs. ATL)	77
CLEVELAND (2016 First Round vs. DET)	57

ESPN Stats & Info

Most Three-Pointers in Single Series (NBA Playoff History)

Team/Round	3FGM
Atlanta (2014 First Round)	79 (7 Games)
CLEVELAND (2016 Conf. Semis)	77 (4 Games)
Phoenix (2006 Conf. Semis)	77 (7 Games)
Orlando (1995 Conf. Finals)	77 (7 Games)

ESPN Stats & Info

Cavs 3FG% Leaders 2016 Playoffs (min. 10 3FGA)

Player	3FG%
Channing Frye	.565 (26-46)*
Kyrie Irving	.440 (51-116)
J.R. Smith	.430 (65-151)
Kevin Love	.414 (46-111)
Richard Jefferson	.393 (11-28)
Iman Shumpert	.382 (13-34)

*Led all NBA players in playoffs (min. 20 3FGA)

ACCURATE SHOOTERS:

The Cavs had six players making at least .380 of their shots from long range this past postseason.

CLEAN SWEEP:

The Cleveland Cavaliers advanced to the Eastern Conference Semifinals after a 4-0 series sweep over the Detroit Pistons and followed that up with a 4-0 sweep over Atlanta to make it to the ECF. **Cleveland has gone on to sweep an opponent each time when leading 3-0 in a series** (2007 First Round vs. WAS, 2009 First Round vs. DET, 2009 Semifinals vs. ATL, 2015 First Round vs. BOS and 2015 Conference Finals vs. ATL, 2016 First Round vs. DET and 2016 Semifinals vs. ATL).

- 12 STRAIGHT PLAYOFF WINS OVER DETROIT:** After their 4-0 First Round sweep over Detroit, the Cavaliers have won 12 straight playoff contests over the Pistons (four straight in 2009 First Round and four straight in the 2007 Conference Finals). **It is tied for the longest winning streak by an NBA team against a single opponent in playoff history.**
- 12 STRAIGHT PLAYOFF WINS OVER ATLANTA:** Cleveland has won 12 straight playoff games against Atlanta, which is tied for the longest streak over an opponent in NBA playoff history. **The Cavs are 12-0 all-time against the Hawks in postseason play, breaking an NBA record.** Previously, only one other team in NBA history had won its first 10 playoff games against a particular opponent: Boston was 10-0 in playoff games against Chicago from 1981 to 1987. (*Elias Sports Bureau*)

Longest Win Streaks Over Opponent in Playoffs (All-Time)

Team vs. Opponent	Win Streak
CLEVELAND CAVALIERS vs. Detroit	12 (5/27/07-active)
CLEVELAND CAVALIERS vs. Atlanta	12 (5/5/09-active)
L.A. Lakers vs. Seattle	12 (4/23/80-5/14/89)
L.A. Lakers vs. Denver	11 (5/17/85-5/19/09)
Boston vs. Chicago	10 (4/5/81-4/28/87)
Philadelphia vs. New York	10 (3/31/68-5/1/83)

2016 PLAYOFFS RECAP (CONT.)

THREE'S COMPANY:

Kyrie Irving, LeBron James and Kevin Love each poured in at least 20 points in the same game six times in the 2016 Playoffs after having two such instances during the 2015-16 regular season (1/29 vs. DET, 1/30 vs. SAS).

- **DO IT AGAIN:** Irving, James and Love totaled at least 20 points apiece in back-to-back games twice during the 2016 postseason (May 6-8, May 25-27). No other trio had back-to-back games of that kind in the 2016 postseason. The last time a trio achieved that feat in consecutive games of the Conference Finals was in 1982, when the Lakers' Kareem Abdul-Jabbar, Bob McAdoo, and Norm Nixon reached 20 points in back-to-back games against the Spurs. (*Elias Sports Bureau*)
- **4 PLAYERS WITH 20-PLUS PTS:** In Game 3 of the Second Round at Atlanta on May 6, Channing Frye (27), Kyrie Irving (24), LeBron James (24) and Kevin Love (21) each scored over 20 points. It marked just the second time in franchise playoff history the Cavs had four players score 20 points or more. The only other time was April 26, 1990 at Philadelphia (Brad Daugherty-21, Larry Nance-20, Mark Price-21 and John Williams-23). (*Elias Sports Bureau*)

POSTSEASON K-LOVE:

Kevin Love had 10 double-doubles (3rd-most in 2016 Playoffs), including five 20-10 games, and averaged 14.7 points and 8.8 rebounds (tied-13th in 2016 Playoffs) in 30.6 minutes. He also ranked 5th in the NBA Playoffs with 46 three-pointers made.

- **EIGHT IN A ROW:** Love notched 8 straight double-doubles from April 17-May 8, setting a franchise playoff record for consecutive double-doubles at any point of a single playoffs. The last NBA player to accomplish the feat in one postseason was Blake Griffin (10 straight in 2015). (*Elias Sports Bureau*)
- **BIG VS. ATLANTA:** Love posted four double-doubles in four games against the Hawks in the Second Round, averaging 19.0 points, including a .475 (19-40) mark from deep, 13.0 rebounds and 2.5 assists in 32.8 minutes.
 - **8 TRIPLES:** In Game 4 of the Second Round at Atlanta on May 8, Love had a game-high 27 points, a game-high 13 rebounds and four assists in 37 minutes. He also shot 8-15 (.533) from deep, which tied the Cavs' playoff record for threes in a game.
- **FORCE AGAINST DETROIT:** Love notched a double-double in each game of the First Round against Detroit and finished the series with averages of 18.8 points and 12.0 rebounds in 35.8 minutes per game. Love was only one of five players this playoffs to notch four double-doubles in the opening round.

THE J.R. WAY:

J.R. Smith made a team-high 65 three-pointers in the 2016 Playoffs, which ranked 3rd in the NBA this past postseason. His 65 triples set a new Cavaliers single postseason record (prev. 51 by Smith during the 2015 Playoffs). He made at least five three-pointers six times this postseason, including two games with seven triples or more.

- **3-POINT RECORD FOR HALF:** In Game 2 of the Second Round against Atlanta, Smith shot 7-13 (.538) from three-point territory for 23 points in 28 minutes. Smith set the Cavs playoff record for three-pointers in a half, after knocking down six shots from deep in the first half (previous record was five, four times).

T-TOP:

In the 2016 Playoffs, Tristan Thompson averaged 9.0 rebounds, including 4.1 offensive rebounds, which ranked 3rd in the 2016 Playoffs. He pulled down at least five offensive boards on eight occasions this past postseason, including a playoff career-high nine offensive rebounds at Atlanta on May 6. During the 2016 NBA Finals, Thompson had three double-doubles and averaged 10.3 points on .636 (28-44) shooting from the field and 10.1 rebounds in 32.3 minutes. His 16 rebounds in Game 6 were the most he's ever had in The Finals and one shy of career Playoff high (17 at Chicago, May 14, 2015; Game Six of East Semis).

KYRIE'S PLAYOFF SHOW:

Kyrie Irving scored at least 20 points in 18 of the 21 playoff games in 2016 and averaged 25.2 points (7th-best in 2016 Playoffs), including a .440 mark from deep, 3.0 rebounds, 4.7 assists and 1.71 steals in 36.8 minutes. He has also topped at least 30 points a team-high six times in the 2016 Playoffs and ranked 4th in the postseason in three-pointers made (51).

- **FINAL RUN:** In the 2016 NBA Finals, Irving averaged 27.1 points, 3.9 rebounds, 3.9 assists and 2.14 steals in 39.0 minutes. He was the 2nd-highest scorer in this year's NBA Finals. He also shot .405 from beyond the arc and .939 (31-33) from the foul line.
 - **2ND PLAYER IN FINALS HISTORY:** After pouring in a playoff career-high 41 points on 17-24 (.708) shooting from the field in Game 5 of the NBA Finals on May 13, Irving became just the 2nd player in NBA Finals history to shoot at least 70% in a 40-point game, joining Wilt Chamberlain, in a Game 6 win over the Knicks in 1970 (45 points, 74%). (
 - **3 STRAIGHT FINALS GAMES WITH 30 POINTS BEFORE AGE 25:** Irving scored 30+ points in three straight Finals games (Games 3-5), joining Rick Barry (1967) and Dwyane Wade (2006) as the only players in the last 50 years to score 30+ points in three straight NBA Finals games before the age of 25. (*STATS, Inc.*)
- **STAY AT IT:** In the Conference Finals versus Toronto, Irving averaged 24.2 points, 3.3 rebounds, 4.5 assists and 1.8 steals in 35.0 minutes.
- **SECOND ROUND PLAY:** Irving had a solid second round performance against Atlanta, averaging 21.3 points on .484 shooting, including .667 (12-18) from three-point territory, 6.3 assists and 1.3 steals in 34.8 minutes.
- **GETTIN' IT DONE:** Irving led the Cavs in the First Round against Detroit after averaging a team-high 27.5 points (highest in 2016 First Round among all NBA players), a .471 clip from beyond the arc, 2.3 rebounds, 4.8 assists and 1.3 steals in 37.8 minutes. He scored at least 20 points in each of the four games.

Double-Double Leaders 2016 Playoffs

Player	Number of Double-Doubles
1. Russell Westbrook (OKC)	15
2. LEBRON JAMES (CLE)	13
3. KEVIN LOVE (CLE)	10
4. Draymond Green (GSW)	9

Most Three-Pointers By A Cavs Player in Playoff Game

Player/Date	3FGM
J.R. Smith (5/20/15 vs. ATL)	8
Kevin Love (5/8/16 vs. ATL)*	8
Channing Frye (5/6/16 at ATL)*	7
J.R. Smith (4/20/16 vs. DET)*	7
J.R. Smith (5/4/16 vs. ATL)*	7
LeBron James (4/30/06 vs. WAS)	7
*2016 Postseason	

Top Scorers 2016 NBA Finals

Players	PPG
1. LEBRON JAMES	29.7
2. KYRIE IRVING	27.1
3. Stephen Curry	22.6
4. Klay Thompson	19.6

2016 PLAYOFFS RECAP (CONT.)

BIG GAME JAMES:

LeBron James averaged a team-high 26.3 points (**ranked 5th in 2016 Playoffs**) on .525 shooting, 9.5 rebounds (**6th in 2016 Playoffs**), **7.6 assists (3rd in 2016 Playoffs)**, **2.33 steals (5th in 2016 Playoffs)** and **1.29 blocks (16th in 2016 Playoffs)** in **39.1 minutes**. He had a **2016 Playoff-high +209 plus/minus** and posted a team-best 13 double-doubles, the 3rd time he has reached at least 10 double-doubles in a postseason (2012, 2015).

- **500 POINTS:** James recorded **552 points in the 2016 Playoffs**. It is the 6th postseason he has tallied 500 or more points, second to Michael Jordan (8 postseasons).
- **.500+ FG%:** James shot at least .500 from the field or better 15 times this past postseason.
- **MR. MULTI-STEALS:** James swiped **at least two steals in 18 of the 21 playoff games**.
- **25 IN A ROW:** James scored **at least 20 points in 25 consecutive playoff games** from May 20, 2015-June 2, 2016, which was the longest of his playoff career (prev. 24 straight from May 12, 2008-April 25, 2010).
- **BACK IN THE FINALS:** James became the **8th player in NBA history to play in 6 straight NBA Finals (1st in 50 years)**, joining Bill Russell, Sam Jones, K.C. Jones, Satch Sanders, Tom Heinsohn, Frank Ramsey and Bob Cousy. He is also the **2nd player to play in at least three NBA Finals with two different teams**, joining Dennis Rodman (Pistons and Bulls).
 - **2016 NBA FINALS MVP:** LeBron James won his **3rd Finals MVP** after averaging 29.7 points (208), 11.3 rebounds (79), 8.9 assists (62), 2.57 steals (18) and 2.29 blocks (16). He is the **first player in NBA history to lead all players in all five categories for an entire playoff series**.
 - **3 FINALS MVPs:** LeBron James became the **5th player to win three Finals MVPs**; the others are Michael Jordan, Shaquille O'Neal, Tim Duncan and Magic Johnson.
 - **FINALS MVPs WITH DIFFERENT TEAMS:** LeBron James **joined Kareem Abdul-Jabbar as the only players in NBA history to win Finals MVP with multiple teams**.
 - **3 FINALS MVPs & 4 REG. SEASON MVPs:** LeBron James is the **4th player to win 3 Finals MVPs and 4 regular season MVPs** joining Michael Jordan, Bill Russell and Kareem Abdul-Jabbar.
 - **DOMINANCE IN 7 GAMES:** James's 29.7 points-per-game average in this year's Finals is the highest by a player on the winning team in any seven-game Finals series in NBA history. The seven players who averaged 30 points per game in a seven-game Finals series all played on the losing team: Bob Pettit with the St. Louis Hawks in 1957, Elgin Baylor and Jerry West with the Lakers in 1962, West again in 1966, 1969 and 1970, and Kareem Abdul-Jabbar with the Bucks in 1974. The previous record for the highest scoring average by a player on the winning team in a seven-game Finals series was 28.6 PPG by Kobe Bryant against the Celtics in 2010.
 - **TRIPLE-DOUBLE IN GAME 7:** After tallying 27 points, 11 rebounds and 11 assists in Game 7, James became the **3rd player to have a triple-double in Game 7 of the NBA Finals** (James Worthy 1988, Jerry West 1969). James' seven career triple-doubles in NBA Finals competition only trails Magic Johnson (8) for the most all-time.
 - **GAMES 5 & 6:** James' points, rebounds, and assists over the last two games of the Finals: 82, 24, and 18. It's the **3rd time in NBA Finals history that a player had at least 80 points, 20 rebounds, and 15 assists over a two-game span**, joining Michael Jordan in Games 2 and 3 of the 1993 Finals against the Suns (86 points, 21 rebounds, and 15 assists) and James last year in Games 1 and 2 (83, 24, and 17). (*Elias Sports Bureau*)
 - **40-15-5:** In Game 5 of the NBA Finals, James had 41 points on 16-30 (.533) shooting, including 4-8 (.500) from deep, a game-high 16 rebounds, seven assists, three steals and three blocks in 43 minutes. He **joined Shaquille O'Neal (2001), Magic Johnson (1980) and Cliff Hagan (1961) as the only players in NBA history to score at least 40 points, grab 15 rebounds and dish out at least five assists in a Finals game**. (*Elias Sports Bureau*)
 - **BACK-TO-BACK 40-POINT GAMES IN FINALS:** In Game 6 of the NBA Finals on June 16, James tallied 41 points on 16-27 (.593) shooting, eight rebounds, 11 assists, four steals and three blocks in 43 minutes. It was his **17th 40-point night of his postseason career (5th in a Finals contest)**. It was also his **second straight 40-point contest, the second time he has recorded back-to-back 40+ scoring games in the Playoffs** (first time was 41-44 points for Cavs vs. Orlando in Games 3 and 4 of 2009 Eastern Conference Finals (May 24-26, 2009)).
 - **5TH PLAYER EVER:** James is just the **5th player with at least 40 points in consecutive NBA Finals games** (Games 5-6), joining Jerry West (1965 and 1969 Lakers), Rick Barry (1967 Warriors), Michael Jordan (1993 Bulls, doing so in four straight games), and Shaquille O'Neal (2000 Lakers).
 - **TIES SHAQ:** James has five NBA Finals games with at least 40 points in his career, **tied with Shaquille O'Neal for the third-highest total** behind Jerry West (10) and Michael Jordan (six).
 - **UNDER PRESSURE:** James is the **second player with multiple 40-point games in the NBA Finals with his team facing elimination** (over the course of an entire career, not just in one postseason), joining Elgin Baylor. Baylor did so three times, all against the Celtics: Game 7 in 1961 (41 points), Game 5 in 1963 (43), and Game 5 in 1966 (41). (*Elias Sports Bureau*)
 - **FROM DEEP IN THE FINALS:** After connecting on two three-pointers in Game 1 of the NBA Finals at Golden State on June 2, James became the **all-time NBA Finals leader in threes (57)**, one more than Robert Horry and Ray Allen. He currently has **68 triples** for his NBA Finals career.
 - **30-10-5 IN THE FINALS:** James has **8 career games with at least 30 points, 10 rebounds and five assists in The Finals (two in 2016 Finals); the most all-time**.
 - **MOST 20-PT GAMES:** James now has the **most 20-point games in NBA postseason history (176)**, passing Michael Jordan (173) in Game 5 of the NBA Finals.
- **ROAD WARRIOR:** After the Game 6 win at Toronto on May 27, James **won a road game for the 25th straight series**, breaking a tie with Michael Jordan (24) **for longest streak in NBA history**. The Cavs' Game 5 road win in the 2016 NBA Finals was his **26th straight series winning at least one game on the road**. (*Elias Sports Bureau*)
- **TAKING DOWN TORONTO:** In the ECF against the Raptors, James averaged 26.0 points, 8.5 rebounds, 6.7 assists, 2.0 steals and 1.0 block in 36.5 minutes. **His .622 (61-98) shooting percentage was just shy of breaking his highest field goal percentage in a playoff series (.627 in 2013 First Round)**. (*Elias*)
 - **MOST 20-PT TRIP-DUBS:** James now has the **most 20-point triple-doubles in league postseason history with 14**, passing Magic Johnson (12) on May 19 against Toronto.
- **EFFICIENT NIGHT AND FIRST CAV TO 100:** In his **franchise-high 100th playoff game wearing the Wine and Gold jersey** on May 17, which was Game 1 of the ECF against Toronto, James shot 11-13 (.846) from the field for 24 points in 28 minutes. In the first half, James shot a perfect 7-7 (1.000) from the floor, marking the **first time in his postseason career he shot perfect from the field in any half**. His **.846 mark for the game was the highest field-goal percentage in a playoff game for James and the 3rd-highest for any Cavaliers player in a playoff game in which he took at least 10 shots from the field**. Larry Nance went 11-for-12 in Game 3 versus Chicago in 1993; and Drew Gooden shot 11-for-12 from the field in Game 2 versus Washington in 2006. (*Elias Sports Bureau*)
- **FIRST TWO ROUNDS:** James had a solid First Round series against Detroit, posting three double-doubles and averaging 22.8 points, 9.0 rebounds, a team-high 6.8 assists and 1.8 steals in 41.2 minutes. Against the Hawks in the Second Round, he averaged 24.3 points on .507 shooting, including .421 (8-19) from deep, 8.5 rebounds, 7.8 assists and 3.0 steals in 36.5 minutes per game.
 - **BUILDING BLOCKS:** With his lone block in Game 4 of the Second Round at Atlanta on May 8, **James surpassed Larry Nance (93) for the most blocks in franchise playoff history**.

Highest FG% in CAVS Playoff History (min. 10 FGA), Single Game

Cavs Player	FG%/Opponent
Larry Nance	.917 (11-12) vs. CHI on 5/15/93
Drew Gooden	.917 (11-12) vs. WAS on 4/25/06
LEBRON JAMES	.846 (11-13) vs. TOR on 5/17/16

2016 PLAYOFFS RECAP (CONT.)

MR. TOP 10:

LeBron James closed out the 2016 Playoffs ranking among all-time postseason leaders in triple-doubles (16, 2nd), free throws made (1,355, 2nd), assists (1,348, 3rd), scoring average (28.0, 5th, min. 5 games), points (5,572, 4th), field goals made (1,965, 6th), steals (354, 4th), three-pointers made (287, 5th) and rebounds (1,758, 9th). In Game 1 of the NBA Finals on June 2, James became the **ONLY** player to rank in the **Top 10** in points, rebounds and assists in playoff history after grabbing five boards to move past Larry Bird (1,683) for 10th place in rebounds.

All-Time Playoff Games Played		All-Time Playoff Scoring Leaders		All-Time Playoff Rebound Leaders		All-Time Playoff Assists Leaders	
Player	GP	Player	Points	Player	Rebounds	Player	Assists
1. Derek Fisher	259	1. Michael Jordan	5,987	1. Bill Russell	4,104	1. Magic Johnson	2,346
2. Tim Duncan	251	2. Kareem Abdul-Jabbar	5,762	2. Wilt Chamberlain	3,913	2. John Stockton	1,839
3. Robert Horry	244	3. Kobe Bryant	5,640	3. Tim Duncan	2,859	3. LEBRON JAMES*	1,348
4. Kareem Abdul-Jabbar	237	4. LEBRON JAMES*	5,572	4. Shaquille O'Neal	2,508	4. Jason Kidd	1,263
5. Kobe Bryant	220	5. Shaquille O'Neal	5,250	5. Kareem Abdul-Jabbar	2,481	5. TONY PARKER*	1,112
6. Shaquille O'Neal	216	6. Tim Duncan	5,172	6. Karl Malone	2,062	6. Larry Bird	1,062
7. TONY PARKER*	213	7. Karl Malone	4,761	7. Wes Unseld	1,777	7. Steve Nash	1,061
8. Scottie Pippen	208	8. Jerry West	4,457	8. Robert Parish	1,765	8. Scottie Pippen	1,048
9. LEBRON JAMES*	199	9. Larry Bird	3,897	9. LEBRON JAMES	1,758	9. Kobe Bryant	1,040
10. MANU GINOBILI*	197	10. TONY PARKER*	3,885	10. Elgin Baylor	1,724	10. Michael Jordan	1,022

All-Time Playoff Steals Leaders		All-Time Playoff Field Goal Leaders		All-Time Playoff Three-Point Field Goal Leaders		All-Time Playoff Free Throws Made Leaders	
Player	Steals	Player	FGM	Player	3FGM	Player	FTM
1. Scottie Pippen	395	1. Kareem Abdul-Jabbar	2,356	1. Ray Allen	385	1. Michael Jordan	1,463
2. Michael Jordan	376	2. Michael Jordan	2,188	2. Reggie Miller	320	2. LEBRON JAMES*	1,355
3. Magic Johnson	358	3. Shaquille O'Neal	2,041	3. MANU GINOBILI*	309	3. Kobe Bryant	1,320
4. LEBRON JAMES*	354	4. Kobe Bryant	2,014	4. Kobe Bryant	292	4. Karl Malone	1,269
5. John Stockton	338	5. Tim Duncan	1,975	5. LEBRON JAMES*	287	5. Tim Duncan	1,217
6. Kobe Bryant	310	6. LEBRON JAMES*	1,965	6. Derek Fisher	285	6. Jerry West	1,213
7. Jason Kidd	302	7. Karl Malone	1,743	7. PAUL PIERCE*	272	7. Shaquille O'Neal	1,168
8. Larry Bird	296	8. Jerry West	1,622	8. Chauncey Billups	267	8. DIRK NOWITZKI*	1,074
9. Maurice Cheeks	295	9. TONY PARKER*	1,548	9. Robert Horry	261	9. Magic Johnson	1,068
10. Clyde Drexler	278	10. Hakeem Olajuwon	1,504	10. STEPHEN CURRY*	242	10. Kareem Abdul-Jabbar	1,050

LEBRON'S 20, 30 & 40-POINT GAMES:

LeBron James has scored in double figures in 197 postseason games, including an **NBA playoff record 176 with at least 20 points (20 in 2016 postseason)**, 84 of 30-or-more points (**4 in 2016 postseason**) and 17 of 40-or-more points (**two in 2016 postseason**).

- MOST 20-PT GAMES:** James now has the **most 20-point games in NBA postseason history**, passing Michael Jordan (173) in Game 5 of the NBA Finals.
- 3RD-MOST 30-PT GAMES:** The only players with more 30-point playoff games are Michael Jordan (109) and Kobe Bryant (88).
- 40 IN NBA FINALS:** James scored 40 points twice in last year's NBA Finals and now has **five 40+ scoring games in The Finals**.

OUTRIGHT LEADER:

James has been his team's outright leader in points, rebounds and assists in 38 postseason games, the most all-time and 25 more than the player with the next-most, Larry Bird with 13.

MOST EVER 30-5-5 GAMES:

James holds 63 career playoff games of at least 30 points, five rebounds and five assists, the most in NBA postseason history.

- 30-10-5 IN THE FINALS:** James has **8 career games with at least 30 points, 10 rebounds and five assists in The Finals (two in 2016 Finals)**, which is the most all-time.

DOUBLE-DOUBLES AND TRIPLE-DOUBLES:

James has amassed 87 double-doubles (**13 in 2016 postseason**) and 16 triple-doubles (**two in 2016 postseason**, 2nd-most behind Magic Johnson-30).

- MOST 20-PT TRIP-DUBS:** James has the most 20-point triple-doubles in league postseason history with 14, passing Magic Johnson (12) on May 19 against Toronto.
- WORKING THE FINALS:** His **seven triple-doubles in the NBA Finals** only trails Magic Johnson (8) for the most all-time.
- 30-PT TRIB-DUB:** James has **3 triple-doubles with 30-plus points in NBA Finals competition**, matching the total for all other players in the shot-clock era (Jerry West, James Worthy, and Charles Barkley had one each).

Most 30-point Games NBA Playoffs, All-Time		Team's Outright Leader in Points, Rebounds & Assists in Playoffs, All-Time	
Player	Games	Player	Games
1. Michael Jordan	109	1. LEBRON JAMES	38
2. Kobe Bryant	88	2. Larry Bird	13
3. LEBRON JAMES	84	3. Tim Duncan	11
4. Kareem Abdul-Jabbar	75	James had 1 in 2016 NBA Finals	
5. Jerry West	74		

Most Playoff Games with 30+pts, 5+rebs & 5+asts All-Time		Most Playoff Games with 20+pts, 5+rebs & 5+asts since 1984-85	
Player	Games	Player	Games
1. LEBRON JAMES	63	1. LEBRON JAMES	133
2. Michael Jordan	51	2. Michael Jordan	80
3. Kobe Bryant	37	3. Kobe Bryant	66
4. Jerry West	35	4. Larry Bird	54
5. Larry Bird	32	5. Clyde Drexler	52
*James had 4 30-5-5 game in 2016 Playoffs		*James had 17 20-5-5 games in 2016 Playoffs	

Most 30-pt, 10-reb, 5-ast Games, NBA Finals History		Most 20-Point Triple-Doubles, NBA Playoff History	
Player	Games	Player	# of 20-Point Triple-Doubles
LEBRON JAMES	8	LEBRON JAMES	14
Kareem Abdul-Jabbar	7	Magic Johnson	12
Elgin Baylor	5	Oscar Robertson	8
*James had two 30-10-5 games in 2016 NBA Finals (Game 3 and 5)		*James passed Magic Johnson for the most 20-point triple-doubles in Game 2 of the ECF on May 19 against Toronto	



PRESENTED BY
DISCOUNT
drug mart

MEDIA RELATIONS

MEDIA INFORMATION

The Cleveland Cavaliers Basketball Communications Team welcomes you to the 2017 NBA Playoffs. It is our goal to provide a professional and productive working environment. To assist in your coverage of the Cavaliers, please note the following:

CREDENTIALS: You must have a Cavaliers credential (season or single-game) to be admitted to Quicken Loans Arena, and your credential must be visibly worn at all times. Credentials should be requested through the Cavaliers Basketball Communications Team.

If you have already received a **season credential** from us, it will be honored for the first three rounds of the 2017 NBA Playoffs. Please remember that your credential must be clearly displayed at all times upon entry of Quicken Loans Arena.

Single-game credentials must be requested to Cherome Owens and Alyssa Dombrowski via e-mail at cowens@cavs.com and adombrowski@cavs.com for each game NO LATER than 5:00 p.m. the day before a game (5:00 p.m. on Friday for weekend and Monday games). Due to the volume of requests, this policy will be more strictly enforced than during the regular season.

Your credential does not guarantee a seat. Season and single-game credentials are non-transferable and any unauthorized use will subject the bearer to ejection from Quicken Loans Arena and the forfeiture of the credential. No autographs are allowed during media access periods.

MEDIA ENTRANCE: All members of the media must enter Quicken Loans Arena through the media entrance, which is located on the east side of the arena (across from Gateway East Garage) and opens three hours prior to game time. A photo ID is required to obtain your single-game credential.

If you are coming out of the Gateway East parking garage, crossing East 6th Street, you will see the Cavaliers Team Shop and main box office entrance. The media gate is located just to the left (south) of the Team Shop. Several available options for parking are in close proximity to The Q.

MEDIA WORKROOMS: During the playoffs, there will be two separate media workrooms in addition to a work area for photographers. All print media members who regularly cover the team should use their existing workspace located on the event level. The media workroom for additional media members is located in the press conference area on event level. The photography work room is also positioned on the event level near the press conference area.

Media workspace will open three hours before game time and remain open until the last member of the media is finished working. In order to provide the proper working environment, friends, relatives or guests of the media will not be permitted access to the media workrooms.

SERVICES: A pregame meal will be available to working media at the cost of \$10.00. Meals will be available starting two and a half hours prior to tipoff and will be located in the Full Court Room on Level 2 of the arena.

SEATING: Working media seats are located in Section C126, the Section 128 platform, Section 130 and Section 101 (additional locations may be added for later rounds). All locations are equipped with electrical power. These seats are assigned and members of the media should sit in their respective assigned seats for the game. While our team attempts to provide seating for members of the media generally in the same area for each game, seats may be moved for a specific game based on availability and other factors.

All full season and single-game credentialed media members must e-mail Cherome Owens at cowens@cavs.com and Alyssa Dombrowski at adombrowski@cavs.com for each game NO LATER than 5:00 p.m. the day before a game (5:00 p.m. on Friday for weekend and Monday games) to request a seat in the media seating areas. All seats will be on a reserved basis.

Media members who are not granted a seat will be able to watch the game on the TVs in the media room locations on Level 1.

TV AND RADIO: Visiting television broadcast positions will be courtside, adjacent to the visitors' bench. Radio broadcast positions will be in the "Joe Tait Perch" (radio booth) in Section C126. If statisticians are desired, please make arrangements with the Cavaliers Basketball Communications Team at least 24 hours before game time. All requests for pregame or postgame interviews should be directed to the Cavaliers Basketball Communications Team.

PHOTOGRAPHERS: For media utilizing photography, if you are granted a photo lane for a playoff game, you are required to wear one of the photo vests provided by the Cavaliers Basketball Communications team.

Per NBA league-wide regulations, very limited space is available at each end of the court for photographers and will be specifically assigned by the NBA and the Cavaliers Basketball Communications team. In some instances, outlets that had a floor spot during the regular season will either be moved to the concourse level or need to share a spot with other outlets. Photographers are asked to keep off of the side courts and to be considerate of the ticket holders seated directly behind them.

Also, photographers are asked to wear rubber-soled shoes to protect the basketball floor and must have rubber lens shades for their cameras.

Additional photographer spots will be assigned as needed in designated areas of Sections 128 and 106.

PLAYER/COACH AVAILABILITY: Practices/Shootarounds: In general, the final 30 minutes of practice are open to the media with interviews afterward. To confirm practice/shootaround times, please contact the Basketball Communications Team at (216) 420-2350 or cmr@cavs.com. Typically, shootarounds will be held at Cleveland Clinic Courts for the Cavaliers and Quicken Loans Arena for visiting teams.

Pregame: In accordance with NBA policy, the Cavaliers' and visitors' locker rooms will be open to members of the media 75 minutes before each game for a 30-minute period. The Cavaliers' locker room is located at the northeast corner of Quicken Loans Arena, while the visitors' locker room is located on the east side of Quicken Loans Arena.

Postgame: Locker rooms will be open approximately 10 minutes after the conclusion of each game. Cavaliers Head Coach Tyrone Lue will do his postgame interviews in the press conference area. In addition, at least one player from each team will be available in the press conference area.

CELL PHONE USE IN LOCKER ROOMS: Per NBA policy, media members are not permitted to place cell phone calls in the locker room. Still photography on cell phones is strictly prohibited within the locker room.

PARKING: Complimentary media parking is very limited and playoff parking passes will be assigned. For those media members who receive parking privileges, the media parking area will be located in the Gateway East garage. Due to space limitation, if you had complimentary media parking during the 2016-17 regular season, it does not guarantee parking in the postseason.

**** Attention television stations: If you park on the Gateway Plaza between The Q and Progressive Field without the proper parking permit, your vehicle could be towed. ****

TRANSPORTATION: There is public transportation via Rapid Transit Authority (RTA) to Quicken Loans Arena, with bus service to the arena, as well as RTA service (from Cleveland Hopkins Airport) to Tower City. There is a covered, underground walkway from Tower City to Quicken Loans Arena.

If you have any questions, please do not hesitate to contact the Cavaliers Basketball Communications Team at (216) 420-2350 (The Q) or (216) 420-2464 (Cleveland Clinic Courts).

CAVALIERS COMMUNICATIONS TEAM



Tad Carper

Sr. Vice President,
Communications
O- (216) 420-2198
C- (216) 319-3864
tcarper@cavs.com



B.J. Evans

Director of Basketball
Communications
O- (216) 420-2370
C- (216) 644-7765
bevans@cavs.com



Jeff Schaefer

Basketball Communications Sr.
Manager
O- (216) 420-2267
C- (216) 212-7231
jschaefer@cavs.com



Cherome Owens

Basketball Communications
Coordinator
O- (216) 420-2262
C- (216) 218-2565
cowens@cavs.com



Alyssa Dombrowski

Basketball Communications
Assistant
O- (216) 420-2342
C- (216) 308-2262
adombrowski@cavs.com



Andrew Korba

Basketball Communications
Seasonal Assistant
O- (216) 420-2350
akorba@cavs.com



Sarah Jamieson

Director of Communications
Integration
O- (216) 420-2672
C- (216) 780-3314
sjamieson@cavs.com



Phyllis Salem

Senior Director, Corporate
Communications
O- (216) 420-2231
C- (216) 299-8151
psalem@cavs.com

2017 PLAYOFFS SEATING LOCATIONS

To find your seating location for the game, please see any one of the seating charts located throughout The Q. Seating charts are available outside the media workroom on Level 1, outside the media workroom in the 'high-bay' area located near the media dining area (northwest corner of the arena on Level 2), in each media seating section or from anyone on the Cavaliers Basketball Communications Team.

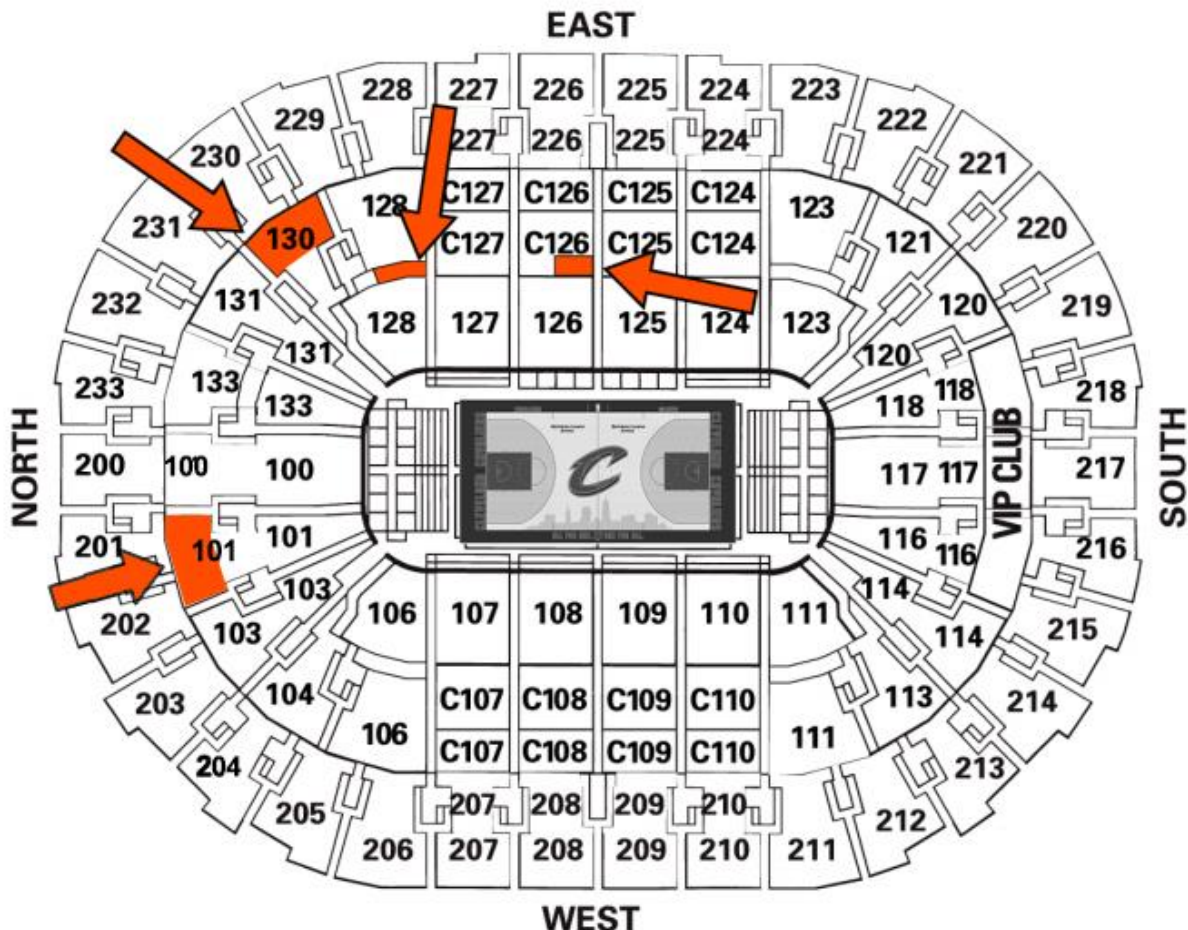
To Section C126: Access to this section is off the **fourth floor** of the arena. Head down the stairs in the vomitory marked C125/C126 and the seating area is in the first three rows of the section on the right.

To Section 128: Access to this section is off the **third floor** of the arena by entering the section 128/130 vomitory. The media section will be on your left. It is also accessible by taking the stairs up section 128 (off the floor) and then entering the section 128/130 vomitory on the **third floor**.

To Section 130: Access to this section is off the **third floor** of the arena by entering the section 128/130 vomitory. The media section will be in the top half of the section on the right. It is also accessible by taking the stairs up section 128 (off the event floor) and then entering the section 128/130 vomitory on the **third floor**.

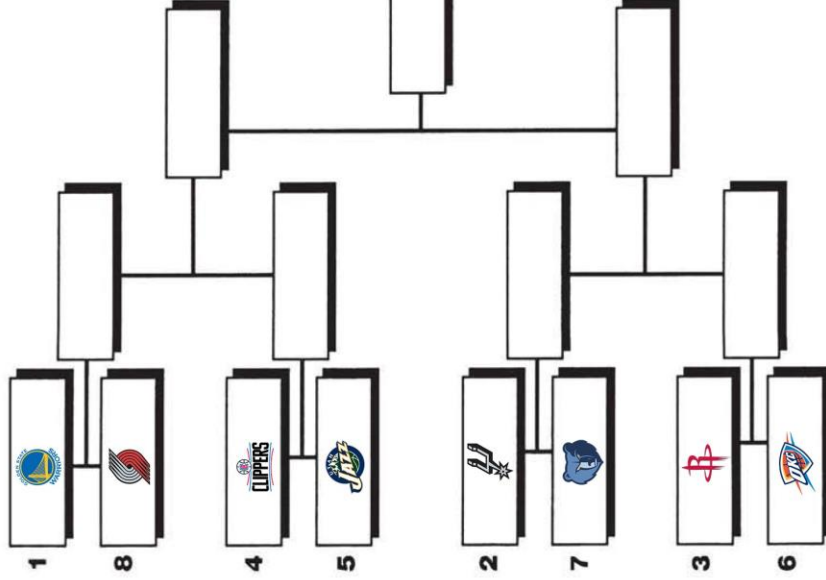
To Section 101: Access to this section is off the **third floor** of the arena by entering the section 100/101 vomitory. The media section will be in the top half of the section on your right. It is also accessible by taking the stairs up section 128 (off the event floor) and then entering the section 100/101 vomitory on the **third floor**.

One of the three elevators located on the **third** and **fourth** floors on the east side of The Q will be reserved for media. The elevators will be reserved for working media from two minutes before and after halftime and two minutes before and after the end of the game. Please show your credential to gain access to the elevator.



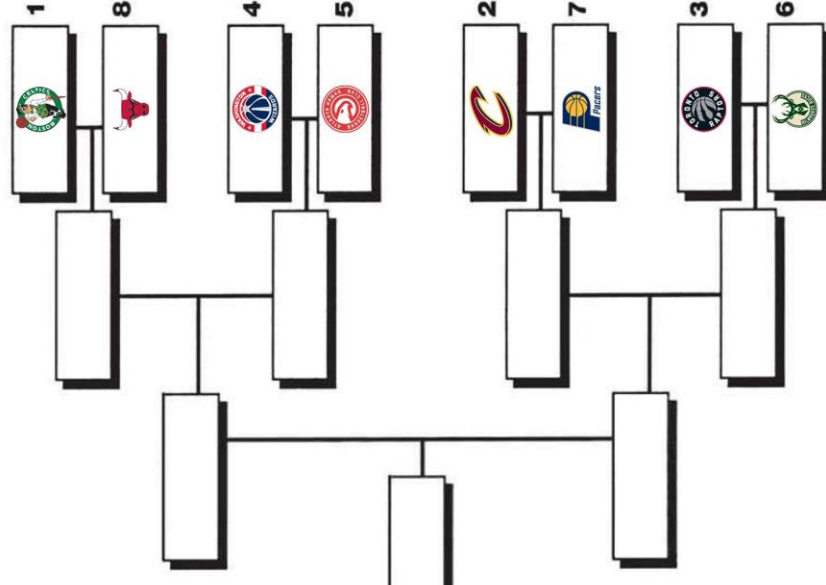
Western Conference

First Round	Conference Semifinals	Conference Finals
Best of Seven (2-2-1-1-1 format)	Best of Seven (2-2-1-1-1 format)	Best of Seven (2-2-1-1-1 format)



Eastern Conference

Conference Finals	Conference Semifinals	First Round
Best of Seven (2-2-1-1-1 format)	Best of Seven (2-2-1-1-1 format)	Best of Seven (2-2-1-1-1 format)



Eight teams in each conference qualify for NBA Playoffs 2017 which begin on Saturday, April 15. The teams with the eight best records in each conference will qualify for the playoffs, and those teams will be seeded 1 to 8 in each conference based upon regular-season record. The team with the better regular season won-lost record has homecourt advantage in each round of the playoffs.