



ALL IN 2016

PRESENTED BY
DISCOUNT
drug mart

2016 POSTSEASON GUIDE

MAKING A DIFFERENCE IS A SLAM DUNK!
Cleveland Cavaliers Community Relations Efforts

The Cleveland Cavaliers are committed to making a positive impact in the lives of children and families in Northeast Ohio. Throughout the year, the team supports a full roster of community outreach initiatives that address important social issues with an emphasis on *education, youth and family services, health and wellness, volunteerism and entrepreneurship*.

Each year the Cavaliers are able to **reach more than 100,000 children** in Cleveland and across several counties in Northeast Ohio through the team's many programs. Several of those focus on the importance of education at all levels, kindergarten through high school: the Cavs coordinate reading initiatives in schools through **"Read to Achieve,"** recognize hardworking teachers and students with **"Head of the Class,"** **"All-Star Kids"** and **"Straight 'A' All-Stars,"** and partner with FirstMerit Bank to award **college scholarships**.

Understanding the positive influence they can have on our youth, Cavs players and coaches make an average of **200 community appearances** each year, ranging from hospital visits, to serving meals to the less fortunate, to distributing toys during the holidays. Many days after practice at Cleveland Clinic Courts, players and coaches can be found leading kids through basketball clinics and even practicing yoga with them, thanks to the team's **"Fit as a Pro"** initiative.



The Cavs are also proud to have designed, built and opened 15 **"Reading & Learning Centers"** and **"Learn & Play Centers"** since 2004, as well as six **"Legacy Projects"** since 2008. The Reading & Learning and Learn & Play Centers provide children with better access to books and technology and improve the quality of organizations' literacy and educational programming. The Legacy Projects give families safer places to live, learn and play.

The Cavs also **provide the opportunity for many children and families to attend home games every year**. The team **donates approximately 10,000 tickets** per season to organizations that

include local charities, non-profits and schools. In total, the Cavs organization **donates more than 27,000 tickets each year** for events at Quicken Loans Arena, including Lake Erie Monsters and Cleveland Gladiators games, as well as various family shows. The Cavs also provide items and unique experiences to benefit these organizations through auctions and raffles.

The **Cavaliers Youth Fund**, a fund of the Cleveland Foundation, supports programs for children, families and young adults in the areas of education, health, recreation, employment, entrepreneurship and life skills. Since 1994, CYF has distributed **grants totaling more than \$22 million to deserving organizations**. The Cavaliers have also provided more than **\$18 million in community gifts and contributions** for a number of non-profit groups, including Flashes of Hope and the United Way of Greater Cleveland. In total, the Cavs have committed a total of **\$40 million in community, civic and charitable giving**.



Quicken Loans Arena, A Promise That Keeps On Giving

In October of 1994, a new era of sports and entertainment began in Northeast Ohio when Quicken Loans Arena (then Gund Arena) opened its doors in the heart of downtown Cleveland and the NBA Cleveland Cavaliers came back home after 20 seasons in suburban Richfield. Fast forward 20 years later and Quicken Loans Arena and the Cavaliers have lived up to the promise of being a world-class attraction and an essential building block for the economy of all of Northeast Ohio . . .

Thanks to a unique public/private partnership between civic and business leaders and with the support of Cuyahoga County voters, in 1990 the decision was made to build Quicken Loans Arena and Progressive Field (then Jacobs Field), home to the MLB Cleveland Indians, side-by-side on the former Central Market site in downtown Cleveland. The project formed a centerpiece of the Gateway development, to be known as the Gateway District.

The Central Market site, located on the southern end of the city, was a desolate part of downtown and perhaps the area of highest disinvestment. Logistically, it was the entry way into Cleveland that consisted of primarily empty commercial buildings and underutilized surface parking lots, with only six full service restaurants and no hotels or residential properties.

Today, the Gateway District is a vibrant live, work and play destination. It is now the focal point of downtown Cleveland and has been the beneficiary of **over \$1 BILLION in completed, underway or funded**

retail, residential and hotel development. The Gateway District consists of 21 residential properties, seven hotels, and over 70 full-service restaurants and eateries that service it's nearly 2,000 residents and five million visitors each year. In addition, four properties are under construction or in design/development for additional housing, hotel and retail.

The Q is now one of the oldest arenas in the NBA and the Cavaliers organization has now privately invested over \$375 million in The Q since the arena opened in 1994. This includes covering 100% of all costs and expenses at The Q, including all capital expenses, repairs/maintenance and operations for the past 22+ years (since the day the arena opened). In addition, for the last 12 years the Cavaliers have paid for all of Gateway Economic Development Corporation's (*the arena's landlord for the Cuyahoga County*) expenses as well (including the property tax Gateway pays) by splitting that cost with the Cleveland Indians. It is also noteworthy that none of the original 20 years of "sin tax" funding went to The Q. That was used almost entirely on the football and baseball stadiums. (Whereas funds from the recently extended sin tax 2.0 in 2014 addresses major capital projects that are landlord obligations of the lease for each of the three pro sports facilities in downtown Cleveland. At The Q, those major capital items included the new HD video scoreboard system and upcoming roof replacement project.)

Before and After: The Gateway District



The First 20 Years, Just the Beginning

For two decades, Quicken Loans Arena (The Q) has provided Cleveland with a modern day sports and entertainment venue that spurred an era of dramatic economic growth and renewal. The Q hosts close to 200 events and welcomes more than two million guests each year. It is a must-stop venue for major concert tours and family shows, and in addition to the Cavaliers, is home to the American Hockey League's Lake Erie Monsters, the American Football League's Cleveland Gladiators and the Mid-American Conference Men's and Women's Basketball Tournaments.

For the city of Cleveland, the economic impact of having a world-class sports and entertainment venue that draws millions downtown annually has been significant. **In 2015 alone, the direct spending attributable to arena and team operations is estimated to total over \$180 million** within the county. In addition, The Q generates:

- Over \$34 million of tax revenue annually (city, county and state).
- Over \$10 million a year in admissions tax revenue direct to the City of Cleveland.

As a result, this equates to over \$200 million in direct spending and tax revenue, funding city and county services that help create a vibrant downtown. In addition, much in part to the arena's state-of-the-art amenities and accommodations, Cleveland has become a competitor for attracting events of national and international interest, which infuses millions of dollars into the economy and shines a global spotlight on the city.

The list of credits include hosting the 1997 NBA All Star Game, 2007 & 2015 NBA Finals, the 2007 NCAA Women's Final Four, the 2000 and 2009 United States Figure Skating

Championships, the second and third rounds of the 2011 NCAA Division I Men's Basketball Championships, participating venue for the 2013 Senior Games, opening ceremony for the 2014 Gay Games, and the 2015 NCAA Men's Regional Championship and the upcoming 2018 NCAA Wrestling Championships. This summer, as the site for the 2016 Republican National Convention, Cleveland and Quicken Loans Arena will be on the largest domestic and international stage for perhaps the most prestigious event the city has ever hosted.

Twenty years later, the vision of what building a world-class arena in downtown Cleveland would mean to the city and the region has become a reality that keeps on giving. Quicken Loans Arena continues to serve its community.

Quicken Loans Arena and the Cleveland Cavaliers have lived up to the promise of being an essential building block for the economy of all of Northeast Ohio. Over the past 20 years of the arena's operation, it is estimated that The Q and the Cavaliers have generated a cumulative economic impact of:

**\$3.0 billion in direct spending;
\$4.8 billion in total output;
\$2.4 billion in earnings;
\$106.1 million admissions tax (as of March 2016)
An average of 2,400 jobs supported;
and,
\$540 million in state and local tax revenues.**

Just in 2015, it is estimated that The Q and the Cavaliers have generated a cumulative economic impact of:

**\$182 million in direct spending;
\$288 million in total output;
\$151 million in earnings;
\$10 million admissions tax;
3,500 jobs supported; and,
\$34 million in state and local tax revenues.**

2015-16 Cavaliers Fan Engagement Metrics

Economic Impact: According to a study by Convention Sports & Leisure (CSL), the local economic impact of the 2016 Cavaliers playoff run will generate an estimated \$3.6 million per game.

On the BrinQ of History! The Cavaliers continued to pack every game at Quicken Loans Arena to sold-out capacity (20,562) during the 2015-16 regular season with an average attendance of 20,562 fans (843,042 in total attendance in 41 home games), tied for the best attendance in franchise history. This season's home attendance average ranks second in the NBA behind the Chicago Bulls, who have a larger arena capacity. The Cavs have recorded 92 consecutive sellouts at The Q to date, including the 2014-15 regular season and playoffs.

NBA's Top Overall Draw: The Cavaliers were not only the hottest ticket in Cleveland this season – but across the entire NBA. On the road, the team was a major attraction playing to 31 of 41 sellout crowds with an average road attendance of 18,910 fans, ranking third in the league behind the Los Angeles Lakers (19,173) and Golden State Warriors (19,134). The Cavaliers combined home and road average attendance of 19,736 fans during the 2015-16 season was second in the NBA, behind the Chicago Bulls (20,010) and third in franchise history, behind only the 2014-15 (19,738) and 2009-10 (19,881) season.

The Digital Age: The Cavaliers are committed to fan engagement across multiple digital platforms and continue to explore new ways to give an ever-growing digital audience exclusive access to the Wine & Gold both on and off the court. Here's a look at the continued growth of Cavaliers digital:

- Cavs.com, the comprehensive team website for all things Cavaliers, continues to be one of the NBA's most viewed sites. From July 2015 through March 2016, the team's site had nearly 32 million page views and was visited over 11 million times by fans across the globe.
- During the 2015-16 season, Cavaliers digital focused on providing exclusive video content to Cavs.com, highlighting the team both on and off the court. In result, video content on the site was streamed by fans over five million times through nine months (July 2015 – March 2016).

Getting Social: The Cavaliers thriving social community recently surpassed 10 MILLION subscribers across Twitter (@Cavs), Facebook (Facebook.com/cavs), Instagram (@Cavs) and Sina Weibo, a Chinese micro-blogging platform. The team ranks in the top 10 of the NBA in terms of average number of total followers across the four platforms, and its number of subscribers have more than tripled since the conclusion of the 2013-14 season. Specifically on Weibo, the Cavaliers followers have grown 391% year-over-year (Oct. 2014 – Oct. 2015) and the account consistently ranks as the best in the league in terms of engagement.



As Seen on TV: The Cavaliers appeared on 32 nationally televised broadcasts this year, up three from a year ago during the 2014-15 season. Cleveland appeared on ESPN 10 times, TNT and NBA TV eight times, and six times on ABC.

Broadcasting Bonanza: During the 2015-16 season, fans across the country were tuning into Cavs games at a record rate:

- Through 82 locally and nationally broadcast games on FOX Sports Ohio (FSO), TNT, ESPN, NBATV, WUAB and ABC this season, the Cavaliers have an overall local TV average rating of 10.4, equating to approximately 388,000 people watching each game locally, a 7 percent increase over last season's average of 9.8.
- FOX Sports Ohio, the official TV home of the Cavaliers, carried the maximum amount (70) of Cavs games eligible for local broadcast during the 2015-16 regular season. The Cavs 70 games on FSO averaged a rating of 9.3, a 19 percent increase over last season's average of 7.8.
- Serving the rapidly-growing Northeast Ohio Hispanic market, the Cavaliers broadcast all games in Spanish on 87.7 FM La Mega. Led by veteran broadcaster, Rafael Hernandez Brito, the Cavs are one of only six NBA teams to provide Spanish coverage of all home and road matchups live from the site of the game.



The World is Watching: Fans across the globe are tuning in to the Wine & Gold. Based on a geographical report spanning the entire season, 2015-16 Cavaliers games are broadcast in 192 countries (out of 196 countries in the world) and 13 territories throughout the world. On the web, 26 percent of traffic to Cavs.com comes from international users and 181 countries have had visitors on the team's site. Top countries (other than the United States) by visitors include: Philippines, Canada, Australia, Israel, United Kingdom, Brazil, Germany, France and Taiwan.

#AllForOhio: The Cavaliers took the show on the road with a #AllForOhio preseason campaign designed to connect

with Wine & Gold faithful cheering throughout the Buckeye State. The team played sold-out preseason games during the 2015-16 season at two in-state university venues: Xavier's Cintas Center in Cincinnati and Ohio State's Schottenstein Center in Columbus.

WE ARE *All* CAVALIERS

Cavaliers Technology

HUMONGOTRON: The four-sided scoreboard is one of the largest center-hung screens in any arena in the country. It features enormous HD video displays that are tilted and uniquely curved to provide optimal viewing angles for all fans in the arena. (Two sideline screens measure 31.50' high x 56.69' wide and feature greater-than-HD video. The two high-resolution baseline screens measure 29.92' high x 33.07' wide)

In addition, the recently installed arena control system for the scoreboard and related LED displays allows for full integration of live video, team and player statistics, social media information, fan messages, closed captioning of arena announcements, and more.



LED DISPLAYS: The Q is illuminated with a grand total of more than 11,682 square feet of LED displays in the arena's seating bowl.

SOUND SYSTEM: The arena's sound system provides fans with cutting-edge clarity that replicates touring concert ability. The system features advanced audio digital processing, six line array speaker clusters and additional speakers under Humongotron.

3-D COURT PROJECTION: The team's award-winning game presentation features Quince Imaging's innovative projection image mapping technology. Using powerful media servers, the technology transforms the court into a giant three-dimensional video screen. The Cavs are one of only five NBA teams to have this technology.



BEACON TECHNOLOGY: The Cavaliers feature Gimbal beacon technology, a location and proximity-based mobile engagement platform, inside The Q. The beacons provide fans with engaging messaging directly to their mobile devices as they travel throughout the arena. For example, beacons are located at every entrance of The Q to prompt fans to view an interactive "fan guide" on their mobile device as they enter the arena. The guide provides fans with helpful and interesting information for the game, including: contests and promotions to watch for during the event, articles related to the night's matchup, a map of popular destinations inside The Q, and much more.



CAVS MOBILE APP: The Cavaliers teamed up with Yinzcam, an interactive technology company, to develop the dynamic Cavs mobile application. The app provides an immersive experience for fans, giving them unparalleled access to the Cavs, anywhere, anytime - all in the palm of their hand. The free official app is available for download via the Apple App Store and Google Play Store and is compatible on all Apple and Android smartphone and tablet devices. For fans in-arena who are connected to The Q's FREE Wi-Fi network, the Cavs app will showcase a multitude of captivating second-screen features, including:

- Live play-by-play coverage, enhanced game-tracking stats, extended box scores, in-game shot charts and heat maps for each team through the GameTracker feature
- Quick replays of all Cavalier possessions from multiple angles on the court
- Following the game, fans will have the opportunity to relive their game day experience with video highlights and postgame interviews.
- A portal that gives fans in Wine & Gold United, the team's official membership club, the ability to manage their membership, quickly connect with their designated rep and add to their in-arena member experience.



SOCIAL MEDIA ZONE: Before the 2015-16 season, the Cavs debuted the #LiveAtTheQ Social Media Zone, a state-of-the-art digital headquarters created to provide a gathering space for fans to interact with the team and each other. Located on the main concourse of The Q, The Social Zone features (1) 84" 4K touch-enabled digital display flanked on either side by (2) 46" portrait display touch-screens. The displays are ripe with social content captured from fans in the arena and around the world. The Cavs are the first team in the NBA to introduce user-generated social content to a physical in-arena digital centerpiece.



MOBILE CHARGING STATIONS:

Created by GoCharge, there are 22 mobile charging stations located throughout The Q. Each location is equipped with 12 universally compatible cables, capable of charging iPhone, Android and most other mobile and tablet devices for FREE. Additionally, each charging station features eight USB ports and four standard AC outlets that double as tables so fans can stay connected while taking a break from the on-court action.

2015-16 Staff Directory

Chairman	Dan Gilbert
Vice Chairmen	Jeff Cohen, Nate Forbes
General Manager	David Griffin
Assistant General Manager	Trent Redden
Head Coach	Tyronn Lue
Assistant Coaches	Jim Boylan, Bret Brielmaier, Larry Drew, Mike Longabardi, James Posey
Director, Pro Player Personnel	Koby Altman
General Manager, Canton Charge	Mike Gansey
Scouts	Pete Babcock, Stephen Giles, David Henderson, Brandon Weems
Senior Director, Strategic Planning	Brock Aller
Director, Basketball Administration & Team Counsel	Anthony Leotti
Executive Administrator	Randy Mims
Director of International Scouting	Chico Averback
Special Advisor to GM	Bernie Bickerstaff
Director, Player Development	Phil Handy
Assistant Director, Player Development	Vitaly Potapenko
Roving Instructor/Development League Player Development	Damon Jones
High Performance Director	Alex Moore
Head Athletic Trainer	Steve Spiro
Assistant Athletic Trainer, Performance Scientist	Yusuke Nakayama
Head Strength & Conditioning Coach	Derek Millender
Athletic Trainer	Michael Mancias
Team Physicians	Richard Parker, MD, Alfred Cianflocco, MD, James Rosneck, MD
Team Dentists	Todd Coy, DMD, Ray Raper, DMD
Physical Therapist	George Sibel
Director, Team Security	Marvin Cross
Director, Executive Protection	Robert Brown
Manager, Team Security	Rod Williams
Executive Protection Specialists	Michael Pearl, Jason Daniel
Director, Analytics	Jon Nichols
Director, Team Operations	Mark Cashman
Equipment Coordinator	Michael Templin
Manager Practice Facility	Matt McGarry
Coordinator, Practice Facility	Ray Caraballo
Manager, Team Operations	Maura Schroeder
Executive Assistant	Norma Hoops
Special Team Projects Coordinator	Larry Nance
Assistant Video Coordinator/Assistant Player Development Coordinator	Mike Gerrity
Manager, Video/Advance Scouting	Dan Vincent
Basketball Operations Coordinator	Jeff Feld
Basketball Systems Developer	Brad Havens
Basketball Operations, Special Projects	Brendon Yu
Basketball Operations Seasonal Assistants	Daniel Geriot, Teon Watson
Chief Executive Officer	Len Komoroski
President, Business Operations	Kerry Bubolz
Executive Vice President, Chief Financial Officer	Mozelle Jackson
Senior Vice President, Chief Marketing Officer	Tracy Marek
Senior Vice President, Chief Revenue Officer	Brad Sims
Senior Vice President, Communications	Tad Carper
Senior Vice President, Facility Operations	Antony Bonavita



2015-16
Cleveland Cavaliers
Players



CLEVELAND CAVALIERS 2015-16 ROSTER

#	NAME	POS	HT	WT	DOB	PRIOR TO PROS/HOME COUNTRY	YEAR
8	Matthew Dellavedova	G	6-4	198	9/8/90	St. Mary's (CA) '13 / Australia	3 rd
9	Channing Frye	F/C	6-11	255	5/17/83	Arizona '05 / USA	10 th
2	Kyrie Irving	G	6-3	193	3/23/92	Duke '11 / USA	5 th
23	LeBron James	F	6-8	250	12/30/84	St. Vincent-St. Mary (OH) '03 / USA	13 th
24	Richard Jefferson	F	6-7	233	6/21/80	Arizona '01 / USA	15 th
30	Dahntay Jones	G	6-6	225	12/27/80	Duke '03 / USA	12 th
1	James Jones	G/F	6-8	218	10/4/80	Miami (FL) '03 / USA	13 th
14	Sasha Kaun	C	6-11	260	5/8/85	Kansas '08 / Russia	1 st
0	Kevin Love	F	6-10	251	9/7/88	UCLA '08 / USA	8 th
12	Jordan McRae	G	6-6	185	3/28/91	Tennessee '14 / USA	1 st
20	Timofey Mozgov	C	7-1	275	7/16/86	Khimki Moscow '08 / Russia	6 th
4	Iman Shumpert	G	6-5	220	6/26/90	Georgia Tech '11 / USA	5 th
5	J.R. Smith	G/F	6-6	225	9/9/85	St. Benedict's Prep (NJ) '04 / USA	12 th
13	Tristan Thompson	F/C	6-10	238	3/13/91	Texas' 11 / Canada	5 th
52	Mo Williams	G	6-1	198	12/19/82	Alabama '03 / USA	13 th

HEAD COACH Tyronn Lue (Nebraska)

ASSISTANT COACHES Jim Boylan (Marquette)
Bret Brielmaier (Arizona)
Larry Drew (Missouri)
Mike Longabardi (Frostburg State)
James Posey (Xavier)

HIGH PERFORMANCE DIRECTOR Alex Moore (Australia)

HEAD ATHLETIC TRAINER Stephen Spiro (Temple)

CAVALIERS NUMERICAL ROSTER

0	Kevin Love	8	Matthew Dellavedova	20	Timofey Mozgov
1	James Jones	9	Channing Frye	23	LeBron James
2	Kyrie Irving	12	Jordan McRae	24	Richard Jefferson
4	Iman Shumpert	13	Tristan Thompson	30	Dahntay Jones
5	J.R. Smith	14	Sasha Kaun	52	Mo Williams

8 MATTHEW DELLAVEDOVA

Guard 6-4, 200 lbs 9/8/90 Saint Mary's (CA)

Years Pro: 3

DRAFTED: Not drafted by an NBA franchise.

ACQUIRED: Signed as a free agent on August 5, 2013.



2015-16 SEASON:

- Played in a career-high 76 games (career-high 14 starts) with Cleveland
- Averaged career highs with 7.5 points, 2.1 rebounds, 4.4 assists and 0.6 steals in 24.6 minutes
- Shot a career-high .864 from the free throw line
- His career-high .410 shooting from three-point territory ranked 11th in the NBA
- Ranked 10th in the NBA in assists-to-turnover ratio at 2.91
- In 14 games as a starter, averaged 9.4 points on .452 shooting, including .500 from deep, 5.8 assists and 2.7 rebounds in 29.3 minutes
- Averaged 4.1 assists in his 62 games as a reserve, 4th-most in the NBA among bench players
- Scored in double figures on 27 occasions
- Dished out five assists or more 32 times this season, including three games with double-digit assists
- Had no more than one turnover on 40 occasions this season
- Drained a season-high four three-pointers in four contests
- Set a career-high in assists with 13 helpers to go along with seven points and one rebound in 39 minutes versus Milwaukee on Nov. 19
- Contributed 15 points on 5-8 (.625) shooting, including 4-6 (.667) from deep, to go along with nine assists and a steal in 24 minutes versus Orlando on Nov. 23
- Matched his career-high in field goals made when he shot 7-12 (.583), including 3-5 (.600) from deep, for 17 points to go along with three rebounds, three assists and a steal in 37 minutes versus Portland on Dec. 8
- Notched a double-double, the sixth of his career, with 11 points and 10 assists while pulling down five boards in 39 minutes versus Oklahoma City on Dec. 17
- Scored a season-high 20 points on 7-10 (.700) shooting, including 4-6 (.667) from deep, to go along with two assists, two steals and a career-high tying two blocks in 23 minutes as a reserve against Philadelphia on Dec. 20
- Grabbed a season-high seven rebounds against Denver on Dec. 29
- Scored in double figures in a career-high three straight games (Dec. 5 at Miami, Dec. 8 vs. Portland, Dec. 11 at Orlando)
- During the month of December, scored in double figures in eight of 13 games and averaged 10.4 points, a .511 (23-45) clip from three-point line, and 4.5 assists in 29.8 minutes per game
- Swiped a season-high three steals against Houston on Jan. 15
- Topped 1,000 points for his career on Jan. 25 against Minnesota, going 6-12 (.500) from the field, including 4-8 (.500) from deep, for 18 points while posting four rebounds, seven assists and one steal in 25 minutes
- Led or tied for the team lead in assists 17 times, steals 11 times and blocks five times
- Was marked as DND once on the season
- Missed one game on Nov. 25 due to left calf tightness; Missed five games from Feb. 3-10 due to left hamstring soreness
- Was placed on the Inactive List five times this season

PLAYOFF CAREER: Played in all 20 games (seven starts) during the Cavs' NBA Finals run in the **2015 Playoffs** and averaged 7.2 points, 2.1 rebounds and 2.7 assists in 24.9 minutes per game...set a franchise record for most assists by a bench player in a playoff game with nine helpers and added nine points in 36 minutes as a reserve against Chicago in Game 2 of the Second Round on May 6...recorded 19 points on 7-11 (.636) shooting from the field, including 3-6 (.500) from beyond the arc, in 34 minutes off the bench at Chicago in Game 6 of the Second Round on May 14...in the Semifinals against Chicago, hit .429 (9-21) of his three-point attempts and averaged 8.3 points and 3.7 assists in 23.3 minutes off the bench...in the Eastern Conference Finals against Atlanta, averaged 9.5 points, 3.3 rebounds and 2.5 assists in 31.0 minutes per game...started in five of the six games during the NBA Finals against Golden State and averaged 7.5 points, 2.7 rebounds, 2.7 assists and 1.2 steals in 31.8 minutes...had a playoff career-high 20 points, five rebounds and four assists in 39 minutes versus the Warriors in Game 3 of the NBA Finals on June 9.

8 MATTHEW DELLAVEDOVA

DELLAVEDOVA HIGHS	2015-16 SEASON HIGHS	CAREER HIGHS	PLAYOFF HIGHS
Points	20 vs. Philadelphia 12/20/15	21 @ Detroit 3/26/14	20 vs. Golden State 6/9/15
Field Goals Made	7 2 Times	7 3 Times	7 2 Times
Field Goals Attempted	12 3 Times	18 @ Indiana 2/27/15	17 vs. Golden State 6/9/15
Three Point FG Made	4 4 Times	5 @ Detroit 3/26/14	4 vs. Atlanta 5/24/15
Three Point FG Attempted	8 vs. Minnesota 1/25/16	8 vs. MIN 1/25/16	9 2 Times
Free Throws Made	4 vs. Milwaukee 3/23/16	4 2 Times	4 vs. Golden State 6/9/15
Free Throws Attempted	4 vs. Milwaukee 3/23/16	4 6 Times	5 vs. Golden State 6/9/15
Offensive Rebounds	3 4 Times	3 4 Times	2 2 Times
Defensive Rebounds	6 @ Denver 12/29/15	7 @ Indiana 2/27/15	5 @ Atlanta 5/22/15
Total Rebounds	7 @ Denver 12/29/15	10 @ Indiana 2/27/15	6 @ Atlanta 5/22/15
Assists	13 vs. Milwaukee 11/19/15	13 vs. MIL 11/19/15	9 vs. Chicago 5/6/15
Steals	3 @ Houston 1/15/16	4 @ San Antonio 11/23/13	3 2 Times
Blocks	2 vs. Philadelphia 12/20/15	2 2 Times	-
Minutes Played	42 @ New Orleans 12/4/15	42 2 Times	45 vs. Atlanta 5/24/15

NBA REGULAR SEASON

TEAM	YEAR	GP	GS	MIN	MPG	TOTAL			3-POINT			FREE THROWS			REBOUNDS				AST	APG	PF	DQ	STL	SPG	BLK	BPG	PTS	PPG
						FGM	FGA	PCT	GM	GA	PCT	FTM	FTA	PCT	OFF	DEF	TOT	RPG										
CLE	13-14	72	4	1271	17.7	122	296	.412	57	155	.368	38	48	.792	29	94	123	1.7	187	2.6	121	0	33	0.5	5	0.1	339	4.7
CLE	14-15	67	13	1380	20.6	111	307	.362	68	167	.407	29	38	.763	37	89	126	1.9	204	3.0	152	0	24	0.4	2	0.0	319	4.8
CLE	15-16	76	14	1867	24.6	207	511	.405	98	239	.410	57	66	.864	33	129	162	2.1	337	4.4	178	0	44	0.6	9	0.1	569	7.5
TOTAL		215	31	4518	21.0	440	1114	.395	223	561	.398	124	152	.816	99	312	411	1.9	728	3.4	451	0	101	0.5	16	0.1	1227	5.7

NBA PLAYOFFS

TEAM	YEAR	GP	GS	MIN	MPG	TOTAL			3-POINT			FREE THROWS			REBOUNDS				AST	APG	PF	DQ	STL	SPG	BLK	BPG	PTS	PPG
						FGM	FGA	PCT	GM	GA	PCT	FTM	FTA	PCT	OFF	DEF	TOT	RPG										
CLE	14-15	20	7	497	24.9	47	136	.346	24	76	.316	25	32	.781	10	31	41	2.1	53	2.7	52	1	9	0.5	0	0.0	143	7.2

MATTHEW DELLAVEDOVA GAME-BY-GAME STATS

DATE	TM	@	OPP	WL	O	P	G	GS	MIN	FG	FGA	FG%	FG3	FG3A	FG3%	FT	FTA	FT%	OREB	DREB	REB	AST	PF	DQ	STL	TO	BLK	PTS	PPG
10/27/2015	CLE	@	CHI	.L	-	-	1	0	20	3	8	.375	0	2	.000	0	0	---	1	3	4	4	1	0	0	1	0	6	6.0
10/28/2015	CLE	@	MEM	W.	-	-	2	0	18	5	9	.556	2	4	.500	0	0	---	0	1	1	3	2	0	2	0	0	12	9.0
10/30/2015	CLE	v	MIA	W.	-	-	3	0	27	1	5	.200	1	4	.250	2	2	1.000	1	4	5	10	0	0	1	0	0	5	7.7
11/02/2015	CLE	@	PHI	W.	-	-	4	0	34	5	8	.625	1	3	.333	1	2	.500	3	2	5	9	2	0	0	3	0	12	8.8
11/04/2015	CLE	v	NY	W.	-	-	5	0	27	2	7	.286	1	1	1.000	0	0	---	1	2	3	7	2	0	0	3	0	5	8.0
11/06/2015	CLE	v	PHI	W.	-	-	6	0	26	4	11	.364	1	2	.500	2	2	1.000	0	1	1	1	4	0	1	2	0	11	8.5
11/08/2015	CLE	v	IND	W.	-	-	7	0	33	2	3	.667	1	2	.500	0	0	---	0	3	3	9	3	0	1	2	0	5	8.0
11/10/2015	CLE	v	UTA	W.	-	-	8	0	23	4	7	.571	1	1	1.000	0	0	---	0	1	1	3	3	0	2	0	0	9	8.1
11/13/2015	CLE	@	NY	W.	-	-	9	0	28	4	8	.500	1	4	.250	0	0	---	0	4	4	0	2	0	0	0	0	9	8.2
11/14/2015	CLE	@	MIL	.L	2	-	10	0	29	0	3	.000	0	1	.000	0	0	---	0	2	2	7	2	0	2	4	0	0	7.4
11/17/2015	CLE	@	DET	.L	-	-	11	0	20	1	6	.167	0	4	.000	0	0	---	0	0	0	5	2	0	0	1	0	2	6.9
11/19/2015	CLE	v	MIL	W.	-	G	12	1	39	2	6	.333	1	4	.250	2	3	.667	0	1	1	13	2	0	0	3	0	7	6.9
11/21/2015	CLE	v	ATL	W.	-	G	13	2	28	4	6	.667	1	1	1.000	3	3	1.000	0	2	2	3	5	0	1	0	0	12	7.3
11/23/2015	CLE	v	ORL	W.	-	G	14	3	24	5	8	.625	4	6	.667	1	1	1.000	0	0	0	9	1	0	1	0	0	15	7.9
11/25/2015	CLE	@	TOR	.L	-	DNP																							
11/27/2015	CLE	@	CHA	W.	-	-	15	3	33	2	7	.286	1	4	.250	2	2	1.000	0	1	1	5	3	0	0	0	1	7	7.8
11/28/2015	CLE	v	BRK	W.	-	-	16	3	25	1	5	.200	1	2	.500	0	0	---	1	3	4	6	1	0	0	3	0	3	7.5
12/01/2015	CLE	v	WAS	.L	-	-	17	3	27	5	9	.556	3	3	1.000	2	2	1.000	0	2	2	1	3	0	2	0	1	15	7.9
12/04/2015	CLE	@	NO	.L	1	G	18	4	42	3	5	.600	2	3	.667	0	0	---	0	2	2	4	3	0	1	3	0	8	7.9
12/05/2015	CLE	@	MIA	.L	-	G	19	5	28	4	11	.364	1	3	.333	2	2	1.000	0	2	2	5	2	0	0	3	1	11	8.1
12/08/2015	CLE	v	POR	W.	-	G	20	6	37	7	12	.583	3	5	.600	0	0	---	0	3	3	3	4	0	1	1	0	17	8.6
12/11/2015	CLE	@	ORL	W.	-	G	21	7	24	5	7	.714	2	3	.667	0	0	---	0	1	1	6	3	0	0	2	0	12	8.7
12/15/2015	CLE	@	BOS	W.	-	G	22	8	28	1	6	.167	0	2	.000	0	0	---	0	1	1	4	4	0	1	1	0	2	8.4
12/17/2015	CLE	v	OKC	W.	-	G	23	9	39	3	10	.300	3	6	.500	2	2	1.000	2	3	5	10	3	0	0	1	0	11	8.5
12/20/2015	CLE	v	PHI	W.	-	-	24	9	23	7	10	.700	4	6	.667	2	2	1.000	0	0	0	2	1	0	2	4	2	20	9.0
12/23/2015	CLE	v	NY	W.	-	-	25	9	31	3	8	.375	1	4	.250	0	0	---	0	0	0	7	2	0	1	1	0	7	8.9
12/25/2015	CLE	@	GS	.L	-	-	26	9	31	4	11	.364	0	3	.000	2	3	.667	2	3	5	1	4	0	1	1	0	10	9.0
12/26/2015	CLE	@	POR	.L	-	G	27	10	26	4	8	.500	2	4	.500	0	0	---	0	1	1	6	2	0	0	1	0	10	9.0
12/28/2015	CLE	@	PHO	W.	-	-	28	10	24	2	4	.500	2	2	1.000	2	2	1.000	0	1	1	5	1	0	1	4	0	8	9.0
12/29/2015	CLE	@	DEN	W.	-	G	29	11	29	1	5	.200	0	1	.000	2	2	1.000	1	6	7	5	2	0	2	2	0	4	8.8
01/02/2016	CLE	v	ORL	W.	-	-	30	11	19	1	6	.167	1	5	.200	0	0	---	0	3	3	6	1	0	0	1	0	3	8.6
01/04/2016	CLE	v	TOR	W.	-	-	31	11	25	3	4	.750	2	3	.667	3	3	1.000	0	3	3	4	2	0	0	3	0	11	8.7
01/06/2016	CLE	@	WAS	W.	-	-	32	11	28	1	5	.200	1	2	.500	0	0	---	3	1	4	4	2	0	0	1	0	3	8.5
01/08/2016	CLE	@	MIN	W.	-	-	33	11	24	4	5	.800	2	3	.667	0	0	---	0	0	0	2	1	0	0	0	0	10	8.5
01/10/2016	CLE	@	PHI	W.	-	-	34	11	25	2	8	.250	0	2	.000	0	0	---	0	4	4	2	2	0	2	2	0	4	8.4
01/12/2016	CLE	@	DAL	W.	1	-	35	11	27	4	11	.364	4	7	.571	0	0	---	2	0	2	5	4	0	1	0	0	12	8.5
01/14/2016	CLE	@	SA	.L	-	-	36	11	20	2	8	.250	1	4	.250	0	0	---	1	1	2	3	3	0	0	2	0	5	8.4
01/15/2016	CLE	@	HOU	W.	-	-	37	11	23	1	6	.167	0	2	.000	1	2	.500	3	2	5	3	3	0	3	2	0	3	8.3
01/18/2016	CLE	v	GS	.L	-	-	38	11	28	4	8	.500	3	4	.750	0	0	---	0	1	1	6	0	0	0	1	0	11	8.3
01/20/2016	CLE	@	BRK	W.	-	-	39	11	20	3	3	1.000	0	0	---	2	2	1.000	0	3	3	3	2	0	0	0	0	8	8.3
01/21/2016	CLE	v	LAC	W.	-	-	40	11	27	3	8	.375	0	4	.000	0	0	---	1	2	3	6	2	0	1	3	0	6	8.3
01/23/2016	CLE	v	CHI	.L	-	-	41	11	23	2	5	.400	1	2	.500	0	0	---	0	1	1	1	2	0	0	0	0	5	8.2
01/25/2016	CLE	v	MIN	W.	-	-	42	11	25	6	12	.500	4	8	.500	2	2	1.000	1	3	4	7	2	0	1	2	0	18	8.4
01/27/2016	CLE	v	PHO	W.	-	-	43	11	19	1	6	.167	1	5	.200	0	0	---	1	2	3	7	3	0	0	1	0	3	8.3
01/29/2016	CLE	@	DET	W.	-	-	44	11	21	1	4	.250	1	1	1.000	2	2	1.000	2	1	3	4	3	0	1	1	0	5	8.2
01/30/2016	CLE	v	SA	W.	-	-	45	11	24	6	10	.600	3	5	.600	0	0	---	1	4	5	3	3	0	0	2	0	15	8.4
02/01/2016	CLE	@	IND	W.	1	-	46	11	12	0	4	.000	0	1	.000	0	0	---	0	1	1	4	2	0	2	4	0	0	8.2
02/03/2016	CLE	@	CHA	.L	-	INA																							
02/05/2016	CLE	v	BOS	.L	-	INA																							
02/06/2016	CLE	v	NO	W.	-	INA																							
02/08/2016	CLE	v	SAC	W.	-	INA																							
02/10/2016	CLE	v	LAL	W.	-	INA																							
02/18/2016	CLE	v	CHI	W.	-	-	47	11	17	2	7	.286	1	3	.333	2	2	1.000	1	0	1	1	2	0	0	2	0	7	8.2
02/21/2016	CLE	@	OKC	W.	-	-	48	11	29	1	3	.333	0	1	.000	0	0	---	0	1	1	7	2	0	0	3	0	2	8.0
02/22/2016	CLE	v	DET	.L	-	-	49	11	29	3	8	.375	1	2	.500	0	0	---	0	1	1	3	5	0	2	2	0	7	8.0
02/24/2016	CLE	v	CHA	W.	-	-	50	11	26	3	8	.375	3	6	.500	1	1	1.000	0	1	1	7	1	0	1	2	0	10	8.1
02/26/2016	CLE	@	TOR	.L	-	-	51	11	21	3	5	.600	2	3	.667	0	0	---	0	0	0	3	3	0	0	3	0	8	8.1
02/28/2016	CLE	@	WAS	.L	-	-	52	11	21	3	7	.429	2	5	.400	1	2	.500	0	0	0	4	3	0	1	1	0	9	8.1
02/29/2016	CLE	v	IND	W.	-	-	53	11	22	2	6	.333	2	5	.400	0	0	---	0	0	0	5	1	0	0	1	0	6	8.0
03/04/2016	CLE	v	WAS	W.	-	-	54	11	21	5	10	.500	2	3	.667	0	0	---	0	3	3	1	3	0	1	2	0	12	8.1
03/05/2016	CLE	v	BOS	W.	-	-	55	11	28	4	6	.667	0	2	.000	2	3	.667	0	0	0	4	3	0	2	0	1	10	8.1
03/07/2016	CLE	v	MEM	.L	-	-	56	11	26	1	6	.167	0	3	.000	0	0	---	0	2	2	3	4						

9 CHANNING FRYE

Forward/Center 6-11, 255 lbs 5/17/1983 Arizona

Years Pro: 10

DRAFTED: By the New York Knicks in the first round (8th overall pick) of the 2005 NBA Draft.

ACQUIRED: In a trade that sent guard Jared Cunningham and a second round pick to the Orlando Magic on February 18, 2016.



2015-16 SEASON:

- Played in 70 games (32 starts) with Orlando and Cleveland
- Averaged 6.0 points on .436 shooting, including .387 from three-point territory, and 3.3 rebounds in 17.1 minutes
- Played in 26 games with the Cavaliers (three starts), averaging 7.5 points on .438 shooting, including .377 from deep, and 3.6 rebounds in 17.2 minutes
- In 44 games with the Magic (29 starts), averaged 5.2 points on .435 shooting, , including .397 from beyond the arc, and 3.2 rebounds in 17.1 minutes
- Shot .387 from three-point territory (30th-best in the NBA), the third-best three-point shooting percentage of his career
- Scored in double figures 17 times
- From March 10-18, averaged 14.2 points on .667 shooting (26-39), .643 from deep (18-28) and 4.0 rebounds in 20.4 minutes
- Grabbed five or more rebounds on 18 occasions
- Knocked down two or more three-pointers in 22 games, including six games with four or more treys and three contests with five three-pointers
- Swiped a season-high three steals twice (Dec. 3 at Utah and Dec. 20 vs. Atlanta)
- Dished out a season-high five assists on two occasions (Dec. 14 at Brooklyn and Dec. 28 vs. New Orleans)
- Tied his career high in blocks with four on Jan. 14 versus Toronto
- Poured in a season-high 21 points on 8-10 (.800) shooting, including a season-high tying 5-7 (.714) shots from deep, seven rebounds and one steal in 24 minutes as a starter against the Lakers on March 10
- Pulled down a season-high eight rebounds on two occasions (Nov. 9 at Indiana and March 31 vs. Brooklyn)
- Went 5-10 (.500) from the field, including 3-6 (.500) from beyond the arc, for 13 points to go along with a season-high tying eight rebounds and two assists in 23 minutes against Brooklyn on March 31
- Swiped his 400th career steal on April 13 versus Detroit; finished with 14 points on 6-10 (.600) shooting, six rebounds, four assists and one steal in a season-high 41 minutes
- Led or tied for the team lead in rebounds once, steals on three occasions and blocks three times
- Was a DNP-CD eight times this season with Orlando and twice with Cleveland

PLAYOFF CAREER: Has appeared in 20 career postseason games with averages of 7.2 points and 4.7 rebounds in 23.6 minutes...also shooting .349 from beyond the arc and .895 from the free throw line...helped Phoenix reach the Western Conference Finals during the **2010 PLAYOFFS**...played in 16 games and averaged 8.2 points and 5.5 rebounds in 27.2 minutes per game...tallied a playoff career-high 20 points on 7-11 (.636) shooting, including 3-5 (.600) from the three-point line, and eight rebounds in 27 minutes against Portland in Game 5 of the First Round on April 26...posted two double-doubles against the Lakers in the Western Conference Finals, including 12 points and a playoff career-high 13 rebounds in 40 minutes in Game 6 on May 29...appeared in four games for Portland in the **2009 PLAYOFFS**...averaged 3.0 points in 9.0 minutes per game.

9 CHANNING FRYE

FRYE HIGHS	2015-16 SEASON HIGHS	CAREER HIGHS	PLAYOFF HIGHS
Points	21 vs. L.A. Lakers 3/10/16	33 vs. Minnesota 4/11/11	20 vs. Portland 4/26/10
Field Goals Made	8 vs. L.A. Lakers 3/10/16	14 2 Times	7 vs. Portland 4/26/10
Field Goals Attempted	11 @ Milwaukee 4/5/16	26 vs. Charlotte 12/20/06	11 vs. Portland 4/26/10
Three Point Field Goals Made	5 3 Times	9 vs. Minnesota 4/11/11	5 vs. San Antonio 5/5/10
Three Point FG Attempted	9 @ Indiana 11/9/15	14 vs. Minnesota 4/11/11	8 2 Times
Free Throws Made	5 vs. Atlanta 12/20/15	9 2 Times	2 vs. Atlanta 5/26/15
Free Throws Attempted	5 vs. Atlanta 12/20/15	12 @ Toronto 1/15/06	3 2 Times
Offensive Rebounds	4 vs. L.A. Lakers 11/11/15	7 vs. Golden State 2/22/12	3 @ L.A. Lakers 5/27/10
Defensive Rebounds	7 2 Times	14 2 Times	11 vs. L.A. Lakers 5/29/10
Total Rebounds	8 2 Times	16 @ New Orleans Hornets 12/30/11	13 vs. L.A. Lakers 5/29/10
Assists	5 2 Times	7 vs. New Jersey Nets 1/13/12	4 @ Portland 4/22/10
Steals	3 2 Times	4 @ Sacramento 1/5/10	2 3 Times
Blocks	4 vs. Toronto 1/14/16	4 8 Times	2 2 Times
Minutes Played	41 vs. Detroit 4/14/16	57 @ L.A. Lakers 3/22/11	40 vs. L.A. Lakers 5/29/10

NBA REGULAR SEASON

TEAM	YEAR	GP	GS	MIN	MPG	TOTAL			3-POINT			FREE THROWS			REBOUNDS				AST	APG	PF	DQ	STL	SPG	BLK	BPG	PTS	PPG
						FGM	FGA	PCT	GM	GA	PCT	FTM	FTA	PCT	OFF	DEF	TOT	RPG										
NY	05-06	65	14	1573	24.2	305	640	.477	3	9	.333	189	229	.825	138	236	374	5.8	53	0.8	200	3	30	0.5	47	0.7	802	12.3
NY	06-07	72	59	1896	26.3	298	689	.433	3	18	.167	85	108	.787	91	304	395	5.5	67	0.9	216	3	36	0.5	42	0.6	684	9.5
POR	07-08	78	20	1342	17.2	221	453	.488	3	10	.300	85	109	.780	107	247	354	4.5	57	0.7	208	1	29	0.4	27	0.4	530	6.8
POR	08-09	63	1	746	11.8	113	267	.423	11	33	.333	26	36	.722	41	99	140	2.2	24	0.4	106	0	17	0.3	16	0.3	263	4.2
PHO	09-10	81	41	2190	27.0	317	703	.451	172	392	.439	98	121	.810	66	361	427	5.3	113	1.4	263	3	64	0.8	74	0.9	904	11.2
PHO	10-11	77	64	2541	33.0	358	829	.432	171	439	.390	89	107	.832	65	448	513	6.7	96	1.2	272	4	46	0.6	79	1.0	976	12.7
PHO	11-12	64	59	1669	26.1	255	613	.416	91	263	.346	73	82	.890	71	308	379	5.9	88	1.4	176	0	42	0.7	70	1.1	674	10.5
PHO	13-14	82	82	2312	28.2	336	778	.432	160	432	.370	78	95	.821	73	343	416	5.1	98	1.2	245	1	60	0.7	63	0.8	910	11.1
ORL	14-15	75	51	1870	24.9	191	487	.392	136	346	.393	31	35	.886	27	266	293	3.9	94	1.3	191	2	47	0.6	39	0.5	549	7.3
ORL-CLE	15-16	70	32	1200	17.1	151	346	.436	91	235	.387	30	35	.857	35	199	234	3.3	71	1.0	127	0	29	0.4	28	0.4	423	6.0
TOTAL		727	423	17339	23.9	2545	5805	.438	841	2177	.386	784	957	.819	714	2811	3525	4.8	761	1.0	2004	17	400	0.6	485	0.7	6715	9.2

NBA PLAYOFFS

TEAM	YEAR	GP	GS	MIN	MPG	TOTAL			3-POINT			FREE THROWS			REBOUNDS				AST	APG	PF	DQ	STL	SPG	BLK	BPG	PTS	PPG
						FGM	FGA	PCT	GM	GA	PCT	FTM	FTA	PCT	OFF	DEF	TOT	RPG										
POR	08-09	4	0	36	9.0	5	14	.357	0	0	.000	2	3	.667	1	2	3	0.8	1	0.3	5	0	0	0.0	0	0.0	12	3.0
PHO	09-10	16	0	435	27.2	43	118	.364	30	86	.349	15	16	.938	10	80	90	5.6	15	0.9	50	0	12	0.8	9	0.6	131	8.2
TOTAL		20	0	471	23.6	48	132	.364	30	86	.349	17	19	.895	11	82	93	4.7	16	0.8	55	0	12	0.6	9	0.5	143	7.2

CHANNING FRYE GAME-BY-GAME STATS

DATE	TM	@	OPP	WL	O	P	G	GS	MIN	FG	FGA	FG%	FG3	FG3A	FG3%	FT	FTA	FT%	OREB	DREB	REB	AST	PF	DQ	STL	TO	BLK	PTS	PPG
10/28/2015	ORL	v	WAS	.L	-	DNP																							
10/30/2015	ORL	v	OKC	.L	2	DNP																							
11/01/2015	ORL	@	CHI	.L	-	-	1	0	9	0	2	.000	0	2	.000	1	2	.500	1	1	2	1	0	0	0	0	0	1	1.0
11/03/2015	ORL	@	NO	W.	-	DNP																							
11/04/2015	ORL	@	HOU	.L	1	DNP																							
11/06/2015	ORL	v	TOR	W.	-	-	2	0	14	2	4	.500	1	3	.333	0	0	---	0	3	3	0	3	0	0	1	0	5	3.0
11/07/2015	ORL	@	PHI	W.	-	DNP																							
11/09/2015	ORL	@	IND	.L	-	-	3	0	23	5	10	.500	4	9	.444	0	0	---	1	7	8	0	5	0	0	2	0	14	6.7
11/11/2015	ORL	v	LAL	W.	-	-	4	0	16	6	7	.857	2	2	1.000	0	0	---	4	1	5	0	1	0	1	0	1	14	8.5
11/13/2015	ORL	v	UTA	W.	-	F	5	1	23	2	7	.286	2	6	.333	2	2	1.000	2	3	5	1	0	0	0	1	0	8	8.4
11/14/2015	ORL	@	WAS	.L	-	F	6	2	16	2	4	.500	1	3	.333	0	0	---	0	3	3	2	3	0	0	0	0	5	7.8
11/18/2015	ORL	v	MIN	W.	1	-	7	2	7	0	2	.000	0	2	.000	0	0	---	0	1	1	0	0	0	0	0	0	0	6.7
11/21/2015	ORL	v	SAC	.L	-	-	8	2	10	1	4	.250	1	3	.333	0	0	---	0	4	4	0	1	0	0	0	1	3	6.3
11/23/2015	ORL	@	CLE	.L	-	-	9	2	7	3	3	1.000	3	3	1.000	0	0	---	0	0	0	0	0	0	0	0	0	9	6.6
11/25/2015	ORL	v	NY	W.	-	F	10	3	20	1	5	.200	1	2	.500	0	0	---	0	3	3	0	1	0	0	0	0	3	6.2
11/27/2015	ORL	v	MIL	W.	-	F	11	4	19	3	9	.333	3	5	.600	0	0	---	1	3	4	1	2	0	2	0	1	9	6.5
11/29/2015	ORL	v	BOS	W.	-	F	12	5	17	2	4	.500	2	4	.500	0	0	---	0	2	2	1	3	0	1	2	1	6	6.4
12/01/2015	ORL	@	MIN	W.	-	F	13	6	17	0	2	.000	0	1	.000	0	0	---	0	5	5	1	2	0	0	1	0	0	5.9
12/03/2015	ORL	@	UTA	W.	-	F	14	7	18	1	3	.333	1	3	.333	2	2	1.000	0	3	3	1	2	0	3	0	0	5	5.9
12/05/2015	ORL	@	LAC	.L	-	F	15	8	17	1	3	.333	1	3	.333	0	0	---	1	0	1	0	1	0	0	1	0	3	5.7
12/08/2015	ORL	@	DEN	W.	-	F	16	9	24	0	3	.000	0	2	.000	0	0	---	0	2	2	1	2	0	2	2	0	0	5.3
12/09/2015	ORL	@	PHO	.L	-	F	17	10	17	1	2	.500	1	2	.500	0	0	---	0	2	2	1	2	0	0	2	0	3	5.2
12/11/2015	ORL	v	CLE	.L	-	F	18	11	12	0	3	.000	0	2	.000	0	0	---	0	0	0	0	1	0	0	0	0	0	4.9
12/14/2015	ORL	@	BRK	W.	-	F	19	12	23	4	6	.667	3	5	.600	0	0	---	0	4	4	5	1	0	2	0	0	11	5.2
12/16/2015	ORL	v	CHA	W.	-	F	20	13	30	5	7	.714	5	7	.714	2	2	1.000	0	3	3	2	0	0	2	1	0	17	5.8
12/18/2015	ORL	v	POR	W.	-	F	21	14	23	1	4	.250	0	3	.000	0	0	---	0	4	4	3	3	0	0	1	0	2	5.6
12/20/2015	ORL	v	ATL	.L	-	F	22	15	27	3	4	.750	2	3	.667	5	5	1.000	0	2	2	2	3	0	3	4	2	13	6.0
12/21/2015	ORL	@	NY	W.	-	F	23	16	21	3	5	.600	1	1	1.000	0	0	---	1	0	1	0	1	0	0	0	1	7	6.0
12/23/2015	ORL	v	HOU	W.	-	F	24	17	19	4	4	1.000	2	2	1.000	0	0	---	1	4	5	2	2	0	0	0	0	10	6.2
12/26/2015	ORL	v	MIA	.L	-	F	25	18	26	3	5	.600	2	3	.667	0	0	---	0	4	4	1	1	0	0	0	0	8	6.2
12/28/2015	ORL	v	NO	W.	-	F	26	19	23	1	4	.250	1	3	.333	0	0	---	0	3	3	5	2	0	2	0	1	3	6.1
12/30/2015	ORL	v	BRK	W.	-	F	27	20	22	3	7	.429	2	5	.400	0	0	---	1	5	6	1	1	0	0	1	0	8	6.2
01/01/2016	ORL	@	WAS	.L	-	F	28	21	22	2	4	.500	0	1	.000	0	0	---	2	4	6	2	0	0	0	0	0	4	6.1
01/02/2016	ORL	@	CLE	.L	-	F	29	22	13	1	4	.250	1	4	.250	0	0	---	0	2	2	0	4	0	0	0	0	3	6.0
01/04/2016	ORL	@	DET	.L	-	F	30	23	14	1	3	.333	0	2	.000	0	0	---	0	2	2	0	0	0	0	1	2	2	5.9
01/06/2016	ORL	v	IND	.L	-	F	31	24	14	0	2	.000	0	2	.000	2	2	1.000	0	3	3	1	3	0	0	0	1	2	5.7
01/08/2016	ORL	@	BRK	W.	-	F	32	25	21	1	4	.250	0	3	.000	0	0	---	0	2	2	2	3	0	0	1	0	2	5.6
01/09/2016	ORL	v	WAS	.L	-	F	33	26	18	5	6	.833	1	1	1.000	1	2	.500	1	3	4	0	1	0	0	1	0	12	5.8
01/14/2016	ORL	v	TOR	.L	1	F	34	27	12	1	2	.500	0	0	---	0	0	---	0	6	6	2	2	0	0	1	4	2	5.7
01/18/2016	ORL	@	ATL	.L	-	F	35	28	18	1	4	.250	0	2	.000	0	0	---	1	3	4	1	2	0	1	0	2	2	5.6
01/20/2016	ORL	v	PHI	.L	-	F	36	29	12	1	6	.167	1	4	.250	0	0	---	2	2	4	3	1	0	1	2	0	3	5.5
01/22/2016	ORL	v	CHA	.L	1	-	37	29	12	1	2	.500	1	1	1.000	2	2	1.000	0	2	2	1	0	0	0	0	0	5	5.5
01/25/2016	ORL	@	MEM	.L	1	-	38	29	12	2	5	.400	0	1	.000	2	2	1.000	1	1	2	0	2	0	0	1	1	6	5.5
01/26/2016	ORL	@	MIL	.L	-	-	39	29	10	1	3	.333	1	1	1.000	0	0	---	0	2	2	0	3	0	0	1	0	3	5.5
01/29/2016	ORL	@	BOS	.L	-	-	40	29	10	1	1	1.000	0	0	---	0	0	---	0	2	2	0	0	0	1	2	1	2	5.4
01/31/2016	ORL	v	BOS	W.	-	DNP																							
02/01/2016	ORL	@	SA	.L	-	-	41	29	17	3	7	.429	1	4	.250	0	0	---	1	5	6	0	3	0	0	1	0	7	5.4
02/03/2016	ORL	@	OKC	.L	-	-	42	29	17	1	3	.333	0	1	.000	0	0	---	1	5	6	2	2	0	0	0	0	2	5.3
02/05/2016	ORL	v	LAC	.L	-	DNP																							
02/07/2016	ORL	v	ATL	W.	-	-	43	29	14	2	5	.400	1	3	.333	0	0	---	1	2	3	0	1	0	0	0	1	5	5.3
02/08/2016	ORL	@	ATL	W.	1	-	44	29	5	0	2	.000	0	2	.000	0	0	---	0	0	0	0	1	0	0	0	0	0	5.2
02/10/2016	ORL	v	SA	.L	-	DNP																							
02/22/2016	CLE	v	DET	.L	-	-	45	29	9	1	3	.333	0	2	.000	0	0	---	0	4	4	1	2	0	0	1	0	2	5.1
02/24/2016	CLE	v	CHA	W.	-	-	46	29	18	5	9	.556	4	8	.500	1	2	.500	0	6	6	1	2	0	1	0	0	15	5.3
02/26/2016	CLE	@	TOR	.L	-	-	47	29	12	1	4	.250	1	2	.500	0	0	---	1	2	3	0	3	0	1	0	0	3	5.3
02/28/2016	CLE	@	WAS	.L	-	-	48	29	24	0	5	.000	0	4	.000	0	0	---	0	6	6	2	5	0	0	0	0	0	5.2
02/29/2016	CLE	v	IND	W.	-	DNP																							
03/04/2016	CLE	v	WAS	W.	-	-	49	29	6	1	2	.500	1	2	.500	0	0	---	0	2	2	0	1	0	0	0	0	3	5.1
03/05/2016	CLE	v	BOS	W.	-	DNP																							
03/07/2016	CLE	v	MEM	.L	-	-	50	29	5	1	2	.500	0	1	.000	0	0	---	1	1	2	2	1	0	0	1	1	2	5.1
03/09/2016	CLE	@	SAC	W.	-	-	51	29	10	1	3	.333	1	3	.333	0	0	---	0	2	2	0	1	0	0	0	0	3	5.0
03/10/2016	CLE	@	LAL	W.	-	F	52	30	24	8	10	.800	5	7	.714	0	0	---	1	6	7	1	3	0	1	0	0	21	5.3
03/13/2016	CLE	@	LAC	W.	-	-	53	30	20	5	8	.625	5	7	.714	0	0	---	0	5	5	2	3	0	0	1	0	15	

2 KYRIE IRVING

Guard 6-3, 193 lbs 3/23/92 Duke

Years Pro: 5

DRAFTED: By the Cleveland Cavaliers in the first round (1st overall pick) of the 2011 NBA Draft.



2015-16 SEASON:

- Played in 53 games (all starts)
- Averaged 19.6 points on .448 shooting, including .321 from three-point territory, 3.0 rebounds, 4.7 assists and 1.1 steals in 31.5 minutes per game
- Also averaged a career-low 2.3 turnovers
- Shot a career-best .885 from the free throw line, which ranked 2nd in the Eastern Conference and 10th in the NBA
- Scored at least 20 points 28 times and at least 30 points on eight occasions this season
- Averaged 6.4 points in the fourth quarter (9th-best in NBA)
- Recorded five assists or more on 26 occasions
- Finished with 32 points on a season-best .636 shooting percentage (14-22 from the field), five rebounds, three assists, two steals and one block in 34 minutes; scored 19 points in the fourth quarter, his most in any quarter this season
- Hit his 2,000th career field goal at Dallas on Jan. 12; finished with 22 points, nine assists and one steal in 39 minutes; netted a clutch three-pointer with 13.8 seconds remaining in overtime to seal the win for Cleveland
- Pulled down a season-high nine rebounds while chipping in with 17 points and four assists in 28 minutes against Minnesota on Jan. 25
- Drained a season-high five three-pointers on two occasions (Feb. 8 vs. Sacramento, March 29 vs. Houston)
- Scored a season-high 35 points on two occasions (Feb. 10 vs. L.A. Lakers, April 11 vs. Atlanta)
- Had back-to-back 30-plus point games on Feb. 8 vs. Sacramento and Feb. 10 vs. the Los Angeles Lakers
- Turned in a double-double with 32 points and a career-high tying 12 assists on Feb. 8 versus Sacramento, his 3rd 30-10 game of his career (11/9/13, 12/10/13)
- Posted a game-high, season-high tying 35 points on 15-24 (.625) shooting, including 3-6 (.500) from deep, and notched three rebounds, seven assists and a game-high tying two steals in 36 minutes against the L.A. Lakers on Feb. 10; his 15 field goals were a season high
- Made his 500th career three-pointer with his first triple against Charlotte on Feb. 24; went 10-17 (.588) from the field for 23 points while recording six rebounds, five assists, a steal and a block in 32 minutes
- Scored 20 or more points in a career-high tying seven straight games from Feb. 28-March 10
- Reached his 6,000th career point with his free throw at the 8.9 second mark of the fourth quarter against Indiana on Feb. 29; finished with 22 points, three rebounds, a game-high tying six assists and one steal in 35 minutes while shooting a season-best 11-11 from the charity stripe
- Pulled down his 1,000th career rebound against Washington on March 4
- Posted a season-high two blocks on two occasions (March 5 vs. Boston, April 1 at Atlanta)
- Tallied 27 points on 9-16 (.563) shooting, two rebounds, a team-high tying five assists, a season-high four steals and one block in 37 minutes against Memphis on March 7
- Poured in a 30 points on 11-22 (.500) shooting, including three three-pointers, while notching four assists and one steal in 39 minutes at Sacramento on March 9
- Delivered 26 points on 11-20 (.550) shooting, nine assists and one block in 37 minutes against the Los Angeles Lakers on March 10
- Moved past Geoff Huston for 10th place in assists in Cavaliers history at Orlando on March 18
- Drained a season-high tying five three-pointers and turned in 31 points, two rebounds, a game-high tying eight assists, a steal and a block in 37 minutes versus Houston on March 29
- Scored eight points in overtime and finished with 20 points, six rebounds, seven assists, two steals and a season-high tying two blocks in a season-high 42 minutes at Atlanta on April 1
- Surpassed World B. Free (6,329) for 10th place in scoring in Cavaliers history with his first point at Milwaukee on April 5
- Delivered a season-high tying 35 points on 14-28 (.500) shooting, including 4-8 (.500) from deep, to go along with four rebounds, five assists, two steals and one block in 40 minutes versus Atlanta on April 11; surpassed Danny Ferry (543) for the 5th-most three-pointers in Cavaliers history with his second triple of the night
- Led or tied for the team lead in points 19 times, assists 18 times, steals 15 times and blocks eight times
- Was a DNP-CD one time this season
- Missed 24 games from Oct. 27-Dec. 17 due to a fractured left knee cap; missed four games on Dec. 26, Dec. 29, March 26 and April 13 due to rest; missed one game on April 3 due to a right ankle sprain
- Was placed on the Inactive List 28 times on the season

PLAYOFF CAREER: Appeared in 13 games (all starts) during the Cavs' NBA Finals run in the **2015 Playoffs**...averaged 19.0 points, including a team-high .450 (27-60) from the three-point line, 3.6 rebounds, 3.8 assists and 1.3 steals in 35.7 minutes, while posting one double-double...swatted at least one shot in 10 of his 13 playoff games...missed two games in the Eastern Conference Finals from May 22-24 due to left knee tendinitis and five games in the NBA Finals from June 7-16 due to a fractured left knee cap...scored in double figures in 12 of 13 career playoff games, including seven 20-point performances...in four games against Boston in the First Round, shot .480 (12-25) from the three-point line and averaged 23.3 points, 5.0 rebounds, 4.3 assists, 1.0 steal and 1.0 block in 40.5 minutes...scored 56 points in his first two playoff contests as a Cavalier (April 19-21); only LeBron James (58 points in 2006) scored more points in his first two playoff games wearing a Wine and Gold jersey...in Game 2 against Chicago on May 6, had 21 points on just nine field goal attempts, becoming the first Cavaliers player since Daniel Gibson in Game 6 of the 2007 Eastern Conference Finals versus the Pistons to record 20 or more points on nine or fewer field-goal attempts in a playoff game (Gibson had 31 points on 9 FGA)...in the Semifinals versus Chicago, averaged 17.5 points and 1.3 steals, while shooting .895 (34-38) from the foul line, in 34.8 minutes per game...in Game 1 of the NBA Finals at Golden State on June 4, tallied 23 points, seven rebounds, six assists, a playoff career-high four steals and two blocks in 44 minutes; became first NBA player to total at least 23 points, seven rebounds, six assists, four steals and two blocks in a playoff game since May 2, 2000 when Chris Webber accomplished that feat against the Lakers (23 pts/13 rebs/8 asts/4 stls/7 blks).

2 KYRIE IRVING

IRVING HIGHS	2015-16 SEASON HIGHS	CAREER HIGHS	PLAYOFF HIGHS
Points	35 2 Times	57 @ San Antonio 3/12/15	30 vs. Boston 4/19/15
Field Goals Made	15 vs. LA Lakers 2/10/16	20 @ San Antonio 3/12/15	11 vs. Boston 4/19/15
Field Goals Attempted	28 2 Times	36 vs. Portland 1/28/15	23 vs. Chicago 5/4/15
Three Point Field Goals Made	5 2 Times	11 vs. Portland 1/28/15	5 vs. Boston 4/19/15
Three Point FG Attempted	11 vs. Houston 3/29/16	19 vs. Portland 1/28/15	9 vs. Boston 4/19/15
Free Throws Made	11 vs. Indiana 2/29/16	14 @ Brooklyn 11/13/12	10 vs. Chicago 5/6/15
Free Throws Attempted	11 vs. Indiana 2/29/16	14 @ Brooklyn 11/13/12	12 vs. Chicago 5/6/15
Offensive Rebounds	3 3 Times	4 2 Times	3 @ Boston 4/26/15
Defensive Rebounds	7 vs. Milwaukee 3/23/16	10 2 Times	8 @ Boston 4/26/15
Total Rebounds	9 vs. Minnesota 1/25/16	10 2 Times	11 @ Boston 4/26/15
Assists	12 vs. Sacramento 2/8/16	12 6 Times	6 5 Times
Steals	4 vs. Memphis 3/7/16	6 @ Atlanta 4/4/14	4 @ Golden State 6/4/15
Blocks	2 2 Times	4 vs. Milwaukee 12/20/13	2 @ Golden State 6/4/15
Minutes Played	42 @ Atlanta 4/1/16	48 vs. Philadelphia 11/9/13	44 vs. Chicago 5/4/15

NBA REGULAR SEASON

TEAM	YEAR	GP	GS	MIN	MPG	TOTAL			3-POINT			FREE THROWS			REBOUNDS				AST	APG	PF	DQ	STL	SPG	BLK	BPG	PTS	PPG
						FGM	FGA	PCT	GM	GA	PCT	FTM	FTA	PCT	OFF	DEF	TOT	RPG										
CLE	11-12	51	51	1558	30.7	350	747	.469	73	183	.399	171	196	.872	44	147	191	3.7	275	5.4	110	0	54	1.1	20	0.4	944	18.5
CLE	12-13	59	59	2048	34.7	484	1070	.452	109	279	.391	248	290	.855	34	182	216	3.7	350	5.9	146	0	89	1.5	21	0.4	1325	22.5
CLE	13-14	71	71	2496	35.2	532	1237	.430	123	344	.358	291	338	.861	52	207	259	3.6	433	6.1	163	0	108	1.5	23	0.3	1478	20.8
CLE	14-15	75	75	2730	36.4	578	1235	.468	157	378	.415	315	365	.863	55	182	237	3.2	389	5.2	146	0	114	1.5	20	0.3	1628	21.7
CLE	15-16	53	53	1667	31.5	394	879	.448	84	262	.321	169	191	.885	44	113	157	3.0	250	4.7	107	0	56	1.1	18	0.3	1041	19.6
TOTAL		309	309	10499	34.0	2338	5168	.452	546	1446	.378	1194	1380	.865	229	831	1060	3.4	1697	5.5	672	0	421	1.4	102	0.3	6416	20.8

NBA PLAYOFFS

TEAM	YEAR	GP	GS	MIN	MPG	TOTAL			3-POINT			FREE THROWS			REBOUNDS				AST	APG	PF	DQ	STL	SPG	BLK	BPG	PTS	PPG
						FGM	FGA	PCT	GM	GA	PCT	FTM	FTA	PCT	OFF	DEF	TOT	RPG										
CLE	14-15	13	13	464	35.7	81	185	.438	27	60	.450	58	69	.841	10	37	47	3.6	50	3.8	29	0	17	1.3	11	0.8	247	19

KYRIE IRVING GAME-BY-GAME STATS

DATE	TM	@	OPP	WL	O	P	G	GS	MIN	FG	FGA	FG%	FG3	FG3A	FG3%	FT	FTA	FT%	OREB	DREB	REB	AST	PF	DQ	STL	TO	BLK	PTS	PPG
10/27/2015	CLE	@	CHI	.L	-	INA																							
10/28/2015	CLE	@	MEM	W.	-	INA																							
10/30/2015	CLE	v	MIA	W.	-	INA																							
11/02/2015	CLE	@	PHI	W.	-	INA																							
11/04/2015	CLE	v	NY	W.	-	INA																							
11/06/2015	CLE	v	PHI	W.	-	INA																							
11/08/2015	CLE	v	IND	W.	-	INA																							
11/10/2015	CLE	v	UTA	W.	-	INA																							
11/13/2015	CLE	@	NY	W.	-	INA																							
11/14/2015	CLE	@	MIL	.L	2	INA																							
11/17/2015	CLE	@	DET	.L	-	INA																							
11/19/2015	CLE	v	MIL	W.	-	INA																							
11/21/2015	CLE	v	ATL	W.	-	INA																							
11/23/2015	CLE	v	ORL	W.	-	INA																							
11/25/2015	CLE	@	TOR	.L	-	INA																							
11/27/2015	CLE	@	CHA	W.	-	INA																							
11/28/2015	CLE	v	BRK	W.	-	INA																							
12/01/2015	CLE	v	WAS	.L	-	INA																							
12/04/2015	CLE	@	NO	.L	1	INA																							
12/05/2015	CLE	@	MIA	.L	-	INA																							
12/08/2015	CLE	v	POR	W.	-	INA																							
12/11/2015	CLE	@	ORL	W.	-	INA																							
12/15/2015	CLE	@	BOS	W.	-	INA																							
12/17/2015	CLE	v	OKC	W.	-	INA																							
12/20/2015	CLE	v	PHI	W.	-	G 1 1	17		5	12	.417		2	2	1.000	0	0	---	0	1	1	4	1	0	2	1	0	12	12.0
12/23/2015	CLE	v	NY	W.	-	G 2 2	19		1	7	.143		0	1	.000	3	3	1.000	1	0	1	4	2	0	0	2	0	5	8.5
12/25/2015	CLE	@	GS	.L	-	G 3 3	26		4	15	.267		0	6	.000	5	5	1.000	3	0	3	2	1	0	1	2	0	13	10.0
12/26/2015	CLE	@	POR	.L	-	INA																							
12/28/2015	CLE	@	PHO	W.	-	G 4 4	24		7	16	.438		2	7	.286	6	6	1.000	0	1	1	2	0	0	1	1	0	22	13.0
12/29/2015	CLE	@	DEN	W.	-	INA																							
01/02/2016	CLE	v	ORL	W.	-	G 5 5	21		4	12	.333		0	4	.000	5	7	.714	1	1	2	5	1	0	0	1	0	13	13.0
01/04/2016	CLE	v	TOR	W.	-	G 6 6	29		10	16	.625		2	5	.400	3	3	1.000	2	4	6	8	1	0	0	1	0	25	15.0
01/06/2016	CLE	@	WAS	W.	-	G 7 7	34		14	22	.636		1	4	.250	3	5	.600	2	3	5	3	1	0	2	4	1	32	17.4
01/08/2016	CLE	@	MIN	W.	-	G 8 8	27		5	12	.417		1	3	.333	2	2	1.000	2	0	2	2	3	0	0	4	0	13	16.9
01/10/2016	CLE	@	PHI	W.	-	G 9 9	31		3	15	.200		1	6	.167	1	1	1.000	0	5	5	2	2	0	2	2	1	8	15.9
01/12/2016	CLE	@	DAL	W.	1	G 10 10	39		8	20	.400		3	8	.375	3	4	.750	0	2	2	9	2	0	1	3	0	22	16.5
01/14/2016	CLE	@	SA	.L	-	G 11 11	32		6	17	.353		2	5	.400	2	2	1.000	0	2	2	4	1	0	1	3	0	16	16.5
01/15/2016	CLE	@	HOU	W.	-	G 12 12	30		9	17	.529		1	5	.200	4	5	.800	0	4	4	1	2	0	0	1	1	23	17.0
01/18/2016	CLE	v	GS	.L	-	G 13 13	23		3	11	.273		1	3	.333	1	1	1.000	2	3	5	3	0	0	0	2	0	8	16.3
01/20/2016	CLE	@	BRK	W.	-	G 14 14	21		4	7	.571		1	2	.500	0	0	---	0	1	1	5	0	0	0	2	0	9	15.8
01/21/2016	CLE	v	LAC	W.	-	G 15 15	29		8	18	.444		2	4	.500	3	3	1.000	1	1	2	4	3	0	1	1	0	21	16.1
01/23/2016	CLE	v	CHI	.L	-	G 16 16	31		5	16	.313		0	2	.000	1	1	1.000	2	1	3	3	1	0	2	0	1	11	15.8
01/25/2016	CLE	v	MIN	W.	-	G 17 17	28		7	18	.389		1	4	.250	2	2	1.000	3	6	9	4	1	0	0	4	0	17	15.9
01/27/2016	CLE	v	PHO	W.	-	G 18 18	22		4	11	.364		0	3	.000	0	0	---	1	3	4	3	0	0	3	3	0	8	15.4
01/29/2016	CLE	@	DET	W.	-	G 19 19	32		11	19	.579		0	3	.000	6	7	.857	0	4	4	2	2	0	1	1	0	28	16.1
01/30/2016	CLE	v	SA	W.	-	G 20 20	36		9	17	.529		0	2	.000	3	4	.750	1	0	1	6	2	0	2	1	0	21	16.4
02/01/2016	CLE	@	IND	W.	1	G 21 21	41		10	20	.500		1	4	.250	4	4	1.000	0	3	3	7	2	0	0	3	0	25	16.8
02/03/2016	CLE	@	CHA	.L	-	G 22 22	37		10	17	.588		1	4	.250	5	5	1.000	0	1	1	5	4	0	1	1	0	26	17.2
02/05/2016	CLE	v	BOS	.L	-	G 23 23	37		7	15	.467		0	2	.000	5	6	.833	0	3	3	6	3	0	0	2	0	19	17.3
02/06/2016	CLE	v	NO	W.	-	G 24 24	37		11	21	.524		3	9	.333	4	4	1.000	0	4	4	3	1	0	2	3	0	29	17.8
02/08/2016	CLE	v	SAC	W.	-	G 25 25	35		13	21	.619		5	8	.625	1	1	1.000	2	1	3	12	5	0	0	2	1	32	18.3
02/10/2016	CLE	v	LAL	W.	-	G 26 26	36		15	24	.625		3	6	.500	2	4	.500	1	2	3	7	5	0	2	1	0	35	19.0
02/18/2016	CLE	v	CHI	W.	-	G 27 27	31		6	18	.333		1	3	.333	6	6	1.000	1	0	1	4	3	0	2	2	0	19	19.0
02/21/2016	CLE	@	OKC	W.	-	G 28 28	9		1	5	.200		0	1	.000	0	0	---	0	1	1	1	1	0	0	0	0	2	18.4
02/22/2016	CLE	v	DET	.L	-	G 29 29	38		11	21	.524		3	7	.429	5	6	.833	0	1	1	5	5	0	2	2	0	30	18.8
02/24/2016	CLE	v	CHA	W.	-	G 30 30	32		10	17	.588		1	4	.250	2	4	.500	3	3	6	5	2	0	1	1	1	23	18.9
02/26/2016	CLE	@	TOR	.L	-	G 31 31	31		4	11	.364		0	2	.000	2	2	1.000	1	0	1	1	2	0	1	2	0	10	18.6
02/28/2016	CLE	@	WAS	.L	-	G 32 32	32		9	20	.450		4	8	.500	6	6	1.000	0	1	1	6	4	0	0	4	0	28	18.9
02/29/2016	CLE	v	IND	W.	-	G 33 33	35		5	13	.385		1	2	.500	11	11	1.000	1	2	3	6	3	0	1	4	0	22	19.0
03/04/2016	CLE	v	WAS	W.	-	G 34 34	32		8	18	.444		3	6	.500	2	2	1.000	1	4	5	8	1	0	1	1	0	21	19.1
03/05/2016	CLE	v	BOS	W.	-	G 35 35	30		7	13	.538		3	6	.500	3	4	.750	0	3	3	4	5	0	0	3	2	20	19.1
03/07/2016	CLE	v	MEM	.L	-	G 36 36	37		9	16	.563		3	7	.429	6	7	.857	0	2	2	5	4	0	4	7	1	27	19.3
03/09/2016	CLE	@	SAC	W.	-	G 37 37	39		11	22	.500		3	10	.300	5	6	.833	0	1	1	4	0	0	1	2	0	30	19.6
03/10/2016	CLE	@	LAL	W.	-	G 38 38	37		11	20	.550		2	7	.286	2	2	1.000	1	1	2	9	2	0	0	2	1	26	19.8
03/13/2016	CLE	@	LAC	W.	-	G 39 39	31		7	17	.412		2	7	.286	1	1	1.000	0	2	2	5	3	0	1	2	0	17	19.7
03/14/2016	CLE	@	UTA	.L	-	G 40 40	34		7	23	.304		1	10	.100	0	0	---	2	2	4	3	2	0	2	0	1	15	19.6
03/16/2016	CLE	v	DAL	W.	-	G 41 41	39		13																				

23 LEBRON JAMES

Forward 6-8, 250 lbs 12/30/84 St. Vincent-St. Mary HS (Akron, OH)

Years Pro: 13

DRAFTED: By the Cleveland Cavaliers in the first round (1st overall pick) in the 2003 NBA Draft.

ACQUIRED: Signed as a free agent on July 12, 2014.



2015-16 SEASON:

- Played in 76 games (all starts) with Cleveland
- Averaged 25.3 points (5th in NBA) on .520 shooting from the field (14th in NBA), 7.4 rebounds, 6.8 assists (9th in NBA) and 1.4 steals in 35.6 minutes
- Was the top scorer in the Eastern Conference and ranked second in the East in assists per game
- It was his 12th straight season averaging at least 25.0 points per game, which is a NBA record for most consecutive seasons with at least 25.0 points in league history (min. 30 games)(prev. 11 consecutive seasons by Karl Malone and Jerry West); also was his NBA-record 12th straight season averaging at least 25.0 points, 5.0 rebounds and 5.0 assists
- Was the only player in the NBA in 2015-16 to shoot .500 from the field or better with averages of at least 25.0 points, 7.0 rebounds and 6.0 assists
- Two-time Kia NBA Eastern Conference Player of the Month (February and March); has won the award an NBA record 31 times
- NBA-high tying Five-time Player of the Week award winner in 2015-16 (week ending Nov. 16, Nov. 30 & Jan. 25); has won the award an NBA record 53 times
- Made his 12th straight NBA All-Star appearance; finished with 13 points, four rebounds and seven assists in 20 minutes at the 2016 NBA All-Star Game in Toronto; In ASG history, now ranks first in points scored (291), first in three-pointers made (28), tied for first in field goals made (119), third in scoring average (24.2), tied for third in games started (12) and sixth in assists (75)
- Was one of two players in the NBA to tally 1,800 points, 500 assists, 500 rebounds and 100 steals (Russell Westbrook) and ranked 7th in the league in plus/minus at +618
- Scored in double figures in all 76 games, increasing his consecutive double-digit scoring streak to 717 (third-longest streak in NBA history)
- Had 63 games of at least 20 points and 18 games of at least 30 points; scored 20 points or more in a season-high 14 straight games from Jan. 21-Feb. 21
- Recorded 28 double-doubles (tied-20th in NBA) and three triple-doubles (Feb. 8 vs. Sacramento, March 21 vs. Denver and March 26 at New York)
- Had 12 games of 10+ assists (12-0) and 19 games with 10 or more rebounds (14-5)
- Posted 38 games with at least 20 points, five rebounds and five assists
- Shot .500 from the field or better on 47 occasions (38-9)
- Tallied a season-high 37 points on three occasions and 13 assists twice
- Averaged 6.8 points in the fourth quarter, which ranked 4th in the NBA; scored at least 10 points in the final frame a team-high 14 times in 2015-16
- Became the youngest player in NBA history to reach 25,000 career points (30 years, 307 days) and the 20th player in league history to do so with his alley-oop dunk at the 8:07 mark of the fourth quarter at Philadelphia on Nov. 2; also passed Zydrunas Ilgauskas(3,568) for second place in defensive rebounds in franchise history that night
- Became the youngest player in NBA history to reach 26,000 career points (31 years, 30 days) and the 17th player in league history to do so with his free throw at the 4:04 mark of the third quarter in a win at Detroit on Jan. 29
- Is the 20th player in league history to make 9,000 career regular season field goals with his dunk at the 7:23 mark of the second quarter against Philadelphia on Nov. 6; Finished the game with a season-high 13 assists to go along with 31 points on 12-22 (.545) shooting in 36 minutes
- Made the go-ahead shot with 1.0 second remaining in regulation to give the Cavs the 90-88 victory over Brooklyn on Nov. 28
- Scored 23 points in the fourth quarter and ended up with a season-high tying 37 points, seven rebounds and eight assists in 45 minutes at New Orleans on Dec. 4
- Registered 33 points and 11 assists while totaling nine rebounds and two steals in 40 minutes versus Oklahoma City on Dec. 17
- Swiped his 1,600th career steal against Toronto on Jan. 4; Had a season-high four steals on three occasions
- Posted his 300th career regular season double-double (34 points, 10 rebounds) at Washington on Jan. 6; hit four three-pointers in the first three minutes of the third quarter
- Tied his season high with 37 points on 15-22 (.682) shooting, including 3-5 (.600) from deep, seven rebounds and nine assists in 37 minutes at Philadelphia on Jan. 10
- Tallied 21 points on 7-8 (.875) shooting from the field, a perfect 7-7 (1.000) from the free throw line, and nine assists in 31 minutes against Phoenix on Jan. 27; His .875 shooting percentage was the second-highest shooting percentage of his career
- Is the 19th player in league history to make 6,000 career free throws with his 11th make from the charity stripe against Boston on Feb. 5
- Notched the 40th triple-double of his regular season career (first of 2015-16) with 21 points, 10 rebounds and 10 assists in 31 minutes versus Sacramento on Feb. 8
- Moved into third place in total rebounds in Cavaliers against Charlotte on Feb. 24, passing John Williams (4,669)
- Scored in double figures for the 700th regular season game in a row after tallying 28 points, 11 rebounds and eight assists in 36 minutes against Boston on March 5, joining Michael Jordan (866) and Kareem Abdul-Jabbar (787) as the only players in NBA history to accomplish that feat
- Passed Muggsy Bogues (6,726) for 18th place on the NBA's all-time assists list against Orlando on March 18; Kevin Johnson (6,711) for 19th place on March 13 at L.A. Clippers; Derek Harper (6,577) for 20th place on Jan. 29 at Detroit; Tiny Archibald (6,476) for 21st place on Jan. 2 vs. Orlando; Stephon Marbury (6,471) for 22nd place on Dec. 28 at Phoenix; John Lucas (6,454) for 23rd place on Dec. 23 vs. New York; Reggie Theus (6,453) for 24th place on Dec. 20 vs. Philadelphia; and Norm Nixon (6,386) for 25th place on Nov. 23 vs. Orlando; joined Oscar Robertson as the only players in NBA history to rank in the Top 25 in all-time points and assists
- Recorded his second triple-double of the season with a game-high 33 points on 12-19 (.632) shooting, a game-high 11 rebounds and a game-high 11 assists in 33 minutes versus Denver on March 21
- Made his first 10 field goal attempts and finished with a game-high 30 points on 13-16 (.813) shooting, six rebounds, five assists and one steal in 35 minutes at Brooklyn on March 24; marked the third time in his career he had made his first 10 shots and his .813 field goal percentage was his second-highest in any NBA game in which he made at least 10 field goals (.929, 13-14 on Feb. 4, 2013 against Charlotte)
- Registered in his third triple-double of the season with 27 points, 11 rebounds and a game-high 11 assists while registering one steal and a game-high two blocks in 36 minutes at New York on March 26
- Pulled down a season-high 16 rebounds to go with his 29 points, nine assists, three steals and one block in 44 minutes at Atlanta on April 1; moved past Oscar Robertson (26,710) for No. 11 on the NBA's all-time scoring list with his layup at the 2:14 mark of the third quarter
- Also surpassed Dominique Wilkins (26,668) for 12th place all-time in scoring against Brooklyn on March 31; John Havlicek (26,395) for 13th place against Memphis on March 7; Tim Duncan for 14th place versus Boston on March 5; Paul Pierce for 15th place against the L.A. Lakers on Feb. 10.; Kevin Garnett for 16th place at Charlotte on Feb. 3; Alex English (25,613) for 17th place at Phoenix on Dec. 28; Reggie Miller (25,279) for 18th place at Toronto on Nov. 25; and Jerry West (25,192) for 19th place at Detroit on Nov. 17
- Produced his fourth straight double-double with a game-high 31 points on 14-22 (.636) shooting and a game-high 12 assists in addition to eight rebounds and a team-high tying two steals in 41 minutes versus Charlotte on April 3
- Registered a season-high four straight double-doubles from March 26 to April 3
- From Nov. 10-17, had four straight contests with 30 or more points; his longest since Feb. 11-27, 2014 (five straight 30-point outings)
- Posted 33 points on 13-17 (.765) shooting from the field at Chicago on April 9 and 34 points on 13-16 (.813) shooting against Atlanta on April 11; It marked the first time in his career that he has scored 30 or more points and made at least 75 percent of his field goal attempts in consecutive games
- Led or tied for the team lead in scoring in 53 games, 12 games in rebounds, 50 games in assists, 35 games in steals and 18 games in blocks
- Was a DNP-CD two times and a DND two times
- Missed one game due to maintenance on 12/5; missed five games due to rest on 2/28, 3/16, 3/29, 4/6 and 4/13
- Was placed on the Inactive List two times on the season

PLAYOFF CAREER: For his postseason career, he has appeared in 178 playoff contests (all starts) with averages of 28.2 points, 8.8 rebounds, 6.7 assists and 1.7 steals in 42.5 minutes per game...ranks among the NBA postseason all-time leaders in triple-doubles (14, 2nd), free throws made (1,273, 3rd), assists (1,188, 4th), scoring average (28.2, 5th),

points (5,020, 6th), field goals made (1,746, 6th), steals (305, 6th), minutes (7,562, 7th) and three-pointers made (255, 9th)...is Cleveland's postseason leader in points, scoring average, field goals made and attempted, three-point field goals made and attempted, free throws made and attempted, assists, steals and minutes...has scored in double figures in 176 postseason games, including 156 with at least 20 points, 80 of 30-or-more points and 15 of 40-or-more points...the only players with more 30-point playoff games are Michael Jordan (109) and Kobe Bryant (88)...has amassed 74 double-doubles and 14 triple-doubles...holds 59 career playoff games of at least 30 points, five rebounds and five assists, the most in NBA history (Michael Jordan is second with 51 such games)...has been his team's outright leader in points, rebounds and assists in 37 postseason games, the most all-time and 24 more than the player with the next-most, Larry Bird with 13...played in five straight NBA Finals, along with James Jones (2011-2015), becoming the first players to do so since the 1960s (Boston Celtics)...his six triple-doubles in the NBA Finals only trails Magic Johnson (8) for the most all-time...has three triple-doubles with 30-plus points in NBA Finals competition, matching the total for all other players in the shot-clock era (Jerry West, James Worthy, and Charles Barkley had one each)...played in all 20 games during the Cavs' NBA Finals run in the **2015 Playoffs**, recording an NBA-high 14 double-doubles (three triple-doubles) and averaging 30.1 points, a playoff career-high 11.3 rebounds, a playoff career-high 8.5 assists, 1.7 steals and 1.1 blocks in 42.2 minutes per game...first player since Oscar Robertson to produce 30.0 points, 11.0 rebounds and 8.0 assists in a single postseason...in the First Round series against Boston, averaged 27.0 points, 9.0 rebounds, 6.5 assists, 2.3 steals and 1.5 blocks in 43.0 minutes...in the six games against Chicago in the Eastern Conference Semifinals, averaged 26.2 points, 11.0 rebounds and 8.8 assists to go along with five double-doubles; became the first player since Magic Johnson in 1991 to finish a series with averages of 25 points, 10 rebounds and eight assists...drained a 21-foot baseline jumper as time expired to give the Cavs an 86-84 victory in Game 4 of the Eastern Conference Semifinals at Chicago on May 10...in Game 5 of the Semifinals against Chicago, registered 38 points, 12 rebounds, six assists, three steals, three blocks and zero turnovers in 41 minutes, becoming just the third player in NBA postseason history to record at least 35 points, 10 boards, five assists, three steals and three blocks in a playoff game, joining Dwayne Wade (at Dallas 6/20/2006) and Elvin Hayes (vs. Buffalo 4/20/1975); since the league began recording turnovers in 1977-78, he is the only NBA player in playoff history to record that stat line while also having zero turnovers...in the Eastern Conference Finals against Atlanta, averaged a near triple-double with 30.3 points, 11.0 rebounds, 9.3 assists and 2.0 steals in 38.3 minutes per game; no other player in league history has ever averaged at least 30.0 points, 10.0 rebounds and 9.0 assists in a playoff series...in the Game 3 win over Atlanta in the Eastern Conference Finals on May 24, collected a triple-double with game-highs of 37 points, 18 rebounds (playoff career-high eight offensive) and 13 assists, to go along with three steals in 47 minutes; became the first player in NBA postseason history to put together a stat line of at least 37 points, 18 rebounds and 13 assists...in six games during the NBA Finals versus Golden State, recorded five double-doubles and two triple-doubles, while averaging 35.8 points, 13.3 rebounds, 8.8 assists and 1.3 steals in 45.7 minutes...became the first player in Finals history to lead the series in points, rebounds and assists...became the first player to produce two triple-doubles with 30 or more points in one Finals series...in Game 1 against the Warriors, tallied a 2015 Playoff-high 44 points, eight rebounds and six assists in 46 minutes...during Game 2's win at Golden State on Jan. 7, registered a triple-double with game highs in points (39), rebounds (16) and assists (11), becoming the first player in NBA playoff history to reach those totals...in Game 5 against the Warriors, notched another triple-double with 40 points, 14 rebounds and 11 assists; only three other players scored 40 points in a playoff triple-double: Oscar Robertson (twice in 1963), Jerry West (1969), and Charles Barkley (1993)...became just the sixth player in NBA history to score 5,000 career playoff points after posting 32 points, 18 rebounds, nine assists and two steals in 47 minutes in Game 6 of the Finals on June 16...in the **2014 Playoffs**, led Miami to its fourth straight NBA Finals appearance...played in 20 games (all starts) with averages of 27.4 points on .565 shooting, including .407 (35-86) from beyond the arc, 7.1 rebounds, 4.8 assists and 1.8 steals in 38.2 minutes per game...also shot a postseason career-high .806 (129-160) from the foul line...scored 22 points or more in all but one game, including seven 30-plus point performances...matched his postseason career high with 49 points on 16-24 (.667) shooting, six rebounds and three steals in 43 minutes at Brooklyn on May 12...recorded four double-doubles...ranked second in the playoffs in points per game...became the first player in NBA postseason history to average at least 27.0 points, 7.0 rebounds and 4.0 assists while shooting .500 from the field and .400 from the three-point line...averaged 30.0 points on .557 shooting, 8.0 rebounds, 6.0 assists and 2.3 steals in 39.3 minutes in the opening round sweep over Charlotte...also averaged 30.0 points on .570 shooting, 6.4 rebounds, 3.6 assists and 1.2 steals in 40.4 minutes in the semifinals 4-1 series against Brooklyn...in the Eastern Conference Finals versus Indiana, averaged 22.8 points on .559 shooting, 6.3 rebounds, 5.5 assists and 1.8 steals in 35.8 minutes per game...In the NBA Finals against San Antonio, notched two double-doubles and averaged 28.2 points on .571 shooting, including .519 (14-27) from the three-point line, 7.8 rebounds, 4.0 assists and 2.0 steals in 37.8 minutes per game...tallied 35 points and 10 rebounds in 38 minutes in Game 2's win over the Spurs...in the **2013 Playoffs**, started all 23 games for the NBA Champion Heat and averaged 25.9 points (.491 FG%, .777 FT%), 8.4 rebounds, 6.6 assists, 1.78 steals and 41.8 minutes...was named MVP Finals MVP for the second straight year...led the Heat in points, scoring average, field goals made and attempted, free throws made and attempted, defensive and total rebounds, assists, steals, dunks and minutes and tied for the lead in three-point field goals attempted...topped Miami in scoring 18 times, in minutes 22 times, in assists in 17 occasions, in rebounds 13 times and in steals 12 times (all team highs)...also topped the squad in blocks five times...scored in double figures in all 23 games, including 18 games with at least 20 points and eight games with 30-or-more points...grabbed double-figure rebounds seven times and handed out double-figure assists three times...recorded seven double-doubles and three triple-doubles...averaged 24.5 points (.627 FG%, .700 FT%), 7.8 rebounds, 6.8 assists, 1.00 steals and 36.8 minutes in the Opening Round vs. Milwaukee...led Miami in points, scoring average, field goals made and attempted, field goal percentage, free throws made and attempted, assists and minutes vs. the Bucks...averaged 23.6 points (.438 FG%, .808 FT%), 7.8 assists, 7.0 rebounds, 2.20 steals and 41.6 minutes in the Eastern Conference Semifinals vs. Chicago...led the Heat in points, scoring average, field goals made and attempted, free throws made and attempted, assists, steals and minutes vs. Chicago...averaged 29.0 points (.510 FG%, .778 FT%), 7.3 rebounds, 5.3 assists, 1.43 steals, 1.43 blocks and 43.4 minutes in the Eastern Conference Finals vs. Indiana...led Miami in points, scoring average, field goals made and attempted, three-point field goals made and attempted, free throw made and attempted, defensive and total rebounds, assists, blocks and minutes and tied for the team lead in steals vs. Indiana...recorded a triple-double with 30 points, 10 rebounds and 10 assists and hit a game-winning lay-up at the buzzer in overtime in Game 1 on May 22...averaged 25.3 points (.447 FG%, .795 FT%), 10.9 rebounds, 7.0 assists, 2.29 steals and 43.0 minutes in the NBA Finals vs. San Antonio...led Miami in points, scoring average, field goals made and attempted, three-point field goal attempts, free throws made and attempted, defensive and total rebounds, assists, steals and minutes vs. the Spurs...posted a pair of triple-doubles in the Finals...had 18 points, 18 rebounds (including 16 defensive to tie his postseason career high) and 10 assists in Game 1 on June 6 and 32 points, 11 assists and 10 rebounds in Game 6 on June 18...had a game-high 37 points (his 2013 postseason high) and a team-high 12 rebounds in Miami's Game 7 title-clinching victory on June 20...during the **2012 Playoffs**, started all 23 games for the NBA Champion Heat and averaged 30.3 points (.500 FG%, .739 FT%), 9.7 rebounds, 5.6 assists, 1.87 steals and 42.7 minutes...was named the unanimous MVP of the NBA Finals...led the Heat in points, scoring average, field goals made and attempted, field goal percentage, free throws made and attempted, offensive rebounds, defensive rebounds, total rebounds, assists, steals and minutes...topped Miami in points a team-high 19 times and also led the squad in minutes 17 times, in steals 13 times, in assists in 12 contests, in rebounds 10 times and in blocks on five occasions...scored in double figures in all 23 games, including 22 games with at least 20 points, 13 games with 30-or-more points and a pair of 40-point efforts...set a postseason franchise record for most consecutive 30-point games with five (June 5-14)...grabbed double-figure rebounds 10 times and handed out double-figure assists twice...recorded 11 double-doubles and one triple-double...averaged 27.8 points (.478 FG%, .807 FT%), 6.2 rebounds, 5.6 assists, 2.20 steals and 37.8 minutes in the Opening Round vs. New York...led Miami in points, field goals attempted, free throws made and attempted, assists and minutes and tied for the team lead in field goals made and defensive rebounds vs. New York...averaged 30.0 points (.504 FG%, .725 FT%), 10.8 rebounds, 6.2 assists, 2.67 steals and 42.6 minutes in the Eastern Conference Semifinals vs. Indiana...topped Miami in points, field goals made and attempted, offensive rebounds, defensive rebounds, total rebounds, assists, steals and minutes vs. Indiana...averaged 33.6 points (.527 FG%, .650 FT%), 11.0 rebounds, 3.9 assists, 1.29 blocks, 1.14 steals and 45.9 minutes in the Eastern Conference Finals vs. Boston...his 33.6 ppg scoring average vs. Boston is the second highest individual series scoring average in Heat postseason history...led Miami in points, field goals made and attempted, free throws made and attempted, defensive and total rebounds and minutes vs. Boston...with Miami facing elimination in Game 6 at Boston on June 7 he tallied 45 points, 15 rebounds and five assists while shooting 19-26 (.731) from the floor...his 19 field goals made in Game 6 set a Heat single-game postseason record...matched his postseason career highs in both free throws made (18) and attempted (24) in Game 2 vs. Boston on May 30...averaged 28.6 points (.472 FG%, .826 FT%), 10.2 rebounds, 7.4 assists, 1.60 steals and 44 minutes in the NBA Finals vs. Oklahoma City en route to being named the unanimous MVP of the series...led Miami in points, field goals made and attempted, free throws made and attempted, defensive and total rebounds, assists and minutes vs. OKC and tied for the team lead in offensive rebounds...recorded only the second triple-double in Miami postseason history in the series-clinching Game 5 on June 21 as he tallied 26 points, a postseason career-high tying 13 assists and 11 rebounds...in the **2011 Playoffs**, started all 21 games for the Heat and averaged 23.7 points (.466 FG%, .763 FT%), 8.4 rebounds, 5.9 assists, 1.67 steals, 1.19 blocks and 43.9 minutes...led Miami in minutes played, three-point field goals attempted, defensive rebounds, assists and steals and tied for the team lead in field goals attempted...topped Miami in scoring and rebounds eight times each, in minutes 18 times, in assists on 13 occasions and in blocks in six games...scored in double figures on 20 occasions, including 15 games with at least 20 points and five 30-point efforts...grabbed double-figure rebounds on seven occasions and handed out double-figure assists twice...posted eight double-doubles and one triple-double...averaged 24.2 points (.469 FG%, .820 FT%), 10.6 rebounds, 6.2 assists and 42.2 minutes in Miami's Opening Round series vs. Philadelphia and led the team in points, free throws made and attempted, defensive and total rebounds, assists and minutes...averaged 28.0 points (.472 FG%, .667 FT), 8.2 rebounds, 3.6 assists, 1.80 steals, 1.80 blocks and 44.6 minutes in the Eastern Conference Semifinals vs. Boston...led Miami in field goals attempted, three-point field goals made and attempted and minutes vs. Boston and tied for the team lead in field goals made and blocks...averaged 25.8 points (.447 FG%, .864 FT%), 7.8 rebounds, 6.5 assists, 2.40 steals, 1.80 blocks and 45.2 minutes in the Eastern Conference Finals vs. Chicago...led Miami in points, field goals attempted, three-point field goals made and attempted, free throws made and attempted, offensive and total rebounds, assists, steals and minutes in the conference finals and tied for the lead in field goals made...averaged 17.8 points (.478 FG%, .600 FT%), 7.2 rebounds, 6.8 assists, 1.67 steals and 43.7 minutes in the NBA Finals vs. Dallas...led Miami in defensive rebounds, assists, steals and minutes in the Finals...recorded the first triple-double in Heat postseason history with 17 points, 10 rebounds and 10 assists in Game 5 at Dallas on June 9...during the

2010 Playoffs, started all 11 games for the Cavs and averaged 29.1 points (.502 FG%, .733 FT%), 9.3 rebounds, 7.6 assists, 1.82 blocks, 1.73 steals and 41.8 minutes...led Cleveland in points, field goals made and attempted, three-point field goals made and attempted, free throws made and attempted, defensive and total rebounds, assists, steals, blocks and minutes...scored in double figures in all 11 contests, including nine games with at least 20 points, five games with 30-or-more points and one 40-point performance...grabbed double-figure rebounds four times and handed out double-figure assists twice...recorded four double-doubles and two triple-doubles...averaged 31.8 points (.567 FG%, .720 FT%), 9.2 rebounds, 8.2 assists, 2.40 blocks, 1.20 steals and 40.8 minutes in Cleveland's Opening Round series vs. Chicago...averaged 26.8 points (.447 FG%, .743 FT%), 9.3 rebounds, 7.2 assists, 2.17 steals, 1.33 blocks and 42.3 minutes in the Eastern Conference Semifinals vs. Boston...during the **2009 Playoffs**, started all 14 games for Cleveland and averaged 35.3 points (.510 FG%, .749 FT%), 9.1 rebounds, 7.3 assists, 1.64 steals and 41.4 minutes...led the NBA in scoring average...led the Cavs in points, scoring average, field goals made and attempted, field goal percentage, free throws made and attempted, defensive and total rebounds, assists and steals...scored at least 25 points in all 14 games, including nine games with at least 30 points and four 40-point performances...grabbed double-figure rebounds seven times, including a postseason career-high four consecutive games (Apr. 21-May 5)...handed out double-figure assists once...posted seven double-doubles and one triple-double...averaged 32.0 points (.506 FG%, .797 FT%), 11.3 rebounds, 7.5 assists, 1.50 steals and 40.8 minutes in Cleveland's Opening Round sweep of Detroit...his 11.3 rebounds per game average vs. Detroit is his high for a postseason series...averaged 33.8 points (.556 FG%, .696 FT%), 8.3 rebounds, 6.0 assists, 2.50 steals and 37.8 minutes in the Eastern Conference Semifinals sweep of Atlanta...averaged 38.5 points (.487 FG%, .745 FT%), 8.3 rebounds, 8.0 assists, 1.17 steals and 44.3 minutes in the Eastern Conference Finals vs. Orlando...the 38.5 points per game scoring average vs. Orlando is his personal high in a playoff series...scored a Cavs playoff franchise-record 49 points vs. Orlando in Game 1 on May 20...made the game-winning buzzer-beating shot in Game 2 vs. Orlando on May 22...recorded his lone triple-double of the 2009 postseason with 37 points, 14 rebounds and 12 assists in Game 5 vs. Orlando on May 28 becoming the first player to record at least each of those numbers in a postseason game since Oscar Robertson on Mar. 21, 1963...in the **2008 Playoffs**, started all 13 games for Cleveland and averaged 28.2 points (.411 FG%, .731 FT%), 7.8 rebounds, 7.6 assists, 1.77 steals, 1.31 blocks and 42.5 minutes...led the Cavs in points, scoring average, field goals made and attempted, three-point field goal attempts, free throws made and attempted, defensive and total rebounds, assists, steals, blocks and minutes...scored in double figures in all 13 games, including 12 games with at least 20 points, seven games with 30-or-more points and one 40-point performance...grabbed double-figure rebounds on four occasions and handed out double-figure assists three times...posted six double-doubles and one triple-double...averaged 29.8 points (.483 FG%, .701 FT%), 9.5 rebounds, 7.7 assists, 1.33 steals, 1.33 blocks and 41.3 minutes in the Opening Round series vs. Washington...averaged 26.7 points (.355 FG%, .756 FT%), 7.6 assists, 6.4 rebounds, 2.14 steals 1.29 blocks and 43.4 minutes in the Eastern Conference Semifinals vs. Boston...scored 45 points in Game 7 at Boston on May 18, the fourth highest individual point total scored in a Game 7 in NBA playoff history...during the **2007 Playoffs**, started all 20 games for the Cavs and averaged 25.1 points (.416 FG%, .755 FT%), 8.1 rebounds, 8.0 assists, 1.70 steals and 44.7 minutes...led the Cavs in points, scoring average, field goals made and attempted, three-point field goal attempts, free throws made and attempted, defensive rebounds, assists, steals and minutes...scored in double figures in all 20 games, including 16 games with at least 20 points, six games with 30-or-more points and one 40-point performance...grabbed double-figure rebounds four times and handed out double-figure assists on four occasions...set a franchise record for double-doubles in a playoff season with eight...averaged 27.8 points (.425 FG%, .813 FT%), 8.5 rebounds, 7.5 assists, 1.75 steals and 45.5 minutes in Cleveland's Opening Round sweep of Washington...averaged 24.7 points (.423 FG%, .754 FT%), 8.5 assists, 7.3 rebounds, 1.17 steals and 44.0 minutes in the Eastern Conference Semifinals vs. New Jersey...averaged 25.7 points (.449 FG%, .741 FT%), 9.2 rebounds, 8.5 assists, 2.67 steals and 46.2 minutes in the Eastern Conference Finals vs. Detroit...scored a then franchise-record 48 points on 18-33 shooting in Game 5 at Detroit on May 31...scored 29 of Cleveland's final 30 points in Game 5, including each of their last 25 points overall...averaged 22.0 points (.356 FG%, .690 FT%), 7.0 rebounds, 6.8 assists, 1.00 steals and 42.5 minutes in the NBA Finals vs. San Antonio...during the **2006 Playoffs**, started all 13 games for the Cavs and averaged 30.8 points (.476 FG%, .737 FT%), 8.1 rebounds, 5.8 assists, 1.38 steals and 46.5 minutes...led the Cavs in scoring, field goals made and attempted, three-point field goals made and attempted, free throws made and attempted, defensive and total rebounds, assists and minutes...scored at least 20 points in all 13 games, including eight games with 30-or-more points and a pair of 40-point efforts...grabbed double-figure rebounds four times and handed out double-figure assists twice...posted four double-doubles and a pair of triple-doubles...averaged 35.7 points (.510 FG%, .746 FT%), 7.5 rebounds, 5.7 assists, 1.33 steals and 47.2 minutes in Cleveland's Opening Round series vs. Washington...his scoring average against the Wizards was the third highest in NBA history for a player in his debut series trailing only Wilt Chamberlain (38.7 ppg in 1960) and Kareem Abdul-Jabbar (38.2 ppg in 1970)...recorded a triple-double with 32 points, 11 rebounds and 11 assists in Game 1 vs. Washington on Apr. 22 to become only the third player in NBA history to record a triple-double in his postseason debut joining Johnny McCarthy and Magic Johnson...became the first player in NBA history to score over 40 points in his first road playoff game with 41 points in Game 3 at Washington on Apr. 28...averaged 26.6 points (.442 FG%, .727 FT%), 8.6 rebounds, 6.0 assists, 1.43 steals and 46.0 minutes in Cleveland's Eastern Conference Semifinal series vs. Detroit.

JAMES HIGHS	2015-16 SEASON HIGHS	CAREER HIGHS	PLAYOFF HIGHS
Points	37 3 Times	61 vs. Charlotte 3/3/14	49 2 Times
Field Goals Made	15 @ Philadelphia 1/10/16	22 vs. Charlotte 3/3/14	20 vs. Orlando 5/20/09
Field Goals Attempted	29 @ New Orleans 12/4/15	36 @ Toronto 3/20/05	33 @ Golden State 6/4/15
Three Point Field Goals Made	5 @ Milwaukee 11/14/15	8 2 Times	7 @ Washington 4/30/06
Three Point FG Attempted	11 @ Milwaukee 11/14/15	13 3 Times	12 @ Washington 4/30/06
Free Throws Made	12 vs. Boston 2/5/16	24 @ Miami 3/12/06	18 2 Times
Free Throws Attempted	17 vs. Boston 2/5/16	28 @ Miami 3/12/06	24 2 Times
Offensive Rebounds	6 @ Utah 3/14/16	7 2 Times	8 vs. Atlanta 5/24/15
Defensive Rebounds	13 @ Atlanta 4/1/16	17 vs. New York 4/14/05	16 2 Times
Total Rebounds	16 @ Atlanta 4/1/16	19 vs. Charlotte 1/11/08	19 @ Boston 5/13/10
Assists	13 2 Times	16 vs. Sacramento 2/26/13	14 @ Chicago 5/8/15
Steals	4 3 Times	7 @ Memphis 12/13/04	6 vs. Indiana 5/15/12
Blocks	3 2 Times	5 2 Times	5 @ Boston 5/7/11
Minutes Played	45 2 Times	55 vs. Memphis 11/29/03	53 @ Washington 5/5/06

23 LEBRON JAMES

NBA REGULAR SEASON

TEAM	YEAR	GP	GS	MIN	MPG	TOTAL			3-POINT			FREE THROWS			REBOUNDS				AST	APG	PF	DQ	STL	SPG	BLK	BPG	PTS	PPG
						FGM	FGA	PCT	GM	GA	PCT	FTM	FTA	PCT	OFF	DEF	TOT	RPG										
CLE	03-04	79	79	3122	39.5	622	1492	.417	63	217	.290	347	460	.754	99	333	432	5.5	465	5.9	149	0	130	1.6	58	0.7	1654	20.9
CLE	04-05	80	80	3388	42.4	795	1684	.472	108	308	.351	477	636	.750	111	477	588	7.4	577	7.2	146	1	177	2.2	52	0.7	2175	27.2
CLE	05-06	79	79	3361	42.5	875	1823	.480	127	379	.335	601	814	.738	75	481	556	7.0	521	6.6	181	0	123	1.6	66	0.8	2478	31.4
CLE	06-07	78	78	3190	40.9	772	1621	.476	99	310	.319	489	701	.698	83	443	526	6.7	470	6.0	171	1	125	1.6	55	0.7	2132	27.3
CLE	07-08	75	74	3027	40.4	794	1642	.484	113	359	.315	549	771	.712	133	459	592	7.9	539	7.2	165	1	138	1.8	81	1.1	2250	30.0
CLE	08-09	81	81	3054	37.7	789	1613	.489	132	384	.344	594	762	.780	106	507	613	7.6	587	7.2	139	0	137	1.7	93	1.1	2304	28.4
CLE	09-10	76	76	2966	39.0	768	1528	.503	129	387	.333	593	773	.767	71	483	554	7.3	651	8.6	119	0	125	1.6	77	1.0	2258	29.7
MIA	10-11	79	79	3063	38.8	758	1485	.510	92	279	.330	503	663	.759	80	510	590	7.5	554	7.0	163	0	124	1.6	50	0.6	2111	26.7
MIA	11-12	62	62	2326	37.5	621	1169	.531	54	149	.362	387	502	.771	94	398	492	7.9	387	6.2	96	0	115	1.9	50	0.8	1683	27.1
MIA	12-13	76	76	2877	37.9	765	1354	.565	103	254	.406	403	535	.753	97	513	610	8.0	551	7.3	110	0	129	1.7	67	0.9	2036	26.8
MIA	13-14	77	77	2902	37.7	767	1353	.567	116	306	.379	439	585	.750	81	452	533	6.9	488	6.3	126	1	121	1.6	26	0.3	2089	27.1
CLE	14-15	69	69	2493	36.1	624	1279	.488	120	339	.354	375	528	.710	51	365	416	6.0	511	7.4	135	0	109	1.6	49	0.7	1743	25.3
CLE	15-16	76	76	2709	35.6	737	1416	.520	87	282	.309	359	491	.731	111	454	565	6.8	514	7.4	143	0	104	1.4	49	0.6	1920	25.3
TOTAL		987	986	38478	39.0	9687	19459	.498	1343	3953	.340	6116	8221	.744	1192	5875	7067	7.2	6815	6.9	1843	4	1657	1.7	773	0.8	26833	27.2

NBA PLAYOFFS

TEAM	YEAR	GP	GS	MIN	MPG	TOTAL			3-POINT			FREE THROWS			REBOUNDS				AST	APG	PF	DQ	STL	SPG	BLK	BPG	PTS	PPG
						FGM	FGA	PCT	GM	GA	PCT	FTM	FTA	PCT	OFF	DEF	TOT	RPG										
CLE	05-06	13	13	604	46.5	146	307	.476	21	63	.333	87	118	.737	22	83	105	8.1	76	5.8	44	0	18	1.4	9	0.7	400	30.8
CLE	06-07	20	20	893	44.7	166	399	.416	21	75	.280	148	196	.755	26	135	161	8.1	159	8.0	40	0	34	1.7	10	0.5	501	25.1
CLE	07-08	13	13	552	42.5	113	275	.411	18	70	.257	122	167	.731	16	86	102	7.8	99	7.6	33	0	23	1.8	17	1.3	366	28.2
CLE	08-09	14	14	580	41.4	159	312	.510	27	81	.333	149	199	.749	19	109	128	9.1	102	7.3	30	0	23	1.6	12	0.9	494	35.3
CLE	09-10	11	11	460	41.8	106	211	.502	20	50	.400	88	120	.733	15	87	102	9.3	84	7.6	23	0	19	1.7	20	1.8	320	29.1
MIA	10-11	21	21	922	43.9	174	373	.466	30	85	.353	119	156	.763	34	142	176	8.4	123	5.9	56	0	35	1.7	25	1.2	497	23.7
MIA	11-12	23	23	983	42.7	251	502	.500	22	85	.259	173	234	.739	54	170	224	9.7	129	5.6	47	1	43	1.9	16	0.7	697	30.3
MIA	12-13	23	23	960	41.7	212	432	.491	36	96	.375	136	175	.777	37	156	193	8.4	152	6.6	43	1	41	1.8	18	0.8	596	25.9
MIA	13-14	20	20	763	38.2	192	340	.565	35	86	.407	129	160	.806	14	127	141	7.1	95	4.8	46	0	36	1.8	11	0.6	548	27.4
CLE	14-15	20	20	844	42.2	227	544	.417	25	110	.227	122	167	.731	37	189	226	11.3	169	8.5	58	0	33	1.7	21	1.1	601	30.1
TOTAL		178	178	7561	42.5	1746	3695	.473	255	801	.318	1273	1692	.752	274	1284	1558	8.8	1188	6.7	420	2	305	1.7	159	0.9	5020	28.2

LEBRON JAMES GAME-BY-GAME STATS

DATE	TM	@	OPP	WL	O	P	G	GS	MIN	FG	FGA	FG%	FG3	FG3A	FG3%	FT	FTA	FT%	OREB	DREB	REB	AST	PF	DQ	STL	TO	BLK	PTS	PPG	
10/27/2015	CLE	@	CHI	.L	-	F	1	1	36	12	22	.545	1	5	.200	0	3	.000	0	10	10	5	3	0	1	1	0	25	25.0	
10/28/2015	CLE	@	MEM	W.	-	F	2	2	31	4	13	.308	0	3	.000	4	8	.500	1	6	7	5	1	0	3	3	0	12	18.5	
10/30/2015	CLE	v	MIA	W.	-	F	3	3	34	13	19	.684	0	2	.000	3	5	.600	2	3	5	4	3	0	1	4	0	29	22.0	
11/02/2015	CLE	@	PHI	W.	-	F	4	4	33	9	19	.474	0	3	.000	4	4	1.000	0	9	9	11	3	0	4	3	2	22	22.0	
11/04/2015	CLE	v	NY	W.	-	F	5	5	35	9	23	.391	1	5	.200	4	7	.571	2	3	5	3	1	0	4	3	1	23	22.2	
11/06/2015	CLE	v	PHI	W.	-	F	6	6	36	12	22	.545	3	5	.600	4	6	.667	0	4	4	13	1	0	2	2	0	31	23.7	
11/08/2015	CLE	v	IND	W.	-	F	7	7	35	10	23	.435	0	3	.000	9	14	.643	0	6	6	4	0	0	0	2	0	29	24.4	
11/10/2015	CLE	v	UTA	W.	-	F	8	8	38	11	19	.579	1	3	.333	8	12	.667	3	4	7	8	2	0	2	5	0	31	25.3	
11/13/2015	CLE	@	NY	W.	-	F	9	9	39	12	21	.571	0	2	.000	7	10	.700	0	3	3	6	4	0	2	3	1	31	25.9	
11/14/2015	CLE	@	MIL	.L	2	F	10	10	45	13	27	.481	5	11	.455	6	12	.500	4	8	12	5	3	0	1	7	3	37	27.0	
11/17/2015	CLE	@	DET	.L	-	F	11	11	40	11	21	.524	4	7	.571	4	5	.800	0	6	6	3	3	0	0	4	0	30	27.3	
11/19/2015	CLE	v	MIL	W.	-	F	12	12	35	9	13	.692	1	1	1.000	8	9	.889	3	6	9	6	3	0	0	4	0	27	27.3	
11/21/2015	CLE	v	ATL	W.	-	F	13	13	33	8	15	.533	1	2	.500	2	2	1.000	2	9	11	8	1	0	0	3	2	19	26.6	
11/23/2015	CLE	v	ORL	W.	-	F	14	14	35	7	14	.500	0	2	.000	1	5	.200	0	6	6	13	0	0	1	2	0	15	25.8	
11/25/2015	CLE	@	TOR	.L	-	F	15	15	40	6	16	.375	1	5	.200	11	12	.917	2	4	6	8	1	0	0	2	0	24	25.7	
11/27/2015	CLE	@	CHA	W.	-	F	16	16	38	8	20	.400	2	5	.400	7	9	.778	2	11	13	5	2	0	0	3	0	25	25.6	
11/28/2015	CLE	v	BRK	W.	-	F	17	17	36	10	22	.455	1	6	.167	5	6	.833	2	7	9	5	0	0	1	2	0	26	25.6	
12/01/2015	CLE	v	WAS	.L	-	F	18	18	37	8	20	.400	0	3	.000	8	8	1.000	4	9	13	4	3	0	1	9	1	24	25.6	
12/04/2015	CLE	@	NO	.L	1	F	19	19	45	13	29	.448	1	5	.200	10	11	.909	2	5	7	8	4	0	1	5	1	37	26.2	
12/05/2015	CLE	@	MIA	.L	-	DNP																								
12/08/2015	CLE	v	POR	W.	-	F	20	20	40	14	24	.583	1	3	.333	4	4	1.000	1	9	10	3	3	0	2	2	3	33	26.5	
12/11/2015	CLE	@	ORL	W.	-	F	21	21	29	10	15	.667	0	1	.000	5	8	.625	0	3	3	8	0	0	4	4	0	25	26.4	
12/15/2015	CLE	@	BOS	W.	-	F	22	22	36	10	20	.500	0	3	.000	4	4	1.000	1	6	7	3	3	0	2	6	1	24	26.3	
12/17/2015	CLE	v	OKC	W.	-	F	23	23	40	12	27	.444	2	5	.400	7	8	.875	2	7	9	11	2	0	2	7	0	33	26.6	
12/20/2015	CLE	v	PHI	W.	-	F	24	24	25	10	17	.588	0	3	.000	3	4	.750	0	5	5	4	0	0	3	2	1	23	26.5	
12/23/2015	CLE	v	NY	W.	-	F	25	25	38	9	22	.409	0	3	.000	6	7	.857	1	8	9	5	2	0	0	1	0	24	26.4	
12/25/2015	CLE	@	GS	.L	-	F	26	26	39	10	26	.385	1	5	.200	4	9	.444	2	7	9	2	0	0	1	4	2	25	26.3	
12/26/2015	CLE	@	POR	.L	-	F	27	27	26	4	13	.308	0	3	.000	4	5	.800	0	4	4	5	2	0	0	3	0	12	25.8	
12/28/2015	CLE	@	PHO	W.	-	F	28	28	35	4	10	.400	1	5	.200	5	9	.556	0	4	4	7	3	0	2	2	1	14	25.4	
12/29/2015	CLE	@	DEN	W.	-	F	29	29	34	13	24	.542	1	3	.333	7	8	.875	3	3	6	2	2	0	2	5	1	34	25.7	
01/02/2016	CLE	v	ORL	W.	-	F	30	30	29	11	18	.611	4	7	.571	3	4	.750	0	5	5	3	2	0	2	0	0	29	25.8	
01/04/2016	CLE	v	TOR	W.	-	F	31	31	31	7	11	.636	1	2	.500	5	8	.625	0	2	2	7	1	0	3	2	0	20	25.6	
01/06/2016	CLE	@	WAS	W.	-	F	32	32	40	12	22	.545	4	9	.444	6	8	.750	0	10	10	4	3	0	1	2	1	34	25.8	
01/08/2016	CLE	@	MIN	W.	-	F	33	33	32	5	12	.417	0	4	.000	3	4	.750	0	12	12	8	1	0	1	3	2	13	25.5	
01/10/2016	CLE	@	PHI	W.	-	F	34	34	37	15	22	.682	3	5	.600	4	6	.667	0	7	7	9	1	0	2	2	0	37	25.8	
01/12/2016	CLE	@	DAL	W.	1	F	35	35	42	9	17	.529	3	6	.500	6	8	.750	3	7	10	7	2	0	2	4	0	27	25.8	
01/14/2016	CLE	@	SA	.L	-	F	36	36	37	9	17	.529	1	3	.333	3	4	.750	2	5	7	5	4	0	0	4	0	22	25.7	
01/15/2016	CLE	@	HOU	W.	-	F	37	37	36	7	14	.500	1	2	.500	4	6	.667	2	5	7	7	1	0	0	4	2	19	25.5	
01/18/2016	CLE	v	GS	.L	-	F	38	38	33	7	16	.438	0	3	.000	2	2	1.000	1	4	5	5	1	0	1	3	1	16	25.3	
01/20/2016	CLE	@	BRK	W.	-	F	39	39	29	7	12	.583	1	1	1.000	2	4	.500	0	1	1	5	1	0	1	4	1	17	25.1	
01/21/2016	CLE	v	LAC	W.	-	F	40	40	35	9	17	.529	1	4	.250	3	5	.600	1	4	5	12	4	0	0	0	0	22	25.0	
01/23/2016	CLE	v	CHI	.L	-	F	41	41	40	11	27	.407	0	5	.000	4	7	.571	3	10	13	9	3	0	2	1	1	26	25.0	
01/25/2016	CLE	v	MIN	W.	-	F	42	42	38	11	15	.733	1	1	1.000	2	3	.667	0	4	4	9	2	0	1	5	1	25	25.0	
01/27/2016	CLE	v	PHO	W.	-	F	43	43	31	7	8	.875	0	1	.000	7	7	1.000	0	3	3	9	2	0	0	2	0	21	24.9	
01/29/2016	CLE	@	DET	W.	-	F	44	44	36	7	16	.438	0	2	.000	6	7	.857	1	8	9	8	3	0	1	1	0	20	24.8	
01/30/2016	CLE	v	SA	W.	-	F	45	45	34	10	17	.588	0	2	.000	9	11	.818	1	4	5	7	2	0	2	2	2	29	24.9	
02/01/2016	CLE	@	IND	W.	1	F	46	46	44	9	22	.409	0	5	.000	6	10	.600	2	10	12	6	2	0	2	1	1	24	24.9	
02/03/2016	CLE	@	CHA	.L	-	F	47	47	39	10	21	.476	0	3	.000	3	5	.600	0	6	6	6	1	0	1	1	2	23	24.9	
02/05/2016	CLE	v	BOS	.L	-	F	48	48	38	9	23	.391	0	5	.000	12	17	.706	3	4	7	4	2	0	2	6	1	30	25.0	
02/06/2016	CLE	v	NO	W.	-	F	49	49	37	11	20	.550	2	5	.400	3	3	1.000	0	3	3	8	2	0	1	2	0	27	25.0	
02/08/2016	CLE	v	SAC	W.	-	F	50	50	31	8	16	.500	1	2	.500	4	5	.800	1	9	10	10	1	0	2	4	1	21	24.9	
02/10/2016	CLE	v	LAL	W.	-	F	51	51	37	12	22	.545	3	6	.500	2	5	.400	1	6	7	11	1	0	1	1	0	29	25.0	
02/18/2016	CLE	v	CHI	W.	-	F	52	52	35	11	19	.579	0	2	.000	3	3	1.000	2	7	9	9	3	0	0	2	1	25	25.0	
02/21/2016	CLE	@	OKC	W.	-	F	53	53	38	11	22	.500	2	5	.400	1	1	1.000	3	4	7	11	3	0	3	5	0	25	25.0	
02/22/2016	CLE	v	DET	.L	-	F	54	54	38	5	18	.278	0	4	.000	2	2	1.000	1	7	8	5	2	0	3	6	0	12	24.8	
02/24/2016	CLE	v	CHA	W.	-	F	55	55	30	8	13	.615	2	4	.500	5	8	.625	1	6	7	7	1	0	2	2	0	23	24.7	
02/26/2016	CLE	@	TOR	.L	-	F	56	56	40	9	18	.500	2	4	.500	5	9	.556	1	7	8	7	2	0	1	6	0	25	24.7	
02/28/2016	CLE	@	WAS	.L	-	DNP																								
02/29/2016	CLE	v	IND	W.	-	F	57	57	37	14	22	.636	2	4	.500	3	5	.600	0	5	5	4	2	0	2	5	0	33	24.9	
03/04/2016	CLE	v	WAS	W.	-	F	58	58	30	7	18	.389	1	4</																

24 RICHARD JEFFERSON

Forward 6-7, 233 lbs 6/21/80 Arizona

Years Pro: 15

DRAFTED: By the Houston Rockets in the first round (13th overall pick) in the 2001 NBA Draft.

ACQUIRED: Signed as a free agent on August 5, 2015.



2015-16 SEASON:

- Played in 74 games (five starts) with Cleveland
- Averaged 5.5 points on .458 shooting and 1.7 rebounds in 17.7 minutes
- Shot .382 from the three-point line
- Knocked down two three-pointers in 17 games, including seven games with at least three
- Scored in double figures 15 times
- Delivered 17 points on 7-11 (.636) shooting, including a perfect 3-3 from the three-point line, to go along with two assists and one rebound in 29 minutes off the bench versus Philadelphia on Nov. 6
- Contributed 16 points, three rebounds, two assists and a steal in 38 minutes against Miami on Dec. 5
- Dished out a season-high four assists at Minnesota on Jan. 8
- Blocked a career-high tying four shots on Dec. 28 at Phoenix; the only other time Jefferson swatted the ball four times was on Jan. 10, 2002 against the L.A. Clippers
- Pulled down a season-high tying six rebounds, to go along with 15 points on 4-5 (.800) shooting, including a 3-4 (.750) clip from beyond the arc, and one steal in 25 minutes at Oklahoma City on Feb. 21
- Shot a season-high 7-7 (1.000) from the free throw line and tallied 10 points and five rebounds at Washington on Feb. 28
- Poured in a season-high 20 points on 7-10 (.700) shooting from the floor, including a 3-4 (.750) mark from deep, four rebounds and one steal in 29 minutes at Miami on March 19
- Led or tied for the team lead in steals nine times, blocks four times, rebounds once and points once
- Was a DNP-CD eight times

PLAYOFF CAREER: Holds playoff career averages of 12.8 points on .470 shooting from the field, 4.8 rebounds and 2.1 assists in 31.2 minutes in 105 games (73 starts)...made two trips to the NBA Finals with the Nets (2002 vs. the Lakers and 2003 vs. the Spurs)...in four games (two starts) for Dallas in the **2015 PLAYOFFS**, averaged 3.8 points in 12.8 minutes...during the **2013 PLAYOFFS**, appeared in seven playoff games with Golden State and averaged 1.9 points and 1.0 rebound in 5.6 minutes...in the **2011 PLAYOFFS** with the Spurs, averaged 6.5 points, 4.2 rebounds and 29.3 minutes in six games (all starts)...tallied 16 points (5-8 FGs) in a Game 2 win vs. Memphis on April 20...in the **2010 PLAYOFFS**, averaged 9.4 points, 5.3 rebounds and 33.4 minutes in 10 games (all starts) with the Spurs...had 19 points and seven rebounds in a Game 2 victory at Dallas on April 21...in the **2007 PLAYOFFS**, averaged 19.7 points and 5.6 rebounds in 12 games (all starts) while helping lead the Nets to the Eastern Conference Semifinals...had six games with 20+ points, including a 28-point, five-rebound performance in Game 1 of the first round series at Toronto on April 21...during the **2006 PLAYOFFS**, averaged a playoff career-high 22.2 points in 11 games (11 starts)...posted two games with 30+ points and five games with 20+ points...in the **2005 PLAYOFFS**, appeared in four playoff games (one start), averaging 15.5 points, 5.5 rebounds, 2.3 assists and 35.0 minutes...in the **2004 PLAYOFFS**, averaged 19.8 points, 6.3 rebounds, 3.8 assists and a postseason career-high 41.8 minutes in 11 games (11 starts) for the Nets...playoff-high 31 points to go with 11 rebounds in a Game 5 win at Detroit on May 14...in the **2003 PLAYOFFS**, played in 20 playoff games (all starts), helping the Nets advance to their 2nd straight NBA Finals...averaged 14.1 points, 6.4 rebounds and 2.4 assists...recorded a double-double with 18 points and 10 rebounds in a Game 4 Finals win vs. San Antonio on June 11...as a rookie during the **2002 PLAYOFFS**, saw action in 20 playoff games...key reserve who averaged 7.0 points, 4.6 rebounds and 22.1 minutes as the New Jersey Nets earned a trip to the NBA Finals where they eventually were defeated by the Los Angeles Lakers.

24 RICHARD JEFFERSON

JEFFERSON HIGHS	2015-16 SEASON HIGHS	CAREER HIGHS	PLAYOFF HIGHS
Points	20 @ Miami 3/19/16	42 vs. Cleveland 12/22/04	33 @ Miami 5/16/06
Field Goals Made	7 2 Times	16 @ New York 3/28/03	13 @ Miami 5/16/06
Field Goals Attempted	18 @ Miami 12/5/15	27 vs. Charlotte 1/4/08	22 @ Miami 5/16/06
Three Point Field Goals Made	3 7 Times	6 vs. Washington 4/7/07	3 3 Times
Three Point FG Attempted	7 @ Miami 12/5/15	9 3 Times	6 vs. Memphis 4/20/11
Free Throws Made	7 @ Washington 2/28/16	16 vs. Cleveland 12/22/04	13 2 Times
Free Throws Attempted	9 @ Miami 12/5/15	19 2 Times	18 @ Detroit 5/14/04
Offensive Rebounds	2 3 Times	6 5 Times	5 vs. Detroit 5/22/03
Defensive Rebounds	6 @ Oklahoma City 2/21/16	18 @ Chicago 11/5/04	12 vs. Milwaukee 4/29/03
Total Rebounds	6 2 Times	21 @ Chicago 11/5/04	16 vs. Milwaukee 4/29/03
Assists	4 @ Minnesota 1/8/16	12 2 Times	10 @ New York 4/22/04
Steals	2 5 Times	5 2 Times	4 2 Times
Blocks	4 @ Phoenix 12/28/15	4 2 Times	4 vs. Charlotte 5/7/02
Minutes Played	39 @ Milwaukee 11/14/15	57 @ Chicago 11/5/04	53 @ Detroit 5/14/04

NBA REGULAR SEASON

TEAM	YEAR	GP	GS	MIN	MPG	TOTAL			3-POINT			FREE THROWS			REBOUNDS				AST	APG	PF	DQ	STL	SPG	BLK	BPG	PTS	PPG
						FGM	FGA	PCT	GM	GA	PCT	FTM	FTA	PCT	OFF	DEF	TOT	RPG										
NJ	01-02	79	9	1917	24.3	270	591	.457	13	56	.232	189	265	.713	85	208	293	3.7	140	1.8	211	5	64	0.8	48	0.6	742	9.4
NJ	02-03	80	80	2879	36.0	456	911	.501	6	24	.250	324	436	.743	150	364	514	6.4	201	2.5	216	1	80	1.0	44	0.6	1242	15.5
NJ	03-04	82	82	3133	38.2	555	1115	.498	48	132	.364	357	468	.763	109	355	464	5.7	315	3.8	224	1	92	1.1	28	0.3	1515	18.5
NJ	04-05	33	33	1355	41.1	238	564	.422	30	89	.337	227	269	.844	49	191	240	7.3	133	4.0	109	1	33	1.0	17	0.5	733	22.2
NJ	05-06	78	78	3059	39.2	495	1005	.493	60	188	.319	471	580	.812	95	439	534	6.8	297	3.8	193	1	59	0.8	17	0.2	1521	19.5
NJ	06-07	55	53	1956	35.6	303	665	.456	52	145	.359	239	326	.733	48	192	240	4.4	148	2.7	123	0	34	0.6	8	0.1	897	16.3
NJ	07-08	82	82	3200	39.0	619	1328	.466	77	213	.362	542	679	.798	93	249	342	4.2	252	3.1	225	2	76	0.9	21	0.3	1857	22.6
MIL	08-09	82	82	2939	35.8	537	1222	.439	116	292	.397	417	518	.805	57	317	374	4.6	199	2.4	252	0	66	0.8	14	0.2	1607	19.6
SAS	09-10	81	70	2520	31.1	362	775	.467	59	187	.316	211	287	.735	58	298	356	4.4	158	2.0	178	0	45	0.6	40	0.5	994	12.3
SAS	10-11	81	81	2459	30.4	304	642	.474	135	307	.440	148	195	.759	54	256	310	3.8	107	1.3	164	0	38	0.5	34	0.4	891	11.0
SAS/GSW	11-12	63	44	1748	27.7	203	488	.416	113	269	.420	59	85	.694	26	193	219	3.5	88	1.4	121	0	37	0.6	19	0.3	578	9.2
GSW	12-13	56	1	568	10.1	62	136	.456	14	45	.311	38	53	.717	5	79	84	1.5	31	0.6	45	0	14	0.3	7	0.1	176	3.1
UTA	13-14	82	78	2213	27.0	294	654	.450	123	301	.409	120	162	.741	18	201	219	2.7	130	1.6	168	0	56	0.7	14	0.2	831	10.1
DAL	14-15	74	18	1244	16.8	144	324	.444	66	155	.426	78	114	.684	25	158	183	2.5	61	0.8	115	0	32	0.4	11	0.1	432	5.8
CLE	15-16	74	5	1326	17.9	143	312	.458	66	173	.382	58	87	.667	15	113	128	1.7	59	0.8	129	0	33	0.4	14	0.2	410	5.5
TOTAL		1082	796	32516	30.1	4985	10732	.464	978	2576	.380	3478	4524	.769	887	3613	4500	4.2	2319	2.1	2473	11	759	0.7	336	0.3	14426	13.3

NBA PLAYOFFS

TEAM	YEAR	GP	GS	MIN	MPG	TOTAL			3-POINT			FREE THROWS			REBOUNDS				AST	APG	PF	DQ	STL	SPG	BLK	BPG	PTS	PPG
						FGM	FGA	PCT	GM	GA	PCT	FTM	FTA	PCT	OFF	DEF	TOT	RPG										
NJ	01-02	20	0	441	22.1	53	114	.465	0	2	.000	33	60	.550	16	76	92	4.6	25	1.3	40	0	11	0.6	9	0.5	139	7.0
NJ	02-03	20	20	711	35.6	110	231	.476	0	3	.000	61	85	.718	29	98	127	6.4	47	2.4	67	0	16	0.8	4	0.2	281	14.1
NJ	03-04	11	11	460	41.8	66	158	.418	9	33	.273	77	108	.713	14	55	69	6.3	42	3.8	35	0	14	1.3	8	0.7	218	19.8
NJ	04-05	4	1	140	35.0	20	50	.400	2	10	.200	21	31	.677	8	14	22	5.5	9	2.3	14	0	3	0.8	0	0.0	63	15.8
NJ	05-06	11	11	437	39.7	90	165	.545	12	29	.414	52	63	.825	7	38	45	4.1	45	4.1	32	0	10	0.9	4	0.4	244	22.2
NJ	06-07	12	12	489	40.8	81	168	.482	13	40	.325	61	66	.924	4	63	67	5.6	27	2.3	24	0	9	0.8	5	0.4	236	19.7
SAS	09-10	10	10	334	33.4	34	70	.486	1	5	.200	25	33	.758	8	45	53	5.3	18	1.8	20	0	6	0.6	6	0.6	94	9.4
SAS	10-11	6	6	176	29.3	12	31	.387	6	17	.353	9	11	.818	2	23	25	4.2	5	0.8	13	0	3	0.5	3	0.5	39	6.5
GSW	12-13	7	0	39	5.6	4	9	.444	2	3	.667	3	9	.333	2	5	7	1.0	1	0.1	5	0	1	0.1	1	0.1	13	1.9
DAL	14-15	4	2	51	12.8	5	14	.357	3	8	.375	2	2	1.000	0	2	2	0.5	1	0.3	9	0	2	0.5	0	0.0	15	3.8
TOTAL		105	73	3278	31.2	475	1010	.470	48	150	.320	344	468	.735	90	419	509	4.8	220	2.1	259	0	75	0.7	40	0.4	1342	12.8

RICHARD JEFFERSON GAME-BY-GAME STATS

DATE	TM	@	OPP	WL	O	P	G	GS	MIN	FG	FGA	FG%	FG3	FG3A	FG3%	FT	FTA	FT%	OREB	DREB	REB	AST	PF	DQ	STL	TO	BLK	PTS	PPG
10/27/2015	CLE	@	CHI	.L	-	-	1	0	17	4	7	.571	2	4	.500	0	0	---	0	0	0	1	3	0	1	1	0	10	10.0
10/28/2015	CLE	@	MEM	W.	-	-	2	0	18	5	6	.833	3	3	1.000	1	1	1.000	0	3	3	0	3	0	0	2	0	14	12.0
10/30/2015	CLE	v	MIA	W.	-	-	3	0	24	2	7	.286	1	3	.333	0	0	---	0	0	0	0	1	0	1	3	0	5	9.7
11/02/2015	CLE	@	PHI	W.	-	-	4	0	22	2	4	.500	1	2	.500	2	2	1.000	0	1	1	0	2	0	0	0	0	7	9.0
11/04/2015	CLE	v	NY	W.	-	G	5	1	35	2	6	.333	1	5	.200	4	6	.667	0	4	4	3	2	0	0	1	0	9	9.0
11/06/2015	CLE	v	PHI	W.	-	-	6	1	29	7	11	.636	3	3	1.000	0	0	---	0	1	1	2	3	0	0	2	0	17	10.3
11/08/2015	CLE	v	IND	W.	-	G	7	2	30	2	6	.333	1	3	.333	0	0	---	1	0	1	1	4	0	2	1	0	5	9.6
11/10/2015	CLE	v	UTA	W.	-	-	8	2	26	2	6	.333	0	3	.000	3	6	.500	0	2	2	1	3	0	1	0	1	7	9.3
11/13/2015	CLE	@	NY	W.	-	-	9	2	19	0	2	.000	0	2	.000	0	0	---	0	1	1	0	3	0	1	0	0	0	8.2
11/14/2015	CLE	@	MIL	.L	2	-	10	2	39	5	10	.500	3	6	.500	1	3	.333	1	2	3	0	4	0	1	1	0	14	8.8
11/17/2015	CLE	@	DET	.L	-	-	11	2	16	0	3	.000	0	2	.000	0	0	---	0	1	1	1	1	0	0	1	0	0	8.0
11/19/2015	CLE	v	MIL	W.	-	-	12	2	16	1	5	.200	0	1	.000	0	0	---	0	0	0	1	3	0	1	1	1	2	7.5
11/21/2015	CLE	v	ATL	W.	-	-	13	2	24	4	6	.667	0	2	.000	0	0	---	0	1	1	3	2	0	0	1	1	8	7.5
11/23/2015	CLE	v	ORL	W.	-	-	14	2	19	3	5	.600	0	0	---	1	1	1.000	0	1	1	2	1	0	0	1	0	7	7.5
11/25/2015	CLE	@	TOR	.L	-	-	15	2	16	2	5	.400	0	1	.000	0	0	---	0	2	2	0	1	0	0	0	0	4	7.3
11/27/2015	CLE	@	CHA	W.	-	-	16	2	30	4	8	.500	2	5	.400	3	6	.500	0	1	1	1	2	0	0	1	0	13	7.6
11/28/2015	CLE	v	BRK	W.	-	-	17	2	18	0	2	.000	0	1	.000	0	0	---	0	1	1	1	0	0	1	0	2	0	7.2
12/01/2015	CLE	v	WAS	.L	-	-	18	2	16	2	6	.333	1	4	.250	0	0	---	1	1	2	3	1	0	1	0	0	5	7.1
12/04/2015	CLE	@	NO	.L	1	-	19	2	14	0	1	.000	0	0	---	0	0	---	2	2	4	0	4	0	2	0	0	0	6.7
12/05/2015	CLE	@	MIA	.L	-	F	20	3	38	6	18	.333	0	7	.000	4	9	.444	0	3	3	2	2	0	1	1	0	16	7.2
12/08/2015	CLE	v	POR	W.	-	-	21	3	20	3	6	.500	1	3	.333	0	0	---	0	0	0	2	2	0	0	0	0	7	7.1
12/11/2015	CLE	@	ORL	W.	-	-	22	3	13	1	1	1.000	1	1	1.000	0	0	---	0	3	3	0	1	0	2	3	0	3	7.0
12/15/2015	CLE	@	BOS	W.	-	-	23	3	21	2	3	.667	1	1	1.000	0	0	---	0	1	1	1	0	0	0	1	0	5	6.9
12/17/2015	CLE	v	OKC	W.	-	-	24	3	32	5	9	.556	3	6	.500	0	0	---	0	2	2	1	2	0	0	1	0	13	7.1
12/20/2015	CLE	v	PHI	W.	-	-	25	3	23	3	6	.500	3	5	.600	0	0	---	0	1	1	1	3	0	0	0	0	9	7.2
12/23/2015	CLE	v	NY	W.	-	-	26	3	4	0	0	---	0	0	---	0	0	---	0	1	1	0	0	0	0	0	0	0	6.9
12/25/2015	CLE	@	GS	.L	-	DNP																							
12/26/2015	CLE	@	POR	.L	-	-	27	3	26	3	6	.500	2	4	.500	2	2	1.000	0	2	2	0	3	0	1	1	0	10	7.0
12/28/2015	CLE	@	PHO	W.	-	-	28	3	19	2	4	.500	2	4	.500	1	2	.500	0	1	1	0	1	0	1	1	4	7	7.0
12/29/2015	CLE	@	DEN	W.	-	-	29	3	13	0	1	.000	0	1	.000	0	0	---	0	0	0	0	1	0	0	0	1	0	6.8
01/02/2016	CLE	v	ORL	W.	-	-	30	3	19	2	5	.400	2	4	.500	0	3	.000	0	0	0	1	3	0	1	0	0	6	6.8
01/04/2016	CLE	v	TOR	W.	-	-	31	3	5	0	1	.000	0	0	---	0	0	---	0	0	0	0	1	0	0	0	0	0	6.5
01/06/2016	CLE	@	WAS	W.	-	-	32	3	5	0	0	---	0	0	---	0	0	---	0	2	2	0	1	0	0	0	0	0	6.3
01/08/2016	CLE	@	MIN	W.	-	-	33	3	16	0	1	.000	0	1	.000	2	2	1.000	0	0	0	4	4	0	1	1	0	2	6.2
01/10/2016	CLE	@	PHI	W.	-	-	34	3	13	1	2	.500	0	0	---	1	1	1.000	0	1	1	0	1	0	0	0	0	3	6.1
01/12/2016	CLE	@	DAL	W.	1	-	35	3	13	1	4	.250	0	2	.000	0	0	---	0	3	3	1	2	0	0	0	0	2	6.0
01/14/2016	CLE	@	SA	.L	-	-	36	3	11	0	3	.000	0	2	.000	0	0	---	1	1	2	0	0	0	0	0	1	0	5.8
01/15/2016	CLE	@	HOU	W.	-	-	37	3	12	1	2	.500	1	2	.500	1	2	.500	1	1	2	0	2	0	0	0	0	4	5.8
01/18/2016	CLE	v	GS	.L	-	-	38	3	18	1	1	1.000	1	1	1.000	3	4	.750	0	3	3	0	1	0	0	1	1	6	5.8
01/20/2016	CLE	@	BRK	W.	-	-	39	3	10	1	2	.500	1	2	.500	0	0	---	0	0	0	0	1	0	0	0	0	3	5.7
01/21/2016	CLE	v	LAC	W.	-	-	DNP																						
01/23/2016	CLE	v	CHI	.L	-	-	DNP																						
01/25/2016	CLE	v	MIN	W.	-	-	DNP																						
01/27/2016	CLE	v	PHO	W.	-	-	40	3	23	4	4	1.000	2	2	1.000	4	5	.800	0	0	0	0	3	2	0	0	0	14	5.9
01/29/2016	CLE	@	DET	W.	-	-	41	3	12	0	2	.000	0	2	.000	0	0	---	0	0	0	0	4	0	1	0	0	0	5.8
01/30/2016	CLE	v	SA	W.	-	-	42	3	13	1	2	.500	1	1	1.000	0	0	---	0	3	3	1	2	0	0	0	0	3	5.7
02/01/2016	CLE	@	IND	W.	1	-	43	3	9	0	0	---	0	0	---	0	0	---	0	0	0	1	1	0	0	0	0	0	5.6
02/03/2016	CLE	@	CHA	.L	-	-	44	3	9	1	1	1.000	1	1	1.000	0	0	---	0	1	1	1	1	0	0	0	0	3	5.5
02/05/2016	CLE	v	BOS	.L	-	-	45	3	19	3	6	.500	0	2	.000	1	3	.333	2	3	5	2	4	0	0	1	0	7	5.6
02/06/2016	CLE	v	NO	W.	-	-	46	3	10	1	4	.250	1	3	.333	0	0	---	0	2	2	0	1	0	0	0	0	3	5.5
02/08/2016	CLE	v	SAC	W.	-	-	47	3	17	4	6	.667	2	4	.500	0	0	---	1	3	4	0	1	0	1	1	0	10	5.6
02/10/2016	CLE	v	LAL	W.	-	-	48	3	15	2	3	.667	2	3	.667	0	0	---	0	1	1	0	0	0	0	0	0	6	5.6
02/18/2016	CLE	v	CHI	W.	-	-	49	3	14	2	4	.500	1	3	.333	0	0	---	0	1	1	0	2	0	1	1	0	5	5.6
02/21/2016	CLE	@	OKC	W.	-	-	50	3	25	4	5	.800	3	4	.750	4	4	1.000	0	6	6	0	3	0	1	0	0	15	5.8
02/22/2016	CLE	v	DET	.L	-	-	51	3	15	1	2	.500	0	1	.000	0	0	---	0	2	2	2	1	0	1	0	0	2	5.7
02/24/2016	CLE	v	CHA	W.	-	-	52	3	20	3	5	.600	1	1	1.000	0	0	---	0	0	0	0	1	0	0	0	0	7	5.7
02/26/2016	CLE	@	TOR	.L	-	-	53	3	8	2	2	1.000	2	2	1.000	0	0	---	0	0	0	0	1	0	0	1	0	6	5.7
02/28/2016	CLE	@	WAS	.L	-	F	54	4	33	1	3	.333	1	3	.333	7	7	1.000	0	5	5	1	2	0	0	0	0	10	5.8
02/29/2016	CLE	v	IND	W.	-	-	55	4	8	0	0	---	0	0	---	0	0	---	0	2	2	0	0	0	0	0	0	0	5.7
03/04/2016	CLE	v	WAS	W.	-	-	56	4	26	2	6	.333	1	3	.333	0	2	.000	0	4	4	1	2	0	0	3	0	5	5.7
03/05/2016	CLE	v	BOS	W.	-	-	57	4	6	1	3	.333	0	1	.000	0	0	---	0	2	2	1	0	0	0	1	0	2	5.6
03/07/2016	CLE	v	MEM	.L	-	-	58	4	7	1	3	.333	0	1	.000	0	0	---	1	1	2								

30 DAHNTAY JONES

Guard 6-6, 225 lbs 12/27/80 Duke

Years Pro: 12

DRAFTED: By the Boston Celtics in the first round (20th overall pick) of the 2003 NBA Draft.

ACQUIRED: Signed as a free agent on April 13, 2016.



2015-16 SEASON:

- Played in one game with Cleveland
- Tallied 13 points, five rebounds, two assists and two blocks in 42 minutes in his first game as a Cavalier against Detroit on April 13
- Also appeared in 43 games (39 starts) for the Grand Rapids Drive of the NBA Development League; averaged 15.7 points on .546 shooting from the field, 4.2 rebounds and 2.5 assists in 35.7 minutes
- Shot .546 from the field, .413 from the three-point line and .851 from the charity stripe with Grand Rapids
- Scored a Grand Rapids franchise-record and career-high 45 points on 16-28 (.571) shooting, a 12-14 (.857) clip from the foul line, against the Raptors 905 on March 30

PLAYOFF CAREER: Has appeared in 49 postseason games (16 starts) with averages of 4.1 points and 1.3 rebounds in 11.1 minutes per game...played in 11 games for the Los Angeles Clippers in the **2015 PLAYOFFS**...appeared in five contests for Atlanta in the **2013 PLAYOFFS**...during the **2012 PLAYOFFS** with Indiana, played in seven games and averaged 2.4 points and 1.0 rebound in 8.3 minutes...in three games with the Pacers in the **2011 PLAYOFFS**, averaged a postseason career-best 8.7 points on .450 shooting, a .889 mark from the foul line and 0.7 rebounds in 16.7 minutes...reached the Western Conference Finals with Denver during the **2009 PLAYOFFS** and averaged 7.0 points on .481 shooting from the field and 2.4 rebounds in 17.5 minutes over 16 games (all starts)...in the **2006 PLAYOFFS** with Memphis, played in four games and averaged 4.3 points on .714 shooting and 1.8 rebounds in 11.5 minutes...in three games with the Grizzlies during the **2005 PLAYOFFS**, averaged 7.3 points and 3.0 rebounds in 23.7 minutes...tallied a playoff career-high 14 points on 5-10 (.500) shooting, including 3-4 (.750) from long range, five rebounds and one steal in 34 minutes against Phoenix in Game 4 of the First Round on May 1.

JONES HIGHS	2015-16 SEASON HIGHS	CAREER HIGHS	PLAYOFF HIGHS
Points	13 vs. Detroit 4/13/16	26 @ Utah 3/24/07	14 vs. Phoenix 5/1/05
Field Goals Made	6 vs. Detroit 4/13/16	11 @ Utah 3/24/07	5 4 Times
Field Goals Attempted	14 vs. Detroit 4/13/16	19 vs. L.A. Clippers 11/25/09	10 vs. Phoenix 5/1/05
Three Point FG Made	1 vs. Detroit 4/13/16	4 vs. Phoenix 2/1/05	3 vs. Phoenix 5/1/05
Three Point FG Attempted	2 vs. Detroit 4/13/16	6 @ Philadelphia 2/9/05	4 2 Times
Free Throws Made	-	11 2 Times	6 vs. L.A. Lakers 5/25/09
Free Throws Attempted	-	15 vs. Boston 11/14/09	8 @ L.A. Lakers 5/27/09
Offensive Rebounds	1 vs. Detroit 4/13/16	4 @ Minnesota 4/18/07	4 vs. L.A. Lakers 5/27/09
Defensive Rebounds	4 vs. Detroit 4/13/16	11 @ New York 11/4/09	4 @ Phoenix 4/27/05
Total Rebounds	5 vs. Detroit 4/13/16	12 @ New York 11/4/09	5 3 Times
Assists	2 vs. Detroit 4/13/16	8 @ Boston 12/22/09	2 @ L.A. Lakers 5/19/09
Steals	1 vs. Detroit 4/13/16	6 @ Denver 3/6/06	2 @ L.A. Lakers 5/21/09
Blocks	2 vs. Detroit 4/13/16	4 vs. Golden State 11/11/09	1 5 Times
Minutes Played	42 vs. Detroit 4/13/16	43 @ San Antonio 4/6/13	34 vs. Phoenix 5/1/05

#30 DAHNTAY JONES

NBA REGULAR SEASON																												
TEAM	YEAR	GP	GS	MIN	MPG	TOTAL			3-POINT			FREE THROWS			REBOUNDS				AST	APG	PF	DQ	STL	SPG	BLK	BPG	PTS	PPG
						FGM	FGA	PCT	GM	GA	PCT	FTM	FTA	PCT	OFF	DEF	TOT	RPG										
MEM	03-04	20	0	154	7.7	15	53	.283	1	4	.250	5	11	.455	7	16	23	1.2	12	0.6	23	0	5	0.3	6	0.3	36	1.8
MEM	04-05	52	7	649	12.5	83	190	.437	23	60	.383	44	64	.688	11	58	69	1.3	21	0.4	81	0	13	0.3	11	0.2	233	4.5
MEM	05-06	71	4	967	13.6	109	263	.414	3	21	.143	60	93	.645	20	84	104	1.5	39	0.5	108	1	38	0.5	15	0.2	281	4.0
MEM	06-07	78	25	1671	21.4	220	461	.477	5	12	.417	138	174	.698	47	106	153	6.7	68	0.9	192	2	39	0.5	22	0.3	583	27.3
SAC	07-08	25	0	206	8.2	23	53	.434	1	6	.167	34	51	.667	7	28	35	1.4	12	0.5	28	1	8	0.3	6	0.2	81	3.2
DEN	08-09	79	71	1426	18.1	154	336	.458	11	17	.647	110	151	.728	58	110	613	7.8	78	1.0	199	0	49	0.6	19	0.2	429	5.4
IND	09-10	76	26	1892	24.9	287	623	.461	4	32	.125	198	257	.770	48	181	554	7.3	150	2.0	237	1	40	0.5	39	0.5	776	10.2
IND	10-11	45	2	589	13.1	100	214	.467	14	39	.359	69	90	.767	4	61	590	13.1	33	0.7	70	0	20	0.4	7	0.2	283	6.3
IND	11-12	65	3	1052	16.2	115	281	.409	33	77	.429	83	99	.771	23	94	492	7.6	63	1.0	119	0	23	0.4	11	0.2	346	5.3
DAL-ATL	12-13	78	19	1016	13.0	82	222	.369	11	49	.224	87	113	.753	24	77	610	7.8	48	0.6	119	0	22	0.3	6	0.1	262	3.4
LAC	14-15	33	0	123	3.7	6	21	.286	0	4	.000	9	11	.731	1	10	565	17.1	2	7.4	23	0	3	0.1	0	0.0	21	0.6
CLE	15-16	1	0	42	42.0	6	14	.429	1	2	.500	0	0	.000	1	4	5	5.0	2	2.0	6	1	1	1.0	2	2.0	13	13.0
TOTAL		623	157	9787	15.7	1200	2731	.439	107	323	.331	837	1114	.751	251	829	1080	1.7	528	0.8	1205	6	261	0.4	144	0.2	3344	5.4

NBA PLAYOFFS																												
TEAM	YEAR	GP	GS	MIN	MPG	TOTAL			3-POINT			FREE THROWS			REBOUNDS				AST	APG	PF	DQ	STL	SPG	BLK	BPG	PTS	PPG
						FGM	FGA	PCT	GM	GA	PCT	FTM	FTA	PCT	OFF	DEF	TOT	RPG										
MEM	04-05	3	0	71	23.7	8	21	.381	3	5	.333	3	4	.750	2	7	9	3.0	1	0.3	8	0	1	0.3	0	0.0	22	7.3
MEM	05-06	4	0	46	11.5	5	7	.714	0	0	.280	7	10	.700	1	6	7	1.8	0	0.0	7	0	1	0.3	0	0.0	17	4.3
DEN	08-09	16	16	280	17.5	38	79	.481	3	12	.257	33	43	.767	16	22	38	2.4	10	0.6	41	0	13	0.8	5	0.3	112	7.0
IND	10-11	3	0	50	16.7	9	20	.450	0	3	.333	8	9	.889	2	0	128	42.7	2	0.7	7	0	1	0.3	0	0.0	26	8.7
IND	11-12	7	0	58	8.3	4	18	.222	2	9	.400	7	7	1.000	4	3	102	14.6	3	0.4	11	0	1	0.1	0	0.0	17	2.4
ATL	12-13	5	0	19	3.8	1	4	.250	0	0	.353	2	2	1.000	0	1	176	35.2	0	0.0	1	0	0	0.0	0	0.0	4	0.8
LAC	14-15	11	0	18	1.6	2	2	1.000	0	0	.259	0	0	.000	0	1	224	20.4	0	0.0	7	1	2	0.2	0	0.0	4	0.4
TOTAL		49	16	542	11.1	67	151	.444	8	29	.276	60	75	.800	25	40	65	1.3	16	0.3	82	1	19	0.4	5	0.1	202	4.1

DAHNTAY JONES GAME-BY-GAME STATS

DATE	TM	@	OPP	WL	O	P	G	GS	MIN	FG	FGA	FG%	FG3	FG3A	FG3%	FT	FTA	FT%	OREB	DREB	REB	AST	PF	DQ	STL	TO	BLK	PTS	PPG
04/13/2016	CLE	v	DET	L	1	-	1	0	42	6	14	.429	1	2	.500	0	0	---	1	4	5	2	6	1	1	0	2	13	13.0
TOTALS							1	0	42	6	14	.429	1	2	.500	0	0	---	1	4	5	2	6	1	1	0	2	13	13.0

1 JAMES JONES

Guard/Forward 6-8, 218 lbs 10/4/80 Miami (FL)

Years Pro: 13

DRAFTED: By the Indiana Pacers in the second round (49th overall pick) of the 2003 NBA Draft.

ACQUIRED: Signed as a free agent on August 5, 2014.



2015-16 SEASON:

- Played in 48 games with Cleveland
- Averaged 3.8 points on .413 shooting from the field in 9.1 minutes
- Shot .808 from the free throw line and .394 from the three-point line
- Scored in double figures on four occasions
- Hit at least two three-pointers on 10 occasions, including a season-high four three-pointers twice
- Posted 12 points on 4-6 (.667) shooting, including a season-high tying 4-5 (.800) from beyond the arc in 15 minutes on Nov. 2 at Philadelphia
- Swiped a season-high two steals on Nov. 17 at Detroit, while tallying four points and three rebounds in 14 minutes
- Swatted a season-high two blocks against Brooklyn on Nov. 28
- Had a season-high 15 points on 5-10 (.500) shooting, including a 4-8 (.500) clip from beyond the arc, and one steal in 18 minutes at Orlando on Dec. 11
- Drilled two triples while posting 10 points and one steal in eight minutes against Houston on March 29
- Pulled down a season-high tying five rebounds against Detroit on April 13
- Led or tied for the team lead in blocks three times and in steals three times
- Was DNP-CD 34 times

PLAYOFF CAREER: Has appeared in 128 playoff games (19 starts) with averages of 4.2 points and 1.7 rebounds in 14.8 minutes with Miami, Phoenix, Indiana and Cleveland...has also shot .398 from the three-point line and .866 from the free throw line...played in five straight NBA Finals, along with LeBron James (2011-2015), becoming the first players to do so since the 1960s (Boston Celtics)...appeared in all 20 games during the Cavaliers' NBA Finals run in the **2015 PLAYOFFS**...averaged 4.4 points and 1.5 rebounds in 15.6 minutes per game...recorded a 2015 postseason-high 17 points on 6-10 (.600) shooting, including a playoff career-high tying 5-9 (.556) shots from the three-point line, in 22 minutes off the bench against Chicago in Game 2 of the Second Round on May 6...dished out a playoff career-high five assists and added nine points and three rebounds in 23 minutes against Atlanta in Game 3 of the Eastern Conference Finals on May 24...tallied eight points and two steals in 23 minutes off the bench at Golden State in Game 2 of the NBA Finals on June 7...during the **2014 Playoffs**, played in 15 games for Miami and averaged 3.5 points and shot .469 (15-32) from beyond the arc in 8.4 minutes...tallied 12 points and three rebounds in 14 minutes of Game 1's victory over Charlotte in the opening round...shot a perfect 4-4 from the field, including three three-pointers, in three minutes versus San Antonio in Game 4 of the NBA Finals...during the **2013 Playoffs**, came off the bench in all nine games he appeared in for the NBA Champion Heat and averaged 1.0 points (.429 FG%, .000 FT%) in 3.6 minutes...did not miss any games due to injury but was a DNP-CD 13 times and a healthy scratch on the inactive list once...saw action in a pair of games in the Opening Round series vs. Milwaukee and was scoreless in five minutes...appeared twice in the Eastern Conference Semifinal series vs. Chicago and averaged 1.5 points (.500 FG%, .000 FT%) and 1.0 rebounds in 5.5 minutes...appeared twice in the Eastern Conference Finals vs. Indiana and was scoreless in six minutes...saw action in three games in the NBA Finals vs. San Antonio and averaged 2.0 points (.400 FG%, .000 FT%) in 4.0 minutes...in the **2012 Playoffs**, came off the bench in each of the 20 games in which he appeared for the NBA Champion Heat and averaged 2.6 points (.372 FG%, 1.000 FT%) and 1.0 rebounds in 8.7 minutes...did not miss any games due to injury but was a DNP-CD on three occasions...topped the Heat reserves in points scored and minutes played twice each and in rebounds once...saw action in four games in the Opening Round series vs. New York and averaged 2.3 points (.500 FG%, 1.000 FT%) in 5.0 minutes...appeared in five games in the Eastern Conference Semifinals vs. Indiana and averaged 2.4 points (.313 FG%, .000 FT%), 1.0 rebounds in 8.4 minutes...appeared in all seven games in the Eastern Conference Finals vs. Boston and averaged 2.7 points (.333 FG%, 1.000 FT%), 1.0 rebounds in 9.7 minutes...saw action in four games in the NBA Finals vs. Oklahoma City and averaged 2.8 points (.500 FG%, 1.000 FT%), 1.5 rebounds in 10.8 minutes...during the **2011 Playoffs**, came off the bench in all 12 games in which he appeared for the Heat and averaged 6.5 points (.471 FG%, 1.000 FT%) and 2.5 rebounds in 22.7 minutes...was a DNP-CD in each of Miami's final nine games...led the Heat in three-point field goal percentage (.459)...was Miami's leading scorer off the bench four times and topped the reserves in minutes and rebounds twice each...appeared in all five games in the Opening Round vs. Philadelphia and averaged 7.6 points (.483 FG%, 1.000 FT%) and 4.4 rebounds in 24.4 minutes...led Miami in three-point percentage vs. the Sixers...appeared in all five games in the Eastern Conference Semifinals vs. Boston and averaged 7.2 points (.450 FG%, 1.000 FT%) and 1.4 rebounds in 24.8 minutes...led Miami in three-point percentage vs. Boston...recorded postseason career highs in points (25), field goals made (5), free throw made (10) and attempted (10) and three-point field goals made (5) and attempted (7) in Game 1 vs. Boston on May 1...his 25-point effort vs. Boston on May 1 set the Heat individual postseason record for points off the bench...appeared in two games vs. Chicago in the Eastern Conference Finals and averaged 2.0 points (.500 FG%, 1.000 FT%) and 0.5 rebounds in 13.0 minutes...did not see action in the NBA Finals vs. Dallas...in the **2010 Playoffs**, came off the bench in the lone game he appeared in Miami's Opening Round series vs. the Celtics and had two points in 8:37 of playing time in Game 2 at Boston on Apr. 20...was a DNP-CD in the other four games of the series...during the **2009 Playoffs**, started all seven games for the Heat in their Opening Round series vs. Atlanta and averaged 9.6 points (.531 FG%, .917 FT%) and 2.3 rebounds in 33.6 minutes...his .917 free throw percentage and .500 three-point field goal percentage both set Heat individual franchise records for a seven-game postseason series...ranked second on the team in three-point field goals made and minutes played...scored in double figures on three occasions...converted a pair of four-point plays 11 seconds apart in the second quarter of Game 4 on Apr. 27...during the **2007 Playoffs**, saw action in all 11 contests (six starts) for the Phoenix Suns and averaged 5.0 points (.528 FG%, .818 FT%) and 1.4 rebounds in 15.5 minutes...scored in double figures twice...started all five games in the Opening Round series against the Lakers and averaged 7.0 points (.478 FG%, .857 FT%) and 1.8 rebounds in 18.8 minutes...made one start in the Western Conference Semifinal series against the Spurs and averaged 3.3 points (.615 FG%, .750 FT%), 1.0 rebounds in 12.8 minutes in the six-game series...2006: Appeared in all 20 games (six starts) for the Suns and averaged 4.3 points (.341 FG%, .846 FT%) and 3.6 rebounds in 17.7 minutes...scored in double figures on three occasions...averaged 6.4 points (.400 FG%, 1.000 FT%) and 3.7 rebounds in 18.9 minutes during the Opening Round series against the Lakers...made his first career postseason start against the Lakers in Game 4 at Los Angeles on Apr. 30...appeared in all seven games (two starts) in the Western Conference Semifinals against the Clippers and averaged 3.4 points (.267 FG%, .778 FT%) and 3.4 rebounds in 15.4 minutes...averaged 2.8 points (.353 FG%, .667 FT%), 3.7 rebounds and 1.67 blocks in 18.8 minutes during the Western Conference Finals vs. Dallas...2005: Came off the bench in all 13 games for the Pacers and averaged 4.0 points (.413 FG%, .444 FT%) and 2.1 rebounds in 16.5 minutes...topped the Pacers in three-point field goal percentage and ranked third in three-point field goals made and blocks...scored in double figures twice...averaged 5.9 points (.452 FG%, .444 FT%), 2.4 rebounds and 1.0 assists in 20.6 minutes in the Opening Round series vs. Boston...made his postseason debut in Game 1 at Boston on Apr. 23...averaged 1.8 points (.333 FG%, .000 FT%) and 1.7 rebounds in 11.7 minutes in the Eastern Conference Semifinals vs. Detroit...in the **2004 Playoffs**, was not included on the Pacers' postseason roster.

1 JAMES JONES

JONES HIGHS	2015-16 SEASON HIGHS	CAREER HIGHS	PLAYOFF HIGHS
Points	15 @ Orlando 12/11/15	27 @ Seattle 11/28/04	25 vs. Boston 5/1/11
Field Goals Made	5 @ Orlando 12/11/15	10 @ Seattle 11/28/04	6 vs. Chicago 5/6/15
Field Goals Attempted	10 2 Times	16 vs. Portland 12/6/05	10 3 Times
Three Point FG Made	4 2 Times	6 5 Times	5 2 Times
Three Point FG Attempted	8 @ Orlando 12/11/15	12 vs. Portland 12/6/05	9 vs. Chicago 5/6/15
Free Throws Made	4 2 Times	9 @ Denver 1/10/06	10 vs. Boston 5/1/11
Free Throws Attempted	4 2 Times	11 @ Denver 1/10/06	10 vs. Boston 5/1/11
Offensive Rebounds	2 3 Times	5 vs. Boston 11/23/04	5 vs. L.A. Clippers 5/16/06
Defensive Rebounds	5 vs. PHI 12/20/15	12 vs. Orlando 11/20/04	7 2 Times
Total Rebounds	5 2 Times	12 vs. Orlando 11/20/04	9 2 Times
Assists	2 vs. Philadelphia 11/6/15	5 vs. New Orleans/Oklahoma City 4/17/06	5 vs. Atlanta 5/24/15
Steals	2 @ Detroit 11/17/15	4 vs. Detroit 4/8/12	2 6 Times
Blocks	2 vs. Brooklyn 11/28/15	4 vs. Memphis 2/8/06	6 @ Dallas 5/26/06
Minutes Played	36 vs. Detroit 4/13/16	47 vs. Dallas 11/1/05	42 @ Atlanta 4/29/09

NBA REGULAR SEASON

TEAM	YEAR	GP	GS	MIN	MPG	TOTAL			3-POINT			FREE THROWS			REBOUNDS				AST	APG	PF	DQ	STL	SPG	BLK	BPG	PTS	PPG
						FGM	FGA	PCT	GM	GA	PCT	FTM	FTA	PCT	OFF	DEF	TOT	RPG										
IND	03-04	6	0	26	4.3	2	9	.222	1	4	.250	2	2	1.000	0	2	2	0.3	0	0.0	1	0	1	0.2	0	0.0	7	1.2
IND	04-05	75	24	1330	17.7	126	318	.396	66	166	.398	53	62	.855	39	135	174	2.3	57	0.8	123	1	31	0.4	28	0.4	371	4.9
PHX	05-06	75	24	1772	23.6	243	581	.418	110	285	.386	103	121	.851	44	209	253	3.4	57	0.8	142	0	38	0.5	49	0.7	699	9.3
PHX	06-07	76	7	1376	18.1	162	440	.368	90	238	.378	71	81	.877	33	143	176	2.3	45	0.6	115	1	28	0.4	42	0.6	485	6.4
POR	07-08	58	3	1276	22.0	143	327	.437	91	205	.444	86	98	.878	43	118	161	2.8	34	0.6	96	0	24	0.4	15	0.3	463	8.0
MIA	08-09	40	1	630	15.8	55	149	.369	33	96	.344	26	31	.839	12	50	62	1.6	20	0.5	58	0	12	0.3	14	0.4	169	4.2
MIA	09-10	36	6	503	14.0	43	119	.361	37	90	.411	23	28	.821	4	41	45	1.3	17	0.5	45	1	11	0.3	4	0.1	146	4.1
MIA	10-11	81	8	1549	19.1	146	346	.422	123	287	.429	60	72	.833	23	137	160	2.0	43	0.5	129	0	29	0.4	19	0.2	475	5.9
MIA	11-12	51	10	666	13.1	57	150	.380	46	114	.404	25	30	.833	6	43	49	1.0	19	0.4	45	0	17	0.3	9	0.2	185	3.6
MIA	12-13	38	0	221	5.8	21	61	.344	16	53	.302	2	4	.500	0	22	22	0.6	13	0.3	16	0	2	0.1	6	0.2	60	1.6
MIA	13-14	20	6	236	11.8	31	68	.456	28	54	.519	7	11	.636	2	21	23	1.2	9	0.5	6	0	3	0.2	4	0.2	97	4.9
CLE	14-15	57	2	669	11.7	74	201	.368	63	175	.360	39	46	.848	9	53	62	1.1	24	0.4	67	0	13	0.2	8	0.1	250	4.4
CLE	15-16	48	0	463	9.6	59	143	.413	41	104	.394	21	26	.808	8	42	50	1.0	14	0.3	50	0	11	0.2	10	0.2	180	3.8
TOTAL		661	91	10717	16.2	1162	2912	.399	745	1871	.398	518	612	.846	223	1016	1239	1.9	352	0.5	893	3	220	0.3	208	0.3	3587	5.4

NBA PLAYOFFS

TEAM	YEAR	GP	GS	MIN	MPG	TOTAL			3-POINT			FREE THROWS			REBOUNDS				AST	APG	PF	DQ	STL	SPG	BLK	BPG	PTS	PPG
						FGM	FGA	PCT	GM	GA	PCT	FTM	FTA	PCT	OFF	DEF	TOT	RPG										
IND	04-05	13	0	214	16.5	19	46	.413	10	25	.400	4	9	.444	5	22	27	2.1	10	0.8	18	0	7	0.5	7	0.5	52	4.0
PHX	05-06	20	6	353	17.7	28	82	.341	8	26	.308	22	26	.846	16	56	72	3.6	5	0.3	25	0	5	0.3	18	0.9	86	4.3
PHX	06-07	11	6	171	15.5	19	36	.528	8	18	.444	9	11	.818	3	12	15	1.4	3	0.3	11	0	2	0.2	2	0.2	55	5.0
MIA	08-09	7	7	235	33.6	17	32	.531	11	22	.500	22	24	.917	2	14	16	2.3	5	0.7	19	1	3	0.4	1	0.1	67	9.6
MIA	09-10	1	0	5	5.0	0	1	.000	0	1	.000	2	2	1.00	0	0	0	0.0	0	0.0	1	0	0	0.0	0	0.0	2	2.0
MIA	10-11	12	0	272	22.7	24	51	.471	17	37	.459	13	13	1.00	3	27	30	2.5	2	0.2	24	0	6	0.5	2	0.2	78	6.5
MIA	11-12	20	0	173	8.7	16	43	.372	9	30	.300	10	10	1.00	5	15	20	1.0	2	0.1	12	0	3	0.2	1	0.1	51	2.6
MIA	12-13	9	0	33	3.7	3	7	.429	3	4	.750	0	0	.000	0	3	3	0.3	0	0.0	3	0	0	0.0	1	0.1	9	1.0
MIA	13-14	15	0	126	8.4	18	40	.450	15	32	.469	2	3	.667	3	8	11	0.7	5	0.3	17	0	3	0.2	2	0.1	53	3.5
CLE	14-15	20	0	311	15.6	26	75	.347	22	64	.344	13	14	.929	1	28	29	1.5	9	0.5	42	0	8	0.4	3	0.2	87	4.4
TOTAL		128	19	1893	14.8	170	413	.412	103	259	.398	97	112	.866	38	185	223	1.7	41	0.3	172	1	37	0.3	37	0.3	540	4.2

JAMES JONES GAME-BY-GAME STATS

DATE	TM	@	OPP	WL	O	P	G	GS	MIN	FG	FGA	FG%	FG3	FG3A	FG3%	FT	FTA	FT%	OREB	DREB	REB	AST	PF	DQ	STL	TO	BLK	PTS	PPG
10/27/2015	CLE	@	CHI	.L	-	-	1	0	4	0	2	.000	0	2	.000	0	0	---	0	0	0	0	1	0	0	0	1	0	0.0
10/28/2015	CLE	@	MEM	W.	-	-	2	0	5	1	2	.500	1	1	1.000	0	0	---	0	0	0	0	1	0	0	1	0	3	1.5
10/30/2015	CLE	v	MIA	W.	-	-	3	0	1	0	0	---	0	0	---	0	0	---	0	1	1	0	0	0	0	0	0	0	1.0
11/02/2015	CLE	@	PHI	W.	-	-	4	0	15	4	6	.667	4	5	.800	0	0	---	0	1	1	0	0	0	0	0	0	12	3.8
11/04/2015	CLE	v	NY	W.	-	-	5	0	11	1	3	.333	0	2	.000	3	3	1.000	0	0	0	0	1	0	0	0	0	5	4.0
11/06/2015	CLE	v	PHI	W.	-	-	6	0	13	1	6	.167	1	4	.250	0	0	---	2	2	4	2	1	0	0	1	0	3	3.8
11/08/2015	CLE	v	IND	W.	-	-	7	0	3	0	0	---	0	0	---	0	0	---	0	0	0	0	2	0	0	1	0	0	3.3
11/10/2015	CLE	v	UTA	W.	-	-	8	0	3	0	1	.000	0	1	.000	0	0	---	0	0	0	0	0	0	0	0	0	0	2.9
11/13/2015	CLE	@	NY	W.	-	-	9	0	10	0	2	.000	0	2	.000	0	0	---	0	3	3	0	3	0	0	0	0	0	2.6
11/14/2015	CLE	@	MIL	.L	2	-	10	0	4	0	0	---	0	0	---	0	0	---	0	0	0	0	0	0	0	0	0	0	2.3
11/17/2015	CLE	@	DET	.L	-	-	11	0	14	1	2	.500	1	2	.500	1	3	.333	0	3	3	1	4	0	2	0	0	4	2.5
11/19/2015	CLE	v	MIL	W.	-	-	12	0	11	3	5	.600	2	4	.500	1	2	.500	0	0	0	1	0	0	0	0	0	9	3.0
11/21/2015	CLE	v	ATL	W.	-	-	13	0	5	2	3	.667	2	2	1.000	0	0	---	0	1	1	0	1	0	0	0	1	6	3.2
11/23/2015	CLE	v	ORL	W.	-	-	14	0	14	1	5	.200	1	3	.333	0	0	---	0	0	0	1	3	0	0	0	0	3	3.2
11/25/2015	CLE	@	TOR	.L	-	-	15	0	15	2	3	.667	2	3	.667	0	0	---	0	2	2	1	1	0	0	0	0	6	3.4
11/27/2015	CLE	@	CHA	W.	-	-	16	0	8	0	4	.000	0	3	.000	0	0	---	0	0	0	0	1	0	0	0	0	0	3.2
11/28/2015	CLE	v	BRK	W.	-	-	17	0	6	1	1	1.000	1	1	1.000	0	0	---	0	1	1	0	0	0	0	0	2	3	3.2
12/01/2015	CLE	v	WAS	.L	-	-	18	0	14	0	3	.000	0	3	.000	0	0	---	0	0	0	0	1	0	1	1	0	0	3.0
12/04/2015	CLE	@	NO	.L	1	-	19	0	15	1	5	.200	1	5	.200	4	4	1.000	0	2	2	1	2	0	1	1	0	7	3.2
12/05/2015	CLE	@	MIA	.L	-	-	20	0	14	2	5	.400	2	4	.500	0	0	---	2	0	2	1	2	0	1	0	0	6	3.4
12/08/2015	CLE	v	POR	W.	-	-	DNP																						
12/11/2015	CLE	@	ORL	W.	-	-	21	0	18	5	10	.500	4	8	.500	1	2	.500	0	1	1	0	4	0	1	1	0	15	3.9
12/15/2015	CLE	@	BOS	W.	-	-	DNP																						
12/17/2015	CLE	v	OKC	W.	-	-	DNP																						
12/20/2015	CLE	v	PHI	W.	-	-	22	0	16	1	5	.200	0	2	.000	0	0	---	0	5	5	1	1	0	0	0	1	2	3.8
12/23/2015	CLE	v	NY	W.	-	-	23	0	5	0	0	---	0	0	---	0	0	---	0	0	0	0	0	0	0	0	0	0	3.7
12/25/2015	CLE	@	GS	.L	-	-	24	0	2	0	0	---	0	0	---	0	0	---	0	2	2	0	0	0	0	0	0	0	3.5
12/26/2015	CLE	@	POR	.L	-	-	25	0	18	3	8	.375	1	4	.250	0	1	.000	0	2	2	0	2	0	0	0	0	7	3.6
12/28/2015	CLE	@	PHO	W.	-	-	26	0	13	1	4	.250	1	4	.250	0	0	---	0	3	3	1	2	0	1	2	0	3	3.6
12/29/2015	CLE	@	DEN	W.	-	-	27	0	0	0	0	---	0	0	---	0	0	---	0	0	0	0	0	0	0	0	0	0	3.5
01/02/2016	CLE	v	ORL	W.	-	-	28	0	18	3	6	.500	1	4	.250	3	3	1.000	2	1	3	1	0	0	0	0	0	10	3.7
01/04/2016	CLE	v	TOR	W.	-	-	29	0	8	1	1	1.000	1	1	1.000	2	2	1.000	0	0	0	0	1	0	0	0	0	5	3.8
01/06/2016	CLE	@	WAS	W.	-	-	DNP																						
01/08/2016	CLE	@	MIN	W.	-	-	30	0	5	0	0	---	0	0	---	0	0	---	0	0	0	0	0	0	0	0	0	0	3.6
01/10/2016	CLE	@	PHI	W.	-	-	DNP																						
01/12/2016	CLE	@	DAL	W.	1	-	DNP																						
01/14/2016	CLE	@	SA	.L	-	-	DNP																						
01/15/2016	CLE	@	HOU	W.	-	-	DNP																						
01/18/2016	CLE	v	GS	.L	-	-	31	0	11	3	5	.600	1	3	.333	1	1	1.000	0	0	0	1	4	0	0	1	0	8	3.8
01/20/2016	CLE	@	BRK	W.	-	-	32	0	17	0	3	.000	0	3	.000	0	0	---	0	1	1	0	1	0	1	0	0	0	3.7
01/21/2016	CLE	v	LAC	W.	-	-	33	0	13	0	0	---	0	0	---	0	0	---	0	0	0	1	4	0	0	1	0	0	3.5
01/23/2016	CLE	v	CHI	.L	-	-	34	0	7	0	0	---	0	0	---	0	0	---	0	0	0	0	1	0	0	0	1	0	3.4
01/25/2016	CLE	v	MIN	W.	-	-	DNP																						
01/27/2016	CLE	v	PHO	W.	-	-	DNP																						
01/29/2016	CLE	@	DET	W.	-	-	35	0	2	0	0	---	0	0	---	0	0	---	0	0	0	0	0	0	0	0	0	0	3.3
01/30/2016	CLE	v	SA	W.	-	-	DNP																						
02/01/2016	CLE	@	IND	W.	1	-	DNP																						
02/03/2016	CLE	@	CHA	.L	-	-	DNP																						
02/05/2016	CLE	v	BOS	.L	-	-	DNP																						
02/06/2016	CLE	v	NO	W.	-	-	DNP																						
02/08/2016	CLE	v	SAC	W.	-	-	DNP																						
02/10/2016	CLE	v	LAL	W.	-	-	DNP																						
02/18/2016	CLE	v	CHI	W.	-	-	DNP																						
02/21/2016	CLE	@	OKC	W.	-	-	36	0	6	1	2	.500	0	0	---	0	0	---	0	1	1	0	0	0	0	0	0	2	3.3
02/22/2016	CLE	v	DET	.L	-	-	DNP																						
02/24/2016	CLE	v	CHA	W.	-	-	37	0	2	0	1	.000	0	1	.000	0	0	---	0	0	0	0	0	0	0	0	0	0	3.2
02/26/2016	CLE	@	TOR	.L	-	-	DNP																						
02/28/2016	CLE	@	WAS	.L	-	-	DNP																						
02/29/2016	CLE	v	IND	W.	-	-	DNP																						
03/04/2016	CLE	v	WAS	W.	-	-	38	0	12	2	3	.667	1	1	1.000	0	0	---	0	1	1	0	1	0	0	0	1	5	3.3
03/05/2016	CLE	v	BOS	W.	-	-	DNP																						
03/07/2016	CLE	v	MEM	.L	-	-	DNP																						
03/09/2016	CLE	@	SAC	W.	-	-	DNP																						
03/10/2016	CLE	@	LAL	W.	-	-	39	0	18	2	5	.400	1	3	.333	0	0	---	1	1	2	0	0	0	0	0	0	5	3.3
03/13/2016	CLE	@	LAC	W.	-	-	40	0	3	1	1	1.000	1	1	1.000	0	0	---	0	0	0	0	0	0	0	0	0	3	3.3
03/14/2016	CLE	@	UTA	.L	-	-	DNP																						
03/16/2016	CLE	v	DAL	W.	-	-	DNP																						
03/18/2016	CLE	@	ORL	W.	-	-	DNP																						
03/19/2016	CLE	@	MIA	.L	-	-	41	0	11	2	4	.500</																	

14 SASHA KAUN

Center 6-11, 260 lbs 5/8/85 Kansas

Years Pro: 1

DRAFTED: By the Seattle SuperSonics in the second round (56th overall pick) of the 2008 NBA Draft.

ACQUIRED: Signed as a free agent on September 9, 2015



2015-16 SEASON:

- Played in 25 games with Cleveland
- Averaged 0.9 points on .529 shooting and 1.0 rebound in 3.8 minutes
- Made his NBA debut on Oct. 28 against Memphis, recording one rebound, one assist, one steal and one block in six minutes of action
- Scored a career-high four points on three occasions this season (Dec. 5 at Miami, Dec. 20 vs. Philadelphia, March 31 vs. Denver)
- Pulled down a career-high five rebounds and blocked a career-high two shots in a career-high 23 minutes versus Detroit on April 13
- Contributed four points and three rebounds in eight minutes at Miami on Dec. 5
- Led or tied for the team lead in steals once and blocks three times
- Was a DNP-CD 36 times and NWT once
- Missed one game on 11/2 due to personal reasons
- Was placed on the Inactive List 20 times on the season

SASHA KAUN	2015-16 SEASON HIGHS	CAREER HIGHS	PLAYOFF HIGHS
Points	4 3 Times	4 3 Times	-
Field Goals Made	2 2 Times	2 2 Times	-
Field Goals Attempted	6 vs. Detroit 4/13/16	6 vs. Detroit 4/13/16	-
Three Point Field Goals Made	-	-	-
Three Point FG Attempted	-	-	-
Free Throws Made	2 @ Miami 12/5/15	2 @ Miami 12/5/15	-
Free Throws Attempted	2 5 Times	2 5 Times	-
Offensive Rebounds	2 3 Times	2 3 Times	-
Defensive Rebounds	3 2 Times	3 2 Times	-
Total Rebounds	5 vs. Detroit 4/13/16	5 vs. Detroit 4/13/16	-
Assists	1 3 Times	1 3 Times	-
Steals	1 4 Times	1 4 Times	-
Blocks	2 vs. Detroit 4/13/16	2 vs. Detroit 4/13/16	-
Minutes Played	23 vs. Detroit 4/13/16	23 vs. Detroit 4/13/16	-

NBA REGULAR SEASON

TEAM	YEAR	GP	GS	MIN	MPG	TOTAL			3-POINT			FREE THROWS			REBOUNDS				AST	APG	PF	DQ	STL	SPG	BLK	BPG	PTS	PPG
CLE	15-16	25	0	95	3.8	FGM	FGA	PCT	GM	GA	PCT	FTM	FTA	PCT	OFF	DEF	TOT	RPG	3	0.1	11	0	4	0.2	5	0.2	23	0.9

RUSSIA

TEAM	YEAR	GP	GS	MIN	MPG	TOTAL			3-POINT			FREE THROWS			REBOUNDS				AST	APG	PF	STL	SPG	BLK	BPG	PTS	PPG
CSKA	08-09	10	0	51	5.1	FGM	FGA	PCT	GM	GA	PCT	FTM	FTA	PCT	OFF	DEF	TOT	RPG	1	0.1	9	0	0	3	0.3	11	1.1
CSKA	09-10	21	17	470	22.4	77	108	.713	0	0	---	37	65	.569	40	57	97	4.6	12	0.6	62	9	0.4	20	1	191	9.1
CSKA	11-12	21	4	239	11.4	37	52	.712	0	0	---	16	31	.516	16	27	43	2	2	0.1	48	9	0.4	5	0.2	90	4.3
CSKA	12-13	30	27	624	20.8	96	134	.716	0	0	---	51	98	.520	44	77	121	4	14	0.5	69	12	0.4	37	1.2	243	8.1
CSKA	13-14	30	16	552	18.4	101	144	.701	0	0	---	49	83	.590	40	65	105	3.5	14	0.5	57	24	0.8	23	0.8	251	8.4
CSKA	14-15	30	30	604	20.1	112	162	.691	0	0	---	74	110	.673	50	84	134	4.5	15	0.5	57	13	0.4	26	0.9	298	9.9
TOTAL		142	94	2540	17.9	426	607	.702	0	0	---	232	399	.581	197	318	515	3.6	58	0.4	302	67	0.5	114	0.8	1084	7.6

SASHA KAUN GAME-BY-GAME STATS

DATE	TM	@	OPP	WL	O	P	G	GS	MIN	FG	FGA	FG%	FG3	FG3A	FG3%	FT	FTA	FT%	OREB	DREB	REB	AST	PF	DQ	STL	TO	BLK	PTS	PPG
10/27/2015	CLE	@	CHI	.L	-	DNP																							
10/28/2015	CLE	@	MEM	W.	-	-	1	0	6	0	0	---	0	0	---	0	0	---	1	0	1	1	3	0	1	1	1	0	0.0
10/30/2015	CLE	v	MIA	W.	-	-	2	0	1	0	0	---	0	0	---	0	0	---	0	0	0	0	1	0	0	0	0	0	0.0
11/02/2015	CLE	@	PHI	W.	-	DNP																							
11/04/2015	CLE	v	NY	W.	-	DNP																							
11/06/2015	CLE	v	PHI	W.	-	DNP																							
11/08/2015	CLE	v	IND	W.	-	DNP																							
11/10/2015	CLE	v	UTA	W.	-	DNP																							
11/13/2015	CLE	@	NY	W.	-	DNP																							
11/14/2015	CLE	@	MIL	.L	2	DNP																							
11/17/2015	CLE	@	DET	.L	-	DNP																							
11/19/2015	CLE	v	MIL	W.	-	DNP																							
11/21/2015	CLE	v	ATL	W.	-	-	3	0	2	0	0	---	0	0	---	0	0	---	0	0	0	0	0	0	0	0	0	0	0.0
11/23/2015	CLE	v	ORL	W.	-	-	4	0	1	0	0	---	0	0	---	0	0	---	1	0	1	0	0	0	0	0	0	0	0.0
11/25/2015	CLE	@	TOR	.L	-	DNP																							
11/27/2015	CLE	@	CHA	W.	-	DNP																							
11/28/2015	CLE	v	BRK	W.	-	DNP																							
12/01/2015	CLE	v	WAS	.L	-	DNP																							
12/04/2015	CLE	@	NO	.L	1	DNP																							
12/05/2015	CLE	@	MIA	.L	-	-	5	0	8	1	2	.500	0	0	---	2	2	1.000	2	1	3	0	1	0	0	1	0	4	0.8
12/08/2015	CLE	v	POR	W.	-	DNP																							
12/11/2015	CLE	@	ORL	W.	-	-	6	0	6	0	0	---	0	0	---	0	0	---	0	0	0	0	0	0	1	1	0	0	0.7
12/15/2015	CLE	@	BOS	W.	-	DNP																							
12/17/2015	CLE	v	OKC	W.	-	DNP																							
12/20/2015	CLE	v	PHI	W.	-	-	7	0	6	2	3	.667	0	0	---	0	0	---	2	0	2	0	1	0	0	1	0	4	1.1
12/23/2015	CLE	v	NY	W.	-	INA																							
12/25/2015	CLE	@	GS	.L	-	INA																							
12/26/2015	CLE	@	POR	.L	-	-	8	0	6	0	0	---	0	0	---	0	0	---	1	1	2	1	0	0	0	2	1	0	1.0
12/28/2015	CLE	@	PHO	W.	-	INA																							
12/29/2015	CLE	@	DEN	W.	-	DNP																							
01/02/2016	CLE	v	ORL	W.	-	INA																							
01/04/2016	CLE	v	TOR	W.	-	INA																							
01/06/2016	CLE	@	WAS	W.	-	INA																							
01/08/2016	CLE	@	MIN	W.	-	INA																							
01/10/2016	CLE	@	PHI	W.	-	INA																							
01/12/2016	CLE	@	DAL	W.	1	DNP																							
01/14/2016	CLE	@	SA	.L	-	DNP																							
01/15/2016	CLE	@	HOU	W.	-	-	9	0	2	0	0	---	0	0	---	0	2	.000	1	0	1	0	0	0	0	0	0	0	0.9
01/18/2016	CLE	v	GS	.L	-	INA																							
01/20/2016	CLE	@	BRK	W.	-	INA																							
01/21/2016	CLE	v	LAC	W.	-	INA																							
01/23/2016	CLE	v	CHI	.L	-	INA																							
01/25/2016	CLE	v	MIN	W.	-	INA																							
01/27/2016	CLE	v	PHO	W.	-	INA																							
01/29/2016	CLE	@	DET	W.	-	INA																							
01/30/2016	CLE	v	SA	W.	-	INA																							
02/01/2016	CLE	@	IND	W.	1	INA																							
02/03/2016	CLE	@	CHA	.L	-	DNP																							
02/05/2016	CLE	v	BOS	.L	-	DNP																							
02/06/2016	CLE	v	NO	W.	-	DNP																							
02/08/2016	CLE	v	SAC	W.	-	-	10	0	3	0	0	---	0	0	---	1	2	.500	0	1	1	0	1	0	0	0	0	1	0.9
02/10/2016	CLE	v	LAL	W.	-	DNP																							
02/18/2016	CLE	v	CHI	W.	-	-	11	0	3	0	0	---	0	0	---	0	0	---	0	0	0	0	1	0	0	0	0	0	0.8
02/21/2016	CLE	@	OKC	W.	-	-	12	0	3	0	0	---	0	0	---	0	0	---	0	0	0	0	2	0	0	0	0	0	0.8
02/22/2016	CLE	v	DET	.L	-	-	13	0	0	0	0	---	0	0	---	0	0	---	0	0	0	0	0	0	0	0	0	0	0.7
02/24/2016	CLE	v	CHA	W.	-	-	14	0	0	0	0	---	0	0	---	0	0	---	0	0	0	0	0	0	0	0	0	0	0.6
02/26/2016	CLE	@	TOR	.L	-	DNP																							
02/28/2016	CLE	@	WAS	.L	-	DNP																							
02/29/2016	CLE	v	IND	W.	-	DNP																							
03/04/2016	CLE	v	WAS	W.	-	-	15	0	4	1	1	1.000	0	0	---	0	1	.000	1	2	3	0	1	0	0	0	1	2	0.7
03/05/2016	CLE	v	BOS	W.	-	-	16	0	1	1	1	1.000	0	0	---	0	0	---	0	0	0	0	0	0	0	0	0	2	0.8
03/07/2016	CLE	v	MEM	.L	-	DNP																							
03/09/2016	CLE	@	SAC	W.	-	DNP																							
03/10/2016	CLE	@	LAL	W.	-	-	17	0	1	0	0	---	0	0	---	0	0	---	0	0	0	0	0	0	0	0	0	0	0.8
03/13/2016	CLE	@	LAC	W.	-	-	18	0	2	0	1	.000	0	0	---	0	0	---	1	1	2	0	0	0	0	1	0	0	0.7
03/14/2016	CLE	@	UTA	.L	-	-	19	0	0	0	0	---	0	0	---	1	2	.500	0	0	0	0	0	0	0	0	0	1	0.7
03/16/2016	CLE	v	DAL	W.	-	DNP																							
03/18/2016	CLE	@	ORL	W.	-	DNP																							
03/19/2016	CLE	@	MIA	.L	-	-	20	0	3	0	0	---	0	0	---	1	2	.500	0	0	0	0	0	0	0	0	0	1	0.8
03/21/2016	CLE	v	DEN	W.	-	-	21	0	5	2	2	1.000	0	0	---	0	0	---	0	2	2	1	0	0	1	0	0	4	0.9
03/23/2016	CLE	v	MIL	W.	-	DNP																							
03/24/2016	CLE	@	BRK	.L	-	DNP																							
03/26/2016	CLE	@	NY	W.	-	-	22	0	1	0	0	---	0	0	---	0	0	---	0	0	0	0	0	0	0	0	0	0	0.9
03/29/2016	CLE	v	HOU	.L	-	DNP																							
03/31/2016	CLE	v	BRK	W.	-	INA																							
04/01/2016	CLE	@	ATL	W.	1	INA																							
04/03/2016	CLE	v	CHA	W.	-	DNP																							
04/05/2016	CLE	@	MIL	W.																									

0 KEVIN LOVE

Forward 6-10, 251 lbs 9/7/88 UCLA

Years Pro: 8

DRAFTED: By the Memphis Grizzlies in the first round (5th overall pick) of the 2008 NBA Draft.

ACQUIRED: In a three-team trade that sent guard Andrew Wiggins and forward Anthony Bennett to the Minnesota Timberwolves and a protected 2015 first round pick (via Miami) to the Philadelphia 76ers on August 23, 2014. Minnesota acquired forward Thaddeus Young from the 76ers, while Philadelphia received forward Luc Mbah a Moute and guard Alexey Shved from the Timberwolves.



2015-16 SEASON:

- Played in 77 games (all starts) for Cleveland
- Averaged 16.0 points on .419 shooting, 9.9 rebounds (11th in NBA) and 2.4 assists in 31.5 minutes per game
- Shot .360 from the three-point line and .822 from the free throw line
- Also ranked 9th in defensive rebounds per game (8.0) and tied for 19th in three-pointers made (158)
- His 158 three-pointers were the 5th-most in a single season in Cavaliers history; made at least one three-pointer in 62 of 77 games, including 50 games with two or more three-pointers and 27 games with three or more three-pointers
- Is the only player in NBA history to have a career average of at least 10.0 rebounds and make over 700 three-pointers
- Notched a team-high 35 double-doubles, which ranked 14th in the NBA; posted six first-half double-doubles
- Was the only player in 2015-16 to make at least 100 three-pointers with averages of at least 9.0 rebounds
- Posted 14 games of at least 20 points and 10 rebounds and seven games with at least 15 points and 15 rebounds
- Pulled down at least 10 rebounds 38 times, including eight games with 15 or more boards
- Recorded a season-high 19 rebounds to go along with 22 points and three blocks in 39 minutes against Indiana on Nov. 8; became the first Cavalier since LeBron James on Jan. 11, 2008 (31 pts, 19 rebs, 3 blks) to tally 22 points, 19 rebounds and three blocks in a game
- Notched his 300th career double-double with 24 points and 14 rebounds in 44 minutes at Milwaukee on Nov. 14
- Had his highest scoring game as a Cavalier with a season-high 34 points on 11-18 (.611) shooting, including 6-9 (.667) from the three-point line, eight rebounds, four assists and one block in 34 minutes in a win over Orlando on Nov. 23; scored 20 points in the second quarter, including 17 consecutive points from the 8:10 mark to the 2:50 mark
- In eight games from Nov. 14-28, averaged 23.6 points on .538 shooting from the field, including .518 (29-56) from deep, and 11.6 rebounds in 34.6 minutes per game
- Swiped a career-high tying four steals on Dec. 8 versus Portland
- Dished out a season-high six assists on three occasions
- Recorded first half double-doubles in consecutive games in wins over Brooklyn on Jan. 20 (14 pts/13 rebs) and the L.A. Clippers on Jan. 21 (11 pts/11 rebs); the last Cleveland player with a first-half double-double in consecutive games was Zydrunas Ilgauskas, who did it in three straight games from Jan. 12-16, 1998
- Hit his 600th career three-pointer at the 7:43 mark of the second quarter against Utah on Nov. 10
- Made a season-high tying six three-pointers and finished with 26 points and seven rebounds in 34 minutes versus Brooklyn on Nov. 28
- Notched his 19th double-double of the season with a game-high tying 17 points on 5-10 (.500) shooting and a game-high 18 rebounds in addition to a game-high tying two steals in 31 minutes against Brooklyn on Jan. 20
- Topped 9,000 points for his career with his free throw at the 2:53 mark of the second quarter against Sacramento on Feb. 8
- Made his 3,000th career field goal against the L.A. Lakers on Feb. 10
- Notched a game-high 29 points on 9-18 (.500) shooting and 11 rebounds while dishing out four assists in 38 minutes at Oklahoma City on Feb. 21; Made a season-high 11 free throws
- Shot a perfect 10-10 from the free throw line twice (March 7 vs. Memphis and April 6 at Indiana)
- Connected on his 700th career three-pointer in his 500th career regular season game, a four-point play that occurred with 1:32 left in the fourth quarter at Sacramento on March 9; Since three-pointers became an official stat in 1979-80, became the first player in NBA history to have a career average of at least 10.0 rebounds and tally 700 or more three-pointers; Prior to that, Love and Larry Bird were the only players in league history to have at least 10.0 rebounds per game and 600 triples
- Recorded a season-high five straight double-doubles from March 23-31
- Led or tied for the team lead in rebounds 42 times, blocks 18 times, steals 13 times, points nine times and assists three times
- Was a DNP-CD four times and a DND once
- Missed one game on 2/6 due to a left thigh contusion; missed two games on 3/4 and 4/13 due to rest; missed one game on 3/10 due to a left knee sprain; missed one game on 3/21 due to illness

PLAYOFF CAREER: Played in four games during the **2015 Playoffs**...averaged 14.3 points, a .429 clip from the three-point line, 7.0 rebounds and 2.5 assists in 26.8 minutes during the First Round against Boston...in his playoff debut, posted a double-double with 19 points, a game-high 12 rebounds, four assists and one steal in 33 minutes in Game 1 against the Celtics on April 19... shot 6-10 (.600) from beyond the arc and finished with 23 points, nine rebounds and three assists in 37 minutes in Game 3 of the First Round versus Boston on April 23...suffered a dislocated left shoulder in the first quarter during Game 4 in Boston and missed the remainder of the postseason due to the injury.

0 KEVIN LOVE

LOVE HIGHS	2015-16 SEASON HIGHS	CAREER HIGHS	POSTSEASON HIGHS
Points	34 vs. Orlando 11/23/15	51 @ Oklahoma City 3/23/12	23 @ Boston 4/23/15
Field Goals Made	11 vs. Orlando 11/23/15	16 @ Oklahoma City 3/23/12	8 @ Boston 4/23/15
Field Goals Attempted	19 4 Times	31 @ Charlotte 3/28/12	16 @ Boston 4/23/15
Three Point Field Goals Made	6 2 Times	8 2 Times	6 @ Boston 4/23/15
Three Point FG Attempted	11 vs. Brooklyn 11/28/15	14 @ Detroit 2/24/15	10 @ Boston 4/23/15
Free Throws Made	11 @ Oklahoma City 2/21/16	19 @ Milwaukee 12/27/11	7 vs. Boston 4/16/15
Free Throws Attempted	12 @ Oklahoma City 2/21/16	24 @ Milwaukee 12/27/11	8 vs. Boston 4/19/15
Offensive Rebounds	6 3 Times	12 vs. New York 11/12/10	3 vs. Boston 4/19/15
Defensive Rebounds	18 @ Brooklyn 1/20/16	21 @ Sacramento 11/27/12	9 vs. Boston 4/19/15
Total Rebounds	19 vs. Indiana 11/8/15	31 vs. New York 11/12/10	12 vs. Boston 4/19/15
Assists	7 @ Philadelphia 1/10/16	10 3 Times	4 vs. Boston 4/19/15
Steals	4 vs. Portland 12/8/15	4 3 Times	1 vs. Boston 4/19/15
Blocks	3 2 Times	4 2 Times	2 vs. Boston 4/21/15
Minutes Played	44 @ Milwaukee 11/14/15	49 @ Oklahoma City 3/23/12	37 @ Boston 4/23/15

NBA REGULAR SEASON

TEAM	YEAR	GP	GS	MIN	MPG	TOTAL			3-POINT			FREE THROWS			REBOUNDS				AST	APG	PF	DQ	STL	SPG	BLK	BPG	PTS	PPG
						FGM	FGA	PCT	GM	GA	PCT	FTM	FTA	PCT	OFF	DEF	TOT	RPG										
MIN	08-09	81	37	2048	25.3	316	688	.459	2	19	.105	265	336	.789	274	460	734	9.1	84	1.0	205	1	35	0.4	50	0.6	899	11.1
MIN	09-10	60	22	1714	28.6	291	646	.450	35	106	.330	225	276	.815	227	431	658	11.0	136	2.3	136	0	43	0.7	23	0.4	842	14.0
MIN	10-11	73	73	2611	35.8	482	1026	.470	88	211	.417	424	499	.850	330	782	1112	15.2	184	2.5	148	0	45	0.6	28	0.4	1476	20.2
MIN	11-12	55	55	2145	39.0	474	1059	.448	105	282	.372	379	460	.824	226	508	734	13.3	111	2.0	152	0	47	0.9	28	0.5	1432	26.0
MIN	12-13	18	18	618	34.3	105	298	.352	20	92	.217	100	142	.704	64	188	252	14.0	42	2.3	34	0	13	0.7	9	0.5	330	18.3
MIN	13-14	77	77	2797	36.3	650	1421	.457	190	505	.376	520	633	.821	224	739	963	12.5	341	4.4	136	0	59	0.8	35	0.5	2010	26.1
CLE	14-15	75	75	2532	33.8	413	952	.434	144	392	.367	258	321	.804	142	589	731	9.7	168	2.2	140	1	51	0.7	39	0.5	1228	16.4
CLE	15-16	77	77	2424	31.5	409	977	.419	158	439	.360	258	314	.822	149	613	762	9.9	185	2.4	159	0	58	0.8	41	0.5	1234	16.0
TOTAL		516	434	16889	32.7	3140	7067	.444	742	2046	.363	2429	2981	.815	1636	4310	5946	11.5	1251	2.4	1110	2	351	0.7	253	0.5	9451	18.3

NBA PLAYOFFS

TEAM	YEAR	GP	GS	MIN	MPG	TOTAL			3-POINT			FREE THROWS			REBOUNDS				AST	APG	PF	DQ	STL	SPG	BLK	BPG	PTS	PPG
						FGM	FGA	PCT	GM	GA	PCT	FTM	FTA	PCT	OFF	DEF	TOT	RPG										
CLE	14-15	4	4	107	26.8	17	41	.415	9	21	.429	14	19	.737	6	22	28	7.0	10	2.5	12	0	1	0.3	2	0.5	57	14.3

KEVIN LOVE GAME-BY-GAME STATS

DATE	TM	@	OPP	WL	O	P	G	GS	MIN	FG	FGA	FG%	FG3	FG3A	FG3%	FT	FTA	FT%	OREB	DREB	REB	AST	PF	DQ	STL	TO	BLK	PTS	PPG
10/27/2015	CLE	@	CHI	.L	-	F	1	1	35	6	17	.353	3	7	.429	3	3	1.000	4	4	8	4	0	0	0	2	2	18	18.0
10/28/2015	CLE	@	MEM	W.	-	F	2	2	29	7	14	.500	2	7	.286	1	1	1.000	2	11	13	3	2	0	0	3	0	17	17.5
10/30/2015	CLE	v	MIA	W.	-	F	3	3	33	6	15	.400	3	7	.429	9	9	1.000	6	8	14	5	2	0	0	0	1	24	19.7
11/02/2015	CLE	@	PHI	W.	-	F	4	4	29	7	14	.500	0	4	.000	1	1	1.000	1	7	8	2	2	0	0	2	0	15	18.5
11/04/2015	CLE	v	NY	W.	-	F	5	5	32	4	13	.308	2	6	.333	1	2	.500	2	10	12	1	0	0	0	1	0	11	17.0
11/06/2015	CLE	v	PHI	W.	-	F	6	6	34	5	16	.313	2	10	.200	0	0	---	5	9	14	2	2	0	2	5	0	12	16.2
11/08/2015	CLE	v	IND	W.	-	F	7	7	39	9	18	.500	2	6	.333	2	2	1.000	4	15	19	2	3	0	0	2	3	22	17.0
11/10/2015	CLE	v	UTA	W.	-	F	8	8	40	6	16	.375	4	10	.400	6	6	1.000	2	6	8	3	2	0	2	2	0	22	17.6
11/13/2015	CLE	@	NY	W.	-	F	9	9	34	2	10	.200	1	5	.200	2	4	.500	6	5	11	2	3	0	1	3	0	7	16.4
11/14/2015	CLE	@	MIL	.L	2	F	10	10	44	8	18	.444	4	9	.444	4	6	.667	2	12	14	2	2	0	1	2	0	24	17.2
11/17/2015	CLE	@	DET	.L	-	F	11	11	34	7	13	.538	1	4	.250	4	4	1.000	0	9	9	3	4	0	1	4	0	19	17.4
11/19/2015	CLE	v	MIL	W.	-	F	12	12	34	7	15	.467	3	5	.600	5	5	1.000	5	10	15	1	3	0	1	4	1	22	17.8
11/21/2015	CLE	v	ATL	W.	-	F	13	13	31	9	15	.600	2	7	.286	5	6	.833	2	9	11	2	4	0	1	3	1	25	18.3
11/23/2015	CLE	v	ORL	W.	-	F	14	14	34	11	18	.611	6	9	.667	6	7	.857	0	8	8	4	1	0	0	2	1	34	19.4
11/25/2015	CLE	@	TOR	.L	-	F	15	15	35	7	14	.500	5	8	.625	2	4	.500	3	10	13	2	5	0	0	3	0	21	19.5
11/27/2015	CLE	@	CHA	W.	-	F	16	16	30	7	12	.583	2	3	.667	2	2	1.000	4	12	16	1	0	0	0	2	0	18	19.4
11/28/2015	CLE	v	BRK	W.	-	F	17	17	34	8	14	.571	6	11	.545	4	4	1.000	0	7	7	2	4	0	0	3	1	26	19.8
12/01/2015	CLE	v	WAS	.L	-	F	18	18	33	2	9	.222	0	3	.000	4	4	1.000	1	7	8	0	0	0	1	0	0	8	19.2
12/04/2015	CLE	@	NO	.L	1	F	19	19	37	6	16	.375	0	5	.000	3	5	.600	3	7	10	1	1	0	2	1	0	15	18.9
12/05/2015	CLE	@	MIA	.L	-	F	20	20	22	2	11	.182	0	4	.000	1	1	1.000	3	5	8	2	2	0	0	3	0	5	18.3
12/08/2015	CLE	v	POR	W.	-	F	21	21	30	5	12	.417	0	1	.000	8	10	.800	2	2	4	4	0	0	4	1	0	18	18.2
12/11/2015	CLE	@	ORL	W.	-	F	22	22	28	2	6	.333	1	3	.333	3	4	.750	3	10	13	6	0	0	2	0	0	8	17.8
12/15/2015	CLE	@	BOS	W.	-	F	23	23	34	7	16	.438	3	7	.429	3	4	.750	1	7	8	5	0	0	1	2	2	20	17.9
12/17/2015	CLE	v	OKC	W.	-	F	24	24	32	4	10	.400	2	5	.400	1	1	1.000	1	6	7	5	2	0	2	3	0	11	17.6
12/20/2015	CLE	v	PHI	W.	-	F	25	25	22	2	4	.500	1	2	.500	5	6	.833	0	5	5	1	4	0	1	2	0	10	17.3
12/23/2015	CLE	v	NY	W.	-	F	26	26	34	8	17	.471	2	6	.333	5	7	.714	2	11	13	2	1	0	0	1	0	23	17.5
12/25/2015	CLE	@	GS	.L	-	F	27	27	39	5	16	.313	0	5	.000	0	0	---	3	15	18	4	2	0	0	1	2	10	17.2
12/26/2015	CLE	@	POR	.L	-	F	28	28	20	4	9	.444	4	7	.571	1	3	.333	1	4	5	0	0	0	0	2	0	13	17.1
12/28/2015	CLE	@	PHO	W.	-	F	29	29	25	6	11	.545	3	6	.500	1	1	1.000	2	5	7	4	4	0	0	1	0	16	17.0
12/29/2015	CLE	@	DEN	W.	-	F	30	30	36	4	16	.250	0	5	.000	0	2	.000	1	13	14	1	2	0	2	1	0	8	16.7
12/30/2015	CLE	v	ORL	W.	-	F	31	31	29	2	5	.400	1	2	.500	5	8	.625	1	12	13	2	1	0	1	1	0	10	16.5
01/04/2016	CLE	v	TOR	W.	-	F	32	32	33	4	11	.364	2	5	.400	4	4	1.000	4	5	9	2	3	0	2	1	3	14	16.4
01/06/2016	CLE	@	WAS	W.	-	F	33	33	29	4	10	.400	0	1	.000	0	0	---	5	4	9	0	3	0	2	2	1	8	16.2
01/08/2016	CLE	@	MIN	W.	-	F	34	34	31	4	11	.364	2	4	.500	10	11	.909	1	8	9	4	1	0	0	0	1	20	16.3
01/10/2016	CLE	@	PHI	W.	-	F	35	35	37	5	11	.455	1	4	.250	4	7	.571	4	11	15	6	3	0	2	3	0	15	16.3
01/12/2016	CLE	@	DAL	W.	1	F	36	36	37	5	19	.263	3	9	.333	2	2	1.000	6	5	11	0	3	0	0	0	2	15	16.2
01/14/2016	CLE	@	SA	.L	-	F	37	37	37	4	10	.400	2	4	.500	0	0	---	0	12	12	1	3	0	0	2	0	10	16.1
01/15/2016	CLE	@	HOU	W.	-	F	38	38	33	4	13	.308	3	8	.375	0	0	---	3	10	13	1	2	0	3	5	0	11	15.9
01/18/2016	CLE	v	GS	.L	-	F	39	39	21	1	5	.200	1	3	.333	0	0	---	1	5	6	2	1	0	0	1	1	3	15.6
01/20/2016	CLE	v	BRK	W.	-	F	40	40	31	5	10	.500	1	3	.333	6	8	.750	0	18	18	0	3	0	2	4	0	17	15.6
01/21/2016	CLE	v	LAC	W.	-	F	41	41	33	4	10	.400	3	6	.500	7	8	.875	2	14	16	2	3	0	1	5	0	18	15.7
01/23/2016	CLE	v	CHI	.L	-	F	42	42	33	6	12	.500	1	5	.200	1	4	.250	1	4	5	2	3	0	1	1	0	14	15.6
01/25/2016	CLE	v	MIN	W.	-	F	43	43	36	5	11	.455	1	7	.143	0	1	.000	1	5	6	2	3	0	2	1	0	11	15.5
01/27/2016	CLE	v	PHO	W.	-	F	44	44	28	8	17	.471	3	8	.375	2	2	1.000	3	8	11	4	2	0	2	1	2	21	15.7
01/29/2016	CLE	@	DET	W.	-	F	45	45	37	9	19	.474	5	7	.714	6	6	1.000	0	6	6	3	3	0	0	0	0	29	16.0
01/30/2016	CLE	v	SA	W.	-	F	46	46	31	8	13	.615	3	6	.500	2	2	1.000	3	8	11	3	2	0	0	1	1	21	16.1
02/01/2016	CLE	@	IND	W.	1	F	47	47	42	7	15	.467	2	5	.400	3	4	.750	0	8	8	2	4	0	2	2	2	19	16.1
02/03/2016	CLE	@	CHA	.L	-	F	48	48	36	4	12	.333	2	7	.286	2	2	1.000	1	11	12	1	1	0	2	1	2	12	16.0
02/05/2016	CLE	v	BOS	.L	-	F	49	49	22	4	10	.400	2	6	.333	0	0	---	1	4	5	2	0	0	0	0	1	10	15.9
02/06/2016	CLE	v	NO	W.	-	DNP																							
02/08/2016	CLE	v	SAC	W.	-	F	50	50	28	2	10	.200	2	6	.333	5	6	.833	1	5	6	2	2	0	0	2	0	11	15.8
02/10/2016	CLE	v	LAL	W.	-	F	51	51	20	2	9	.222	2	5	.400	2	2	1.000	0	6	6	3	2	0	1	0	0	8	15.7
02/18/2016	CLE	v	CHI	W.	-	F	52	52	30	5	10	.500	2	6	.333	3	4	.750	1	13	14	2	2	0	0	0	1	15	15.7
02/21/2016	CLE	@	OKC	W.	-	F	53	53	38	9	18	.500	0	4	.000	11	12	.917	3	8	11	4	0	0	0	0	0	29	15.9
02/22/2016	CLE	v	DET	.L	-	F	54	54	36	8	15	.533	3	7	.429	5	5	1.000	0	7	7	3	2	0	0	2	0	24	16.1
02/24/2016	CLE	v	CHA	W.	-	F	55	55	26	4	11	.364	0	3	.000	0	0	---	0	2	2	2	3	0	2	2	0	8	15.9
02/26/2016	CLE	@	TOR	.L	-	F	56	56	35	5	15	.333	2	5	.400	8	10	.800	3	6	9	5	3	0	1	0	0	20	16.0
02/28/2016	CLE	@	WAS	.L	-	F	57	57	24	4	11	.364	0	1	.000	4	4	1.000	2	3	5	1	0	0	0	2	0	12	15.9
02/29/2016	CLE	v	IND	W.	-	F	58	58	40	4	14	.286	1	5	.200	4	4	1.000	1	7	8	6	3	0	0	1	1	13	15.9
03/04/2																													

#12 JORDAN MCRAE

Guard 6-6, 185 lbs 3/28/91 Tennessee

Years Pro: 1

DRAFTED: By the San Antonio Spurs in the second round (58th overall pick) in the 2014 NBA Draft.

ACQUIRED: Signed to a 10-day contract on February 28, 2016 and as a free agent on March 9, 2016.



2015-16 SEASON:

- Played in 22 games with Phoenix and Cleveland
- Averaged 4.5 points on .436 shooting, including a .455 clip from beyond the arc in 8.9 minutes
- In 15 games with Cleveland, averaged 4.1 points on .442 shooting from the field, including a .667 mark from deep, and 1.0 assist in 7.5 minutes
- In seven games with the Suns, averaged 5.3 points on .423 shooting from the field, 1.1 rebounds and 1.4 assists in 11.7 minutes
- Was a 2016 NBA Development League All-Star after appearing in 29 games (all starts) for the Delaware 87ers; averaged 23.3 points, 4.6 rebounds, 5.2 assists and 1.7 steals in 35.5 minutes per game
- Recorded a near triple-double against the L.A. Defenders on Dec. 29, finishing with 27 points, 10 rebounds, nine assists one block and two steals in 36 minutes
- Poured in a then D-League record 61 points on 21-34 (.618) shooting, 11 rebounds, seven assists and two steals in 46 minutes against the Canton Charge
- Made his NBA debut on Jan. 29 against New York, tallying 12 points, two rebounds, a career-high four assists and one steal in 25 minutes
- In his first appearance as a Cavalier, tallied eight points on 2-4 (.500) shooting from the field in seven minutes at Washington on Feb. 28
- Recorded career highs of 36 points, a 3-5 (.600) clip from deep, four rebounds and seven assists in 47 minutes against Detroit on April 13; became the first Cavalier rookie to score 35 or more points in a game since LeBron James recorded 41 points on March 27, 2004 against New Jersey
- Led or tied for the team lead with the Cavs in points once and assists once
- Was a DNP-CD 10 times this season (with Cleveland)

MCRAE HIGHS	2015-16 SEASON HIGHS	CAREER HIGHS	PLAYOFF HIGHS
Points	36 vs. Detroit 4/13/16	36 vs. Detroit 4/13/16	-
Field Goals Made	14 vs. Detroit 4/13/16	14 vs. Detroit 4/13/16	-
Field Goals Attempted	29 vs. Detroit 4/13/16	29 vs. Detroit 4/13/16	-
Three Point Field Goals Made	3 vs. Detroit 4/13/16	3 vs. Detroit 4/13/16	-
Three Point FG Attempted	5 vs. Detroit 4/13/16	5 vs. Detroit 4/13/16	-
Free Throws Made	5 vs. Detroit 4/13/16	5 vs. Detroit 4/13/16	-
Free Throws Attempted	8 vs. Detroit 4/13/16	8 vs. Detroit 4/13/16	-
Offensive Rebounds	1 4 Times	1 4 Times	-
Defensive Rebounds	3 2 Times	3 2 Times	-
Total Rebounds	4 vs. Detroit 4/13/16	4 vs. Detroit 4/13/16	-
Assists	7 vs. Detroit 4/13/16	7 vs. Detroit 4/13/16	-
Steals	1 3 Times	1 3 Times	-
Blocks	1 @ L.A. Clippers 3/13/16	1 @ L.A. Clippers 3/13/16	-
Minutes Played	47 vs. Detroit 4/13/16	47 vs. Detroit 4/13/16	-

NBA REGULAR SEASON

TEAM	YEAR	GP	GS	MIN	MPG	TOTAL			3-POINT			FREE THROWS			REBOUNDS				AST	APG	PF	DQ	STL	SPG	BLK	BPG	PTS	PPG
						FGM	FGA	PCT	GM	GA	PCT	FTM	FTA	PCT	OFF	DEF	TOT	RPG										
PHX-CLE	15-16	22	1	195	8.9	34	78	.436	10	22	.455	21	28	.750	4	16	20	0.9	25	1.1	17	0	3	0.1	1	0.1	99	4.5

NBA D-LEAGUE REGULAR SEASON

TEAM	YEAR	GP	GS	MIN	MPG	TOTAL			3-POINT			FREE THROWS			REBOUNDS				AST	APG	PF	STL	SPG	BLK	BPG	PTS	PPG
						FGM	FGA	PCT	GM	GA	PCT	FTM	FTA	PCT	OFF	DEF	TOT	RPG									
DEL	14-15	13	13	446	34.4	87	191	.455	28	74	.378	37	52	.712	10	43	53	4.1	50	3.8	36	14	1.1	13	1.0	129	18.4
DEL	15-16	29	29	1029	35.5	233	508	.459	50	157	.318	159	199	.799	24	108	132	4.6	152	5.2	65	50	1.7	15	0.5	675	23.3
TOTAL		42	42	1475	35.1	320	699	.458	78	231	.338	196	251	.781	34	151	185	4.4	202	4.8	101	64	1.5	28	0.7	914	21.8

JORDAN MCRAE GAME-BY-GAME STATS

DATE	TM	@	OPP	WL	O	P	G	GS	MIN	FG	FGA	FG%	FG3	FG3A	FG3%	FT	FTA	FT%	OREB	DREB	REB	AST	PF	DQ	STL	TO	BLK	PTS	PPG
01/29/2016	PHO	@	NY	.L	-	-	1	0	25	4	9	.444	1	2	.500	3	4	.750	0	2	2	4	2	0	1	2	0	12	12.0
01/31/2016	PHO	@	DAL	.L	-	-	2	0	13	1	3	.333	0	2	.000	2	2	1.000	1	0	1	1	0	0	0	3	0	4	8.0
02/02/2016	PHO	v	TOR	.L	-	-	3	0	2	0	1	.000	0	1	.000	2	2	1.000	0	0	0	0	0	0	0	0	2	6.0	
02/04/2016	PHO	v	HOU	.L	-	-	4	0	15	3	5	.600	1	2	.500	1	1	1.000	0	2	2	1	1	0	1	0	0	8	6.5
02/06/2016	PHO	v	UTA	.L	-	-	5	0	10	1	3	.333	0	2	.000	1	2	.500	0	1	1	1	1	0	0	0	0	3	5.8
02/08/2016	PHO	v	OKC	.L	-	-	6	0	3	0	0	---	0	0	---	0	0	---	0	0	0	0	0	0	0	0	0	0	4.8
02/10/2016	PHO	v	GS	.L	-	DNP																							
02/19/2016	PHO	v	HOU	.L	-	-	7	0	15	2	5	.400	1	2	.500	3	4	.750	1	1	2	3	3	0	1	1	0	8	5.3
02/28/2016	CLE	@	WAS	.L	-	-	8	0	7	2	4	.500	1	2	.500	3	3	1.000	0	1	1	0	0	0	0	0	0	8	5.6
02/29/2016	CLE	v	IND	W.	-	DNP																							
03/04/2016	CLE	v	WAS	W.	-	-	9	0	6	2	4	.500	1	2	.500	0	0	---	0	0	0	0	1	0	0	1	0	5	5.6
03/05/2016	CLE	v	BOS	W.	-	-	10	0	1	0	0	---	0	0	---	0	0	---	0	0	0	0	0	0	0	0	0	0	5.0
03/07/2016	CLE	v	MEM	.L	-	DNP																							
03/09/2016	CLE	@	SAC	W.	-	DNP																							
03/10/2016	CLE	@	LAL	W.	-	-	11	0	1	1	1	1.000	0	0	---	0	0	---	0	0	0	0	0	0	0	0	0	2	4.7
03/13/2016	CLE	@	LAC	W.	-	-	12	0	3	0	1	.000	0	0	---	0	0	---	0	1	1	1	1	0	0	0	1	0	4.3
03/14/2016	CLE	@	UTA	.L	-	DNP																							
03/16/2016	CLE	v	DAL	W.	-	DNP																							
03/18/2016	CLE	@	ORL	W.	-	DNP																							
03/19/2016	CLE	@	MIA	.L	-	-	13	0	16	0	3	.000	0	0	---	1	2	.500	0	3	3	2	1	0	0	2	0	1	4.1
03/21/2016	CLE	v	DEN	W.	-	-	14	0	5	1	1	1.000	1	1	1.000	0	0	---	0	0	0	2	0	0	0	1	0	3	4.0
03/23/2016	CLE	v	MIL	W.	-	-	15	0	0	0	0	---	0	0	---	0	0	---	0	0	0	0	0	0	0	0	0	0	3.7
03/24/2016	CLE	@	BRK	.L	-	-	16	0	0	1	1	1.000	1	1	1.000	0	0	---	0	0	0	0	0	0	0	0	0	3	3.7
03/26/2016	CLE	@	NY	W.	-	-	17	0	1	0	1	.000	0	0	---	0	0	---	0	0	0	0	0	0	0	0	0	0	3.5
03/29/2016	CLE	v	HOU	.L	-	DNP																							
03/31/2016	CLE	v	BRK	W.	-	-	18	0	7	0	3	.000	0	0	---	0	0	---	0	0	0	0	2	0	0	0	0	0	3.3
04/01/2016	CLE	@	ATL	W.	1	DNP																							
04/03/2016	CLE	v	CHA	W.	-	DNP																							
04/05/2016	CLE	@	MIL	W.	-	-	19	0	6	1	1	1.000	0	0	---	0	0	---	0	0	0	1	0	0	0	0	0	2	3.2
04/06/2016	CLE	@	IND	.L	-	-	20	0	5	0	0	---	0	0	---	0	0	---	0	0	0	1	0	0	0	0	0	0	3.1
04/09/2016	CLE	@	CHI	.L	-	DNP																							
04/11/2016	CLE	v	ATL	W.	-	-	21	0	7	1	3	.333	0	0	---	0	0	---	1	2	3	1	0	0	0	0	0	2	3.0
04/13/2016	CLE	v	DET	.L	1	G	22	1	47	14	29	.483	3	5	.600	5	8	.625	1	3	4	7	5	0	0	5	0	36	4.5
TOTALS							22	1	196	34	78	.436	10	22	.455	21	28	.750	4	16	20	25	17	0	3	15	1	99	4.5

20 TIMOFEY MOZGOV

Center 7-1, 275 lbs 7/16/86 St. Petersburg, Russia

Years Pro: 6

DRAFTED: Not drafted by an NBA franchise.

ACQUIRED: From the Denver Nuggets along with a 2015 second round draft pick in exchange for two protected 2015 first round picks (via Oklahoma City and Memphis) on Jan. 7, 2015.



2015-16 SEASON:

- Played in 76 games (48 starts) with Cleveland
- Averaged 6.3 points on a career-best .565 shooting from the field and 4.4 rebounds in 17.4 minutes
- In 48 games as a starter, averaged 6.4 points on .543 shooting from the field and 4.4 rebounds in 18.0 minutes
- Shot .716 from the free throw line
- His .565 shooting from the field is the 7th-best shooting percentage in Cavaliers history (min. 200 FGM)
- Scored in double figures on 18 occasions
- Grabbed at least seven rebounds in 14 games and 10 or more rebounds three times
- Notched at least 10 points and five rebounds on 13 occasions
- Registered at least two blocks in 16 games, which includes a season-high four blocks in two contests
- Swiped a season-high two steals on six occasions
- Recorded a season-high 17 points on 8-9 (.889) shooting and four rebounds in 20 minutes at Orlando on Dec. 11; his .889 shooting percentage that game ties his career high in field goal percentage with at least nine shot attempts (8-9, .889 vs. L.A. Clippers on Feb. 9, 2011)
- Grabbed a season-high tying 10 rebounds, while also tallying nine points on 4-5 (.800) shooting and a game-high three blocks in 24 minutes at Boston on Dec. 15
- Recorded his 100th career steal on Nov. 27 at Charlotte, finishing with eight points, three rebounds and one steal in 18 minutes
- Dished out a season-high three assists against Boston on Feb. 5
- Swatted a season-high tying four blocks, to go along with 11 points on 5-8 (.625) shooting and seven rebounds in 25 minutes against Chicago on Feb. 18
- Recorded his first double-double against Washington on Feb. 28, finishing with 10 points, a season-high tying 10 rebounds and two blocks in 25 minutes as a reserve
- Recorded 14 points on 7-11 (.636) shooting and five rebounds in 20 minutes on March 4 against the Washington Wizards
- Notched his second double-double against Detroit on April 13, tallying 14 points, a season-high 12 rebounds, a season-high tying three assists and two blocks in 37 minutes
- Led or tied for the team lead in blocks 21 times, steals six times and rebounds four times
- Missed three games from Nov. 21-25 due to a right shoulder strain; missed one game on March 9 due to an illness
- Was a DNP-CD twice this season; was a DND three times and NWT once

PLAYOFF CAREER: Has appeared in 27 playoff games (25 starts), averaging 8.9 points on .497 shooting, 6.3 rebounds and 1.6 blocks in 23.3 minutes per game...started all 20 games during Cleveland's NBA Finals run in the **2015 PLAYOFFS**...recorded five double-doubles and averaged 10.6 points on .500 shooting, 7.3 rebounds and a team-high 1.8 blocks in 26.5 minutes per game...in the First Round sweep over Boston, averaged 9.8 points, 8.0 rebounds and 3.0 blocks in 24.5 minutes...became the first player in Cavs postseason history to tally 16 points, seven rebounds and five blocks when he put up those numbers in Game 2 of the First Round against Boston on April 21...against Chicago in the Semifinals, averaged 7.7 points, 6.5 rebounds and 1.7 blocks in 25.7 minutes per game...in the Eastern Conference Finals versus Atlanta, averaged 10.8 points on .567 shooting, 7.5 rebounds and 1.3 blocks in 26.5 minutes...during the 2015 NBA Finals, averaged 14.0 points on .551 shooting, 7.5 rebounds and 1.5 blocks in 28.3 minutes...poured in 17 points on 5-8 (.625) shooting and 11 rebounds in 29 minutes at Golden State in Game 2 of the NBA Finals on June 7...finished with a career-high (regular season and postseason) 28 points on 9-16 (.563) shooting from the field, a 10-12 (.833) mark from the free-throw line, 10 rebounds (six offensive) and one steal in 33 minutes during Game 4 against the Warriors on June 11; became the first Cavaliers center to tally 28 points and 10 rebounds in a postseason game since Brad Daugherty on April 23, 1992 (40 pts/16 rbs vs. New Jersey)...registered 17 points on 5-8 (.625) shooting from the field, 12 rebounds (seven offensive) and a game-high four blocks in 33 minutes in Game 6 against the Warriors on June 16...during the **2013 Playoffs**, active but DNP-CD in all six games of Denver's first-round series against Golden State...during the **2012 Playoffs**, started five of seven games against the Lakers...recorded eight points, four rebounds, two assists, and one block in GM 6 vs. LAL on 5/10/12...shot 12-of-25 from the field in the series.

20 TIMOFEY MOZGOV

MOZGOV HIGHS	2015-16 SEASON HIGHS	CAREER HIGHS	POSTSEASON HIGHS
Points	17 @ Orlando 12/11/15	23 4 Times	28 vs. Golden State 6/11/15
Field Goals Made	8 @ Orlando 12/11/15	10 @ Golden State 4/10/14	9 vs. Golden State 6/11/15
Field Goals Attempted	12 vs. Detroit 4/13/16	15 5 Times	16 vs. Golden State 6/11/15
Three Point Field Goals Made	1 vs. Indiana 11/8/15	1 7 Times	-
Three Point FG Attempted	2 2 Times	2 7 Times	-
Free Throws Made	6 @ Milwaukee 11/14/15	8 @ Milwaukee 2/20/14	10 vs. Golden State 6/11/15
Free Throws Attempted	6 @ Milwaukee 11/14/15	10 2 Times	12 2 Times
Offensive Rebounds	5 @ Dallas 1/12/16	9 2 Times	7 vs. Golden State 6/16/15
Defensive Rebounds	11 vs. Detroit 4/13/16	20 @ Golden State 4/10/14	9 @ Golden State 6/7/15
Total Rebounds	12 vs. Detroit 4/13/16	29 @ Golden State 4/10/14	12 vs. Golden State 6/16/15
Assists	3 vs. Detroit 4/13/16	4 @ Memphis 3/25/15	3 @ Chicago 5/10/15
Steals	2 6 Times	3 2 Times	1 10 Times
Blocks	4 2 Times	5 3 Times	5 vs. Boston 4/21/15
Minutes Played	37 @ vs. Detroit 4/13/16	49 @ Toronto 12/8/14	39 @ Chicago 5/10/15

NBA REGULAR SEASON

TEAM	YEAR	GP	GS	MIN	MPG	TOTAL			3-POINT			FREE THROWS			REBOUNDS				AST	APG	PF	DQ	STL	SPG	BLK	BPG	PTS	PPG
						FGM	FGA	PCT	GM	GA	PCT	FTM	FTA	PCT	OFF	DEF	TOT	RPG										
DEN	10-11	45	14	524	11.6	63	133	.474	0	0	---	37	52	.712	46	75	121	2.7	15	0.3	84	1	15	0.3	25	0.6	163	3.6
DEN	11-12	44	35	687	15.6	100	190	.526	0	0	---	39	57	.684	53	126	179	4.1	22	0.5	86	0	15	0.3	42	1.0	239	5.4
DEN	12-13	41	1	366	8.9	44	87	.506	0	2	.000	20	26	.769	50	57	107	2.6	9	0.2	57	1	6	0.1	18	0.4	108	2.6
DEN	13-14	82	30	1770	21.6	285	545	.523	4	24	.167	196	260	.754	171	357	528	6.4	62	0.8	213	3	27	0.3	100	1.2	770	9.4
DEN-CLE	14-15	81	80	2046	25.3	314	566	.555	2	6	.333	155	216	.718	202	389	591	7.3	55	0.7	227	2	33	0.4	97	1.2	785	9.7
CLE	15-16	76	48	1326	17.4	203	359	.565	1	7	.143	68	95	.716	110	227	337	4.4	33	0.4	159	1	22	0.3	57	0.8	475	6.3
TOTAL		369	208	6719	18.2	1009	1880	.537	7	39	.179	515	706	.729	632	1231	1863	5.0	196	0.5	826	8	118	0.3	339	0.9	2540	6.9

NBA PLAYOFFS

TEAM	YEAR	GP	GS	MIN	MPG	TOTAL			3-POINT			FREE THROWS			REBOUNDS				AST	APG	PF	DQ	STL	SPG	BLK	BPG	PTS	PPG
						FGM	FGA	PCT	GM	GA	PCT	FTM	FTA	PCT	OFF	DEF	TOT	RPG										
DEN	11-12	7	5	99	14.1	12	25	.480	0	0	---	4	8	.500	10	13	23	3.3	3	0.4	16	0	2	0.3	6	0.9	28	4.0
CLE	14-15	20	20	529	26.5	74	148	.500	0	0	---	64	81	.790	57	89	146	7.3	13	0.7	57	1	8	0.4	36	1.8	212	10.6
TOTAL		27	25	628	23.3	86	173	.497	0	0	---	68	89	.764	67	102	169	6.3	16	0.6	73	1	10	0.4	42	1.6	240	8.9

TIMOFEY MOZGOV GAME-BY-GAME STATS

DATE	TM	@	OPP	WL	O	P	G	GS	MIN	FG	FGA	FG%	FG3	FG3A	FG3%	FT	FTA	FT%	OREB	DREB	REB	AST	PF	DQ	STL	TO	BLK	PTS	PPG
10/27/2015	CLE	@	CHI	.L	-	C	1	1	21	2	6	.333	0	0	---	1	2	.500	2	3	5	2	2	0	0	3	2	5	5.0
10/28/2015	CLE	@	MEM	W.	-	C	2	2	25	4	8	.500	0	1	.000	1	1	1.000	1	3	4	0	2	0	0	2	0	9	7.0
10/30/2015	CLE	v	MIA	W.	-	C	3	3	18	4	6	.667	0	0	---	1	1	1.000	1	4	5	0	2	0	0	1	1	9	7.7
11/02/2015	CLE	@	PHI	W.	-	C	4	4	22	2	7	.286	0	0	---	2	2	1.000	3	4	7	1	2	0	0	2	4	6	7.3
11/04/2015	CLE	v	NY	W.	-	C	5	5	22	3	6	.500	0	0	---	4	4	1.000	0	3	3	2	1	0	0	0	0	10	7.8
11/06/2015	CLE	v	PHI	W.	-	C	6	6	19	6	7	.857	0	0	---	1	2	.500	2	4	6	0	2	0	0	1	1	13	8.7
11/08/2015	CLE	v	IND	W.	-	C	7	7	23	2	5	.400	1	2	.500	4	5	.800	2	4	6	0	3	0	0	0	1	9	8.7
11/10/2015	CLE	v	UTA	W.	-	C	8	8	19	0	1	.000	0	0	---	3	4	.750	1	1	2	0	3	0	0	1	1	3	8.0
11/13/2015	CLE	@	NY	W.	-	C	9	9	27	4	5	.800	0	0	---	3	5	.600	1	6	7	0	1	0	1	1	0	11	8.3
11/14/2015	CLE	@	MIL	.L	2	C	10	10	16	1	5	.200	0	0	---	6	6	1.000	2	2	4	0	3	0	0	0	3	8	8.3
11/17/2015	CLE	@	DET	.L	-	C	11	11	28	4	6	.667	0	0	---	2	4	.500	1	5	6	1	2	0	2	2	1	10	8.5
11/19/2015	CLE	v	MIL	W.	-	C	12	12	11	1	2	.500	0	0	---	0	0	---	0	0	0	0	2	0	0	1	0	2	7.9
11/21/2015	CLE	v	ATL	W.	-	DNP																							
11/23/2015	CLE	v	ORL	W.	-	DNP																							
11/25/2015	CLE	@	TOR	.L	-	DNP																							
11/27/2015	CLE	@	CHA	W.	-	C	13	13	18	3	9	.333	0	0	---	2	2	1.000	2	1	3	0	1	0	1	3	0	8	7.9
11/28/2015	CLE	v	BRK	W.	-	C	14	14	17	1	7	.143	0	1	.000	0	0	---	3	3	6	2	3	0	2	3	1	2	7.5
12/01/2015	CLE	v	WAS	.L	-	C	15	15	9	0	3	.000	0	0	---	0	0	---	1	1	2	0	2	0	0	4	0	0	7.0
12/04/2015	CLE	@	NO	.L	1	C	16	16	17	4	5	.800	0	0	---	0	0	---	1	2	3	0	2	0	0	1	0	8	7.1
12/05/2015	CLE	@	MIA	.L	-	C	17	17	21	4	6	.667	0	0	---	0	0	---	0	4	4	0	1	0	2	1	0	8	7.1
12/08/2015	CLE	v	POR	W.	-	C	18	18	7	0	0	---	0	0	---	0	0	---	0	0	0	0	0	0	0	0	0	0	6.7
12/11/2015	CLE	@	ORL	W.	-	C	19	19	20	8	9	.889	0	0	---	1	1	1.000	2	2	4	1	3	0	0	2	0	17	7.3
12/15/2015	CLE	@	BOS	W.	-	C	20	20	24	4	5	.800	0	0	---	1	1	1.000	0	10	10	0	1	0	0	0	3	9	7.4
12/17/2015	CLE	v	OKC	W.	-	C	21	21	21	3	5	.600	0	0	---	0	0	---	0	0	0	1	2	0	0	1	0	6	7.3
12/20/2015	CLE	v	PHI	W.	-	C	22	22	24	3	6	.500	0	1	.000	2	2	1.000	1	6	7	1	2	0	0	0	1	8	7.3
12/23/2015	CLE	v	NY	W.	-	C	23	23	14	3	6	.500	0	0	---	0	0	---	2	2	4	1	0	0	0	0	1	6	7.3
12/25/2015	CLE	@	GS	.L	-	C	24	24	14	0	5	.000	0	0	---	0	0	---	3	0	3	0	3	0	0	1	0	0	7.0
12/26/2015	CLE	@	POR	.L	-	C	25	25	14	1	4	.250	0	0	---	0	0	---	2	2	4	0	2	0	0	1	1	2	6.8
12/28/2015	CLE	@	PHO	W.	-	-	26	25	16	2	5	.400	0	0	---	0	0	---	1	3	4	0	1	0	1	0	3	4	6.7
12/29/2015	CLE	@	DEN	W.	-	-	27	25	15	2	5	.400	0	1	.000	0	0	---	1	3	4	0	4	0	0	1	0	4	6.6
01/02/2016	CLE	v	ORL	W.	-	-	28	25	13	2	4	.500	0	0	---	3	3	1.000	1	4	5	2	2	0	1	0	0	7	6.6
01/04/2016	CLE	v	TOR	W.	-	-	29	25	17	2	2	1.000	0	0	---	0	0	---	1	2	3	0	4	0	0	2	0	4	6.5
01/06/2016	CLE	@	WAS	W.	-	-	30	25	5	1	3	.333	0	0	---	0	0	---	1	1	2	0	2	0	0	1	0	2	6.3
01/08/2016	CLE	@	MIN	W.	-	-	31	25	24	3	4	.750	0	0	---	1	2	.500	3	6	9	1	3	0	0	2	2	7	6.4
01/10/2016	CLE	@	PHI	W.	-	-	32	25	9	1	4	.250	0	1	.000	0	0	---	2	2	4	0	2	0	0	1	0	2	6.2
01/12/2016	CLE	@	DAL	W.	1	-	33	25	21	4	6	.667	0	0	---	2	2	1.000	5	4	9	0	1	0	2	0	1	10	6.3
01/14/2016	CLE	@	SA	.L	-	-	34	25	15	0	0	---	0	0	---	0	0	---	1	1	2	0	4	0	0	1	0	0	6.1
01/15/2016	CLE	@	HOU	W.	-	-	35	26	18	1	2	.500	0	0	---	0	0	---	0	2	2	1	3	0	0	0	1	2	6.0
01/18/2016	CLE	v	GS	.L	-	C	36	27	15	3	6	.500	0	0	---	0	0	---	1	2	3	0	5	0	0	1	1	6	6.0
01/20/2016	CLE	@	BRK	W.	-	-	37	28	20	5	9	.556	0	0	---	1	2	.500	2	3	5	0	2	0	0	0	0	11	6.2
01/21/2016	CLE	v	LAC	W.	-	-	38	29	22	5	6	.833	0	0	---	1	2	.500	2	3	5	1	2	0	2	0	2	11	6.3
01/23/2016	CLE	v	CHI	.L	-	C	39	30	21	3	8	.375	0	0	---	0	2	.000	4	2	6	0	0	0	0	0	1	6	6.3
01/25/2016	CLE	v	MIN	W.	-	-	40	30	15	2	2	1.000	0	0	---	0	0	---	0	3	3	0	2	0	0	1	0	4	6.2
01/27/2016	CLE	v	PHO	W.	-	-	41	30	16	5	7	.714	0	0	---	0	0	---	0	1	1	1	3	0	0	0	0	10	6.3
01/29/2016	CLE	@	DET	W.	-	-	42	30	19	5	6	.833	0	0	---	2	2	1.000	4	4	8	1	2	0	0	1	0	12	6.5
01/30/2016	CLE	v	SA	W.	-	-	43	30	11	3	6	.500	0	0	---	0	0	---	1	2	3	0	4	0	0	1	0	6	6.4
02/01/2016	CLE	@	IND	W.	1	-	44	30	12	3	4	.750	0	0	---	0	0	---	0	2	2	0	3	0	0	0	0	6	6.4
02/03/2016	CLE	@	CHA	.L	-	-	45	30	7	2	2	1.000	0	0	---	0	0	---	0	0	0	0	1	0	0	0	0	4	6.4
02/05/2016	CLE	v	BOS	.L	-	-	46	30	18	3	6	.500	0	0	---	0	3	.000	1	5	6	3	2	0	0	0	0	6	6.4
02/06/2016	CLE	v	NO	W.	-	-	47	31	22	3	5	.600	0	0	---	0	0	---	2	4	6	1	2	0	0	1	2	6	6.4
02/08/2016	CLE	v	SAC	W.	-	-	48	31	21	2	4	.500	0	0	---	0	0	---	0	2	2	0	3	0	0	0	2	4	6.3
02/10/2016	CLE	v	LAL	W.	-	-	49	31	19	3	3	1.000	0	0	---	0	2	.000	1	4	5	0	1	0	1	0	0	6	6.3
02/18/2016	CLE	v	CHI	W.	-	-	50	31	26	5	8	.625	0	0	---	1	1	1.000	4	3	7	0	2	0	0	0	4	11	6.4
02/21/2016	CLE	@	OKC	W.	-	-	51	31	18	5	7	.714	0	0	---	1	2	.500	2	3	5	0	5	0	0	3	0	11	6.5
02/22/2016	CLE	v	DET	.L	-	-	52	31	18	2	3	.667	0	0	---	0	0	---	1	6	7	0	1	0	0	1	1	4	6.4
02/24/2016	CLE	v	CHA	W.	-	-	53	31	25	3	8	.375	0	0	---	0	0	---	3	6	9	0	6	1	1	1	0	6	6.4
02/26/2016	CLE	@	TOR	.L	-	-	54	31	9	2	3	.667	0	0	---	0	0	---	1	1	2	0	1	0	0	0	0	4	6.4
02/28/2016	CLE	@	WAS	.L	-	-	55	31	25	4	6	.667	0	0	---	2	2	1.000	3	7	10	0	3	0	0	5	2	10	6.5
02/29/2016	CLE	v	IND	W.	-	-	56	32	16	0	1	.000	0	0	---	1	2	.500	3	5	8	0	1	0	0	0	0	1	6.4
03/04/2016	CLE	v	WAS	W.	-	-	57	33	20	7	11	.636	0	0	---	0	1	.000	3	2	5	0	2	0	0	0	0	14	6.5
03/05/2016	CLE	v	BOS	W.	-	-	58	34	11	4	4	1.000	0	0	---	2	2	1.000	0	3	3	0	1	0	0	1	0	10	6.6
03/07/2016	CLE	v	MEM	.L	-	C	59	35	11	1	3	.333	0	0	---	0	0	---	4	2	6	1	2	0	1	2	0	2	6.5
03/09/2016	CLE	@</																											

4 IMAN SHUMPERT

Guard 6-5, 220 lbs 6/26/90 Georgia Tech

Years Pro: 5

DRAFTED: By the New York Knicks in the first round (17th overall pick) of the 2011 NBA Draft.

ACQUIRED: From the New York Knicks along with J.R. Smith and a protected 2015 first round pick from the Oklahoma City Thunder in a three-team trade that sent Dion Waiters to the Thunder and Lou Amundson, Alex Kirk and a 2019 second round pick to the Knicks on Jan. 5, 2015. New York also received forward Lance Thomas from Oklahoma City.



2015-16 SEASON:

- Played in 54 games (five starts) with Cleveland
- Averaged 5.8 points, 3.8 rebounds, 1.7 assists and 1.0 steal in 24.4 minutes
- Shot .784 from the free throw line
- Scored 10 or more points nine times this season and scored 20 or more points once
- Notched one double-double
- Had 14 games with at least two steals and five games with three or more
- Had three games of tallying at least 10 points, five rebounds and two steals
- Recorded his highest scoring game as a Cavalier with a season-high 23 points, a season-high 3-6 (.500) mark from the three-point line, three rebounds and four steals in 29 minutes at Minnesota on Jan. 8
- Scored his 2,000th regular season career point against Minnesota on Jan. 25
- Swiped a season-high five steals against Boston on Feb. 5; also tallied four points, eight rebounds, three assists and one block in 35 minutes
- Pulled down a game-high 11 rebounds while tallying six points in 25 minutes versus Sacramento on Feb. 8
- Posted a double-double with 12 points on 4-8 (.500) shooting, including a 2-4 (.500) clip from deep, a career-high 16 rebounds (six offensive), four assists and two steals in 35 minutes off the bench versus Boston on March 5; became the first bench player in Cavaliers history to finish with at least 12 points, 16 rebounds and four assists
- Pulled down his 1,000th regular career rebound against the Lakers on March 10 in Los Angeles
- Dished out a season-high five assists in 32 minutes against Dallas on March 16
- Missed 21 games from Oct. 27-Dec. 8 due to a ruptured Extensor Carpi Ulnaris; missed three games from April 9-13 with left knee soreness/inflammation; missed one game on Dec. 17 with a right groin strain and three games from Feb. 21-24 with a left shoulder sprain
- Led or tied for the team lead in steals 12 times, blocks seven times, rebounds twice and assists twice
- Was a DND three times this season and a DNP-CD twice
- Was placed on the Inactive List 23 times

PLAYOFF CAREER: In 33 career postseason games (29 starts), holds averages of 8.9 points, 5.2 rebounds and 1.2 steals in 31.8 minutes per game...also shooting .375 from the three-point line and .778 from the foul line...appeared in all 20 games (16 starts) during the Cavs' NBA Finals run in the **2015 Playoffs**...averaged 9.1 points, including a .355 (33-93) clip from the three-point line, 4.9 rebounds, and 1.3 1.3 steals in 34.8 minutes, while posting one double-double...shot a perfect 8-8 from the foul line while notching his 2nd career playoff double-double with 15 points, 10 rebounds, two steals and a playoff career-high three blocks in 38 minutes in Game 4 of the First Round against Boston on April 26...started all six games in the Eastern Conference Semifinals against Chicago and averaged 12.7 points, 4.5 rebounds, 1.3 steals and 1.0 block in 36.2 minutes...recorded a playoff career-best 22 points, including a 4-10 (.400) mark from deep, in 41 minutes against Chicago in Game 1 of the Second Round on May 4...in the Eastern Conference Finals versus Atlanta, averaged 9.5 points and 6.5 rebounds in 36.8 minutes...swiped a team-high 11 steals during the NBA Finals and averaged 6.5 points, 3.8 rebounds and 1.8 steals in 35.8 minutes per game...during the **2013 Playoffs**, started all 12 postseason games and averaged 9.3 ppg and 6.0 rpg with .410 shooting (41-100) over 28.1 mpg...key factor in first round with 9.0 ppg and 6.8 rpg with .452 shooting (19-42 FGA) over 28.5 mpg, starting all six games vs. Celtics...had 11 steals in the six games, three double-figure scoring games and one double-double (12 pts, career Playoff high 12 rebs in Game Four loss)...headline performer in Game Six clincher with 17 points (6-9 FGA, 3-3 from Downtown), six rebounds and two steals...authored perhaps game's biggest defensive play in fourth quarter, stealing Pierce pass and converting it into a fast break layup to halt Celtics' 20-0 run and give NY a 77-69 lead with 5:06 left...in East Semis vs. Pacers, had 9.7 ppg over 27.7 mpg...central figure in Knicks' comeback run in Game Six finale with Playoff career-high 19 points (6-10 FGA, 5-6 from Downtown) in 25 minutes (DQ), including three, 3PT FGM over 1:04 span in third quarter...during the **2012 Playoffs**, suffered torn left ACL and meniscus in third quarter of Game One loss at Miami, Apr. 28, 2012, and was sidelined for remainder of Playoffs.

4 IMAN SHUMPERT

SHUMPERT HIGHS	2015-16 SEASON HIGHS	CAREER HIGHS	PLAYOFF HIGHS
Points	23 @ Minnesota 1/8/16	27 @ San Antonio 1/2/14	22 vs. Chicago 5/4/15
Field Goals Made	9 @ Minnesota 1/8/16	10 2 Times	8 vs. Chicago 5/4/15
Field Goals Attempted	19 @ Minnesota 1/8/16	21 vs. Orlando 3/28/12	17 vs. Chicago 5/4/15
Three Point Field Goals Made	3 @ Minnesota 1/8/16	6 2 Times	5 @ Indiana 5/18/13
Three Point FG Attempted	7 @ Dallas 1/12/16	10 vs. Orlando 3/28/12	10 vs. Chicago 5/4/15
Free Throws Made	4 @ Indiana 4/6/16	8 vs. Utah 3/9/13	8 @ Boston 4/26/15
Free Throws Attempted	5 vs. Brooklyn 3/31/16	10 2 Times	8 2 Times
Offensive Rebounds	6 vs. Boston 3/5/16	6 2 Times	4 2 Times
Defensive Rebounds	10 vs. Boston 3/5/16	10 vs. Boston 3/5/16	9 @ Boston 4/26/15
Total Rebounds	16 vs. Boston 3/5/16	16 vs. Boston 3/5/16	12 @ Boston 4/28/13
Assists	5 vs. Dallas 3/16/16	9 @ Atlanta 11/13/13	4 2 Times
Steals	5 vs. Boston 2/5/16	6 2 Times	4 @ Golden State 6/4/15
Blocks	2 4 Times	2 7 Times	3 2 Times
Minutes Played	35 4 Times	45 vs. Chicago 4/8/12	44 @ Boston 4/28/13

NBA REGULAR SEASON

TEAM	YEAR	GP	GS	MIN	MPG	TOTAL			3-POINT			FREE THROWS			REBOUNDS				AST	APG	PF	DQ	STL	SPG	BLK	BPG	PTS	PPG
						FGM	FGA	PCT	GM	GA	PCT	FTM	FTA	PCT	OFF	DEF	TOT	RPG										
NYK	11-12	59	35	1705	28.9	214	534	.401	48	157	.306	87	109	.798	42	144	186	3.2	164	2.8	173	1	101	1.7	8	0.1	563	9.5
NYK	12-13	45	45	996	22.1	109	275	.396	51	127	.402	36	47	.766	31	105	136	3.0	75	1.7	99	1	43	1.0	7	0.2	305	6.8
NYK	13-14	74	58	1962	26.5	183	484	.378	76	228	.333	53	71	.746	81	227	308	4.2	129	1.7	209	1	92	1.2	13	0.2	495	6.7
NYK-CLE	14-15	62	25	1545	24.9	193	471	.410	67	196	.342	43	64	.672	55	169	224	3.6	135	2.2	138	2	81	1.3	16	0.3	496	8.0
CLE	15-16	54	5	1316	24.4	114	305	.374	43	146	.295	40	51	.784	32	171	203	3.8	92	1.7	119	1	54	1.0	19	0.4	311	5.8
TOTAL		294	168	7524	25.6	813	2069	.393	285	854	.334	259	342	.757	241	816	1057	3.6	595	2.0	738	6	371	1.3	63	0.2	2170	7.4

NBA PLAYOFFS

TEAM	YEAR	GP	GS	MIN	MPG	TOTAL			3-POINT			FREE THROWS			REBOUNDS				AST	APG	PF	DQ	STL	SPG	BLK	BPG	PTS	PPG
						FGM	FGA	PCT	GM	GA	PCT	FTM	FTA	PCT	OFF	DEF	TOT	RPG										
NYK	11-12	1	1	19	19.0	0	2	.000	0	1	.000	0	0	.000	0	1	1	1.0	0	0.0	2	0	1	1.0	0	0.0	0	0.0
NYK	12-13	12	12	337	28.1	41	100	.410	18	42	.429	12	14	.429	18	54	72	6.0	16	1.3	36	1	13	1.1	3	0.3	112	9.3
CLE	14-15	20	16	695	34.8	59	164	.360	33	93	.355	30	40	.355	23	75	98	4.9	23	1.2	50	1	25	1.3	16	0.8	181	9.1
TOTAL		33	29	1051	31.8	100	266	.376	51	136	.375	42	54	.375	41	130	171	5.2	39	1.2	88	2	39	1.2	19	0.6	293	8.9

IMAN SHUMPERT GAME-BY-GAME STATS

DATE	TM	@	OPP	WL	O	P	G	GS	MIN	FG	FGA	FG%	FG3	FG3A	FG3%	FT	FTA	FT%	OREB	DREB	REB	AST	PF	DQ	STL	TO	BLK	PTS	PPG	
10/27/2015	CLE	@	CHI	.L	-	INA																								
10/28/2015	CLE	@	MEM	W.	-	INA																								
10/30/2015	CLE	v	MIA	W.	-	INA																								
11/02/2015	CLE	@	PHI	W.	-	INA																								
11/04/2015	CLE	v	NY	W.	-	INA																								
11/06/2015	CLE	v	PHI	W.	-	INA																								
11/08/2015	CLE	v	IND	W.	-	INA																								
11/10/2015	CLE	v	UTA	W.	-	INA																								
11/13/2015	CLE	@	NY	W.	-	INA																								
11/14/2015	CLE	@	MIL	.L	2	INA																								
11/17/2015	CLE	@	DET	.L	-	INA																								
11/19/2015	CLE	v	MIL	W.	-	INA																								
11/21/2015	CLE	v	ATL	W.	-	INA																								
11/23/2015	CLE	v	ORL	W.	-	INA																								
11/25/2015	CLE	@	TOR	.L	-	INA																								
11/27/2015	CLE	@	CHA	W.	-	INA																								
11/28/2015	CLE	v	BRK	W.	-	INA																								
12/01/2015	CLE	v	WAS	.L	-	INA																								
12/04/2015	CLE	@	NO	.L	1	INA																								
12/05/2015	CLE	@	MIA	.L	-	INA																								
12/08/2015	CLE	v	POR	W.	-	INA																								
12/11/2015	CLE	@	ORL	W.	-	1	0	25	5	7	.714		2	3	.667	2	3	.667	0	3	3	0	2	0	0	0	0	14	14.0	
12/15/2015	CLE	@	BOS	W.	-	2	0	14	2	4	.500		2	3	.667	0	0	---	0	1	1	1	1	0	0	1	1	6	10.0	
12/17/2015	CLE	v	OKC	W.	-	INA																								
12/20/2015	CLE	v	PHI	W.	-	3	0	16	1	5	.200		0	1	.000	1	2	.500	0	2	2	4	0	0	1	0	0	3	7.7	
12/23/2015	CLE	v	NY	W.	-	4	0	27	2	7	.286		2	5	.400	2	2	1.000	1	3	4	1	2	0	1	0	2	8	7.8	
12/25/2015	CLE	@	GS	.L	-	5	0	29	0	6	.000		0	3	.000	0	0	---	1	3	4	1	4	0	1	0	0	0	6.2	
12/26/2015	CLE	@	POR	.L	-	6	0	25	2	8	.250		1	4	.250	0	0	---	0	4	4	2	1	0	1	3	0	5	6.0	
12/28/2015	CLE	@	PHO	W.	-	7	0	21	2	3	.667		1	2	.500	0	0	---	1	2	3	1	4	0	0	3	0	5	5.9	
12/29/2015	CLE	@	DEN	W.	-	8	0	31	7	13	.538		2	5	.400	0	0	---	1	2	3	2	1	0	2	0	0	16	7.1	
01/02/2016	CLE	v	ORL	W.	-	9	0	21	1	3	.333		1	2	.500	0	0	---	0	2	2	1	2	0	0	0	0	3	6.7	
01/04/2016	CLE	v	TOR	W.	-	10	0	30	2	5	.400		1	3	.333	0	0	---	0	3	3	3	4	0	1	2	0	5	6.5	
01/06/2016	CLE	@	WAS	W.	-	11	0	30	2	4	.500		1	3	.333	0	0	---	1	5	6	3	1	0	1	0	0	5	6.4	
01/08/2016	CLE	@	MIN	W.	-	12	0	29	9	19	.474		3	6	.500	2	2	1.000	0	3	3	1	1	0	4	0	0	23	7.8	
01/10/2016	CLE	@	PHI	W.	-	13	0	17	1	5	.200		0	2	.000	0	0	---	0	2	2	0	0	0	0	0	1	2	7.3	
01/12/2016	CLE	@	DAL	W.	1	-	14	0	23	4	11	.364		2	7	.286	0	0	---	0	2	2	2	4	0	3	2	1	10	7.5
01/14/2016	CLE	@	SA	.L	-	15	0	19	3	3	1.000		1	1	1.000	0	0	---	0	1	1	1	1	0	2	2	0	7	7.5	
01/15/2016	CLE	@	HOU	W.	-	16	0	28	1	7	.143		0	3	.000	0	0	---	2	1	3	3	2	0	2	1	1	2	7.1	
01/18/2016	CLE	v	GS	.L	-	17	0	29	4	6	.667		0	1	.000	2	3	.667	0	2	2	0	6	1	0	3	0	10	7.3	
01/20/2016	CLE	@	BRK	W.	-	18	0	30	2	7	.286		1	3	.333	1	2	.500	1	2	3	1	0	0	2	1	2	6	7.2	
01/21/2016	CLE	v	LAC	W.	-	19	0	21	3	6	.500		1	3	.333	0	0	---	1	1	2	1	4	0	0	1	0	7	7.2	
01/23/2016	CLE	v	CHI	.L	-	20	0	22	1	6	.167		0	3	.000	0	0	---	1	2	3	1	2	0	0	1	0	2	7.0	
01/25/2016	CLE	v	MIN	W.	-	21	0	23	3	7	.429		2	3	.667	1	1	1.000	0	3	3	2	3	0	0	1	1	9	7.0	
01/27/2016	CLE	v	PHO	W.	-	22	0	27	2	4	.500		1	2	.500	0	0	---	0	3	3	3	0	0	2	3	0	5	7.0	
01/29/2016	CLE	@	DET	W.	-	23	0	15	1	2	.500		1	2	.500	0	0	---	0	1	1	0	3	0	0	1	0	3	6.8	
01/30/2016	CLE	v	SA	W.	-	24	0	28	1	3	.333		0	2	.000	0	0	---	0	5	5	2	2	0	0	0	0	2	6.6	
02/01/2016	CLE	@	IND	W.	1	-	25	0	22	1	2	.500		0	0	---	2	2	1.000	1	3	4	2	0	0	0	1	0	4	6.5
02/03/2016	CLE	@	CHA	.L	-	26	0	22	1	4	.250		1	2	.500	1	2	.500	0	1	1	2	2	0	1	3	0	4	6.4	
02/05/2016	CLE	v	BOS	.L	-	27	0	35	1	6	.167		1	5	.200	1	2	.500	3	5	8	3	4	0	5	1	1	4	6.3	
02/06/2016	CLE	v	NO	W.	-	28	0	23	2	7	.286		1	6	.167	0	0	---	0	4	4	1	1	0	0	2	2	5	6.3	
02/08/2016	CLE	v	SAC	W.	-	29	0	25	3	7	.429		0	0	---	0	1	.000	2	9	11	1	4	0	0	2	0	6	6.2	
02/10/2016	CLE	v	LAL	W.	-	30	0	18	2	6	.333		0	2	.000	0	0	---	0	4	4	0	4	0	1	2	0	4	6.2	
02/18/2016	CLE	v	CHI	W.	-	31	0	26	2	6	.333		1	2	.500	0	0	---	1	6	7	1	3	0	2	2	0	5	6.1	
02/21/2016	CLE	@	OKC	W.	-	DNP																								
02/22/2016	CLE	v	DET	.L	-	DNP																								
02/24/2016	CLE	v	CHA	W.	-	DNP																								
02/26/2016	CLE	@	TOR	.L	-	32	0	22	1	2	.500		0	0	---	0	0	---	0	3	3	3	5	0	0	1	0	2	6.0	
02/28/2016	CLE	@	WAS	.L	-	33	0	34	4	12	.333		1	6	.167	3	4	.750	1	4	5	3	3	0	3	1	0	12	6.2	
02/29/2016	CLE	v	IND	W.	-	34	0	17	0	6	.000		0	3	.000	0	0	---	0	0	0	1	2	0	0	0	0	0	6.0	
03/04/2016	CLE	v	WAS	W.	-	F	35	1	30	0	3	.000		0	2	.000	2	2	1.000	0	3	3	3	2	0	1	1	1	2	5.9
03/05/2016	CLE	v	BOS	W.	-	36	1	35	4	8	.500		2	4	.500	2	2	1.000	6	10	16	4	5	0	2	2	0	12	6.1	
03/07/2016	CLE	v	MEM	.L	-	37	1	22	3	5	.600		1	2	.500	2	2	1.000	0	4	4	1	1	0	2	0	0	9	6.1	
03/09/2016	CLE	@	SAC	W.	-	38	1	19	1	4	.250		1	3	.333	1	2	.500	0	5	5	2	2	0	0	0	0	4	6.1	
03/10/2016	CLE	@	LAL	W.	-	39	1	26	1	4	.250		0	2	.000	0	0	---	0	5	5	1	4	0	0	1	0	2	6.0	
03/13/2016	CLE	@	LAC	W.	-	40	1	27	2	4	.500		0	2	.000	0	0	---	1	6	7	1	1	0	0	0	0	4	5.9	
03/14/2016	CLE	@	UTA	.L	-	41	1	19	1	3	.333		1	2	.500	0	0	---	0	1	1	2	0	0	1	0	0	3	5.9	
03/16/2016	CLE	v	DAL	W.	-	F	42	2	32	1	2	.500		0	0	---	0	0	---	2	2	4	5	3	0	3	2	1	2	5.8
03/18/2016	CLE	@	ORL	W.	-	43	2	22	3	6	.500																			

5 J.R. SMITH

Guard 6-6, 225 lbs 9/9/85 St. Benedict's Prep HS (Newark, NJ)

Years Pro: 12

DRAFTED: By the New Orleans Hornets in the first round (18th overall pick) of the 2004 NBA Draft.

ACQUIRED: from the New York Knicks along with Iman Shumpert and a protected 2015 first round pick from the Oklahoma City Thunder in a three-team trade that sent Dion Waiters to the Thunder and Lou Amundson, Alex Kirk and a 2019 second round pick to the Knicks on Jan. 5, 2015. New York also received forward Lance Thomas from Oklahoma City.



2015-16 SEASON:

- Played in 77 games (all starts) with Cleveland
- Averaged 12.4 points on .415 shooting, 2.8 rebounds and 1.1 steals in 30.7 minutes per game
- Shot .400 from the three-point line, which was tied for 17th in the NBA
- Ranked 7th in the NBA in three-pointers made with a franchise single season record 204 triples
- Currently ranks 17th in NBA history in three-pointers made with 1,679
- Made at least one three-pointer in 65 of 77 contests
- Nailed at least two three-pointers 50 times, three or more three-pointers on 36 occasions, four or more three-pointers 25 times, five or more triples 15 times and six-plus three-pointers on nine occasions
- His 15 games with five or more threes were the most in the East and the most in franchise history
- Hit seven three-pointers on three occasions; has 28 career games with at least seven three-pointers made, the second-most in NBA history
- Led the Cavs in steal-to-turnover ratio at 1.37
- Recorded one double-double
- Scored 10 or more points 50 times and 20 or more points 11 times on the season; scored a season high 27 points twice
- Had 21 games with at least two steals and 10 games with three or more steals; Swiped a season-high tying four steals on three occasions
- Made the most three-pointers in the Eastern Conference since Jan. 1 with 151
- Dished out a season-high seven assists at Memphis on Oct. 28
- Made his 1,500th career three-pointer with his second trey at Toronto on Nov. 25
- Had a career-high four blocks against Brooklyn on Nov. 28
- Swiped his 800th career steal at Denver on Dec. 29
- Scored at least 24 points in three straight games (Jan. 4-8), his first time doing so since April 2-6, 2014
- Made a season-high 8-14 (.571) shots from the three-point line and finished with 24 points and three rebounds in 30 minutes in a win over Toronto on Jan. 4; marked his 14th career regular season game with at least eight three-pointers, the 2nd-most in NBA history
- Had a season-high 27 points on 10-12 (.833) shooting from the field, including 5-6 (.833) from beyond the arc, and two steals in just 19 minutes at Minnesota on Jan. 8; became the first Cavs player to ever finish with at least 27 points in under 20 minutes in franchise history
- Became the 18th player in league history to make 1,600 career three-pointers with his fifth triple against Sacramento on Feb. 8...
- Moved past Jason Richardson (1,608) for 17th all-time in NBA history in three-pointers made with his fourth triple at Oklahoma City on Feb. 21
- Also surpassed Mike Miller (1,577) for 18th all-time in three-pointers made at Indiana on Feb. 1; Glen Rice (1,559) for 19th all-time in NBA history in three-pointers against the L.A. Clippers on Jan. 21; Tim Hardaway (1,542) and Eddie Jones (1,546) for 21st and 20th at Minnesota on Jan. 8; Nick Van Exel (1,528) for 22nd against Orlando on Jan. 2; Mike Bibby (1,517) for 23rd at Golden State on Dec. 25
- Notched a double-double in his 800th career regular season game after tallying 18 points and a season-high 11 rebounds in 39 minutes versus Chicago on Jan. 23
- Moved past Chris Mills for 10th place in Cavaliers history in three-pointers made at Orlando on March 18
- Shot 10-16 (.625) from the field, including 6-9 (.667) from beyond the arc, for a season-high tying 27 points while posting five rebounds, three assists and one steal in 33 minutes versus Charlotte on April 3
- Broke Wesley Person's franchise single-season record of 192 three-pointers (1997-98) with his third of seven triples at Milwaukee on April 5, the same night when he reached 11,000 points for his career (13th point of the game)
- Led or tied for the team lead in steals 21 times, blocks 10 times, points three times and in assists two times
- Was a DNP-CD three times, a DND once and a NWT once
- Missed three games from 11/4-11/8 due to a right knee contusion, quadriceps tendinitis; missed one game on 4/13 due to rest;

PLAYOFF CAREER: Has appeared in 69 career playoff games (four starts) with Denver, New York and Cleveland, averaging 13.0 points and 3.7 rebounds in 27.7 minutes per game...in Cleveland's NBA Finals run during the **2015 PLAYOFFS**, played in 18 games (four starts) with averages of 12.8 points and 4.7 rebounds in 31.1 minutes...also shot .359 from the three-point line...in the First Round against Boston, averaged 9.8 points, 3.3 rebounds and 2.3 steals in 26.8 minutes per game...swiped a playoff career-high five steals in Game 2 of the First Round against Boston on April 21...in the Eastern Conference Semifinals against Chicago, shot .444 (12-27) from deep, to go along with 12.8 points and 4.0 rebounds in 29.0 minutes...missed the first two games of the Semifinals due to suspension...during the Eastern Conference Finals against Atlanta, averaged 18.0 points on .500 shooting, including .471 (16-34) from deep, 7.5 rebounds and 2.0 assists in 33.8 minutes per game...set a Cavaliers playoff record for three-pointers in a game after going 8-12 (.667) from beyond the arc, while tallying a postseason career-best 28 points, eight rebounds, three assists, one steal and one block in 36 minutes off the bench at Atlanta in Game 1 of the Eastern Conference Finals on May 20; his eight three-point field goals were the second-most by a non-starter in an NBA playoff game (Jason Terry, 9 3FGM against LAL on 5/8/2011)...recorded his second career playoff double-double with 17 points, a career-high tying 10 rebounds and two blocks in 38 minutes off the bench against Atlanta in Game 3 of the Eastern Conference Finals on May 24...hit four triples while also notching his third career postseason double-double with 18 points, 10 rebounds and three assists in 29 minutes off the bench against Atlanta in Game 4 of the Eastern Conference Finals on May 26...in the 2015 NBA Finals, averaged 11.5 points and 4.3 rebounds in 33.7 minutes per game...in the **2013 PLAYOFFS**, averaged 14.3 points (second on the Knicks), 4.7 rebounds and 1.0 steal in 31.9 minutes over 11 postseason games...averaged 15.2 points in five games during the first round vs. Boston...ejected (Flagrant Foul 2) with 7:06 left in fourth quarter of Game 3; suspended by NBA for Game 4 (Apr. 28 at Boston)...averaged 13.5 points (second on team) in the East Semis vs. Indiana...recorded his first playoff double-double with 15 points and a postseason career-high 10 rebounds in 35 minutes in Game 6 of the second round against Indiana on May 18...in five games during the **2012 PLAYOFFS** with the Knicks, averaged 12.2 points, 2.6 rebounds, 2.2 assists and 1.2 steals in 35.0 minutes of the First Round series vs. Miami...went 8-8 from the free throw line and led the 2012 NBA Playoff leader board in FT pct. (1.000, tied with Jazz' Gordon Hayward, 16-16 FTA, 1.000)...in five games of the **2011 PLAYOFFS** with Denver, averaged 9.8 points and 2.0 rebounds in 15.2 minutes per game...during the **2010 PLAYOFFS**, appeared in six games with averages of 11.2 points and 3.8 rebounds in 26.5 minutes per game...in the **2009 PLAYOFFS**, notched 14.9 points, 3.3 rebounds, 2.8 assists and 1.1 steals in 27.2 minutes over 16 Playoff games to help lead Nuggets to Western Conference Finals...made a playoff career-high five three-pointers and finished with 20 points in 28 minutes in Game 5 of the First Round against New Orleans on April 29...During the **2008 PLAYOFFS**, averaged a postseason career-high 18.3 points on .535 shooting from the field in 27.0 minutes over four games with the Nuggets...also shot .833 from the foul line...scored his postseason career-high 26 points on 7-12 (.583) shooting in 31 minutes in Game 4 against the Lakers on April 28...made his first postseason appearance during the **2007 PLAYOFFS** and averaged 4.5 points and 2.3 rebounds in 11.8 minutes over four games with Denver.

5 J.R. SMITH

SMITH HIGHS	2015-16 SEASON HIGHS	CAREER HIGHS	PLAYOFF HIGHS
Points	27 2 Times	45 vs. Sacramento 4/13/09	28 @ Atlanta 5/20/15
Field Goals Made	10 4 Times	15 3 Times	10 2 Times
Field Goals Attempted	18 4 Times	29 2 Times	22 @ Indiana 5/14/13
Three Point Field Goals Made	8 vs. Toronto 1/4/16	11 vs. Sacramento 4/13/09	8 @ Atlanta 5/20/15
Three Point FG Attempted	16 vs. New Orleans 2/6/16	22 @ Miami 4/6/14	14 @ Golden State 6/14/15
Free Throws Made	4 vs. Washington 12/1/15	12 vs. Memphis 3/27/13	9 vs. L.A. Lakers 4/28/08
Free Throws Attempted	6 vs. Golden State 1/18/16	13 vs. Memphis 3/27/13	10 vs. Indiana 5/5/13
Offensive Rebounds	3 2 Times	6 @ Indiana 4/3/12	3 @ Utah 4/25/10
Defensive Rebounds	10 vs. Chicago 1/23/16	11 2 Times	10 vs. Atlanta 5/26/15
Total Rebounds	11 vs. Chicago 1/23/16	14 @ Chicago 4/11/13	10 3 Times
Assists	7 @ Memphis 10/28/15	9 @ Orlando 4/5/12	6 3 Times
Steals	4 3 Times	5 8 Times	5 vs. Boston 4/21/15
Blocks	4 vs. Brooklyn 11/28/15	4 vs. Brooklyn 11/28/15	2 3 Times
Minutes Played	51 @ Milwaukee 11/14/15	51 2 Times	39 vs. Miami 5/3/12

NBA REGULAR SEASON

TEAM	YEAR	GP	GS	MIN	MPG	TOTAL			3-POINT			FREE THROWS			REBOUNDS				AST	APG	PF	DQ	STL	SPG	BLK	BPG	PTS	PPG
						FGM	FGA	PCT	GM	GA	PCT	FTM	FTA	PCT	OFF	DEF	TOT	RPG										
NOH	04-05	76	56	1859	24.5	295	748	.394	81	281	.288	111	161	.689	39	113	152	2.0	142	1.9	135	0	55	0.7	11	0.1	782	10.3
NOK	05-06	55	25	989	18.0	144	366	.393	52	140	.371	83	101	.822	19	91	110	2.0	58	1.1	90	0	37	0.7	4	0.1	423	7.7
DEN	06-07	63	24	1471	23.3	284	644	.441	149	382	.390	102	126	.810	30	113	143	2.3	91	1.4	147	1	49	0.8	9	0.1	819	13.0
DEN	07-08	74	0	1421	19.2	311	674	.461	157	390	.403	128	178	.719	43	109	152	2.1	128	1.7	144	0	62	0.8	12	0.2	907	12.3
DEN	08-09	81	18	2245	27.7	424	950	.446	180	453	.397	205	272	.754	43	254	297	3.7	227	2.8	190	1	78	1.0	14	0.2	1233	15.2
DEN	09-10	75	0	2082	27.8	428	1033	.414	158	467	.338	142	201	.706	28	206	234	3.1	183	2.4	174	1	99	1.3	20	0.3	1156	15.4
DEN	10-11	79	6	1968	24.9	341	784	.435	124	318	.390	163	221	.738	45	277	322	4.1	175	2.2	173	0	92	1.2	16	0.2	969	12.3
NYK	11-12	35	1	967	27.6	165	405	.407	67	193	.347	39	55	.709	29	107	136	3.9	84	2.4	87	0	54	1.5	6	0.2	436	12.5
NYK	12-13	80	0	2678	33.5	527	1249	.422	155	436	.356	237	311	.762	64	361	425	5.3	218	2.7	226	3	100	1.3	24	0.3	1446	18.1
NYK	13-14	74	37	2421	32.7	396	955	.415	189	480	.394	90	138	.652	35	261	296	4.0	219	3.0	196	0	65	0.9	20	0.3	1071	14.5
NYK-CLE	14-15	70	51	2080	29.7	315	755	.417	163	426	.383	54	72	.750	30	188	218	3.1	195	2.8	163	1	82	1.2	22	0.3	847	12.1
CLE	15-16	77	77	2362	30.7	353	850	.415	204	510	.400	45	71	.634	43	174	217	2.8	130	1.7	204	1	81	1.1	21	0.3	955	12.4
TOTAL		839	295	22543	26.9	3983	9413	.423	1679	4476	.375	1399	1907	.734	448	2254	2702	3.2	1850	2.2	1929	8	854	1.0	179	0.2	11044	13.2

NBA PLAYOFFS

TEAM	YEAR	GP	GS	MIN	MPG	TOTAL			3-POINT			FREE THROWS			REBOUNDS				AST	APG	PF	DQ	STL	SPG	BLK	BPG	PTS	PPG
						FGM	FGA	PCT	GM	GA	PCT	FTM	FTA	PCT	OFF	DEF	TOT	RPG										
DEN	06-07	4	0	47	11.8	6	22	.273	0	12	.000	6	6	1.000	1	8	9	2.3	2	0.5	6	0	4	1.0	1	0.3	18	4.5
DEN	07-08	4	0	108	27.0	23	43	.535	7	22	.318	20	24	.833	1	6	7	1.8	7	1.8	12	1	4	1.0	0	0.0	73	18.3
DEN	08-09	16	0	435	27.2	88	194	.454	38	106	.358	25	46	.543	11	42	53	3.3	45	2.8	51	0	17	1.1	4	0.3	239	14.9
DEN	09-10	6	0	159	26.5	21	57	.368	11	31	.355	14	16	.875	5	18	23	3.8	10	1.7	17	0	4	0.7	2	0.3	67	11.2
DEN	10-11	5	0	76	15.2	16	45	.356	9	21	.429	8	11	.727	1	9	10	2.0	5	1.0	8	0	2	0.4	0	0.0	49	9.8
NYK	11-12	5	0	175	35.0	24	76	.316	5	28	.179	8	8	1.000	2	11	13	2.6	11	2.2	19	0	6	1.2	1	0.2	61	12.2
NYK	12-13	11	0	351	31.9	54	163	.331	18	66	.273	31	43	.721	6	46	52	4.7	15	1.4	27	0	11	1.0	5	0.5	157	14.3
CLE	14-15	18	4	560	31.1	83	206	.403	51	142	.359	14	20	.700	9	76	85	4.7	22	1.2	54	1	17	0.9	10	0.6	231	12.8
TOTAL		69	4	1911	27.7	315	806	.391	139	428	.325	126	174	.724	36	216	252	3.7	117	1.7	194	2	65	0.9	23	0.3	895	13.0

J.R. SMITH GAME-BY-GAME STATS

DATE	TM	@	OPP	WL	O	P	G	GS	MIN	FG	FGA	FG%	FG3	FG3A	FG3%	FT	FTA	FT%	OREB	DREB	REB	AST	PF	DQ	STL	TO	BLK	PTS	PPG
10/27/2015	CLE	@	CHI	.L	-	G	1	1	30	3	10	.300	0	2	.000	2	4	.500	1	4	5	3	4	0	1	0	0	8	8.0
10/28/2015	CLE	@	MEM	W.	-	G	2	2	34	4	10	.400	1	2	.500	0	0	---	2	5	7	7	2	0	1	1	0	9	8.5
10/30/2015	CLE	v	MIA	W.	-	G	3	3	22	1	8	.125	0	3	.000	0	0	---	0	2	2	0	4	0	0	2	1	2	6.3
11/02/2015	CLE	@	PHI	W.	-	G	4	4	5	0	1	.000	0	0	---	0	0	---	0	0	0	0	2	0	0	2	0	0	4.8
11/04/2015	CLE	v	NY	W.	-	DNP																							
11/06/2015	CLE	v	PHI	W.	-	DNP																							
11/08/2015	CLE	v	IND	W.	-	DNP																							
11/10/2015	CLE	v	UTA	W.	-	G	5	5	22	3	7	.429	1	2	.500	0	0	---	1	0	1	3	4	0	0	2	0	7	5.2
11/13/2015	CLE	@	NY	W.	-	G	6	6	27	3	10	.300	2	7	.286	0	2	.000	1	4	5	0	0	0	0	1	0	8	5.7
11/14/2015	CLE	@	MIL	.L	2	G	7	7	51	4	14	.286	2	8	.250	0	0	---	2	7	9	2	3	0	1	3	2	10	6.3
11/17/2015	CLE	@	DET	.L	-	G	8	8	36	6	10	.600	3	6	.500	0	2	.000	1	0	1	0	5	0	2	0	1	15	7.4
11/19/2015	CLE	v	MIL	W.	-	G	9	9	39	7	12	.583	4	8	.500	0	0	---	0	2	2	1	3	0	0	0	0	18	8.6
11/21/2015	CLE	v	ATL	W.	-	G	10	10	38	5	18	.278	4	12	.333	1	1	1.000	1	1	2	5	3	0	0	2	1	15	9.2
11/23/2015	CLE	v	ORL	W.	-	G	11	11	38	10	16	.625	6	10	.600	0	0	---	0	0	0	2	1	0	1	1	1	26	10.7
11/25/2015	CLE	@	TOR	.L	-	G	12	12	36	6	13	.462	3	5	.600	0	0	---	1	1	2	4	4	0	2	0	0	15	11.1
11/27/2015	CLE	@	CHA	W.	-	G	13	13	31	4	10	.400	1	5	.200	2	2	1.000	1	2	3	1	4	0	1	1	0	11	11.1
11/28/2015	CLE	v	BRK	W.	-	G	14	14	39	3	12	.250	0	4	.000	0	2	.000	0	5	5	1	5	0	3	2	4	6	10.7
12/01/2015	CLE	v	WAS	.L	-	G	15	15	36	3	15	.200	3	11	.273	4	5	.800	0	4	4	3	4	0	2	1	1	13	10.9
12/04/2015	CLE	@	NO	.L	1	G	16	16	37	6	14	.429	6	13	.462	0	0	---	0	4	4	0	5	0	0	1	0	18	11.3
12/05/2015	CLE	@	MIA	.L	-	G	17	17	27	4	12	.333	1	5	.200	3	4	.750	2	0	2	2	4	0	0	2	0	12	11.4
12/08/2015	CLE	v	POR	W.	-	G	18	18	25	3	9	.333	2	4	.500	0	0	---	1	1	2	2	2	0	2	0	0	8	11.2
12/11/2015	CLE	@	ORL	W.	-	DNP																							
12/15/2015	CLE	@	BOS	W.	-	G	19	19	36	4	9	.444	1	3	.333	0	0	---	3	3	6	0	4	0	1	0	0	9	11.1
12/17/2015	CLE	v	OKC	W.	-	G	20	20	25	5	12	.417	1	5	.200	0	0	---	0	3	3	0	4	0	1	0	0	11	11.1
12/20/2015	CLE	v	PHI	W.	-	G	21	21	22	3	5	.600	1	1	1.000	1	1	1.000	0	2	2	4	1	0	1	0	0	8	10.9
12/23/2015	CLE	v	NY	W.	-	G	22	22	25	2	7	.286	0	2	.000	0	0	---	0	0	0	3	3	0	3	1	0	4	10.6
12/25/2015	CLE	@	GS	.L	-	G	23	23	29	4	9	.444	4	8	.500	2	3	.667	0	1	1	0	3	0	1	2	0	14	10.7
12/26/2015	CLE	@	POR	.L	-	G	24	24	21	1	6	.167	1	5	.200	0	0	---	0	0	0	1	2	0	1	0	0	3	10.4
12/28/2015	CLE	@	PHO	W.	-	G	25	25	30	5	11	.455	5	11	.455	2	2	1.000	2	1	3	1	1	0	1	2	0	17	10.7
12/29/2015	CLE	@	DEN	W.	-	G	26	26	26	4	11	.364	1	6	.167	2	2	1.000	0	2	2	3	1	0	2	0	0	11	10.7
01/02/2016	CLE	v	ORL	W.	-	G	27	27	20	1	7	.143	1	5	.200	0	0	---	1	1	2	1	2	0	1	0	1	3	10.4
01/04/2016	CLE	v	TOR	W.	-	G	28	28	30	8	17	.471	8	14	.571	0	0	---	0	3	3	1	2	0	0	0	0	24	10.9
01/06/2016	CLE	@	WAS	W.	-	G	29	29	35	10	16	.625	5	10	.500	0	0	---	0	3	3	1	4	0	3	0	0	25	11.4
01/08/2016	CLE	@	MIN	W.	-	G	30	30	19	10	12	.833	5	6	.833	2	2	1.000	0	0	0	0	4	0	2	0	0	27	11.9
01/10/2016	CLE	@	PHI	W.	-	G	31	31	34	5	18	.278	4	12	.333	0	0	---	0	3	3	0	0	0	1	0	0	14	12.0
01/12/2016	CLE	@	DAL	W.	1	G	32	32	40	4	7	.571	2	5	.400	0	0	---	0	1	1	3	1	0	3	0	0	10	11.9
01/14/2016	CLE	@	SA	.L	-	G	33	33	33	7	13	.538	3	7	.429	0	0	---	0	1	1	0	4	0	0	1	1	17	12.1
01/15/2016	CLE	@	HOU	W.	-	G	34	34	26	5	15	.333	2	12	.167	1	2	.500	1	4	5	0	3	0	1	1	0	13	12.1
01/18/2016	CLE	v	GS	.L	-	G	35	35	21	6	9	.667	0	0	---	2	6	.333	1	1	2	1	1	0	1	0	1	14	12.1
01/20/2016	CLE	@	BRK	W.	-	G	36	36	25	2	9	.222	0	2	.000	0	0	---	0	3	3	0	1	0	0	1	0	4	11.9
01/21/2016	CLE	v	LAC	W.	-	G	37	37	33	8	12	.667	6	7	.857	0	0	---	1	1	2	2	5	0	0	0	0	22	12.2
01/23/2016	CLE	v	CHI	.L	-	G	38	38	39	7	17	.412	2	7	.286	2	4	.500	1	10	11	1	2	0	0	0	1	18	12.3
01/25/2016	CLE	v	MIN	W.	-	G	39	39	35	3	14	.214	2	8	.250	3	4	.750	0	2	2	2	2	0	3	1	1	11	12.3
01/27/2016	CLE	v	PHO	W.	-	G	40	40	23	7	11	.636	4	6	.667	0	0	---	1	2	3	4	4	0	4	1	0	18	12.5
01/29/2016	CLE	@	DET	W.	-	G	41	41	33	2	10	.200	2	6	.333	0	0	---	0	2	2	2	2	0	0	1	0	6	12.3
01/30/2016	CLE	v	SA	W.	-	G	42	42	26	4	9	.444	2	4	.500	0	0	---	1	2	3	1	3	0	0	1	0	10	12.2
02/01/2016	CLE	@	IND	W.	1	G	43	43	42	7	14	.500	4	7	.571	1	2	.500	0	3	3	0	2	0	2	2	0	19	12.4
02/03/2016	CLE	@	CHA	.L	-	G	44	44	37	5	14	.357	4	9	.444	0	0	---	0	3	3	0	5	0	4	0	1	14	12.4
02/05/2016	CLE	v	BOS	.L	-	G	45	45	33	7	15	.467	5	10	.500	1	2	.500	1	2	3	1	6	1	0	3	1	20	12.6
02/06/2016	CLE	v	NO	W.	-	G	46	46	33	7	18	.389	6	16	.375	0	0	---	0	4	4	3	1	0	1	0	0	20	12.8
02/08/2016	CLE	v	SAC	W.	-	G	47	47	31	8	18	.444	6	13	.462	0	0	---	1	3	4	2	2	0	1	0	0	22	13.0
02/10/2016	CLE	v	LAL	W.	-	G	48	48	33	3	9	.333	3	7	.429	0	0	---	0	1	1	1	1	0	0	0	0	9	12.9
02/18/2016	CLE	v	CHI	W.	-	G	49	49	29	1	9	.111	1	5	.200	0	0	---	0	2	2	4	1	0	0	1	0	3	12.7
02/21/2016	CLE	@	OKC	W.	-	G	50	50	39	5	12	.417	5	8	.625	0	0	---	0	3	3	1	3	0	0	1	0	15	12.7
02/22/2016	CLE	v	DET	.L	-	G	51	51	36	3	7	.429	1	3	.333	0	0	---	1	3	4	0	2	0	0	2	0	7	12.6
02/24/2016	CLE	v	CHA	W.	-	G	52	52	34	6	11	.545	2	3	.667	2	2	1.000	0	5	5	2	1	0	3	0	0	16	12.7
02/26/2016	CLE	@	TOR	.L	-	G	53	53	32	5	8	.625	3	6	.500	0	0	---	0	3	3	0	3	0	0	0	0	13	12.7
02/28/2016	CLE	@	WAS	.L	-	G	54	54	18	4	8	.500	0	0	---	0	0	---	0	4	4	1	4	0	2	1	0	8	12.6
02/29/2016	CLE	v	IND	W.	-	G	55	55	34	4	14	.286	3	10	.300	0	0	---	1	2	3	0	1	0	1	0	0	11	12.6
03/04/2016	CLE	v	WAS	W.	-	G	56	56	31	3	5	.600	2	4	.500	2	2	1.000	0	1	1	3	3	0	2	0	0	10	12.5
03/05/2016	CLE	v	BOS	W.	-	G	57	57	34	5	15	.333	4	10	.400	0	0	---	0	3	3	3	1	0	0	0	0	14	12.5</

13 TRISTAN THOMPSON

Forward/Center 6-10, 238 lbs 3/13/91 Texas

Years Pro: 5

DRAFTED: By the Cleveland Cavaliers in the first round (4th overall pick) of the 2011 NBA Draft.



2015-16 SEASON:

- Played in 82 games (33 starts) with Cleveland
- Averaged 7.9 points on a career-best .588 shooting from the field and 9.0 rebounds in 27.7 minutes
- Was tied for second in the NBA in offensive rebounds (268) and tied for seventh in offensive rebounds per game (3.3)
- Played in all 82 games for the fourth consecutive season, increasing his consecutive games streak to 370 dating back to Feb. 10, 2012; the longest active streak in the NBA and longest in Cavaliers history
- His .588 field goal percentage was the second-highest all-time for any Cavalier who made a minimum of 200 field goals
- Pulled down double-digit rebounds in a team-high 43 games, including 15 or more rebounds in five games
- Grabbed five offensive rebounds on 18 occasions, including a season-high 11 offensive rebounds against Oklahoma City on Dec. 17; his 11 offensive rebounds was one shy of tying a franchise record for most offensive rebounds in a game
- Recorded 10 or more defensive rebounds in seven contests, including at least 11 in three games
- Scored in double figures 32 times, including seven contests with 15 or more points
- Recorded 23 double-doubles; notched 11 double-doubles as a reserve, which was third-most in the NBA
- Tallied at least 10 points and five rebounds in 31 games
- Recorded a season-high three blocks four times
- In 48 games as a reserve, averaged 7.6 points on .587 shooting and 8.5 rebounds in 25.2 minutes
- Among all NBA players who came off the bench at least 40 times this past season, ranked 1st in rebounds per game (8.5), 1st in offensive rebounds per game (3.0), 1st in defensive rebounds per game (5.5) and 3rd in double-doubles (11)
- In 34 games as a starter, averaged 8.2 points, on .590 shooting and 9.7 rebounds in 31.2 minutes, including 12 double-doubles
- Registered 16 points on 7-8 (.875) shooting, to go along with eight rebounds and two steals in 30 minutes against Indiana on Nov. 8; passed Phil Hubbard (1,051) for the 7th most offensive rebounds in Cavaliers history with his third offensive rebound of the night
- Appeared in his 300th consecutive regular season game on Nov. 19 against Milwaukee, joining Jim Chones (361), Austin Carr (351) and Danny Ferry (301) as the fourth player in Cavaliers history to play in 300 straight regular season contests
- Surpassed Larry Nance (1,067) for sixth-most offensive rebounds in Cavaliers history on Nov. 21 against Atlanta; registered a season-high 16 rebounds (six offensive), to go along with nine points, a career-high tying five assists and two blocks in 40 minutes that night
- Recorded a season-high 19 points on 8-10 (.800) shooting, 12 rebounds and two assists in 34 minutes against Minnesota on Jan. 25
- Pulled down his 3,000th career rebound against San Antonio on Jan. 30; became the 10th player in franchise history to reach that plateau
- Moved into 9th place in Cavs history for defensive rebounds, passing Tyrone Hill (1,830) against Boston on Feb. 5
- Moved past Brad Daugherty (1,207) for 5th place in Cavaliers history in most offensive rebounds against Sacramento on Feb. 8
- Passed Bingo Smith (3,057) for 9th place in franchise history for most rebounds against the L.A. Clippers on Feb. 10; finished the contest with 15 points, on a perfect 6-6 (1.000) shooting from the floor and a game-high 13 rebounds (seven offensive) in 34 minutes
- Posted 18 points on 6-8 (.750) shooting from the field and 15 rebounds (seven offensive) in 37 minutes at Sacramento on March 9
- Posted 11 points, 15 rebounds, a career-high tying four steals and two blocks in 28 minutes off the bench at Orlando on March 18; had nine points, 10 rebounds, three steals and two blocks in the fourth quarter, which was the second time in his career he recorded double-digit rebounds in a quarter (March 1, 2015 at Houston, 10 rebounds in fourth quarter)
- Played in his 362nd consecutive game, passing Jim Chones (361) for longest streak in team history against Houston on March 29; recorded 16 points on 4-8 (.500) shooting, including an 8-9 (.889) clip from the foul line, and 10 rebounds in 39 minutes; His .889 shooting from the foul line was his highest free throw percentage with at least nine attempts since going 9-10 (.900) against Toronto on March 25, 2014
- Moved past Jim Brewer (1,292) for 4th place in offensive rebounds against Charlotte on April 3
- Became the 9th player in Cavaliers history to pull down 2,000 defensive rebounds against Atlanta on April 11
- Led or tied for the team lead in rebounds 30 times, blocks 21 times and steals 11 times

PLAYOFF CAREER: Made his postseason debut in the **2015 Playoffs**, playing in all 20 games (15 starts) during Cleveland's NBA Finals run...averaged 9.6 points on .558 shooting, 10.8 rebounds and 1.2 blocks in 36.4 minutes per game...as a starter, posted nine double-doubles and averaged 10.6 points on .549 shooting, 12.1 rebounds and 1.3 blocks in 39.2 minutes...in the Eastern Conference Semifinals against Chicago, averaged 9.3 points, a team-high 11.2 rebounds and 1.5 blocks in 37.0 minutes per game...in the Game 6 victory against Chicago on May 14, tallied 13 points, 17 rebounds (six offensive) and two blocks in 40 minutes of work; became just the third Cavs player to put up at least 13 points, 17 rebounds and two blocks in a playoff game in team history (Brad Daugherty on 5/9/93 vs. NJ and Zydrunas Ilgauskas on 4/30/07 vs. WAS)...during the Eastern Conference Finals against Atlanta, averaged 11.8 points on .643 shooting, 11.0 rebounds and 1.8 blocks in 39.3 minutes...pulled down 16 rebounds (five offensive) and added seven points and two blocks in 41 minutes at Atlanta in Game 2 of the Eastern Conference Finals on May 22... during the 2015 NBA Finals against Golden State, averaged 13.0 rebounds to go along with 10.0 points and 1.0 block in 41.2 minutes per game...grabbed double-digit rebounds in all six Finals games, posting four double-doubles...scored a playoff career-best 19 points on 6-11 (.545) shooting, 10 rebounds, two steals and two blocks in 40 minutes at Golden State in Game 5 of the NBA Finals on June 14.

13 TRISTAN THOMPSON

THOMPSON HIGHS	2015-16 SEASON HIGHS	CAREER HIGHS	PLAYOFF HIGHS
Points	27 2 Times	45 vs. Sacramento 4/13/09	19 @ Golden State 6/14/15
Field Goals Made	10 4 Times	15 3 Times	7 vs. Golden State 6/16/15
Field Goals Attempted	18 4 Times	29 2 Times	12 vs. Golden State 6/16/15
Three Point Field Goals Made	8 vs. Toronto 1/4/16	11 vs. Sacramento 4/13/09	-
Three Point FG Attempted	16 vs. New Orleans 2/6/16	22 @ Miami 4/6/14	-
Free Throws Made	4 vs. Washington 12/1/15	12 vs. Memphis 3/27/13	7 @ Golden State 6/14/15
Free Throws Attempted	6 vs. Golden State 1/18/16	13 vs. Memphis 3/27/13	10 @ Golden State 6/14/15
Offensive Rebounds	3 2 Times	6 @ Indiana 4/3/12	7 @ Golden State 6/7/15
Defensive Rebounds	10 vs. Chicago 1/23/16	11 2 Times	11 2 Times
Total Rebounds	11 vs. Chicago 1/23/16	14 @ Chicago 4/11/13	17 @ Chicago 5/14/15
Assists	7 @ Memphis 10/28/15	9 @ Orlando 4/5/12	2 2 Times
Steals	4 3 Times	5 8 Times	2 @ Golden State 6/14/15
Blocks	4 vs. Brooklyn 11/28/15	4 vs. Brooklyn 11/28/15	3 @ Chicago 5/8/15
Minutes Played	51 @ Milwaukee 11/14/15	51 2 Times	47 @ Golden State 6/4/15

NBA REGULAR SEASON

TEAM	YEAR	GP	GS	MIN	MPG	TOTAL			3-POINT			FREE THROWS			REBOUNDS				AST	APG	PF	DQ	STL	SPG	BLK	BPG	PTS	PPG
						FGM	FGA	PCT	GM	GA	PCT	FTM	FTA	PCT	OFF	DEF	TOT	RPG										
CLE	11-12	60	25	1420	23.7	194	442	.439	0	2	.000	106	192	.552	187	202	389	6.5	27	0.5	134	1	27	0.5	62	1.0	494	8.2
CLE	12-13	82	82	2567	31.3	390	799	.488	0	3	.000	177	291	.608	306	467	773	9.4	108	1.3	234	0	60	0.7	71	0.9	957	11.7
CLE	13-14	82	82	2594	31.6	363	761	.477	0	1	.000	235	339	.693	269	485	754	9.2	72	0.9	188	0	42	0.5	35	0.4	961	11.7
CLE	14-15	82	15	2194	26.8	267	488	.547	0	0	---	159	248	.641	274	383	657	8.0	39	0.9	189	1	34	0.7	61	0.7	693	8.5
CLE	15-16	82	34	2269	27.7	247	420	.588	0	0	.000	149	242	.616	268	470	738	9.0	62	0.8	202	0	38	0.5	51	0.6	643	7.8
TOTAL		388	238	11045	28.5	1461	2910	.502	0	6	.000	826	1312	.630	1304	2007	3311	8.5	308	0.8	947	2	201	0.5	280	0.7	3748	9.7

NBA PLAYOFFS

TEAM	YEAR	GP	GS	MIN	MPG	TOTAL			3-POINT			FREE THROWS			REBOUNDS				AST	APG	PF	DQ	STL	SPG	BLK	BPG	PTS	PPG
						FGM	FGA	PCT	GM	GA	PCT	FTM	FTA	PCT	OFF	DEF	TOT	RPG										
CLE	14-15	20	15	727	36.4	72	129	.558	0	0	---	48	82	.585	88	128	216	10.8	9	0.5	50	0	5	0.3	24	1.2	192	9.6

TRISTAN THOMPSON GAME-BY-GAME STATS

DATE	TM	@	OPP	WL	O	P	G	GS	MIN	FG	FGA	FG%	FG3	FG3A	FG3%	FT	FTA	FT%	OREB	DREB	REB	AST	PF	DQ	STL	TO	BLK	PTS	PPG
10/27/2015	CLE	@	CHI	.L	-	-	1	0	25	1	4	.250	0	0	---	0	0	---	2	10	12	0	4	0	1	1	0	2	2.0
10/28/2015	CLE	@	MEM	W.	-	-	2	0	20	2	2	1.000	0	0	---	1	2	.500	3	5	8	1	4	0	0	2	0	5	3.5
10/30/2015	CLE	v	MIA	W.	-	-	3	0	26	6	9	.667	0	0	---	1	2	.500	2	7	9	1	1	0	0	0	1	13	6.7
11/02/2015	CLE	@	PHI	W.	-	-	4	0	26	4	7	.571	0	0	---	0	2	.000	0	9	9	1	2	0	0	0	3	8	7.0
11/04/2015	CLE	v	NY	W.	-	-	5	0	26	4	6	.667	0	0	---	2	2	1.000	4	9	13	1	1	0	0	1	1	10	7.6
11/06/2015	CLE	v	PHI	W.	-	-	6	0	23	1	1	1.000	0	0	---	1	2	.500	2	9	11	0	2	0	0	0	0	3	6.8
11/08/2015	CLE	v	IND	W.	-	-	7	0	30	7	8	.875	0	0	---	2	4	.500	3	5	8	1	3	0	2	0	0	16	8.1
11/10/2015	CLE	v	UTA	W.	-	-	8	0	28	2	5	.400	0	0	---	4	5	.800	4	3	7	0	2	0	0	1	3	8	8.1
11/13/2015	CLE	@	NY	W.	-	-	9	0	21	1	4	.250	0	0	---	2	6	.333	2	8	10	1	1	0	1	1	0	4	7.7
11/14/2015	CLE	@	MIL	.L	2	-	10	0	26	3	4	.750	0	0	---	0	0	---	0	4	4	0	3	0	0	0	0	6	7.5
11/17/2015	CLE	@	DET	.L	-	-	11	0	21	2	5	.400	0	0	---	0	0	---	1	8	9	0	1	0	1	0	0	4	7.2
11/19/2015	CLE	v	MIL	W.	-	-	12	0	26	5	7	.714	0	0	---	2	3	.667	4	7	11	1	4	0	1	2	0	12	7.6
11/21/2015	CLE	v	ATL	W.	-	-	13	1	40	4	9	.444	0	0	---	1	2	.500	6	10	16	5	2	0	0	2	2	9	7.7
11/23/2015	CLE	v	ORL	W.	-	-	14	2	34	3	4	.750	0	0	---	3	4	.750	3	11	14	1	4	0	0	1	0	9	7.8
11/25/2015	CLE	@	TOR	.L	-	-	15	3	37	4	8	.500	0	0	---	0	0	---	3	8	11	2	4	0	1	0	1	8	7.8
11/27/2015	CLE	@	CHA	W.	-	-	16	3	30	3	7	.429	0	0	---	1	2	.500	3	9	12	1	5	0	1	3	0	7	7.8
11/28/2015	CLE	v	BRK	W.	-	-	17	3	32	4	11	.364	0	0	---	2	5	.400	6	5	11	2	3	0	0	2	0	10	7.9
12/01/2015	CLE	v	WAS	.L	-	-	18	3	27	2	6	.333	0	0	---	2	4	.500	3	8	11	0	2	0	0	2	0	6	7.8
12/04/2015	CLE	@	NO	.L	1	-	19	3	32	2	4	.500	0	0	---	1	2	.500	4	6	10	1	3	0	1	1	0	5	7.6
12/05/2015	CLE	@	MIA	.L	-	-	20	3	22	3	4	.750	0	0	---	0	2	.000	2	4	6	0	4	0	1	0	0	6	7.6
12/08/2015	CLE	v	POR	W.	-	-	21	3	19	1	3	.333	0	0	---	0	0	---	1	5	6	0	2	0	0	1	0	2	7.3
12/11/2015	CLE	@	ORL	W.	-	-	22	3	20	1	3	.333	0	0	---	0	0	---	1	5	6	0	0	0	1	0	0	2	7.0
12/15/2015	CLE	@	BOS	W.	-	-	23	3	22	0	2	.000	0	0	---	0	0	---	1	8	9	0	0	0	0	0	0	6	7.0
12/17/2015	CLE	v	OKC	W.	-	-	24	3	35	7	10	.700	0	0	---	0	2	.000	11	4	15	1	3	0	0	1	1	14	7.0
12/20/2015	CLE	v	PHI	W.	-	-	25	3	22	2	4	.500	0	0	---	2	2	1.000	2	4	6	1	2	0	0	0	1	6	7.0
12/23/2015	CLE	v	NY	W.	-	-	26	3	29	2	5	.400	0	0	---	6	6	1.000	7	7	14	0	1	0	0	0	0	10	7.1
12/25/2015	CLE	@	GS	.L	-	-	27	3	27	3	6	.500	0	0	---	2	2	1.000	3	7	10	1	5	0	1	0	0	8	7.1
12/26/2015	CLE	@	POR	.L	-	-	28	3	22	2	3	.667	0	0	---	0	0	---	4	7	11	1	3	0	0	1	0	4	7.0
12/28/2015	CLE	@	PHO	W.	-	-	29	4	32	2	3	.667	0	0	---	1	3	.333	4	6	10	0	1	0	0	1	0	5	7.0
12/29/2015	CLE	@	DEN	W.	-	-	30	5	35	4	7	.571	0	0	---	1	6	.167	2	5	7	0	1	0	1	0	1	9	7.0
01/02/2016	CLE	v	ORL	W.	-	-	31	6	29	4	6	.667	0	0	---	2	8	.250	6	6	12	0	0	0	0	0	0	10	7.1
01/04/2016	CLE	v	TOR	W.	-	-	32	7	31	4	6	.667	0	0	---	6	6	1.000	4	7	11	0	3	0	0	2	1	14	7.3
01/06/2016	CLE	@	WAS	W.	-	-	33	8	36	4	7	.571	0	0	---	4	6	.667	1	2	3	1	3	0	0	0	0	12	7.5
01/08/2016	CLE	@	MIN	W.	-	-	34	9	29	2	3	.667	0	0	---	2	2	1.000	4	3	7	1	1	0	0	1	0	6	7.4
01/10/2016	CLE	@	PHI	W.	-	-	35	10	37	2	5	.400	0	0	---	6	8	.750	7	3	10	1	5	0	0	0	0	10	7.5
01/12/2016	CLE	@	DAL	W.	1	-	36	11	23	1	2	.500	0	0	---	0	0	---	1	5	6	1	2	0	0	0	0	2	7.4
01/14/2016	CLE	@	SA	.L	-	-	37	12	35	7	11	.636	0	0	---	4	5	.800	4	10	14	1	3	0	1	2	0	18	7.6
01/15/2016	CLE	@	HOU	W.	-	-	38	12	22	4	4	1.000	0	0	---	2	2	1.000	3	2	5	1	4	0	0	0	1	10	7.7
01/18/2016	CLE	v	GS	.L	-	-	39	12	12	0	1	.000	0	0	---	2	2	1.000	1	1	2	0	4	0	0	0	0	2	7.6
01/20/2016	CLE	@	BRK	W.	-	-	40	12	28	6	8	.750	0	0	---	2	2	1.000	3	7	10	1	0	0	0	0	0	14	7.7
01/21/2016	CLE	v	LAC	W.	-	-	41	12	24	2	6	.333	0	0	---	4	6	.667	5	7	12	0	4	0	0	2	0	8	7.7
01/23/2016	CLE	v	CHI	.L	-	-	42	12	22	0	2	.000	0	0	---	1	4	.250	4	1	5	0	4	0	0	1	0	1	7.6
01/25/2016	CLE	v	MIN	W.	-	-	43	13	34	8	10	.800	0	0	---	3	7	.429	7	5	12	2	2	0	0	0	0	19	7.8
01/27/2016	CLE	v	PHO	W.	-	-	44	14	28	2	4	.500	0	0	---	1	2	.500	2	3	5	0	1	0	0	1	1	5	7.8
01/29/2016	CLE	@	DET	W.	-	-	45	15	31	3	5	.600	0	0	---	5	5	1.000	3	11	14	0	2	0	0	1	1	11	7.8
01/30/2016	CLE	v	SA	W.	-	-	46	16	35	3	4	.750	0	0	---	4	4	1.000	2	5	7	1	1	0	0	1	1	10	7.9
02/01/2016	CLE	@	IND	W.	1	-	47	17	41	7	7	1.000	0	0	---	0	1	.000	7	5	12	0	3	0	0	3	0	14	8.0
02/03/2016	CLE	@	CHA	.L	-	-	48	18	34	2	4	.500	0	0	---	0	0	---	2	2	4	0	2	0	0	0	0	4	7.9
02/05/2016	CLE	v	BOS	.L	-	-	49	19	32	1	3	.333	0	0	---	1	2	.500	4	6	10	0	3	0	1	0	2	3	7.8
02/06/2016	CLE	v	NO	W.	-	-	50	20	33	0	4	.000	0	0	---	0	0	---	7	8	15	1	4	0	0	1	0	0	7.7
02/08/2016	CLE	v	SAC	W.	-	-	51	21	22	1	2	.500	0	0	---	0	0	---	3	7	10	0	3	0	1	1	1	2	7.6
02/10/2016	CLE	v	LAL	W.	-	-	52	22	34	6	6	1.000	0	0	---	3	3	1.000	7	6	13	4	2	0	0	0	1	15	7.7
02/18/2016	CLE	v	CHI	W.	-	-	53	23	31	8	10	.800	0	0	---	0	1	.000	1	9	10	0	3	0	3	0	2	16	7.9
02/21/2016	CLE	@	OKC	W.	-	-	54	24	36	4	6	.667	0	0	---	6	8	.750	5	9	14	1	2	0	0	0	1	14	8.0
02/22/2016	CLE	v	DET	.L	-	-	55	25	21	0	2	.000	0	0	---	0	0	---	2	4	6	0	1	0	0	1	1	0	7.8
02/24/2016	CLE	v	CHA	W.	-	-	56	26	23	3	6	.500	0	0	---	0	0	---	4	6	10	2	2	0	0	1	0	6	7.8
02/26/2016	CLE	@	TOR	.L	-	-	57	27	29	3	6	.500	0	0	---	0	0	---	3	7	10	2	3	0	0	1	0	6	7.8
02/28/2016	CLE	@	WAS	.L	-	-	58	28	21	1	4	.250	0	0	---	0	2	.000	0	2	2	2	2	0	0	0	0	2	7.7
02/29/2016	CLE	v	IND	W.	-	-	59	28	31	6	7	.857	0	0	---	2	3	.667	3	8	11	0	2	0	0	0	1	14	7.8
03/04/2016	CLE	v	WAS	W.	-	-	60	28	22	4	9	.444	0	0	---	2	2	1.000	2	5	7	0	1	0	1	0	2	10	7.8
03/05/2016	CLE	v	BOS	W.	-	-	61	28	28	4	6	.667	0	0	---	4	5	.800	4										

52 MO WILLIAMS

Guard 6-1, 198 lbs 12/19/82 Alabama

Years Pro: 13

DRAFTED: By the Utah Jazz in the second round (47th overall pick) of the 2003 NBA Draft.

ACQUIRED: Signed as a free agent on July 10, 2015



2015-16 SEASON:

- Played in 41 games (14 starts) with Cleveland
- Averaged 8.2 points on .437 shooting from the field, including .353 from the three-point line, 2.4 assists and 1.8 rebounds in 18.2 minutes per game this season
- Also shot .905 from the free throw line
- In 14 games as a starter, held averages of 14.5 points on .491 shooting, including .367 from deep, 4.6 assists and 3.1 rebounds in 30.1 minutes; Also shot .893 from the charity stripe
- Scored in double figures 13 times on the season
- Tallied 20 points or more on four occasions, all coming in his six games played between Nov. 2 and Nov. 13; Averaged 19.7 points on .551 shooting, including .429 from three-point territory and .952 from the free throw line, 5.3 assists and 3.7 rebounds in 33.3 minutes over that span
- Dished out four assists or more 10 times
- Connected on at least two three-pointers 12 times
- Dished out a season-high eight assists twice (Nov. 6 vs. Philadelphia and Nov. 8 vs. Indiana)
- Pulled down a season-high six rebounds two times (Nov. 4 vs. New York and Nov. 10 vs. Utah)
- Tallied 21 points on 8-10 (.800) shooting, three assists and one steal in 28 minutes at Philadelphia on Nov. 2
- Scored a season-high 29 points on 8-9 (.889) shooting, including a perfect 4-4 from beyond the arc and 9-10 (.900) from the foul line, for 29 points to go along with six rebounds, six assists and two steals in 36 minutes against Utah on Nov. 10
- Surpassed Craig Ehlo for 7th place in Cavaliers history for three-pointers made with his first triple at Memphis on Oct. 28
- Made his 4,000th career regular season field goal with his first basket of the night against Washington on Dec. 1
- Played in his 800th career game at Portland on Dec. 26
- Led or tied for the team lead in assists twice, steals four times and blocks twice
- Was a DNP-CD 14 times, DND on four occasions and NWT once
- Missed three games from Nov. 19-23 due to right ankle inflammation; Missed two games from Dec. 17-20 due to a right thumb sprain; Missed three games from Jan.12-15 due to a personal matter; Missed one game on 2/21 due to a sore left knee; Missed 19 games from Feb. 26-March 24 and April 9-13 due to left knee chondromalacia
- Was placed on the Inactive List 22 times on the season

PLAYOFF CAREER: Owns career postseason averages of 12.0 points on .416 shooting, 2.1 rebounds and 3.2 assists in 49 playoff games (25 starts)...has also shot .336 from beyond the arc and .814 from the free throw line...in the **2014 Playoffs**, appeared in eight games with Portland, averaging 7.4 points on .373 shooting, 1.5 rebounds and 1.9 assists in 23.4 minutes per game...also shot .909 from the free throw line...during the **2012 Playoffs**, played in 11 games for the Clippers, averaging 9.6 points on .4436 shooting and 1.4 assists in 20.8 minutes per game...shot .364 from the three point line and a postseason career-high .923 from the free throw line...during the **2010 Playoffs** with Cleveland, played in 11 games (all starts) and averaged 14.4 points on .409 shooting, 3.1 rebounds and 5.4 assists in 37.4 minutes per game...shot .327 from beyond the arc and .804 from the free throw line...in the **2009 Playoffs**, appeared in 14 games (all starts) with the Cavaliers as they reached the Eastern Conference Finals...averaged a postseason career-high 16.3 points on .408 shooting, 3.2 rebounds and 4.1 assists in 38.6 minutes per game...also shot a postseason career-high .372 from beyond the arc and .767 from the free throw line...during the **2006 Playoffs**, appeared in five games with Milwaukee, averaging 7.3 points on .500 shooting and 2.0 assists in 15.0 minutes per game.

52 MO WILLIAMS

WILLIAMS HIGHS	2015-16 SEASON HIGHS	CAREER HIGHS	PLAYOFF HIGHS
Points	29 vs. Utah 11/10/15	52 @ Indiana 1/13/15	24 2 Times
Field Goals Made	8 4 Times	19 @ Indiana 1/13/15	9 2 Times
Field Goals Attempted	19 vs. New York 11/4/15	33 @ Indiana 1/13/15	21 2 Times
Three Point Field Goals Made	4 vs. Utah 11/10/15	7 4 Times	6 vs. Orlando 5/28/09
Three Point FG Attempted	8 2 Times	13 @ Boston 2/27/15	11 @ Chicago 4/22/10
Free Throws Made	9 vs. Utah 11/10/15	12 vs. Miami 1/9/08	8 2 Times
Free Throws Attempted	10 vs. Utah 11/10/15	13 vs. Miami 3/18/08	9 @ Orlando 5/26/09
Offensive Rebounds	2 @ Milwaukee 11/14/15	4 2 Times	3 2 Times
Defensive Rebounds	6 2 Times	10 2 Times	5 4 Times
Total Rebounds	6 2 Times	11 vs. Miami 1/2/14	7 2 Times
Assists	8 2 Times	15 @ Chicago 12/28/07	10 vs. Chicago 4/17/10
Steals	2 3 Times	6 @ Charlotte 1/6/08	2 6 Times
Blocks	1 5 Times	4 vs. Atlanta 4/2/10	2 2 Times
Minutes Played	38 vs. Indiana 11/8/15	51 @ Cleveland 12/17/07	47 2 Times

NBA REGULAR SEASON

TEAM	YEAR	GP	GS	MIN	MPG	TOTAL			3-POINT			FREE THROWS			REBOUNDS				AST	APG	PF	DQ	STL	SPG	BLK	BPG	PTS	PPG
						FGM	FGA	PCT	GM	GA	PCT	FTM	FTA	PCT	OFF	DEF	TOT	RPG										
UTA	03-04	57	0	772	13.5	115	303	.380	10	39	.256	44	56	.786	23	49	72	1.3	76	1.3	87	0	28	0.5	2	0.0	284	5.0
MIL	04-05	80	80	2254	28.2	323	737	.438	32	99	.323	136	160	.850	50	194	244	3.1	484	6.1	221	3	74	0.9	11	0.1	814	10.2
MIL	05-06	58	12	1531	26.4	267	629	.424	73	191	.382	96	113	.850	30	113	143	2.5	230	4.0	146	0	52	0.9	7	0.1	703	12.1
MIL	06-07	68	68	2471	36.3	468	1049	.446	79	228	.346	159	186	.855	54	275	329	6.7	416	6.1	201	1	85	1.3	6	0.1	1174	17.3
MIL	07-08	66	66	2410	36.5	441	919	.480	89	231	.385	166	194	.856	37	193	230	3.5	419	6.3	188	3	78	1.2	10	0.2	1137	17.2
CLE	08-09	81	81	2834	35.0	526	1126	.467	183	420	.436	208	228	.912	47	232	279	3.4	329	4.1	215	1	69	0.9	9	0.1	1443	17.8
CLE	09-10	69	68	2359	34.2	378	855	.442	159	371	.429	177	198	.894	28	178	206	3.0	368	5.3	170	1	70	1.0	21	0.3	1092	15.8
CLE-LAC	10-11	58	56	1788	30.8	291	730	.399	79	244	.324	151	177	.853	21	132	153	2.6	380	6.6	150	1	53	0.9	10	0.2	812	14.0
LAC	11-12	52	1	1472	28.3	260	611	.426	93	239	.389	72	80	.900	23	76	99	1.9	160	3.1	103	0	51	1.0	7	0.1	685	13.2
UTA	12-13	46	46	1418	30.8	229	533	.430	59	154	.383	75	85	.882	24	86	110	2.4	285	6.2	105	0	46	1.0	9	0.2	592	12.9
POR	13-14	74	0	1833	24.8	280	672	.417	83	225	.369	78	89	.876	42	111	153	2.1	321	4.3	197	1	55	0.7	10	0.1	721	9.7
MIN-CHA	14-15	68	33	1980	29.1	341	860	.397	119	348	.342	163	187	.872	22	152	174	2.6	424	6.2	162	0	46	0.7	14	0.2	964	14.2
CLE	15-16	41	14	748	18.2	132	302	.437	36	102	.353	38	42	.905	6	66	72	1.8	98	2.4	60	0	14	0.3	5	0.1	338	8.2
TOTAL		818	525	23870	29.2	4051	9326	.434	1094	2891	.378	1563	1795	.871	407	1857	2264	2.8	3990	4.9	2005	11	721	0.9	121	0.1	10759	13.2

NBA PLAYOFFS

TEAM	YEAR	GP	GS	MIN	MPG	TOTAL			3-POINT			FREE THROWS			REBOUNDS				AST	APG	PF	DQ	STL	SPG	BLK	BPG	PTS	PPG
						FGM	FGA	PCT	GM	GA	PCT	FTM	FTA	PCT	OFF	DEF	TOT	RPG										
MIL	05-06	5	0	75	15.0	17	34	.500	2	11	.182	0	0	---	0	3	3	0.6	10	2.0	12	0	1	0.2	0	0.0	36	7.2
CLE	08-09	14	14	541	38.6	80	196	.408	35	94	.372	33	43	.767	9	36	45	3.2	58	4.1	43	0	10	0.7	1	0.1	228	16.3
CLE	09-10	11	11	411	37.4	52	127	.409	17	52	.327	37	46	.804	3	31	34	3.1	59	5.4	35	0	6	0.5	2	0.2	158	14.4
LAC	11-12	11	0	229	20.8	41	94	.436	12	33	.364	12	13	.923	1	8	9	0.8	15	1.4	16	0	6	0.5	5	0.5	106	9.6
POR	13-14	8	0	187	23.4	22	59	.373	5	21	.238	10	11	.909	2	10	12	1.5	15	1.9	24	0	3	0.4	0	0.0	59	7.4
TOTAL		49	25	1443	29.4	212	510	.416	71	211	.336	92	113	.814	15	88	103	2.1	157	3.2	130	0	26	0.5	8	0.2	587	12.0

MO WILLIAMS GAME-BY-GAME STATS

	DATE	TM	@	OPP	WL	O	P	G	GS	MIN	FG	FGA	FG%	FG3	FG3A	FG3%	FT	FTA	FT%	OREB	DREB	REB	AST	PF	DQ	STL	TO	BLK	PTS	PPG
10/27/2015	CLE	@	CHI	.L	-	G	1	1		37	7	15	.467	3	7	.429	2	3	.667	0	4	4	7	2	0	1	1	1	19	19.0
10/28/2015	CLE	@	MEM	W.	-	G	2	2		23	3	8	.375	3	6	.500	0	0	---	0	2	2	5	1	0	0	2	0	9	14.0
10/30/2015	CLE	v	MIA	W.	-	G	3	3		26	2	10	.200	0	4	.000	2	2	1.000	0	0	0	3	3	0	1	1	0	6	11.3
11/02/2015	CLE	@	PHI	W.	-	G	4	4		28	8	10	.800	2	3	.667	3	3	1.000	0	1	1	3	2	0	1	2	0	21	13.8
11/04/2015	CLE	v	NY	W.	-	G	5	5		36	8	19	.421	2	8	.250	4	4	1.000	0	6	6	4	2	0	0	1	0	22	15.4
11/06/2015	CLE	v	PHI	W.	-	G	6	6		31	8	12	.667	0	2	.000	0	0	---	0	2	2	8	2	0	2	2	0	16	15.5
11/08/2015	CLE	v	IND	W.	-	G	7	7		38	4	15	.267	2	5	.400	0	0	---	1	4	5	8	2	0	0	2	0	10	14.7
11/10/2015	CLE	v	UTA	W.	-	G	8	8		36	8	9	.889	4	4	1.000	9	10	.900	0	6	6	6	1	0	2	5	0	29	16.5
11/13/2015	CLE	@	NY	W.	-	G	9	9		32	7	13	.538	2	6	.333	4	4	1.000	0	2	2	3	2	0	0	3	0	20	16.9
11/14/2015	CLE	@	MIL	.L	2	G	10	10		29	2	8	.250	0	3	.000	0	0	---	2	3	5	4	3	0	0	3	0	4	15.6
11/17/2015	CLE	@	DET	.L	-	G	11	11		29	6	13	.462	2	8	.250	1	2	.500	0	5	5	7	3	0	0	2	0	15	15.5
11/19/2015	CLE	v	MIL	W.	-	DNP																								
11/21/2015	CLE	v	ATL	W.	-	DNP																								
11/23/2015	CLE	v	ORL	W.	-	DNP																								
11/25/2015	CLE	@	TOR	.L	-	12	11			32	7	12	.583	1	3	.333	0	0	---	0	3	3	3	1	0	0	3	1	15	15.5
11/27/2015	CLE	@	CHA	W.	-	G	13	12		21	3	4	.750	0	0	---	0	0	---	0	1	1	3	4	0	0	3	1	6	14.8
11/28/2015	CLE	v	BRK	W.	-	G	14	13		28	7	13	.538	0	1	.000	0	0	---	0	2	2	1	3	0	2	3	1	14	14.7
12/01/2015	CLE	v	WAS	.L	-	G	15	14		28	5	10	.500	2	3	.667	0	0	---	0	3	3	3	1	0	0	1	0	12	14.5
12/04/2015	CLE	@	NO	.L	1	-	16	14		23	4	10	.400	0	2	.000	0	0	---	0	1	1	3	2	0	0	1	0	8	14.1
12/05/2015	CLE	@	MIA	.L	-	-	17	14		12	2	7	.286	1	2	.500	0	0	---	0	0	0	1	4	0	0	1	0	5	13.6
12/08/2015	CLE	v	POR	W.	-	-	18	14		21	5	10	.500	1	3	.333	2	2	1.000	0	2	2	2	1	0	0	2	0	13	13.6
12/11/2015	CLE	@	ORL	W.	-	-	19	14		24	2	6	.333	0	0	---	1	1	1.000	0	5	5	4	2	0	0	3	0	5	13.1
12/15/2015	CLE	@	BOS	W.	-	-	20	14		19	4	10	.400	1	4	.250	1	1	1.000	0	1	1	3	2	0	0	3	0	10	13.0
12/17/2015	CLE	v	OKC	W.	-	DNP																								
12/20/2015	CLE	v	PHI	W.	-	INA																								
12/23/2015	CLE	v	NY	W.	-	-	21	14		15	2	4	.500	0	1	.000	0	0	---	0	2	2	0	2	0	1	1	1	4	12.5
12/25/2015	CLE	@	GS	.L	-	-	22	14		5	0	1	.000	0	0	---	3	3	1.000	0	0	0	1	0	0	0	0	3	12.1	
12/26/2015	CLE	@	POR	.L	-	-	23	14		10	0	6	.000	0	0	---	0	0	---	1	1	2	2	1	0	0	1	0	0	11.6
12/28/2015	CLE	@	PHO	W.	-	DNP																								
12/29/2015	CLE	@	DEN	W.	-	-	24	14		19	3	4	.750	0	0	---	1	2	.500	0	1	1	4	2	0	1	3	0	7	11.4
01/02/2016	CLE	v	ORL	W.	-	-	25	14		8	2	6	.333	1	4	.250	3	3	1.000	0	1	1	1	1	0	0	0	0	8	11.2
01/04/2016	CLE	v	TOR	W.	-	DNP																								
01/06/2016	CLE	@	WAS	W.	-	DNP																								
01/08/2016	CLE	@	MIN	W.	-	DNP																								
01/10/2016	CLE	@	PHI	W.	-	DNP																								
01/12/2016	CLE	@	DAL	W.	1	INA																								
01/14/2016	CLE	@	SA	.L	-	INA																								
01/15/2016	CLE	@	HOU	W.	-	INA																								
01/18/2016	CLE	v	GS	.L	-	DNP																								
01/20/2016	CLE	@	BRK	W.	-	-	26	14		6	1	7	.143	0	1	.000	0	0	---	0	0	0	0	0	0	0	1	0	2	10.9
01/21/2016	CLE	v	LAC	W.	-	DNP																								
01/23/2016	CLE	v	CHI	.L	-	-	27	14		3	0	1	.000	0	0	---	0	0	---	0	1	1	0	0	0	0	0	0	0	10.5
01/25/2016	CLE	v	MIN	W.	-	-	28	14		5	0	0	---	0	0	---	0	0	---	0	0	0	2	1	0	0	0	0	0	10.1
01/27/2016	CLE	v	PHO	W.	-	-	29	14		6	2	5	.400	0	1	.000	0	0	---	0	1	1	0	0	0	0	0	0	4	9.9
01/29/2016	CLE	@	DET	W.	-	DNP																								
01/30/2016	CLE	v	SA	W.	-	DNP																								
02/01/2016	CLE	@	IND	W.	1	DNP																								
02/03/2016	CLE	@	CHA	.L	-	-	30	14		11	2	7	.286	1	2	.500	0	0	---	0	0	0	1	2	0	0	1	0	5	9.7
02/05/2016	CLE	v	BOS	.L	-	-	31	14		6	2	3	.667	0	0	---	0	0	---	0	0	0	0	1	0	0	1	0	4	9.5
02/06/2016	CLE	v	NO	W.	-	-	32	14		16	3	7	.429	1	2	.500	0	0	---	0	1	1	1	1	0	0	2	0	7	9.5
02/08/2016	CLE	v	SAC	W.	-	-	33	14		16	3	7	.429	0	1	.000	2	2	1.000	0	0	0	0	2	0	0	0	0	8	9.4
02/10/2016	CLE	v	LAL	W.	-	-	34	14		9	0	4	.000	0	2	.000	0	0	---	0	0	0	0	0	0	0	0	0	0	9.1
02/18/2016	CLE	v	CHI	W.	-	DNP																								
02/21/2016	CLE	@	OKC	W.	-	DNP																								
02/22/2016	CLE	v	DET	.L	-	DNP																								
02/24/2016	CLE	v	CHA	W.	-	-	35	14		4	0	2	.000	0	2	.000	0	0	---	1	0	1	0	1	0	0	0	0	0	8.9
02/26/2016	CLE	@	TOR	.L	-	DNP																								
02/28/2016	CLE	@	WAS	.L	-	INA																								
02/29/2016	CLE	v	IND	W.	-	INA																								
03/04/2016	CLE	v	WAS	W.	-	INA																								
03/05/2016	CLE	v	BOS	W.	-	INA																								
03/07/2016	CLE	v	MEM	.L	-	INA																								
03/09/2016	CLE	@	SAC	W.	-	INA																								
03/10/2016	CLE	@	LAL	W.	-	INA																								
03/13/2016	CLE	@	LAC	W.	-	INA																								
03/14/2016	CLE	@	UTA	.L	-	INA																								
03/16/2016	CLE	v	DAL	W.	-	INA																								
03/18/2016	CLE	@	ORL	W.	-	INA																								
03/19/2016	CLE	@	MIA	.L	-	INA																								



2015-16 Cleveland Cavaliers Season Review

CLEVELAND CAVALIERS 2015-16 SEASON NOTES

ON TOP OF THE EAST: Cleveland finished the 2015-16 regular season with a 57-25 record, their best mark since the 2009-10 season (61-21). The Cavs clinched the top seed in the Eastern Conference after a 109-94 win over Atlanta on April 11. It marked the **3rd time in team history the Cavs finished with the best regular season record in the conference (2008-09 & 2009-10).**

- **CENTRAL CROWN:** For the second straight season, Cleveland secured the **Central Division title** after defeating Denver, 124-91, on March 21. It marked their 5th Central Division title in franchise history (1975-76, 2008-09, 2009-10, 2014-15). Also in the win over the Nuggets, the Cavs reached the **50-win mark** for 9th time in team history (1988-89, 1991-92, 1992-93, 2005-06, 2006-07, 2008-09, 2009-10 & 2014-15).

2016 PLAYOFFS: The Cavaliers will be making a playoff appearance for the **20th time in team history**. Cleveland is 84-84 all-time in the postseason, including 54-30 (.643) at home. Since 2006, the Cavs are 33-12 during the playoffs at Quicken Loans Arena. The Cavaliers clinched a playoff spot after a 109-103 win in Orlando on March 18.

DRAINING THREES: In 2015-16, the Cavs averaged a franchise-high **10.7 three-pointers made per game (2nd in NBA)**.

- **10 OR MORE:** Cleveland made at least **10 three-pointers on 51 occasions this past season**, including **15 triples or more 11 times**.
- **NBA-BEST:** Cleveland connected on **at least 10 or more three-pointers in a NBA-record tying and franchise-high 16 straight games (March 9-April 5)** (Golden State also had a streak of 16 games during the 2015-16 season).
- **ANOTHER RECORD:** With **880 three-pointers in 2015-16 (2nd-most in NBA)**, the Cavs set a **franchise single-season record**, breaking the 2014-15 mark (826). The record was broken on April 5 at Milwaukee. **Their 880 threes were the 5th-most for a single season in NBA history**. Cleveland also had the most triples in the Eastern Conference for the 4th time in team history (1980-81, 1989-90, 2014-15).
- **POURING IN MARCH:** The Cavs set a franchise record for three-pointers in a month, connecting on 194 triples in March. The previous record was 184 in March 2015.
- **THE EDGE:** The Wine and Gold made 2.8 more threes per game than their opponent (10.7 to 7.9).
- **HIT THE MARK:** Cleveland tied their franchise record with 19 three-pointers at Chicago on April 9.
- **TRIPLE-THREAT:** In a 117-103 win over Orlando on Nov. 23, **both Kevin Love and J.R. Smith hit six three-pointers, becoming the 2nd pair of Cavs players to ever accomplish that feat in the same game**. The only other time two Cavs players knocked down six treys in the same game was March 5, 1996 vs. Seattle (Dan Majerle 6, Danny Ferry 6) (Elias).

HEATING UP: Cleveland scored at least **100 points in 32 of the final 40 games (includes 120+ six times) of 2015-16**, averaging **107.9 points on .472 shooting from the field and 23.5 assists** since then. Over that stretch (Jan. 25-April 13), the Cavs ranked **5th in the NBA in points per game and 7th in field goal percentage**.

SCORING 100 OR MORE: The Cavs were **45-9 this past season when scoring 100 points or more**. On the season, Cleveland averaged **104.3 points per game (8th-best in NBA, 2nd in East)**.

- **EFFICIENT OFFENSE:** When shooting at least .500 from the field, **Cleveland went 23-1 in 2015-16 and 51-1 when making at least half their shots since March 23, 2014 (regular season)**. Overall, the Cavs shot **.460 from the field this past season (10th in NBA)**.
- **SHARING THE ROCK:** The Cavs averaged **22.7 assists in 2015-16 and were 35-3 this season when dishing out 23 assists or more**.
- **BALANCED ATTACK:** The Cavs have had all **five starters score in double figures 11 times** this season. A **season-high eight Cavs players scoring in double figures** in the March 5th victory over Boston (James-28, Irving-20, Smith-14, Thompson-12, Shumpert-12, Dellavedova-10, Love-10, Mozgov-10).
- **A TRIO:** The Cavs had **three players score 20 or more 10 times in 2015-16 (1/4 vs. TOR, 1/6 at WAS, 1/8 at MIN, 1/21 vs. LAC, 1/29 vs. DET, 1/30 vs. SAS, 2/6 vs. NOP, 2/8 vs. SAC, 3/10 at LAL, 4/3 vs. CHA)**. In a back-to-back set from Jan. 29-30, LeBron James, Kyrie Irving and Kevin Love each topped 20 points, becoming the first Cavs trio to do that on consecutive nights since April 7-8, 1997.
- **110+:** On the season, **the Cavs were 26-1 when topping at least 110 points**. Cleveland scored at least 110 points in five straight games from Jan. 25-Feb. 1, the first time doing so since December 15-26, 1992 (7 straight).
- **114+:** Cleveland scored at least **114 points in four straight games from Jan. 25-30, their first time doing that since Dec. 15-19, 1992 (also four straight games) (Elias Sports Bureau)**.
- **120+:** The Cavaliers scored at least 120 points in a **franchise-record tying three straight games from Jan. 4-8**. The team has accomplished that feat six times before, with the last coming from March 10-15, 2015. **On the season, Cleveland topped 120 points nine times**.
- **120+ AT HOME:** The Cavs scored 120 points in back-to-back home games from Feb. 8-10, which was the first time accomplishing that feat since Jan. 16-28, 1993 (three straight home contests). (Elias)
- **FIRST TIME EVER:** In a 121-115 win at Washington on Jan. 6, LeBron James scored 34 points on 12-22 (.545) shooting from the field, Kyrie Irving made 14 of his 22 (.636) field goal attempts in a 32-point effort and J.R. Smith chipped in with 25 points and converted 10 of his 16 (.625) field goal attempts. **It marked the first time in Cleveland's franchise history that it had three players each score at least 25 points and make more than half of their field goal attempts in a road game**. The Cavaliers have done that seven times at home since entering the NBA in 1970, including in their April 3rd win versus Charlotte. (Elias Sports Bureau)
- **25-5 FOR 3 CAVS:** The Wine and Gold had **three players tally at least 25 points and five rebounds in a game for the first time since Feb. 18, 1987 vs. Sacramento** (Daugherty 33/12, Harper 29/5, Williams 25/8) after LeBron James (31 pts/8 rebs), J.R. Smith (27 pts/5 rebs) and Kevin Love (25 pts/9 rebs) accomplished that feat in a win over Charlotte on April 3.
- **HIGH MARKS:** In a win at Detroit on Jan. 29, the Cavs connected **27-29 (.931) from the foul line**, which was their **highest free throw percentage on at least 29 attempts since Feb. 27, 2013** when the team shot 30-32 (.938) from the charity stripe.
- **PERFECT HALF:** In the first half of the Feb. 3 game at Charlotte, the Cavs committed zero turnovers in the first half. **The last time the Cavaliers committed zero turnovers in any half was on March 19, 2009 against Portland (1st half)**.

HOME SWEET HOME: Cleveland finished with the best home record in the Eastern Conference at **33-8 (3rd-best in NBA)**. The last time the Cavs won that many games at The Q was back in 2009-10 (35-6). Going back to Jan. 19, 2015, the Cavs are 53-9 at The Q (regular season only). **Since the beginning of the 2014-15 season, the Cavs are...**

- **51-4 when scoring at least 100 points at home (28-4 in 2015-16).**
- **27-0 when shooting .500 or better from the field at home (14-0 in 2015-16)**
- **31-0 when shooting .400 or better from behind the arc at home (14-0 in 2015-16)**

ROAD FINISH: Cleveland finished with a 24-17 (.585) record on the road, which was tied for the best mark in the Eastern Conference (tied-3rd in NBA). Their .585 road win percentage was also the 3rd-highest in franchise history.

Most Three-Pointers NBA history (Single Season)

CAVS Team	3FGM/Game
1. Golden State (2015-16)	1,077
2. Houston Rockets (2014-15)	933
3. New York Knicks (2012-13)	891
4. Golden State (2014-15)	883
5. CLEVELAND (2015-16)	880

CAVS All-Time 3FGM/Game Single Season

CAVS Team	3FGM/Game
2015-16	10.7
2014-15	10.1
2008-09	8.0

Numbers since Jan. 25, 2016

PPG	107.9 (5 th)
FG%	.472 (7 th)
3FG%	.370 (7 th)
APG	23.5 (11 th)

53-9 Mark At The Q Since Jan. 19, 2015 (Regular Season)

CAVS	Opponent	Record
106.3	PPG	96.5
.469	FG%	.435
.382	3FG%	.342
684	3FGM	488
45.5	RPG	40.6
24.4	APG	22.0

Best NBA Home Records Since Jan. 19, 2015 (Regular Season)

Rank/Team	Record
1. Golden State	61-3 (.953)
2. San Antonio	58-3 (.951)
3. CLEVELAND	53-9 (.869)
4. Oklahoma City	49-14 (.778)
5. Atlanta	46-17 (.730)
6. Toronto	43-16 (.729)

CLEVELAND CAVALIERS 2015-16 SEASON NOTES (CONT.)

LINE OF DEFENSE: In 2015-16, the Cavs allowed the 4th-lowest scoring average in the league at 98.3 points.

- **UNDER 100 & .400 SHOOTING:** Cleveland held foes to less than 100 points on 41 occasions this season (32-9), less than 90 points 18 times (17-1), less than 80 points six times (6-0) and under .400 shooting 16 times (16-0).
- **2ND CHANCE & BREAK STOPPAGE:** Cleveland allowed the 3rd-lowest second chance points in the league at 11.2. The Cavs also gave up 11.2 fast break points per game, which was the 6th-lowest in the NBA.
- **CAN'T PAINT MUCH IN HERE:** Inside the painted area, the Cavs held foes to 40.8 points, which was the 6th-lowest in the NBA.
- **LAST 12 MINUTES:** In the fourth quarter, the Cavs gave up 23.7 points (1st in NBA) on .427 shooting (3rd), including .303 from beyond the arc (1st) in the final period. They allowed less than 20 points in the fourth on 19 occasions in 2015-16.
- **POINTS OFF TURNOVERS:** On the season, the Cavs scored 20 or more points off of turnovers 21 times and held a 20-1 record when doing so.
- **DEFENSIVE ROAD TRIP:** During a two-game road trip, the Cavs held Orlando (76 points on Dec. 11) and Boston (77 points on Dec. 15) to under 80 points, and a combined average of just 76.5 points on .352 shooting from the field, including just .278 (15-54) from the three-point territory. The last time Cleveland held two consecutive road opponents to under 80 points was in February 1999 in games at Boston (2/6/99, 77 points) and Charlotte (2/10/99, 77 points). (*Elias Sports Bureau*)

DOWN GOES THE WEST: Cleveland finished the West portion of the 2015-16 schedule with a 22-8 mark against the Western Conference, which includes a 12-3 mark at The Q. Over the last 45 regular season games versus the West, the Cavs are 36-9 against them, including 20-3 at home. Cleveland's 22-8 record (.733) against the West this season was the franchise's 3rd-best mark against them (26-4 in 2008-09 and 23-7 in 2009-10).

BOARD MARGIN: The Wine and Gold outrebounded opponents by 3.5 rebounds per game, which was the 3rd-biggest differential in the NBA (44.5 to 41.0). Cleveland tied or outrebounded foes in 58 of 82 games this past season. The Cavs were also the only team in the NBA to have two players in the Top 20 in rebounds per game (Kevin Love – 11th, Tristan Thompson – 18th). Cleveland also had the highest rebounding trio in the NBA (Love, Thompson, James – 26.3). As a team, the Cavs averaged 44.5 rebounds per game (9th-best in NBA).

THE LOVE MACHINE: Kevin Love averaged a team-high 9.9 rebounds per game, the 11th-highest mark in the NBA in 2015-16. He pulled down at least 10 rebounds 38 times and also averaged 16.0 points and 2.4 assists in 31.5 minutes per game. His 35 double-doubles ranked 14th in the NBA, his 8.0 defensive rebounds ranked 9th and his 158 threes were tied for 19th in the NBA.

- **20-10:** Love had 14 games with at least 20 points and 10 rebounds this past season.
- **15-15:** He had eight games with at least 15 points and 15 rebounds.
- **ONLY ONE:** Love was the only player in the NBA in 2015-16 to average at least 9.0 rebounds and hit at least 100 three-pointers (9.9 rpg/158 3FG)
- **700 3FGM:** At Sacramento on March 9th, Kevin Love connected on his 700th career three-pointer, a four-point play that occurred with 1:32 left in the fourth quarter. Since three-pointers became an official stat in 1979-80, Love is the first player in NBA history to have a career average of at least 10.0 rebounds (11.5 rpg) and tally 700 or more three-pointers. Prior to that, Love and Larry Bird were the only players in league history to have at least 10.0 rebounds per game and 600 triples (Nov. 10 vs. Utah).
- **HALFTIME ACT:** Love recorded first half double-doubles in consecutive games in wins over Brooklyn on Jan. 20 (14 pts/13 rebs) and the L.A. Clippers on Jan. 21 (11 pts/11 rebs). The last Cleveland player with a first-half double-double in consecutive games was Zydrunas Ilgauskas, who did it in three straight games from Jan. 12-16, 1998. It was the 5th time that Love has had a first half double-double in at least two consecutive games, and first as a member of the Cavaliers. Love did this in three straight games once, in December 2010. On the season, Love had a double-double in the first half on six occasions. (*Elias Sports Bureau*)
- **BIG NIGHT:** In a win over Orlando on Nov. 23, Love poured in a season-high 34 points on 11-18 (.611) shooting, including 6-9 (.667) from the three-point line, eight rebounds, four assists and one block in 34 minutes. He scored 20 points in the second quarter, including 17 consecutive from the 8:10 mark to the 2:50 mark. The 34 points scored by Love was his most as a Cavalier.
- **300 DOUBLE-DOUBLES:** Love notched his 300th career double-double with 24 points and 14 rebounds in 44 minutes at Milwaukee on Nov. 14, becoming the 12th active player to accomplish that feat. Only Dwight Howard has more double-doubles since Love entered the league in 2008-09.
- **RARE TERRITORY:** After a 101-97 win over Indiana on Nov. 8, Love became the first Cavalier to tally 22 points, 19 rebounds and three blocks since Jan. 11, 2008 when LeBron James had 31 points, 19 rebounds and three blocks vs. Charlotte.

IRON MAN: Tristan Thompson has appeared in all 82 games in each of the past four seasons, including every game in 2015-16. His consecutive regular season games played streak is at 370 dating back to Feb. 10, 2012, which is the LONGEST ACTIVE STREAK IN THE NBA and the longest in FRANCHISE HISTORY. He passed Jim Chones (361) for the longest streak in Cavs history on March 29 against Houston, as it was his 362nd consecutive appearance.

- **TOTAL EFFORT:** Thompson put up solid numbers in 2015-16, notching 23 double-doubles and averaging 9.0 rebounds (18th in NBA), including a team-high 3.3 offensive rebounds (tied-7th in NBA), to go along with 7.8 points on a career-high .588 shooting from the field in 27.7 minutes per game.
- **EXTRA OPPORTUNITIES:** Thompson's 268 total offensive rebounds this past season were tied for 2nd in the league.
- **6 REBOUNDS OR MORE:** Thompson grabbed at least six rebounds in 68 of 82 games, including a team-high 43 games with 10 or more boards.
- **THE LEADER BOARD:** Among the Cavaliers all-time leaders, Thompson ranks 4th in offensive rebounds (1,304), 9th in defensive rebounds (1,207) and 9th in total rebounds (3,311).
- **CAREER MARK:** Thompson grabbed 10+ rebounds in a career-high eight straight contests from Nov. 19 – Dec. 4.
- **BENCH WORK:** Among all NBA players who came off the bench at least 40 times this past season, Thompson ranked 1st in rebounds per game (8.5), 1st in offensive rebounds per game (3.0), 1st in defensive rebounds per game (5.5) and 3rd in double-doubles (11).

NBA's Leaders

PPG Allowed in 2015-16

Team	Opponent PPG
1. San Antonio Spurs	92.9
2. Utah Jazz	95.9
3. Toronto Raptors	98.2
4. CLEVELAND CAVALIERS	98.3
5. Miami Heat	98.4

Most Games Allowing Less Than 90 Points in 2015-16

Team	Games
1. San Antonio Spurs	33 (32-1)
2. Utah Jazz	28 (27-1)
3. CLEVELAND CAVALIERS	18 (17-1)
4. Indiana Pacers	16 (16-0)
5. Miami Heat	15 (15-0)
6. Toronto Raptors	15 (15-0)

Most Double-Doubles Since 2008-09

Player	Double-Doubles
1. Dwight Howard	392
2. KEVIN LOVE	329
3. Pau Gasol	307
4. Zach Randolph	294

Most Three-Pointers By Players 6'10" or Taller In 2015-16

Player	3FGM
1. KEVIN LOVE (CLE)	158
2. Nikola Mirotic (CHI)	135
3. Ryan Anderson (NOP)	131
4. Dirk Nowitzki (DAL)	126

Longest Streaks of Consecutive Games Played (CAVS History)

Player	Games
1. TRISTAN THOMPSON	*370
2. Jim Chones	361
3. Austin Carr	351
4. Danny Ferry	301
5. Jim Brewer	298

*Longest Active Streak in the NBA (regular season only)

CLEVELAND CAVALIERS 2015-16 SEASON NOTES (CONT.)

KYRIE'S RETURN: In his 53 games back after returning from injury, Kyrie Irving averaged 19.6 points, 3.0 rebounds and 4.7 assists in 31.5 minutes per game in 2015-16. He also shot a career-high .885 from the foul line (10th in NBA).

Best Free Throw Shooters Eastern Conference in 2015-16	
Player	FT%
1. Khris Middleton (MIL)	.888
2. KYRIE IRVING (CLE)	.885
3. Isaiah Thomas (BOS)	.871

- **POINTS IN BUNCHES:** Irving scored at **least 20 points 28 times** and **at least 30 points eight times this past season**. Irving scored 20 or more points in a career-high tying seven straight games from Feb. 28-March 10.
- **GETTING IT DONE LATE:** In the fourth quarter, Irving averaged **6.4 points (9th-best in NBA)**.
- **30-10:** Irving had 32 points and a career-high tying 12 assists in a win over Sacramento on Feb. 8, which was his **3rd 30-10 game of his career** (11/9/13 & 12/10/13)
- **UNSTOPPABLE IN 4TH AT D.C.:** In a win at Washington on Jan. 6, Kyrie Irving finished with a **then season-high 32 points** on 14-22 (.636) shooting, five rebounds, three assists, two steals and one block in 34 minutes. When the score was knotted at 95-95 with 10:53 remaining in the game, Cleveland went on a 15-2 run and held the lead the rest of the way. **Kyrie Irving scored 12 of the Cavs' 15 points during that run. He ended the fourth quarter with 19 points on 8-11 (.727) shooting from the field.**
- **ALMOST PERFECTION IN OT:** Irving is shooting **37-38 (.974) from the free throw line** for his career in overtime.

J.R.'S THREE-BALL: Since playing his first game as a Cavalier on Jan. 7, 2015, J.R. Smith has connected on **335 three-pointers (regular season only)**, which ranks **1st** in the Eastern Conference over that span. He is averaging **2.7** three-pointers made per game since wearing a Wine and Gold jersey (123 regular season games).

- **ON A ROLL:** Over his final 50 games (Jan. 4-April 11), Smith averaged **13.5 points, including .420 shooting from beyond the arc**, 2.8 rebounds and 1.1 steals in 31.1 minutes. He scored at least 24 points in three straight games (Jan. 4-8), his first time doing so since April 2-6, 2014. Smith has **11 20-point games** this season.
- **HOT IN NEW YEAR:** Since Jan. 1, Smith hit **151 three-pointers, which ranks 1st in the East and 3rd in the NBA over that stretch**.
- **KNOCK 'EM DOWN:** Smith connected on **at least three three-pointers on 36 occasions** and **at least six triples nine times** this season. His **15 games with five or more threes** were the most in the East and the most in franchise history.
- **LONG DISTANCE LEADER:** Smith ranked **7th in the NBA** this past season in three-pointers made with a **franchise-record 204 triples**, while also shooting **.400 from deep (tied-17th)** and averaging **2.6 threes per game (7th)**. He broke Wesley Person's franchise single-season record of 192 three-pointers (1997-98) with his third triple at Milwaukee on April 5, the same night when he reached 11,000 points for his career (13th point of the game).
- **ONE OF THE BEST:** With **1,679 career three-pointers, Smith wrapped up 2015-16 ranking 17th all-time in league history** after passing Jason Richardson for 17th (Feb. 21), Mike Miller for 18th (Feb. 1), Glen Rice for 19th (Jan. 21), Eddie Jones for 20th (Jan. 8), Tim Hardaway for 21st (Jan. 8), Nick Van Exel for 22nd (Jan. 2) and Mike Bibby for 23rd (Dec. 25) this season.
- **27 PTS IN 19 MIN:** In a victory at Minnesota on Jan. 8, Smith had a **season-high 27 points on 10-12 (.833) shooting from the field**, including 5-6 (.833) from beyond the arc, and two steals in **just 19 minutes**. Smith became the **first Cavs player to ever finish with at least 27 points in under 20 minutes in franchise history**. Before Smith, the last NBA player to accomplish that feat was Kevin Durant who played 19 minutes and scored 30 points Dec. 18, 2014 against Golden State. (*Elias Sports Bureau*)
- **LUCKY NUMBER 7:** Smith hit at least seven three-pointers on three occasions this past season and now has **28 career games with at least seven triples, the 2nd-most in NBA history** (Stephen Curry-44 times).
- **8-BALL:** In a win over Toronto on Jan. 4, Smith made a **season-high 8-14 (.571) shots from the three-point line** and finished with 24 points and three rebounds in 30 minutes. It was Smith's 14th career regular season game with at least eight three-pointers, the **2nd-most in NBA history** (Stephen Curry-26 games).

SHUMP-MAN: Iman Shumpert recorded his **1st double-double of the season** (3rd of his career, all with the Cavaliers) after finishing with 12 points, a career-high 16 rebounds (six offensive), four assists and two steals in 35 minutes off the bench versus Boston on March 5. Shumpert became the **first player in Cavaliers history to finish with at least 12 points, 16 rebounds and four assists off the bench** and the first NBA reserve to do so since Drew Gooden (March 27, 2015 vs. Charlotte). (*Elias Sports Bureau*)

DELLY CARE: In 2015-16, Matthew Dellavedova ranked **10th in the NBA in assists-to-turnover ratio at 2.91 (4th in East)**. He finished with 337 assists and 116 turnovers this past season. He had **no more than one turnover on 40 occasions**. On the season, Dellavedova averaged **career highs** in points (7.5), rebounds (2.1), assists (4.4), steals (0.6) and minutes (24.6).

- **DELLY TREY:** Dellavedova had one of the best three-point percentages in the NBA, connecting on **.410 (11th in NBA)** of his attempts from long range.
- **BEST DISH:** In his 62 games off the bench, Dellavedova averaged **4.1 assists (4th among NBA bench players)**.
- **DECEMBER DELLAVEDOVA:** In the month of December, Dellavedova scored in double figures in eight of 13 games and averaged 10.4 points, a .511 (23-45) clip from three-point line, and 4.5 assists in 29.8 minutes per game.

Most Three-Pointers Made Since January 1, 2016 NBA (Regular Season)	
Player	3FGM
1. Stephen Curry (GSW)	262
2. Klay Thompson (GSW)	180
3. J.R. SMITH (CLE)	151
4. Damian Lillard (POR)	147
5. James Harden (HOU)	142

Most Three-Pointers – Single Season CAVS History	
Cavs Player	3FGM/Year
1. J.R. SMITH	204 (2015-16)
2. Wesley Person	192 (1997-98)
3. Mo Williams	183 (2008-09)
4. Mo Williams	159 (2009-10)
5. KEVIN LOVE	158 (2015-16)

CAVS Bench Players Highest Scoring Games (2015-16)	
Player	Points/Opponent/Date
1. Iman Shumpert	23 at MIN (1/8/16)
2. Matthew Dellavedova	20 vs. PHI (12/20/15)
3. Richard Jefferson	20 at MIA (3/19/16)

Most Accurate Three-Point Shooters Eastern Conference in 2015-16	
Player	3FG%
1. Jerryd Bayless (MIL)	.437
2. Doug McDermott (CHI)	.425
3. Jared Dudley (WAS)	.420
4. Jose Calderon (NYK)	.414
5. MATTHEW DELLAVEDOVA (CLE)	.410
6. George Hill (IND)	.408
7. Kelly Olynyk (BOS)	.405
8. Marvin Williams (CHA)	.402
9. J.R. SMITH (CLE)	.400
Jeff Teague (ATL)	.400
Evan Fournier (ORL)	.400

CLEVELAND CAVALIERS 2015-16 SEASON NOTES (CONT.)

TOTAL IMPACT: LeBron James had another strong all-around season in 2015-16, averaging an **Eastern Conference-best 25.3 points (5th in NBA)** on **.520 shooting from the field (14th in NBA)**, 7.4 rebounds, **6.8 assists (9th in NBA)** and 1.4 steals in 35.6 minutes per game. He was the **only player in the NBA this past season to shoot over .500 from the field while averaging at least 20.0 points, 6.0 assists and 7.0 rebounds**. He also had 28 double-doubles (tied-20th in NBA), including **three triple-doubles** (Feb. 8 vs. SAC, March 21 vs. DEN and March 26 at NYK), and ranked **7th in plus/minus (+618, best in Eastern Conference)**.

- **12 STRAIGHT:** James notched his **12th straight season averaging at least 25.0 points**, which set an **NBA record**. He already holds the record for number of consecutive seasons averaging at least 25 points, five rebounds and five assists (12).
- **RECENT WORK:** Over his final 11 games (March 19-April 11), James averaged **28.2 points on .623 shooting from the field, 7.5 rebounds, 8.0 assists and 1.3 steals in 34.8 minutes per game**.
- **20 & 30 POINT GAMES:** James scored at least 20 points in 63 games so far, including 18 30-point outings.
- **20-5-5:** James had at least 20 points, five rebounds and five assists in 38 games this past season.
- **.500 OR BETTER:** He shot at least .500 from the field on 46 occasions (38-8).
- **DOWN THE STRETCH:** In the fourth quarter in 2015-16, James averaged **6.8 points (4th in NBA)**. He scored at least 10 points in 14 fourth quarters, which includes a season-high 23 points in the final period on Dec. 4th in New Orleans
- **700 IN A ROW:** Against Boston on March 5, LeBron James tallied 28 points, 11 rebounds and eight assists in 36 minutes. It was his **700th consecutive regular season game scoring in double figures**, joining Michael Jordan (866) and Kareem Abdul-Jabbar (787) as the only players in NBA history to accomplish that feat.
- **CLIMBING THE SCORING LIST:** At the conclusion of the 2015-16 season, James stood at **26,833 career regular season points, just 114 points away from passing Hakeem Olajuwon (26,946) for 10th all-time in NBA history**. Below is a list of players James has passed this season on the NBA's all-time scoring list:
 - ♦ **11th:** James surpassed Oscar Robertson (26,710) for **11th place** in league history in scoring with his layup at the 2:14 mark of the third quarter at Atlanta on April 1
 - ♦ **12th:** James moved past Dominique Wilkins (26,668) for **12th place** all-time in scoring with his layup at the 3:52 mark of the first quarter against Brooklyn on March 31
 - ♦ **13th:** James surpassed John Havlicek (26,395) for **13th place** on the NBA's all-time scoring list with his dunk at the 8:03 mark of the third quarter against Memphis on March 7
 - ♦ **14th:** He moved past Tim Duncan for **14th place** in league history in scoring with his layup at the 4:43 mark of the third quarter versus Boston on March 5.
 - ♦ **15th:** James surpassed Paul Pierce for **15th place** on the NBA's all-time scoring list with his layup at the 3:59 mark of the first quarter against the L.A. Lakers on Feb. 10.
 - ♦ **16th:** He surpassed Kevin Garnett for **16th place** on the NBA's all-time scoring list with his field goal at the 3:07 mark of the third quarter at Charlotte on Feb. 3.
 - ♦ **17th:** James passed Alex English (25,613) for **17th place** in league history with his free throw at the 3:14 mark of the first quarter at Phoenix on Dec. 28
 - ♦ **18th:** He moved into **18th place** on Nov. 25 in Toronto after passing Reggie Miller (25,279) with his free throw at the 7:33 mark of the second quarter.
 - ♦ **19th:** James surpassed Jerry West (25,192) for **19th place** on the NBA's all-time scoring list with his 10th point of the night, a three-pointer at the 3:06 mark of the first quarter on Nov. 17 in Detroit.
- **TOP 25 ALL-TIME IN POINTS & ASSISTS:** in a 117-103 win over Orlando on Nov. 23, James passed Norm Nixon (6,386) for 25th all-time in assists with his fifth helper on the night. He joined Oscar Robertson as the **only players in NBA history to rank in the Top 25 in points and assists**. He currently ranks **11th all-time in scoring and 18th all-time in assists**.
 - ♦ **MOVING UP IN ASSISTS:** James passed Muggsy Bogues (6,726) for **18th place on the NBA's all-time assists list** with his eighth assist against Orlando o on March 18. Prior to that, he passed Kevin Johnson for 19th place (March 13 at L.A. Clippers), Derek Harper for 20th place (Jan. 29 at Detroit), Tiny Archibald for 21st place (Jan. 2 vs. Orlando), Stephon Marbury for **22nd place** (Dec. 28 at Phoenix), John Lucas for **23rd place** (Dec. 23 vs. New York), Reggie Theus for **24th place** (Dec. 20 vs. Philadelphia) and Norm Nixon for **25th place** (Nov. 23 vs. Orlando).
- **WEEKLY HONORS:** For an NBA-high tying 5th time this season, James was named the **Eastern Conference Player of the Week** for games played March 28-April 3 after posting three double-doubles in three games (all wins) and averaging 28.0 points on .576 shooting from the field, 9.3 rebounds, 10.7 assists and 2.3 steals in 38.7 minutes per contest. His most recent honor was the **53rd of his career, the most in NBA history**. It also marked the **53rd time in franchise history a player has earned Player of the Week honors and the 34th time James had earned the honor as a member of the Cavs**.
- **31st P.O.M.:** James was named the **Kia NBA Eastern Conference Player of the Month** for games played in **March 2016**, marking the 19th time a Cavs player has earned Player of the Month honors and **James' 31st, the most in NBA history**. In the month of March, James appeared in 14 games (10-4) and averaged 25.6 points on .538 shooting from the field, 8.2 rebounds, 7.1 assists and 1.1 steals in 34.1 minutes per game. The 12-time NBA All-Star registered seven double-doubles, which includes two triple-double. James was the only player in the NBA to average at least 25.0 points, 8.0 rebounds and 7.0 assists last month.
- **26,000 PTS:** With his free throw at the 4:04 mark of the third quarter in a win at Detroit on Jan. 29, James became the **youngest player in NBA history to reach 26,000 career points**. He is the 17th player in league history and 6th active player to reach that mark (Bryant, Nowitzki, Duncan, Pierce, Garnett), doing so at the age of 31 years, 30 days.
- **25,000 PTS:** In a 107-100 win at Philadelphia on Nov. 2, LeBron James became the **20th player in NBA history to reach 25,000 career regular season points, as well as the youngest to do so (30 years, 307 days) with his alley-oop dunk at the 8:07 mark of the fourth quarter**.

Most Consecutive Seasons w/25.0 points per game (All-Time)

Player	Consecutive Seasons
LEBRON JAMES	12 (2004-05 to 2015-16)
Karl Malone	11 (1987-88 to 1997-98)
Jerry West	11 (1961-62 to 1971-72)
Allen Iverson	10 (1998-99 to 2007-08)
Shaquille O'Neal	10 (1993-94 to 2002-03)
Dominique Wilkins	10 (1984-85 to 1993-94)

Most Consecutive Seasons w/25.0 ppg, 5.0 rpg & 5.0 apg (All-Time)

Player	Consecutive Seasons
LEBRON JAMES	12 (2004-05 to 2015-16)
Oscar Robertson	8 (1960-61 to 1967-68)
Michael Jordan	6 (1987-88 to 1992-93)

Most Consecutive Games of 10+ Points in NBA History (Regular Season)

Rank/Player	Consecutive Games
1. Michael Jordan	866
2. Kareem Abdul-Jabbar	787
3. LEBRON JAMES	717 (started 1/6/07)
4. Karl Malone	575

NBA's All-Time Leading Scorers Rank 10-14 (Regular Season)

Rank/Player	Points
10. Hakeem Olajuwon	26,946
11. LEBRON JAMES	26,833
12. Oscar Robertson	26,710
13. Dominique Wilkins	26,668
14. Tim Duncan	26,496

Most Player of the Week Selections in NBA History

1. LEBRON JAMES – 53 TIMES
2. Kobe Bryant – 33 times
3. Michael Jordan – 25 times
4. Allen Iverson – 23 times

Most Player of the Month Selections in NBA History

1. LEBRON JAMES – 31 TIMES
2. Kobe Bryant – 17 times
3. Michael Jordan – 16 times
4. Shaquille O'Neal – 12 times

*LeBron James earned the Player of the Week Award 5 times this season (weeks ending Nov. 22, Jan. 10, March 6, March 27 & April 3) & the Player of the Month Award twice (February & March)

Youngest Players to 26,000 Points

Player	Age
1. LEBRON JAMES	31 YEARS, 30 DAYS
2. Kobe Bryant	32 years, 80 days
3. Wilt Chamberlain	32 years, 114 days
4. Kareem Abdul-Jabbar	33 years, 330 days
5. Michael Jordan	33 years, 360 days

Fewest Regular Season Games to 26,000 Points

Player	Games
1. Wilt Chamberlain	734
2. Michael Jordan	815
3. Kareem Abdul-Jabbar	925
4. LEBRON JAMES	955

CLEVELAND CAVALIERS 2015-16 SEASON NOTES (CONT.)

BIG GAME JAMES: For his postseason career, LeBron James has appeared in 178 playoff contests (all starts) with averages of 28.2 points, 8.8 rebounds, 6.7 assists and 1.7 steals in 42.5 minutes per game.

AMONG ALL-TIME PLAYOFF LEADERS IN...: James ranks among the NBA postseason all-time leaders in triple-doubles (14, 2nd), free throws made (1,273, 3rd), assists (1,188, 4th), scoring average (28.2, 5th), points (5,020, 6th), field goals made (1,746, 6th), steals (305, 6th), minutes (7,562, 7th) and three-pointers made (255, 9th). He has a chance to continue to move up in several categories:

All-Time Playoff Games Played (7-18)		All-Time Playoff Scoring Leaders		All-Time Playoff Rebound Leaders (4-15)		All-Time Playoff Assists Leaders	
Player	GP	Player	Points	Player	Rebounds	Player	Assists
7. Scottie Pippen	208	1. Michael Jordan	5,987	4. Shaquille O'Neal	2,508	1. Magic Johnson	2,346
8. Tony Parker*	203	2. Kareem Abdul-Jabbar	5,762	5. Kareem Abdul-Jabbar	2,481	2. John Stockton	1,839
9. Danny Ainge	193	3. Kobe Bryant	5,640	6. Karl Malone	2,062	3. Jason Kidd	1,263
Karl Malone	193	4. Shaquille O'Neal	5,250	7. Wes Unseld	1,777	4. LEBRON JAMES*	1,188
11. Magic Johnson	190	5. Tim Duncan*	5,113	8. Robert Parish	1,765	5. Larry Bird	1,062
12. Manu Ginobili*	187	6. LEBRON JAMES*	5,020	9. Elgin Baylor	1,724	6. Steve Nash	1,061
13. Robert Parish	184	7. Karl Malone	4,761	10. Larry Bird	1,683	7. Tony Parker*	1,059
14. Byron Scott	183	8. Jerry West	4,457	11. Dennis Rodman	1,676	8. Scottie Pippen	1,048
15. John Stockton	182	9. Larry Bird	3,897	12. Hakeem Olajuwon	1,621	9. Kobe Bryant	1,040
16. Dennis Johnson	180	10. Tony Parker*	3,781	13. Scottie Pippen	1,583	10. Michael Jordan	1,022
17. Michael Jordan	179	11. John Havlicek	3,776	14. Charles Barkley	1,582	11. Dennis Johnson	1,006
18. LEBRON JAMES*	178	12. Hakeem Olajuwon	3,755	15. LEBRON JAMES*	1,558	12. Isiah Thomas	987

All-Time Playoff Steals Leaders		All-Time Playoff Field Goal Leaders		All-Time Playoff Three-Point Field Goal Leaders		All-Time Playoff Free Throws Made Leaders	
Player	Steals	Player	FGM	Player	3FGM	Player	FTM
1. Scottie Pippen	395	1. Kareem Abdul-Jabbar	2,356	1. Ray Allen	385	1. Michael Jordan	1,463
2. Michael Jordan	376	2. Michael Jordan	2,188	2. Reggie Miller	320	2. Kobe Bryant	1,320
3. Magic Johnson	358	3. Shaquille O'Neal	2,041	3. Manu Ginobili*	300	3. LEBRON JAMES*	1,273
4. John Stockton	338	4. Kobe Bryant	2,014	4. Kobe Bryant	292	4. Karl Malone	1,269
5. Kobe Bryant	310	5. Tim Duncan*	1,953	5. Derek Fisher	285	5. Jerry West	1,213
6. LEBRON JAMES*	305	6. LEBRON JAMES*	1,746	6. Paul Pierce	271	6. Tim Duncan*	1,202
7. Jason Kidd	302	7. Karl Malone	1,743	7. Chauncey Billups	267	7. Shaquille O'Neal	1,168
8. Larry Bird	296	8. Jerry West	1,622	8. Robert Horry	261	8. Magic Johnson	1,068
9. Maurice Cheeks	295	9. Hakeem Olajuwon	1,504	9. LEBRON JAMES*	255	9. Dirk Nowitzki*	1,058
10. Clyde Drexler	278	Tony Parker*	1,504	10. Jason Kidd	236	10. Kareem Abdul-Jabbar	1,050
11. Robert Horry	276	11. Larry Bird	1,458	11. Jason Terry*	211	11. Larry Bird	901
12. Derek Fisher	272	12. John Havlicek	1,451			12. John Havlicek	874

ALSO THE CAVS ALL-TIME LEADER IN...: James is the franchise's all-time postseason leader in games played (91), points (2,682), scoring average (29.5), field goals made (917), three-point field goals made (132), free throws made (716), rebounds (824), assists (689), steals (15) and minutes (3,933).

- **A FEW MORE BLOCKS:** With 89 blocks as a Cavalier, he is closing in on Larry Nance (93) for the most blocks in franchise history.
- **OFFENSIVE BOARDS:** James ranks 3rd in team history in offensive rebounds (135), just 12 away from Anderson Varejao (147) and 45 away from Zydrunas Ilgauskas (180).

20, 30 & 40-POINT GAMES: James has scored in double figures in 176 postseason games, including 156 with at least 20 points, 80 of 30-or-more points and 15 of 40-or-more points

- The only players with more 30-point playoff games are Michael Jordan (109) and Kobe Bryant (88).

OUTRIGHT LEADER: James has been his team's outright leader in points, rebounds and assists in 37 postseason games, the most all-time and 24 more than the player with the next-most, Larry Bird with 13.

MOST EVER 30-5-5 GAMES: James holds 59 career playoff games of at least 30 points, five rebounds and five assists, the most in NBA history; (Michael Jordan is second with 51 such games).

DOUBLE-DOUBLES AND TRIPLE-DOUBLES: James has amassed 74 double-doubles and 14 triple-doubles.

- His six triple-doubles in the NBA Finals only trails Magic Johnson (8) for the most all-time
- Has three triple-doubles with 30-plus points in NBA Finals competition, matching the total for all other players in the shot-clock era (Jerry West, James Worthy, and Charles Barkley had one each)

FIVE STRAIGHT NBA FINALS APPEARANCES: James has played in five straight NBA Finals, becoming the first player to do so since the 1960s (Boston Celtics).

Most 30-point Games NBA Playoffs, All-Time		Team's Outright Leader in Points, Rebounds & Assists in Playoffs, All-Time	
Player	Games	Player	Games
1. Michael Jordan	109	1. LEBRON JAMES	37
2. Kobe Bryant	88	2. Larry Bird	13
3. LEBRON JAMES	80	3. Tim Duncan	11
4. Kareem Abdul-Jabbar	75	*James was team's outright leader in points, rebounds & assists 6 times in 2015 Playoffs	
5. Jerry West	74		
*James had 12 30-pt games in 2015 playoffs			

Most Playoff Games with 30+pts, 5+rebs & 5+asts All-Time		Most Playoff Games with 20+pts, 5+rebs & 5+asts since 1984-85	
Player	Games	Player	Games
1. LEBRON JAMES	59	1. LEBRON JAMES	116
2. Michael Jordan	51	2. Michael Jordan	80
3. Kobe Bryant	37	3. Kobe Bryant	66
4. Jerry West	35	4. Larry Bird	54
5. Larry Bird	32	5. Clyde Drexler	52
*James had 11 30-5-5 games in 2015 Playoffs		*James had 17 20-5-5 games in 2015 Playoffs	

Most Playoff Triple-Doubles All-Time	
Player	Triple-Doubles
1. Magic Johnson	30
2. LEBRON JAMES	14
3. Jason Kidd	11
*James had 3 triple-doubles in 2015 Playoffs	

CAVALIERS KEY DATES

October 27 – The Cleveland Cavaliers opened up the 2015-16 campaign in Chicago. LeBron James tallied a double-double, recording 25 points, 10 rebounds and five assists in 36 minutes. In his first game as a Cavalier since the 2010-11 season, Mo Williams had 19 points, seven assists four rebounds in 37 minutes.

October 28 – The Cavaliers got their first win of the season, defeating the Memphis Grizzlies 106-76, which marked their largest victory over the Grizzlies in team history. Mo Williams surpassed Craig Ehlo (381) for 7th most three-pointers in Cavaliers history. Tristan Thompson moved past Jim Chones (1,040) for 8th place in offensive rebounds in franchise history.

October 30 – The Wine and Gold beat the Miami Heat, 102-92, in their home opener in front of a sellout crowd. Kevin Love registered his second double-double of the season with 24 points, a game-high 14 rebounds and five assists in 33 minutes.

November 2 – In a 107-100 win over Philadelphia, LeBron James became the 20th player in NBA history to reach 25,000 career regular season points, as well as the youngest player to do so (30 years, 307 days) with his alley-oop dunk at the 8:07 mark of the fourth quarter. He also moved past Zydrunas Ilgauskas (3,568) for 2nd in Cavs history in defensive rebounds with his second defensive board of the night.

November 6 – The Cavaliers beat the Philadelphia 76ers for the second time in the same week, winning 108-102. In the win, LeBron James became the 20th player in league history to make 9,000 career field goals after tallying game highs of 31 points on 12-22 (.545) shooting and a season-high tying 13 assists in 36 minutes.

November 8 – In the Cavs' 101-97 win over the Indiana Pacers, LeBron James surpassed Jerry West (9,016) for 19th place on the NBA's all-time field goals made list. Tristan Thompson passed Phil Hubbard (1,051) for the 7th-most offensive rebounds in Cavaliers history. Kevin Love finished with 22 points, a season-high 19 rebounds and three blocks, becoming the first Cavs player to reach those numbers since Jan. 11, 2008 when LeBron James had 31 points, 19 rebounds and three blocks vs. Charlotte.

November 10 – Kevin Love hit his 600th career regular season three-pointer in a 118-114 win over the Utah Jazz. Cleveland also made a season-high 33 free throws.

November 13 – After a 90-84 victory against the New York Knicks at Madison Square Garden, the Cavaliers sit at an 8-1 record, which ties their best start after nine games in team history. LeBron James finished with 31 points and six assists in 39 minutes, which marks the 9th time James has scored 30 or more points at Madison Square Garden in his career, tying him with Kobe Bryant for the most such games by any active visiting player (*ESPN Stats & Info*).

November 14 – Kevin Love notched his 300th career double-double against the Milwaukee Bucks in a double overtime contest, finishing with 24 points and 12 rebounds.

November 19 – Against Milwaukee, Tristan Thompson appeared in his 300th consecutive regular season game, joining Jim Chones (361), Austin Carr (351) and Danny Ferry (301) as the fourth player in Cavaliers history to play in 300 straight regular season games.

November 21 – In a 109-97 win over the Atlanta Hawks, Tristan Thompson surpassed Cavalier legend Larry Nance (1,067) for the 6th-most offensive rebounds in Cleveland Cavaliers history.

November 23 – LeBron James was named the Eastern Conference Player of the Week for games played Monday, November 16, through Sunday, November 22. During that week, James led Cleveland to a 2-1 record, averaging 25.3 points, 8.7 rebounds and 5.7 assists in 36.0 minutes per game. He shot .571 (28-49) from the field, .600 (6-10) from the three-point line and .875 (14-16) from the free throw line.

November 28 – LeBron James made the go-ahead shot with 1.0 second remaining in regulation to give the Cavs the 90-88 victory over Brooklyn. Cleveland also had a season-high 11 blocks.

December 1 – Coach Blatt was named the NBA Eastern Conference Coach of the Month for the games played in October/November. During the month, the Cavaliers posted the best record in the Eastern Conference at 13-4, which included a perfect 9-0 record at Quicken Loans Arena. The Wine and Gold led the East in points per game (103.1), field goal percentage (.461) and three-pointers per game (10.2).

December 4 – At New Orleans, LeBron James played his 636th game as a Cavalier, surpassing Austin Carr (635) for 5th place in Cavaliers history in games played. James poured in 23 of his game-high 37 points in the fourth quarter. His 23-point fourth quarter was one point shy of tying a franchise record for points in a quarter (24 on three occasions).

December 11 – The Cavaliers had their largest margin of victory against the Orlando Magic, winning by 35 points, 111-76. The 76 points allowed Cleveland tied their opponent season low. Offensively, the Cavs shot a season-high .569 (41-72) from the field.

Iman Shumpert made his season debut against the Magic, tallying 14 points on 5-7 (.714) shooting from the field, including 2-3 (.667) from deep and three rebounds in 25 minutes of play.

December 20 – In a 108-86 win over the Philadelphia 76ers, LeBron James surpassed Reggie Theus (6,453) for 24th place on the NBA's all-time assists list. James finished the game with 23 points on 10-17 (.588) shooting, five rebounds, four assists and three steals in 25 minutes. Kyrie Irving made his season debut, contributing 12 points, four assists and two steals in 17 minutes of action.

December 25 – With J.R. Smith's first three-pointer against the Golden State Warriors, he surpassed Mike Bibby (1,517) for 23rd all-time in NBA history.

December 28 – LeBron James passed Alex English (25,613) for 17th all-time in scoring and Stephon Marbury (6,471) for 22nd place in assists in a 101-97 win over the Phoenix Suns.

January 2 – LeBron James surpassed Tiny Archibald (6,476) for 21st in assists all-time in NBA history, in a 104-79 win over the Orlando Magic. In the win, James poured in 29 points on 11-18 (.611) shooting, including 4-7 (.571) from deep, five rebounds, three assists and two steals in 29 minutes. Also in the game, J.R. Smith moved passed Nick Van Exel (1,528) for sole possession of 22nd place all-time in three-pointers made in league history.

January 4 – In a 122-100 win over the Toronto Raptors, J.R. Smith made a season-high 8-14 (.571) shots from the three-point line and finished with 24 points. His eight triples also tied his most as a Cavalier.

January 6 – In a 121-115 win over the Washington Wizards at the Verizon Center, LeBron James recorded a game-high 34 points on 12-22 (.545) shooting from the field, Kyrie Irving made 14 of his 22 (.636) field goal attempts in a 32-point effort and J.R. Smith chipped in with 25 points and converted 10 of his 16 (.625) field goal attempts. It marked the first time in Cleveland's franchise history that it had three players each score at least 25 points and make more than half of their field goal attempts in a road game. The Cavaliers have done that six times at home since entering the NBA in 1970 (*Elias*).

January 8 – The Cavaliers scored a season-high 125 points in a 125-99 win against the Minnesota Timberwolves. Cleveland's 125-point performance marked a franchise-record tying three straight games scoring 120 or more points. In the win, J.R. Smith finished with a season-high 27 points on 10-12 (.833) shooting from the field, including 5-6 (.833) from beyond the arc and two steals in 19 minutes. Smith became the first Cavs player to ever finish with at least 27 points in less than 20 minutes in franchise history. He also passed Tim Hardaway (21st with 1,542) and Eddie Jones (20th with 1,546) on the NBA's all-time three-pointers made list.

January 12 – Cavs acquired the Portland Trail Blazers' protected 2020 second round pick from the Orlando Magic in exchange for guard Joe Harris, the Sacramento Kings' 2017 protected second round pick, owned by the Cavaliers, and cash.

January 15 – The Cavaliers wrapped up their longest road trip of the season with a 91-77 win over the Houston Rockets. The Wine and Gold finished their six-game road trip with a 5-1 record.

January 20 – In a 91-78 win at Brooklyn, Tristan Thompson recorded his 100th career double-double in his NBA-leading 328th consecutive regular season game played. Thompson tallied 14 points and 10 rebounds in 28 minutes off the bench. Kevin Love posted a double-double in the first half and finished with 17 points, 18 rebounds and two steals in 31 minutes.

January 21 – The Wine and Gold bested the Los Angeles Clippers 115-102, as Kevin Love posted his team-leading 20th double-double with 18 points, a game-high 16 rebounds, two assists and one steal in 33 minutes. Love tallied 11 points and 11 rebounds in the first half, becoming the first player to notch consecutive first half double-doubles since Zydrunas Ilgauskas did it in three straight games from January 12-16, 1998. J.R. Smith tallied 22 points on 8-12 (.667) shooting, including 6-7 (.857) shooting from the three-point line, in 33 minutes. With his second triple of the evening, Smith surpassed Glen Rice (1,559) for 19th all-time in NBA history.

January 22 – David Blatt was released from his head coaching duties. Tyrone Lue was named the 20th head coach of the Cleveland Cavaliers.

January 23 – In his 800th career regular season game, J.R. Smith posted his first double-double of the season with 18 points and a season-high 11 rebounds in 30 minutes. The Cavaliers committed a season-low four turnovers against the Bulls that night. The last time the Cavs committed four turnovers or less was on March 29, 2009 when Cleveland committed a franchise-low two turnovers in a win against Portland.

January 25 – Tyrone Lue recorded his first win as an NBA head coach, beating the Minnesota Timberwolves 114-107. The Cavs recorded 30 assists on 45 made field goals.

January 27 – In a 115-93 win against the Phoenix Suns, the Cavaliers swiped a season-high tying 12 steals and scored a season-high 33 points off of 23 Phoenix turnovers. The Cavs dished out 34 assists on 45 made baskets. It was the second consecutive game Cleveland had 30 or more assists. With the win, Cleveland swept their two-game regular season series against the Suns for the first time since 2009-10. LeBron James recorded 21 points on 7-8 (.875) shooting from the field and nine assists in 31 minutes. James' .875 shooting percentage marked his second-highest shooting percentage of his career.

Mike Longabardi was hired as an assistant coach.

January 29 – In a 114-106 win at Detroit, LeBron James became the youngest player in league history to reach 26,000 career points (31 years, 30 days) and 17th player to do so. James also moved passed Derek Harper (6,577) for 20th all-time in assists in NBA history.

The Wine and Gold connected on 27-29 (.931) shots from the foul line, which is the highest free throw percentage on at least 29 attempts since February 27, 2013.

January 30 – The Cavaliers tallied 117 points on 45-82 (.549) shooting from the field and 24 assists to 10 turnovers in a 117-103 win over the San Antonio Spurs. With 117 points scored, the Cavaliers have now had at least 114 points in four straight games for the first time December 15-19, 1992 (also four straight games). The contest marked LeBron James' 662nd appearance in a Wine and Gold uniform, surpassing John "Hot Rod" Williams (661) for sole possession of fourth place in team history for most games played. Also in the win against the Spurs, Tristan Thompson became the 10th player in franchise history to pull down 3,000 rebounds.

February 1 – J.R. Smith connected on his 1,578th career three-pointer in a 111-106 win against the Indiana Pacers, passing Mike Miller (1,577) for 18th all-time in NBA history. Each Cavs starter produced at least 14 points (Irving-25, James-24, Love-19, Smith-19, Thompson-14) for the second time this season. The other such occasion came on January 4, in a 122-100 win over the Toronto Raptors.

February 3 – LeBron James surpassed Kevin Garnett (26,701) for 16th place on the NBA's all-time scoring list with his field goal at the 3:07 mark of the third quarter against the Charlotte Hornets.

February 5 – Against the Boston Celtics, LeBron James became the 19th player in league history to reach 6,000 made free throws. Tristan Thompson moved past Tyrone Hill (1,830) for 9th place in Cavs history in defensive rebounds.

February 8 – In a 120-100 win over the Sacramento Kings at The Q, Tristan Thompson surpassed Brad Daugherty (1,207) for 5th place in Cavs history in offensive rebounds. J.R. Smith also notched his 1,600th career three-pointer on his fifth made triple of the evening. LeBron James registered his first triple-double of the season (40th of his career) with 21 points, 10 rebounds and 10 assists in 31 minutes of play.

February 10 – LeBron James surpassed Paul Pierce for 15th place on the NBA's all-time scoring list with his layup at the 3:59 mark of the first quarter. James finished with 29 points on 12-22 (.545) shooting, including 3-6 (.500) from three-point land, 11 assists and seven rebounds in 37 minutes. Tristan Thompson passed Bingo Smith (3,057) for 9th place in Cavs history in total rebounds. Thompson finished the evening notching his 14th double-double of the season with 15 points on a perfect 6-6 (1.000) shooting from the field and a game-high 13 rebounds (seven offensive) in 34 minutes.

February 18 – The Cavaliers acquired F/C Channing Frye from the Orlando Magic. The Cavs traded F/C Anderson Varejao and a protected future first round draft pick to the Portland Trail Blazers in exchange for a second round pick. The Cavaliers then traded the second round pick and guard Jared Cunningham to the Orlando Magic in exchange for Frye.

February 21 – In a 115-92 win over the Oklahoma City Thunder, J.R. Smith moved past Jason Richardson (1,608) for 17th all-time in NBA history in three-pointers after knocking down 5-8 (.625) shots from deep and finishing with 15 points and three rebounds in 39 minutes.

February 24 – LeBron James surpassed John "Hot Rod" Williams (4,669) for the 3rd-most rebounds in Cavaliers history in a 114-103 win over the Charlotte Hornets at The Q. Kyrie Irving became just the 6th player in Cavs history to knock down 500 career three-pointers.

February 28 – The Cleveland Cavaliers signed Jordan McRae to a 10-day contract.

March 3 – LeBron James was named the Kia NBA Eastern Conference Player of the Month for games played in February 2016. It was the 18th time James has been named Eastern Conference Player of the month as a Cavalier, as well as the 30th time in his career, the most in NBA history. In the month of February, James appeared in 12 games (8-4) for the Cavs and averaged an Eastern Conference-best 24.8 points, to go along with 7.4 rebounds, 7.3 assists and 1.7 steals in 36.8 minutes per game.

March 5 – In a 120-103 win over the Boston Celtics, the Cavaliers had a season-high eight players score in double-digits (LeBron James-28, Kyrie Irving-20, J.R. Smith-14, Iman Shumpert-12, Tristan Thompson-12, Matthew Dellavedova-10, Kevin Love-10 and Timofey Mozgov-10). It was the first time since Dec. 1, 2012 the Wine and Gold had eight players score 10-plus points (versus Portland).

LeBron James recorded a game-high 28 points, making it his 700th consecutive game with at least 10 points. He also surpassed Tim Duncan (26,366) for 14th place in all-time scoring. Iman Shumpert recorded his first double-double of the season with 12 points, a career-high 16 rebounds (six offensive), four assists and two steals in 35 minutes as a reserve, becoming the first bench player in Cavs franchise history to tally at least 12 points, 16 rebounds and four steals.

March 7 – LeBron James surpassed John Havlicek (26,395) for 13th place on the NBA's all-time scoring list in a game against the Memphis Grizzlies. James recorded a game-high 28 points on 11-19 (.579) shooting, nine rebounds and five assists in 38 minutes.

March 9 – The Cavaliers signed Jordan McRae to a multi-year contract.

March 13 – With his first assist in a 114-90 win over the L.A. Clippers, LeBron James surpassed Kevin Johnson (6,711) for sole possession of 19th place on NBA's assists list. James finished with 27 points on 9-15 (.600) shooting, including a 3-4 (.750) clip from beyond the arc, six rebounds and five assists in 31 minutes.

March 18 – In a 109-103 win over the Orlando Magic, the Cavaliers clinched a playoff spot for the 20th time in franchise history. Kyrie Irving, who finished with 26 points and five assists in 40 minutes, surpassed Geoff Huston (1,630) for 10th place in Cavs history. J.R. Smith moved passed Chris Mills (297) for the 10th most three-pointers in Cavaliers history.

March 21 – With a 124-91 win over the Denver Nuggets, the Cavaliers clinched the Central Division title for the fifth time in team history. The Cavs also reached the 50-win mark for the ninth time in team history. In the win, the Cavaliers went 15-31 (.484) from beyond the arc and set a season-high in assists, dishing out 38 helpers (24 in the second half). LeBron James recorded his second triple-double of the season with a game-high 33 points on 12-19 (.632) shooting, a game-high 11 rebounds and a game-high 11 assists in 33 minutes.

March 26 – For the second time in four games, LeBron James registered a triple-double, his third of the season, after tallying 27 points, 11 rebounds and a game-high 11 assists in 36 minutes during a 107-93 win at New York.

March 29 – Versus Houston, Tristan Thompson appeared in his 362nd consecutive game, passing Jim Chones (361) for the longest streak in Cavs history.

March 28 – LeBron James was named NBA's Eastern Conference Player of the Week for games played Monday, March 21, through Sunday, March 27. James led Cleveland to a 3-1 record that week, notching two triple-doubles and averaging 29.0 points on .564 shooting from the field, including .455 shooting from three-point line, 8.5 rebounds, 8.8 assists and 1.0 steal in 35.3 minutes per contest.

March 31 – LeBron James passed Dominique Wilkins (26,668) for 12th place on the NBA's all-time scoring list in a 107-87 win over the Brooklyn Nets. James notched his 26th double-double of the season with 24 points on 8-11 (.727) shooting, seven rebound and a game-high 11 assists in 31 minutes.

April 1 – LeBron James moved past Oscar Robinson (26,710) for 11th place all-time in scoring, while tallying his third straight double-double in a 110-108 overtime win over the Atlanta Hawks. James posted 29 points, a season-high 16 rebounds, nine assists, three steals and one block in 44 minutes. It was the third time in his career James finished with at least 25 points, 15 rebounds and nine assists.

The Cavs set a season high for rebounds in a game with 57.

April 3 – Tristan Thompson surpassed Jim Brewer (1,292) for 4th place in offensive rebounds in Cavs history. The Cavaliers defeated the Charlotte Hornets 112-103, behind LeBron James (31 pts/8 rebs), J.R. Smith (27pts/ 5 rebs) and Kevin Love (25 pts/ 9 rebs). It was the first time since Feb. 18, 1987 versus Sacramento, that the Cavs had three players tally at least 25 points and five rebounds (Daugherty 33/12, Harper (29/5, Williams 25/8).

April 4 – LeBron James was named Eastern Conference Player of the Week for games played Monday, March 28, through Sunday April 3. It was his NBA-high tying 5th player of the week award in 2015-16. James played in three games that week (all wins), averaging a near triple-double with 28.0 points on .576 shooting from the field, 9.3 rebounds, 10.7 assists and 2.3 steals in 38.7 minutes per contest.

April 5 – In a 109-80 win against the Milwaukee Bucks, the Cavaliers tied the Golden State Warriors for the longest streak with 10 or more three-pointers in NBA history at 16 games. The Cavs drained 18 triples in the game and surpassed the franchise record for three-pointers in a single season (previous was 826 in 2014-15). J.R. Smith hit seven three-pointers, notching his 11,000th career-point and passing Wesley Person (192) for the most three-pointers made in a single season by a Cavs player.

Early that day, LeBron James was named the KIA NBA Eastern Conference Player of the Month for games played in March 2016. It is the second straight month James has been named Eastern Conference Player of the Month and an NBA Record 31st time in his career. James as the only player in the NBA to average at least 25.0 points, 8.0 rebounds and 7.0 assists. This marks the 19th time a Cavs player has earned Player of the Month honors.

April 9 – The Cavs tied their franchise record for three-pointers in a game, going 19-40 (.475) from deep at Chicago.

April 11 – Cleveland clinched the No. 1 seed in the Eastern Conference for the third time in franchise history after a 109-94 win over the Atlanta Hawks. Kyrie Irving (35 points) and LeBron James (34 points) became the first pair of Cavalier teammates to post at least 34 points since Nov. 13, 2012 in Brooklyn (Irving-34, Varejao-35).

April 13 – Cleveland closed out the 2015-16 regular season at home against Detroit. Cleveland's 57-25 record is tied for the third-best in team history, as the Cavs also sold out all 41 home games for the second consecutive season and the third time in franchise history (2009-10, 2014-15).

The Cavaliers signed guard Dahntay Jones.

HOW THE CAVALIERS WERE BUILT

ACQUIRED IN DRAFT

Kyrie Irving – Selected by the Cleveland Cavaliers in the first round (1st overall pick) of the 2011 NBA Draft.

Tristan Thompson – Selected in the first round (4th overall pick) of the 2011 NBA Draft by the Cleveland Cavaliers.

ACQUIRED IN TRADE

Channing Frye – Acquired from the Orlando Magic through two separate trades that sent Anderson Varejao and a protected future first round draft pick to the Portland Trail Blazers in exchange for a second round pick; Cleveland then traded the second round pick and guard Jared Cunningham to Orlando.

Kevin Love – Acquired in a three-team trade that sent guard Andrew Wiggins and forward Anthony Bennett to Minnesota and a protected 2015 first round pick (via Miami) to Philadelphia on August 23, 2014. Minnesota acquired forward Thaddeus Young from the 76ers, while Philadelphia received forward Luc Mbah a Moute and guard Alexey Shved from the Timberwolves.

Timofey Mozgov – Acquired along with a 2015 second round pick from the Denver Nuggets in exchange for two protected 2015 first round picks (via Oklahoma City and Memphis) on Jan. 7, 2015.

Iman Shumpert – Acquired along with J.R. Smith from the New York Knicks and a protected 2015 first round pick from the Oklahoma City Thunder in a three-team trade that sent Dion Waiters to the Thunder and Lou Amundson, Alex Kirk and a 2019 second round pick to the Knicks on Jan. 5, 2015. New York also received forward Lance Thomas from Oklahoma City.

J.R. Smith – Acquired along with Iman Shumpert from the New York Knicks and a protected 2015 first round pick from the Oklahoma City Thunder in a three-team trade that sent Dion Waiters to the Thunder and Lou Amundson, Alex Kirk and a 2019 second round pick to the Knicks on Jan. 5, 2015. New York also received forward Lance Thomas from Oklahoma City.

SIGNED AS A FREE AGENT

Matthew Dellavedova – Signed as a free agent on August 5, 2013.

LeBron James – Signed as a free agent on July 12, 2014.

Richard Jefferson – Signed as a free agent on August 5, 2015.

Dahntay Jones – Signed as a free agent on April 13, 2016.

James Jones – Signed as a free agent on August 5, 2014.

Sasha Kaun – Signed as a free agent on September 9, 2015.

Jordan McRae – Signed to a 10-day contract on February 28, 2016; signed as a free agent on March 9, 2016.

Mo Williams – Signed as a free agent on July 10, 2015.

CAVALIERS SEASON TRANSACTIONS

4/13/16.....	Cavs signed guard Dahntay Jones; Cavs also recalled center Sasha Kaun and guard Jordan McRae from the Canton Charge, the Cavaliers' exclusively-owned D-League team.
4/12/16.....	Cavs assigned center Sasha Kaun and guard Jordan McRae to the Canton Charge, the Cavaliers' exclusively-owned D-League team.
4/11/16.....	Cavs recalled center Sasha Kaun and guard Jordan McRae from the Canton Charge, the Cavaliers' exclusively-owned D-League team.
4/11/16.....	Cavs assigned center Sasha Kaun and guard Jordan McRae to the Canton Charge, the Cavaliers exclusively owned and operated NBA Development League team
3/9/16.....	Signed guard Jordan McRae to a multi-year contract.
2/28/16.....	Signed guard Jordan McRae to a 10-day contract.
2/18/16.....	Traded F/C Anderson Varejao and a protected future first round draft pick to the Portland Trail Blazers in exchange for a second round pick; The Cavs then traded the second round pick and guard Jared Cunningham to the Orlando Magic in exchange for F/C Channing Frye.
1/27/16.....	Hired Mike Longabardi as an assistant coach.
1/22/16.....	Released David Blatt from his duties as head coach and named Associate Head Coach Tyrone Lue as the 20 th Head Coach in Cavaliers history.
1/12/16.....	Acquired the Portland Trail Blazers' protected 2020 second round pick from the Orlando Magic in exchange for guard Joe Harris, the Sacramento Kings' 2017 protected second round pick, owned by the Cavaliers, and cash.
12/20/15.....	Recalled guard Joe Harris from the Canton Charge, the Cavaliers' exclusively-owned D-League team.
12/19/15.....	Assigned guard Joe Harris to the Canton Charge, the Cavaliers' exclusively-owned D-League team.
12/17/15.....	Recalled guard Joe Harris from the Canton Charge, the Cavaliers' exclusively-owned D-League team.
12/2/15.....	Assigned guard Joe Harris to the Canton Charge, the Cavaliers' exclusively-owned D-League team.
11/30/15.....	Recalled guard Joe Harris from the Canton Charge, the Cavaliers' exclusively-owned D-League team.
11/28/15.....	Assigned guard Joe Harris to the Canton Charge, the Cavaliers' exclusively-owned D-League team.
11/21/15.....	Recalled guard Joe Harris from the Canton Charge, the Cavaliers' exclusively-owned D-League team.
11/20/15.....	Assigned guard Joe Harris to the Canton Charge, the Cavaliers' exclusively-owned D-League team.
11/19/15.....	Recalled guard Joe Harris from the Canton Charge, the Cavaliers' exclusively-owned D-League team.
11/13/15.....	Assigned guard Joe Harris to the Canton Charge, the Cavaliers' exclusively-owned D-League team.
10/24/15.....	Waived guard Quinn Cook.
10/23/15.....	Waived forward Austin Daye, guard/forward D.J. Stephens, guard Dionte Christmas and Forward Jack Cooley.
10/22/15.....	Re-signed forward/center Tristan Thompson to a contract and waived forward Nick Minnerath.
10/17/15.....	Signed forward/center Jack Cooley to a contract and waived center Chris Johnson.
10/10/15.....	Signed guard Dionte Christmas to a contract.
9/9/15.....	Signed center Sasha Kaun to a contract.
9/2/15.....	Re-signed guard J.R. Smith.
8/5/15.....	Signed forward Richard Jefferson to a contract.
7/27/15.....	Traded center Brendan Haywood, guard/forward Mike Miller and two future second round draft picks to Portland in exchange for two trade exceptions of approximately \$10.5 million and \$2.8 million, respectively; the two draft picks that Cleveland sent to Portland in the deal are the Cavaliers' own 2020 second round draft pick, and the more favorable of Minnesota's own 2019 second round draft pick and the Los Angeles Lakers' own 2019 second round draft pick; also re-signed guard Matthew Dellavedova.
7/25/15.....	Re-signed guard/forward James Jones.
7/23/15.....	Acquired the L.A. Lakers 2019 Second Round Draft Pick, which was held by the Indiana Pacers, in exchange for the rights to forward/center Rakeem Christmas.
7/10/15.....	Re-signed forward LeBron James; signed free agent guard Mo Williams.
7/9/15.....	Re-signed forward Kevin Love and guard Iman Shumpert.
6/30/15.....	Cavaliers guard/forward Mike Miller exercised his player option for the 2015-16 season; Cavs also extended qualifying offers to guard Matthew Dellavedova, guard Iman Shumpert and forward/center Tristan Thompson.
6/26/15.....	Acquired the draft rights to Cedi Osman, the 31st pick, Rakeem Christmas, the 36th pick, and a 2019 second round pick in exchange for the draft rights to Tyus Jones, the 24th overall pick in the first round of the 2015 NBA Draft, to Minnesota; Cavs also selected Sir'Dominic Pointer with the 53rd pick of the draft.
6/23/15.....	Exercised the option to extend the term of Timofey Mozgov's contract to include the 2015-16 season.



2015-16

Cleveland Cavaliers

Season Statistics

CAVALIERS TEAM STATISTICS

Through April 13 (57-25)

CLEVELAND CAVALIERS

2015-2016 REGULAR SEASON STATISTICS

	-FIELD GOALS-						-3-POINT FG--			-FREE THROWS-			--REBOUNDS--													
PLAYER	G	GS	MIN	FG	FGA	PCT	FG	FGA	PCT	FT	FTA	PCT	OFF	DEF	TOT	AST	PF	DQ	STL	TO	BLK	PTS	AVG			
James	76	76	2709	737	1416	.520	87	282	.309	359	491	.731	111	454	565	514	143	0	104	249	49	1920	25.3			
Irving	53	53	1667	394	879	.448	84	262	.321	169	191	.885	44	113	157	250	107	0	56	124	18	1041	19.6			
Love	77	77	2424	409	977	.419	158	439	.360	258	314	.822	149	613	762	185	159	0	58	142	41	1234	16.0			
D. Jones	1	0	42	6	14	.429	1	2	.500	0	0	---	1	4	5	2	6	1	1	0	2	13	13.0			
Smith	77	77	2362	353	850	.415	204	510	.400	45	71	.634	43	174	217	130	204	1	81	59	21	955	12.4			
Williams	41	14	748	132	302	.437	36	102	.353	38	42	.905	6	66	72	98	60	0	14	57	5	338	8.2			
Thompson	82	34	2269	247	420	.588	0	0	---	149	242	.616	268	470	738	62	202	0	38	61	51	643	7.8			
Dellavedova	76	14	1867	207	511	.405	98	239	.410	57	66	.864	33	129	162	337	178	0	44	116	9	569	7.5			
Mozgov	76	48	1326	203	359	.565	1	7	.143	68	95	.716	110	227	337	33	159	1	22	71	57	475	6.3			
Frye (TOT)	70	32	1199	152	347	.438	91	235	.387	30	35	.857	35	199	234	71	127	0	29	43	28	425	6.1			
Frye (CLE)	26	3	446	71	161	.441	43	114	.377	11	14	.786	12	81	93	26	56	0	8	13	8	196	7.5			
Shumpert	54	5	1316	114	305	.374	43	146	.295	40	51	.784	32	171	203	92	119	1	54	57	19	311	5.8			
Jefferson	74	5	1326	143	312	.458	66	173	.382	58	87	.667	15	113	128	59	129	0	33	43	14	410	5.5			
McRae (TOT)	22	1	196	34	78	.436	10	22	.455	21	28	.750	4	16	20	25	17	0	3	15	1	99	4.5			
McRae (CLE)	15	1	113	23	52	.442	7	11	.636	9	13	.692	2	10	12	15	10	0	0	9	1	62	4.1			
J. Jones	48	0	463	58	142	.408	41	104	.394	21	26	.808	8	42	50	14	50	0	11	13	10	178	3.7			
Cunningham	40	3	355	32	91	.352	10	32	.313	30	48	.625	3	26	29	19	37	0	12	18	2	104	2.6			
Varejao	31	0	310	32	76	.421	0	1	.000	16	21	.762	24	67	91	20	35	0	11	16	5	80	2.6			
Kaun	25	0	95	9	17	.529	0	0	---	5	11	.455	12	14	26	3	11	0	4	7	5	23	0.9			
Harris	5	0	15	1	4	.250	1	4	.250	0	0	---	0	3	3	2	1	0	0	1	0	3	0.6			
CAVALIERS	82	-	19855	3171	6888	.460	880	2428	.362	1333	1783	.748	873	2777	3650	1861	1666	4	551	1114	317	8555	104.3			
OPPONENTS	82	-	19855	3019	6736	.448	647	1862	.347	1378	1855	.743	760	2604	3364	1756	1690	13	590	1092	362	8063	98.3			

PLAYER	-- SINGLE-GAME HIGHS --							----- AVERAGE PER GAME -----							--CAREER HIGHS (C=SET, T=TIED THIS SEASON)--						
	MIN	REB	AST	ST	TO	BL	PTS	MIN	REB	AST	STL	TO	BLK	PTS	FG	FGA	FT	FTA	REB	AST	PTS
James	45	16	13	4	9	3	37	35.6	7.4	6.8	1.37	3.3	0.64	25.3	22	36	24	28	19	16	61
Irving	42	9	12	4	7	2	35	31.5	3.0	4.7	1.06	2.3	0.34	19.6	20	36	14	14	10	12T	57
Love	44	19	6	4	5	3	34	31.5	9.9	2.4	0.75	1.8	0.53	16.0	16	31	19	24	31	10	51
D. Jones	42	5	2	1	0	2	13	42.4	5.0	2.0	1.00	0.0	2.00	13.0	11	19	11	15	12	8	26
Smith	51	11	7	4	3	4	27	30.7	2.8	1.7	1.05	0.8	0.27	12.4	15	29	12	13	14	9	45
Williams	38	6	8	2	5	1	29	18.2	1.8	2.4	0.34	1.4	0.12	8.2	19	33	12	13	11	15	52
Thompson	41	16	5	4	3	3	19	27.7	9.0	0.8	0.46	0.7	0.62	7.8	12	18	9	12	21	5T	29
Dellavedova	42	7	13	3	4	2	20	24.6	2.1	4.4	0.58	1.5	0.12	7.5	7T	18	4T	4T	10	13C	21
Mozgov	37	12	3	2	5	4	17	17.4	4.4	0.4	0.29	0.9	0.75	6.3	10	15	8	10	29	4	23
Frye (TOT)	41	8	5	3	4	4	21	17.1	3.3	1.0	0.41	0.6	0.40	6.1	14	26	9	12	16	7	33
Frye (CLE)	41	8	4	1	2	2	21	17.1	3.6	1.0	0.31	0.5	0.31	7.5							
Shumpert	35	16	5	5	3	2	23	24.4	3.8	1.7	1.00	1.1	0.35	5.8	10	21	8	10	16C	9	27
Jefferson	39	6	4	2	3	4	20	17.9	1.7	0.8	0.45	0.6	0.19	5.5	16	27	16	19	21	12	42
McRae (TOT)	47	4	7	1	5	1	36	8.9	0.9	1.1	0.14	0.7	0.05	4.5	14C	29C	5C	8C	4C	7C	36C
McRae (CLE)	47	4	7	0	5	1	36	7.6	0.8	1.0	0.00	0.6	0.07	4.1							
J. Jones	36	5	2	2	3	2	15	9.7	1.0	0.3	0.23	0.3	0.21	3.7	10	16	9	11	12	5	27
Cunningham	35	4	4	2	2	1	12	8.9	0.7	0.5	0.30	0.5	0.05	2.6	4C	10C	6	6T	4T	4C	12C
Varejao	27	10	3	2	2	2	9	10.0	2.9	0.6	0.35	0.5	0.16	2.6	16	21	12	16	25	9	35
Kaun	23	5	1	1	2	2	4	3.8	1.0	0.1	0.16	0.3	0.20	0.9	2C	6C	2C	2C	5C	1C	4C
Harris	5	2	1	0	1	0	3	3.0	0.6	0.4	0.00	0.2	0.00	0.6	6	12	3	3	4	4	16
CAVALIERS	290	57	38	12	25	11	125	242.1	44.5	22.7	6.72	13.6	3.87	104.3	65	142	51	59	69	45	154
OPPONENTS	290	55	33	16	23	11	132	242.1	41.0	21.4	7.20	13.3	4.41	98.3	65	123	46	59	80	48	153

CAVALIERS HOME STATISTICS (33-8)

2015-2016 Statistics (33-8)

CLEVELAND CAVALIERS

STATISTICS IN HOME GAMES

	-FIELD GOALS-						-3-POINT FG--			-FREE THROWS-			--REBOUNDS--											
PLAYER	G	GS	MIN	FG	FGA	PCT	FG	FGA	PCT	FT	FTA	PCT	OFF	DEF	TOT	AST	PF	DQ	STL	TO	BLK	PTS	AVG	
James	38	38	1328	378	709	.533	37	125	.296	185	249	.743	56	218	274	279	65	0	57	120	20	978	25.7	
Irving	27	27	839	207	450	.460	47	129	.364	90	102	.882	28	63	91	137	61	0	31	64	10	551	20.4	
Love	37	37	1152	195	453	.430	81	217	.373	136	159	.855	70	287	357	91	76	0	31	67	25	607	16.4	
D. Jones	1	0	42	6	14	.429	1	2	.500	0	0	---	1	4	5	2	6	1	1	0	2	13	13.0	
Smith	37	37	1150	170	423	.402	96	245	.392	22	35	.629	21	88	109	78	95	1	41	29	14	458	12.4	
Dellavedova	37	7	925	115	268	.429	56	130	.431	32	35	.914	12	65	77	191	85	0	22	54	5	318	8.6	
Thompson	41	17	1133	130	224	.580	0	0	---	80	124	.645	150	228	378	28	98	0	20	35	31	340	8.3	
Williams	21	7	360	67	148	.453	18	50	.360	22	23	.957	2	33	35	41	25	0	9	23	2	174	8.3	
Frye (TOT)	34	18	601	79	175	.451	47	117	.402	18	21	.857	19	101	120	40	53	0	15	23	17	223	6.6	
Frye (CLE)	12	2	199	32	72	.444	17	51	.333	4	6	.667	6	38	44	14	21	0	3	8	4	85	7.1	
Mozgov	37	25	657	105	182	.577	1	4	.250	28	44	.636	54	114	168	22	81	1	10	29	24	239	6.5	
Jefferson	36	3	673	79	171	.462	33	86	.384	22	37	.595	8	55	63	40	58	0	13	25	6	213	5.9	
McRae (TOT)	12	1	118	24	54	.444	7	15	.467	12	17	.706	3	9	12	15	13	0	2	8	0	67	5.6	
McRae (CLE)	7	1	74	18	40	.450	5	8	.625	5	8	.625	2	5	7	10	8	0	0	7	0	46	6.6	
Shumpert	25	3	629	50	140	.357	18	65	.277	20	26	.769	19	90	109	49	64	1	26	29	12	138	5.5	
J. Jones	24	0	233	28	67	.418	17	46	.370	14	15	.933	5	19	24	9	26	0	4	8	8	87	3.6	
Varejao	18	0	203	22	47	.468	0	0	---	8	13	.615	15	47	62	13	23	0	8	10	4	52	2.9	
Cunningham	21	1	211	18	49	.367	5	21	.238	14	24	.583	2	17	19	11	21	0	8	12	1	55	2.6	
Kaun	13	0	52	7	13	.538	0	0	---	1	3	.333	6	8	14	1	5	0	2	1	3	15	1.2	
Harris	3	0	5	1	2	.500	1	2	.500	0	0	---	0	1	1	0	1	0	0	1	0	3	1.0	
TEAM	41	-	9865	1628	3472	.469	433	1181	.367	683	903	.756	457	1380	1837	1016	819	4	286	557	171	4372	106.6	
OPPONENTS	41	-	9865	1503	3353	.448	321	922	.348	707	941	.751	387	1263	1650	886	859	6	296	548	177	4034	98.4	

PLAYER	-- SINGLE-GAME HIGHS --							----- AVERAGE PER GAME -----							----- AVERAGE PER 48 MINUTES -----						
	MIN	REB	AST	ST	TO	BL	PTS	MIN	REB	AST	STL	TO	BLK	PTS	REB	AST	PF	STL	TO	BLK	PTS
James	41	13	13	4	9	3	34	35.0	7.2	7.3	1.50	3.2	0.53	25.7	9.9	10.1	2.3	2.06	4.3	0.72	35.3
Irving	40	9	12	4	7	2	35	31.1	3.4	5.1	1.15	2.4	0.37	20.4	5.2	7.8	3.5	1.77	3.7	0.57	31.5
Love	40	19	6	4	5	3	34	31.1	9.6	2.5	0.84	1.8	0.68	16.4	14.9	3.8	3.2	1.29	2.8	1.04	25.3
D. Jones	42	5	2	1	0	2	13	42.4	5.0	2.0	1.00	0.0	2.00	13.0	5.7	2.3	6.9	1.14	0.0	2.29	14.9
Smith	40	11	5	4	3	4	27	31.1	2.9	2.1	1.11	0.8	0.38	12.4	4.5	3.3	4.0	1.71	1.2	0.58	19.1
Dellavedova	39	5	13	2	4	2	20	25.0	2.1	5.2	0.59	1.5	0.14	8.6	4.0	9.9	4.4	1.14	2.8	0.26	16.5
Thompson	40	16	5	3	3	3	19	27.6	9.2	0.7	0.49	0.9	0.76	8.3	16.0	1.2	4.2	0.85	1.5	1.31	14.4
Williams	38	6	8	2	5	1	29	17.2	1.7	2.0	0.43	1.1	0.10	8.3	4.7	5.5	3.3	1.20	3.1	0.27	23.2
Frye (TOT)	41	8	5	3	4	4	17	17.7	3.5	1.2	0.44	0.7	0.50	6.6	9.6	3.2	4.2	1.20	1.8	1.36	17.8
Frye (CLE)	41	8	4	1	2	1	15	16.6	3.7	1.2	0.25	0.7	0.33	7.1	10.6	3.4	5.1	0.72	1.9	0.96	20.5
Mozgov	37	12	3	2	4	4	14	17.7	4.5	0.6	0.27	0.8	0.65	6.5	12.3	1.6	5.9	0.73	2.1	1.75	17.5
Jefferson	35	6	3	2	3	2	17	18.7	1.8	1.1	0.36	0.7	0.17	5.9	4.5	2.9	4.1	0.93	1.8	0.43	15.2
McRae (TOT)	47	4	7	1	5	0	36	9.8	1.0	1.3	0.17	0.7	0.00	5.6	4.9	6.1	5.3	0.81	3.3	0.00	27.3
McRae (CLE)	47	4	7	0	5	0	36	10.5	1.0	1.4	0.00	1.0	0.00	6.6	4.5	6.5	5.2	0.00	4.5	0.00	29.8
Shumpert	35	16	5	5	3	2	12	25.1	4.4	2.0	1.04	1.2	0.48	5.5	8.3	3.7	4.9	1.98	2.2	0.92	10.5
J. Jones	36	5	2	1	3	2	10	9.7	1.0	0.4	0.17	0.3	0.33	3.6	4.9	1.9	5.4	0.82	1.6	1.65	17.9
Varejao	27	10	3	2	2	2	9	11.3	3.4	0.7	0.44	0.6	0.22	2.9	14.7	3.1	5.4	1.89	2.4	0.95	12.3
Cunningham	35	4	4	2	2	1	9	10.0	0.9	0.5	0.38	0.6	0.05	2.6	4.3	2.5	4.8	1.82	2.7	0.23	12.5
Kaun	23	5	1	1	1	2	4	4.0	1.1	0.1	0.15	0.1	0.23	1.2	12.9	0.9	4.6	1.85	0.9	2.77	13.8
Harris	3	1	0	0	1	0	3	1.7	0.3	0.0	0.00	0.3	0.00	1.0	9.6	0.0	9.6	0.00	9.6	0.00	28.8
TEAM	265	53	38	12	25	11	124	240.6	44.8	24.8	6.98	13.6	4.17	106.6	44.7	24.7	19.9	6.96	13.6	4.16	106.4
OPPONENTS	265	55	33	16	23	11	132	240.6	40.2	21.6	7.22	13.4	4.32	98.4	40.1	21.6	20.9	7.20	13.3	4.31	98.1

CAVALIERS AWAY STATISTICS (24-17)

2015-2016 Statistics (24-17) CLEVELAND CAVALIERS STATISTICS IN ROAD GAMES

	-FIELD GOALS-						-3-POINT FG--			-FREE THROWS-			--REBOUNDS--											
PLAYER	G	GS	MIN	FG	FGA	PCT	FG	FGA	PCT	FT	FTA	PCT	OFF	DEF	TOT	AST	PF	DQ	STL	TO	BLK	PTS	AVG	
James	38	38	1380	359	707	.508	50	157	.318	174	242	.719	55	236	291	235	78	0	47	129	29	942	24.8	
Irving	26	26	828	187	429	.436	37	133	.278	79	89	.888	16	50	66	113	46	0	25	60	8	490	18.8	
Love	40	40	1272	214	524	.408	77	222	.347	122	155	.787	79	326	405	94	83	0	27	75	16	627	15.7	
Smith	40	40	1212	183	427	.429	108	265	.408	23	36	.639	22	86	108	52	109	0	40	30	7	497	12.4	
Williams	20	7	387	65	154	.422	18	52	.346	16	19	.842	4	33	37	57	35	0	5	34	3	164	8.2	
Thompson	41	17	1136	117	196	.597	0	0	---	69	118	.585	118	242	360	34	104	0	18	26	20	303	7.4	
Dellavedova	39	7	942	92	243	.379	42	109	.385	25	31	.806	21	64	85	146	93	0	22	62	4	251	6.4	
Mozgov	39	23	669	98	177	.554	0	3	.000	40	51	.784	56	113	169	11	78	0	12	42	33	236	6.1	
Shumpert	29	2	688	64	165	.388	25	81	.309	20	25	.800	13	81	94	43	55	0	28	28	7	173	6.0	
Frye (TOT)	36	14	599	73	172	.424	44	118	.373	12	14	.857	16	98	114	31	74	0	14	20	11	202	5.6	
Frye (CLE)	14	1	246	39	89	.438	26	63	.413	7	8	.875	6	43	49	12	35	0	5	5	4	111	7.9	
Jefferson	38	2	653	64	141	.454	33	87	.379	36	50	.720	7	58	65	19	71	0	20	18	8	197	5.2	
J. Jones	24	0	230	30	75	.400	24	58	.414	7	11	.636	3	23	26	5	24	0	7	5	2	91	3.8	
McRae (TOT)	10	0	78	10	24	.417	3	7	.429	9	11	.818	1	7	8	10	4	0	1	7	1	32	3.2	
McRae (CLE)	8	0	40	5	12	.417	2	3	.667	4	5	.800	0	5	5	5	2	0	0	2	1	16	2.0	
Cunningham	19	2	145	14	42	.333	5	11	.455	16	24	.667	1	9	10	8	16	0	4	6	1	49	2.6	
Varejao	13	0	107	10	29	.345	0	1	.000	8	8	1.000	9	20	29	7	12	0	3	6	1	28	2.2	
Kaun	12	0	43	2	4	.500	0	0	---	4	8	.500	6	6	12	2	6	0	2	6	2	8	0.7	
Harris	2	0	10	0	2	.000	0	2	.000	0	0	---	0	2	2	2	0	0	0	0	0	0	0.0	
TEAM	41	-	9990	1543	3416	.452	447	1247	.358	650	880	.739	416	1397	1813	845	847	0	265	557	146	4183	102.0	
OPPONENTS	41	-	9990	1516	3383	.448	326	940	.347	671	914	.734	373	1341	1714	870	831	7	294	544	185	4029	98.3	

	-- SINGLE-GAME HIGHS --							----- AVERAGE PER GAME -----							----- AVERAGE PER 48 MINUTES -----						
PLAYER	MIN	REB	AST	ST	TO	BL	PTS	MIN	REB	AST	STL	TO	BLK	PTS	REB	AST	PF	STL	TO	BLK	PTS
James	45	16	11	4	7	3	37	36.3	7.7	6.2	1.24	3.4	0.76	24.8	10.1	8.2	2.7	1.63	4.5	1.01	32.8
Irving	42	6	9	3	5	2	32	31.9	2.5	4.3	0.96	2.3	0.31	18.8	3.8	6.6	2.7	1.45	3.5	0.46	28.4
Love	44	18	6	3	5	2	29	31.8	10.1	2.4	0.68	1.9	0.40	15.7	15.3	3.5	3.1	1.02	2.8	0.60	23.7
Smith	51	9	7	4	3	2	27	30.3	2.7	1.3	1.00	0.8	0.17	12.4	4.3	2.1	4.3	1.58	1.2	0.28	19.7
Williams	37	5	7	1	3	1	21	19.4	1.9	2.9	0.25	1.7	0.15	8.2	4.6	7.1	4.3	0.62	4.2	0.37	20.3
Thompson	41	15	3	4	3	3	18	27.7	8.8	0.8	0.44	0.6	0.49	7.4	15.2	1.4	4.4	0.76	1.1	0.85	12.8
Dellavedova	42	7	9	3	4	1	12	24.2	2.2	3.7	0.56	1.6	0.10	6.4	4.3	7.4	4.7	1.12	3.2	0.20	12.8
Mozgov	28	10	2	2	5	4	17	17.2	4.3	0.3	0.31	1.1	0.85	6.1	12.1	0.8	5.6	0.86	3.0	2.37	16.9
Shumpert	35	7	4	4	3	2	23	23.7	3.2	1.5	0.97	1.0	0.24	6.0	6.6	3.0	3.8	1.95	2.0	0.49	12.1
Frye (TOT)	24	8	5	3	2	2	21	16.6	3.2	0.9	0.39	0.6	0.31	5.6	9.1	2.5	5.9	1.12	1.6	0.88	16.2
Frye (CLE)	24	7	2	1	1	2	21	17.6	3.5	0.9	0.36	0.4	0.29	7.9	9.6	2.3	6.8	0.98	1.0	0.78	21.7
Jefferson	39	6	4	2	3	4	20	17.2	1.7	0.5	0.53	0.5	0.21	5.2	4.8	1.4	5.2	1.47	1.3	0.59	14.5
J. Jones	18	3	1	2	2	1	15	9.6	1.1	0.2	0.29	0.2	0.08	3.8	5.4	1.0	5.0	1.46	1.0	0.42	19.0
McRae (TOT)	25	3	4	1	3	1	12	7.8	0.8	1.0	0.10	0.7	0.10	3.2	4.9	6.2	2.5	0.62	4.3	0.62	19.7
McRae (CLE)	16	3	2	0	2	1	8	5.0	0.6	0.6	0.00	0.3	0.13	2.0	6.0	6.0	2.4	0.00	2.4	1.20	19.2
Cunningham	32	3	2	2	2	1	12	7.6	0.5	0.4	0.21	0.3	0.05	2.6	3.3	2.6	5.3	1.32	2.0	0.33	16.2
Varejao	14	6	2	1	2	1	4	8.3	2.2	0.5	0.23	0.5	0.08	2.2	13.0	3.1	5.4	1.35	2.7	0.45	12.6
Kaun	8	3	1	1	2	1	4	3.6	1.0	0.2	0.17	0.5	0.17	0.7	13.4	2.2	6.7	2.23	6.7	2.23	8.9
Harris	5	2	1	0	0	0	0	5.0	1.0	1.0	0.00	0.0	0.00	0.0	9.6	9.6	0.0	0.00	0.0	0.00	0.0
TEAM	290	57	30	12	21	9	125	243.7	44.2	20.6	6.46	13.6	3.56	102.0	43.6	20.3	20.3	6.37	13.4	3.51	100.5
OPPONENTS	290	52	31	12	20	10	123	243.7	41.8	21.2	7.17	13.3	4.51	98.3	41.2	20.9	20.0	7.06	13.1	4.44	96.8

CAVALIERS BREAKDOWN

INCLUDES GAMES OF WEDNESDAY, APRIL 13, 2016
CLEVELAND CAVALIERS / MISCELLANEOUS STATISTICS

	RECORD	HOME	ROAD	OT	
OVERALL	57-25	33- 8	24-17	3- 3	Head Coach: Tyronn Lue
Atlantic	14- 4	8- 1	6- 3		Overall: 1 Year 27 Won 14 Lost .659 Pct.
Central	8- 8	5- 3	3- 5	1- 2	W/Club : 1 Year 27 Won 14 Lost .659 Pct.
Southeast	13- 5	8- 1	5- 4	1- 0	
EASTERN	35-17	21- 5	14-12	2- 2	
Southwest	6- 4	3- 2	3- 2	1- 1	
Northwest	8- 2	5- 0	3- 2		
Pacific	8- 2	4- 1	4- 1		
WESTERN	22- 8	12- 3	10- 5	1- 1	

TEAM WINNING & LOSING STREAKS:

OVERALL	HOME	ROAD
Loss- 1	Loss- 1	Loss- 2
Long:Win - 8	Win - 9	Win - 6
Loss- 3	Loss- 1	Loss- 3
Last:Win -04/11 vsATL 109-94	Win -04/11 vsATL 109-94	Win -04/05 @ MIL 109-80
Loss-04/13 vsDET 110-112	Loss-04/13 vsDET 110-112	Loss-04/09 @ CHI 102-105

	WON	LOST	OFFENSE	VsOPP	HOME	ATTENDANCE
Oct.	2	1				
Nov.	11	3	100+ 45- 9	If Opp W/L to date:	41	Games
Dec.	8	5	100< 12-16	.500+ 28-13	843,042	Total
Jan.	13	3	Defense	.500- 28-11	20,562	Average
Feb.	8	5	100+ 25-16		20,562	High
Mar.	11	5	100< 32- 9		41	Sellouts
Apr.	4	3				

After 82 games last season: W 53 L 29

MARGINS	1	2	3	4	5	6	7	8	9	10	11	12	13	14	15	16	17	18	19	20	21	22	23
Won By:	1	2	1	5	3	5	3	1	4	3	2	3	2	4	3		1			2		3	1
Lost By:	1	3	3	2	1	3		1	3			1	1	2	1						1		
	24	25	26	27	28	29	30	31	32	33	34	35	36	37	38	39	40	41	42	43	44	45	46+
Won By:	1	2	1			1	1			1		1											
Lost By:						1					1												

At Start Of:	OVERALL	HOME	ROAD	FG%	OVERALL	HOME	ROAD
2nd- Ahead:	40- 5	22- 1	18- 4	-44%	17-17	8- 6	9-11
-Behind:	17-17	11- 7	6-10	45-49%	17- 7	11- 2	6- 5
- Tied:	0- 3	0- 0	0- 3	50-54%	18- 1	10- 0	8- 1
3rd- Ahead:	46- 8	28- 2	18- 6	55-59%	5- 0	4- 0	1- 0
-Behind:	11-16	5- 6	6-10	+60%	0- 0	0- 0	0- 0
- Tied:	0- 1	0- 0	0- 1				
4th- Ahead:	49- 7	30- 2	19- 5				
-Behind:	6-17	1- 6	5-11				
- Tied:	2- 1	2- 0	0- 1				

CAVALIERS SEASON HIGHS

Through games of April 13
2015-2016 HIGH GAMES

CLEVELAND CAVALIERS

Page 1

PLAYER	MINUTES	FIELD GOALS	FREE THROWS	----- OFFENSIVE	REBOUNDS DEFENSIVE	----- TOTAL	ASSISTS	STEALS	TURNOVERS	BLOCKED SHOTS	POINTS
JARED CUNNINGHAM	35C DEC. 8 vs Port.	4C OCT. 28 at Mem.	5 NOV. 19 vs Milw.	1T(3) JAN. 18 vs G.S.	4T NOV. 21 vs Atl.	4T NOV. 21 vs Atl.	4C NOV. 19 vs Milw.	2C(3) DEC. 5 at Miami	2T(7) FEB. 8 vs Sac.	1C(2) NOV. 23 vs Orl.	12C OCT. 28 at Mem.
MATTHEW DELLAVEDOVA	42T DEC. 4 at N.O.	7T(2) DEC. 20 vs Phil.	4T MAR. 23 vs Milw.	3T(4) APR. 6 at Ind.	6 DEC. 29 at Den.	7 DEC. 29 at Den.	13C NOV. 19 vs Milw.	3 JAN. 15 at Hou.	4 (5) MAR. 7 vs Mem.	2T DEC. 20 vs Phil.	20 DEC. 20 vs Phil.
CHANNING FRYE Orl.-Cle.	41 APR. 13 vs Det.	8 MAR. 10 at LA-L	5 DEC. 20 vs Atl.	4 NOV. 11 vs LA-L	7 (2) APR. 3 vs Cha.	8 (2) MAR. 31 vs Brk.	5 (2) DEC. 28 vs N.O.	3 (2) DEC. 20 vs Atl.	4 DEC. 20 vs Atl.	4T JAN. 14 vs Tor.	21 MAR. 10 at LA-L
CHANNING FRYE Cle.	41 APR. 13 vs Det.	8 MAR. 10 at LA-L	4 APR. 6 at Ind.	2 (2) MAR. 31 vs Brk.	7 APR. 3 vs Cha.	8 MAR. 31 vs Brk.	4 APR. 13 vs Det.	1 (8) APR. 13 vs Det.	2 (2) APR. 11 vs Atl.	2 MAR. 14 at Utah	21 MAR. 10 at LA-L
JOE HARRIS	5 (2) NOV. 2 at Phil.	1 OCT. 30 vs Miami	0	0	2 OCT. 28 at Mem.	2 OCT. 28 at Mem.	1 (2) NOV. 2 at Phil.	0	1 NOV. 23 vs Orl.	0	3 OCT. 30 vs Miami
KYRIE IRVING	42 APR. 1 at Atl.	15 FEB. 10 vs LA-L	11 FEB. 29 vs Ind.	3 (3) FEB. 24 vs Cha.	7 MAR. 23 vs Milw.	9 JAN. 25 vs Minn.	12T FEB. 8 vs Sac.	4 MAR. 7 vs Mem.	7 MAR. 7 vs Mem.	2 (2) APR. 1 at Atl.	35 (2) APR. 11 vs Atl.
LEBRON JAMES	45 (2) DEC. 4 at N.O.	15 JAN. 10 at Phil.	12 FEB. 5 vs Bos.	6 MAR. 14 at Utah	13 APR. 1 at Atl.	16 APR. 1 at Atl.	13 (2) NOV. 23 vs Orl.	4 (3) DEC. 11 at Orl.	9 DEC. 1 vs Wash.	3 (2) DEC. 8 vs Port.	37 (3) JAN. 10 at Phil.
RICHARD JEFFERSON	39 NOV. 14 at Milw.	7 (2) MAR. 19 at Miami	7 FEB. 28 at Wash.	2 (3) APR. 11 vs Atl.	6 FEB. 21 at OKC.	6 (2) APR. 11 vs Atl.	4 JAN. 8 at Minn.	2 (5) APR. 6 at Ind.	3 (3) MAR. 4 vs Wash.	4T DEC. 28 at Phoe.	20 MAR. 19 at Miami
DAHNTAY JONES	42 APR. 13 vs Det.	6 APR. 13 vs Det.	0	1 APR. 13 vs Det.	4 APR. 13 vs Det.	5 APR. 13 vs Det.	2 APR. 13 vs Det.	1 APR. 13 vs Det.	0	2 APR. 13 vs Det.	13 APR. 13 vs Det.
JAMES JONES	36 APR. 13 vs Det.	5 DEC. 11 at Orl.	4 (2) MAR. 29 vs Hou.	2 (3) JAN. 2 vs Orl.	5 DEC. 20 vs Phil.	5 (2) APR. 13 vs Det.	2 NOV. 6 vs Phil.	2 NOV. 17 at Det.	3 APR. 13 vs Det.	2 NOV. 28 vs Brk.	15 DEC. 11 at Orl.
SASHA KAUN	23C APR. 13 vs Det.	2C(2) MAR. 21 vs Den.	2C DEC. 5 at Miami	2C(3) APR. 13 vs Det.	3C(2) APR. 13 vs Det.	5C APR. 13 vs Det.	1C(3) MAR. 21 vs Den.	1C(4) APR. 13 vs Det.	2C DEC. 26 at Port.	2C APR. 13 vs Det.	4C(3) MAR. 21 vs Den.
KEVIN LOVE	44 NOV. 14 at Milw.	11 NOV. 23 vs Orl.	11 FEB. 21 at OKC.	6 (3) JAN. 12 at Dall.	18 JAN. 20 at Brk.	19 NOV. 8 vs Ind.	6 (3) FEB. 29 vs Ind.	4T DEC. 8 vs Port.	5 (3) JAN. 21 vs LA-C	3 (2) JAN. 4 vs Tor.	34 NOV. 23 vs Orl.
JORDAN MCRAE Pho.-Cle.	47C APR. 13 vs Det.	14C APR. 13 vs Det.	5C APR. 13 vs Det.	1C(4) APR. 13 vs Det.	3C(2) APR. 13 vs Det.	4C APR. 13 vs Det.	7C APR. 13 vs Det.	1C(3) FEB. 19 vs Hou.	5C APR. 13 vs Det.	1C MAR. 13 at LA-C	36C APR. 13 vs Det.
JORDAN MCRAE Cle.	47C APR. 13 vs Det.	14C APR. 13 vs Det.	5C APR. 13 vs Det.	1T(2) APR. 13 vs Det.	3C(2) APR. 13 vs Det.	4C APR. 13 vs Det.	7C APR. 13 vs Det.	0	5C APR. 13 vs Det.	1C MAR. 13 at LA-C	36C APR. 13 vs Det.

CAVALIERS SEASON HIGHS (CONT.)

Through games of April 13
2015-2016 HIGH GAMES

CLEVELAND CAVALIERS

Page 2

PLAYER	MINUTES	FIELD GOALS	FREE THROWS	----- OFFENSIVE	REBOUNDS DEFENSIVE	----- TOTAL	ASSISTS	STEALS	TURNOVERS	BLOCKED SHOTS	POINTS
TIMOFEY MOZGOV	37 APR. 13 vs Det.	8 DEC. 11 at Orl.	6 NOV. 14 at Milw.	5 JAN. 12 at Dall.	11 APR. 13 vs Det.	12 APR. 13 vs Det.	3 (2) APR. 13 vs Det.	2 (6) MAR. 21 vs Den.	5C FEB. 28 at Wash.	4 (2) FEB. 18 vs Chi.	17 DEC. 11 at Orl.
IMAN SHUMPERT	35 (4) APR. 6 at Ind.	9 JAN. 8 at Minn.	4 (2) APR. 6 at Ind.	6T MAR. 5 vs Bos.	10C MAR. 5 vs Bos.	16C MAR. 5 vs Bos.	5 MAR. 16 vs Dall.	5 FEB. 5 vs Bos.	3 (6) APR. 5 at Milw.	2T(4) MAR. 29 vs Hou.	23 JAN. 8 at Minn.
J.R. SMITH	51T NOV. 14 at Milw.	10 (4) APR. 3 vs Cha.	4 DEC. 1 vs Wash.	3 (2) MAR. 23 vs Milw.	10 JAN. 23 vs Chi.	11 JAN. 23 vs Chi.	7 OCT. 28 at Mem.	4 (3) MAR. 21 vs Den.	3 (2) FEB. 5 vs Bos.	4C NOV. 28 vs Brk.	27 (2) APR. 3 vs Cha.
TRISTAN THOMPSON	41 FEB. 1 at Ind.	8 (2) FEB. 18 vs Chi.	8 MAR. 29 vs Hou.	11 DEC. 17 vs OKC.	11 (3) MAR. 18 at Orl.	16 NOV. 21 vs Atl.	5T NOV. 21 vs Atl.	4T MAR. 18 at Orl.	3 (4) MAR. 29 vs Hou.	3 (4) APR. 9 at Chi.	19 JAN. 25 vs Minn.
ANDERSON VAREJAO	27 FEB. 6 vs N.O.	4 NOV. 19 vs Milw.	3 NOV. 21 vs Atl.	3 (2) FEB. 10 vs LA-L	9 FEB. 6 vs N.O.	10 FEB. 6 vs N.O.	3 (2) FEB. 6 vs N.O.	2 FEB. 6 vs N.O.	2 (3) FEB. 10 vs LA-L	2 FEB. 6 vs N.O.	9 NOV. 19 vs Milw.
MO WILLIAMS	38 NOV. 8 vs Ind.	8 (4) NOV. 10 vs Utah	9 NOV. 10 vs Utah	2 NOV. 14 at Milw.	6 (2) NOV. 10 vs Utah	6 (2) NOV. 10 vs Utah	8 (2) NOV. 8 vs Ind.	2 (3) NOV. 28 vs Brk.	5 NOV. 10 vs Utah	1 (5) DEC. 23 vs N.Y.	29 NOV. 10 vs Utah
CAVALIERS High Games	290 NOV. 14 at Milw.	48 (3) MAR. 21 vs Den.	33 NOV. 10 vs Utah	17 (4) MAR. 23 vs Milw.	46 APR. 1 at Atl.	57 APR. 1 at Atl.	38 MAR. 21 vs Den.	12 (4) JAN. 27 vs Phoe.	25 MAR. 7 vs Mem.	11 NOV. 28 vs Brk.	125 JAN. 8 at Minn.
CAVALIERS Low Games	240 (76) APR. 11 vs Atl.	28 (2) DEC. 26 at Port.	5 MAR. 14 at Utah	2 APR. 5 at Milw.	23 MAR. 19 at Miami	26 MAR. 19 at Miami	12 (2) DEC. 25 at G.S.	3 (5) MAR. 24 at Brk.	4 JAN. 23 vs Chi.	0 (3) FEB. 26 at Tor.	76 DEC. 26 at Port.
OPPONENTS High Games	290 NOV. 14 at Milw.	46 (2) MAR. 19 at Miami	26 APR. 3 vs Cha.	17 FEB. 1 at Ind.	43 APR. 1 at Atl.	55 (2) MAR. 31 vs Brk.	33 JAN. 18 vs G.S.	16 MAR. 7 vs Mem.	23 JAN. 27 vs Phoe.	11 (2) APR. 13 vs Det.	132 JAN. 18 vs G.S.
OPPONENTS Low Games	240 (76) APR. 11 vs Atl.	26 JAN. 15 at Hou.	4 JAN. 20 at Brk.	2 DEC. 1 vs Wash.	16 NOV. 19 vs Milw.	22 NOV. 19 vs Milw.	12 FEB. 18 vs Chi.	1 JAN. 2 vs Orl.	6 JAN. 30 vs S.A.	0 (3) MAR. 26 at N.Y.	76 (2) DEC. 11 at Orl.

"C" indicates a new career-high, "T" a tied career-high.

Numbers in parentheses indicate the number of games in which a player or team has reached a given total (if more than one).

CAVALIERS GAME-BY-GAME

Date	Opponent	Team/Opp	Home	Road	Total	High Scoring	High Rebounds	High Assists	Opponent Scoring	Atten.
Oct 27	@Chicago	L 95- 97	0-0	0-1	0-1	James-25	Thompson-12	Williams-7	Mirotic-19	21,957
Oct 28	@Memphis	W106- 76	0-0	1-1	1-1	Love-17	Love-13	Smith-7	Randolph-12	18,119
									Gasol-12	
Oct 30	MIAMI	W102- 92	1-0	1-1	2-1	James-29	Love-14	Dellavedova-10	Wade-25	20,562
Nov 2	@Philadelphia	W107-100	1-0	2-1	3-1	James-22	James-9	James-11	Okafor-24	18,094
							Thompson-9			
Nov 4	NEW YORK	W 96- 86	2-0	2-1	4-1	James-23	Thompson-13	Dellavedova-7	Anthony-17	20,562
Nov 6	PHILADELPHIA	W108-102	3-0	2-1	5-1	James-31	Love-14	James-13	Okafor-18	20,562
									Noel-18	
Nov 8	INDIANA	W101- 97	4-0	2-1	6-1	James-29	Love-19	Dellavedova-9	George-32	20,562
Nov 10	UTAH	W118-114	5-0	2-1	7-1	James-31	Love-8	James-8	Burks-24	20,562
Nov 13	@New York	W 90- 84	5-0	3-1	8-1	James-31	Love-11	James-6	Anthony-26	19,812
Nov 14	@Milwaukee	L105-108 (2OT)	5-0	3-2	8-2	James-37	Love-14	Dellavedova-7	Bayless-17	18,717
									Carter-Williams-17	
Nov 17	@Detroit	L 99-104	5-0	3-3	8-3	James-30	Love-9	Williams-7	Drummond-25	18,442
							Thompson-9			
Nov 19	MILWAUKEE	W115-100	6-0	3-3	9-3	James-27	Love-15	Dellavedova-13	Antetokounmpo-33	20,562
Nov 21	ATLANTA	W109- 97	7-0	3-3	10-3	Love-25	Thompson-16	James-8	Millsap-14	20,562
									Korver-14	
Nov 23	ORLANDO	W117-103	8-0	3-3	11-3	Love-34	Thompson-14	James-13	Nicholson-18	20,562
Nov 25	@Toronto	L 99-103	8-0	3-4	11-4	James-24	Love-13	James-8	Lowry-27	20,140
Nov 27	@Charlotte	W 95- 90	8-0	4-4	12-4	James-25	Love-16	James-5	Walker-18	19,093
								Dellavedova-5		
Nov 28	BROOKLYN	W 90- 88	9-0	4-4	13-4	Love-26	Thompson-11	Dellavedova-6	Lopez-22	20,562
						James-26				
Dec 1	WASHINGTON	L 85- 97	9-1	4-4	13-5	James-24	James-13	James-4	Wall-35	20,562
Dec 4	@New Orleans	L108-114 (OT)	9-1	4-5	13-6	James-37	Love-10	James-8	Davis-31	17,906
							Thompson-10			
Dec 5	@Miami	L 84- 99	9-1	4-6	13-7	Jefferson-16	Love-8	Dellavedova-5	Wade-19	19,600
									T. Johnson-19	
Dec 8	PORTLAND	W105-100	10-1	4-6	14-7	James-33	James-10	Love-4	Lillard-33	20,562
Dec 11	@Orlando	W111- 76	10-1	5-6	15-7	James-25	Love-13	James-8	Vucevic-14	17,239
Dec 15	@Boston	W 89- 77	10-1	6-6	16-7	James-24	Mozgov-10	Love-5	Bradley-17	18,624
Dec 17	OKLAHOMA CITY	W104-100	11-1	6-6	17-7	James-33	Thompson-15	James-11	Westbrook-27	20,562
Dec 20	PHILADELPHIA	W108- 86	12-1	6-6	18-7	James-23	Mozgov-7	Tied with-4	Noel-15	20,562
Dec 23	NEW YORK	W 91- 84	13-1	6-6	19-7	James-24	Thompson-14	Dellavedova-7	Porzingis-23	20,562
Dec 25	@Golden State	L 83- 89	13-1	6-7	19-8	James-25	Love-18	Love-4	Green-22	19,596
Dec 26	@Portland	L 76-105	13-1	6-8	19-9	Love-13	Thompson-11	Dellavedova-6	Crabbe-26	19,393
Dec 28	@Phoenix	W101- 97	13-1	7-8	20-9	Irving-22	Thompson-10	James-7	Warren-23	18,319
Dec 29	@Denver	W 93- 87	13-1	8-8	21-9	James-34	Love-14	Dellavedova-5	Barton-29	17,523
Jan 2	ORLANDO	W104- 79	14-1	8-8	22-9	James-29	Love-13	Dellavedova-6	A. Gordon-11	20,562
Jan 4	TORONTO	W122-100	15-1	8-8	23-9	Irving-25	Thompson-11	Irving-8	Lowry-23	20,562
Jan 6	@Washington	W121-115	15-1	9-8	24-9	James-34	James-10	James-4	Temple-21	20,356
								Dellavedova-4		
Jan 8	@Minnesota	W125- 99	15-1	10-8	25-9	Smith-27	James-12	James-8	Wiggins-35	16,768
Jan 10	@Philadelphia	W 95- 85	15-1	11-8	26-9	James-37	Love-15	James-9	Okafor-21	19,226
Jan 12	@Dallas	W110-107 (OT)	15-1	12-8	27-9	James-27	Love-11	Irving-9	Parsons-25	20,347
Jan 14	@San Antonio	L 95- 99	15-1	12-9	27-10	James-22	Thompson-14	James-5	Parker-24	18,418
Jan 15	@Houston	W 91- 77	15-1	13-9	28-10	Irving-23	Love-13	James-7	Howard-14	18,320
Jan 18	GOLDEN STATE	L 98-132	15-2	13-9	28-11	James-16	Love-6	Dellavedova-6	Curry-35	20,562
Jan 20	@Brooklyn	W 91- 78	15-2	14-9	29-11	Love-17	Love-18	Irving-5	Lopez-16	17,732
						James-17		James-5		
Jan 21	L.A. CLIPPERS	W115-102	16-2	14-9	30-11	Smith-22	Love-16	James-12	Paul-30	20,562
						James-22				
Jan 23	CHICAGO	L 83- 96	16-3	14-9	30-12	James-26	James-13	James-9	Gasol-25	20,562
Jan 25	MINNESOTA	W114-107	17-3	14-9	31-12	James-25	Thompson-12	James-9	Towns-26	20,562

CAVALIERS GAME-BY-GAME (CONT.)

CLEVELAND CAVALIERS

Date	Opponent	Team/Opp	Home	Road	Total	High Scoring	High Rebounds	High Assists	Opponent Scoring	Atten.
Jan 27	PHOENIX	W115- 93	18-3	14-9	32-12	Love-21 James-21	Love-11	James-9	Booker-16	20,562
Jan 29	@Detroit	W114-106	18-3	15-9	33-12	Love-29	Thompson-14	James-8	Drummond-20	21,012
Jan 30	SAN ANTONIO	W117-103	19-3	15-9	34-12	James-29	Love-11	James-7	Leonard-24	20,562
Feb 1	@Indiana	W111-106 (OT)	19-3	16-9	35-12	Irving-25	Thompson-12 James-12	Irving-7	G. Hill-23	17,283
Feb 3	@Charlotte	L 97-106	19-3	16-10	35-13	Irving-26	Love-12	James-6	Lin-24	19,189
Feb 5	BOSTON	L103-104	19-4	16-10	35-14	James-30	Thompson-10	Irving-6	Thomas-22	20,562
Feb 6	NEW ORLEANS	W 99- 84	20-4	16-10	36-14	Irving-29	Thompson-15	James-8	Cole-26	20,562
Feb 8	SACRAMENTO	W120-100	21-4	16-10	37-14	Irving-32	Shumpert-11	Irving-12	Gay-16 Casspi-16	20,562
Feb 10	L.A. LAKERS	W120-111	22-4	16-10	38-14	Irving-35	Thompson-13	James-11	Williams-28	20,562
Feb 18	CHICAGO	W106- 95	23-4	16-10	39-14	James-25	Love-14	James-9	Rose-28	20,562
Feb 21	@Oklahoma Cit	W115- 92	23-4	17-10	40-14	Love-29	Thompson-14	James-11	Durant-26	18,203
Feb 22	DETROIT	L 88- 96	23-5	17-10	40-15	Irving-30	James-8	Irving-5 James-5	Jackson-23	20,562
Feb 24	CHARLOTTE	W114-103	24-5	17-10	41-15	Irving-23 James-23	Thompson-10	Dellavedova-7 James-7	Walker-20	20,562
Feb 26	@Toronto	L 97- 99	24-5	17-11	41-16	James-25	Thompson-10	James-7	Lowry-43	19,800
Feb 28	@Washington	L 99-113	24-5	17-12	41-17	Irving-28	Mozgov-10	Irving-6	Porter-21 Wall-21	20,356
Feb 29	INDIANA	W100- 96	25-5	17-12	42-17	James-33	Thompson-11	Love-6 Irving-6	Ellis-28	20,562
Mar 4	WASHINGTON	W108- 83	26-5	17-12	43-17	Irving-21	James-13	Irving-8 James-8	Wall-17	20,562
Mar 5	BOSTON	W120-103	27-5	17-12	44-17	James-28	Shumpert-16	James-8	Thomas-27	20,562
Mar 7	MEMPHIS	L103-106	27-6	17-12	44-18	James-28	Love-11	Irving-5 James-5	Allen-26	20,562
Mar 9	@Sacramento	W120-111	27-6	18-12	45-18	Irving-30	Thompson-15	James-6	Cousins-29	17,317
Mar 10	@L.A. Lakers	W120-108	27-6	19-12	46-18	Irving-26	Thompson-14	Irving-9	Bryant-26	18,997
Mar 13	@L.A. Clipper	W114- 90	27-6	20-12	47-18	James-27	Thompson-11	Irving-5 James-5	Redick-19	19,342
Mar 14	@Utah	L 85- 94	27-6	20-13	47-19	James-23	James-12	Dellavedova-5	Hood-28	19,911
Mar 16	DALLAS	W 99- 98	28-6	20-13	48-19	Irving-33	Love-18	Dellavedova-7	Nowitzki-20 Lee-20	20,562
Mar 18	@Orlando	W109-103	28-6	21-13	49-19	Irving-26	Thompson-15	James-8	Oladipo-45	18,046
Mar 19	@Miami	L101-122	28-6	21-14	49-20	James-26	Mozgov-4 Jefferson-4 Frye-4	Shumpert-4 Irving-4	Wade-24	19,737
Mar 21	DENVER	W124- 91	29-6	21-14	50-20	James-33	James-11	James-11	Barton-27	20,562
Mar 23	MILWAUKEE	W113-104	30-6	21-14	51-20	James-26	Thompson-10 Love-10	Irving-8 James-8	Antetokounmpo-24	20,562
Mar 24	@Brooklyn	L 95-104	30-6	21-15	51-21	James-30	Love-12	James-5	Lopez-22	17,732
Mar 26	@New York	W107- 93	30-6	22-15	52-21	Love-28	Love-12	James-11	Anthony-28	19,812
Mar 29	HOUSTON	L100-106	30-7	22-15	52-22	Irving-31	Love-11	Dellavedova-8 Irving-8	Harden-27	20,562
Mar 31	BROOKLYN	W107- 87	31-7	22-15	53-22	James-24	Love-10	James-11	Young-18	20,562
Apr 1	@Atlanta	W110-108 (OT)	31-7	23-15	54-22	James-29	James-16	James-9	Millsap-29	19,427
Apr 3	CHARLOTTE	W112-103	32-7	23-15	55-22	James-31	Love-9	James-12	Walker-29	20,562
Apr 5	@Milwaukee	W109- 80	32-7	24-15	56-22	Smith-21	Love-9	James-9	Antetokounmpo-22	15,061
Apr 6	@Indiana	L109-123	32-7	24-16	56-23	Irving-26	Thompson-5 Love-5	Irving-6	George-29	18,165
Apr 9	@Chicago	L102-105	32-7	24-17	56-24	James-33	Love-13	Irving-8	Butler-21	22,186
Apr 11	ATLANTA	W109- 94	33-7	24-17	57-24	Irving-35	Love-14	James-6	Bazemore-23	20,562
Apr 13	DETROIT	L110-112 (OT)	33-8	24-17	57-25	McRae-36	Mozgov-12	McRae-7	Meeks-20	20,562

CAVALIERS GAME-BY-GAME WITH DETAILS

2015-16 CLEVELAND CAVALIERS GAME-BY-GAME STATISTICS

(BENS=Bench Scoring, PTP=Points in the Paint, 2CP=Second Chance Points, FBP=Fast Break Points, BGL=Biggest Lead, STRK (OHR)=Cavs Streak (Overall, Home, Road))

DATE	GAME	W/L	SCORE	FG-A-%	3FG-A-%	FT-A-%	REB-ODT	AST	TO	STL	BS	BENS	PTP	2CP	FBP	BGL	STREAK (O-H-R)
10/27	CAVS	L	95	38-94-.404	9-29-.310	10-17-.588	11-39-50	26	11	5	7	20	42	12	13	6	L1-XX-L1
	at Bulls		97	37-87-.425	7-19-.368	16-23-.696	7-40-47	13	13	6	10	30	28	13	15	13	
10/28	CAVS	W	106	41-84-.488	13-29-.448	11-17-.647	12-42-54	29	19	7	2	50	48	14	26	32	W1-XX-W1
	at Grizzlies		76	29-82-.354	2-16-.125	16-22-.727	11-29-40	15	16	8	3	29	36	7	8	2	
10/30	CAVS	W	102	39-86-.453	6-25-.240	18-21-.857	14-35-49	25	11	4	4	32	46	15	8	20	W2-W1-W1
	vs. Heat		92	33-77-.429	6-21-.286	20-22-.909	6-32-38	21	13	5	7	19	38	11	11	5	
11/2	CAVS	W	107	42-81-.519	8-22-.364	15-20-.750	7-36-43	28	16	5	9	43	54	7	28	21	W3-W1-W2
	at 76ers		100	38-85-.447	7-24-.292	17-23-.739	9-28-37	22	14	7	5	36	54	6	13	15	
11/4	CAVS	W	96	33-83-.398	7-27-.259	23-32-.719	9-39-48	21	13	5	2	21	36	14	24	14	W4-W2-W2
	vs. Knicks		86	33-84-.393	8-24-.333	12-15-.800	9-31-40	16	13	6	7	39	30	11	0	15	
11/6	CAVS	W	108	45-88-.511	10-26-.385	8-12-.667	11-34-45	29	17	9	0	36	40	13	20	17	W5-W3-W2
	vs. 76ers		102	41-79.519	10-23-.435	10-15-.667	7-31-38	23	16	9	4	36	50	6	10	2	
11/8	CAVS	W	101	38-83-.458	8-24-.333	17-25-.680	11-37-48	25	10	5	4	26	48	10	13	11	W6-W4-W2
	vs. Pacers		97	39-90-.433	6-18-.333	13-19-.684	12-35-47	20	7	5	4	13	36	11	9	4	
11/10	CAVS	W	118	37-74-.500	11-24-.458	33-43-.767	11-24-35	24	17	9	6	26	40	9	14	12	W7-W5-W2
	vs. Jazz		114	40-82-.488	10-22-.455	24-28-.857	13-24-37	30	16	11	0	49	52	11	20	9	
11/13	CAVS	W	90	33-78-.423	6-28-.214	18-31-.581	12-37-49	12	12	6	1	13	36	6	8	9	W8-W5-W3
	at Knicks		84	29-79-.367	9-27-.333	17-21-.810	10-36-46	16	15	7	4	19	22	14	11	10	
11/14	CAVS	L	105	37-91-.407	14-38-.368	17-27-.630	14-40-54	21	21	6	8	22	38	20	19	8	L1-W5-L1
	at Bucks	2OT	108	43-102-.422	6-16-.375	16-22-.727	15-36-51	20	13	6	9	36	54	18	5	11	
11/17	CAVS	L	99	38-80-.475	11-33-.333	12-20-.600	3-37-40	21	14	8	2	10	40	0	10	13	L2-W5-L2
	at Pistons		104	36-84-.429	7-21-.333	25-31-.806	11-37-48	20	13	11	1	9	48	10	16	8	
11/19	CAVS	W	115	40-71-.563	11-24-.458	24-30-.800	13-30-43	29	17	3	2	39	38	21	8	21	W1-W6-L1
	vs. Bucks		100	38-73-.521	3-8-.375	21-26-.808	6-16-22	22	11	8	2	12	52	14	8	3	
11/21	CAVS	W	109	41-85-.482	11-29-.379	16-19-.842	11-40-51	27	14	4	8	29	44	17	6	26	W2-W7-L2
	vs. Hawks		97	32-86-.372	11-28-.393	22-25-.880	12-26-38	22	12	10	4	39	30	12	15	1	
11/23	CAVS	W	117	43-81-.531	18-35-.514	13-22-.591	8-33-41	34	10	5	3	18	44	10	8	23	W3-W8-L2
	vs. Magic		103	40-81-.494	10-22-.455	13-21-.619	9-30-39	25	10	6	6	59	42	11	11	10	
11/25	CAVS	L	99	36-82-.439	14-29-.483	13-16-.813	9-33-42	22	10	4	2	25	28	10	5	7	L1-W8-L3
	at Raptors		103	40-79-.506	11-25-.440	12-22-.545	6-34-40	14	9	8	5	18	52	8	12	10	
11/27	CAVS	W	95	34-81-.420	8-25-.320	19-25-.760	12-38-50	17	16	3	2	27	40	13	6	6	W1-W8-W1
	at Hornets		90	33-80-.413	5-25-.200	19-25-.760	7-31-38	20	12	7	7	32	36	10	6	8	
11/28	CAVS	W	90	35-87-.402	9-27-.333	11-17-.647	12-37-49	20	20	9	11	16	38	8	10	4	W2-W9-W1
	vs. Nets		88	33-81-.407	4-17-.235	18-24-.750	8-38-46	21	16	9	4	15	42	10	11	12	
12/1	CAVS	L	85	28-83-.337	9-30-.300	20-23-.870	10-37-47	15	19	8	3	28	22	8	10	0	L1-L1-W1
	vs. Wizards		97	39-83-.470	7-28-.250	12-16-.750	2-37-39	23	13	7	5	11	44	7	8	22	
12/4	CAVS	L	108	39-89-.438	10-33-.303	20-24-.833	12-31-43	18	14	8	1	22	44	8	14	11	L2-L1-L1
	at Pelicans	OT	114	42-85-.494	9-25-.360	21-31-.677	11-35-46	25	15	10	2	41	42	14	18	13	
12/5	CAVS	L	84	31-85-.365	6-28-.214	16-24-.667	11-25-36	14	15	8	1	32	36	23	5	1	L3-L1-L2
	at Heat		99	37-68-.544	7-16-.438	18-29-.621	3-38-41	21	17	5	9	30	44	6	5	27	
12/8	CAVS	W	105	40-79-.506	9-21-.429	16-20-.800	6-24-30	18	9	10	4	29	29	48	8	11	W1-W1-L2
	vs. Trail Blazers		100	40-79-.506	11-26-.423	9-16-.563	10-26-36	25	19	3	2	27	36	8	2	18	
12/11	CAVS	W	111	41-72-.569	11-21-.524	18-27-.667	9-36-45	28	19	12	0	43	50	11	14	40	W2-W2-W1
	at Magic		76	28-72-.389	6-22-.273	14-20-.700	6-24-30	16	20	8	3	48	28	8	3	0	
12/15	CAVS	W	89	36-78-.462	8-23-.348	9-10-.900	6-40-46	17	16	5	7	25	44	3	4	15	W3-W3-W2
	at Celtics		77	28-87-.322	9-32-.281	12-14-.857	12-29-41	18	10	6	6	24	24	11	9	6	
12/17	CAVS	W	104	41-88-.466	12-29-.414	10-13-.769	16-26-42	29	18	6	1	32	50	18	8	12	W4-W2-W2
	vs. Thunder		100	35-74-.473	6-20-.300	24-28-.857	9-27-36	23	12	7	7	16	36	12	10	12	
12/20	CAVS	W	108	40-85-.471	11-25-.440	17-21-.810	6-34-40	25	12	11	6	47	46	5	31	35	W5-W3-W2
	vs. 76ers		86	30-86-.349	5-25-.200	21-30-.700	16-33-49	15	21	6	2	43	38	21	13	5	
12/23	CAVS	W	91	32-83-.386	5-22-.227	22-25-.880	14-34-48	23	8	6	4	29	36	13	10	11	W6-W4-W2
	vs. Knicks		84	32-82-.390	5-16-.313	15-16-.938	9-35-44	19	11	5	7	19	20	9	4	2	
12/25	CAVS	L	83	30-95-.316	5-30-.167	18-25-.720	17-38-55	12	11	6	4	21	46	14	4	3	L1-W4-L1
	at Warriors		89	32-78-.410	5-18-.278	20-27-.741	8-41-49	21	16	7	10	26	46	11	14	10	

CAVALIERS GAME-BY-GAME WITH DETAILS (CONT.)

2015-16 CLEVELAND CAVALIERS GAME-BY-GAME STATISTICS																	
(BENS=Bench Scoring, PTP=Points in the Paint, 2CP=Second Chance Points, FBP=Fast Break Points, BGL=Biggest Lead, STRK (OHR)=Cavs Streak (Overall, Home, Road))																	
DATE	GAME	W/L	SCORE	FG-A-%	3FG-A-%	FT-A-%	REB-ODT	AST	TO	STL	BS	BENS	PTP	2CP	FBP	BGL	STREAK (O-H-R)
12/26	CAVS	L	76	28-77-.364	11-31-.355	9-15-.600	9-33-42	21	17	4	2	36	24	6	17	3	L2-W4-L2
	at Trail Blazers		105	41-89-.461	9-22-.409	14-19-.737	10-39-49	28	9	9	3	38	44	12	9	34	
12/28	CAVS	W	101	33-71-.465	17-41-.415	18-25-.720	10-27-37	21	17	8	8	27	26	9	7	11	W1-W4-W1
	at Suns		97	36-79-.456	11-25-.440	14-20-.700	14-30-44	20	16	8	1	36	40	16	10	3	
12/29	CAVS	W	93	38-86-.442	4-22-.182	13-22-.591	9-35-44	17	12	12	3	27	44	9	16	15	W2-W4-W2
	at Nuggets		87	37-89-.416	5-24-.208	8-11-.727	12-40-52	18	18	8	6	52	48	12	14	2	
1/2	CAVS	W	104	34-82-.415	12-37-.324	24-39-.615	12-41-53	24	7	6	1	39	34	17	12	31	W3-W5-W2
	vs. Magic		79	29-76-.382	6-25-.240	15-17-.882	5-40-45	16	14	1	2	59	32	11	4	0	
1/4	CAVS	W	122	41-74-.554	17-33-.515	23-26-.885	11-29-.40	25	14	6	4	25	40	14	6	22	W4-W6-W2
	vs. Raptors		100	36-73-.493	8-19-.421	20-29-.690	8-18-26	24	11	9	5	38	46	6	8	2	
1/6	CAVS	W	121	48-89-.539	12-29-.414	13-19-.684	13-31-44	16	12	9	3	10	52	20	5	18	W5-W6-W3
	at Wizards		115	42-76-.553	14-24-.583	17-27-.630	5-28-33	31	13	7	1	38	42	7	22	7	
1/8	CAVS	W	125	43-81-.531	13-27-.481	26-29-.897	10-33-43	23	12	8	5	46	40	11	22	29	W6-W6-W4
	at Timberwolves		99	36-79-.456	7-16-.438	20-26-.769	7-26-33	24	13	8	2	32	30	10	5	7	
1/10	CAVS	W	95	35-90-.389	9-32-.281	16-23-.696	13-38-51	20	11	9	2	11	34	14	17	16	W7-W6-W5
	at 76ers		85	35-77-.455	6-18-.333	9-19-.474	7-41-48	22	19	6	7	22	44	12	11	3	
1/12	CAVS	W	110	40-97-.412	17-44-.386	13-16-.813	17-29-46	28	10	12	4	34	36	15	19	5	W8-W6-W6
	at Mavericks	OT	107	39-79-.494	11-28-.393	18-22-.818	7-37-44	25	16	4	7	24	34	15	13	16	
1/14	CAVS	L	95	38-82-.463	10-26-.385	9-11-.818	9-34-43	15	18	4	2	12	40	13	8	15	L1-W6-L1
	at Spurs		99	38-83-.458	5-17-.294	18-22-.818	11-34-45	17	12	6	7	35	48	11	16	10	
1/15	CAVS	W	91	34-87-.391	8-35-.229	15-23-.652	17-32-49	19	15	10	6	23	36	15	6	21	W1-W6-W1
	at Rockets		77	26-74-.351	6-25-.240	19-29-.655	10-30-40	20	19	10	6	24	38	10	16	9	
1/18	CAVS	L	98	37-77-.481	7-19-.368	17-25-.680	8-28-36	22	16	3	4	51	40	4	2	0	L1-L1-W1
	vs. Warriors		132	46-85-.541	19-40-.475	21-27-.778	6-31-37	33	8	7	2	46	38	2	17	43	
1/20	CAVS	W	91	36-77-.468	5-17-.294	14-20-.700	6-39-45	15	13	6	3	33	42	8	16	23	W1-L1-W2
	at Nets		78	35-84-.417	4-19-.211	4-8-.500	9-30-39	20	14	4	4	30	38	7	4	2	
1/21	CAVS	W	115	42-83-.506	13-28-.464	18-24-.750	14-33-47	29	15	5	2	21	42	24	9	18	W2-W1-W2
	vs. Clippers		102	36-80-.450	6-25-.240	24-36-.667	8-27-35	19	9	9	3	40	34	7	6	6	
1/23	CAVS	L	83	35-94-.372	4-24-.167	9-22-.409	16-32-48	18	4	5	5	8	50	14	15	6	L1-L1-W2
	vs. Bulls		96	38-87-.437	7-17-.412	13-15-.867	10-40-53	18	8	2	5	22	28	13	2	17	
1/25	CAVS	W	114	45-89-.506	11-31-.355	13-20-.650	12-31-43	30	15	7	3	31	48	20	10	15	W1-W1-W2
	vs. Timberwolves		107	41-84-.488	4-16-.250	21-23-.913	8-30-38	28	11	10	2	49	40	8	15	3	
1/27	CAVS	W	115	45-81-.556	11-28-.393	14-16-.875	10-27-37	34	15	12	3	42	48	12	19	28	W2-W2-W2
	vs. Suns		93	33-70-.471	8-20-.400	19-25-.760	12-22-34	25	23	6	2	42	38	15	8	5	
1/29	CAVS	W	114	39-83-.470	9-23-.391	27-29-.931	10-37-47	20	8	4	1	20	36	17	11	20	W3-W2-W3
	at Pistons		106	40-84-.476	7-23-.304	19-26-.731	9-30-39	20	9	5	4	27	48	11	13	2	
1/30	CAVS	W	117	45-82-.549	9-23-.391	18-21-.857	10-33-43	24	10	4	4	26	52	11	14	20	W4-W3-W3
	vs. Spurs		103	40-81-.494	6-18-.333	17-21-.810	8-24-32	20	6	2	2	38	46	13	7	3	
2/1	CAVS	W	111	44-88-.500	7-22-.318	16-23-.696	10-35-45	22	16	8	3	10	48	13	9	14	W5-W3-W4
	at Pacers	OT	106	43-101-.426	8-27-.296	12-14-.857	17-27-44	24	16	11	7	27	44	25	16	5	
2/3	CAVS	L	97	38-83-.458	10-28-.357	11-14-.786	3-25-28	16	8	9	5	18	34	5	12	9	L1-W3-L1
	at Hornets		106	39-79-.494	9-27-.333	19-23-.826	11-38-49	26	14	4	3	39	44	13	19	15	
2/5	CAVS	L	103	37-87-.425	8-30-.267	21-35-.600	15-32-47	21	15	8	6	21	38	22	8	15	L1-L1-L1
	vs. Celtics		104	38-88-.432	7-20-.350	21-25-.840	11-38-49	21	15	6	5	47	48	13	14	7	
2/6	CAVS	W	99	39-90-.433	14-41-.341	7-7-1.000	10-39-49	21	14	6	6	17	34	21	2	15	W1-W1-L1
	vs. Pelicans		84	34-87-.391	5-23-.217	11-16-.688	10-29-42	18	8	5	2	21	32	16	2	2	
2/8	CAVS	W	120	45-94-.479	16-35-.457	14-19-.737	12-41-53	27	14	7	5	32	40	23	13	24	W2-W2-L1
	vs. Kings		100	36-82-.439	9-23-.391	19-29-.655	8-36-44	28	17	11	4	42	42	12	9	2	
2/10	CAVS	W	120	48-94-.511	13-31-.419	11-18-.611	13-33-46	26	7	6	1	24	48	25	12	22	W3-W3-L1
	vs. Lakers		111	38-86-.442	13-28-.464	22-27-.815	11-33-44	16	11	5	3	28	36	5	13	0	
2/18	CAVS	W	106	42-91-.462	7-24-.292	15-17-.882	11-41-52	21	11	8	8	28	48	13	18	20	W4-W4-L1
	vs. Bulls		95	37-93-.398	8-21-.381	13-22-.591	15-34-49	12	13	4	4	36	40	17	10	2	
2/21	CAVS	W	115	41-80-.513	10-23-.435	23-27-.852	13-36-49	25	13	4	1	30	42	11	15	26	W5-W4-W1
	at Thunder		92	37-90-.411	5-22-.227	13-19-.684	14-25-39	22	10	9	7	21	50	18	20	3	
2/22	CAVS	L	88	34-79-.430	8-26-.308	12-13-.923	5-35-40	19	18	8	2	15	28	2	8	4	L1-L1-W1
	vs. Pistons		96	37-80-.463	8-25-.320	14-21-.667	6-37-43	17	15	10	3	10	40	11	10	18	

CAVALIERS GAME-BY-GAME WITH DETAILS (CONT.)

2015-16 CLEVELAND CAVALIERS GAME-BY-GAME STATISTICS																	
(BENS=Bench Scoring, PTP=Points in the Paint, 2CP=Second Chance Points, FBP=Fast Break Points, BGL=Biggest Lead, STRK (OHR)=Cavs Streak (Overall, Home, Road))																	
DATE	GAME	W/L	SCORE	FG-A-%	3FG-A-%	FT-A-%	REB-ODT	AST	TO	STL	BS	BENS	PTP	2CP	FBP	BGL	STREAK (O-H-R)
2/24	CAVS	W	114	45-91-.495	13-32-.406	11-17-.647	12-35-47	26	9	11	1	38	48	17	28	24	W 1-W 1-W 1
	vs. Hornets		103	37-76-.487	10-29-.345	19-27-.704	8-35-43	23	14	7	2	50	38	7	7	5	
2/26	CAVS	L	97	35-74-.473	12-24-.500	15-21-.714	10-29-39	21	14	4	0	23	34	13	6	14	L 1-W 1-L 1
	at Raptors		99	37-73-.5007	6-17-.353	19-26-.731	5-29-34	18	12	6	0	37	50	13	3	3	
2/28	CAVS	L	99	32-80-.400	9-29-.310	26-30-.867	6-33-39	20	14	6	2	39	34	6	14	7	L 2-W 1-L 2
	at Wizards		113	39-79-.494	11-31-.355	24-34-.706	6-39-45	28	13	6	2	48	42	7	13	30	
2/29	CAVS	W	100	35-83-.422	9-29-.310	21-25-.840	9-31-40	22	13	4	2	20	46	15	10	4	W 1-W 2-L 2
	vs. Pacers		96	37-80-.463	8-18-.444	14-15-.933	9-27-36	23	11	8	11	24	42	10	14	6	
3/4	CAVS	W	108	42-90-.467	12-27-.444	12-16-.750	8-39-47	24	9	9	5	42	46	8	12	30	W 2-W 3-L 2
	vs. Wizards		83	32-81-.395	3-20-.150	16-24-.667	10-37-47	14	16	2	5	39	34	9	9	2	
3/5	CAVS	W	120	42-82-.512	10-30-.333	26-34-.765	15-32-47	27	15	8	4	38	52	25	14	17	W 3-W 4-L 2
	vs. Celtics		103	37-80-.463	10-23-.435	19-27-.704	10-27-37	17	14	8	1	27	34	15	6	18	
3/7	CAVS	L	103	36-80-.450	7-29-.241	24-29-.828	13-36-49	23	25	9	7	26	52	18	18	1	L 1-L 1-L 2
	vs. Grizzlies		106	41-86-.477	6-20-.300	18-22-.818	9-26-35	23	17	16	8	34	54	10	24	14	
3/9	CAVS	W	120	39-90-.433	13-44-.295	29-35-.829	15-36-51	17	14	5	1	15	44	24	16	12	W 1-L 1-W 1
	at Kings		111	40-84-.476	8-22-.364	23-32-.719	5-33-38	20	10	8	2	29	52	12	12	11	
3/10	CAVS	W	120	45-85-.529	16-35-.457	14-20-.700	9-29-38	22	8	4	6	22	36	17	9	17	W 2-L 1-W 2
	at Lakers		108	42-80-.525	7-22-.318	17-21-.810	4-30-34	18	11	8	4	34	18	11	8	4	
3/13	CAVS	W	114	41-84-.488	18-37-.486	14-20-.700	9-40-49	23	10	3	4	39	38	15	6	26	W 3-L 1-W 3
	at Clippers		90	32-79-.405	10-32-.313	16-19-.842	5-29-34	23	10	5	4	34	28	0	20	10	
3/14	CAVS	L	85	35-88-.398	10-42-.238	5-8-.625	13-26-39	18	8	6	3	23	38	22	6	7	L 1-L 1-L 1
	at Jazz		94	35-71-.493	12-27-.444	12-14-.857	8-32-40	20	13	3	4	19	36	10	0	13	
3/16	CAVS	W	99	39-88-.443	10-36-.278	11-13-.846	13-35-48	21	16	9	4	28	40	22	11	20	W 1-W 1-L 1
	vs. Mavericks		98	37-79-.468	7-22-.318	17-19-.895	4-28-32	24	11	6	7	57	46	4	4	0	
3/18	CAVS	W	109	38-76-.500	13-28-.464	20-27-.741	9-32-41	23	19	7	4	36	36	10	11	11	W 2-W 1-W 1
	at Magic		93	37-82-.451	11-22-.500	18-22-.818	9-27-36	24	13	12	4	25	32	11	14	11	
3/19	CAVS	L	101	40-76-.526	10-24-.417	11-13-.846	3-23-26	19	14	6	3	48	42	5	6	0	L 1-W 1-L 1
	at Heat		122	46-84-.548	11-19-.579	19-23-.826	13-29-42	29	12	7	5	51	56	19	14	33	
3/21	CAVS	W	124	48-86-.558	15-31-.484	13-17-.765	8-35-43	38	13	10	4	45	58	12	20	36	W 1-W 2-L 1
	vs. Nuggets		91	32-81-.395	8-22-.364	19-25-.760	10-25-35	19	17	10	4	58	38	13	8	2	
3/23	CAVS	W	113	40-83-.482	10-34-.294	23-27-.852	17-25-42	29	15	6	8	24	52	20	13	13	W 2-W 3-L 1
	vs. Bucks		104	43-80-.538	7-16-.438	11-15-.733	10-21-31	23	14	8	4	30	46	12	14	2	
3/24	CAVS	L	95	39-89-.438	10-38-.263	7-9-.778	11-34-45	22	15	3	2	26	46	11	11	4	L 1-W 3-L 2
	at Nets		104	41-89-.461	8-22-.364	14-19-.737	10-36-46	28	9	10	4	43	60	16	14	13	
3/26	CAVS	W	107	37-83-.446	14-34-.412	19-25-.760	15-38-53	21	11	6	5	24	40	16	15	25	W 1-W 3-W 1
	at Knicks		93	33-79-.418	8-23-.348	19-28-.679	10-31-41	20	8	5	0	23	26	12	2	0	
3/29	CAVS	L	100	31-86-.360	14-40-.350	24-28-.857	10-28-38	21	13	5	5	39	26	16	9	20	L 1-L 1-W 1
	vs. Rockets		106	38-79-.481	9-25-.360	21-42-.500	14-41-55	23	15	7	5	37	52	15	22	8	
3/31	CAVS	W	107	38-87-.437	12-38-.316	19-24-.792	9-41-50	29	17	10	7	36	42	10	5	32	W 1-W 1-W 1
	vs. Nets		87	35-94-.372	4-21-.190	13-21-.619	13-42-55	26	17	12	4	28	48	11	24	4	
4/1	CAVS	W	110	39-98-.398	12-38-.316	20-31-.645	11-46-57	27	12	9	6	32	44	12	26	21	W 2-W 1-W 2
	at Hawks	OT	108	38-95-.400	9-30-.300	23-26-.885	5-43-48	25	16	5	8	16	42	6	28	7	
4/3	CAVS	W	112	45-83-.542	16-29-.552	6-13-.462	15-31-46	34	17	7	1	21	46	11	6	21	W 3-W 2-W 2
	vs. Hornets		103	34-76-.447	9-26-.346	26-27-.963	11-24-35	23	15	15	4	28	32	8	23	5	
4/5	CAVS	W	109	41-75-.547	18-36-.500	9-10-.900	2-39-41	30	16	4	8	35	28	8	4	31	W 4-W 2-W 3
	at Bucks		80	35-88-.398	4-16-.250	6-12-.500	12-29-41	20	10	7	1	19	54	14	10	0	
4/6	CAVS	L	109	35-74-.473	8-29-.276	31-34-.912	7-26-33	15	10	7	3	42	32	8	6	1	L 1-W 2-L 1
	at Pacers		123	45-80-.563	16-31-.516	17-22-.773	9-29-38	25	14	9	1	50	46	15	10	19	
4/9	CAVS	L	102	36-83-.434	19-40-.475	11-18-.611	12-30-42	24	16	5	5	11	22	17	11	11	L 1-W 2-L 2
	at Bulls		105	40-89-.449	8-25-.320	17-21-.810	13-32-45	19	12	8	6	44	36	20	12	13	
4/11	CAVS	W	109	40-83-.482	11-29-.379	18-20-.900	9-38-47	17	15	9	4	19	44	11	7	17	W 1-W 3-L 2
	vs. Hawks		94	39-87-.448	8-30-.267	8-15-.533	10-32-42	23	15	8	7	18	46	7	13	10	
4/13	CAVS	L	110	46-97-.474	7-18-.389	11-15-.733	8-35-43	21	10	4	7	38	50	17	7	5	L 1-L 1-L 2
	vs. Pistons	OT	112	37-85-.435	16-33-.485	22-28-.786	9-38-47	24	12	5	11	54	24	19	7	17	

CAVALIERS SEASON HIGHS AND LOWS

CAVALIERS SEASON HIGHS AND LOWS						
HIGHS			CATEGORY	LOWS		
DATE	TOTAL	GAME		GAME	TOTAL	DATE
1/8/16	125	at MIN	Points	12/26/15	76	at POR
3/21/16	68	vs. DEN	Points (Half)	12/26/15	34 (1st H)	at POR
4/5/16	67	at MIL	Points (1st Half)	12/26/15	34	at POR
3/21/16	68	vs. DEN	Points (2nd Half)	2/1/16	36 (2x)*	at IND
2/24/16	40	vs. CHA	Points (Quarter)	3/24/16	12 (2x)	at BKN
3/21/16	38	vs. DEN	Points (1st QTR)	12/26/15	12	at POR
2/24/16	40	vs. CHA	Points (2nd QTR)	2/5/16	17 (3x)	vs. BOS
4/11/16	39	vs. ATL	Points (3rd QTR)	2/1/16	15*	at IND
11/10/15	38	vs. UTA	Points (4th QTR)	3/24/16	12	at BKN
3/21/16	48 (2x)	vs. DEN	FG Made	12/26/15	28 (2x)	at POR
4/1/16	98*	at ATL	FG Attempted	12/28/15	71 (2x)	at PHX
12/11/15	.569	at ORL	FG Percentage	12/25/15	.316	at GSW
4/9/16	19	at CHI	3FG Made	1/23/16	4 (2x)	vs. CHI
3/9/16	44 (2x)	at SAC	3FG Attempted	12/11/15	21 (2x)	at ORL
4/3/16	.552	vs. CHA	3FG Percentage	1/23/16	.167 (2x)	vs. CHI
11/10/15	33	vs. UTA	FT Made	3/14/16	4	at UTA
11/10/15	43	vs. UTA	FT Attempted	2/6/16	7	vs. NOP
2/6/16	1.000	vs. NOP	FT Percentage	1/23/16	.409	vs. CHI
4/1/16	57*	at ATL	Rebounds	3/19/16	26	at MIA
3/23/16	17 (4x)	vs. MIL	Off. Rebounds	4/5/16	2	at MIA
4/1/16	46*	at ATL	Def. Rebounds	3/19/16	23	at MIA
3/21/16	38	vs. DEN	Assists	12/25/15	12 (2x)	at GSW
1/27/16	12 (4x)	vs. PHX	Steals	3/24/16	3 (5x)	at BKN
3/7/16	25	vs. MEM	Turnovers	1/23/16	4	vs. CHI
3/7/16	30	vs. MEM	Opp. Pts Off Turnovers	1/2/16	4 (2x)	vs. ORL
11/28/15	11	vs. BKN	Blocked Shots	2/26/16	0 (3x)	at TOR
3/29/16	31 (2x)	vs. HOU	Fouls	11/4/15	12	vs. NYK
12/11/15	40	at ORL	Biggest Lead (Left)/Deficit (Right)	1/18/16	43	vs. GSW
OPPONENT SEASON HIGHS AND LOWS						
HIGHS			CATEGORY	LOWS		
DATE	TOTAL	TEAM		DATE	TOTAL	TEAM
1/18/16	132	vs. GSW	Points	12/11/15	76 (2x)	at ORL
4/6/16	70 (2x)	at IND	Points (Half)	12/15/15	31 (2x)	at BOS
4/6/16	70 (2x)	at IND	Points (1st Half)	3/26/16	32 (3x)	at NYK
3/29/16	66 (2x)	vs. HOU	Points (2nd Half)	12/15/15	31 (2x)	at BOS
3/26/16	40 (3rd Q)	at NYK	Points (Quarter)	10/28/15	10 (1st Q)	at MEM
4/6/16	36	at IND	Points (1st QTR)	10/28/15	10	at MEM
3/23/16	36 (2x)	vs. MIL	Points (2nd QTR)	12/21/15	13	vs. PHI
3/26/16	40	at NYK	Points (3rd QTR)	12/15/15	15 (2x)	at BOS
2/5/16	39	vs. BOS	Points (4th QTR)	12/23/15	12 (2x)	vs. NYK
3/19/16	46 (2x)	at MIA	FG Made	1/15/16	26	at HOU
11/14/15	102*	at MIL	FG Attempted	12/5/15	68	at MIA
4/6/16	.563	at IND	FG Percentage	12/15/15	.322	at BOS
1/18/16	19	vs. GSW	3FG Made	10/28/15	2	at MEM
1/18/16	40	vs. GSW	3FG Attempted	11/19/15	8	vs. MIL
1/6/16	.583	at WAS	3FG Percentage	10/28/15	.125	at MEM
4/3/16	26	vs. CHA	FT Made	1/20/16	4	at BKN
3/29/16	42	vs. HOU	FT Attempted	1/20/16	8	at BKN
4/3/16	.963	vs. CHA	FT Percentage	1/10/16	.474	at PHI
3/29/16	55	vs. HOU	Rebounds	11/19/15	22	vs. MIL
2/1/16	17*	at IND	Off. Rebounds	12/1/15	2	vs. WAS
4/1/16	43*	at ATL	Def. Rebounds	11/19/15	16	vs. MIL
1/18/16	33	vs. GSW	Assists	2/18/16	12	vs. CHI
3/7/16	16	vs. MEM	Steals	1/2/16	1	vs. ORL
1/27/16	23	vs. PHX	Turnovers	11/8/15	7	vs. IND
3/21/16	33 (2x)	vs. DEN	Opp. Pts Off Turnovers	3/24/16	5 (2x)	at BKN
4/13/16	11* (2x)	vs. DET	Blocked Shots	3/26/16	0 (2x)	at NYK
11/10/15	35	vs. UTA	Fouls	12/26/15	12	at POR

* denotes overtime / Most recent game for multiple occurrences

TOP SINGLE GAME PERFORMANCES (2015-16 SEASON)

CAVALIERS		
PLAYER	TOTAL	OPPONENT/DATE
POINTS		
LeBron James	37	at PHI 1/10
LeBron James	37*	at NOP 12/4
LeBron James	37*	at MIL 1/14
Jordan McRae	36*	vs. DET 4/13
Kyrie Irving	35	vs. ATL 4/11
Kyrie Irving	35	vs. LAL 2/10
LeBron James	34	vs. ATL 4/11
LeBron James	34	at WAS 1/6
LeBron James	34	at DEN 12/29
REBOUNDS		
Kevin Love	19	vs. IND 1/18
Kevin Love	18	vs. DAL 3/16
Kevin Love	18	at BKN 12/0
Kevin Love	18	at GSW 12/25
LeBron James	16*	at ATL 4/1
Iman Shumpert	16	vs. BOS 3/5
Kevin Love	16	vs. LAC 12/1
OFFENSIVE REBOUNDS		
Tristan Thompson	11	vs. OKC 12/17
Tristan Thompson	7	at SAC 3/9
Tristan Thompson	7	vs. LAL 2/10
Tristan Thompson	7	vs. NOP 2/6
DEFENSIVE REBOUNDS		
Kevin Love	18	at BKN 12/0
Kevin Love	15	at GSW 12/25
Kevin Love	15	vs. IND 1/18
Kevin Love	14	vs. DAL 3/16
Kevin Love	14	vs. LAC 12/1
Kevin Love	13	vs. ATL 4/11
ASSISTS		
LeBron James	13	vs. ORL 11/23
Matthew Dellavedova	13	vs. MIL 1/19
LeBron James	13	vs. PHI 1/16
LeBron James	12	vs. CHA 4/3
Kyrie Irving	12	vs. SAC 2/8
LeBron James	12	vs. LAC 12/1
BLOCKS		
Timofey Mozgov	4	vs. CHI 2/18
Richard Jefferson	4	at PHX 12/28
J.R. Smith	4	vs. BKN 11/28
Timofey Mozgov	4	at PHI 1/12
STEALS		
Iman Shumpert	5	vs. BOS 2/5
J.R. Smith	4	vs. DEN 3/21
Tristan Thompson	4	at ORL 3/18
Kyrie Irving	4	vs. MEM 3/7
FIELD GOALS MADE		
Kyrie Irving	15	vs. LAL 2/10
LeBron James	15	at PHI 1/10
Jordan McRae	14*	vs. DET 4/13
Kyrie Irving	14	vs. ATL 4/11
LeBron James	14	vs. CHA 4/3
FIELD GOALS ATTEMPTED		
Jordan McRae	29*	vs. DET 4/13
LeBron James	29*	at NOP 12/4
Kyrie Irving	28	vs. ATL 4/11
Kyrie Irving	28	vs. DAL 3/16
FREE THROWS MADE		
LeBron James	12	vs. BOS 2/5
Kyrie Irving	11	vs. IND 2/29
Kevin Love	11	at OKC 2/21
FREE THROWS ATTEMPTED		
LeBron James	17	vs. BOS 2/5
LeBron James	14	vs. IND 1/18
Kevin Love	12	at OKC 2/21
3-POINT FIELD GOALS MADE		
J.R. Smith	8	vs. TOR 1/4
J.R. Smith	7	at CHI 4/9
3-POINT FIELD GOALS ATTEMPTED		
J.R. Smith	16	vs. NOP 2/6
J.R. Smith	14	at CHI 4/9
J.R. Smith	14	vs. TOR 1/4
J.R. Smith	13	vs. SAC 2/8
J.R. Smith	13*	at NOP 12/4
J.R. Smith	12	at HOU 1/15
MINUTES		
J.R. Smith	50*	at MIL 1/14
Jordan McRae	47*	vs. DET 4/13
LeBron James	45*	at NOP 12/4
LeBron James	45*	at MIL 1/14
LeBron James	44*	at ATL 4/1
LeBron James	44*	at IND 2/1
POINTS IN A QUARTER		
LeBron James	23 (4th Q)	at NOP 12/4
Kevin Love	20 (2nd Q)	vs. ORL 11/23
Kyrie Irving	19 (3rd Q)	vs. ATL 4/11
Kyrie Irving	19 (4th Q)	at WAS 1/6
LeBron James	18 (3rd Q)	vs. PHI 1/16
POINTS IN A HALF		
Kevin Love	27 (1st H)	vs. ORL 11/23
LeBron James	26 (2nd H)	at NOP 12/4
LeBron James	24 (2nd H)	vs. UTA 1/10
LeBron James	23 (2nd H)	at PHI 1/10
Kevin Love	23 (2nd H)	at DET 1/17
POINTS IN AN OVERTIME PERIOD		
Kyrie Irving	8	at ATL 4/1
Kyrie Irving	8	at IND 2/1

OPPONENTS		
PLAYER	TOTAL	OPPONENT/DATE
POINTS		
Victor Oladipo	45	at ORL 3/18
Kyle Lowry	43	at TOR 2/26
Stephen Curry	35	vs. GSW 1/18
Andrewiggins	35	at MIN 1/8
John Wall	35	vs. WAS 12/1
Damian Lillard	33	vs. POR 12/8
Giannis Antetokounmpo	33	vs. MIL 1/19
Paul George	32	vs. IND 1/18
Anthony Davis	31*	at NOP 12/4
REBOUNDS		
Andre Drummond	18	at DET 1/17
Greg Monroe	17*	at MIL 1/14
Andre Drummond	15	vs. DET 2/22
Draymond Green	15	at GSW 12/25
Giannis Antetokounmpo	14	at MIL 4/5
Mason Plumlee	14	at POR 12/26
Hassan Whiteside	13	at MIA 3/19
OFFENSIVE REBOUNDS		
Jared Sullinger	7	vs. BOS 3/5
Jordan Hill	7	vs. IND 1/18
Paul Millsap	6	vs. ATL 4/11
Myles Turner	6*	at IND 2/1
DEFENSIVE REBOUNDS		
Draymond Green	14	at GSW 12/25
Andre Drummond	13	at DET 1/17
Andre Drummond	12	vs. DET 2/22
Evan Turner	12	vs. BOS 2/5
Mason Plumlee	12	at POR 12/26
Giannis Antetokounmpo	11	at MIL 4/5
ASSISTS		
Rajon Rondo	16	vs. SAC 2/8
Jarrett Jack	14	vs. BKN 11/28
John Wall	13	at WAS 2/28
John Wall	12	at WAS 1/6
Reggie Jackson	12	at DET 1/17
T.J. McConnell	12	at PHI 1/12
BLOCKS		
Joel Anthony	8*	vs. DET 4/13
Hassan Whiteside	6	vs. MIA 10/30
Pau Gasol	6	at CHI 10/27
Hassan Whiteside	5	at MIA 12/5
STEALS		
Cody Zeller	5	vs. CHA 4/3
Tony Allen	5	vs. MEM 3/7
John Wall	5	vs. WAS 12/1
Rondae Hollis-Jefferson	5	vs. BKN 11/28
FIELD GOALS MADE		
Victor Oladipo	16	at ORL 3/18
Kyle Lowry	15	at TOR 2/26
Damian Lillard	14	vs. POR 12/8
John Wall	14	vs. WAS 12/1
Anthony Davis	13*	at NOP 12/4
FIELD GOALS ATTEMPTED		
Damian Lillard	27	vs. POR 12/8
Carmelo Anthony	24	at NYK 3/26
John Wall	24	vs. WAS 12/1
Jeff Teague	23*	at ATL 4/1
FREE THROWS MADE		
Kyle Lowry	11	at TOR 2/26
Isaiah Thomas	11	vs. BOS 2/5
Kemba Walker	10	vs. CHA 4/3
FREE THROWS ATTEMPTED		
Dwight Howard	22	vs. HOU 3/29
Kyle Lowry	15	at TOR 2/26
DeAndre Jordan	15	vs. LAC 12/1
3-POINT FIELD GOALS MADE		
Stephen Curry	7	vs. GSW 1/18
C.J. Miles	6	at IND 4/6
3-POINT FIELD GOALS ATTEMPTED		
Stephen Curry	12	vs. GSW 1/18
Rashad Vaughn	10	at MIL 4/5
D'Angelo Russell	10	at L.A. Lakers 3/10
Avery Bradley	10	at BOS 12/15
Bradley Beal	10	vs. WAS 12/1
Meeks, Tolliver	9*	vs. DET 4/13
MINUTES		
Anthony Davis	46*	at NOP 12/4
Giannis Antetokounmpo	45*	at MIL 1/14
James Harden	44	vs. HOU 3/29
Deron Williams	43*	at DAL 1/12
Greg Monroe	43*	at MIL 1/14
Al Horford	42*	at ATL 4/1
POINTS IN A QUARTER		
James Harden	18 (4th Q)	vs. HOU 3/29
Will Barton	16 (2nd Q)	vs. DEN 3/21
Victor Oladipo	16 (4th Q)	at ORL 3/18
Kyle Lowry	16 (4th Q)	at TOR 2/26
Stephen Curry	16 (1st Q)	vs. GSW 1/18
POINTS IN A HALF		
Kyle Lowry	28 (2nd H)	at TOR 2/26
Victor Oladipo	24 (1st H)	at ORL 3/18
Carmelo Anthony	23 (2nd H)	at NYK 3/26
Carmelo Anthony	22 (1st H)	at NYK 1/13
Kent Bazemore	21 (1st H)	vs. ATL 4/11
POINTS IN AN OVERTIME PERIOD		
Dirk Nowitzki	6	at DAL 1/12
Jodie Meeks	4	vs. DET 4/13

* Denotes Overtime

THE LAST TIME...

	PLAYER (S)	DATE	OPPONENT	TOTALS	NOTABLE
CAVALIERS INDIVIDUAL					
Triple-Double	LeBron James	3/26/16	at New York	27 pts, 11 reb, 11 ast	-
30 Point/20 Rebound Game	Carlos Boozer	1/20/04	vs. Seattle	32 pts, 20 rebs	5th player and 5th time in team history
20 Point/20 Rebound Game	Anderson Varejao	1/31/12	vs. Boston	20 pts, 20 rebs	19th time and 10th player in team history
20 Point/15 Assist Game	LeBron James	2/18/10	vs. Denver	43 pts, 15 asts	-
50 or more points	Kyrie Irving	3/12/15	at San Antonio	57 points	Most points in Cavaliers history
40 or more points	LeBron James	2/26/15	vs. Golden State	42 points	
20 or more rebounds	Anderson Varejao	1/20/14	vs. Dallas	21 rebs	-
20 or more assists	Andre Miller	12/15/01	vs. Philadelphia	22 assists	7th time and 6th player in team history
10 or more blocks	Larry Nance	1/7/89	vs. New York	11 blocks	-
30+ points off the bench	Dion Waiters	12/6/13	at Atlanta	30 points	-
CAVALIERS TEAM					
120 or more points	-	3/21/16	vs. Denver	Won 124-91	-
130 or more points	-	1/15/08	at Memphis	Won 132-124 (OT)	-
140 or more points	-	4/9/92	vs. Charlotte	Won 141-134	-
60 or more rebounds	-	2/18/14	at Philadelphia	61 rebounds	-
40 or more assists	-	4/9/14	vs. Detroit	41 assists	-
Shot .600 or more FG%	-	12/21/14	vs. Memphis	.605 (46-76)	-
15 or more blocks	-	1/15/03	vs. Philadelphia	17 blocks	-
15 or more steals	-	12/1/15	vs. Utah	15 steals	-
2 players with 30+ points	Irving (35), James (34)	4/11/16	vs. Atlanta	-	-
3 players with 30+ points	Mitchell (34), Robisch (32), Smith (31)	1/29/80	vs. LA Lakers	-	Only time in team history
3 players with 20+ points	James (33), Smith (24), Love (20)	4/9/16	at Chicago	-	-
4 players with 20+ points	James (27), Irving (22), Love (21), Smith (21)	3/10/15	at Dallas	-	-
7 players with 10+ points	James (27), Irving (22), Love (15), Shumpert (10), Dellavedova (12), Smith (10), Mozgov (10)	1/12/16	at Dallas	-	-
8 players with 10+ points	James (28), Irving (20), Smith (14), Shumpert (12), Thompson (12), Love (10), Mozgov (10), Dellavedova (10)	3/5/16	vs. Boston	-	-
4 bench players with 10+ points	Gibson (17), Hollins (12), Sessions (17), Eyenga (13)	4/11/11	at Detroit	-	-
3 players with 10+ rebounds	Thompson (15), James (11), Love (10)	3/9/16	at Sacramento	-	-
4 players with 10+ rebounds	Boozer (14), Ilgauskas (14), Davis (11), Miles (10)	4/12/03	vs. New York	-	-
2 players with 10+ assists	Irving (12), James (10)	2/8/16	vs. Sacramento	-	-
40+ points in a quarter	-	2/22/16	vs. Charlotte	40 pts in 2nd quarter	-
70+ points in a half	-	1/23/15	vs. Charlotte	75 pts in first half	-
Less than 10 points in a quarter	-	4/12/15	at Boston	9 points in 2nd quarter	-
Overtime game	April 13, 2016 vs. Detroit (Lost 112-110)				
Double-overtime game	November 14, 2015 at Milwaukee (Lost 108-105)				
Consecutive overtime games	January 11, 2008 vs. Charlotte (Won 113-106) and January 15, 2008 at Memphis (Won 132-124)				
INDIVIDUAL OPPONENT					
Triple-Double	George Hill	2/27/15	at Indiana	15 pts, 12 ast, 10 reb	-
30 Point/20 Rebound Game	Pau Gasol	2/16/11	vs. LA Lakers	30 pts, 20 rebs	-
20 Point/20 Rebound Game	Nikola Vucevic	4/7/13	vs. Orlando	21pts, 21 rebs	-
20 Point/15 Assist Game	Steve Nash	1/9/11	vs. Phoenix	20 pts, 17 asts	-
50 or more points	Paul Pierce	2/15/06	at Boston	50 points	-
40 or more points	Victor Oladipo	3/18/16	at Orlando	45 points	-
20 or more rebounds	Nikola Vucevic	4/7/13	vs. Orlando	21 rebounds	-
20 or more assists	Chris Paul	3/26/08	vs. New Orleans	20 assists	-
10 or more blocks	Calvin Booth	1/13/04	at Seattle	10 blocks	-
30+ points off the bench	Ryan Anderson	1/10/14	vs. New Orleans	32 points	-
TEAM OPPONENT					
120 or more points	-	4/6/16	at Indiana	Lost 123-109	-
130 or more points	-	1/18/16	vs. Golden State	Lost 132-98	-
140 or more points	-	12/9/02	vs. Milwaukee	Lost 140-133 (2 OT)	-
60 or more rebounds	-	12/30/11	at Indiana	60 rebounds	-
40 or more assists	-	2/28/03	at Minnesota	40 assists	-
Shot .600 or more FG%	-	12/17/14	vs. Atlanta	.645 (49-76)	-
15 or more blocks	-	1/20/12	vs. Chicago	16 blocks	-
15 or more steals	-	2/2/15	vs. Philadelphia	16 steals	-
2 players with 30+ points	Evans (31), Anderson (30)	12/12/14	at New Orleans	-	-
3 players with 20+ points	Bazemore (23), Teague (21), Horford (20)	4/11/16	vs. Atlanta	-	-
4 players with 20+ points	Teague (34), Horford (25), Korver (20), Millsap (20)	12/26/13	vs. Atlanta	-	Double-overtime
7 players with 10+ points	Meeks (20), Tolliver (15), Bullock (15), Baynes (14)	4/13/16	vs. Detroit	-	-
	Blake (13), Dinwiddie (12), Johnson (12)			-	-
4 bench players with 10+ points	Webster (20), Seraphin (12), Bynum (11), Blair (10)	4/15/15	vs. Washington	-	-
3 players with 10+ rebounds	Mk. Morris (15), Plumlee (10), Tucker (10)	1/26/14	vs. Phoenix	-	-
2 players with 10+ assists	Curry (11), Iguodala (10)	12/29/13	vs. Golden State	-	Overtime
40+ points in a quarter		1/14/14	at Boston	42 pts in 3rd quarter	-
70+ points in a half		4/6/16	at Indiana	70 points in 1st half	-
Less than 10 points in a quarter		1/29/10	at Indiana	9 pts in 4th quarter	-

CAVALIERS MISCELLANEOUS STATISTICS (CONT.)

CAVS RECORD WHEN...	HOME	AWAY	OVERALL
FIELD GOAL PERCENTAGE			
Ties or out-shoots Opponent in FG%	26-1	18-2	44-3
Opponents out-shoot Cavs in FG%	7-7	6-15	13-22
Cavs shoot better than or equal to 50% from the field	14-0	9-1	23-1
Opponents shoot better than or equal to 50% from the field	3-1	2-5	5-6
Cavs shoot between 45%-50% from the field	11-3	6-5	17-8
Opponents shoot between 45%-50% from the field	12-4	7-7	19-11
Cavs shoot between 40%-45% from the field	6-2	6-7	12-9
Opponents shoot between 40%-45% from the field	7-3	9-5	16-8
Cavs shoot under 40% from the field	2-2	3-4	5-6
Opponents shoot under 40% from the field	10-0	6-0	16-0
Cavs shoot 40% or better from three-point range	14-0	11-4	25-4
REBOUNDS			
Ties or out-rebounds Opponent	29-2	22-5	51-7
Opponents out-rebounds Cavs	4-6	2-12	6-18
BENCH PLAY			
Cavs bench ties or out-scores opponents	14-4	12-4	26-8
Opponents bench out-scores Cavs bench	19-4	12-13	31-17
Cavs bench scores 25 or more points	23-5	15-7	38-12
TEAM PLAY			
Two players score 20 or more points	23-3	14-8	37-11
Three players score 15 or more points	19-1	14-6	33-7
Tied or lead after three quarters	32-2	19-6	51-8
Tied or lead at halftime	28-2	18-7	46-9
Tied or lead after one quarter	23-2	17-6	40-8
Trailing after three quarters	1-6	5-11	6-17
Trailing at halftime	5-6	6-10	11-16
Trailing after one quarter	10-6	7-11	17-17
Cavs dish out 25 or more assists	20-0	6-1	27-1
Cavs attempt 30 or more free throws	5-1	3-2	8-3
INDIVIDUALS			
LeBron James scores 20-29 points	20-3	13-8	33-11
LeBron James scores 30 or more points	8-1	4-5	12-6
LeBron James dishes out five or more assists	25-4	21-9	46-13
LeBron James grabs five or more rebounds	26-5	20-11	46-17
LeBron James records a double-double	12-2	10-3	22-5
Kevin Love scores 20-29 points	12-1	5-5	17-6
Kevin Love grabs 10 or more rebounds	16-2	12-8	28-10
Kevin Love records a double-double	16-2	9-8	25-10
Timofey Mozgov scores 10 or more points	11-0	6-2	17-2
J.R. Smith scores 10 or more points	19-4	16-11	35-15
Kyrie Irving scores 20-29 points	8-1	8-3	16-4
Kyrie Irving scores 30 or more points	4-2	2-0	6-2
Tristan Thompson grabs 10 or more rebounds	20-3	13-7	33-10
BY DAY			
On Monday	7-3	3-1	10-4
On Tuesday	2-2	4-2	6-4
On Wednesday	7-1	4-3	11-4
On Thursday	5-0	1-2	6-2
On Friday	3-1	8-3	11-4
On Saturday	6-1	1-5	7-6
On Sunday	3-0	3-1	6-1
BY MONTH			
October	1-0	1-1	2-1
November	8-0	3-3	11-3
December	4-1	4-4	8-5
January	6-2	7-1	13-3
February	6-2	2-3	8-5
March	6-2	5-3	11-5
April	2-1	2-2	4-3
MISCELLANEOUS			
1st night of a back-to-back	3-1	10-5	13-6
2nd night of a back-to-back	6-1	5-7	11-8
vs. Teams at .500 or better	18-5	10-8	28-13
vs. Teams under .500	15-3	13-8	28-11
Ties or records fewer turnovers than the opponent	16-4	14-7	30-11
Records more turnovers than the opponent	17-4	10-10	27-14
Ties or scores more points in the paint	24-2	15-4	39-6
Outscored in points in the paint	9-6	9-13	18-19
Ties or scores more second chance points	21-5	17-6	38-11
Outscored in second chance points	11-3	8-11	19-14
Ties or scores more fast-break points	18-3	11-5	29-8
Outscored in fast-break points	14-5	14-12	28-17
Score 100 or more points	28-4	17-5	45-9
Score under 100 points	5-4	7-12	12-16
Defense allows 100 or more points	16-5	9-11	25-16
Defense allows under 100 points	17-3	15-6	32-9

CAVALIERS MISCELLANEOUS STATISTICS (CONT.)

CAVS STARTING LINEUP COMBINATIONS					
1	2	3	4	5	Record
Williams	Smith	James	Love	Mozgov	7-4
Williams	Jefferson	James	Love	Mozgov	2-0
Williams	Cunningham	James	Love	Mozgov	1-0
Dellavedova	Smith	James	Love	Mozgov	6-2
Dellavedova	Smith	James	Love	Thompson	3-0
Cunningham	Smith	James	Love	Thompson	0-1
Dellavedova	Smith	Jefferson	Love	Mozgov	0-1
Dellavedova	Cunningham	James	Love	Mozgov	1-0
Irving	Smith	James	Love	Mozgov	13-6
Irving	Smith	James	Love	Thompson	19-6
Irving	Smith	James	Thompson	Mozgov	1-0
Irving	Smith	Jefferson	Love	Thompson	0-1
Irving	Smith	Shumpert	James	Mozgov	1-0
Irving	Smith	James	Frye	Thompson	1-0
Irving	Smith	Shumpert	Love	Thompson	1-0
Irving	Smith	Shumpert	James	Love	0-1
Irving	Smith	James	Frye	Mozgov	1-0
Irving	Smith	Shumpert	Love	Mozgov	0-2
Dellavedova	McRae	Jefferson	Frye	Thompson	0-1
TOTAL: 19 Lineups					57-25

CAVS RECORD AS A STARTER				
PLAYER	GAMES	WINS	LOSSES	WIN %
Cunningham	3	2	1	.500
Dellavedova	14	10	4	.714
Frye	3	2	1	.667
Harris				
Irving	53	37	16	.698
James	76	56	20	.737
Jefferson	5	2	3	.400
D. Jones				
J. Jones				
Kaun				
Love	77	53	24	.688
McRae	1		1	.000
Mozgov	48	33	15	.688
Shumpert	5	2	3	.667
Smith	77	53	24	.688
Thompson	34	25	9	.735
Varejao				
Williams	14	10	4	.714

CAVS LARGEST MARGIN OF VICTORY				
DATE	OPP.	CAVS	OPP.	DIFFERENTIAL
12/11/2015	at Orlando	111	76	+35
3/21/2016	vs. Denver	124	91	+33
10/28/2015	at Memphis	106	76	+30
4/5/2016	at Milwaukee	109	80	+29
1/8/2016	at Minnesota	125	99	+26
3/4/2016	vs. Washington	108	83	+25
1/2/2016	vs. Orlando	104	79	+25
3/13/2016	at L.A. Clippers	114	90	+24
2/21/2016	at Oklahoma City	115	92	+23
1/27/2016	vs. Phoenix	115	93	+22
1/4/2016	vs. Toronto	122	100	+22

CAVS LARGEST DEFEAT				
DATE	OPP.	CAVS	OPP.	DIFFERENTIAL
1/18/2016	vs. Golden State	98	132	-34

CAVALIERS MISCELLANEOUS STATISTICS (CONT.)

CAVALIERS MISCELLANEOUS STATS					
INDIVIDUAL GAME LEADERSHIPS (including ties)					
PLAYER	PTS	REBS	ASTS	STLS	BLKS
Cunningham	-	-	-	4	2
Dellavedova	-	-	17	11	5
Frye	-	1	-	3	3
Irving	19	-	18	15	8
James	53	12	50	35	18
Jefferson	1	1	-	9	4
D. Jones	-	-	-	1	1
J. Jones	-	-	-	3	3
Kaun	-	-	-	1	3
Love	9	42	3	13	18
McRae	1	-	1	-	-
Mozgov	-	4	-	6	21
Shumpert	-	2	2	12	7
Smith	3	-	2	21	10
Thompson	-	30	-	11	21
Varejao	-	-	-	2	1
Williams	-	-	2	4	2

INDIVIDUAL SCORING			
PLAYER	10-19 PTS	20-29 PTS	30+ PTS
Cunningham	2	-	-
Dellavedova	26	1	-
Frye	8	1	-
Irving	18	19	8
James	13	45	18
Jefferson	14	1	-
D. Jones	1	-	-
J. Jones	4	-	-
Kaun	-	-	-
Love	43	23	1
McRae	-	-	1
Mozgov	19	-	-
Shumpert	9	1	-
Smith	39	11	-
Thompson	32	-	-
Varejao	-	-	-
Williams	9	4	-

GAMES MISSED DUE TO INJURY, ILLNESS, ETC.			
PLAYER	DATES	GMS MISSED	REASON
Kyrie Irving	10/27 - 12/17	24	Fractured Left Knee
	12/26-12/29, 3/26, 4/13	4	Rest
	4/3/2016	1	Right Ankle Sprain
Iman Shumpert	10/27 - 12/8	21	Ruptured Extensor Carpi Ulnaris
	12/17/2015	1	Right Groin Strain
	2/21-2/24	3	Left Shoulder Sprain
	4/9-4/13	3	Left Knee Soreness/Inflammation
J.R. Smith	11/4 - 11/8	3	Right Knee Contusion, Quadriceps Tendinitis
	12/11/2015	1	Illness
	4/13/2016	1	Rest
Sasha Kaun	11/4/2015	1	Personal Reasons
Mo Williams	11/19 - 11/23	3	Right Ankle Inflammation
	12/17-12/20	2	Right Thumb Sprain
	1/12-1/15	3	Personal Matter
	2/26-3/24, 4/9-4/13	19	Left Knee Chondromalacia
Timofey Mozgov	11/21 - 11/25	3	Right Shoulder Strain
	3/9/2016	1	Illness
Matthew Dellavedova	11/25/2015	1	Left Calf Tightness
	2/3-2/10	5	Sore Left Hamstring
LeBron James	12/5/2015	1	Maintenance
	2/28, 3/16, 3/29, 4/6, 4/13	5	Rest
Joe Harris	1/6 - 1/10	3	Right Foot Soreness
Kevin Love	2/6/2016	1	Left Thigh Contusion
	3/4, 4/13	2	Rest
	3/10/2016	1	Left Knee Sprain
	3/21/2016	1	Illness
114			

CAVALIERS ALL-TIME LEADERS (REGULAR SEASON)

GAMES PLAYED			POINTS SCORED		SCORING AVERAGE (Min. 120 games)		ASSISTS	
1.	Zydrunas Ilgauskas	771	1.	LEBRON JAMES	18,914	1.	LEBRON JAMES	4,835
2.	Danny Ferry	723	2.	Zydrunas Ilgauskas	10,616	2.	World B. Free	23.0
3.	Bingo Smith	720	3.	Brad Daugherty	10,389	3.	KYRIE IRVING	20.8
4.	LEBRON JAMES	693	4.	Austin Carr	10,265	4.	Ron Harper	19.4
5.	John Williams	661	5.	Mark Price	9,543	5.	Mike Mitchell	19.3
6.	Austin Carr	635	6.	Bingo Smith	9,513	6.	Brad Daugherty	19.0
7.	Anderson Varejao	591	7.	John Williams	8,504	7.	Shawn Kemp	18.5
8.	Mark Price	582	8.	Larry Nance	7,257		Lenny Wilkens	18.5
9.	Brad Daugherty	548	9.	Campy Russell	6,588	9.	Cliff Robinson	17.7
10.	Craig Ehlo	513	10.	KYRIE IRVING	6,416	10.	Antawn Jamison	17.3
10.	Craig Ehlo	513	10.	KYRIE IRVING	6,416	10.	Antawn Jamison	17.3
FIELD GOALS MADE			FIELD GOALS ATTEMPTED		FIELD GOAL % (Min 600 FGM)		STEALS (Commencing w/73-74)	
1.	LEBRON JAMES	6,776	1.	LEBRON JAMES	14,098	1.	Mark West	.553
2.	Austin Carr	4,272	2.	Austin Carr	9,480	2.	Brad Daugherty	.532
3.	Bingo Smith	4,182	3.	Bingo Smith	9,256	3.	Larry Nance	.530
4.	Zydrunas Ilgauskas	4,045	4.	Zydrunas Ilgauskas	8,523	4.	Carlos Boozer	.528
5.	Brad Daugherty	3,823	5.	Brad Daugherty	7,189	5.	Tyrone Hill	.521
6.	Mark Price	3,429	6.	Mark Price	7,165	6.	Melvin Turpin	.516
7.	John Williams	3,198	7.	John Williams	6,633	7.	Roy Hinson	.516
8.	Larry Nance	2,945	8.	Larry Nance	5,559	8.	Anderson Varejao	.512
9.	Campy Russell	2,480	9.	Campy Russell	5,444	9.	James Edwards	.508
10.	Jim Chones	2,456	10.	Jim Chones	5,332	10.	Kenny Carr	.506
10.	Jim Chones	2,456	10.	Jim Chones	5,332	10.	Kenny Carr	.506
FREE THROWS MADE			FREE THROWS ATTEMPTED		FREE THROW % (Minimum 150 Made)		BLOCKED SHOTS (Commencing w/73-74)	
1.	LEBRON JAMES	4,384	1.	LEBRON JAMES	5,936	1.	Mark Price	.906
2.	Brad Daugherty	2,741	2.	Brad Daugherty	3,670	2.	MO WILLIAMS	.891
3.	Zydrunas Ilgauskas	2,495	3.	Zydrunas Ilgauskas	3,197	3.	Terrell Brandon	.868
4.	John Williams	2,106	4.	John Williams	2,884	4.	KYRIE IRVING	.865
5.	Mark Price	1,883	5.	Austin Carr	2,127	5.	C.J. Miles	.863
6.	Austin Carr	1,719	6.	Campy Russell	2,113	6.	Derek Anderson	.860
7.	Campy Russell	1,627	7.	Mark Price	2,078	7.	James Silas	.860
8.	World B. Free	1,406	8.	Phil Hubbard	1,858	8.	Terry Furlow	.853
9.	Larry Nance	1,364	9.	World B. Free	1,835	9.	Steve Kerr	.852
10.	Phil Hubbard	1,318	10.	Larry Nance	1,696	10.	Johnny Davis	.850
10.	Phil Hubbard	1,318	10.	Larry Nance	1,696	10.	Johnny Davis	.850
3-PT. FIELD GOALS MADE (Commencing w/79-80)			3-PT. FIELD GOALS ATTEMPTED (Commencing w/79-80)		3-PT. FIELD GOAL % (Min. 50 3-Pt. FGM) (Commencing w/79-80)		MINUTES PLAYED	
1.	LEBRON JAMES	978	1.	LEBRON JAMES	2,965	1.	Steve Kerr	.472
2.	Mark Price	802	2.	Mark Price	1,960	2.	Wesley Person	.422
3.	Daniel Gibson	578	3.	KYRIE IRVING	1,446	3.	Mark Price	.409
4.	Wesley Person	550	4.	Daniel Gibson	1,419	4.	Daniel Gibson	.407
5.	KYRIE IRVING	546	5.	Danny Ferry	1,409	5.	MO WILLIAMS	.402
6.	Danny Ferry	543	6.	Wesley Person	1,303	6.	Wally Szczerbiak	.400
7.	MO WILLIAMS	414	7.	MO WILLIAMS	1,029	7.	Bobby Phills	.399
8.	Craig Ehlo	381	8.	Craig Ehlo	1001	8.	MATTHEW DELLAVEDOVA	.398
9.	Damon Jones	344	9.	Damon Jones	878	9.	Trajan Langdon	.396
10.	J.R. SMITH	335	10.	J.R. SMITH	846	10.	J.R. SMITH	.396
10.	J.R. SMITH	335	10.	J.R. SMITH	846	10.	J.R. SMITH	.396
OFFENSIVE REBOUNDS (Commencing w/73-74)			DEFENSIVE REBOUNDS (Commencing w/73-74)		TOTAL REBOUNDS		TURNOVERS (Commencing w/77-78)	
1.	Zydrunas Ilgauskas	2,336	1.	Brad Daugherty	4,020	1.	Zydrunas Ilgauskas	5,904
2.	John Williams	1,620	2.	LEBRON JAMES	4,002	2.	Brad Daugherty	5,227
3.	Anderson Varejao	1,479	3.	Zydrunas Ilgauskas	3,568	3.	LEBRON JAMES	4,842
4.	TRISTAN THOMPSON	1,304	4.	John Williams	3,049	4.	John Williams	4,669
5.	Jim Brewer	1,292	5.	Anderson Varejao	2,955	5.	Anderson Varejao	4,434
6.	Brad Daugherty	1,207	6.	Jim Chones	2,750	6.	Jim Chones	3,790
7.	Larry Nance	1,067	7.	Larry Nance	2,494	7.	Larry Nance	3,561
8.	Phil Hubbard	1,051	8.	Jim Brewer	2,259	8.	Jim Brewer	3,551
9.	Jim Chones	1,040	9.	TRISTAN THOMPSON	2,007	9.	TRISTAN THOMPSON	3,311
10.	Tyrone Hill	955	10.	Tyrone Hill	1,830	10.	Bingo Smith	3,057
10.	Tyrone Hill	955	10.	Tyrone Hill	1,830	10.	Bingo Smith	3,057
			PERSONAL FOULS		DISQUALIFICATIONS			
			1.	Zydrunas Ilgauskas	2,591	1.	Zydrunas Ilgauskas	37
			2.	Bingo Smith	1,752	2.	Phil Hubbard	33
			3.	John Williams	1,720	3.	Roy Hinson	31
			4.	Danny Ferry	1,670	4.	Shawn Kemp	30
			5.	Anderson Varejao	1,544	5.	Tyrone Hill	25
			6.	Brad Daugherty	1,466	6.	Mark West	20
			7.	Phil Hubbard	1,378		James Edwards	20
			8.	LEBRON JAMES	1,348	8.	Bingo Smith	18
			9.	Austin Carr	1,341	9.	Jim Chones	18
			10.	Jim Chones	1,259	10.	Bill Laimbeer	17

CAVALIERS BEST INDIVIDUAL SEASON PERFORMANCES

MINUTES

1. LeBron James	3388	04-05
2. LeBron James	3361	05-06
3. Wesley Person	3198	97-98
4. Mike Mitchell	3194	80-81
5. LeBron James	3190	06-07
6. Chris Mills	3167	96-97
7. Ricky Davis	3131	02-03
8. LeBron James	3122	03-04
9. Austin Carr	3100	73-74
10. Austin Carr	3097	72-73

POINTS SCORED

1. LeBron James	2478	05-06
2. LeBron James	2304	08-09
3. LeBron James	2258	09-10
4. LeBron James	2250	07-08
5. LeBron James	2175	04-05
6. LeBron James	2132	06-07
7. Mike Mitchell	2012	80-81
8. LEBRON JAMES	1920	15-16
9. Ron Harper	1874	86-87
10. Mike Mitchell	1820	79-80

SCORING AVERAGE

1. LeBron James	31.4	05-06
2. LeBron James	30.0	07-08
3. LeBron James	29.7	09-10
4. LeBron James	28.4	08-09
5. LeBron James	27.3	06-07
6. LeBron James	27.2	04-05
7. LEBRON JAMES	25.3	15-16
8. LeBron James	25.3	14-15
9. Mike Mitchell	24.5	80-81
10. World B. Free	24.2	82-83

ASSISTS

1. Andre Miller	882	01-02
2. John Bagley	735	85-86
3. John Bagley	697	84-85
4. Mark Price	666	89-90
5. Andre Miller	657	00-01
6. Brevin Knight	656	97-98
7. LeBron James	651	09-10
8. Mark Price	631	88-89
9. Lenny Wilkens	628	72-73
10. Fouts Walker	607	79-80

FIELD GOALS MADE

1. LeBron James	875	05-06
2. Mike Mitchell	853	80-81
3. LeBron James	795	04-05
4. LeBron James	794	07-08
5. LeBron James	789	08-09
6. Mike Mitchell	775	79-80
7. LeBron James	772	06-07
8. LeBron James	768	09-10
9. Austin Carr	748	73-74
10. LEBRON JAMES	737	15-16

FIELD GOALS ATTEMPTED

1. LeBron James	1823	05-06
2. Mike Mitchell	1791	80-81
3. LeBron James	1684	04-05
4. Austin Carr	1682	73-74
5. LeBron James	1642	07-08
6. LeBron James	1621	06-07
7. Ron Harper	1614	86-87
8. LeBron James	1613	08-09
9. Austin Carr	1575	72-73
10. LeBron James	1528	09-10

FIELD GOAL % (Minimum 200 Made)

1. Tyrone Hill	.600	96-97
2. TRISTAN THOMPSON	.588	15-16
3. Anderson Varejao	.572	09-10
4. Brad Daugherty	.571	92-93
5. Brad Daugherty	.570	91-92
6. Shaquille O'Neal	.566	09-10
7. TIMOFEY MOZGOV	.565	15-16
8. Michael Cage	.556	95-96
9. J.J. Hickson	.554	09-10
10. Larry Nance	.549	92-93

STEALS

1. Ron Harper	209	86-87
2. Brevin Knight	196	97-98
3. Ron Harper	185	88-89
4. LeBron James	177	04-05
5. Fouts Walker	176	77-78
6. Fouts Walker	155	79-80
7. LeBron James	138	07-08
Terrell Brandon	138	96-97
LeBron James	137	08-09
10. Mike Bratz	136	80-81

FREE THROWS MADE

1. LeBron James	601	05-06
2. LeBron James	594	08-09
3. LeBron James	593	09-10
4. LeBron James	549	07-08
5. Shawn Kemp	493	99-00
6. LeBron James	489	06-07
7. LeBron James	477	04-05
8. Brad Daugherty	435	90-91
9. Campy Russell	417	78-79
10. Brad Daugherty	414	91-92

FREE THROWS ATTEMPTED

1. LeBron James	814	05-06
2. LeBron James	773	09-10
3. LeBron James	771	07-08
4. LeBron James	762	08-09
5. LeBron James	701	06-07
6. LeBron James	636	04-05
7. Shawn Kemp	635	99-00
8. Brad Daugherty	579	90-91
9. Ron Harper	564	86-87
10. Shawn Kemp	556	97-98

FREE THROW % (Minimum 100 Made)

1. Mark Price	.948	92-93
2. Mark Price	.947	91-92
3. Mark Price	.914	94-95
4. Mo Williams	.912	08-09
5. Terrell Brandon	.902	96-97
6. Mark Price	.901	88-89
7. Mo Williams	.894	09-10
8. Mark Price	.888	93-94
9. Mark Price	.888	89-90
10. Terrell Brandon	.887	95-96

BLOCKED SHOTS

1. Larry Nance	243	91-92
2. Larry Nance	206	88-89
3. Zydrunas Ilgauskas	201	03-04
4. Larry Nance	200	90-91
5. Larry Nance	198	92-93
6. John Williams	182	91-92
7. Elmore Smith	176	77-78
8. Roy Hinson	173	84-85
9. John Williams	167	86-87
John Williams	167	89-90

3-PT. FIELD GOALS MADE

1. J.R. SMITH	204	15-16
2. Wesley Person	192	97-98
3. Mo Williams	183	08-09
4. Mo Williams	159	09-10
5. KEVIN LOVE	158	15-16
6. Kyrie Irving	157	14-15
7. Mark Price	152	89-90
8. Dan Majerle	146	95-96
9. Kevin Love	144	14-15
10. Danny Ferry	143	95-96
Wesley Person	143	01-02

3-PT. FIELD GOALS ATTEMPTED

1. J.R. SMITH	510	15-16
2. Wesley Person	447	97-98
3. KEVIN LOVE	439	15-16
4. Mo Williams	420	08-09
5. Dan Majerle	414	95-96
6. Donyell Marshall	395	05-06
7. Kevin Love	392	14-15
8. LeBron James	387	09-10
9. LeBron James	384	08-09
10. LeBron James	379	05-06

3-PT. FIELD GOAL % (Minimum 25 Made)

1. Steve Kerr	.507	89-90
2. Mark Price	.486	87-88
3. Daniel Gibson	.477	09-10
4. Steve Kerr	.452	90-91
5. Spencer Hawes	.448	13-14
6. Wesley Person	.444	01-02
7. Mark Price	.441	88-89
Bobby Phills	.441	95-96
9. Daniel Gibson	.440	07-08
Danny Ferry	.440	99-00

TURNOVERS

1. Ron Harper	345	86-87
2. Shawn Kemp	291	99-00
3. Ricky Davis	277	02-03
4. LeBron James	273	03-04
5. LeBron James	272	14-15
6. Shawn Kemp	271	97-98
7. Brad Daugherty	267	87-88
8. Andre Miller	265	00-01
9. LeBron James	262	04-05
10. LeBron James	261	09-10

OFFENSIVE REBOUNDS

1. Tristan Thompson	306	12-13
2. Zydrunas Ilgauskas	299	04-05
3. Jim Brewer	298	75-76
4. Michael Cage	288	95-96
5. Zydrunas Ilgauskas	279	03-04
Zydrunas Ilgauskas	279	97-98
7. Jim Brewer	275	76-77
8. Tristan Thompson	274	14-15
9. Tristan Thompson	269	13-14
Tyrone Hill	269	94-95

DEFENSIVE REBOUNDS

1. Cliff Robinson	666	82-83
2. Brad Daugherty	653	90-91
3. Carlos Boozer	627	03-04
4. Jim Chones	625	77-78
5. KEVIN LOVE	613	15-16
6. Cliff Robinson	597	83-84
7. Jim Brewer	593	75-76
8. Kevin Love	589	14-15
9. Jim Chones	582	78-79
10. Kenny Carr	575	80-81

TOTAL REBOUNDS

1. Jim Brewer	891	75-76
2. Carlos Boozer	857	03-04
3. Cliff Robinson	856	82-83
4. Jim Chones	844	77-78
5. Jim Chones	842	78-79
6. Kenny Carr	835	80-81
7. Brad Daugherty	830	90-91
8. Rick Roberson	801	71-72
9. Clarence Weatherspoon	796	00-01
10. Tristan Thompson	773	12-13

REBOUNDING AVERAGE (Minimum 800 Rebs or 70 Games)

1. Rick Roberson	12.7	71-72
2. Carlos Boozer	11.4	03-04
3. Cliff Robinson	11.1	82-83
4. Jim Brewer	10.9	75-76
Brad Daugherty	10.9	90-91
Tyrone Hill	10.9	94-95
7. Brad Daugherty	10.4	91-92
8. Jim Chones	10.3	77-78
Jim Chones	10.3	78-79
Kenny Carr	10.3	80-81
Cliff Robinson	10.3	83-84

PERSONAL FOULS

1. Shawn Kemp	371	99-00
2. James Edwards	347	81-82
3. Bill Laimbeer	332	80-81
4. Roy Hinson	316	85-86
5. Zydrunas Ilgauskas	313	04-05
6. Roy Hinson	311	84-85
7. Shawn Kemp	310	97-98
8. Roy Hinson	306	83-84
9. John Warren	299	70-71
10. Dwight Davis	297	72-73

DISQUALIFICATIONS

1. James Edwards	17	81-82
2. Shawn Kemp	15	97-98
3. Bill Laimbeer	14	80-81
4. Roy Hinson	13	84-85
John Warren	13	70-71
Shawn Kemp	13	99-00
7. Phil Hubbard	11	82-83
Roy Hinson	11	83-84
9. Lonnie Shelton	9	83-84
Keith Lee	9	85-86
Steve Hayes	9	82-83



2015-16

NBA League Statistics

NBA STANDINGS

NBA EASTERN CONFERENCE

ATLANTIC DIVISION

	W	L	PCT	GB	HOME	ROAD	LAST-10	STREAK
Toronto	56	26	.683	-	32- 9	24-17	7-3	Won 4
Boston	48	34	.585	8	28-13	20-21	6-4	Won 1
New York	32	50	.390	24	18-23	14-27	3-7	Lost 2
Brooklyn	21	61	.256	35	14-27	7-34	0-10	Lost 10
Philadelphia	10	72	.122	46	7-34	3-38	1-9	Lost 4

CENTRAL DIVISION

	W	L	PCT	GB	HOME	ROAD	LAST-10	STREAK
CLEVELAND	57	25	.695	-	33- 8	24-17	6-4	LOST 1
Indiana	45	37	.549	12	26-15	19-22	7-3	Won 3
Detroit	44	38	.537	13	26-15	18-23	6-4	Won 1
Chicago	42	40	.512	15	26-15	16-25	6-4	Won 3
Milwaukee	33	49	.402	24	23-18	10-31	3-7	Lost 2

SOUTHEAST DIVISION

	W	L	PCT	GB	HOME	ROAD	LAST-10	STREAK
Miami	48	34	.585	-	28-13	20-21	6-4	Lost 1
Atlanta	48	34	.585	-	27-14	21-20	6-4	Lost 2
Charlotte	48	34	.585	-	30-11	18-23	7-3	Won 2
Washington	41	41	.500	7	22-19	19-22	6-4	Won 3
Orlando	35	47	.427	13	23-18	12-29	6-4	Lost 1

NBA WESTERN CONFERENCE

SOUTHWEST DIVISION

	W	L	PCT	GB	HOME	ROAD	LAST-10	STREAK
San Antonio	67	15	.817	-	40- 1	27-14	6-4	Won 2
Dallas	42	40	.512	25	23-18	19-22	7-3	Lost 1
Memphis	42	40	.512	25	26-15	16-25	1-9	Lost 4
Houston	41	41	.500	26	23-18	18-23	6-4	Won 3
New Orleans	30	52	.366	37	21-20	9-32	4-6	Lost 3

NORTHWEST DIVISION

	W	L	PCT	GB	HOME	ROAD	LAST-10	STREAK
Oklahoma City	55	27	.671	-	32- 9	23-18	5-5	Lost 1
Portland	44	38	.537	11	28-13	16-25	7-3	Won 1
Utah	40	42	.488	15	24-17	16-25	5-5	Lost 2
Denver	33	49	.402	22	18-23	15-26	3-7	Lost 2
Minnesota	29	53	.354	26	14-27	15-26	5-5	Won 1

PACIFIC DIVISION

	W	L	PCT	GB	HOME	ROAD	LAST-10	STREAK
Golden State	73	9	.890	-	39- 2	34- 7	8-2	Won 4
L.A. Clippers	53	29	.646	20	29-12	24-17	8-2	Lost 1
Sacramento	33	49	.402	40	18-23	15-26	5-5	Lost 1
Phoenix	23	59	.280	50	14-27	9-32	3-7	Won 1
L.A. Lakers	17	65	.207	56	12-29	5-36	2-8	Won 1

CONFERENCE STANDINGS, TEAMS SHOWN IN PLAYOFF-ORDER

EASTERN CONFERENCE

RK	TEAM	W-L	PCT	DIV	CONF	HOME	AWAY	GB
1	C-CLE	57-25	.695	8-8	35-17	33- 8	24-17	-
2	d-TOR	56-26	.683	14-2	39-13	32- 9	24-17	1
3	d-MIA	48-34	.585	10-6	31-21	28-13	20-21	9
4	p-ATL	48-34	.585	8-8	29-23	27-14	21-20	9
5	p-BOS	48-34	.585	10-6	31-21	28-13	20-21	9
6	p-CHA	48-34	.585	8-8	33-19	30-11	18-23	9
7	p-IND	45-37	.549	8-8	30-22	26-15	19-22	12
8	p-DET	44-38	.537	10-6	29-23	26-15	18-23	13
9	x-CHI	42-40	.512	10-6	25-27	26-15	16-25	15
10	x-WAS	41-41	.500	10-6	30-22	22-19	19-22	16
11	x-ORL	35-47	.427	4-12	21-31	23-18	12-29	22
12	x-MIL	33-49	.402	4-12	21-31	23-18	10-31	24
13	x-NY	32-50	.390	8-8	21-31	18-23	14-27	25
14	x-BRK	21-61	.256	6-10	12-40	14-27	7-34	36
15	x-PHI	10-72	.122	2-14	3-49	7-34	3-38	47

WESTERN CONFERENCE

RK	TEAM	W-L	PCT	DIV	CONF	HOME	AWAY	GB
1	c-GS	73- 9	.890	15-1	46-6	39- 2	34- 7	-
2	d-SA	67-15	.817	14-2	43-9	40- 1	27-14	6
3	d-OKC	55-27	.671	13-3	37-15	32- 9	23-18	18
4	p-LAC	53-29	.646	9-7	31-21	29-12	24-17	20
5	p-POR	44-38	.537	11-5	29-23	28-13	16-25	29
6	p-DAL	42-40	.512	7-9	27-25	23-18	19-22	31
7	p-MEM	42-40	.512	7-9	25-27	26-15	16-25	31
8	p-HOU	41-41	.500	8-8	28-24	23-18	18-23	32
9	x-UTA	40-42	.488	8-8	24-28	24-17	16-25	33
10	x-SAC	33-49	.402	8-8	19-33	18-23	15-26	40
11	x-DEN	33-49	.402	4-12	18-34	18-23	15-26	40
12	x-NO	30-52	.366	4-12	20-32	21-20	9-32	43
13	x-MIN	29-53	.354	4-12	18-34	14-27	15-26	44
14	x-PHO	23-59	.280	6-10	17-35	14-27	9-32	50
15	x-LAL	17-65	.207	2-14	8-44	12-29	5-36	56

NBA TEAM STATISTICS

TEAMS' STATISTICS

TEAM	G	FIELD GOALS			3-PT. F.G.'S			FREE THROWS			-- REBOUNDS --			----- MISCELLANEOUS -----					SCORING		
		MADE	ATT.	PCT.	MADE	ATT.	PCT.	MADE	ATT.	PCT.	OFF.	DEF.	TOT.	AST	PF	DQ	STL	TO	BLK	PTS	AVG.
G.S.	82	3489	7159	.487	1077	2592	.416	1366	1790	.763	816	2972	3788	2373	1701	9	689	1245	498	9421	114.9
OKC.	82	3372	7082	.476	678	1946	.348	1616	2067	.782	1071	2916	3987	1883	1691	7	603	1305	487	9038	110.2
Sac.	82	3283	7083	.464	660	1839	.359	1514	2089	.725	868	2760	3628	2009	1676	12	733	1326	368	8740	106.6
Hou.	82	3094	6847	.452	878	2533	.347	1671	2407	.694	930	2601	3531	1821	1790	12	821	1307	430	8737	106.5
Bos.	82	3216	7318	.439	717	2142	.335	1520	1929	.788	950	2733	3683	1981	1796	17	752	1127	348	8669	105.7
Port.	82	3167	7040	.450	864	2335	.370	1424	1889	.754	948	2782	3730	1748	1782	12	562	1200	380	8622	105.1
LA-C	82	3141	6759	.465	797	2190	.364	1490	2152	.692	721	2727	3448	1873	1746	5	709	1063	460	8569	104.5
CLEV.	82	3171	6888	.460	880	2428	.362	1333	1783	.748	873	2777	3650	1861	1666	4	551	1114	317	8555	104.3
Wash.	82	3238	7033	.460	709	1983	.358	1349	1849	.730	743	2688	3431	2005	1708	8	708	1186	323	8534	104.1
S.A.	82	3289	6797	.484	570	1518	.375	1342	1672	.803	770	2831	3601	2010	1433	1	677	1071	485	8490	103.5
Cha.	82	3036	6922	.439	873	2410	.362	1534	1941	.790	734	2869	3603	1778	1487	10	595	1029	438	8479	103.4
Atl.	82	3168	6923	.458	815	2326	.350	1282	1638	.783	679	2772	3451	2100	1570	8	747	1226	486	8433	102.8
N.O.	82	3153	7040	.448	702	1952	.360	1415	1823	.776	782	2712	3494	1818	1713	6	633	1102	342	8423	102.7
Tor.	82	3006	6669	.451	708	1915	.370	1702	2190	.777	836	2724	3560	1536	1610	6	636	1073	449	8422	102.7
Minn.	82	3095	6668	.464	455	1347	.338	1753	2213	.792	821	2587	3408	1916	1696	7	656	1231	375	8398	102.4
Dall.	82	3064	6900	.444	806	2342	.344	1454	1831	.794	751	2781	3532	1813	1595	4	560	1047	306	8388	102.3
Ind.	82	3142	6985	.450	663	1889	.351	1430	1872	.764	847	2779	3626	1741	1641	7	742	1219	391	8377	102.2
Orl.	82	3242	7120	.455	636	1818	.350	1249	1649	.757	843	2709	3552	1933	1701	13	673	1155	417	8369	102.1
Det.	82	3111	7087	.439	740	2148	.345	1399	2095	.668	1021	2777	3798	1594	1557	5	573	1110	304	8361	102.0
Den.	82	3093	7003	.442	656	1943	.338	1513	1974	.766	941	2718	3659	1858	1723	8	609	1202	395	8355	101.9
Chi.	82	3165	7170	.441	651	1753	.371	1354	1720	.787	907	2889	3796	1870	1545	6	495	1141	470	8335	101.6
Phoe.	82	3051	7018	.435	738	2118	.348	1431	1905	.751	943	2733	3676	1701	1858	17	632	1410	313	8271	100.9
Miami	82	3150	6697	.470	498	1480	.336	1406	1889	.744	807	2811	3618	1709	1502	4	553	1155	531	8204	100.0
Mem.	82	3019	6859	.440	504	1521	.331	1584	2024	.783	916	2497	3413	1697	1783	4	724	1090	350	8126	99.1
Milw.	82	3145	6740	.467	440	1277	.345	1392	1863	.747	858	2559	3417	1895	1695	11	672	1247	475	8122	99.0
Bkn.	82	3136	6920	.453	531	1508	.352	1286	1699	.757	863	2614	3477	1829	1476	7	627	1212	332	8089	98.6
N.Y.	82	3022	6886	.439	610	1762	.346	1411	1753	.805	850	2788	3638	1682	1616	13	467	1099	466	8065	98.4
Utah	82	2957	6593	.449	694	1955	.355	1402	1885	.744	880	2665	3545	1554	1655	9	631	1224	425	8010	97.7
Phil.	82	2970	6887	.431	764	2255	.339	1284	1850	.694	777	2605	3382	1765	1780	10	680	1343	495	7988	97.4
LA-L	82	2880	6956	.414	639	2016	.317	1583	2028	.781	878	2645	3523	1478	1662	10	593	1124	337	7982	97.3

OPPONENTS' STATISTICS

	FIELD GOALS			3-PT. F.G.'S			FREE THROWS			-- REBOUNDS --			----- MISCELLANEOUS -----					--- SCORING ---			
TEAM	MADE	ATT.	PCT.	MADE	ATT.	PCT.	MADE	ATT.	PCT.	OFF.	DEF.	TOT.	AST	PF	DQ	STL	TO	BLK	PTS	AVG.	DIFF.
S.A.	2928	6709	.436	541	1634	.331	1221	1611	.758	747	2576	3323	1707	1597	3	592	1214	317	7618	92.9	+10.6
Utah	2920	6549	.446	649	1819	.357	1374	1842	.746	764	2522	3286	1568	1629	12	652	1146	385	7863	95.9	+1.8
Tor.	2991	6732	.444	717	1922	.373	1354	1809	.748	782	2561	3343	1781	1801	10	534	1094	442	8053	98.2	+4.5
CLEV.	3019	6736	.448	647	1862	.347	1378	1855	.743	760	2604	3364	1756	1690	13	590	1092	362	8063	98.3	+6.0
Miami	3054	6914	.442	605	1742	.347	1356	1761	.770	803	2580	3383	1657	1608	10	612	1060	337	8069	98.4	+1.6
Atl.	3046	7058	.432	679	2008	.338	1366	1810	.755	944	2869	3813	1808	1500	5	706	1324	411	8137	99.2	+3.6
LA-C	3015	6946	.434	645	1910	.338	1543	2055	.751	968	2861	3829	1740	1842	11	583	1260	259	8218	100.2	+4.3
Ind.	3065	6962	.440	679	2035	.334	1428	1901	.751	877	2774	3651	1707	1676	10	634	1297	366	8237	100.5	+1.7
Cha.	3098	6971	.444	726	2080	.349	1334	1735	.769	726	2936	3662	1901	1670	9	553	1102	448	8256	100.7	+2.7
N.Y.	3114	7035	.443	626	1837	.341	1435	1904	.754	890	2733	3623	1703	1520	6	589	927	343	8289	101.1	-2.7
Mem.	2947	6459	.456	797	2185	.365	1619	2107	.768	830	2711	3541	1792	1732	9	576	1327	469	8310	101.3	-2.2
Det.	3182	6903	.461	596	1679	.355	1351	1726	.783	725	2763	3488	1766	1773	9	583	1099	366	8311	101.4	+0.6
Bos.	3075	6973	.441	643	1911	.336	1613	2136	.755	932	2838	3770	1715	1718	10	622	1348	450	8406	102.5	+3.2
Dall.	3144	6971	.451	743	2170	.342	1382	1873	.738	868	2887	3755	1800	1757	9	617	1142	363	8413	102.6	-0.3
OKC.	3150	7192	.438	667	1949	.342	1474	1950	.756	923	2373	3296	1767	1653	12	719	1068	373	8441	102.9	+7.3
Chi.	3234	7333	.441	651	1885	.345	1337	1813	.737	969	2798	3767	1848	1535	15	655	974	465	8456	103.1	-1.5
Milw.	3097	6817	.454	765	2171	.352	1506	1961	.768	942	2583	3525	2013	1600	6	679	1269	462	8465	103.2	-4.2
Orl.	3150	6850	.460	732	2041	.359	1470	1971	.746	832	2800	3632	1899	1497	8	620	1240	448	8502	103.7	-1.6
G.S.	3188	7330	.435	640	1928	.332	1523	2013	.757	937	2662	3599	1823	1627	7	710	1185	336	8539	104.1	+10.8
Port.	3146	6945	.453	700	1888	.371	1562	2129	.734	867	2716	3583	1770	1597	4	630	1088	424	8554	104.3	+0.8
Wash.	3170	6868	.462	737	1987	.371	1498	1947	.769	773	2858	3631	1846	1651	6	661	1325	356	8575	104.6	-0.5
Den.	3182	6904	.461	754	2034	.371	1491	1958	.761	799	2700	3499	1924	1712	8	660	1122	517	8609	105.0	-3.1
Minn.	3276	6962	.471	742	2089	.355	1394	1842	.757	877	2558	3435	1857	1768	12	638	1220	427	8688	106.0	-3.5
Bkn.	3345	6984	.479	775	2100	.369	1227	1608	.763	840	2719	3559	2006	1510	4	720	1162	430	8692	106.0	-7.4
Hou.	3200	6977	.459	796	2206	.361	1525	2018	.756	970	2690	3660	2015	1847	11	734	1361	404	8721	106.4	+0.2
N.O.	3218	6877	.468	754	2043	.369	1544	1972	.783	730	2912	3642	1899	1630	6	602	1127	423	8734	106.5	-3.8
LA-L	3323	7023	.473	700	2016	.347	1420	1942	.731	897	2915	3812	2022	1573	5	617	1037	458	8766	106.9	-9.6
Phoe.	3208	6870	.467	770	2041	.377	1631	2177	.749	813	2770	3583	1836	1770	3	782	1224	449	8817	107.5	-6.7
Phil.	3253	7005	.464	638	1776	.359	1683	2141	.786	913	2987	3900	1919	1571	9	711	1241	466	8827	107.6	-10.2
Sac.	3327	7194	.462	839	2293	.366	1450	1902	.762	926	2765	3691	1986	1800	10	722	1308	437	8943	109.1	-2.5
AVG.'S	3136	6935	.452	698	1975	.354	1450	1916	.757	854	2734	3588	1828	1662	8	643	1179	406	8419	102.7	---
	94065			59241			43489			82021			54831	252		35383			252572		
	208049			20953			57469			25624		107645	49854			19303	12193				

NBA TEAM STATISTICS

TEAMS' STATISTICS (PER GAME)

TEAM	G	FIELD GOALS			3-PT. F.G.'S			FREE THROWS			--- REBOUNDS ---			----- MISCELLANEOUS -----						
		MADE	ATT	PCT	MADE	ATT	PCT	MADE	ATT	PCT	OFF	DEF	TOT	AST	PF	DQ	STL	TO	BLK	PTS
Atl.	82	38.63	84.43	.458	9.94	28.37	.350	15.63	19.98	.783	8.28	33.80	42.09	25.61	19.15	0.10	9.11	14.95	5.93	102.8
Bos.	82	39.22	89.24	.439	8.74	26.12	.335	18.54	23.52	.788	11.59	33.33	44.91	24.16	21.90	0.21	9.17	13.74	4.24	105.7
Bkn.	82	38.24	84.39	.453	6.48	18.39	.352	15.68	20.72	.757	10.52	31.88	42.40	22.30	18.00	0.09	7.65	14.78	4.05	98.6
Cha.	82	37.02	84.41	.439	10.65	29.39	.362	18.71	23.67	.790	8.95	34.99	43.94	21.68	18.13	0.12	7.26	12.55	5.34	103.4
Chi.	82	38.60	87.44	.441	7.94	21.38	.371	16.51	20.98	.787	11.06	35.23	46.29	22.80	18.84	0.07	6.04	13.91	5.73	101.6
CLEV.	82	38.67	84.00	.460	10.73	29.61	.362	16.26	21.74	.748	10.65	33.87	44.51	22.70	20.32	0.05	6.72	13.59	3.87	104.3
Dall.	82	37.37	84.15	.444	9.83	28.56	.344	17.73	22.33	.794	9.16	33.91	43.07	22.11	19.45	0.05	6.83	12.77	3.73	102.3
Den.	82	37.72	85.40	.442	8.00	23.70	.338	18.45	24.07	.766	11.48	33.15	44.62	22.66	21.01	0.10	7.43	14.66	4.82	101.9
Det.	82	37.94	86.43	.439	9.02	26.20	.345	17.06	25.55	.668	12.45	33.87	46.32	19.44	18.99	0.06	6.99	13.54	3.71	102.0
G.S.	82	42.55	87.30	.487	13.13	31.61	.416	16.66	21.83	.763	9.95	36.24	46.20	28.94	20.74	0.11	8.40	15.18	6.07	114.9
Hou.	82	37.73	83.50	.452	10.71	30.89	.347	20.38	29.35	.694	11.34	31.72	43.06	22.21	21.83	0.15	10.01	15.94	5.24	106.5
Ind.	82	38.32	85.18	.450	8.09	23.04	.351	17.44	22.83	.764	10.33	33.89	44.22	21.23	20.01	0.09	9.05	14.87	4.77	102.2
LA-C	82	38.30	82.43	.465	9.72	26.71	.364	18.17	26.24	.692	8.79	33.26	42.05	22.84	21.29	0.06	8.65	12.96	5.61	104.5
LA-L	82	35.12	84.83	.414	7.79	24.59	.317	19.30	24.73	.781	10.71	32.26	42.96	18.02	20.27	0.12	7.23	13.71	4.11	97.3
Mem.	82	36.82	83.65	.440	6.15	18.55	.331	19.32	24.68	.783	11.17	30.45	41.62	20.70	21.74	0.05	8.83	13.29	4.27	99.1
Miami	82	38.41	81.67	.470	6.07	18.05	.336	17.15	23.04	.744	9.84	34.28	44.12	20.84	18.32	0.05	6.74	14.09	6.48	100.0
Milw.	82	38.35	82.20	.467	5.37	15.57	.345	16.98	22.72	.747	10.46	31.21	41.67	23.11	20.67	0.13	8.20	15.21	5.79	99.0
Minn.	82	37.74	81.32	.464	5.55	16.43	.338	21.38	26.99	.792	10.01	31.55	41.56	23.37	20.68	0.09	8.00	15.01	4.57	102.4
N.O.	82	38.45	85.85	.448	8.56	23.80	.360	17.26	22.23	.776	9.54	33.07	42.61	22.17	20.89	0.07	7.72	13.44	4.17	102.7
N.Y.	82	36.85	83.98	.439	7.44	21.49	.346	17.21	21.38	.805	10.37	34.00	44.37	20.51	19.71	0.16	5.70	13.40	5.68	98.4
OKC.	82	41.12	86.37	.476	8.27	23.73	.348	19.71	25.21	.782	13.06	35.56	48.62	22.96	20.62	0.09	7.35	15.91	5.94	110.2
Orl.	82	39.54	86.83	.455	7.76	22.17	.350	15.23	20.11	.757	10.28	33.04	43.32	23.57	20.74	0.16	8.21	14.09	5.09	102.1
Phil.	82	36.22	83.99	.431	9.32	27.50	.339	15.66	22.56	.694	9.48	31.77	41.24	21.52	21.71	0.12	8.29	16.38	6.04	97.4
Phoe.	82	37.21	85.59	.435	9.00	25.83	.348	17.45	23.23	.751	11.50	33.33	44.83	20.74	22.66	0.21	7.71	17.20	3.82	100.9
Port.	82	38.62	85.85	.450	10.54	28.48	.370	17.37	23.04	.754	11.56	33.93	45.49	21.32	21.73	0.15	6.85	14.63	4.63	105.1
Sac.	82	40.04	86.38	.464	8.05	22.43	.359	18.46	25.48	.725	10.59	33.66	44.24	24.50	20.44	0.15	8.94	16.17	4.49	106.6
S.A.	82	40.11	82.89	.484	6.95	18.51	.375	16.37	20.39	.803	9.39	34.52	43.91	24.51	17.48	0.01	8.26	13.06	5.91	103.5
Tor.	82	36.66	81.33	.451	8.63	23.35	.370	20.76	26.71	.777	10.20	33.22	43.41	18.73	19.63	0.07	7.76	13.09	5.48	102.7
Utah	82	36.06	80.40	.449	8.46	23.84	.355	17.10	22.99	.744	10.73	32.50	43.23	18.95	20.18	0.11	7.70	14.93	5.18	97.7
Wash.	82	39.49	85.77	.460	8.65	24.18	.358	16.45	22.55	.730	9.06	32.78	41.84	24.45	20.83	0.10	8.63	14.46	3.94	104.1

OPPONENTS' STATISTICS (PER GAME)

TEAM	G	FIELD GOALS			3-PT. F.G.'S			FREE THROWS			REBOUNDS			MISCELLANEOUS						
		MADE	ATT	PCT	MADE	ATT	PCT	MADE	ATT	PCT	OFF	DEF	TOT	AST	PF	DQ	STL	TO	BLK	PTS
Atl.	82	37.15	86.07	.432	8.28	24.49	.338	16.66	22.07	.755	11.51	34.99	46.50	22.05	18.29	0.06	8.61	16.15	5.01	99.2
Bos.	82	37.50	85.04	.441	7.84	23.30	.336	19.67	26.05	.755	11.37	34.61	45.98	20.91	20.95	0.12	7.59	16.44	5.49	102.5
Bkn.	82	40.79	85.17	.479	9.45	25.61	.369	14.96	19.61	.763	10.24	33.16	43.40	24.46	18.41	0.05	8.78	14.17	5.24	106.0
Cha.	82	37.78	85.01	.444	8.85	25.37	.349	16.27	21.16	.769	8.85	35.80	44.66	23.18	20.37	0.11	6.74	13.44	5.46	100.7
Chi.	82	39.44	89.43	.441	7.94	22.99	.345	16.30	22.11	.737	11.82	34.12	45.94	22.54	18.72	0.18	7.99	11.88	5.67	103.1
CLEV.	82	36.82	82.15	.448	7.89	22.71	.347	16.80	22.62	.743	9.27	31.76	41.02	21.41	20.61	0.16	7.20	13.32	4.41	98.3
Dall.	82	38.34	85.01	.451	9.06	26.46	.342	16.85	22.84	.738	10.59	35.21	45.79	21.95	21.43	0.11	7.52	13.93	4.43	102.6
Den.	82	38.80	84.20	.461	9.20	24.80	.371	18.18	23.88	.761	9.74	32.93	42.67	23.46	20.88	0.10	8.05	13.68	6.30	105.0
Det.	82	38.80	84.18	.461	7.27	20.48	.355	16.48	21.05	.783	8.84	33.70	42.54	21.54	21.62	0.11	7.11	13.40	4.46	101.4
G.S.	82	38.88	89.39	.435	7.80	23.51	.332	18.57	24.55	.757	11.43	32.46	43.89	22.23	19.84	0.09	8.66	14.45	4.10	104.1
Hou.	82	39.02	85.09	.459	9.71	26.90	.361	18.60	24.61	.756	11.83	32.80	44.63	24.57	22.52	0.13	8.95	16.60	4.93	106.4
Ind.	82	37.38	84.90	.440	8.28	24.82	.334	17.41	23.18	.751	10.70	33.83	44.52	20.82	20.44	0.12	7.73	15.82	4.46	100.5
LA-C	82	36.77	84.71	.434	7.87	23.29	.338	18.82	25.06	.751	11.80	34.89	46.70	21.22	22.46	0.13	7.11	15.37	3.16	100.2
LA-L	82	40.52	85.65	.473	8.54	24.59	.347	17.32	23.68	.731	10.94	35.55	46.49	24.66	19.18	0.06	7.52	12.65	5.59	106.9
Mem.	82	35.94	78.77	.456	9.72	26.65	.365	19.74	25.70	.768	10.12	33.06	43.18	21.85	21.12	0.11	7.02	16.18	5.72	101.3
Miami	82	37.24	84.32	.442	7.38	21.24	.347	16.54	21.48	.770	9.79	31.46	41.26	20.21	19.61	0.12	7.46	12.93	4.11	98.4
Milw.	82	37.77	83.13	.454	9.33	26.48	.352	18.37	23.91	.768	11.49	31.50	42.99	24.55	19.51	0.07	8.28	15.48	5.63	103.2
Minn.	82	39.95	84.90	.471	9.05	25.48	.355	17.00	22.46	.757	10.70	31.20	41.89	22.65	21.56	0.15	7.78	14.88	5.21	106.0
N.O.	82	39.24	83.87	.468	9.20	24.91	.369	18.83	24.05	.783	8.90	35.51	44.41	23.16	19.88	0.07	7.34	13.74	5.16	106.5
N.Y.	82	37.98	85.79	.443	7.63	22.40	.341	17.50	23.22	.754	10.85	33.33	44.18	20.77	18.54	0.07	7.18	11.30	4.18	101.1
OKC.	82	38.41	87.71	.438	8.13	23.77	.342	17.98	23.78	.756	11.26	28.94	40.20	21.55	20.16	0.15	8.77	13.02	4.55	102.9
Orl.	82	38.41	83.54	.460	8.93	24.89	.359	17.93	24.04	.746	10.15	34.15	44.29	23.16	18.26	0.10	7.56	15.12	5.46	103.7
Phil.	82	39.67	85.43	.464	7.78	21.66	.359	20.52	26.11	.786	11.13	36.43	47.56	23.40	19.16	0.11	8.67	15.13	5.68	107.6
Phoe.	82	39.12	83.78	.467	9.39	24.89	.377	19.89	26.55	.749	9.91	33.78	43.70	22.39	21.59	0.04	9.54	14.93	5.48	107.5
Port.	82	38.37	84.70	.453	8.54	23.02	.371	19.05	25.96	.734	10.57	33.12	43.70	21.59	19.48	0.05	7.68	13.27	5.17	104.3
Sac.	82	40.57	87.73	.462	10.23	27.96	.366	17.68	23.20	.762	11.29	33.72	45.01	24.22	21.95	0.12	8.80	15.95	5.33	109.1
S.A.	82	35.71	81.82	.436	6.60	19.93	.331	14.89	19.65	.758	9.11	31.41	40.52	20.82	19.48	0.04	7.22	14.80	3.87	92.9
Tor.	82	36.48	82.10	.444	8.74	23.43	.373	16.51	22.06	.748	9.54	31.23	40.77	21.72	21.96	0.12	6.51	13.34	5.39	98.2
Utah	82	35.61	79.87	.446	7.91	22.18	.357	16.76	22.46	.746	9.32	30.76	40.07	19.12	19.87	0.15	7.95	13.98	4.70	95.9
Wash.	82	38.66	83.76	.462	8.99	24.23	.371	18.27	23.74	.769	9.43	34.85	44.28	22.51	20.13	0.07	8.06	16.16	4.34	104.6
ONE TEAM		38.24	84.57	.452	8.52	24.08	.354	17.68	23.36	.757	10.42	33.34	43.76	22.29	20.27	0.10	7.85	14.38	4.96	102.7
BOTH TEAMS		76.48	169.15	.452	17.03	48.16	.354	35.36	46.72	.757	20.83	66.68	87.52	44.58	40.53	0.20	15.69	28.77	9.91	205.5

NBA LEAGUE RANKINGS

TEAMS' STATISTICS, RANK WITHIN LEAGUE

	ATL	BOS	BKN	CHA	CHI	CLE	DAL	DEN	DET	GS	HOU	IND	LAC	LAL	MEM	MIA	MIL	MIN	NO	NY	OKC	ORL	PHI	PHO	POR	SAC	SA	TOR	UTA	WAS
Points/game	12	5	26	11	21	8	16	20	19	1	4	17	7	30	24	23	25	15	13	27	2	18	29	22	6	3	10	14	28	9
FG pct.	11	24	13	27	22	10	20	21	25	1	14	17	6	30	23	4	5	7	19	26	3	12	29	28	16	8	2	15	18	9
FT pct.	8	6	18	5	7	21	3	14	30	16	27	15	29	11	9	23	22	4	13	1	10	17	28	20	19	26	2	12	24	25
3-pt FG pct.	15	28	13	8	3	7	23	26	22	1	19	14	6	30	29	27	21	25	9	20	18	16	24	17	4	10	2	5	12	11
Off. Reb./gm	30	3	14	28	9	12	26	6	2	21	7	17	29	11	8	22	15	20	23	16	1	18	24	5	4	13	25	19	10	27
Def. Reb./gm	13	15t	25	4	3	11t	9	19	11t	1	27	10	17	24	30	6	29	28	20	7	2	21	26	15t	8	14	5	18	23	22
Rebounds/game	24	6	23	14	3	9	19	8	2	4	20	12	25	21	28	13	27	29	22	10	1	17	30	7	5	11	15	16	18	26
Assists/game	2	6	15	19	12	13	18	14	27	1	16	22	11	30	25	23	9	8	17	26	10	7	20	24	21	4	3	29	28	5
Steals/game	3	2	19	22	29	28	26	20	24	9	1	4	7	23	6	27	13	14	16	30	21	12	10	17	25	5	11	15	18	8
Turnovers/gm	22	12	19	1	13	10	2	18	9	24	27	20	3	11	6	14t	25	23	8	7	26	14t	29	30	17	28	4	5	21	16
Blocks/gm	5	22	25	12	8	27	29	16	30	2	13	17	10	24	21	1	7	19	23	9	4	15	3	28	18	20	6	11	14	26
Pers.Fouls/gm	7	29	2	3	5	14	8	23	6	19t	28	11	24	13	27	4	17	18	22	10	16	19t	25	30	26	15	1	9	12	21
DQ/game	15t	29t	11t	20t	8t	2t	2t	15t	6t	18t	24t	11t	6t	20t	2t	2t	23	11t	8t	27t	11t	27t	20t	29t	24t	24t	1	8t	18t	15t

OPPONENTS' STATISTICS, RANK WITHIN LEAGUE

	ATL	BOS	BKN	CHA	CHI	CLE	DAL	DEN	DET	GS	HOU	IND	LAC	LAL	MEM	MIA	MIL	MIN	NO	NY	OKC	ORL	PHI	PHO	POR	SAC	SA	TOR	UTA	WAS
Points/game	6	13	24	9	16	4	14	22	12	19	25	8	7	27	11	5	17	23	26	10	15	18	29	28	20	30	1	3	2	21
FG pct.	1	7	30	12	8	14	15	21	22	3	19	6	2	29	18	9	17	28	27	10	5	20	25	26	16	24	4	11	13	23
FT pct.	13	14	22	25	3	5	4	20	28	17	15	11	10	1	24	27	23	18	29	12	16	6	30	9	2	21	19	8	7	26
3-pt FG pct.	6	4	24	14	10	13	9	26	16	2	21	3	5	11	22	12	15	17	25	7	8	19	20	30	27	23	1	29	18	28
Off. Reb./gm	27	24	14	2	29	5	16	9	1	25	30	17t	28	20	12	10	26	17t	3	19	22	13	21	11	15	23	4	8	6	7
Def. Reb./gm	25	22	14	29	20	8	26	11	16	9	10	19	24	28	12	6	7	3	27	15	1	21	30	18	13	17	5	4	2	23
Rebounds/game	28	26	12	22	25	5	24	9	8	15	21	20	29	27	11	6	10	7	19	16	2	18	30	13t	13t	23	3	4	1	17
Assists/game	15	6	27	23	19	8	14	25	9	16	29	4t	7	30	13	2	28	20	21t	3	10	21t	24	17	11	26	4t	12	1	18
Steals/game	23	14	27	2	19	7	11t	20	4t	24	29	16	4t	11t	3	10	22	17	9	6	26	13	25	30	15	28	8	1	18	21
Turnovers/gm	5	2	16	21	29	24	18	20	22	15	1	7	9	28	3	27	8	13	19	30	26	11	10	12	25	6	14	23	17	4
Blocks/gm	14	24	18	21t	27	7	8	30	9t	3	13	9t	1	25	29	4	26	17	15	5	11	21t	28	23	16	19	2	20	12	6
Pers.Fouls/gm	29	10	28	14	26	12	8	11	5	19	1	13	2	24	9	20	21	7	17	27	15	30	25	6	22t	4	22t	3	18	16
DQ/game	25t	8t	27t	13t	1	2	13t	18t	13t	20	6t	8t	6t	25t	13t	8t	21t	3t	21t	21t	3t	18t	13t	29t	27t	8t	29t	8t	3t	21t

COMBINATION TEAM/OPPONENT STATISTICS, RANK WITHIN LEAGUE

Pts/game/diff.	7	8	28	9	18	4	16	23	14	1	15	11	6	29	20	12	26	24	25	22	3	19	30	27	13	21	2	5	10	17
Off. Reb. Pct.	30	10	15	29	13	9	25	5	2	19	6	20	28	21	8	17	11	14	24	18	1	22	26	7	3	16	23	12	4	27
Def. Reb. Pct.	25	26	19	1	21	5	14	10	2	15	30	16	28	24	20	6	29	23	4	18	17	12	27	11	13	22	3	8	7	9
Total Reb. Pct.	30	15	14	13	20	3	27	5	2	18	23	19	29	26	11	10	25	21	12	17	1	16	28	6	9	22	8	7	4	24

NBA TEAM COMPARISON

TEAM	POINTS PER GAME		FIELD GOAL PERCENTAGE		TURNOVERS PER GAME		REBOUND PERCENTAGES			BELOW 100 PTS.		OVERTIME GAMES		DECIDED 3 PTS. OR LESS		DECIDED 10 PTS. OR MORE	
	OWN	OPP.	OWN	OPP.	OWN	OPP.	OFF.	DEF.	TOT.	OWN	OPP.	W	L	W	L	W	L
Atlanta	102.8	99.2	.458	.432*	15.0	16.1	.191	.746	.469	34	42	0	5	5	7	29	17
Boston	105.7	102.5	.439	.441	13.7	16.4	.251	.746	.498	22	36	1	2	5	7	26	13
Brooklyn	98.6	106.0	.453	.479	14.8	14.2	.241	.757	.499	44	16	1	2	7	4	6	34
Charlotte	103.4	100.7	.439	.444	12.5*	13.4	.200	.798*	.499	34	41	5	0	6	5	25	17
Chicago	101.6	103.1	.441	.441	13.9	11.9	.245	.749	.497	36	28	2	4	10	4	14	19
CLEVELAND	104.3	98.3	.460	.448	13.6	13.3	.251	.785	.518	28	41	3	3	4	7	32	8
Dallas	102.3	102.6	.444	.451	12.8	13.9	.206	.762	.484	37	35	8	4	6	11	19	18
Denver	101.9	105.0	.442	.461	14.7	13.7	.258	.773	.516	28	27	2	4	10	5	11	21
Detroit	102.0	101.4	.439	.461	13.5	13.4	.270	.793	.531	37	38	4	1	6	5	21	20
Golden State	114.9*	104.1	.487*	.435	15.2	14.5	.235	.760	.497	7	28	6	1	7	2	44	5
Houston	106.5	106.4	.452	.459	15.9	16.6*	.257	.728	.493	19	20	4	2	5	8	14	18
Indiana	102.2	100.5	.450	.440	14.9	15.8	.234	.760	.497	35	38	1	7	9	9	21	13
L.A. Clippers	104.5	100.2	.465	.434	13.0	15.4	.201	.738	.470	24	43	5	1	8	4	28	15
L.A. Lakers	97.3	106.9	.414	.473	13.7	12.6	.231	.747	.489	48	19	1	1	2	7	4	44
Memphis	99.1	101.3	.440	.456	13.3	16.2	.253	.751	.502	38	39	3	3	8	3	15	23
Miami	100.0	98.4	.470	.442	14.1	12.9	.238	.778	.508	39	48	3	3	7	5	24	20
Milwaukee	99.0	103.2	.467	.454	15.2	15.5	.249	.731	.490	46	27	4	0	6	4	12	27
Minnesota	102.4	106.0	.464	.471	15.0	14.9	.243	.747	.495	33	23	4	3	7	7	9	23
New Orleans	102.7	106.5	.448	.468	13.4	13.7	.212	.788	.500	37	22	1	3	5	5	11	23
New York	98.4	101.1	.439	.443	13.4	11.3	.237	.758	.498	48	40	2	2	4	7	14	23
Oklahoma City	110.2	102.9	.476	.438	15.9	13.0	.311*	.760	.535*	16	34	3	2	8	6	33	5
Orlando	102.1	103.7	.455	.460	14.1	15.1	.231	.765	.498	30	31	3	5	6	10	12	20
Philadelphia	97.4	107.6	.431	.464	16.4	15.1	.206	.740	.473	46	22	0	4	0	6	5	41
Phoenix	100.9	107.5	.435	.467	17.2	14.9	.254	.771	.512	40	15	0	1	4	5	10	32
Portland	105.1	104.3	.450	.453	14.6	13.3	.259	.762	.511	23	27	2	3	2	7	23	21
Sacramento	106.6	109.1	.464	.462	16.2	16.0	.239	.749	.494	24	15	0	3	8	4	11	19
San Antonio	103.5	92.9*	.484	.436	13.1	14.8	.230	.791	.511	30	62	1	0	4	4	44	6
Toronto	102.7	98.2	.451	.444	13.1	13.3	.246	.777	.512	25	50	3	1	6	6	28	10
Utah	97.7	95.9	.449	.446	14.9	14.0	.259	.777	.518	53	50	5	5	6	8	23	13
Washington	104.1	104.6	.460	.462	14.5	16.2	.206	.777	.491	28	32	0	2	7	6	22	22

COMPOSITE; 2460 games 102.7 .452 14.4 .238 .762 989 989 77 178 590

* - League Leader

REBOUND PERCENTAGES

OFF. - Percentage of a given team's missed shots which that team rebounds.

DEF. - Percentage of opponents' missed shots which a given team rebounds.

TOT. - Average of offensive and defensive rebound percentages.

NBA INDIVIDUAL LEAGUE LEADERS

SCORING AVERAGE	G	FG	FT	PTS	AVG
Curry, G.S.	79	805	363	2375	30.1
Harden, Hou.	82	710	720	2376	29.0
Durant, OKC.	72	698	447	2029	28.2
Cousins, Sac.	65	601	476	1748	26.9
JAMES, CLE.	76	737	359	1920	25.3
Lillard, Por.	75	618	414	1879	25.1
Davis, N.O.	61	560	326	1481	24.3
Westbrook, OKC.	80	656	465	1878	23.5
DeRozan, Tor.	78	614	555	1830	23.5
George, Ind.	81	605	454	1874	23.1
Thomas, Bos.	82	591	474	1823	22.2
K. Thompson, G.S.	80	651	193	1771	22.1
Anthony, N.Y.	72	567	334	1573	21.8
Lowry, Tor.	77	512	398	1634	21.2
Leonard, S.A.	72	551	292	1523	21.2
Butler, Chi.	67	470	395	1399	20.9
Walker, Cha.	81	568	371	1689	20.9
McCollum, Por.	80	641	187	1666	20.8
Wiggins, Min.	81	594	430	1675	20.7
Lopez, Bkn.	73	591	317	1501	20.6
Wall, Was.	77	572	272	1531	19.9
Hayward, Utah	80	521	393	1578	19.7
Paul, LA-C	74	515	294	1446	19.5
Wade, Mia.	74	540	322	1409	19.0
Jackson, Det.	79	540	291	1489	18.8
Towns, Min.	82	625	223	1503	18.3
Nowitzki, Dal.	75	498	250	1372	18.3
Vucevic, Orl.	65	533	113	1181	18.2
Middleton, Mil.	79	507	277	1434	18.2
Aldridge, S.A.	74	536	259	1331	18.0
Bryant, LA-L	66	398	232	1161	17.6
Gay, Sac.	70	466	198	1204	17.2
Millsap, Atl.	81	501	309	1385	17.1
Anderson, N.O.	66	397	199	1124	17.0
Antetokounmpo, Mil.	80	513	296	1350	16.9
Holiday, N.O.	65	410	182	1089	16.8
Gasol, Chi.	72	467	229	1187	16.5
Favors, Utah	62	418	180	1016	16.4
Rose, Chi.	66	447	142	1080	16.4
Redick, LA-C	75	422	182	1226	16.3

REBOUNDS PER GAME	G	OFF	DEF	TOT	AVG
Drummond, Det.	81	395	803	1198	14.8
Jordan, LA-C	77	267	792	1059	13.8
Whiteside, Mia.	73	238	627	865	11.8
Howard, Hou.	71	238	597	835	11.8
Cousins, Sac.	65	158	589	747	11.5
Gasol, Chi.	72	155	638	793	11.0
Gobert, Utah	61	208	460	668	11.0
Towns, Min.	82	228	629	857	10.5
Davis, N.O.	61	130	497	627	10.3
Randle, LA-L	81	172	657	829	10.2
LOVE, CLE.	77	149	613	762	9.9
Gortat, Was.	75	222	519	741	9.9
Green, G.S.	81	134	635	769	9.5
Pachulia, Dal.	76	249	469	718	9.4
Valanciunas, Tor.	60	184	363	547	9.1
Young, Bkn.	73	176	484	660	9.0
Millsap, Atl.	81	198	534	732	9.0
THOMPSON, CLE.	82	268	470	738	9.0
Vucevic, Orl.	65	174	402	576	8.9
Monroe, Mil.	79	218	478	696	8.8
Chandler, Pho.	66	175	401	576	8.7
Faried, Den.	67	235	346	581	8.7
Aldridge, S.A.	74	176	456	632	8.5
Sullinger, Bos.	81	194	479	673	8.3
Durant, OKC.	72	45	544	589	8.2
Favors, Utah	62	169	334	503	8.1
Kanter, OKC.	82	249	415	664	8.1
Noel, Phi.	67	154	388	542	8.1
Biyombo, Tor.	82	182	473	655	8.0
Lopez, Bkn.	73	204	369	573	7.8
Westbrook, OKC.	80	145	481	626	7.8
Randolph, Mem.	68	179	350	529	7.8
Anthony, N.Y.	72	98	458	556	7.7
Plumlee, Por.	82	201	427	628	7.7
Antetokounmpo, Mil.	80	113	499	612	7.7
Len, Pho.	78	178	416	594	7.6
JAMES, CLE.	76	111	454	565	7.4
Davis, Por.	81	224	375	599	7.4
Lopez, N.Y.	82	268	334	602	7.3
Duncan, S.A.	61	115	332	447	7.3

ASSISTS PER GAME	G	AST	AVG
Rondo, Sac.	72	839	11.7
Westbrook, OKC.	80	834	10.4
Wall, Was.	77	789	10.2
Paul, LA-C	74	738	10.0
Rubio, Min.	76	657	8.6
Harden, Hou.	82	612	7.5
Green, G.S.	81	598	7.4
Lillard, Por.	75	512	6.8
JAMES, CLE.	76	514	6.8
Curry, G.S.	79	527	6.7
Smith, N.O.-Phi.	77	502	6.5
Lowry, Tor.	77	494	6.4
Payton, Orl.	73	467	6.4
Jackson, Det.	79	492	6.2
Thomas, Bos.	82	509	6.2
Holiday, N.O.	65	391	6.0
Teague, Atl.	79	470	5.9
Dragic, Mia.	72	419	5.8
Williams, Dal.	65	378	5.8
Batum, Cha.	70	403	5.8
Mudiay, Den.	68	372	5.5
Parker, S.A.	72	379	5.3
Walker, Cha.	81	421	5.2
Durant, OKC.	72	361	5.0
Butler, Chi.	67	321	4.8
Ellis, Ind.	81	383	4.7
Rose, Chi.	66	311	4.7
Wade, Mia.	74	344	4.6
McConnell, Phi.	81	367	4.5
DELLAVEDOVA, CLE.	76	337	4.4
Turner, Bos.	81	359	4.4
Sloan, Bkn.	61	268	4.4
Larkin, Bkn.	78	342	4.4
Schroder, Atl.	80	349	4.4
Antetokounmpo, Mil.	80	345	4.3
Collison, Sac.	74	318	4.3
McCollum, Por.	80	341	4.3
Middleton, Mil.	79	331	4.2
Anthony, N.Y.	72	299	4.2
Calderon, N.Y.	72	298	4.1

FIELD GOAL PCT.	FG	FGA	PCT
Jordan, LA-C	357	508	.703
Howard, Hou.	372	600	.620
Whiteside, Mia.	413	682	.606
Kanter, OKC.	414	719	.576
Gortat, Was.	433	764	.567
Valanciunas, Tor.	303	536	.565
Faried, Den.	349	626	.558
Towns, Min.	625	1153	.542
Lopez, N.Y.	357	662	.539
Dieng, Min.	308	579	.532
Monroe, Mil.	491	941	.522
Noel, Phi.	306	587	.521
Drummond, Det.	552	1060	.521
JAMES, CLE.	737	1416	.520
Favors, Utah	418	811	.515
Young, Bkn.	495	963	.514
Aldridge, S.A.	536	1045	.513
Jokic, Den.	307	600	.512
Lopez, Bkn.	591	1157	.511
Vucevic, Orl.	533	1046	.510
Okafor, Phi.	397	781	.508
Antetokounmpo, Mil.	513	1013	.506
Leonard, S.A.	551	1090	.506
Durant, OKC.	698	1381	.505
Horford, Atl.	529	1048	.505
Curry, G.S.	805	1598	.504
Griffin, LA-C	301	603	.499
Davis, N.O.	560	1136	.493
Parker, S.A.	350	710	.493
Parker, Mil.	443	899	.493
Parsons, Dal.	320	651	.492
Green, G.S.	401	819	.490
Collison, Sac.	377	776	.486
Redick, LA-C	422	880	.480
Ibaka, OKC.	416	869	.479
Dragic, Mia.	417	875	.477
Randolph, Mem.	431	907	.475
Porter, Was.	339	717	.473
Millsap, Atl.	501	1066	.470
K. Thompson, G.S.	651	1386	.470

3-PT FIELD GOAL PCT.	3FG	3GA	PCT
Redick, LA-C	200	421	.475
Curry, G.S.	402	886	.454
Leonard, S.A.	129	291	.443
Bayless, Mil.	101	231	.437
McDermott, Chi.	110	259	.425
K. Thompson, G.S.	276	650	.425
Dudley, Was.	100	238	.420
McCollum, Por.	197	472	.417
Parsons, Dal.	104	251	.414
Calderon, N.Y.	84	203	.414
DELLAVEDOVA, CLE.	98	239	.410
Casspi, Sac.	112	274	.409
G. Hill, Ind.	128	314	.408
Olynyk, Bos.	85	210	.405
M. Williams, Cha.	152	378	.402
Collison, Sac.	87	217	.401
Beverley, Hou.	124	310	.400
Fournier, Orl.	156	390	.400
SMITH, CLE.	204	510	.400
Teague, Atl.	110	275	.400
Korver, Atl.	158	396	.399
Middleton, Mil.	143	361	.396
Crabbe, Por.	112	284	.394
Teletovic, Pho.	181	460	.393
Mirotic, Chi.	135	346	.390
LaVine, Min.	123	316	.389
Green, G.S.	100	258	.388
Lowry, Tor.	212	547	.388
Beal, Was.	105	271	.387
FRYE, ORL.-CLE.	91	235	.387
Ross, Tor.	131	339	.386
Durant, OKC.	186	482	.386
Barea, Dal.	100	260	.385
Mills, S.A.	123	320	.384
Gordon, N.O.	113	294	.384
J. Johnson, Bkn.-Mia	120	313	.383
Barnes, G.S.	82	214	.383
Afflalo, N.Y.	91	238	.382
Bogdanovic, Bkn.	129	338	.382
H. Thompson, Phi.	149	392	.380

FREE THROW PCT.	FT	FTA	PCT
Curry, G.S.	363	400	.908
Crawford, LA-C	245	271	.904
Durant, OKC.	447	498	.898
Paul, LA-C	294	328	.896
Nowitzki, Dal.	250	280	.893
Lillard, Por.	414	464	.892
Martin, Min.-S.A.	153	172	.890
Middleton, Mil.	277	312	.888
Redick, LA-C	182	205	.888
IRVING, CLE.	169	191	.885
Leonard, S.A.	292	334	.874
K. Thompson, G.S.	193	221	.873
Anderson, N.O.	199	228	.873
Thomas, Bos.	474	544	.871
Williams, Dal.	179	206	.869
Gallinari, Den.	375	432	.868
Jackson, Det.	291	337	.864
Matthews, Dal.	126	146	.863
Harden, Hou.	720	837	.860
Hood, Utah	172	200	.860
George, Ind.	454	528	.860
Collison, Sac.	194	226	.858
Aldridge, S.A.	259	302	.858
Knight, Pho.	156	183	.852
DeRozan, Tor.	555	653	.850
Batum, Cha.	163	192	.849
Rubio, Min.	266	314	.847
Walker, Cha.	371	438	.847
Felton, Dal.	149	176	.847
Bass, LA-L	125	148	.845
Holiday, N.O.	182	216	.843
Booker, Pho.	215	256	.840
Porzingis, N.Y.	201	240	.838
Teague, Atl.	261	312	.837
Fournier, Orl.	199	238	.836
Conley, Mem.	191	229	.834
Canaan, Phi.	150	180	.833
Chalmers, Mia.-Mem.	218	262	.832
Butler, Chi.	395	475	.832
Harris, Orl.-Det.	202	243	.831

NBA INDIVIDUAL LEAGUE LEADERS (CONT.)

STEALS PER GAME	G	STL	AVG	BLOCKS PER GAME	G	BLK	AVG	MINUTES PER GAME	G	MIN	AVG
Curry, G.S.	79	169	2.14	Whiteside, Mia.	73	269	3.68	Harden, Hou.	82	3125	38.1
Rubio, Min.	76	162	2.13	Jordan, LA-C	77	177	2.30	Lowry, Tor.	77	2851	37.0
Paul, LA-C	74	152	2.05	Gobert, Utah	61	135	2.21	Butler, Chi.	67	2474	36.9
Lowry, Tor.	77	158	2.05	Davis, N.O.	61	125	2.05	Caldwell-Pope, Det.	76	2789	36.7
Westbrook, OKC.	80	163	2.04	Gasol, Chi.	72	146	2.03	Hayward, Utah	80	2893	36.2
Ariza, Hou.	81	160	1.98	Ibaka, OKC.	78	148	1.90	Wall, Was.	77	2784	36.2
Rondo, Sac.	72	141	1.96	Porzingis, N.Y.	72	134	1.86	Middleton, Mil.	79	2852	36.1
Wall, Was.	77	145	1.88	Millsap, Atl.	81	139	1.72	DeRozan, Tor.	78	2804	35.9
George, Ind.	81	152	1.88	Lopez, Bkn.	73	124	1.70	Durant, OKC.	72	2578	35.8
Ellis, Ind.	81	150	1.85	Towns, Min.	82	138	1.68	Morris, Det.	80	2856	35.7
Millsap, Atl.	81	147	1.81	Grant, Phi.	77	127	1.65	Lillard, Por.	75	2676	35.7
Leonard, S.A.	72	128	1.78	Bogut, G.S.	70	114	1.63	JAMES, CLE.	76	2709	35.6
Noel, Phi.	67	118	1.76	Biyombo, Tor.	82	133	1.62	Walker, Cha.	81	2885	35.6
Crowder, Bos.	73	126	1.73	Howard, Hou.	71	113	1.59	Davis, N.O.	61	2164	35.5
Allen, Mem.	64	110	1.72	Lopez, N.Y.	82	129	1.57	Ariza, Hou.	81	2859	35.3
Harden, Hou.	82	139	1.70	Noel, Phi.	67	100	1.49	Antetokounmpo, Mil.	80	2823	35.3
Middleton, Mil.	79	131	1.66	Horford, Atl.	82	121	1.48	Rondo, Sac.	72	2537	35.2
Butler, Chi.	67	110	1.64	Favors, Utah	62	91	1.47	Anthony, N.Y.	72	2530	35.1
Oladipo, Orl.	72	116	1.61	Turner, Ind.	60	86	1.43	Wiggins, Min.	81	2845	35.1
Covington, Phi.	67	105	1.57	Cousins, Sac.	65	92	1.42	Batum, Cha.	70	2448	35.0
Walker, Cha.	81	126	1.56	Antetokounmpo, Mil.	80	113	1.41	George, Ind.	81	2819	34.8
Cousins, Sac.	65	101	1.55	Green, G.S.	81	113	1.40	McCollum, Por.	80	2780	34.7
Bradley, Bos.	76	117	1.54	Drummond, Det.	81	112	1.38	Green, G.S.	81	2808	34.7
Young, Bkn.	73	112	1.53	Hibbert, LA-L	81	110	1.36	Cousins, Sac.	65	2246	34.6
Smart, Bos.	61	91	1.49	Valanciunas, Tor.	60	80	1.33	Westbrook, OKC.	80	2750	34.4
Drummond, Det.	81	119	1.47	Gortat, Was.	75	96	1.28	Curry, G.S.	79	2700	34.2
Green, G.S.	81	119	1.47	Duncan, S.A.	61	78	1.28	G. Hill, Ind.	74	2524	34.1
Caldwell-Pope, Det.	76	110	1.45	Capela, Hou.	77	92	1.19	Gay, Sac.	70	2379	34.0
Chalmers, Mia.-Mem.	61	88	1.44	Durant, OKC.	72	85	1.18	Matthews, Dal.	78	2644	33.9
Gay, Sac.	70	100	1.43	Dieng, Min.	82	96	1.17	Ellis, Ind.	81	2734	33.8
Porter, Was.	75	105	1.40	Aldrich, LA-C	60	68	1.13	Jordan, LA-C	77	2598	33.7
JAMES, CLE.	76	104	1.37	Adams, OKC.	80	89	1.11	Lopez, Bkn.	73	2457	33.7
Holiday, N.O.	65	88	1.35	Aldridge, S.A.	74	81	1.09	Afflalo, N.Y.	71	2371	33.4
Beverley, Hou.	71	94	1.32	Vucevic, Orl.	65	70	1.08	J. Johnson, Bkn.-Mia.	81	2703	33.4
Bazemore, Atl.	75	98	1.31	Mahinmi, Ind.	71	75	1.06	Bradley, Bos.	76	2536	33.4
Tucker, Pho.	82	106	1.29	Gibson, Chi.	73	77	1.05	K. Thompson, G.S.	80	2666	33.3
Davis, N.O.	61	78	1.28	Johnson, Bos.	79	83	1.05	Harris, Orl.-Det.	76	2513	33.1
Harris, Den.	76	97	1.28	Plumlee, Por.	82	85	1.04	Leonard, S.A.	72	2380	33.0
Teague, Atl.	79	97	1.23	Cauley-Stein, Sac.	66	66	1.00	Oladipo, Orl.	72	2379	33.0
Payton, Orl.	73	89	1.22	Leonard, S.A.	72	71	0.99	Young, Bkn.	73	2407	33.0

NBA ROOKIE LEAGUE LEADERS

SCORING AVERAGE	G	FG	FT	PTS	AVG	REBOUNDS PER GAME	G	OFF	DEF	TOT	AVG	ASSISTS PER GAME	G	AST	AVG
Towns, Min.	82	625	223	1503	18.3	Towns, Min.	82	228	629	857	10.5	Mudiay, Den.	68	372	5.5
Porzingis, N.Y.	72	373	201	1028	14.3	Porzingis, N.Y.	72	132	394	526	7.3	McConnell, Phi.	81	367	4.5
Booker, Pho.	76	367	215	1048	13.8	Jokic, Den.	80	181	379	560	7.0	Russell, LA-L	80	266	3.3
Russell, LA-L	80	392	140	1054	13.2	Turner, Ind.	60	68	264	332	5.5	Booker, Pho.	76	200	2.6
Mudiay, Den.	68	329	140	872	12.8	Portis, Chi.	62	123	214	337	5.4	Jokic, Den.	80	189	2.4
Turner, Ind.	60	264	88	619	10.3	Cauley-Stein, Sac.	66	134	218	352	5.3	Grant, N.Y.	76	177	2.3
Jokic, Den.	80	307	154	796	10.0	Winslow, Mia.	78	81	322	403	5.2	Neto, Utah	81	174	2.1
Johnson, Det.	73	225	80	593	8.1	Nance, LA-L	63	101	211	312	5.0	Towns, Min.	82	161	2.0
Kaminsky, Cha.	81	215	108	606	7.5	Johnson, Det.	73	58	248	306	4.2	Johnson, Det.	73	118	1.6
Portis, Chi.	62	186	48	436	7.0	Kaminsky, Cha.	81	69	266	335	4.1	Winslow, Mia.	78	118	1.5
Cauley-Stein, Sac.	66	191	81	463	7.0	Lyles, Utah	80	59	240	299	3.7	Bjelica, Min.	60	83	1.4
Winslow, Mia.	78	195	80	502	6.4	Bjelica, Min.	60	49	161	210	3.5	Hezonja, Orl.	79	109	1.4
Lyles, Utah	80	191	57	488	6.1	Russell, LA-L	80	47	227	274	3.4	Porzingis, N.Y.	72	94	1.3
McConnell, Phi.	81	218	26	493	6.1	Mudiay, Den.	68	32	200	232	3.4	Kaminsky, Cha.	81	98	1.2
Hezonja, Orl.	79	181	49	478	6.1	McConnell, Phi.	81	43	207	250	3.1	Portis, Chi.	62	52	0.8
Neto, Utah	81	180	52	476	5.9	Booker, Pho.	76	27	160	187	2.5	Lyles, Utah	80	59	0.7
Grant, N.Y.	76	154	96	426	5.6	Hezonja, Orl.	79	28	148	176	2.2	Nance, LA-L	63	44	0.7
Nance, LA-L	63	158	32	349	5.5	Oubre, Was.	63	25	108	133	2.1	Turner, Ind.	60	41	0.7
Bjelica, Min.	60	110	40	308	5.1	Grant, N.Y.	76	23	120	143	1.9	Cauley-Stein, Sac.	66	37	0.6
Oubre, Was.	63	90	31	236	3.7	Neto, Utah	81	17	103	120	1.5	Vaughn, Mil.	70	39	0.6

FIELD GOAL PCT.	FG	FGA	PCT	3-PT FIELD GOAL PCT.	3FG	3GA	PCT	FREE THROW PCT.	FT	FTA	PCT
Towns, Min.	625	1153	.542	Russell, LA-L	130	370	.351	Booker, Pho.	215	256	.840
Jokic, Den.	307	600	.512	Booker, Pho.	99	289	.343	Porzingis, N.Y.	201	240	.838
Okafor, Phi.	397	781	.508					Towns, Min.	223	275	.811
Booker, Pho.	367	867	.423					Jokic, Den.	154	190	.811
Porzingis, N.Y.	373	886	.421					Russell, LA-L	140	190	.737
Russell, LA-L	392	956	.410					Okafor, Phi.	133	194	.686
Mudiay, Den.	329	905	.364					Mudiay, Den.	140	209	.670

STEALS PER GAME	G	STL	AVG	BLOCKS PER GAME	G	BLK	AVG	MINUTES PER GAME	G	MIN	AVG
McConnell, Phi.	81	95	1.17	Porzingis, N.Y.	72	134	1.86	Towns, Min.	82	2627	32.0
Russell, LA-L	80	93	1.16	Towns, Min.	82	138	1.68	Mudiay, Den.	68	2068	30.4
Jokic, Den.	80	79	0.99	Turner, Ind.	60	86	1.43	Winslow, Mia.	78	2232	28.6
Mudiay, Den.	68	65	0.96	Cauley-Stein, Sac.	66	66	1.00	Porzingis, N.Y.	72	2047	28.4
Winslow, Mia.	78	68	0.87	Jokic, Den.	80	50	0.63	Russell, LA-L	80	2259	28.2
Nance, LA-L	63	54	0.86	Kaminsky, Cha.	81	43	0.53	Booker, Pho.	76	2108	27.7
Neto, Utah	81	62	0.77	Mudiay, Den.	68	35	0.51	Johnson, Det.	73	1687	23.1
Johnson, Det.	73	55	0.75	Nance, LA-L	63	23	0.37	Turner, Ind.	60	1367	22.8
Porzingis, N.Y.	72	53	0.74	Portis, Chi.	62	22	0.35	Jokic, Den.	80	1733	21.7
Cauley-Stein, Sac.	66	48	0.73	Bjelica, Min.	60	21	0.35	Cauley-Stein, Sac.	66	1412	21.4

NBA HIGHS AND LOWS

SINGLE-GAME HIGHS / PLAYERS

Minutes -- 57, Morris, DET at CHI, 12/18 (4 OT)
Minutes -- 48, (3 times, most recently) Frazier, POR at ATL, 12/21
Field Goals -- 24, Davis, NO at DET, 2/21
FG Attempts -- 50, Bryant, LAL vs. UTA, 4/13
3-Pt. Field Goals -- 12, Curry, GS at OKC, 2/27 (OT)
3-Pt. Field Goals -- 11, Curry, GS at WAS, 2/3
3-Pt. FG Attempts -- 21, Bryant, LAL vs. UTA, 4/13
Free Throws -- 24, DeRozan, TOR vs. POR, 3/4
FT Attempts -- 36, Drummond, DET at HOU, 1/20
Off. Rebounds -- 13, Chandler, PHO vs. ATL, 1/23
Off. Rebounds -- 13, Stephenson, MEM at HOU, 3/14
Def. Rebounds -- 19, Drummond, DET vs. MIL, 12/4
Def. Rebounds -- 19, Cousins, SAC vs. DEN, 2/19
Rebounds -- 29, Drummond, DET vs. IND, 11/3
Assists -- 20, Rondo, SAC at CHA, 11/23 (OT)
Assists -- 20, Rondo, SAC vs. CHA, 1/25 (2 OT)
Assists -- 19, (5 times, most recently) Westbrook, OKC vs. LAC, 3/9
Steals -- 8, (4 times, most recently) Harden, HOU vs. UTA, 3/23
Turnovers -- 11, Mudiay, DEN at HOU, 10/28
Turnovers -- 11, Westbrook, OKC vs. DET, 11/27
Blocks -- 11, Whiteside, MIA at DEN, 1/15
Points -- 60, Bryant, LAL vs. UTA, 4/13

SINGLE-GAME HIGHS AND LOWS / TEAMS

Field Goals -- 56, Detroit, at CHI, 12/18 (4 OT)
Field Goals -- 56, Orlando, vs. BKN, 3/29
Field Goals -- 56, Minnesota, vs. NO, 4/13
Fewest Field Goals -- 19, Philadelphia, vs. UTA, 10/30
FG Attempts -- 124, Detroit, at CHI, 12/18 (4 OT)
FG Attempts -- 107, Sacramento, vs. OKC, 2/29
FG Attempts -- 107, Boston, vs. POR, 3/2
Fewest FG Attempts -- 60, Dallas, vs. MEM, 4/8
Field Goal Pct. -- .684, Minnesota, vs. BKN, 3/5
Lowest Field Goal Pct. -- .271, Memphis, at GS, 11/2
3-Pt. Field Goals -- 22, L.A. Clippers, vs. HOU, 1/18 (OT)
3-Pt. Field Goals -- 22, Golden State, at PHO, 11/27
3-Pt. Field Goals -- 22, Golden State, at DAL, 3/18
3-Pt. FG Attempts -- 47, Golden State, vs. MEM, 4/13
3-Pt. FG Pct. -- .731, Indiana, at WAS, 11/24
Free Throws -- 43, Minnesota, vs. TOR, 2/10
Free Throws -- 43, Toronto, vs. POR, 3/4
Fewest Free Throws -- 1, Golden State, at PHI, 1/30
FT Attempts -- 59, Detroit, at HOU, 1/20
Fewest FT Attempts -- 2, Golden State, at PHI, 1/30
Free Throw Pct. -- 1.000, Minnesota, at WAS, 3/25 (2 OT)
Free Throw Pct. -- 1.000, (19 times, most recently) Chicago, vs. BKN, 3/17
Lowest Free Throw Pct. -- .313, Brooklyn, vs. WAS, 12/26
Off. Rebounds -- 28, Memphis, at HOU, 3/14
Fewest Off. Rebounds -- 1, Miami, vs. SA, 2/9
Def. Rebounds -- 55, Golden State, vs. MEM, 11/2
Def. Rebounds -- 55, Charlotte, at PHI, 3/29
Fewest Def. Rebounds -- 16, Milwaukee, at CLE, 11/19
Rebounds -- 67, Golden State, at BOS, 12/11 (2 OT)
Rebounds -- 67, Miami, vs. WAS, 2/20
Fewest Rebounds -- 22, Milwaukee, at CLE, 11/19
Assists -- 41, Minnesota, vs. NO, 4/13
Fewest Assists -- 9, (4 times, most recently) Milwaukee, at UTA, 2/5
Personal Fouls -- 41, Houston, vs. DET, 1/20
Fewest Personal Fouls -- 7, Charlotte, at PHI, 3/29
Steals -- 21, New Orleans, vs. IND, 1/8
Turnovers -- 31, Philadelphia, vs. IND, 11/18
Fewest Turnovers -- 4, (6 times, most recently) Dallas, at DEN, 3/28
Blocks -- 17, Milwaukee, vs. MEM, 3/17
Points -- 147, Detroit, at CHI, 12/18 (4 OT)
Points -- 144, Minnesota, vs. NO, 4/13
Fewest Points -- 68, Philadelphia, vs. SA, 12/7

NBA ATTENDANCE

TEAM	HOME ATTENDANCE			ROAD ATTENDANCE		
	G	ATT	AVG	G	ATT	AVG
Atlanta Hawks	41	690,150	16,833	41	722,066	17,611
Boston Celtics	41	749,076	18,270	41	715,023	17,440
Brooklyn Nets	41	620,142	15,125	41	742,352	18,106
Charlotte Hornets	41	716,894	17,485	41	729,157	17,784
Chicago Bulls	41	894,659	21,821	41	744,400	18,156
CLEVELAND CAVALIERS	41	843,042	20,562	41	775,317	18,910
Dallas Mavericks	41	825,901	20,144	41	726,812	17,727
Denver Nuggets	41	577,898	14,095	41	729,120	17,783
Detroit Pistons	41	677,138	16,516	41	730,383	17,814
Golden State Warriors	41	803,436	19,596	41	784,499	19,134
Houston Rockets	41	737,244	17,982	41	727,368	17,741
Indiana Pacers	41	690,733	16,847	41	731,930	17,852
Los Angeles Clippers	41	786,910	19,193	41	729,503	17,793
Los Angeles Lakers	41	778,877	18,997	41	785,143	19,150
Memphis Grizzlies	41	701,894	17,119	41	721,186	17,590
Miami Heat	41	809,350	19,740	41	739,821	18,044
Milwaukee Bucks	41	621,808	15,166	41	722,548	17,623
Minnesota Timberwolves	41	581,178	14,175	41	731,110	17,832
New Orleans Pelicans	41	688,549	16,794	41	731,893	17,851
New York Knickerbockers	41	812,292	19,812	41	756,070	18,441
Oklahoma City Thunder	41	746,323	18,203	41	748,617	18,259
Orlando Magic	41	719,275	17,543	41	704,188	17,175
Philadelphia 76ers	41	610,121	14,881	41	717,170	17,492
Phoenix Suns	41	701,405	17,107	41	709,412	17,303
Portland Trail Blazers	41	794,085	19,368	41	725,852	17,704
Sacramento Kings	41	707,526	17,257	41	711,569	17,355
San Antonio Spurs	41	756,445	18,450	41	735,470	17,938
Toronto Raptors	41	812,863	19,826	41	703,668	17,163
Utah Jazz	41	791,489	19,305	41	712,518	17,378
Washington Wizards	41	725,426	17,693	41	729,274	17,787
National Basketball Association	1230	21,972,129	17,864	1230	21,973,439	17,865
TOTALS	1230	21,972,129	17,864	1230	21,973,439	17,865



Cleveland Cavaliers Playoff History

CAVALIERS YEAR-BY-YEAR PLAYOFF RESULTS

1976 Playoff Results

Eastern Conference Semifinals

Date	Site	W/L	Cle	Was	Series	Attendance
April 13	Cleveland	L	95	100	0-1	19,974
April 15	Washington	W	80	79	1-1	17,988
April 17	Cleveland	W	88	76	2-1	21,061
April 21	Washington	L	98	109	2-2	17,542
April 22	Cleveland	W	92	91	3-2	21,312
April 26	Washington	L	98	102 (OT)	3-3	19,035
April 29	Cleveland	W	87	85	4-3	21,564*

Eastern Conference Finals

Date	Site	W/L	Cle	Bos	Series	Attendance
May 6	Boston	L	99	111	0-1	14,264
May 9	Boston	L	89	94	0-2	12,098
May 11	Cleveland	W	83	78	1-2	21,564*
May 14	Cleveland	W	106	87	2-2	21,564*
May 16	Boston	L	94	99	2-3	12,951
May 19	Cleveland	L	87	94	2-4	21,564*

* NBA Playoff Record at the time

1977 Playoff Results

Eastern Conference First Round

Date	Site	W/L	Cle	Was	Series	Attendance
April 13	Washington	L	100	109	0-1	11,240
April 15	Cleveland	W	91	83	1-1	19,545
April 17	Washington	L	98	104	1-2	10,488

1978 Playoff Results

Eastern Conference First Round

Date	Site	W/L	Cle	NY	Series	Attendance
April 12	Cleveland	L	114	132	0-1	19,739
April 14	New York	L	107	109	0-2	18,965

1985 Playoff Results

Eastern Conference First Round

Date	Site	W/L	Cle	Bos	Series	Attendance
April 18	Boston	L	123	126	0-1	14,890
April 20	Boston	L	106	108	0-2	14,890
April 23	Cleveland	W	105	98	1-2	20,900
April 25	Cleveland	L	115	117	1-3	20,900

1988 Playoff Results

Eastern Conference First Round

Date	Site	W/L	Cle	Chi	Series	Attendance
April 28	Chicago	L	93	104	0-1	18,676
May 1	Chicago	L	101	106	0-2	18,645
May 3	Cleveland	W	110	102	1-2	20,068
May 5	Cleveland	W	97	91	2-2	20,026
May 8	Chicago	L	101	107	2-3	18,008

1989 Playoff Results

Eastern Conference First Round

Date	Site	W/L	Cle	Chi	Series	Attendance
April 28	Cleveland	L	88	95	0-1	19,312
April 30	Cleveland	W	96	88	1-1	20,273
May 3	Chicago	L	94	101	1-2	17,721
May 5	Chicago	W	108	105 (OT)	2-2	18,264
May 7	Cleveland	L	100	101	2-3	20,273

1990 Playoff Results

Eastern Conference First Round

Date	Site	W/L	Cle	Phi	Series	Attendance
April 26	Philadelphia	L	106	111	0-1	15,319
April 28	Philadelphia	L	101	107	0-2	18,168
May 1	Cleveland	W	122	95	1-2	16,317
May 3	Cleveland	W	108	96	2-2	17,106
May 5	Philadelphia	L	97	113	2-3	18,168

1992 Playoff Results

Eastern Conference First Round

Date	Site	W/L	Cle	NJ	Series	Attendance
April 23	Cleveland	W	120	113	1-0	16,512
April 25	Cleveland	W	118	96	2-0	20,273
April 28	New Jersey	L	104	109	2-1	15,258
April 30	New Jersey	W	98	89	3-1	13,071

Eastern Conference Semifinals

Date	Site	W/L	Cle	Bos	Series	Attendance
May 2	Cleveland	W	101	76	1-0	17,496
May 4	Cleveland	L	98	104	1-1	20,273
May 8	Boston	L	107	110	1-2	14,890
May 10	Boston	W	114	112 (OT)	2-2	14,890
May 13	Cleveland	W	114	98	3-2	20,273
May 15	Boston	L	91	122	3-3	14,890
May 17	Cleveland	W	122	104	4-3	20,273

Eastern Conference Finals

Date	Site	W/L	Cle	Chi	Series	Attendance
May 19	Chicago	L	89	103	0-1	18,676
May 21	Chicago	W	107	81	1-1	18,676
May 23	Cleveland	L	96	105	1-2	20,273
May 25	Cleveland	W	99	85	2-2	20,273
May 27	Chicago	L	89	112	2-3	18,676
May 29	Cleveland	L	94	99	2-4	20,273

CAVALIERS YEAR-BY-YEAR PLAYOFF RESULTS

1993 Playoff Results

Eastern Conference First Round

Date	Site	W/L	Cle	NJ	Series	Attendance
April 29	Cleveland	W	114	98	1-0	18,339
May 1	Cleveland	L	99	101	1-1	20,273
May 5	New Jersey	W	93	84	2-1	16,453
May 7	New Jersey	L	79	96	2-2	15,238
May 9	Cleveland	W	99	89	3-2	17,388

Eastern Conference Semifinals

Date	Site	W/L	Cle	Chi	Series	Attendance
May 11	Chicago	L	84	91	0-1	18,676
May 13	Chicago	L	85	104	0-2	18,676
May 15	Cleveland	L	90	96	0-3	20,273
May 17	Cleveland	L	101	103	0-4	20,273

1994 Playoff Results

Eastern Conference First Round

Date	Site	W/L	Cle	Chi	Series	Attendance
April 29	Chicago	L	96	104	0-1	18,676
May 1	Chicago	L	96	105	0-2	18,676
May 3	Cleveland	L	92	95 (OT)	0-3	17,778

1995 Playoff Results

Eastern Conference First Round

Date	Site	W/L	Cle	NY	Series	Attendance
April 27	New York	L	79	103	0-1	19,763
April 29	New York	W	90	84	1-1	19,763
May 1	Cleveland	L	81	83	1-2	19,352
May 4	Cleveland	L	80	93	1-3	18,575

1996 Playoff Results

Eastern Conference First Round

Date	Site	W/L	Cle	NY	Series	Attendance
April 25	Cleveland	L	83	106	0-1	16,419
April 27	Cleveland	L	80	84	0-2	17,232
May 1	New York	L	76	81	0-3	19,763

1998 Playoff Results

Eastern Conference First Round

Date	Site	W/L	Cle	Ind	Series	Attendance
April 23	Indiana	L	77	106	0-1	16,644
April 25	Indiana	L	86	92	0-2	16,617
April 27	Cleveland	W	86	77	1-2	17,495
April 30	Cleveland	L	74	80	1-3	18,188

2006 Playoff Results

Eastern Conference First Round

Date	Site	W/L	Cle	Was	Series	Attendance
April 22	Cleveland	W	97	86	1-0	20,562
April 25	Cleveland	L	84	89	1-1	20,562
April 28	Washington	W	97	96	2-1	20,173
April 30	Washington	L	96	106	2-2	20,173
May 3	Cleveland	W	121	120 OT	3-2	20,562
May 5	Washington	W	114	113 OT	4-2	20,173

Eastern Conference Semifinals

Date	Site	W/L	Cle	Det	Series	Attendance
May 7	Detroit	L	86	113	0-1	22,076
May 9	Detroit	L	91	97	0-2	22,076
May 13	Cleveland	W	86	77	1-2	20,562
May 15	Cleveland	W	74	72	2-2	20,562
May 17	Detroit	W	86	84	3-2	22,076
May 19	Cleveland	L	82	84	3-3	20,562
May 21	Detroit	L	61	79	3-4	22,076

2007 Playoff Results

Eastern Conference First Round

Date	Site	W/L	Cle	Was	Series	Attendance
April 22	Cleveland	W	97	82	1-0	20,562
April 25	Cleveland	W	109	102	2-0	20,562
April 28	Washington	W	98	92	3-0	20,173
April 30	Washington	W	97	90	4-0	20,173

Eastern Conference Semifinals

Date	Site	W/L	Cle	NJN	Series	Attendance
May 6	Cleveland	W	81	77	1-0	20,562
May 8	Cleveland	W	102	92	2-0	20,562
May 12	New Jersey	L	85	96	2-1	20,032
May 14	New Jersey	W	87	85	3-1	20,032
May 16	Cleveland	L	72	83	3-2	20,562
May 18	New Jersey	W	88	72	4-2	20,032

Eastern Conference Finals

Date	Site	W/L	Cle	Det	Series	Attendance
May 21	Detroit	L	76	79	0-1	22,076
May 24	Detroit	L	76	79	0-2	22,076
May 27	Cleveland	W	88	82	1-2	20,562
May 29	Cleveland	W	91	87	2-2	20,562
May 31	Detroit	W	109	107 2 OT	3-2	22,076
June 2	Cleveland	W	98	82	4-2	20,562

NBA Finals

Date	Site	W/L	Cle	SAS	Series	Attendance
June 7	San Antonio	L	76	85	0-1	18,797
June 10	San Antonio	L	92	103	0-2	18,797
June 12	Cleveland	L	72	75	0-3	20,562
June 14	Cleveland	L	82	83	0-4	20,562

CAVALIERS YEAR-BY-YEAR PLAYOFF RESULTS

2008 Playoff Results

Eastern Conference First Round

Date	Site	W/L	Cle	Was	Series	Attendance
April 19	Cleveland	W	93	86	1-0	20,562
April 21	Cleveland	W	116	86	2-0	20,562
April 24	Washington	L	72	108	2-1	20,173
April 27	Washington	W	100	97	3-1	20,173
April 30	Cleveland	L	87	88	3-2	20,562
May 2	Washington	W	105	88	4-2	20,173

Eastern Conference Semifinals

Date	Site	W/L	Cle	Bos	Series	Attendance
May 6	Boston	L	72	76	0-1	18,624
May 8	Boston	L	73	89	0-2	18,624
May 10	Cleveland	W	108	84	1-2	20,562
May 12	Cleveland	W	88	77	2-2	20,562
May 14	Boston	L	89	96	2-3	18,624
May 16	Cleveland	W	74	69	3-3	20,562
May 18	Boston	L	92	97	3-4	18,624

2009 Playoff Results

Eastern Conference First Round

Date	Site	W/L	Cle	Det	Series	Attendance
April 18	Cleveland	W	102	84	1-0	20,562
April 21	Cleveland	W	94	82	2-0	20,562
April 24	Detroit	W	79	68	3-0	22,076
April 26	Detroit	W	99	78	4-0	22,076

Eastern Conference Semifinals

Date	Site	W/L	Cle	Atl	Series	Attendance
May 5	Cleveland	W	99	72	1-0	20,562
May 7	Cleveland	W	105	85	2-0	20,562
May 9	Atlanta	W	97	82	3-0	20,143
May 11	Atlanta	W	84	74	4-0	19,241

Eastern Conference Finals

Date	Site	W/L	Cle	Orl	Series	Attendance
May 20	Cleveland	L	106	107	0-1	20,562
May 22	Cleveland	W	96	95	1-1	20,562
May 24	Orlando	L	89	99	1-2	17,461
May 26	Orlando	L	114	116	1-3	17,461
May 28	Cleveland	W	112	102	2-3	20,562
May 30	Orlando	L	90	103	2-4	17,461

2010 Playoff Results

Eastern Conference First Round

Date	Site	W/L	Cle	Chi	Series	Attendance
April 17	Cleveland	W	96	83	1-0	20,562
April 19	Cleveland	W	112	102	2-0	20,562
April 22	Chicago	L	106	108	2-1	22,991
April 25	Chicago	W	121	98	3-1	23,058
April 27	Cleveland	W	96	94	4-1	20,562

Eastern Conference Semifinals

Date	Site	W/L	Cle	Bos	Series	Attendance
May 1	Cleveland	W	101	93	1-0	20,562
May 3	Cleveland	L	86	104	1-1	20,562
May 7	Boston	W	124	95	2-1	18,624
May 9	Boston	L	87	97	2-2	18,624
May 11	Cleveland	L	88	120	2-3	20,562
May 13	Boston	L	85	94	2-4	18,624

2015 Playoff Results

Eastern Conference First Round

Date	Site	W/L	Cle	Bos	Series	Attendance
April 19	Cleveland	W	113	100	1-0	20,562
April 21	Cleveland	W	99	91	2-0	20,562
April 23	Boston	W	103	95	3-0	18,624
April 26	Boston	W	101	93	4-0	18,624

Eastern Conference Semifinals

Date	Site	W/L	Cle	Bos	Series	Attendance
May 4	Cleveland	L	92	99	0-1	20,562
May 6	Cleveland	W	106	91	1-1	20,562
May 8	Chicago	L	96	99	1-2	22,246
May 10	Chicago	W	86	84	2-2	22,256
May 12	Cleveland	W	106	101	3-2	20,562
May 14	Chicago	W	94	73	4-2	22,695

Eastern Conference Finals

Date	Site	W/L	Cle	Bos	Series	Attendance
May 20	Atlanta	W	97	89	1-0	18,489
May 22	Atlanta	W	94	82	2-0	18,670
May 24	Cleveland	W	114	111	3-0	20,562
May 26	Cleveland	W	118	88	4-0	20,562

NBA Finals

Date	Site	W/L	Cle	Bos	Series	Attendance
June 4	Golden State	L	100	108	0-1	19,596
June 7	Golden State	W	95	93	1-1	19,596
June 9	Cleveland	W	96	91	2-1	20,562
June 11	Cleveland	L	82	103	2-2	20,562
June 14	Golden State	L	91	104	2-3	19,596
June 16	Cleveland	L	97	105	2-4	20,562

CAVALIERS YEAR-BY-YEAR PLAYOFF STATISTICS

1976 CAVALIERS PLAYOFF STATISTICS

1976 PLAYER	G	MIN	Field Goals			Free Throws			Rebounds			AST	PF	DQ	STL	BLK	PTS	AVG	HI
			FGM	FGA	PCT	FTM	FTA	PCT	OFF	DEF	REB								
Chones	7	242	47	114	.412	11	18	.611	14	36	50	6	23	0	1	6	105	15.0	23
Cleamons	13	503	73	184	.397	33	40	.825	23	48	71	61	34	0	8	3	179	13.8	18
Russell	13	328	65	161	.404	47	55	.855	25	46	71	14	51	0	8	7	177	13.6	22
B. Smith	13	379	71	164	.433	22	25	.880	11	32	43	30	41	1	11	3	164	12.6	27
Snyder	13	364	69	153	.451	18	22	.818	10	19	29	31	35	1	11	6	156	12.0	26
Carr	13	273	66	138	.478	22	36	.611	11	12	23	26	29	0	6	3	154	11.8	27
Brewer	13	489	44	101	.436	26	48	.542	40	100	140	37	34	0	13	12	114	8.8	15
Thurmond	13	375	37	79	.468	13	32	.406	38	79	117	28	52	2	6	29	87	6.7	13
Walker	13	125	11	27	.407	8	10	.800	5	11	16	23	17	0	7	1	30	2.3	8
Witte	7	28	6	11	.545	4	4	1.000	4	5	9	4	4	0	0	0	16	2.3	6
Lambert	6	34	5	13	.385	2	2	1.000	2	9	11	1	7	0	1	2	12	2.0	4
Garrett	4	5	0	0	---	2	4	.500	0	0	0	0	0	0	0	0	2	0.5	2
Cavaliers	13	3145	494	1145	.431	208	296	.703	183	397	580	261	327	4	72	72	1196	92.0	106
Opponents	13	3145	467	1073	.435	271	368	.736	165	434	599	223	316	6	79	67	1205	92.7	111

1977 CAVALIERS PLAYOFF STATISTICS

1977 PLAYER	G	MIN	Field Goals			Free Throws			Rebounds			AST	PF	DQ	STL	BLK	PTS	AVG	HI
			FGM	FGA	PCT	FTM	FTA	PCT	OFF	DEF	REB								
Russell	3	100	21	54	.389	11	15	.733	10	16	26	10	10	0	3	1	53	17.7	22
Walker	3	95	18	37	.486	11	15	.733	4	8	12	20	12	0	4	1	47	15.7	20
E. Smith	3	56	18	33	.545	5	8	.625	6	18	24	1	10	0	5	3	41	13.7	20
Chones	3	99	16	27	.593	7	7	1.000	11	20	31	3	9	0	0	1	39	13.0	19
Brewer	3	113	11	27	.407	1	1	1.000	11	25	36	5	11	0	4	4	23	7.7	13
A. Carr	3	83	11	39	.282	1	3	.333	4	6	10	10	13	0	2	1	23	7.7	8
B. Smith	3	57	9	39	.231	3	3	1.000	3	5	8	4	5	0	3	1	21	7.0	10
Brokaw	3	44	9	19	.474	2	6	.333	3	1	4	12	7	0	2	1	20	6.7	12
Snyder	3	53	8	27	.296	2	5	.400	2	3	5	4	6	0	1	2	18	6.0	9
Lambert	3	19	2	4	.500	0	0	---	2	1	3	0	4	0	2	0	4	1.3	2
Thurmond	1	1	0	0	---	0	0	---	0	1	1	0	0	0	0	1	0	0.0	0
Cavaliers	3	720	123	306	.402	43	63	.683	56	104	160	69	87	0	26	16	289	96.3	100
Opponents	3	720	107	248	.431	82	106	.774	30	113	143	56	72	1	15	14	296	98.7	109

1978 CAVALIERS PLAYOFF STATISTICS

1978 PLAYER	G	MIN	Field Goals			Free Throws			Rebounds			AST	PF	DQ	STL	BLK	PTS	AVG	HI
			FGM	FGA	PCT	FTM	FTA	PCT	OFF	DEF	REB								
Russell	2	88	19	39	.487	17	21	.810	7	8	15	11	9	0	3	1	55	27.5	32
A. Carr	2	69	10	27	.370	15	16	.938	3	5	8	5	8	0	2	1	35	17.5	20
Furlow	2	50	13	27	.481	6	6	1.000	3	2	5	5	1	0	0	0	32	16.0	20
Chones	2	82	13	27	.481	4	8	.500	3	12	15	7	7	0	2	1	30	15.0	17
E. Smith	2	56	11	24	.458	3	6	.500	6	13	19	0	9	0	3	3	25	12.5	17
Walker	2	70	10	26	.385	5	5	1.000	5	2	7	10	7	0	3	2	25	12.5	16
B. Smith	2	34	8	13	.615	0	0	---	2	1	3	1	2	0	0	0	16	8.0	10
Lambert	2	19	1	3	.333	1	2	.500	2	6	8	0	3	0	0	0	3	1.5	3
Brewer	1	9	0	1	.000	0	2	.000	0	0	0	0	2	0	0	0	0	0.0	0
Snyder	1	3	0	0	---	0	0	---	0	0	0	0	0	0	0	0	0	0.0	0
Cavaliers	2	480	85	187	.455	51	66	.773	31	49	80	39	48	0	13	8	221	110.5	114
Opponents	2	480	101	180	.561	39	50	.780	28	58	86	62	58	0	10	11	241	120.5	132

CAVALIERS YEAR-BY-YEAR PLAYOFF STATISTICS

1985 CAVALIERS PLAYOFF STATISTICS

1985				Field Goals			3-Point FG			Free Throws			Rebounds													
PLAYER	G	MIN	FGM	FGA	PCT	FGM	FGA	PCT	FTM	FTA	PCT	OFF	DEF	REB	AST	PF	DQ	STL	BLK	PTS	AVG	HI				
Free	4	150	41	93	.441	0	4	.000	23	25	.920	4	6	10	31	12	0	6	0	105	26.3	32				
Hinson	4	120	26	48	.542	0	0	---	15	23	.652	10	20	30	3	18	1	3	9	67	16.8	24				
Hubbard	4	101	24	45	.533	1	1	1.000	13	17	.765	11	9	20	3	16	0	3	0	62	15.5	23				
Bagley	4	168	22	56	.393	0	3	.000	7	10	.700	1	15	16	40	7	0	10	0	51	12.8	22				
Shelton	4	106	19	34	.559	0	0	---	8	10	.800	6	16	22	4	20	2	2	1	46	11.5	14				
Davis	3	50	12	16	.750	0	1	.000	4	5	.800	1	5	6	15	5	0	5	0	28	9.3	15				
Poquette	4	91	13	21	.619	0	0	---	4	5	.800	4	10	14	1	16	2	2	6	30	7.5	10				
Jones	4	45	9	18	.500	0	1	.000	7	8	.875	2	6	8	3	6	0	2	0	25	6.3	14				
Turpin	4	45	12	19	.632	0	0	---	1	2	.500	3	5	8	0	3	0	4	1	25	6.3	10				
West	4	68	3	5	.600	0	0	---	2	5	.400	5	13	18	4	19	0	2	0	8	2.0	4				
Williams	2	7	1	2	.500	0	0	---	0	0	---	0	0	0	1	1	0	0	0	2	1.0	2				
Anderson	2	9	0	3	.000	0	0	---	0	0	---	1	2	3	0	0	0	0	0	0	0.0	0				
Cavaliers	4	960	182	360	.506	1	10	.100	84	110	.764	48	107	155	105	123	5	39	17	449	112.3	123				
Opponents	4	960	165	349	.473	3	18	.167	116	135	.859	56	108	164	97	98	2	25	15	449	112.3	126				

1988 CAVALIERS PLAYOFF STATISTICS

1988				Field Goals			3-Point FG			Free Throws			Rebounds											
PLAYER	G	MIN	FGM	FGA	PCT	FGM	FGA	PCT	FTM	FTA	PCT	OFF	DEF	REB	AST	PF	DQ	STL	BLK	PTS	AVG	HI		
Price	5	205	38	67	.567	5	12	.417	24	25	.960	3	15	18	38	11	1	3	0	105	21.0	31		
Harper	4	134	30	63	.476	0	2	.000	11	16	.688	4	16	20	15	9	0	11	4	71	17.8	30		
Nance	5	200	34	64	.531	0	0	---	16	18	.889	10	26	36	18	13	0	2	11	84	16.8	27		
Daugherty	5	204	29	63	.460	0	0	---	21	31	.677	10	36	46	16	11	0	2	7	79	15.8	21		
Sanders	5	134	28	52	.538	0	1	.000	8	10	.800	11	14	25	7	21	0	3	2	64	12.8	18		
Williams	5	133	20	40	.500	0	0	---	6	13	.462	13	16	29	4	13	0	3	7	46	9.2	20		
Ehlo	5	128	17	40	.425	0	8	.000	10	16	.625	3	15	18	17	14	0	5	0	44	8.8	21		
Dudley	4	24	2	4	.500	0	0	---	1	2	.500	4	2	6	2	3	0	0	0	5	1.3	2		
Curry	2	17	1	4	.250	0	1	.000	0	0	---	1	0	1	2	1	0	0	1	2	1.0	2		
Hubbard	3	21	1	6	.167	0	0	---	0	1	.000	1	2	3	0	1	0	0	0	2	0.7	2		
Cavaliers	5	1200	200	403	.496	5	24	.208	97	132	.735	60	142	202	119	97	1	29	32	502	100.4	110		
Opponents	5	1200	210	453	.464	0	10	.000	90	104	.865	84	139	223	125	122	3	40	21	510	102.0	107		

1989 CAVALIERS PLAYOFF STATISTICS

1989				Field Goals			3-Point FG			Free Throws			Rebounds													
PLAYER	G	MIN	FGM	FGA	PCT	FGM	FGA	PCT	FTM	FTA	PCT	OFF	DEF	REB	AST	PF	DQ	STL	BLK	PTS	AVG	HI				
Harper	5	189	39	69	.565	0	2	.000	20	26	.769	7	14	21	20	20	1	11	4	98	19.6	31				
Nance	5	195	38	69	.551	0	0	---	21	32	.656	16	23	39	16	12	0	3	12	97	19.4	27				
Price	4	158	22	57	.386	6	16	.375	14	15	.933	4	9	13	22	3	0	3	0	64	16.0	24				
Ehlo	4	97	17	39	.436	5	13	.385	9	11	.818	2	4	6	13	10	0	3	1	48	12.0	24				
Daugherty	5	167	17	47	.362	0	1	.000	21	35	.600	12	34	46	12	18	0	6	5	55	11.0	17				
Williams	5	161	21	45	.467	0	0	---	13	18	.722	7	27	34	10	12	0	2	7	55	11.0	22				
Sanders	5	87	15	30	.500	0	0	---	3	5	.600	6	10	16	4	11	0	2	1	33	6.6	14				
Valentine	5	80	7	20	.350	0	0	---	7	8	.875	3	4	7	16	7	0	5	0	21	4.2	8				
Rollins	5	74	6	8	.750	0	0	---	3	5	.600	5	11	16	1	10	0	3	7	15	3.0	9				
Dudley	1	4	0	1	.000	0	0	---	0	0	---	0	0	0	0	1	0	0	0	0	0.0	0				
Hubbard	1	1	0	0	---	0	0	---	0	0	---	0	0	0	0	0	0	0	0	0	0.0	0				
Keys	1	12	0	3	.000	0	1	.000	0	0	---	0	3	3	1	1	0	0	0	0	0.0	0				
Cavaliers	5	1225	182	388	.469	11	33	.333	111	155	.716	62	139	201	115	105	1	38	37	486	97.2	108				
Opponents	5	1225	188	414	.454	22	53	.415	92	124	.742	67	149	216	121	133	3	46	18	490	98.0	105				

1990 CAVALIERS PLAYOFF STATISTICS

1990				Field Goals			3-Point FG			Free Throws			Rebounds													
PLAYER	G	MIN	FGM	FGA	PCT	FGM	FGA	PCT	FTM	FTA	PCT	OFF	DEF	REB	AST	PF	DQ	STL	BLK	PTS	AVG	HI				
Daugherty	5	186	41	70	.586	0	0	---	32	46	.696	4	44	48	20	12	0	2	4	114	22.8	34				
Price	5	192	32	61	.525	6	17	.353	30	30	1.000	0	14	14	44	9	0	9	1	100	20.0	27				
Williams	5	174	39	70	.557	0	0	---	17	22	.773	14	32	46	11	23	1	2	5	95	19.0	23				
Ehlo	5	196	26	62	.419	5	15	.333	12	19	.632	7	25	32	32	18	0	6	0	69	13.8	25				
Nance	5	159	26	45	.578	0	0	---	9	12	.750	4	20	24	12	20	0	3	10	61	12.2	20				
Bennett	5	135	23	47	.489	0	0	---	4	6	.667	14	7	21	5	11	0	3	1	50	10.0	22				
Chievous	3	28	6	10	.600	0	0	---	7	9	.778	2	1	3	2	2	0	1	0	19	6.3	13				
Morton	2	9	2	5	.400	0	0	---	2	2	1.000	0	0	0	0	1	0	0	0	6	3.0	6				
Rollins	3	38	1	3	.333	0	0	---	6	8	.750	0	8	8	1	7	0	2	1	8	2.7	4				
Kerr	5	73	4	14	.286	0	3	.000	0	0	---	1	5	6	10	6	0	4	0	8	1.6	4				
Mokeski	3	10	1	2	.500	0	0	---	2	2	1.000	0	2	2	0	2	0	1	1	4	1.3	2				
Cavaliers	5	1200	201	389	.517	11	35	.314	121	156	.776	46	158	204	137	111	1	33	23	534	106.8	122				
Opponents	5	1200	194	420	.462	15	41	.366	119	154	.773	69	137	206	108	111	0	38	28	522	104.4	113				

CAVALIERS YEAR-BY-YEAR PLAYOFF STATISTICS

1992 CAVALIERS PLAYOFF STATISTICS

1992				Field Goals			3-Point FG			Free Throws			Rebounds													
PLAYER	G	MIN	FGM	FGA	PCT	FGM	FGA	PCT	FTM	FTA	PCT	OFF	DEF	REB	AST	PF	DQ	STL	BLK	PTS	AVG	HI				
Daugherty	17	687	124	235	.528	0	1	.000	118	145	.814	37	137	174	58	47	0	11	17	366	21.5	40				
Price	17	603	118	238	.496	25	69	.362	66	73	.904	10	32	42	128	34	0	24	4	327	19.2	35				
Nance	17	681	124	251	.494	0	1	.000	58	70	.829	45	112	157	43	56	1	14	46	306	18.0	32				
Williams	17	567	84	154	.545	0	0	---	87	109	.798	50	80	130	42	58	2	24	17	255	15.0	20				
Ehlo	17	552	63	152	.414	21	51	.412	16	21	.762	22	55	77	77	40	0	21	5	163	9.6	21				
Sanders	17	418	56	115	.487	1	3	.333	17	21	.810	20	35	55	37	62	0	15	12	130	7.6	17				
Battle	15	202	34	82	.415	0	2	.000	21	23	.913	4	8	12	15	11	0	5	1	89	5.9	14				
Brandon	12	157	22	55	.400	0	3	.000	3	4	.750	4	18	22	30	17	0	3	1	47	3.9	6				
Kerr	12	149	18	41	.439	3	11	.273	5	5	1.000	1	5	6	10	12	0	5	0	44	3.7	9				
Phills	5	12	4	9	.444	0	1	.000	3	4	---	2	4	6	5	1	0	1	0	11	2.2	4				
Ferry	9	55	7	15	.467	1	3	.333	4	4	---	7	9	16	1	7	0	1	1	19	2.1	8				
James	8	22	1	10	.100	0	3	.000	2	4	.500	1	1	2	2	2	0	1	0	4	0.5	4				
Cavaliers	17	4105	655	1357	.483	51	148	.345	400	483	.828	203	496	699	448	347	3	125	104	1761	103.6	122				
Opponents	17	4105	710	1496	.475	26	94	.277	272	361	.753	246	456	702	407	395	4	143	109	1718	101.1	122				

1993 CAVALIERS PLAYOFF STATISTICS

1993				Field Goals			3-Point FG			Free Throws			Rebounds													
PLAYER	G	MIN	FGM	FGA	PCT	FGM	FGA	PCT	FTM	FTA	PCT	OFF	DEF	REB	AST	PF	DQ	STL	BLK	PTS	AVG	HI				
Daugherty	9	356	64	115	.557	0	0	---	40	50	.800	26	79	105	31	25	1	6	7	168	18.7	29				
Nance	9	329	61	108	.565	0	0	---	23	30	.767	35	39	74	21	33	1	8	14	145	16.1	24				
Price	9	288	43	97	.443	8	26	.308	23	24	.958	1	18	19	55	13	0	15	0	117	13.0	18				
Ehlo	9	289	38	91	.418	10	26	.385	12	15	.800	10	21	31	25	19	0	12	4	98	10.9	22				
Wilkins	9	236	38	87	.437	4	12	.333	13	17	.765	6	10	16	24	16	0	9	2	93	10.3	22				
Williams	9	237	30	75	.400	0	0	---	21	28	.750	12	29	41	17	26	1	5	14	81	9.0	16				
Brandon	8	132	20	46	.435	2	5	.400	9	9	1.000	4	13	17	17	6	0	7	3	51	6.4	13				
Sanders	8	145	20	48	.417	0	2	.000	6	10	.600	8	10	18	10	17	0	8	1	46	5.8	12				
Ferry	8	118	13	34	.382	4	9	.444	9	10	.900	4	21	25	14	14	0	4	3	39	4.9	10				
Phills	2	9	1	3	.333	0	0	---	2	2	1.000	0	0	0	0	0	0	0	0	4	2.0	4				
Guidinger	4	15	1	3	.333	0	0	---	0	2	.000	1	0	1	0	1	0	0	1	2	0.5	2				
Battle	1	6	0	1	.000	0	0	---	0	0	---	0	1	1	1	2	0	0	0	0	0.0	0				
Cavaliers	9	2160	329	708	.465	28	80	.350	158	197	.802	107	241	348	215	172	3	74	49	844	93.8	114				
Opponents	9	2160	349	717	.487	22	65	.338	142	184	.772	107	247	354	200	193	0	78	46	862	95.8	104				

1994 CAVALIERS PLAYOFF STATISTICS

1994				Field Goals			3-Point FG			Free Throws			Rebounds												
PLAYER	G	MIN	FGM	FGA	PCT	FGM	FGA	PCT	FTM	FTA	PCT	OFF	DEF	REB	AST	PF	DQ	STL	BLK	PTS	AVG	HI			
Wilkins	3	126	20	45	.444	7	16	.438	14	16	.875	3	10	13	10	6	0	3	0	61	20.3	28			
Mills	3	112	19	38	.500	4	5	.800	9	11	.818	10	13	23	8	9	0	7	1	51	17.0	25			
Price	3	102	15	43	.349	2	9	.222	13	14	.929	1	5	6	14	6	0	4	0	45	15.0	22			
Hill	3	123	11	27	.407	0	0	---	20	37	.541	14	17	31	4	14	1	1	1	42	14.0	16			
Brandon	3	56	12	19	.632	0	0	---	2	3	.667	1	3	4	5	1	0	1	0	26	8.7	11			
Kempton	3	89	10	25	.400	0	0	---	6	6	1.000	10	6	16	8	9	0	3	0	26	8.7	16			
Phills	3	68	9	24	.375	1	1	1.000	1	2	.500	5	9	14	7	11	0	2	0	20	6.7	11			
Higgins	3	57	4	11	.364	2	7	.286	1	2	.500	2	2	4	4	10	0	1	1	11	3.7	5			
Battle	1	8	1	1	1.000	0	0	---	0	0	---	0	2	2	0	0	0	0	0	2	2.0	2			
Ferry	1	4	0	0	---	0	0	---	0	0	---	0	0	0	1	1	0	0	0	0	0.0	0			
Cavaliers	3	745	101	233	.433	16	38	.421	66	91	.725	46	67	113	61	67	1	22	3	284	94.7	96			
Opponents	3	745	115	228	.504	9	23	.391	65	86	.756	42	82	124	68	74	0	24	20	304	101.3	105			

1995 CAVALIERS PLAYOFF STATISTICS

1995				Field Goals			3-Point FG			Free Throws			Rebounds													
PLAYER	G	MIN	FGM	FGA	PCT	FGM	FGA	PCT	FTM	FTA	PCT	OFF	DEF	REB	AST	PF	DQ	STL	BLK	PTS	AVG	HI				
Price	4	143	12	40	.300	4	17	.235	32	33	.970	2	10	12	26	5	0	6	0	60	15.0	21				
Phills	4	146	19	43	.442	4	7	.571	15	20	.750	3	9	12	6	8	0	9	0	57	14.3	21				
Mills	4	139	20	37	.541	8	14	.571	5	5	1.000	2	14	16	11	18	1	3	2	53	13.3	21				
Ferry	4	67	13	25	.520	8	15	.533	4	6	.667	0	3	3	6	9	0	2	0	38	9.5	20				
Hill	4	139	9	29	.310	0	1	.000	16	25	.640	8	15	23	3	18	1	7	1	34	8.5	13				
Williams	4	144	12	42	.286	0	1	.000	3	8	.375	3	22	25	11	11	0	9	3	27	6.8	10				
Roberts	1	7	3	4	.750	0	0	---	0	2	.000	1	1	2	0	0	0	0	0	6	6.0	6				
Campbell	4	37	6	14	.429	1	2	.500	10	12	.833	1	1	2	1	3	0	1	1	23	5.8	13				
Cage	4	81	8	18	.444	0	1	.000	0	2	.000	8	10	18	3	9	0	2	4	16	4.0	8				
Colter	4	43	5	10	.500	0	1	.000	2	4	.500	1	0	1	2	2	0	1	0	12	3.0	5				
Battle	2	7	2	3	.667	0	1	.000	0	0	---	0	0	0	1	1	0	0	0	4	2.0	4				
Dreiling	1	7	0	2	.000	0	0	---	0	0	---	0	1	1	0	2	0	0	0	0	0.0	0				
Cavaliers	4	960	109	267	.408	25	60	.417	87	117	.744	29	86	115	70	86	2	40	11	330	82.5	90				
Opponents	4	960	136	262	.519	26	67	.388	65	91	.714	35	121	156	95	105	0	27	27	363	90.8	103				

CAVALIERS YEAR-BY-YEAR PLAYOFF STATISTICS

1996 CAVALIERS PLAYOFF STATISTICS

1996			Field Goals			3-Point FG			Free Throws			Rebounds												
PLAYER	G	MIN	FGM	FGA	PCT	FGM	FGA	PCT	FTM	FTA	PCT	OFF	DEF	REB	AST	PF	DQ	STL	BLK	PTS	AVG	HI		
Brandon	3	125	21	47	.447	3	9	.333	13	15	.867	1	8	9	24	10	0	4	1	58	19.3	21		
Majerle	3	91	16	36	.444	10	23	.435	8	9	.889	2	10	12	9	6	0	4	2	50	16.7	23		
Ferry	3	117	14	41	.341	1	16	.063	0	0	---	1	14	15	9	13	1	3	2	29	9.7	12		
Phills	3	96	13	35	.371	2	10	.200	1	4	.250	5	9	14	6	4	0	2	1	29	9.7	11		
Hill	3	53	9	12	.750	0	0	---	7	9	.778	7	8	15	0	11	1	0	0	25	8.3	13		
Mills	3	105	11	33	.333	0	5	.000	1	1	1.000	5	11	16	5	10	0	2	2	23	7.7	10		
Cage	3	101	8	14	.571	0	0	---	3	5	.600	13	15	28	2	5	0	2	5	19	6.3	10		
Sura	3	18	2	3	.667	0	0	---	0	0	---	0	1	1	3	4	0	1	0	4	1.3	4		
Crotty	2	9	0	0	---	0	0	---	2	2	1.000	1	0	1	1	0	0	1	1	2	1.0	2		
Amaechi	1	2	0	1	.000	0	0	---	0	0	---	0	0	0	0	0	0	0	0	0	0.0	0		
Lang	1	2	0	0	---	0	0	---	0	0	---	0	0	0	0	0	0	0	0	0	0.0	0		
Marshall	1	1	0	0	---	0	0	---	0	0	---	0	0	0	0	0	0	0	0	0	0.0	0		
Cavaliers	3	720	94	222	.423	16	63	.254	35	45	.778	35	76	111	59	63	2	19	14	239	79.7	83		
Opponents	3	720	100	201	.498	30	51	.588	41	66	.621	24	84	108	76	51	1	17	15	271	90.3	106		

1998 CAVALIERS PLAYOFF STATISTICS

1998			Field Goals			3-Point FG			Free Throws			Rebounds												
PLAYER	G	MIN	FGM	FGA	PCT	FGM	FGA	PCT	FTM	FTA	PCT	OFF	DEF	REB	AST	PF	DQ	STL	BLK	PTS	AVG	HI		
Kemp	4	152	33	71	.465	0	0	---	38	45	.844	16	25	41	8	12	0	5	4	104	26.0	31		
Ilgauskas	4	147	28	49	.571	0	0	---	13	25	.520	14	16	30	2	22	2	2	5	69	17.3	25		
Anderson	4	103	10	22	.455	0	0	---	23	26	.885	0	9	9	11	10	0	5	1	43	10.8	18		
Person	4	136	11	29	.379	7	19	.368	3	4	.750	2	7	9	10	5	0	3	0	32	8.0	15		
Henderson	4	157	11	28	.393	0	1	.000	8	13	.615	4	13	17	11	14	0	6	0	30	7.5	9		
Knight	4	132	6	21	.286	0	0	---	6	10	.600	0	16	16	23	16	1	10	1	18	4.5	11		
Potapenko	4	70	6	15	.400	0	0	---	5	10	.500	3	8	11	3	8	0	2	0	17	4.3	8		
Brooks	1	8	0	1	.000	0	0	---	2	2	1.000	0	0	0	2	1	0	0	0	2	2.0	2		
Scott	1	3	1	2	.500	0	0	---	0	0	---	0	0	0	0	0	0	0	1	2	2.0	2		
Thomas	1	11	0	1	.000	0	0	---	2	3	.667	1	0	1	0	2	0	0	0	2	2.0	2		
Sura	3	31	1	5	.200	0	2	.000	2	3	.667	0	3	3	4	4	0	1	0	4	1.3	4		
Ferry	3	10	0	2	.000	0	2	.000	0	0	---	0	1	1	0	1	0	0	0	0	0.0	0		
Cavaliers	4	960	107	246	.435	7	24	.292	102	141	.723	40	98	138	74	95	3	34	12	323	80.8	86		
Opponents	4	960	131	276	.475	22	59	.373	71	91	.780	34	92	126	90	111	3	36	31	355	88.8	106		

2006 CAVALIERS PLAYOFF STATISTICS

2006			Field Goals			3-Point FG			Free Throws			Rebounds												
PLAYER	G	MIN	FGM	FGA	PCT	FGM	FGA	PCT	FTM	FTA	PCT	OFF	DEF	REB	AST	PF	DQ	STL	BLK	PTS	AVG	HI		
James	13	604	146	307	.476	21	63	.333	87	118	.737	22	83	105	76	44	0	18	9	400	30.8	45		
Hughes	9	336	36	113	.319	5	18	.278	23	31	.742	9	18	27	36	34	2	20	1	100	11.1	24		
Ilgauskas	13	354	54	119	.454	0	0	---	27	36	.750	33	49	82	10	46	3	5	27	135	10.4	16		
Marshall	13	345	45	104	.433	18	46	.391	15	17	.882	24	49	73	8	24	0	7	9	123	9.5	28		
Gooden	13	282	45	85	.529	0	0	---	17	18	.944	31	67	98	8	40	1	3	2	107	8.2	24		
Murray	13	399	37	112	.330	5	24	.208	26	32	.813	11	31	42	21	27	0	9	2	105	8.1	21		
Varejao	13	238	31	50	.620	0	0	---	26	37	.703	18	40	58	3	50	2	9	2	88	6.8	16		
Snow	13	408	32	76	.421	0	1	.000	22	29	.759	10	33	43	36	36	0	11	3	86	6.6	18		
Jones	13	181	8	26	.308	5	18	.278	3	4	.750	2	14	16	12	17	0	2	0	24	1.8	8		
Newble	5	11	3	3	1.000	1	1	1.000	0	0	---	1	1	2	0	1	0	1	0	7	1.4	7		
Henderson	2	9	0	2	.000	0	0	---	0	0	---	1	1	2	0	1	0	0	0	0	0.0	0		
Pavlovic	3	4	0	2	.000	0	1	.000	0	0	---	0	1	1	0	0	0	0	0	0	0.0	0		
Cavaliers	13	3170	437	999	.437	55	172	.320	246	322	.764	162	387	549	210	320	8	85	55	1175	90.4	121		
Opponents	13	3170	427	978	.437	84	232	.362	278	387	.718	150	366	516	225	273	5	87	70	1216	93.5	120		

2007 CAVALIERS PLAYOFF STATISTICS

2007			Field Goals			3-Point FG			Free Throws			Rebounds												
PLAYER	G	MIN	FGM	FGA	PCT	FGM	FGA	PCT	FTM	FTA	PCT	OFF	DEF	REB	AST	PF	DQ	STL	BLK	PTS	AVG	HI		
James	20	893	166	399	.416	21	75	.280	148	196	.755	26	135	161	159	40	0	34	10	501	25.1	48		
Ilgauskas	20	649	97	197	.492	0	0	---	57	68	.838	66	127	193	17	60	1	9	16	251	12.6	24		
Gooden	20	605	99	201	.493	0	2	.000	30	39	.769	49	111	160	20	62	2	10	9	228	11.4	24		
Hughes	18	639	69	199	.347	19	54	.352	47	63	.746	9	62	71	44	35	0	25	8	204	11.3	27		
Pavlovic	20	616	72	189	.381	20	58	.345	19	36	.528	13	38	51	32	64	0	19	5	183	9.2	17		
Gibson	20	402	50	116	.431	27	66	.409	38	43	.884	9	23	32	21	34	1	12	4	165	8.3	31		
Varejao	20	447	46	90	.511	0	4	.000	27	48	.563	46	73	119	11	53	0	21	11	119	6.0	14		
Marshall	19	204	23	69	.333	14	45	.311	7	11	.636	12	29	41	5	30	0	3	4	67	3.5	18		
Da. Jones	11	139	8	26	.308	7	22	.318	3	3	1.000	1	8	9	11	10	0	0	0	26	2.4	9		
Snow	19	244	12	38	.316	0	3	.000	8	14	.571	7	21	28	29	22	0	11	2	32	1.7	5		
Brown	1	1	0	0	---	0	0	---	0	0	---	0	0	0	0	0	0	0	0	0	0.0	0		
Newble	6	10	0	2	.000	0	2	.000	0	0	---	0	1	1	1	3	0	0	0	0	0.0	0		
Pollard	3	3	0	0	---	0	0	---	0	0	---	0	0	0	0	1	0	0	0	0	0.0	0		
Cavaliers	20	4850	642	1526	.421	108	331	.326	384	521	.737	238	628	866	350	414	4	144	69	1776	88.8	109		
Opponents	20	4850	634	1492	.425	117	353	.331	348	479	.727	192	593	785	383	419	4	122	76	1733	86.7	107		

CAVALIERS YEAR-BY-YEAR PLAYOFF STATISTICS

2008 CAVALIERS PLAYOFF STATISTICS

2008 PLAYER	G	MIN	Field Goals			3-Point FG			Free Throws			Rebounds			AST	PF	DQ	STL	BLK	PTS	AVG	HI
			FGM	FGA	PCT	FGM	FGA	PCT	FTM	FTA	PCT	OFF	DEF	REB								
James	13	552	113	275	.411	18	70	.257	122	167	.731	16	86	102	99	33	0	23	17	366	28.2	45
Ilgauskas	13	393	67	140	.479	0	0	---	36	44	.818	33	65	98	21	35	0	5	14	170	13.1	22
West	13	453	44	110	.400	18	42	.429	35	41	.854	8	35	43	54	40	0	15	6	141	10.8	21
Szczerbiak	13	374	47	125	.376	20	62	.323	26	28	.929	4	19	23	19	32	0	2	1	140	10.8	26
Gibson	11	284	35	78	.449	19	42	.452	10	14	.714	4	15	19	27	18	0	7	2	99	9.0	22
Smith	13	263	36	74	.486	0	1	---	14	22	.636	20	40	60	6	41	1	5	7	86	6.6	17
D. Brown	8	92	9	34	.265	5	17	.294	10	15	.667	8	11	19	9	10	0	2	0	33	4.1	10
Varejao	13	240	22	54	.407	0	0	---	9	21	.429	20	47	67	9	30	0	8	1	53	4.1	12
Pavlovic	8	111	10	26	.385	4	9	.444	4	6	.667	6	4	10	1	17	0	2	0	28	3.5	7
Wallace	13	304	17	33	.515	0	0	---	7	20	.350	32	52	84	15	26	0	8	14	41	3.2	9
Da. Jones	5	26	2	10	.200	2	7	.286	0	0	---	0	0	0	1	0	0	0	0	6	1.2	3
Thomas	3	8	1	2	.500	1	2	.500	0	0	---	0	1	1	1	0	0	1	0	3	1.0	3
Dw. Jones	5	20	1	2	.500	0	0	---	1	2	.500	2	4	6	0	4	0	0	1	3	0.6	2
Cavaliers	13	3120	404	963	.420	87	252	.345	274	380	.721	153	379	532	262	287	1	78	63	1169	89.9	116
Opponents	13	3120	403	947	.426	65	219	.297	270	350	.771	125	372	497	230	305	2	89	55	1141	87.8	108

2009 CAVALIERS PLAYOFF STATISTICS

2009 PLAYER	G	MIN	Field Goals			3-Point FG			Free Throws			Rebounds			AST	PF	DQ	STL	BLK	PTS	AVG	HI
			FGM	FGA	PCT	FGM	FGA	PCT	FTM	FTA	PCT	OFF	DEF	REB								
James	14	580	159	312	.510	27	81	.333	149	199	.749	19	109	128	102	30	0	23	12	494	35.3	49
Williams	14	541	80	196	.408	35	94	.372	33	43	.767	9	36	45	58	43	0	10	1	228	16.3	24
West	14	591	73	157	.465	12	36	.333	35	42	.833	6	43	49	58	28	0	19	7	193	13.8	22
Ilgauskas	14	407	62	138	.449	2	13	.154	21	33	.636	27	82	109	17	47	2	5	13	147	10.5	16
Varejao	14	420	41	82	.500	0	0	---	15	22	.682	41	49	90	8	49	3	18	16	97	6.9	14
Smith	13	218	23	50	.460	3	5	.600	23	29	.793	10	38	48	3	25	0	6	7	72	5.5	19
Szczerbiak	12	154	16	36	.444	2	12	.167	9	11	.818	8	20	28	7	19	0	2	1	43	3.6	17
Gibson	14	172	13	40	.325	10	28	.357	11	11	1.000	1	6	7	6	18	0	1	3	47	3.4	11
Pavlovic	11	91	10	20	.500	2	8	.250	1	3	.333	1	14	15	4	9	0	4	0	23	2.1	9
Wallace	14	176	8	13	.615	0	0	---	0	6	.000	18	20	38	4	13	0	4	4	16	1.1	4
Kinsey	9	11	1	3	.333	0	0	---	2	2	1.000	1	1	2	0	2	0	1	0	4	0.4	2
Jackson	5	25	1	5	.200	0	0	---	0	2	.000	0	5	5	1	5	0	0	0	2	0.4	2
Cavaliers	14	3385	487	1052	.463	93	277	.336	299	403	.742	141	423	564	268	288	5	93	64	1366	97.6	114
Opponents	14	3385	454	1048	.433	98	268	.366	241	320	.753	117	369	486	250	317	3	87	46	1247	89.1	116

2010 CAVALIERS PLAYOFF STATISTICS

2010 PLAYER	G	MIN	Field Goals			3-Point FG			Free Throws			Rebounds			AST	PF	DQ	STL	BLK	PTS	AVG	HI
			FGM	FGA	PCT	FGM	FGA	PCT	FTM	FTA	PCT	OFF	DEF	REB								
James	11	460	106	211	.502	20	50	.400	88	120	.733	15	87	102	84	23	0	19	20	320	29.1	40
Jamison	11	375	64	137	.467	10	39	.256	30	41	.732	16	65	81	14	38	0	7	11	168	15.3	25
M. Williams	11	411	52	127	.409	17	52	.327	37	46	.804	3	31	34	59	35	0	6	2	158	14.4	22
O'Neal	11	243	48	93	.516	0	0	---	31	47	.660	21	40	61	15	41	0	2	13	127	11.5	21
Parker	11	331	30	64	.469	20	44	.455	11	15	.733	1	25	26	14	16	0	9	3	91	8.3	14
West	11	269	28	67	.418	3	19	.158	15	16	.938	6	15	21	29	16	0	9	3	74	6.7	16
Varejao	11	255	20	48	.417	0	1	.000	23	31	.742	22	49	71	7	38	1	11	9	63	5.7	8
Hickson	11	79	14	22	.636	0	0	---	11	16	.688	1	8	9	1	9	0	0	0	39	3.5	13
Moon	11	113	14	24	.583	8	16	.500	2	3	.667	2	14	16	5	8	0	4	5	38	3.5	12
Ilgauskas	7	69	5	13	.385	0	0	---	2	3	.667	7	4	11	3	10	0	0	7	12	1.7	5
Powe	3	9	1	4	.250	0	0	---	3	4	.750	1	1	2	0	3	0	0	0	5	1.7	4
Gibson	5	23	2	7	.286	1	4	.250	2	2	1.000	0	3	3	1	3	0	0	0	7	1.4	3
J. Williams	3	4	0	2	.000	0	2	---	0	0	---	0	0	0	0	1	0	0	0	0	0.0	0
Cavaliers	11	2640	384	819	.469	79	227	.348	255	344	.741	95	342	437	232	241	1	67	73	1102	100.2	124
Opponents	11	2640	412	905	.455	47	152	.309	217	289	.751	110	334	444	233	270	3	75	46	1088	98.9	120

2015 CAVALIERS PLAYOFF STATISTICS

2015 PLAYER	G	MIN	Field Goals			3-Point FG			Free Throws			Rebounds			AST	PF	DQ	STL	BLK	PTS	AVG	HI
			FGM	FGA	PCT	FGM	FGA	PCT	FTM	FTA	PCT	OFF	DEF	REB								
James	20	844	227	544	.417	25	110	.227	122	167	.731	37	189	226	169	58	0	33	21	601	30.1	44
Irving	13	464	81	185	.438	27	60	.450	58	69	.841	10	37	47	50	29	0	17	11	247	19.0	30
Love	4	107	17	41	.415	9	21	.429	14	19	.737	6	22	28	10	12	0	1	2	57	14.3	23
Smith	18	560	83	206	.403	51	142	.359	14	20	.700	9	76	85	22	54	1	17	10	231	12.8	28
Mozgov	20	529	74	148	.500	0	0	---	64	81	.790	57	89	146	13	57	1	8	36	212	10.6	28
Thompson	20	727	72	129	.558	0	0	---	48	82	.585	88	128	216	9	50	0	5	24	192	9.6	19
Shumpert	20	695	59	164	.360	33	93	.355	30	40	.750	23	75	98	23	50	1	25	16	181	9.1	22
Dellavedova	20	497	47	136	.346	24	76	.316	25	32	.781	10	31	41	53	52	1	9	0	143	7.2	20
Jones	20	311	26	75	.347	22	64	.344	13	14	.929	1	28	29	9	42	0	8	3	87	4.4	17
Harris	6	16	2	6	.333	1	3	.333	3	4	.750	0	1	1	1	1	0	0	0	8	1.3	7
Perkins	8	33	2	8	.250	0	0	---	6	10	.600	2	7	9	0	6	0	0	3	10	1.3	3
Miller	9	65	3	5	.600	3	5	.600	0	0	---	0	10	10	0	6	0	1	1	9	1.0	3
Marion	6	25	1	6	.167	0	0	---	0	0	---	2	4	6	1	1	0	2	0	2	0.3	2
Haywood	1	2	0	1	.000	0	0	---	0	0	---	0	0	0	0	0	0	0	0	0	0.0	0
Cavaliers	20	4875	694	1654	.420	195	574	.340	397	538	.738	245	697	942	360	418	4	126	127	1980	99.0	118
Opponents	20	4875	697	1662	.419	158	510	.310	348	457	.761	202	628	830	403	450	3	135	94	1900	95.0	111

ALL-TIME CLEVELAND CAVALIERS PLAYOFF STATISTICS

PLAYER	G	MIN	Field Goals			3-Point FG			Free Throws			Rebounds				PF	DQ	STL	TO	BLK	PTS	AVG	HI
			FGM	FGA	PCT	FGM	FGA	PCT	FTM	FTA	PCT	OFF	DEF	REB	AST								
L. JAMES	91	3933	917	2048	.448	132	449	.294	716	967	.740	135	689	824	689	228	0	150	347	89	2682	29.5	49
PRICE	47	1691	280	603	.464	56	166	.337	202	214	.944	21	103	124	327	81	1	64	158	5	818	17.4	35
ILGAUSKAS	71	2017	313	656	.477	2	13	.154	156	209	.746	180	343	523	70	220	8	26	97	82	784	11.0	25
DAUGHERTY	41	1600	275	530	.519	0	2	.000	232	307	.756	89	330	419	137	113	1	27	98	40	782	19.1	40
NANCE	41	1564	283	537	.527	0	1	.000	127	162	.784	110	220	330	110	134	2	30	59	93	693	16.9	32
J. WILLIAMS	45	1416	206	426	.484	0	1	.000	147	198	.742	99	206	305	95	143	4	45	74	53	559	12.4	23
EHLO	40	1262	161	384	.419	41	113	.363	59	82	.720	44	120	164	164	101	0	47	64	10	422	10.6	25
VAREJAO	71	1600	160	324	.494	0	5	.000	100	159	.629	147	258	405	38	220	6	67	62	39	420	5.9	16
D. WEST	38	1312	145	334	.434	33	97	.340	85	99	.859	20	93	113	141	84	0	43	85	16	408	10.7	22
M. WILLIAMS	25	952	132	323	.409	52	146	.356	70	89	.787	12	67	79	117	78	0	16	53	3	386	15.4	24
GOODEN	33	887	144	286	.503	0	2	.000	47	57	.825	80	178	258	28	102	3	13	45	11	335	10.2	24
GIBSON	50	881	100	241	.415	57	140	.407	61	70	.871	14	47	61	55	73	1	20	33	9	318	6.4	31
HUGHES	27	975	105	312	.337	24	72	.333	70	94	.745	18	80	98	80	69	2	45	58	9	304	11.3	27
RUSSELL	18	516	105	254	.413	0	0	---	75	91	.824	42	70	112	35	70	0	14	10	9	285	15.8	32
SANDERS	35	784	119	245	.486	1	6	.167	34	46	.739	45	69	114	58	111	0	28	47	16	273	7.8	18
IRVING	13	464	81	185	.438	27	60	.450	58	69	.841	10	37	47	50	29	0	17	20	11	247	19.0	30
PAVLOVIC	42	823	92	237	.388	26	76	.342	24	45	.533	20	57	77	37	90	0	25	41	5	234	5.6	17
J.R. SMITH	18	560	83	206	.403	51	142	.359	14	20	.700	9	76	85	22	54	1	17	15	10	231	12.8	28
MOZGOV	20	529	74	148	.500	0	0	---	64	81	.790	57	89	146	13	57	1	8	37	36	212	10.6	28
A. CARR	18	425	87	204	.426	0	0	---	38	55	.691	18	23	41	41	50	0	10	4	5	212	11.8	27
DONYELL MARSHALL	32	550	68	173	.393	32	91	.352	22	28	.786	36	78	114	13	54	0	10	18	13	211	5.9	28
B. SMITH	18	470	88	216	.407	0	0	---	25	28	.893	16	38	54	35	48	1	14	1	4	201	11.2	27
T. THOMPSON	20	727	72	129	.558	0	0	---	48	82	.585	88	128	216	9	50	0	5	15	24	192	9.6	19
SZCZERBIAK	25	528	63	161	.391	22	74	.297	35	39	.897	12	39	51	26	51	0	4	19	2	183	7.3	26
BRANDON	26	470	75	167	.449	5	17	.294	27	31	.871	10	42	52	76	34	0	15	37	5	182	7.0	21
SHUMPERT	20	695	59	164	.360	33	93	.355	30	40	.750	23	75	98	23	50	1	25	13	16	181	9.1	22
CLEAMONS	13	503	73	184	.397	0	0	---	33	40	.825	23	48	71	61	34	0	8	0	3	179	13.8	18
SNYDER	17	420	77	180	.428	0	0	---	20	27	.741	12	22	34	35	41	1	12	1	8	174	10.2	26
CHONES	12	423	76	168	.452	0	0	---	22	33	.667	28	68	96	16	39	0	3	4	8	174	14.5	23
HARPER	9	323	69	132	.523	0	4	.000	31	42	.738	11	30	41	35	29	1	22	18	8	169	18.8	31
JAMISON	11	375	64	137	.467	10	39	.256	30	41	.732	16	65	81	14	38	0	7	18	11	168	15.3	25
J. SMITH	26	481	59	124	.476	3	6	.500	37	51	.725	30	78	108	9	66	1	11	13	14	158	6.1	19
WILKINS	12	362	58	132	.439	11	28	.393	27	33	.818	9	20	29	34	22	0	12	14	2	154	12.8	28
DELLAVEDOVA	20	497	47	136	.346	24	76	.316	25	32	.781	10	31	41	53	52	1	9	35	0	143	7.2	20
MILLS	10	356	50	108	.463	12	24	.500	15	17	.882	17	38	55	24	37	1	12	14	5	140	14.0	25
J. BREWER	17	611	55	129	.426	0	0	---	27	51	.529	51	125	176	42	47	0	17	0	16	137	8.1	15
O'NEAL	11	243	48	93	.516	0	0	---	31	47	.660	21	40	61	15	41	0	2	24	13	127	11.5	21
FERRY	28	371	47	117	.402	14	45	.311	17	20	.850	12	48	60	31	45	1	10	14	6	125	4.5	20
PHILLS	17	331	46	114	.404	7	19	.368	22	32	.688	15	31	46	24	24	0	14	22	1	121	7.1	21
SNOW	32	652	44	114	.386	0	4	.000	30	43	.698	17	54	71	65	58	0	22	29	5	118	3.7	18
KEMP	4	152	33	71	.465	0	0	---	38	45	.844	16	25	41	8	12	0	5	16	4	118	29.5	31
MURRAY	13	399	37	112	.330	5	24	.208	26	32	.813	11	31	42	21	27	0	9	9	2	105	8.1	21
FREE	4	150	41	93	.441	0	4	.000	23	25	.920	4	6	10	31	12	0	6	6	0	105	26.3	32
HILL	10	315	29	68	.426	0	1	.000	43	71	.606	29	40	69	7	43	3	8	21	2	105	10.5	16
WALKER	18	290	39	90	.433	0	0	---	24	30	.800	14	21	35	53	36	0	14	6	4	102	5.7	20
BATTLE	19	223	37	87	.425	0	3	.000	21	23	.913	4	11	15	17	14	0	5	20	1	95	5.0	14
A. PARKER	11	331	30	64	.469	20	44	.455	11	15	.733	1	25	26	14	16	0	9	11	3	91	8.3	14
J. JONES	20	311	26	75	.347	22	64	.344	13	14	.929	1	28	29	9	42	0	8	5	3	87	4.4	17
THURMOND	14	376	37	79	.468	0	0	---	13	32	.406	38	80	118	28	52	2	6	0	30	87	6.2	13
HUBBARD	8	123	25	51	.490	1	1	1.000	13	18	.722	12	11	23	3	17	0	3	8	0	86	10.8	23
HINSON	4	120	26	48	.542	0	0	---	15	23	.652	10	20	30	3	18	1	3	8	9	67	16.8	24
E. SMITH	5	112	29	57	.509	0	0	---	8	14	.571	12	31	43	1	19	0	8	5	6	66	13.2	20
LOVE	4	107	17	41	.415	9	21	.429	14	19	.737	6	22	28	10	12	0	1	6	2	57	14.3	23
WALLACE	27	480	25	46	.543	0	0	---	7	26	.269	50	72	122	19	39	0	12	10	18	57	2.1	9
DA. JONES	29	347	18	62	.290	14																	

ALL-TIME CLEVELAND CAVALIERS PLAYOFF STATISTICS (CONT.)

PLAYER	G	MIN	Field Goals			3-Point FG			Free Throws			Rebounds				PF	DQ	STL	TO	BLK	PTS	AVG	HI
			FGM	FGA	PCT	FGM	FGA	PCT	FTM	FTA	PCT	OFF	DEF	REB	AST								
CAMPBELL	4	37	6	14	.429	1	2	.500	10	12	.833	1	1	2	1	3	0	1	3	1	23	5.8	13
VALENTINE	5	80	7	20	.350	0	0	---	7	8	.875	3	4	7	16	7	0	5	5	0	21	4.2	8
BROKAW	3	44	9	19	.474	0	0	---	2	6	.333	3	1	4	12	7	0	2	0	1	20	6.7	12
LAMBERT	11	72	8	20	.400	0	0	---	3	4	.750	6	16	22	1	14	0	3	0	2	19	1.7	4
CHIEVOUS	3	28	6	10	.600	0	0	---	7	9	.778	2	1	3	2	2	0	1	3	0	19	6.3	13
KNIGHT	4	132	6	21	.286	0	0	---	6	10	.600	0	16	16	23	16	1	10	8	1	18	4.5	11
POTAPENKO	4	70	6	15	.400	0	0	---	5	10	.500	3	8	11	3	8	0	2	6	0	17	4.3	8
WITTE	7	28	6	11	.545	0	0	---	4	4	1.000	4	5	9	4	4	0	0	0	0	16	2.3	6
COLTER	4	43	5	10	.500	0	1	.000	2	4	.500	1	0	1	2	2	0	1	0	0	12	3.0	5
HIGGINS	3	57	4	11	.364	2	7	.286	1	2	.500	2	2	4	4	10	0	1	3	1	11	3.7	5
PERKINS	8	33	2	8	.250	0	0	---	6	10	.600	2	7	9	0	6	0	0	4	3	10	1.3	3
M. MILLER	9	65	3	5	.600	3	5	.600	0	0	---	0	10	10	0	6	0	1	1	1	9	1.0	3
J. HARRIS	6	16	2	6	.333	1	3	.333	3	4	.750	0	1	1	1	1	0	0	1	0	8	1.3	7
SURA	6	49	3	8	.375	0	2	.000	2	3	.667	0	4	4	7	8	0	2	6	0	8	1.3	4
M. WEST	4	68	3	5	.600	0	0	---	2	5	.400	5	13	18	4	19	0	2	5	0	8	2.0	4
NEWBLE	11	21	3	5	.600	1	3	.333	0	0	---	1	2	3	1	4	0	1	1	0	7	0.6	7
MORTON	2	9	2	5	.400	0	0	---	2	2	1.000	0	0	0	0	1	0	0	1	0	6	3.0	6
ROBERTS	1	7	3	4	.750	0	0	---	0	2	.00	1	1	2	0	0	0	0	1	0	6	6.0	6
DUDLEY	5	28	2	5	.400	0	0	---	1	2	.500	4	2	6	2	4	0	0	2	0	5	1.0	2
POWE	3	9	1	4	.250	0	0	---	3	4	.750	1	1	2	0	3	0	0	1	0	5	1.7	4
KINSEY	9	11	1	3	.333	0	0	---	2	2	1.00	1	1	2	0	2	0	1	1	0	4	0.4	2
H. JAMES	8	22	1	10	.100	0	3	.000	2	4	.500	1	1	2	2	2	0	1	1	0	4	0.5	4
MOKESKI	3	10	1	2	.500	0	0	---	2	2	1.000	0	2	2	0	2	0	1	0	1	4	1.3	2
C. THOMAS	1	11	0	1	.000	0	0	---	2	3	.667	1	0	1	0	2	0	0	0	0	3	3.0	2
GUIDINGER	4	15	1	3	.333	0	0	---	0	2	.000	1	0	1	0	1	0	0	2	1	2	0.5	2
B. THOMAS	3	8	1	2	.500	1	2	.500	0	0	---	0	1	1	1	0	0	1	0	0	3	1.0	3
MARION	6	25	1	6	.167	0	0	---	0	0	---	2	4	6	1	1	0	2	0	0	2	0.3	2
DW. JONES	5	20	1	2	.500	0	0	---	1	2	.500	2	4	6	0	4	0	0	1	1	3	0.6	2
JACKSON	5	25	1	5	.200	0	0	---	0	2	.00	0	5	5	1	5	0	0	1	0	2	0.4	2
GARRETT	4	5	0	0	---	0	0	---	2	4	.500	0	0	0	0	0	0	0	0	0	2	0.5	2
CURRY	2	17	1	4	.250	0	1	.000	0	0	---	1	0	1	2	1	0	0	0	1	2	1.0	2
CROTTY	2	9	0	0	---	0	0	---	2	2	1.000	1	0	1	1	0	0	1	1	1	2	1.0	2
K. WILLIAMS	2	7	1	2	.500	0	0	---	0	0	---	0	0	0	1	1	0	0	0	0	2	1.0	2
BROOKS	1	8	0	1	.000	0	0	---	2	2	1.000	0	0	0	2	1	0	0	0	0	2	2.0	2
SCOTT	1	3	1	2	.500	0	0	---	0	0	---	0	0	0	0	0	0	0	1	1	2	2.0	2
HAYWOOD	1	2	0	1	.000	0	0	---	0	0	---	0	0	0	0	0	0	0	0	0	0	0.0	0
J. WILLIAMS	3	4	0	2	.000	0	2	.000	0	0	---	0	0	0	0	1	0	0	0	0	0	0.0	0
A. HENDERSON	2	9	0	2	.000	0	0	.000	0	0	.000	1	1	2	0	1	0	0	0	0	0	0.0	0
R. ANDERSON	2	9	0	3	.000	0	0	---	0	0	---	1	2	3	0	0	0	0	0	0	0	0.0	0
POLLARD	3	2	0	0	---	0	0	---	0	0	---	0	0	0	0	1	0	0	0	0	0	0.0	0
KEYS	1	12	0	3	.000	0	1	.000	0	0	---	0	3	3	1	1	0	0	2	0	0	0.0	0
DREILING	1	7	0	2	.000	0	0	---	0	0	---	0	1	1	0	2	0	0	0	0	0	0.0	0
AMAECHI	1	2	0	1	.000	0	0	---	0	0	---	0	0	0	0	0	0	0	0	0	0	0.0	0
LANG	1	2	0	0	---	0	0	---	0	0	---	0	0	0	0	0	0	0	0	0	0	0.0	0
S. BROWN	1	1	0	0	---	0	0	---	0	0	---	0	0	0	0	0	0	0	0	0	0	0.0	0
DONNY MARSHALL	1	1	0	0	---	0	0	---	0	0	---	0	0	0	0	0	0	0	0	0	0	0.0	0
TM TOTAL	168	40680	5630	12621	.446	732	2182	.335	3216	4346	.740	1959	4913	6872	3127	3696	49	1093	2127	844	15208	90.5	124
OPP. TOTAL	168	40680	6000	13351	.449	744	2215	.336	3167	4202	.754	1883	4882	6765	3452	3873	43	1171	2014	809	15911	94.7	132

CAVALIERS INDIVIDUAL PLAYOFF RECORDS

Most Points		Player	Opponent	Date
Game	49	LeBron James	vs. Orlando	May 20, 2009
Half	28	LeBron James	@ Boston (1st H)	May 7, 2010
Quarter	21	LeBron James	@ Boston (1st Q)	May 7, 2010
Overtime	10	LeBron James	@ Orlando	May 26, 2009
Field Goals Made				
Game	20	LeBron James	vs. Orlando	May 20, 2009
Half	11	LeBron James	vs. Orlando (1st)	May 20, 2009
		LeBron James	@ Boston (1st H)	May 7, 2010
Quarter	8	LeBron James	@ Boston (1st Q)	May 7, 2010
Overtime	4	LeBron James	@ Detroit (2nd OT)	May 31, 2007
Field Goals Attempted				
Game	38	LeBron James	@ Golden State (OT)	June 4, 2015
Half	19	LeBron James	@ Golden State (2nd H)	June 4, 2015
	19	LeBron James	vs. Golden State (2nd H)	June 16, 2015
3-Pt. Field Goals Made				
Game	8	J.R. Smith	at Atlanta	May 20, 2015
Half	5	LeBron James	@ Washington (1st H)	April 30, 2006
	5	Daniel Gibson	vs. Detroit (2nd H)	June 2, 2007
	5	J.R. Smith	@ Atlanta	May 20, 2015
Overtime	2	LeBron James	@ Orlando	May 26, 2009
3-Pt. Field Goals Attempted				
Game	14	J.R. Smith	@ Golden State	June 14, 2015
Half	10	J.R. Smith	@ Golden State (1st H)	June 14, 2015
Overtime	5	LeBron James	@ Orlando	May 26, 2009
Free Throws Made				
Game	18	LeBron James	@ Orlando	May 24, 2009
Half	13	Brad Daugherty	vs. New Jersey (2nd H)	April 23, 1992
Quarter	10	LeBron James	vs. Detroit (4th Q)	May 19, 2006
Overtime	5	LeBron James	at Detroit (1st OT)	May 31, 2007
Free Throws Attempted				
Game	24	LeBron James	@ Orlando	May 24, 2009
Half	16	LeBron James	@ Orlando (2nd H)	May 24, 2009
Quarter	12	LeBron James	vs. Detroit (4th Q)	May 19, 2006
	12	LeBron James	@ Orlando (4th Q)	May 24, 2009
Overtime	6	LeBron James	at Detroit (1st OT)	May 31, 2007
Rebounds -- Total				
Game	20	Brad Daugherty	vs. New Jersey	May 9, 1993
Half	13	Brad Daugherty	vs. Boston	May 2, 1992
	13	LeBron James	@ Boston (2nd H)	May 13, 2010
Overtime	3	Sasha Pavlovic	@ Detroit	May 31, 2007
	3	LeBron James	@ Golden State	June 4, 2015
	3	Matthew Dellavedova	@ Golden State	June 7, 2015
Rebounds -- Offensive				
Game	10	Z. Ilgauskas	vs. San Antonio	June 12, 2007
Half	6	John Williams	@ New Jersey (2nd H)	April 29, 1992
	6	Donyell Marshall	vs. Washington (2nd H)	April 22, 2006
Rebounds -- Defensive				
Game	16	Brad Daugherty	vs. New Jersey	May 9, 1993
	16	LeBron James	@ Boston	May 13, 2010
Half	12	LeBron James	@ Boston (2nd H)	May 13, 2010
Overtime	3	LeBron James	@ Golden State	June 4, 2015
Assists		Player	Opponent	Date
Game	18	Mark Price	vs. Philadelphia	May 3, 1990
Half	10	John Bagley	vs. Boston (1st H)	April 23, 1985
	10	Mark Price	vs. Philadelphia (1st H)	May 3, 1990
	10	Mark Price	vs. New Jersey (1st H)	April 25, 1992
	10	Mark Price	@ Boston (1st H)	May 10, 1992
Overtime	2	Foots Walker	@ Washington	April 26, 1976
	2	Larry Nance	@ Boston	May 10, 1992
	2	Gerald Wilkins	vs. Chicago	May 3, 1994
Steals				
Game	6	Ron Harper	@ Chicago	May 8, 1988
	6	Mark Price	vs. New Jersey	May 1, 1993
	6	John Williams	@ New York	April 29, 1995
Half	4	on nine occasions		
Overtime	2	Iman Shumpert	@ Golden State	June 7, 2015
Blocked Shots				
Game	6	Nate Thurmond	vs. Boston	May 14, 1976
	6	Larry Nance	vs. New Jersey	April 23, 1992
	6	Z. Ilgauskas	@ Detroit	May 17, 2006
Half	4	Tree Rollins	@ Chicago (1st H)	May 3, 1989
	4	Larry Nance	vs. Chicago (1st H)	May 23, 1992
	4	Z. Ilgauskas	@ Detroit (1st H)	May 17, 2006
	4	Z. Ilgauskas	vs. Boston (1st H)	May 11, 2010
	4	T. Mozgov	vs. Boston (1st H)	April 21, 2015
Overtime	1	on seven occasions		
Highest Field Goal Percentage (Min. 10 FG Made in Game)				
Game	91.7	Larry Nance	vs. Chicago (11-12)	May 15, 1993
	91.7	Drew Gooden	vs. Washington (11-12)	April 25, 2006
Half	100.0	Foots Walker	@ Washington (7-7)	April 13, 1977

OPPONENTS INDIVIDUAL PLAYOFF RECORDS

Most Points

Game	55	Michael Jordan	@ Chicago	May 1, 1988
Half	30	Michael Jordan	@ Chicago (2nd H)	May 3, 1989
	30	Michael Jordan	vs. Chicago (2nd H)	May 7, 1989
Quarter	20	Michael Jordan	@ Chicago (2nd Q)	April 28, 1988
	20	Gilbert Arenas	@ Washington (4th Q)	April 30, 2006
Overtime	8	Gilbert Arenas	vs. Washington	May 3, 2006

Field Goals Made

Game	24	Michael Jordan	@ Chicago	May 1, 1988
Half	14	Michael Jordan	@ Chicago (1st H)	May 1, 1988
Quarter	9	Michael Jordan	@ Chicago (3rd Q)	May 5, 1989
Overtime	3	Gilbert Arenas	vs. Washington	May 3, 2006

Field Goals Attempted

Game	45	Michael Jordan	@ Chicago	May 1, 1988
Half	25	Michael Jordan	@ Chicago (1st H)	May 1, 1988

3-Pt. Field Goals Made

Game	7	Derek Harper	vs. New York	May 4, 1995
	7	Stephen Curry	vs. Golden State	June 9, 2015
	7	Stephen Curry	@ Golden State	June 14, 2015
Half	6	Stephen Curry	vs. Golden State	June 9, 2015

3-Pt. Field Goals Attempted

Game	15	Stephen Curry	@ Golden State	June 7, 2015
Half	9	Stephen Curry	vs. Golden State (2nd H)	June 9, 2015
	9	Stephen Curry	@ Golden State (2nd H)	June 14, 2015
Overtime	2	on six occasions		

Free Throws Made

Game	22	Michael Jordan	@ Chicago	May 5, 1989
Half	13	Michael Jordan	@ Chicago (1st H)	May 5, 1989
Quarter	10	Gilbert Arenas	vs. Washington (4th Q)	April 22, 2006
Overtime	5	Rasheed Wallace	@ Detroit	May 31, 2007

Free Throws Attempted

Game	27	Michael Jordan	@ Chicago	May 5, 1989
Half	16	Michael Jordan	@ Chicago (1st H)	May 5, 1989
Quarter	11	Gilbert Arenas	vs. Washington (4th Q)	April 22, 2006
Overtime	6	Rasheed Wallace	@ Detroit	May 31, 2007

Rebounds -- Total

Game	23	Elvin Hayes	vs. Washington	April 15, 1977
Half	14	Elvin Hayes	vs. Washington	April 15, 1977
Overtime	3	Scottie Pippen	@ Chicago	May 5, 1989
	3	Jared Jeffries	@ Washington	May 5, 2006

Rebounds -- Offensive

Game	11	Dave Cowens	vs. Boston	May 14, 1976
	11	Charles Barkley	@ Philadelphia	April 26, 1990
Half	8	Dave Cowens	vs. Boston (2nd H)	May 14, 1976

Rebounds -- Defensive

Game	19	Elvin Hayes	vs. Washington	April 15, 1977
Half	14	Elvin Hayes	vs. Washington	April 15, 1977

Assists

Game	19	Rajon Rondo	vs. Boston	May 3, 2010
Half	12	Rajon Rondo	vs. Boston	May 3, 2010
Overtime	1	on seven occasions		

Steals

Game	5	Michael Jordan	@ Chicago	May 3, 1989
	5	Mookie Blaylock	@ New Jersey	April 30, 1992
	5	Reggie Lewis	@ Boston	May 10, 1992
	5	Rajon Rondo	@ Boston	May 13, 2010
	5	Jimmy Butler	@ Chicago	May 8, 2015
	5	Draymond Green	@ Golden State	June 7, 2015
Half	4	Jo Jo White	@ Boston (2nd H)	May 6, 1976
	4	Michael Jordan	vs. Chicago (1st H)	April 28, 1989
	4	Mookie Blaylock	vs. New Jersey (2nd H)	April 30, 1992
	4	Jimmy Butler	@ Chicago (1st H)	May 8, 2015
Overtime	1	on nine occasions		

Blocked Shots

Game	9	Derrick Coleman	@ New Jersey	May 7, 1993
Half	8	Derrick Coleman	@ New Jersey	May 7, 1993
Overtime	2	Luc Longley	vs. Chicago	May 3, 1994

Turnovers

Game	8	Jason Kidd	vs. New Jersey	May 16, 2007
	8	Jason Kidd	vs. New Jersey	May 8, 2007
	8	Scottie Pippen	vs. Chicago	May 3, 1994
	8	Reggie Miller	vs. Indiana	April 30, 1998
Half	6	Michael Jordan	@ Chicago (2nd H)	May 8, 1988
	6	Reggie Miller	vs. Indiana (2nd H)	April 30, 1998

Highest Field Goal Percentage (Min. 10 Made in Game)

Game	85.7	Chris Morris	@ New Jersey (12-14)	April 28, 1992
Half	100.0	Chris Morris	@ New Jersey (8-8, 1st H)	April 28, 1992

CAVALIERS TEAM PLAYOFF RECORDS

Most Points		Opponent	Date
Game	124	@ Boston	May 7, 2010
Half	68	vs. New Jersey (1st H)	April 23, 1992
	68	vs. New Jersey (1st H)	April 29, 1993
Quarter	41	@ Washington (4th Q)	April 13, 1977
Overtime	14	vs. Washington	May 3, 2006
	14	@ Orlando	May 26, 2009

Field Goals Made			
Game	53	@ Boston	April 18, 1985
Half	28	vs. Washington (2nd H)	April 13, 1976
	28	@ Boston (2nd H)	April 18, 1985
Quarter	19	@ Washington (4th Q)	April 13, 1977
Overtime	5	@ Washington	April 26, 1976
	5	@ Orlando	May 26, 2009

Field Goals Attempted			
Game	113	@ Washington	April 13, 1977
Half	61	@ Washington (2nd H)	April 13, 1977
Quarter	34	@ Washington (4th Q)	April 13, 1977
Overtime	9	on seven occasions	

3-Pt. Field Goals Made			
Game	14	@ Chicago	April 22, 2010
	14	@ Chicago	May 8, 2015
	14	vs. Atlanta	May 24, 2015
Half	9	@ Chicago (2nd H)	April 22, 2010
	9	vs. Chicago (1st H)	May 6, 2015
Overtime	2	vs. Atlanta	May 24, 2015

3-Pt. Field Goals Attempted			
Game	36	vs. Atlanta	May 24, 2015
Half	23	@ Chicago (2nd H)	April 22, 2010
Overtime	5	@ Orlando	May 26, 2009

Free Throws Made			
Game	39	vs. New Jersey	April 23, 1992
Half	29	vs. New Jersey (2nd H)	April 23, 1992
Quarter	21	vs. New Jersey (4th Q)	April 23, 1992
Overtime	6	vs. Washington	May 3, 2006
	6	@ Orlando	May 26, 2009

Free Throws Attempted			
Game	46	vs. Detroit	June 2, 2007
Half	31	vs. New Jersey (2nd H)	April 23, 1992
Quarter	21	vs. New Jersey (4th Q)	April 23, 1992
Overtime	7	vs. Washington	May 3, 2006

Rebounds - Total			
Game	56	@ Washington	April 13, 1977
	56	vs. Washington	April 25, 2007
	56	vs. Atlanta	May 24, 2015
	56	vs. Atlanta	May 26, 2015
	56	vs. Golden State	June 16, 2015
Half	33	vs. Washington (2nd H)	April 25, 2007
	33	@ Washington (2nd H)	April 13, 1977
	33	@ New Jersey (2nd H)	April 30, 1992
Quarter	24	vs. Washington (1st Q)	April 15, 1977
Overtime	7	@ Golden State	June 7, 2015

Rebounds - Offensive			
Game	24	@ Washington	April 13, 1977
	24	@ New Jersey	April 28, 1992
Half	14	@ Washington (2nd H)	April 13, 1977
Overtime	2	on three occasions	

Rebounds - Defensive		Opponent	Date
Game	43	vs. Atlanta	May 26, 2015
Half	25	vs. Washington (2nd H)	April 25, 2007
Overtime	5	@ Washington	May 5, 2006
	5	vs. Atlanta	May 24, 2015
	5	@ Golden State	June 7, 2015

Assists			
Game	42	vs. Boston	May 17, 1992
Half	22	vs. Boston (1st H)	May 17, 1992
Overtime	3	@ Chicago	May 5, 1989
	3	vs. Atlanta	May 24, 2015

Personal Fouls			
Game	40	vs. Boston	April 25, 1985
Half	23	@ Orlando (2nd H)	May 24, 2009
Overtime	6	@ Detroit (1st OT)	May 31, 2007

Steals			
Game	14	vs. Indiana	April 30, 1998
Half	9	@ Boston (1st H)	April 20, 1985
	9	@ Washington (1st H)	April 27, 2008
	9	@ Boston (1st H)	May 6, 2008
Overtime	3	@ Golden State	June 7, 2015

Blocked Shots			
Game	13	@ Chicago	May 3, 1989
Half	10	vs. Chicago (2nd H)	April 17, 2010
Overtime	2	@ Detroit (2nd OT)	May 31, 2007

Turnovers			
Game	24	@ Boston	May 9, 1976
	24	@ New York	April 29, 1995
	24	@ Boston	May 13, 2010
Half	16	@ New Jersey (1st H)	May 7, 1993
Quarter	10	@ New Jersey (2nd Q)	May 7, 1993
Overtime	4	@ Orlando	May 5, 2006

Highest Field Goal Percentage			
Game	59.5	@ Boston (44-74)	May 7, 2010
Half	65.6	vs. Philadelphia (21-32, 2nd H)	May 1, 1990
Quarter	75.0	vs. Philadelphia (9-12, 4th Q)	May 1, 1990
Overtime	66.7	vs. Washington (4-6)	May 3, 2006

Highest 3-Pt. Field Goal Percentage			
Game	70.0	vs. New Jersey (7-10)	April 29, 1993
Half	100.0	@ New York (4-4, 1st H)	April 27, 1995
Overtime	100.0	@ Chicago (1-1)	May 5, 1989

Highest Free Throw Percentage			
Game	95.8	@ Chicago	May 10, 2015
	95.8	@ Detroit	April 26, 2009
Half	100.0	vs. New Jersey (16-16, 1st H)	April 25, 1992
Quarter	100.0	vs. New Jersey (21-21, 4th Q)	April 23, 1992
Overtime	100.0	vs. Chicago (1-1)	May 3, 1994
	100.0	@ Washington (1-1)	May 5, 2006
	100.0	@ Washington (1-1)	May 5, 2006

OPPONENT TEAM PLAYOFF RECORDS

Most Points			Rebounds - Defensive		
Game	132	vs. New York	Game	41	@ Washington
Half	70	@ Boston (1st H)	Half	24	@ San Antonio (1st H)
	70	vs. Boston (2nd H)			
Quarter	43	@ Detroit (2nd Q)			
Overtime	14	@ Washington			
Field Goals Made			Assists		
Game	56	vs. New York	Game	41	@ Boston
Half	30	vs. New York (2nd H)	Half	21	@ Boston (1st H)
Quarter	16	vs. New York (1st & 3rd Q)	Overtime	2	@ Chicago
	16	@ Chicago (1st Q)			
Overtime	5	@ Washington			
Field Goals Attempted			Personal Fouls		
Game	106	@ Chicago	Game	35	vs. Indiana
Half	53	@ Chicago (1st & 2nd H)	Half	20	vs. Indiana (2nd H)
	53	vs. New Jersey (1st H)	Overtime	4	@ Chicago
Quarter	30	@ Chicago (3rd Q)		4	vs. Washington
	30	vs. New Jersey (2nd Q)			
Overtime	9	vs. Washington			
	9	@ Washington			
	9	vs. Atlanta			
	9	@ Golden State			
3-Pt. Field Goals Made			Steals		
Game	17	vs. New York	Game	13	@ Washington
	17	@ Orlando (OT)		13	@ New Jersey
Half	11	vs. New York (2nd H)		13	@ Chicago
				13	@ Boston
			Half	9	@ Washington (1st H)
			Overtime	3	@ Golden State
3-Pt. Field Goals Attempted			Blocked Shots		
Game	38	@ Orlando (OT)	Game	14	@ New Jersey
Half	21	@ Orlando (2nd H)	Half	11	@ New Jersey (2nd H)
Overtime	6	vs. Atlanta	Overtime	3	@ Detroit (2nd OT)
Free Throws Made			Turnovers		
Game	39	vs. Boston	Game	26	@ Washington
	39	@ Orlando		26	@ New York
Half	30	@ Orlando (2nd H)	Half	15	@ Washington (1st H)
Quarter	19	@ Orlando (4th Q)		15	@ New York (1st H)
Overtime	7	@ Detroit (1st OT)	Quarter	10	vs. Washington (2nd Q)
			Overtime	4	@ Golden State
Free Throws Attempted			Highest Field Goal Percentage		
Game	51	@ Orlando	Game	63.0	@ New York (46-73)
Half	35	@ Orlando (2nd H)	Half	71.4	@ New York (25-35, 2nd H)
Quarter	23	@ Orlando (4th)	Quarter	81.3	@ New York (13-16, 3rd Q)
Overtime	8	@ Detroit (1st OT)	Overtime	71.4	@ Washington (5-7)
Rebounds - Total			Highest 3-Pt. Field Goal Percentage		
Game	63	vs. Boston	Game	100.0	vs. Chicago (3-3)
Half	33	vs. Washington (1st H)	Half	100.0	vs. Chicago (4-4, 2nd H)
	33	vs. Boston (1st H)			
Quarter	20	vs. Washington (2nd Q)			
	20	vs. Boston (1st Q)			
Overtime	8	@ Chicago			
Rebounds - Offensive					
Game	24	@ Chicago			
Half	13	vs. Boston (1st H)			
	13	@ Philadelphia (2nd H)			
	13	@ Chicago (1st H)			

CAVALIERS ALL-TIME PLAYOFF LEADERS

GAMES PLAYED			POINTS SCORED			SCORING AVERAGE (Minimum 150 points)			ASSISTS		
1	LEBRON JAMES	91	1	LEBRON JAMES	2,682	1	LEBRON JAMES	29.5	1	LEBRON JAMES	689
2	Zydrunas Ilgauskas	71	2	Mark Price	818	2	Brad Daugherty	19.1	2	Mark Price	327
	Anderson Varejao	71	3	Zydrunas Ilgauskas	784	3	KYRIE IRVING	19.0	3	Craig Ehlo	164
4	Daniel Gibson	50	4	Brad Daugherty	782	4	Ron Harper	18.8	4	Delonte West	141
5	Mark Price	47	5	Larry Nance	693	5	Mark Price	17.4	5	Brad Daugherty	137
6	John Williams	45	6	John Williams	559	6	Larry Nance	16.9	6	MO WILLIAMS	117
7	Sasha Pavlovic	42	7	Craig Ehlo	422	7	Campy Russell	15.8	7	Larry Nance	110
8	Brad Daugherty	41	8	Anderson Varejao	420	8	MO WILLIAMS	15.4	8	John Williams	95
	Larry Nance	41	9	Delonte West	408	9	Antawn Jamison	15.3	9	Larry Hughes	80
10	Craig Ehlo	40	10	Mo Williams	386	10	Jim Chones	14.5	10	Terrell Brandon	76

FIELD GOALS MADE			FIELD GOALS ATTEMPTED			FIELD GOAL % (Minimum 50 FGM)			STEALS		
1	LEBRON JAMES	917	1	LEBRON JAMES	2,048	1	TRISTAN THOMPSON	.558	1	LEBRON JAMES	150
2	Zydrunas Ilgauskas	313	2	Zydrunas Ilgauskas	656	2	Larry Nance	.527	2	Anderson Varejao	67
3	Larry Nance	283	3	Mark Price	603	3	Ron Harper	.523	3	Mark Price	64
4	Mark Price	280	4	Larry Nance	537	4	Brad Daugherty	.519	4	Craig Ehlo	47
5	Brad Daugherty	275	5	Brad Daugherty	530	5	Drew Gooden	.503	5	John Williams	45
6	John Williams	206	6	John Williams	426	6	TIMOFEY MOZGOV	.500		Larry Hughes	45
7	Craig Ehlo	161	7	Craig Ehlo	384	7	Anderson Varejao	.494	7	Delonte West	43
8	Anderson Varejao	160	8	Delonte West	334	8	Mike Sanders	.486	8	Larry Nance	30
9	Delonte West	145	9	Anderson Varejao	324	9	John Williams	.484	9	Mike Sanders	28
10	Drew Gooden	144	10	MO WILLIAMS	323	10	Zydrunas Ilgauskas	.477	10	Brad Daugherty	27

FREE THROWS MADE			FREE THROWS ATTEMPTED			FREE THROW % (Minimum 20 FTM)			BLOCKED SHOTS		
1	LEBRON JAMES	716	1	LEBRON JAMES	967	1	Mark Price	.944	1	Larry Nance	93
2	Brad Daugherty	232	2	Brad Daugherty	307	2	World B. Free	.920	2	LEBRON JAMES	89
3	Mark Price	202	3	Mark Price	214	3	John Battle	.913	3	Zydrunas Ilgauskas	82
4	Zydrunas Ilgauskas	156	4	Zydrunas Ilgauskas	209	4	Wally Szczerbiak	.897	4	John Williams	53
5	John Williams	147	5	John Williams	198	5	Bingo Smith	.893	5	Brad Daugherty	40
6	Larry Nance	127	6	Larry Nance	162	6	Derek Anderson	.885	6	Anderson Varejao	39
7	Anderson Varejao	100	7	Anderson Varejao	159	7	Daniel Gibson	.871	7	TIMOFEY MOZGOV	36
8	Delonte West	85	8	Delonte West	99		Terrell Brandon	.871	8	Nate Thurmond	30
9	Campy Russell	75	9	Larry Hughes	94	9	Delonte West	.859	9	TRISTAN THOMPSON	24
10	Larry Hughes	70	10	Campy Russell	91	10	Shawn Kemp	.844	10	Ben Wallace	18
	MO WILLIAMS	70									

3-PT. FIELD GOALS MADE (Commencing w/79-80)			3-PT. FIELD GOALS ATTEMPTED (Commencing w/79-80)			3-PT. FIELD GOAL % (Minimum 5 3-Pt. FGM) (Commencing w/79-80)			MINUTES PLAYED		
1	LEBRON JAMES	132	1	LEBRON JAMES	449	1	Chris Mills	.500	1	LEBRON JAMES	3,933
2	Daniel Gibson	57	2	Mark Price	166		Jamario Moon	.500	2	Zydrunas Ilgauskas	2,017
3	Mark Price	56	3	MO WILLIAMS	146	3	Anthony Parker	.455	3	Mark Price	1,691
4	MO WILLIAMS	52	4	J.R. SMITH	142	4	KYRIE IRVING	.450	4	Brad Daugherty	1,600
5	J.R. SMITH	51	5	Daniel Gibson	140	5	Dan Majerle	.435		Anderson Varejao	1,600
6	Craig Ehlo	41	6	Craig Ehlo	113	6	KEVIN LOVE	.429	6	Larry Nance	1,564
7	Delonte West	33	7	Delonte West	97	7	Daniel Gibson	.407	7	John Williams	1,416
	IMAN SHUMPERT	33	8	IMAN SHUMPERT	93	8	Gerald Wilkins	.393	8	Delonte West	1,312
9	Donyell Marshall	32	9	Donyell Marshall	91	9	Wesley Person	.368	9	Craig Ehlo	1,262
10	KYRIE IRVING	27	10	Sasha Pavlovic	76		Bobby Phills	.368	10	Larry Hughes	972
				MATTHEW DELLAVEDOVA	76						

OFFENSIVE REBOUNDS			DEFENSIVE REBOUNDS			TOTAL REBOUNDS			PERSONAL FOULS		
1	Zydrunas Ilgauskas	180	1	LEBRON JAMES	689	1	LEBRON JAMES	824	1	LEBRON JAMES	228
2	Anderson Varejao	147	2	Zydrunas Ilgauskas	343	2	Zydrunas Ilgauskas	523	2	Zydrunas Ilgauskas	220
3	LEBRON JAMES	135	3	Brad Daugherty	330	3	Brad Daugherty	419		Anderson Varejao	220
4	Larry Nance	110	4	Anderson Varejao	258	4	Anderson Varejao	405	4	John Williams	143
5	John Williams	99	5	Larry Nance	220	5	Larry Nance	330	5	Larry Nance	134
6	Brad Daugherty	89	6	John Williams	206	6	John Williams	305	6	Brad Daugherty	113
7	TRISTAN THOMPSON	88	7	Drew Gooden	178	7	Drew Gooden	258	7	Mike Sanders	111
8	Drew Gooden	80	8	TRISTAN THOMPSON	128	8	TRISTAN THOMPSON	216	8	Drew Gooden	102
9	TIMOFEY MOZGOV	57	9	Jim Brewer	125	9	Jim Brewer	176	9	Craig Ehlo	101
10	Jim Brewer	51	10	Craig Ehlo	120	10	Craig Ehlo	164	10	Sasha Pavlovic	90

CAVALIERS PLAYOFF MISCELLANEOUS RECORDS

Team	All-Time Playoff Records				Year	All-Time Playoff Totals			
	Year	Home	Away	Total		Total	Home	Away	OT
ATLANTA					1976	6-7	5-2	1-5	0-1
	2009	2-0	2-0	4-0	1977	1-2	1-0	0-2	0-0
	2015	2-0	2-0	4-0	1978	0-2	0-1	0-1	0-0
	Total	4-0	4-0	8-0	1985	1-3	1-1	0-2	0-0
	Pct.	1.000	1.000	1.000	1988	2-3	2-0	0-3	0-0
BOSTON					1989	2-3	1-2	1-1	1-0
	1976	2-1	0-3	2-4	1990	2-3	2-0	0-3	0-0
	1985	1-1	0-2	1-3	1992	9-8	6-3	3-5	1-0
	1992	3-1	1-2	4-3	1993	3-6	2-3	1-3	0-0
	2008	3-0	0-4	3-4	1994	0-3	0-1	0-2	0-1
	2010	1-2	1-2	2-4	1995	1-3	0-2	1-1	0-0
	2015	2-0	2-0	4-0	1996	0-3	0-2	0-1	0-0
	Total	12-5	4-13	16-18	1998	1-3	1-1	0-2	0-0
	Pct.	.706	.235	.471	2006	7-6	4-2	3-4	2-0
CHICAGO					2007	12-8	7-3	5-5	1-0
	1988	2-0	0-3	2-3	2008	7-6	5-1	2-5	0-0
	1989	1-2	1-1	2-3	2009	10-4	6-1	4-3	0-1
	1992	1-2	1-2	2-4	2010	6-5	4-2	2-3	0-0
	1993	0-2	0-2	0-4	2015	14-6	7-3	7-3	2-1
	1994	0-1	0-2	0-3	19-Year Totals	84-84	54-30	30-54	7-4
	2010	3-0	1-1	4-1	Pct.	.500	.643	.357	.636
	2015	2-1	2-1	4-2					
	Total	9-8	5-12	14-20					
	Pct.	.529	.294	.412					
DETROIT									
	2006	2-1	1-3	3-4					
	2007	3-0	1-2	4-2					
	2009	2-0	2-0	4-0					
GOLDEN STATE	Total	7-1	4-5	11-6					
	Pct.	.875	.444	.647					
INDIANA	2015	1-2	1-2	2-4					
	Pct.	.333	.333	.333					
NEW JERSEY									
	1998	1-1	0-2	1-3					
	Pct.	.500	.000	.250					
NEW YORK	1992	2-0	1-1	3-1					
	1993	2-1	1-1	3-2					
	2007	2-1	2-1	4-2					
	Total	6-2	4-3	10-5					
	Pct.	.750	.571	.667					
ORLANDO									
	1978	0-1	0-1	0-2					
	1995	0-2	1-1	1-3					
	1996	0-2	0-1	0-3					
PHILADELPHIA	Total	0-5	1-3	1-8					
	Pct.	.000	.250	.111					
SAN ANTONIO	2009	2-1	0-3	2-4					
	Pct.	.667	.000	.333					
WASHINGTON	1990	2-0	0-3	2-3					
	Pct.	1.000	.000	.400					
	2007	0-2	0-2	0-4					
	Pct.	.000	.000	.000					

Playoff Overtime Games Team-By-Team

Date	W/L	Cle	Opp
ATLANTA			
5/24/2015 vs. Atlanta	W	114	111
BOSTON			
5/10/1992 @ Boston	W	114	112
CHICAGO			
5/5/1989 @ Chicago	W	108	105
5/3/1994 @ Cleveland	L	92	95
DETROIT			
5/31/2007 @ Detroit (2 OT)	W	109	107
GOLDEN STATE			
6/4/2015 @ Golden State	L	100	108
6/7/2015 @ Golden State	W	95	93
ORLANDO			
5/26/2009 @ Orlando	L	114	116
WASHINGTON			
4/26/1976 @ Washington	L	98	102
5/3/2006 @ Cleveland	W	121	120
5/5/2006 @ Washington	W	114	113

CAVALIERS MISCELLANEOUS RECORDS (CONT.)

Cavaliers

Biggest Win	116-86	(30) vs. Washington	4/21/08
	118-88	(30) vs. Atlanta	5/26/15
Biggest Win (Road)	124-95	(29) @ Boston	5/7/10
Biggest Loss	72-108	(36) @ Washington	4/24/08
Biggest Loss (Home)	88-120	(32) vs. Boston	5/11/10
Most Games Won	14	2015	
Most Games Lost	8	2007 and 1992	
Longest Game	2OT	@ Detroit	5/31/07
Longest Winning Streak	8	Detroit-Atlanta	4/18/09-5/11/09
Longest Losing Streak	8	Chicago-New York	5/11/93-4/27/95
Longest Winning Streak (Home)	7	Boston-Detroit-Atlanta	5/10/08-5/11/09
Longest Losing Streak (Home)	7	Chicago-New York	5/15/93-4/27/96
Longest Winning Streak (Road)	4	Detroit-Atlanta	4/24/09-5/11/09
	4	Chicago-Atlanta	5/10/15-5/22/15
Longest Losing Streak (Road)	14	Washington-Chicago	4/21/76-5/3/89
Most Points in Winning Game	124	@ Boston	5/7/10
Most Points in Losing Game	123	@ Boston	4/18/85
Least Points in Game	61	@ Detroit	5/21/06
Most Points in Quarter	41	@ Washington (4th Q)	4/13/77
Least Points in Quarter	8	@ New Jersey	5/18/07
Most Points in Half	68	vs. New Jersey (1st H)	4/23/92
	68	vs. New Jersey (1st H)	4/29/93
Least Points in Half	23	@ Detroit (2nd H)	5/21/06
Most Points in OT period	14	@ Orlando	5/26/09
	14	vs. Washington	5/3/06
Least Points in OT period	2	@ Golden State	6/4/15
Lowest FG% in Game	.315	@ Boston	5/6/08

Opponents

Most Points in Game	132	vs. New York	4/12/78
Most Points in Losing Game	120	vs. Washington	5/3/06
Least Points in Game	68	@ Detroit	4/24/09
Most Points in Quarter	43	@ Detroit (2nd Q)	5/7/06
Least Points in Quarter	6	vs. New Jersey (4th Q)	5/16/07
Most Points in Half	70	@ Boston (1st H)	4/18/85
	70	vs. Boston (2nd H)	5/11/10
Least Points in Half	28	vs. Atlanta (2nd H)	5/5/09
Most Points in OT period	16	@ Orlando	5/26/09
Least Points in OT period	6	@ Chicago	5/5/89
	6	@ Washington	5/5/06
	6	@ Golden State	5/7/15
Lowest FG% in Game	.315	vs. Atlanta	5/11/09

2015 PLAYOFFS RECAP

LAST YEAR'S POSTSEASON: The Cavaliers made their 19th playoff appearance in team history after the 2014-15 season. In this playoff run, **the Cavs advanced to the NBA Finals for the second time in franchise history (2007)** and lost 4-2 to Golden State. Cleveland finished the postseason with a 14-6 record. **The team's 14 playoff wins also set a franchise record.** En route to the NBA Finals, the Cavs swept Boston in the First Round (4-0), defeated Chicago in the Semifinals (4-2) and knocked off Atlanta (4-0). The Cavs all-time postseason record sits at 84-84, including 54-30 at home.

GAMES OF THE CENTURY: Including the 2014-15 regular season and postseason, the Cavs played at least 100 games for the second time in franchise history. **The team finished with 102 games played, tying the Cavs' highest mark set in 2006-07.**

2015 PLAYOFF NOTES: Below are team highlights from the 2015 NBA Playoffs.

- **FIRST FINALS WIN:** The Cavs garnered their first NBA Finals win in franchise history after taking a 95-93 overtime victory over Golden State in Game 2 on June 7, 2015. It was the 11th overtime game in Cavs postseason history (7-4) and 3rd of the 2015 playoffs. Cleveland also became the 1st team in league history to win a Finals game playing without its second and third leading scorers from the regular season (Kyrie Irving/Kevin Love). (*Elias*)
- **LONG DISTANCE MARK:** From May 14-26, 2015, Cleveland hit at least 10 three-pointers in five straight postseason games for the first time in franchise playoff history.
- **30-POINT WIN:** The Cavs defeated the Atlanta Hawks 118-88 in Game 4 of the Eastern Conference Finals on May 26, 2015, which **ties their largest margin of victory in franchise playoff history.** The team also had a 30-point win over Washington on April 21, 2008 (116-86).
- **TENACIOUS D:** The Cavs allowed just .419 shooting from the field in the 2015 postseason. In the semifinals, Cleveland held Chicago to just .401 shooting, including under .400 shooting in each of the final four contests. **The four consecutive games holding an opponent to under .400 shooting set a franchise playoff record.**
- **BLOCK PARTY:** The Cavs swatted 6.4 shots per game in the playoffs, including two games with 10 or more blocks (10 on 4/21/15 vs. BOS & 12 on 5/12/15 vs. CHI).
- **GLASS CONTROL:** In Game 6 of the NBA Finals, Cleveland outrebounded Golden State 56-39, led by three players with double-digit boards (James-18, Thompson-13 and Timofey Mozgov-12). The last time three Cavs had 12-plus rebounds in a playoff game was 4/30/1992 at New Jersey (Daugherty 14, Nance 13, Williams 13).

Most Games (regular+post), Cavaliers history

Cavaliers Team	Games
2014-15 Cavs	102
2006-07 Cavs	102
1991-92 Cavs	99

SWISH SETS FRANCHISE PLAYOFF 3-POINT RECORD: In Game 1 of the Eastern Conference Finals at Atlanta on May 20, 2015, J.R. Smith set a Cavaliers playoff record for three-pointers in a game after going 8-12 (.667) from beyond the arc, while tallying a **postseason career-best 28 points**, eight rebounds, three assists, one steal and one block in 36 minutes off the bench. Smith's eight three-point field goals were the **2nd-most by a non-starter in an NBA playoff game** (Jason Terry hit 9 3FGM against LAL on 5/8/2011).

BIG SHOW FOR MOZGOV: Timofey Mozgov registered his 4th double-double of the 2015 postseason after finishing with a career-high (regular season and postseason) 28 points on 9-16 (.563) shooting from the field, a 10-12 (.833) mark from the free-throw line, 10 rebounds (six offensive) and one steal in 33 minutes during Game 4 against the Warriors on June 9, 2015. **Mozgov became the first Cavaliers center to tally 28 points and 10 rebounds in a postseason game since Brad Daugherty on April 23, 1992 (40 pts/16 rbs vs. New Jersey).** (*Elias*)

KYRIE'S PERFORMANCE: Before his injury, Kyrie Irving scored in double figures in 12 of 13 career playoff games, including seven 20-point performances during the 2015 Playoffs. He also shot a team-high .450 (27-60) from the three-point line.

- In Game 1 of the NBA Finals at Golden State on June 4, 2015 Kyrie Irving had a strong all-around game with 23 points, seven rebounds, six assists, and a playoff career-high four steals and two blocks in 44 minutes. Irving is the first NBA player to total at least 23 points, seven rebounds, six assists, four steals and two blocks in a playoff game since May 2, 2000 when Chris Webber accomplished that feat against the Lakers (23 pts/13 rbs/8 asts/4 stls/7 blks).
- **BLOCKS AND POINTS:** Kyrie Irving swatted at least one shot in 10 of his 13 playoff games, while also scoring 56 points in his first two playoff contests as a Cavalier (April 19-21, 2015). Only LeBron James (58 points in 2006) scored more points in his first two playoff games wearing a Wine and Gold jersey.
- **EFFICIENT GAME:** In Game 2 against Chicago on May 6, 2015, Irving had 21 points on just nine field goal attempts, becoming the first Cavaliers player since Daniel Gibson in Game 6 of the 2007 Eastern Conference Finals versus the Pistons to record 20 or more points on nine or fewer field-goal attempts in a playoff game (Gibson-31 points on 9 FGA).

DOIN' THE DIRTY WORK: In his first career postseason, Tristan Thompson is averaging **10.8 rebounds (2nd highest on the team)**, to go along with 9.6 points on a team-best .558 shooting and 1.2 blocks in 36.4 minutes per game. **As a starter (last 15 games), he had nine double-doubles and is averaging 10.6 points on .549 shooting, 12.1 rebounds and 1.3 blocks in 39.2 minutes.**

- **THIRD TIME EVER:** In the Game 6 victory against Chicago on May 14, 2015, Thompson had 13 points, 17 rebounds (six offensive) and two blocks in 40 minutes of work. He became just the **third Cavs player to put up at least 13 points, 17 rebounds and two blocks in a playoff game in team history** (Brad Daugherty on 5/9/93 vs. NJ and Zydrunas Ilgauskas on 4/30/07 vs. WAS).
- **BIG WHEN IT COUNTS MOST:** During the 2015 NBA Finals against Golden State, Thompson averaged 13.0 rebounds to go along with 10.0 points and 1.0 block in 41.2 minutes per game. He grabbed double-digit rebounds in all six Finals games, posting four double-doubles, including a playoff career-best 19 points on 6-11 (.545) shooting, 10 rebounds, two steals and two blocks in 40 minutes at Golden State in Game 5 of the NBA Finals on June 14, 2015.

ROAD SHOW: Cleveland went **7-3 on the road in the 2015 postseason, winning five of their seven victories on the road by at least eight points.** Away from home, the Cavs have held their foes to 92.0 points on .411 shooting from the field and .278 from beyond the arc.

- **ECF:** After winning the first two games in Atlanta during the Eastern Conference Finals, **the Cavaliers became just the 9th team in NBA history to go on the road and win the first two games of a series, the winner of which would advance to the NBA Finals. But the Cavs became only the second of those nine teams to earn each of those victories by at least eight points, with the other such instance coming in the 1947 playoffs, in the first season of the Basketball Association of America, the forerunner of the NBA.** In 1947, the playoff format called for the regular-season champions from the East and the West (the Washington Capitols and the Chicago Stags, respectively) to meet in a best-of-seven series, with the winner advancing to the Finals against the survivor of playoff competition involving four other teams. The Stags won the first two games of the series over Red Auerbach's Capitols in Washington, 81-65 and 69-53, and took the series, four games to two. (*Elias Sports Bureau*)

OSCAR-WORTHY PERFORMANCE: LeBron James started in all 20 games during the Cavs' NBA Finals run in the 2015 Playoffs, recording an NBA-high 14 double-doubles (three triple-doubles) and averaging 30.1 points, a career-high 11.3 rebounds, a career-high 8.5 assists, 1.7 steals and 1.1 blocks in 42.2 minutes per game. **He joined Oscar Robertson as the only players in league playoff history to average at least 30.0 points, 11.0 rebounds and 8.0 assists in a single postseason.**

MOVIN' UP THE LADDER: James also moved up in several postseason all-time rankings throughout the playoffs:

- On 4/19/15 vs. BOS in Game 1: Passed Michael Jordan (1,022) for **9th in career postseason assists** and passed Derek Fisher (272) for **11th in career postseason steals**.
- On 4/21/15 vs. BOS in Game 2: Passed Jerry West (4,457) for **7th in career postseason scoring**.
- On 4/23/15 at BOS in Game 3: Passed Robert Horry (276) for **10th in career postseason steals** and **tied Clyde Drexler (278) for 9th in steals**.
- On 4/26/15 at BOS in Game 4: Passed Kobe Bryant (1,040) for **8th in playoff assists**, Shaquille O'Neal (1,168) for **6th in free throws made** and Clyde Drexler (278) for **9th in steals**.
- On 5/4/15 vs. CHI in Game 1: Passed Scottie Pippen (1,048) for **7th in career playoff assists**.
- On 5/8/15 vs. CHI in Game 3: Passed Tony Parker (1,059), Steven Nash (1,061) and Larry Bird (1,062) for **4th all-time in career playoff assists**.
- On 5/12/15 vs. CHI in Game 5: Passed Jason Kidd (237) for **9th all-time in career playoff three-pointers made**.
- On 5/14/15 vs. CHI in Game 6: Passed Tim Duncan (1,202) for **5th all-time in career playoff free throws made**.
- On 5/20/15 at ATL in Game 1: Passed Jerry West (1,622) for **7th all-time in NBA postseason history in field goals made**.
- On 5/22/15 at ATL in Game 2: Passed Jerry West (1,213) for **4th all-time in career playoff free throws made**.
- On 5/24/15 vs. ATL in Game 3: Passed Karl Malone (4,782) for **6th all-time in career postseason scoring** and Jason Kidd (11) for **2nd all-time in playoff triple-doubles**.
- On 5/26/15 vs. ATL in Game 4: Passed Maurice Cheeks (295) and Larry Bird (296) for **7th all-time in career postseason steals**.
- On 6/14/15 at GSW in Game 5: Passed Jason Kidd (302) for **6th all-time in career postseason steals**, passed Michael Jordan (7,474) for **10th** and Bill Russell (7,497) for **9th on the NBA's all-time postseason minutes list**.
- On 6/16/15 vs. GSW in Game 6: Passed Karl Malone (1,269) for **3rd all-time in free throws made**; also passed Malone (1,743) for **6th place on the career playoff field goals made**, and passed Magic Johnson (7,538) and Wilt Chamberlain (7,559) for **7th all-time in playoff minutes played**.

2015 PLAYOFFS RECAP (CONT.)

MORE ON LEBRON'S 2015 POSTSEASON: In the 2015 Playoffs, LeBron James ranked among the top playoff leaders in **points (30.1, 2nd)**, **rebounds (11.3, 4th)**, **assists (8.5, 3rd)**, **steals (1.7, 13th)**, **14 double-doubles (1st)** and **three triple-doubles (tied-1st)**.

- **BIG IN FINALS:** In the 2015 NBA Finals, James recorded five double-doubles (two triple-doubles) and averaged 35.8 points, 13.3 rebounds, 8.8 assists and 1.3 steals in 45.7 minutes.
- **FIRST IN FINALS HISTORY TO...:** James became the first player in Finals history to lead the series in points, rebounds and assists; became the first player to produce two triple-doubles with 30 or more points in one Finals series; first player to lead all players in points, rebounds and assists; and first player to post at least 20 points, 12 rebounds and eight assists in five straight games (Games 2-6).
- **MR. 5,000:** With James' 12th point in Game 6 of the NBA Finals, he became just the sixth player in NBA history to score 5,000 career playoff points, joining Michael Jordan, Kareem Abdul-Jabbar, Kobe Bryant, Shaquille O'Neal and Tim Duncan.
- **40 PTS IN TRIPLE-DOUBLE:** James scored 40 points as part of his triple-double in Game 5 of the 2015 NBA Finals against the Warriors (14 rebounds, 11 assists). Only three other players scored 40 points in a playoff triple-double: Oscar Robertson (twice in 1963), Jerry West (1969), and Charles Barkley (1993). West was the only player other than James to do so in an NBA Finals, doing so with 42 points with 13 rebounds and 12 assists in a Game 7 loss to the Celtics. (*Elias Sports Bureau*)
- **MULTIPLE TRIP-DUBS IN FINALS:** James was the first player to produce two triple-doubles with 30 or more points in one Finals series (2015). And including a 32-point triple-double with the Heat in the 2013 Finals, he now has three triple-doubles with 30-plus points in Finals competition, matching the total for all other players in the shot-clock era. (Jerry West, James Worthy, and Charles Barkley had one each.) James has been responsible for the last six triple-doubles in NBA Finals games. That ties the record set by Magic Johnson, who turned in six consecutive Finals triple-doubles from 1980 to 1985.
- **FIRST TIME FOR HIM:** LeBron James tallied 40 points, 12 rebounds, a game-high eight assists, four steals and two blocks in 46 minutes in Game 3 against the Warriors in The Finals. It was the first time in James' playoff career that he put together that stat line.
- **GAME 2 DOMINANCE:** During Game 2's 95-93 win at Golden State on June 7, 2015, James registered his 13th career playoff triple-double with game highs in points (39), rebounds (16) and assists (11), becoming the first player in NBA playoff history to reach those totals. It was James' 5th triple-double in his NBA Finals career (now has 6), which only trails Magic Johnson (8) for the most all-time in the Finals. James also became the 2nd player in NBA Finals History with at least 35 points, 15 rebounds and 10 assists, joining James Worthy in 1988.
- **THE OUTRIGHT WAY:** James has been his team's outright leader in points, rebounds and assists in 37 postseason games. The Elias Sports Bureau notes that's the most all time, 24 more than the player with the next-most, Larry Bird with 13. In Game 2 of the 2015 NBA Finals, James became the 2nd player to produce outright game highs of points, rebounds and assists during the NBA Finals, joining Shaquille O'Neal, who did so at Los Angeles in the Lakers' Game 2 victory over the Nets in 2002 (40 points, 12 rebounds and eight assists). James also repeated this feat when he tallied outright game highs in points, rebounds and assists in Game 5 and Game 6 of the 2015 NBA Finals.
- **ECF:** In the Eastern Conference Finals against Atlanta, James averaged a near triple-double: 30.3 points, 11.0 rebounds, 9.3 assists and 2.0 steals in 38.3 minutes per game. No other player in league history has ever averaged at least 30.0 points, 10.0 rebounds and 9.0 assists in a playoff series.
- **RARE AIR:** In the Game 3 win over Atlanta in the ECF on May 24, 2015, LeBron James collected his first triple-double of the 2015 playoffs (12th in postseason career) after recording game-highs of 37 points, 18 rebounds (career-high eight offensive) and 13 assists, to go along with three steals in 47 minutes. James became the first player in NBA postseason history to put together a stat line of at least 37 points, 18 rebounds and 13 assists. The last player to have that stat line in any game was Philadelphia's Wilt Chamberlain (53 points, 32 rebounds and 14 assists), who did it in a regular season contest against Los Angeles on 3/18/68.
 - Also in the Game 3 win versus the Hawks in the ECF, James earned his 12th triple-double of his playoff career, surpassing Jason Kidd's total of 11 and moving into 2nd place all-time, behind Magic Johnson, who had 30. James achieved the triple-double with his 10th assist with 3:49 remaining in the third quarter. No NBA player had produced a triple-double within the first three quarters of a playoff game since Chris Paul, playing for the Hornets against the Lakers, did that in 2011. No NBA player had earned a triple-double so early in a game since 2009, when Rajon Rondo achieved it with 6:15 to play in the third quarter, playing for the Celtics against the Bulls.
- **BULLS EYE:** In the six games against Chicago in the Eastern Conference Semifinals, LeBron James averaged 26.2 points, 11.0 rebounds and 8.8 assists to go along with five double-doubles. He became the first player since Magic Johnson in 1991 to finish a series with averages of 25 points, 10 rebounds and eight assists. (*Elias*)
- **38-12-6-3-3 & ZERO TURNOVERS:** In Game 5 of the Semifinals against Chicago, James registered 38 points, 12 rebounds, six assists, three steals, three blocks and zero turnovers in 41 minutes. James became just the third player in NBA postseason history to record at least 35 points, 10 boards, five assists, three steals and three blocks in a playoff game, joining Dwayne Wade (at Dallas 6/20/2006) and Elvin Hayes (vs. Buffalo 4/20/1975). Since the league began recording turnovers in 1977-78, James is the only NBA player in playoff history to record that stat line while also having zero turnovers. It was the 3rd time that James scored at least 35 points and did not commit a turnover in a playoff game (38 pts against Pistons in 2009 and 35 pts vs. Celtics in 2011). No other active NBA player has more than one such game in the playoffs.
- **JAMES' BUZZER-BEATER:** In Game 4 of the 2015 Eastern Conference Semifinals at Chicago on May 10, 2015, LeBron James drained a 21-foot baseline jumper as time expired to give the Cavs an 86-84 victory. It was James' third career playoff buzzer-beater, the most by any player in the past 15 years. He also has the same number of game-winning buzzer-beaters in the playoffs as Michael Jordan had in his career. Overall, James has four career game-winning buzzer-beaters (1/23/09 at GSW).
- **POINTS IN BUNCHES OVER BOSTON:** In the First Round series against Boston, James averaged 27.0 points, 9.0 rebounds, 6.5 assists, 2.3 steals and 1.5 blocks in 43.0 minutes per game. With 108 total points in the series, James has scored 831 career postseason points against the Celtics. The only other players to score at least 800 playoff points against Boston are Wilt Chamberlain (1,260), Jerry West (1,254) and Elgin Baylor (1,036).

Players to score 40 points in a Playoff Triple-Double		Players to score 30 points in a triple-double during NBA Finals	
Player	YEAR	Player	Times
1. LEBRON JAMES (1 time)	2015	1. LEBRON JAMES (2013/twice in 2015)	3
2. Oscar Robertson (2 times)	1963	2. Jerry West	1
3. Jerry West (1 time)	1969	3. James Worthy	1
4. Charles Barkley (1 time)	1993	4. Charles Barkley	1

Most Points in First 2 Games of NBA Finals		Most Points in First 3 Games of NBA Finals	
Player	Points	Player	Points
1. Jerry West (1969 Finals)	94	1. LEBRON JAMES (2015 Finals)	123
2. LEBRON JAMES (2015 Finals)	83	2. Rick Barry (1967 Finals)	122
Shaquille O'Neal (2000 Finals)	83	3. Jerry West (1969 Finals)	118

Multiple Triple-Doubles, NBA Finals series, All-Time	
Player	Finals Year
LEBRON JAMES	2013 & 2015
Magic Johnson	1984, 1985 & 1991
Larry Bird	1986
Wilt Chamberlain	1967

LeBron James' playoff game-winning buzzer-beaters	
Date / Opponent	Round
May 10, 2015 at CHI	Conf. Semis
May 22, 2013 vs. IND	Conf. Finals
May 22, 2009 vs. ORL	Conf. Finals



Media Relations

MEDIA INFORMATION

The Cleveland Cavaliers Basketball Communications Team welcomes you to the 2016 NBA Playoffs. It is our goal to provide a professional and productive working environment. To assist in your coverage of the Cavaliers, please note the following:

CREDENTIALS: You must have a Cavaliers credential (season or single-game) to be admitted to Quicken Loans Arena, and your credential must be visibly worn at all times. Credentials should be requested through the Cavaliers Basketball Communications Team.

If you have already received a **season credential** from us, it will be honored for the first three rounds of the 2016 NBA Playoffs. Please remember that your credential must be clearly displayed at all times upon entry of Quicken Loans Arena.

Single-game credentials must be requested to Cherome Owens via e-mail at cowens@cavs.com for each game NO LATER later than 5:00 p.m. the day before a game (5:00 p.m. on Friday for weekend and Monday games). Due to the volume of requests, this policy will be more strictly enforced than during the regular season.

Your credential does not guarantee a seat. Season and single-game credentials are non-transferable and any unauthorized use will subject the bearer to ejection from Quicken Loans Arena and the forfeiture of the credential. No autographs are allowed during media access periods.

MEDIA ENTRANCE: All members of the media must enter Quicken Loans Arena through the media entrance, which is located on the east side of the arena (across from Gateway East Garage) and opens three hours prior to game time. A photo ID is required to obtain your single-game credential.

If you are coming out of the Gateway East parking garage, crossing East 6th Street, you will see the Cavaliers Team Shop and main box office entrance. The media gate is located just to the left (south) of the Team Shop. Several available options for parking are in close proximity to The Q.

MEDIA WORKROOMS: During the playoffs, there will be two separate media workrooms in addition to a work area for photographers. All print media members who regularly cover the team should use their existing workspace located on the event level. The media workroom for additional media members is located in the press conference area on event level. The photography work room is also positioned on the event level near the press conference area.

Media workspace will open three hours before game time and remain open until the last member of the media is finished working. In order to provide the proper working environment, friends, relatives or guests of the media will not be permitted access to the media workrooms.

TELEPHONES: A limited number of telephones are provided for general use in both media workrooms. Individuals using those phones should make all calls on a collect, third-person or credit card basis. If you would like to order your own phone line, please contact the Basketball Communications Team.

SERVICES: A pregame meal will be available to working media at the cost of \$10.00. Meals will be available starting two and a half hours prior to tipoff.

SEATING: Working media seats are located in Section C126, the Section 128 platform, Section 130 and Section 133 (additional locations may be added for later rounds). All locations are equipped with electrical power. These seats are assigned and members of the media should sit in their respective assigned seats for the game. While our team attempts to provide seating for members of the media generally in the same area for each game, seats may be moved for a specific game based on availability and other factors.

All full season and single-game credentialed media members must e-mail Cherome Owens at cowens@cavs.com for each game NO LATER than 5:00 p.m. the day before a game (5:00 p.m. on Friday for weekend and Monday games) to request a seat in the media seating areas. All seats will be on a reserved basis.

Media members who are not granted a seat will be able to watch the game on the TVs in the media room locations on Level 1.

TV AND RADIO: Visiting television broadcast positions will be courtside, adjacent to the visitors' bench. Radio broadcast positions will be in the "Joe Tait Perch" (radio booth) in Section C126. If statisticians are desired, please make arrangements with the Cavaliers Basketball Communications Team at least 24 hours before game time. All requests for pregame or postgame interviews should be directed to the Cavaliers Basketball Communications Team.

PHOTOGRAPHERS: For media utilizing photography, if you are granted a photo lane for a playoff game, you are required to wear one of the photo arm bands provided by the Cavaliers Basketball communications team.

Per NBA league-wide regulations, very limited space is available at each end of the court for photographers and will be specifically assigned by the NBA and the Cavaliers Basketball Communications Team. In some instances, outlets that had a floor spot during the regular season will either be moved to the concourse level or need to share a spot with other outlets. Photographers are asked to keep off of the side courts and to be considerate of the ticket holders seated directly behind them.

Also, photographers are asked to wear rubber-soled shoes to protect the basketball floor and must have rubber lens shades for their

cameras.

Additional photographer spots will be assigned in designated areas of Sections 128 and 106.

PLAYER/COACH AVAILABILITY: Practices/Shootarounds: In general, the final 30 minutes of practice are open to the media with interviews afterward. To confirm practice/shootaround times, please contact the Basketball Communications Team at (216) 420-2350 or cmr@cavs.com. Typically, shootarounds will be held at Cleveland Clinic Courts for the Cavaliers and Quicken Loans Arena for visiting teams.

Pregame: In accordance with NBA policy, the Cavaliers' and visitors' locker rooms will be open to members of the media 75 minutes before each game for a 30-minute period. The Cavaliers' locker room is located at the northeast corner of Quicken Loans Arena, while the visitors' locker room is located on the east side of Quicken Loans Arena.

Postgame: Locker rooms will be open approximately 10 minutes after the conclusion of each game. Cavaliers Head Coach Tyronn Lue will do his postgame interviews in the press conference area. In addition, at least one player from each team will be available in the press conference area.

CELL PHONE USE IN LOCKER ROOMS: Per NBA policy, media members are not permitted to place cell phone calls in the locker room.

PARKING: Complimentary media parking is very limited and round-by-round parking passes will be assigned. For those media members who receive parking privileges for any round, the media parking area will be located in the Gateway East garage. Due to space limitation, if you had complimentary media parking during the 2015-16 regular season, it does not guarantee parking in the postseason.

**** Attention television stations: If you park on the Gateway Plaza between The Q and Progressive Field without the proper parking permit, your vehicle could be towed. ****

TRANSPORTATION: There is public transportation via Rapid Transit Authority (RTA) to Quicken Loans Arena, with bus service to the arena, as well as RTA service (from Cleveland Hopkins Airport) to Tower City. There is a covered, underground walkway from Tower City to Quicken Loans Arena.

If you have any questions, please do not hesitate to contact the Cavaliers Basketball Communications Team at (216) 420-2350 (The Q) or (216) 420-2464 (Cleveland Clinic Courts).

CAVALIERS COMMUNICATIONS TEAM



Tad Carper
Sr. Vice President,
Communications
O- (216) 420-2198
C- (216) 319-3864
tcarper@cavs.com



B.J. Evans
Director of Basketball
Communications
O- (216) 420-2370
C- (216) 644-7765
bevans@cavs.com



Jeff Schaefer
Basketball Communications
Manager
O- (216) 420-2267
C- (216) 212-7231
jschaefer@cavs.com



Cherome Owens
Basketball Communications
Coordinator
O- (216) 420-2262
C- (216) 218-2565
cowens@cavs.com



Alyssa Dombrowski
Basketball Communications
Seasonal Assistant
O- (216) 420-2342
C- (216) 390-0493
adombrowski@cavs.com



Billy Hartman
Basketball Communications
Seasonal Assistant
O- (216) 420-2350
C- (440) 665-0565
bhartman@cavs.com



Sarah Jamieson
Director of Communications
Integration
O- (216) 420-2672
C- (216) 780-3314
sjamieson@cavs.com



Phyllis Salem
Senior Director, Corporate
Communications, Arena PR
O- (216) 420-2231
C- (216) 299-8151
psalem@cavs.com

2016 PLAYOFFS SEATING LOCATIONS

To find your seating location for the game, please see any one of the seating charts located throughout The Q. Seating charts are available outside the media workroom on Level 1, outside the media workroom in the 'high-bay' area located near the media dining area (northwest corner of the arena on Level 2), in each media seating section or from anyone on the Cavaliers Basketball Communications Team.

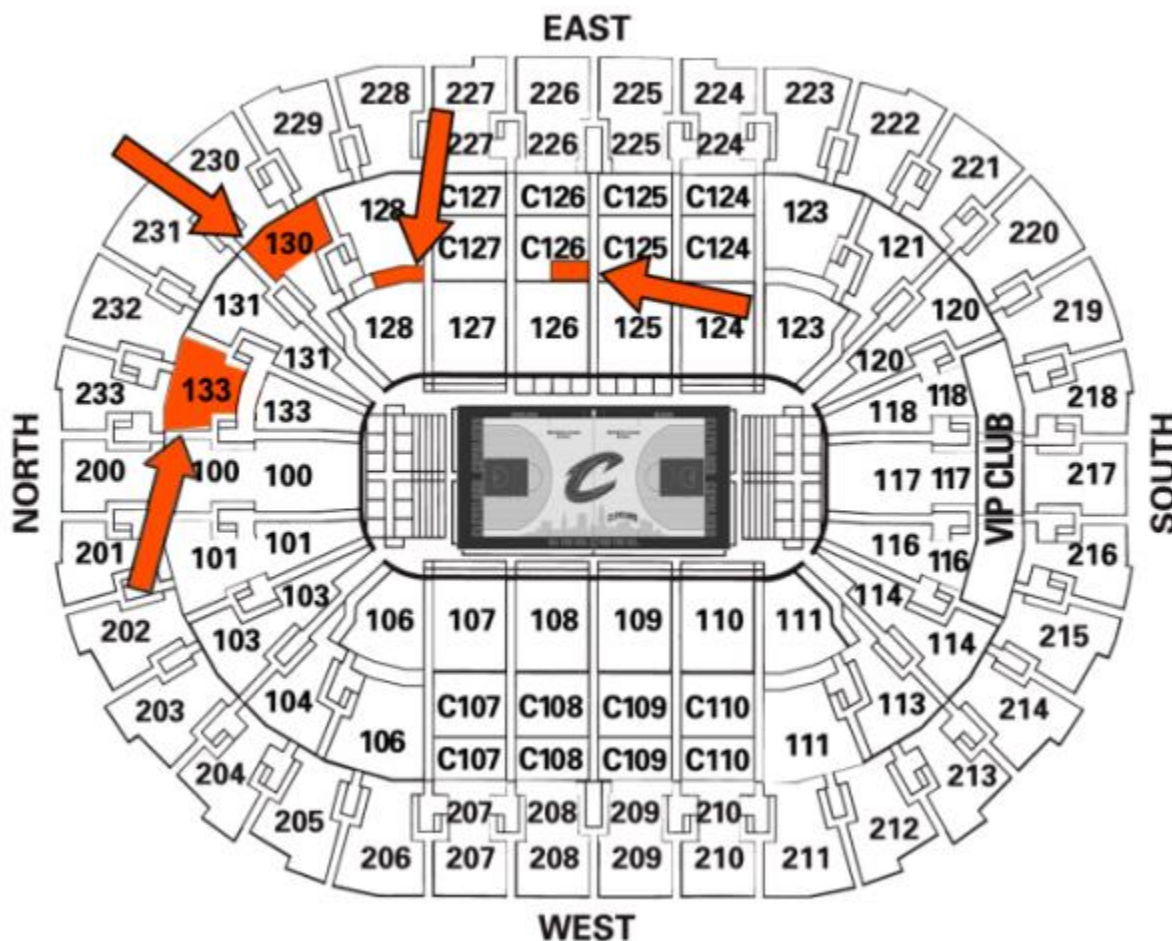
To Section C126: Access to this section is off the **fourth floor** of the arena. Head down the stairs in the vomitory marked C125/C126 and the seating area is in the first three rows of the section on the right.

To Section 128: Access to this section is off the **third floor** of the arena by entering the section 128/130 vomitory. The media section will be on your left. It is also accessible by taking the stairs up section 128 (off the floor) and then entering the section 128/130 vomitory on the **third floor**.

To Section 130: Access to this section is off the **third floor** of the arena by entering the section 128/130 vomitory. The media section will be in the top half of the section on the right. It is also accessible by taking the stairs up section 128 (off the event floor) and then entering the section 128/130 vomitory on the **third floor**.

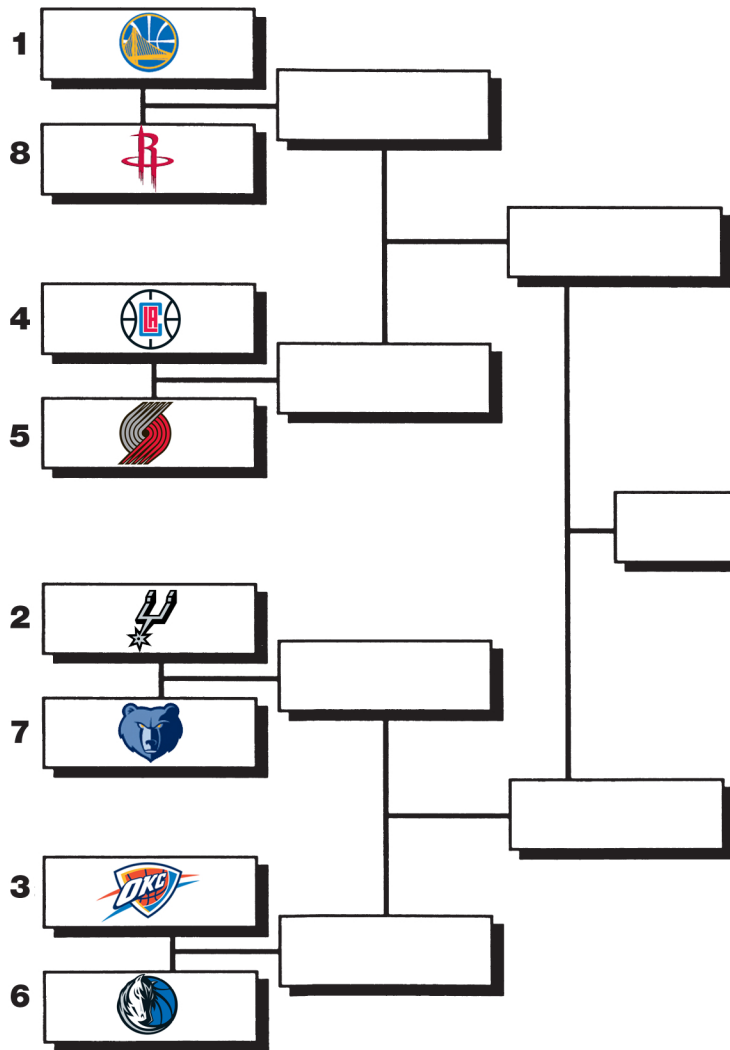
To Section 133: Access to this section is off the **third floor** of the arena by entering the section 131/133 vomitory. The media section will be in the top half of the section on your right. It is also accessible by cutting through the court boxes off of the event level and taking the stairs up section 100 and 133. The media section will be on your right.

One of the three elevators located on the **third** and **fourth** floors on the east side of The Q will be reserved for media. The elevators will be reserved for working media from two minutes before and after halftime and two minutes before and after the end of the game. Please show your credential to gain access to the elevator.



Western Conference


First Round	Conference Semifinals	Conference Finals
Best of Seven (2-2-1-1-1 format)	Best of Seven (2-2-1-1-1 format)	Best of Seven (2-2-1-1-1 format)



2016 PLAYOFFS BRACKET

Eastern Conference

Conference Finals	Conference Semifinals	First Round
Best of Seven (2-2-1-1-1 format)	Best of Seven (2-2-1-1-1 format)	Best of Seven (2-2-1-1-1 format)



Eight teams in each conference qualify for NBA Playoffs 2016 which begin on Saturday, April 16. The teams with the eight best records in each conference will qualify for the playoffs, and those teams will be seeded 1 to 8 in each conference based upon regular-season record. The team with the better regular season won-lost record has homecourt advantage in each round of the playoffs.