


PRESEASON MEDIA GUIDE

2016-17





LOS ANGELES LAKERS 2016-17 TRAINING CAMP ROSTER

NO.	NAME	POS	HT	WT	DOB	PRIOR TO NBA / HOME COUNTRY	YRS
29	Zach Auguste	F	6-10	245	7/8/93	Notre Dame / USA	R
28	Tarik Black	F/C	6-9	250	11/22/91	Kansas / USA	2
3	Anthony Brown	G/F	6-7	210	10/10/92	Stanford / USA	1
5	José Calderón	G	6-3	200	9/28/81	TAU Vitoria (Spain) / Spain	11
6	Jordan Clarkson	G	6-5	194	6/7/92	Missouri / USA	2
9	Luol Deng	F	6-9	220	4/16/85	Duke / South Sudan	12
4	Marcelo Huertas	G	6-3	200	5/25/83	FC Barcelona (Spain) / Brazil	1
14	Brandon Ingram	F	6-9	190	9/2/97	Duke / USA	R
12	Julian Jacobs	G	6-4	180	11/23/94	USC / USA	R
20	Timofey Mozgov	C	7-1	275	7/16/86	Khimki Moscow (Russia) / Russia	6
7	Larry Nance Jr.	F	6-9	230	1/1/93	Wyoming / USA	1
30	Julius Randle	F	6-9	250	11/29/94	Kentucky / USA	2
15	Thomas Robinson	F	6-10	237	3/17/91	Kansas / USA	4
1	D'Angelo Russell	G	6-5	195	2/23/96	Ohio State / USA	1
21	Travis Wear	F	6-10	230	9/21/90	UCLA / USA	1
23	Lou Williams	G	6-1	175	10/27/86	South Gwinnett HS (GA) / USA	11
37	Metta World Peace	F	6-7	260	11/13/79	St. John's / USA	16
11	Yi Jianlian	F/C	7-0	240	10/27/87	Guongdong Southern Tigers (China) / China	5
0	Nick Young	F/G	6-7	210	6/1/85	USC / USA	9
40	Ivica Zubac	C	7-1	265	3/18/97	Mega Leks (Serbia) / Croatia	R

HEAD COACH

Luke Walton (Arizona)

ASSOCIATE HEAD COACH

Brian Shaw (UC Santa Barbara)

ASSISTANT COACHES

Jesse Mermuys (Arizona), Mark Madsen (Stanford), Brian Keefe (UNLV),

Jud Buechler (Arizona), Theo Robertson (California)

ATHLETIC TRAINER

Marco Nunez (Cal Poly Pomona)

NUMERICAL ROSTER

0	Nick Young	9	Luol Deng	21	Travis Wear
1	D'Angelo Russell	11	Yi Jianlian	23	Lou Williams
3	Anthony Brown	12	Julian Jacobs	28	Tarik Black
4	Marcelo Huertas	14	Brandon Ingram	29	Zach Auguste
5	José Calderón	15	Thomas Robinson	30	Julius Randle
6	Jordan Clarkson	20	Timofey Mozgov	37	Metta World Peace
7	Larry Nance Jr.			40	Ivica Zubac

Lakers 2016-17 Preseason Schedule

<u>DATE</u>	<u>OPPONENT</u>	<u>CITY</u>	<u>ARENA</u>	<u>TIME</u>
October 4	vs. Sacramento	Anaheim, CA	Honda Center	7:00pm
October 7	vs. Denver	Los Angeles, CA	STAPLES Center	7:30pm
October 9	vs. Denver	Ontario, CA	Citizens Business Bank Arena	6:30pm
October 11	vs. Portland	Los Angeles, CA	STAPLES Center	7:30pm
October 13	vs. Sacramento	Las Vegas, NV	T-Mobile Arena	7:30pm
October 15	vs. Golden State	Las Vegas, NV	T-Mobile Arena	7:00pm
October 19	vs. Golden State	San Diego, CA	Valley View Casino Center	7:00pm
October 21	vs. Phoenix	Anaheim, CA	Honda Center	7:00pm

Lakers 2016-17 Regular Season Schedule

<u>DAY</u>	<u>DATE</u>	<u>OPPONENT</u>	<u>TIME</u>	<u>NAT'L TV</u>
Wed.	26-Oct-16	Houston	7:30 PM	ESP
Fri.	28-Oct-16	at Utah	7:00 PM	
Sun.	30-Oct-16	at Oklahoma City	6:00 PM	
Tue.	1-Nov-16	at Indiana	7:00 PM	
Wed.	2-Nov-16	at Atlanta	7:30 PM	
Fri.	4-Nov-16	Golden State	7:30 PM	ESP
Sun.	6-Nov-16	Phoenix	6:30 PM	
Tue.	8-Nov-16	Dallas	7:30 PM	
Thu.	10-Nov-16	at Sacramento	7:30 PM	TNT
Sat.	12-Nov-16	at New Orleans	6:00 PM	
Sun.	13-Nov-16	at Minnesota	6:00 PM	
Tue.	15-Nov-16	Brooklyn	7:30 PM	
Fri.	18-Nov-16	San Antonio	7:30 PM	
Sun.	20-Nov-16	Chicago	6:30 PM	
Tue.	22-Nov-16	Oklahoma City	7:30 PM	
Wed.	23-Nov-16	at Golden State	7:30 PM	
Fri.	25-Nov-16	Golden State	7:30 PM	
Sun.	27-Nov-16	Atlanta	6:30 PM	
Tue.	29-Nov-16	at New Orleans	7:00 PM	
Wed.	30-Nov-16	at Chicago	7:00 PM	
Fri.	2-Dec-16	at Toronto	7:30 PM	
Sat.	3-Dec-16	at Memphis	7:00 PM	
Mon.	5-Dec-16	Utah	7:30 PM	
Wed.	7-Dec-16	at Houston	7:00 PM	
Fri.	9-Dec-16	Phoenix	7:30 PM	ESP
Sun.	11-Dec-16	New York	6:30 PM	
Mon.	12-Dec-16	at Sacramento	7:30 PM	
Wed.	14-Dec-16	at Brooklyn	7:30 PM	
Fri.	16-Dec-16	at Philadelphia	8:00 PM	ESP
Sat.	17-Dec-16	at Cleveland	7:30 PM	
Tue.	20-Dec-16	at Charlotte	7:00 PM	
Thu.	22-Dec-16	at Miami	7:30 PM	
Fri.	23-Dec-16	at Orlando	7:00 PM	
Sun.	25-Dec-16	L.A. Clippers	7:30 PM	ESP
Tue.	27-Dec-16	Utah	7:30 PM	
Thu.	29-Dec-16	Dallas	7:30 PM	TNT
Sun.	1-Jan-17	Toronto	6:30 PM	
Tue.	3-Jan-17	Memphis	7:30 PM	
Thu.	5-Jan-17	at Portland	7:00 PM	
Fri.	6-Jan-17	Miami	7:30 PM	
Sun.	8-Jan-17	Orlando	6:30 PM	

<u>DAY</u>	<u>DATE</u>	<u>OPPONENT</u>	<u>TIME</u>	<u>NAT'L TV</u>
Tue.	10-Jan-17	Portland	7:30 PM	
Thu.	12-Jan-17	at San Antonio	7:30 PM	
Sat.	14-Jan-17	at L.A. Clippers	12:30 PM	
Sun.	15-Jan-17	Detroit	6:30 PM	
Tue.	17-Jan-17	Denver	7:30 PM	
Fri.	20-Jan-17	Indiana	7:30 PM	ESP
Sun.	22-Jan-17	at Dallas	2:30 PM	
Wed.	25-Jan-17	at Portland	7:30 PM	ESP
Thu.	26-Jan-17	at Utah	8:30 PM	TNT
Tue.	31-Jan-17	Denver	7:30 PM	
Thu.	2-Feb-17	at Washington	7:00 PM	
Fri.	3-Feb-17	at Boston	8:00 PM	ESP
Mon.	6-Feb-17	at New York	7:00 PM	TNT
Wed.	8-Feb-17	at Detroit	7:30 PM	
Fri.	10-Feb-17	at Milwaukee	7:00 PM	
Tue.	14-Feb-17	Sacramento	7:30 PM	
Wed.	15-Feb-17	at Phoenix	7:00 PM	
Fri.	24-Feb-17	at Oklahoma City	7:00 PM	
Sun.	26-Feb-17	San Antonio	12:30 PM	
Tue.	28-Feb-17	Charlotte	7:30 PM	
Fri.	3-Mar-17	Boston	7:30 PM	
Sun.	5-Mar-17	New Orleans	6:30 PM	
Tue.	7-Mar-17	at Dallas	7:30 PM	
Thu.	9-Mar-17	at Phoenix	8:30 PM	TNT
Sun.	12-Mar-17	Philadelphia	6:30 PM	
Mon.	13-Mar-17	at Denver	8:30 PM	TNT
Wed.	15-Mar-17	at Houston	7:00 PM	
Fri.	17-Mar-17	Milwaukee	7:30 PM	
Sun.	19-Mar-17	Cleveland	6:30 PM	
Tue.	21-Mar-17	L.A. Clippers	7:30 PM	
Fri.	24-Mar-17	Minnesota	7:30 PM	
Sun.	26-Mar-17	Portland	6:30 PM	
Tue.	28-Mar-17	Washington	7:30 PM	
Thu.	30-Mar-17	at Minnesota	7:00 PM	
Sat.	1-Apr-17	at L.A. Clippers	12:30 PM	
Sun.	2-Apr-17	Memphis	12:30 PM	
Wed.	5-Apr-17	at San Antonio	7:30 PM	
Fri.	7-Apr-17	Sacramento	7:30 PM	
Sun.	9-Apr-17	Minnesota	6:30 PM	
Tue.	11-Apr-17	New Orleans	7:30 PM	
Wed.	12-Apr-17	at Golden State	7:30 PM	

The 2016-17 Los Angeles Lakers Preseason Media Guide was written and edited by Calder Hynes.

Co-edited by Will Patterson with assistance from John Black. Photography by Andrew Bernstein, Wen Roberts and NBA Photos.

Statistical assistance from Bob Rosen, Chris Thorn and the Elias Sports Bureau.

All NBA and team insignia depicted in this publication are the property of NBA Properties, Inc. and the respective teams of the NBA and may not be reproduced for commercial purposes without the prior written consent of NBA Properties, Inc.

The information contained in this publication was compiled by the Los Angeles Lakers and is provided as a courtesy to our fans and the press and may be used only for personal or editorial purposes. Any commercial use of this information is prohibited without the prior written consent of the Los Angeles Lakers.

Copyright © 2016 Los Angeles Lakers

LOS ANGELES LAKERS 2016-17 PRESEASON SCHEDULE

*Practice times are tentative and subject to change.
Please confirm media availability times with Lakers PR prior to each session.*

Tuesday September 27	TRAINING CAMP OPENS Practice: Robertson Gym (UCSB)	11:00 am – 2:00 pm
Wednesday September 28	Practice: Robertson Gym (UCSB) Practice: Robertson Gym (UCSB)	10:00 am – 12:00 noon 5:00 pm – 7:00 pm
Thursday September 29	Practice: Robertson Gym (UCSB) Practice: Robertson Gym (UCSB)	10:00 am – 12:00 noon 5:00 pm – 7:00 pm
Friday September 30	Practice: Robertson Gym (UCSB)	12:00 noon – 3:00 pm
Saturday October 1	Practice: Robertson Gym (UCSB) Practice: Robertson Gym (UCSB)	11:00 am – 1:00 pm 5:00 pm – 7:00 pm
Sunday October 2	Practice: Robertson Gym (UCSB)	11:00 am – 1:00 pm
Monday October 3	Practice: Toyota Sports Center	11:00 am – 1:00 pm
Tuesday October 4	Shoot: TSC GAME: -vs- SACRAMENTO KINGS HONDA CENTER (Anaheim, CA)	2:30 pm 7:00 pm
Wednesday October 5	Practice: TSC	11:00 am – 1:00 pm
Thursday October 6	Practice: TSC	11:00 am – 1:00 pm
Friday October 7	Shoot: TSC GAME: -vs- DENVER NUGGETS STAPLES Center	10:30 am 7:30 pm
Saturday October 8	Practice: TSC	11:00 am – 1:00 pm
Sunday October 9	Shoot: [none] GAME: -vs- DENVER NUGGETS Citizens Business Bank Arena (Ontario, CA)	6:30 pm
Monday October 10	Practice: TSC	11:00 am – 1:00 pm

Tuesday October 11	Shoot: TBD GAME: -vs- PORTLAND TRAIL BLAZERS STAPLES Center	7:30 pm
Wednesday October 12	Practice: TSC	11:00 am – 1:00 pm
Thursday October 13	Shoot: TBD GAME: -vs- SACRAMENTO KINGS T-Mobile Arena (Las Vegas, NV)	11:00 am 7:30 pm
Friday October 14	Practice: T-Mobile Arena	12:00 noon – 2:00 pm
Saturday October 15	Shoot: TBD GAME: -vs- GOLDEN STATE WARRIORS T-Mobile Arena (Las Vegas, NV)	11:00 am 7:00 pm
Sunday October 16	Practice: TSC	11:00 am – 1:00 pm
Monday October 17	Practice: TSC	11:00 am – 1:00 pm
Tuesday October 18	Practice: TSC	11:00 am – 1:00 pm
Wednesday October 19	Shoot: Pechanga GAME: -vs- GOLDEN STATE WARRIORS Valley View Casino Arena (San Diego, CA)	10:30 am – 12:00 noon 7:00 pm
Thursday October 20	Practice: TSC	11:00 am – 1:00 pm
Friday October 21	Shoot: TSC GAME: -vs- GOLDEN STATE WARRIORS HONDA CENTER (Anaheim, CA)	2:00 pm 7:00 pm
Saturday October 22	Practice: TSC	11:00 am – 1:00 pm
Sunday October 23	Practice: TSC	11:00 am – 1:00 pm
Monday October 24	Practice: TSC	11:00 am – 1:00 pm
Tuesday October 25	Practice: TSC	11:00 am – 1:00 pm

TEAM DIRECTORY

Ownership

Majority Owner
Co-Owner
Co-Owner
Co-Owner
Director

Executive

President / Governor
Executive Vice President, Director
Executive Vice President, Corporate Development
Executive Vice President, Basketball Operations / Alternate Governor
Senior Vice President of Legal Affairs / Secretary
General Counsel
Senior Vice President, Finance / CFO
COO / SVP, Business Operations / CMO / Alternate Governor

Basketball Operations

General Manager
Assistant General Manager
President / CEO, L.A. D-Fenders / Alternate Governor
Special Assistant to the General Manager / Basketball Consultant
Director, Player Development
Assistant General Manager / Director, Scouting
Director, Player Personnel
Scout
International Scout
Director, Basketball Analytics
Assistant Coach / Director of Basketball Strategy
Director, Sports Performance Analytics
Consultant / Scout
Consultant / Statistical Analysis
Coordinator, Basketball Operations
Basketball Operations Assistant
Assistant to Director, Scouting
Head Coach
Associate Head Coach
Assistant Coach
Assistant Coach / Advance Professional Scout
Video Coordinator
Assistant Video Coordinator
Head Athletic Trainer
Assistant Athletic Trainer
Head Physical Therapist
Strength & Conditioning Coach
Assistant Strength & Conditioning Coach
Special Assistant to the General Manager / Athletic Training Consultant
Equipment Manager

Team Physicians

Physician
Orthopedist
Dentist

Public Relations

Vice President, Public Relations
Senior Manager, Public Relations
Coordinator, Public Relations
Assistant, Public Relations

Community Relations & Special Projects

Director, Charitable Services
Director Emeritus, Lakers Youth Foundation
Manager, Special Projects
Executive Director, Lakers Youth Foundation
Director, Community Relations

Corporate Partnerships, Ticketing & New Media

Executive Director, Corporate Partnerships
Director, Corporate Partnerships
Director, Partner Activation
Vice President, Ticket Sales and Operations
Director, New Media and Technology

Game Operations / Entertainment

Vice President, Entertainment and Facilities
Public Address Announcer
Team Photographer

Administration

Controller
Vice President, Information Technology / Chief Technology Officer
Executive Director, Information Technology
Director, Information Technology
Director, Legal and Corporate Administration
Director, Payroll and Personnel

Buss Family Trusts
Philip F. Anschutz
Edward P. Roski, Jr.
Dr. Patrick Soon-Shiong
Dan Beckerman

Jeanie Buss
Francis R. Mariani
Johnny Buss
Jim Buss
Jim Perzik
Dan Grigsby
Joe McCormack
Tim Harris

Mitch Kupchak
Glenn Carraro
Joey Buss
Bill Bertka
Rondre Jackson
Jesse Buss
Ryan West
Kevin Grevey, Irving Thomas, Chaz Osborne, Rich Wrase, Sean Buss
Antonio Maceiras
Yuju Lee
Clay Moser
Lorena Martin
Rudy Tomjanovich
Trey Tomjanovich
Tania Jolly, Kristen Luken
Jordan Wilkes
Moses Zapata
Luke Walton
Brian Shaw
Jesse Mermuys, Mark Madsen, Brian Keefe, Jud Buechler, Theo Robertson
Casey Owens
Will Scott
Jonah Herscu
Marco Nunez
Nina Hsieh
Jennifer Swanson
Tim DiFrancesco
Sean Light
Gary Vitti
Carlos Maples

Dr. Daniel Vigil
Dr. David McAllister
Dr. Ray Padilla

John Black
Alison Bogii, Calder Hynes
Will Patterson
Matt Fleer

Janie Buss
Roberta Mariani
Linda Rambis
Kiesha Nix
Jason McDevitt

Eva Campbell, Allison Howard, Ron Rockoff, Blain Skinner
Tyrone Conde, Laura Scholnick
Karyn Lau
Veronica Lawlor
Nick Kioski

Lisa Estrada
Lawrence Tanter
Andrew Bernstein

Susan Matson
Tommy Yamada
Rick Allen
Derek Gordon
Terree Sholl
Diane Rogers

COACHING STAFF

LAKERS

14

OFFICIAL GAME BALL
@NBA



Adam Silver
COMMISSIONER

© 2022 748787



HEAD COACH



LUKE WALTON

Luke Walton was hired as the 26th head coach in Lakers franchise history, and the 22nd in the Los Angeles era, on April 29, 2016. The 36-year-old joins George Mikan, Jim Pollard, Jerry West, Pat Riley, Magic Johnson, Kurt Rambis, and Byron Scott as the eighth individual to both play and coach for the organization.

Walton rejoins the Lakers family after spending two seasons as an assistant coach on Steve Kerr's staff with the Golden State Warriors. In his two years in Golden State, the team appeared in consecutive NBA Finals and won the 2015 NBA Championship. Stepping into the interim head coaching position for Kerr, who was forced to take a medical leave of absence from the team, to begin the 2015-16 campaign, Walton oversaw a 39-4 start to the season that included winning the first 24 consecutive games of the year, an NBA record. The team's 73-9 regular season record stands as the best mark in NBA history, and Walton finished ninth in Coach of the Year voting, even though he was not eligible for the award.

Prior to his time with the Warriors, Walton served as a player development coach for the Los Angeles D-Fenders during the 2013-14 season. He began his formal experience in the coaching realm during the 2011 NBA lockout, when he served as an assistant coach at the University of Memphis.

The San Diego native enjoyed a 10-year NBA playing career (2003-13) with the Lakers and the Cleveland Cavaliers, and was an integral part of Los Angeles' NBA championship teams in 2009 and 2010. Originally selected with the 32nd overall pick in the 2003 NBA Draft, Walton averaged 4.7 points, 2.8 rebounds, and 2.3 assists in 564 regular season games (138 starts). He made the postseason seven times (all with the Lakers), logging 88 postseason appearances (12 starts), and represented Los Angeles in the Shooting Stars Competition at the 2005 All-Star Weekend.

Walton played collegiately at the University of Arizona for Hall-of-Fame coach Lute Olson, leaving the Pac-10 as one of only three players in conference history to tally 1,000 career points, 500 rebounds, and 500 assists. He was named an All Pac-10 performer twice in his four year career (1999-2003), and was a Wooden Award Finalist as a senior. His best statistical season came as a junior, where he posted averages of 15.7 points, 7.3 rebounds, and 6.3 assists, earning his selection to four All-America teams, including being one of 10 players to receive John R. Wooden Award All-American honors.

Walton's father, Bill, is a member of the Naismith Memorial Basketball Hall of Fame and was named one of the NBA's 50 Greatest Players. The father/son duo are the only pair in NBA history to both win multiple NBA titles. Walton's three brothers (Nate, Adam, and Chris) all played basketball in college, and he cites his mother Susie as the person he most admires for raising four boys.

Luke and his wife Bre, who he originally met at Arizona where she was a standout volleyball player, have two children: son Lawson and daughter Landen.

LUKE WALTON'S NBA COACHING CAREER

Year	Team	Position	REGULAR SEASON		PLAYOFFS	
			W-L	Pct.	W-L	Pct.
2014-15	Golden State	Assistant Coach*	67-15	.817	16-5	.762
2015-16	Golden State	Assistant Coach*	73-9	.890	15-9	.625
TOTALS			140-24	.854	31-14	.689

*served first 43 games of the 2015-16 season as Interim Head Coach (39-4 record)

*NBA Champion

LUKE WALTON'S PLAYING CAREER

Year	Team	REGULAR SEASON		PLAYOFFS	
		W-L	Pct.	W-L	Pct.
2003-04	L.A. Lakers	56-26	.683	13-9	.591
2004-05	L.A. Lakers	34-48	.415	-	-
2005-06	L.A. Lakers	45-37	.549	3-4	.429
2006-07	L.A. Lakers	42-40	.512	1-4	.200
2007-08	L.A. Lakers	57-25	.695	14-7	.667
2008-09	L.A. Lakers	65-17	.793	16-7*	.696
2009-10	L.A. Lakers	57-25	.695	16-7*	.696
2010-11	L.A. Lakers	57-25	.695	4-6	.400
2011-12	L.A. Lakers/Cleveland	32-36	.471	-	-
2012-13	Cleveland	24-58	.293	-	-
TOTALS		469-337	.582	67-44	.604

*NBA Champion



**BRIAN SHAW**

Brian Shaw returns to the Lakers organization after winning five championships with the franchise; three as a player (2000-02) and two as an assistant coach (2009 and 2010).

Shaw brings a wealth of coaching experience to the bench after serving as head coach of the Denver Nuggets for two seasons (2013-15), associate head coach of the Indiana Pacers for two years (2011-13, helping the Pacers to the postseason both years including a run to the 2013 Eastern Conference Finals), and seven seasons as an assistant coach with the Lakers (2004-11). Before joining the Lakers bench, he served as a scout for the team for the 2003-04 campaign after concluding his playing career as a Laker following the 2002-03 season.

Credited with the development of young players at each of his coaching stops, Shaw had a long and successful playing career with the Lakers, Boston Celtics, Miami Heat, Orlando Magic, Golden State Warriors, Philadelphia 76ers, and Portland Trail Blazers, and spent the 1989-90 season playing professionally in Italy. The 24th pick of the 1988 NBA Draft (Boston) averaged 6.9 points, 4.2 assists, and 3.4 rebounds in 23.0 minutes per game over his 943-game career,

while making 361 starts and appearing in 127 playoff games over 11 postseasons. He also played for the gold medal-winning Team USA in the 1986 FIBA World Championship.

Shaw played collegiately at Saint Mary's College of California for two seasons before transferring to UC Santa Barbara, where he was the Big West Conference Player of the Year in 1988. His No. 22 jersey is retired by the Gauchos.

In 2000, his hometown of Oakland declared Aug. 10 as "Brian Shaw Day."

He is married to his wife Nikki and they have three children: Brianna, B.J., and Bianca.

ASSISTANT COACH

**JESSE MERMUYS**

Jesse Mermuys begins his first season as an assistant coach with the Lakers after most recently serving as head coach of the Toronto Raptors' NBA D-League affiliate, Raptors 905. Under Mermuys' watch as the first coach in the history of the franchise, Norman Powell developed and played a crucial role in Toronto's 2016 postseason run, Greg Smith earned a call-up and was signed for the remainder of the season by the Minnesota Timberwolves, and Axel Toupane was named the D-League's Most Improved Player in addition to earning a multi-year contract with the Denver Nuggets.

With an extensive background in player development, Mermuys was a Raptors assistant coach on Dwane Casey's staff for the 2013-14 and 2014-15 seasons, and coached Toronto's entry in the NBA Summer League in Las Vegas in 2014 and 2015. His prior NBA experience includes spending the 2012-13 season with the Houston Rockets as assistant coach/director of player development and working for the Denver Nuggets for four seasons, serving as video coordinator, advance scout, and ultimately assistant coach/advanced scout.

A graduate of the University of Arizona with a degree in business management, Mermuys was director of basketball operations for the Wildcats from 2006-08. He has also worked at the collegiate level as video coordinator at New Mexico State and assistant coach at Southern Utah.

Mermuys got his start in coaching as the head freshman and varsity assistant coach at Tucson's Salpointe Catholic High School from 2001-03. During the 2003-04 campaign, Mermuys was an assistant coach at Pima Community College and also served as the camp director for the Luke Walton/Richard Jefferson basketball camp. He played collegiately at Glendale Community College in Glendale, Arizona.

Jesse and his wife Michelle are parents to their two-year-old daughter, Myla, and one-year-old son, Grey.





ASSISTANT COACH



MARK MADSEN

A two-time NBA Champion as a player with the Lakers (2001 and 2002), fan favorite Mark Madsen returns for his fourth season in a coaching capacity with Los Angeles, and third as an assistant coach, after serving the 2013-14 campaign as player development coach. In his role with the coaching staff, Madsen's duties include data analytics, player development, and opponent scouting.

Selected by the Lakers in the first round (29th overall) of the 2000 NBA Draft, Madsen played three seasons in Los Angeles (2000-03) and was a member of back-to-back NBA championship teams his first two seasons in the league. He then signed with the Minnesota Timberwolves as a free agent prior to the 2003-04 campaign and played six seasons (2004-09) with the Wolves. In 453 games (70 starts) over nine NBA seasons, Madsen averaged 2.2 points and 2.6 rebounds in 11.8 minutes per game.

Following his playing career, Madsen served as an assistant coach during the 2009-10 season with the Utah Flash of the NBA D-League before returning to his alma mater, Stanford University, where he earned his MBA from the Stanford Graduate School of Business in 2012. That same year, he was named an assistant coach on Stanford Head Coach Johnny Dawkins' staff and spent the 2012-13 season working in recruiting, opponent game planning, and player skill development.

Known by fans as "Mad Dog" for his signature physical and aggressive style of play, Madsen has enjoyed success at every level of basketball. Helping lead Stanford to four NCAA Tournament appearances, including the 1998 Final Four, Madsen averaged 10.9 points and 7.9 rebounds for his Cardinal career while ranking among the school's top-10 all-time performers in field goal percentage (4th/587) and total rebounds (6th/857). A two-time All-Pac-10 selection, Madsen was tabbed a two-time All-American by the NABC (1999 Third Team, 2000 Second Team) and a Third Team All-American by the Associated Press in 2000. He was also named a member of the John R. Wooden Award team as a senior. During Madsen's playing career, Stanford compiled a 105-24 record, producing an 81.4 winning percentage that ranks second in school history for a consecutive four-year period. The Cardinal also notched its first 30-win season (1997-98), claimed two Pac-10 titles (1999, 2000), earned a No. 1 seed in the NCAA Tournament for the first time (2000) and advanced to the NCAA Final Four (1998).

Madsen also played in international competition, leading the United States to a gold medal at the 1999 World University Games before being named to the roster for the 2001 Goodwill Games.

A native of Danville, CA, Madsen, 40, earned his undergraduate degree in economics in 2000. He attended San Ramon Valley High School and served a two-year Mormon mission in Spain following his graduation from high school.

He and his wife, Hannah Madsen, were married in September, 2016.

ASSISTANT COACH



BRIAN KEEFE

Currently in his 12th NBA season, and eighth as an assistant coach, Brian Keefe begins his first year with the Lakers organization as part of Luke Walton's staff.

Keefe comes to L.A. after spending the previous two seasons (2013-15) as an assistant coach with the New York Knicks, preceded by seven seasons spent working with the Oklahoma City Thunder (including the organization's final season in Seattle), originally joining the franchise in the summer of 2007. He served as a player development coach for two years with the Thunder before spending his final five seasons as an assistant coach, and during his run, the team reached the post-season five times including a trip to the 2012 NBA Finals.

Prior to joining the Thunder, Keefe spent two seasons (2005-07) as assistant video coordinator for the San Antonio Spurs, earning an NBA Championship ring as part of Gregg Popovich's staff following the Spurs' title run in 2007.


Keefe's coaching career began in 2000-01 as a graduate assistant at the University of South Florida and continued as an assistant coach at Bryant University in Rhode Island (2001-05)

before joining the Spurs.

A graduate of the University of Nevada-Las Vegas with a degree in sociology, Keefe played his final two collegiate seasons for the Rebels after transferring from UC Irvine. He served as team captain at both schools, and was named to the All-Big West Second Team in 1996 while at UC Irvine.

A native of Winchester, MA, Brian and his wife Cindy are proud parents of daughters Brooke (four) and Noelle (three).



**JUD BUECHLER**

Jud Buechler begins his first season as an assistant coach on Luke Walton's staff.

He enjoyed a 12-year playing career highlighted by winning three consecutive championships with the Chicago Bulls from 1996-98, and was a member of the 1995-96 Bulls team that went 72-10 in the regular season. Buechler also suited up for the New Jersey Nets, San Antonio Spurs, Golden State Warriors, Detroit Pistons, Phoenix Suns, and Orlando Magic between the 1990-91 and 2001-02 seasons, appearing in 720 regular season (29 starts). In 1998-99, he finished 10th in the league in three-point field goal percentage, playing all 50 games of the lockout-shortened season. In total, he made the postseason seven times with three different teams, appearing in 71 playoff games.

The University of Arizona alum played four seasons under Hall of Fame coach Lute Olson from 1986-90, averaging 14.0 points, 8.3 rebounds, and 4.0 assists as a senior, and was a First-Team All-Pac 10 selection before being drafted 38th overall in the 1990 NBA Draft by the Seattle SuperSonics. In addition to his basketball accolades, the 48-year-old was also an All-America volleyball player in college.

The Poway, CA native led Poway High School to three consecutive California Interscholastic Federation championships and was named CIF Player of the Year once, and in 2012 became the first athlete inducted into the Poway High School Hall of Fame.

He is the proud father of Reilly, 20, a junior volleyball player at UCLA, and Brynn, 18, a freshman at Arizona.

ASSISTANT COACH

**THEO ROBERTSON**

Robertson joins the Lakers as an assistant coach after spending the previous two seasons with the Golden State Warriors, where he was part of the 2015 NBA championship as the team's video intern, working with Steve Kerr's coaching staff assisting with game preparation. He was promoted to video coordinator/player development prior to the 2015-16 season, working on-court with players in addition to his game-planning responsibilities.

After playing collegiately at the University of California from 2005-10 and graduating with a degree in social welfare, Robertson undertook an administrative fellowship with the Pac-12 Conference, and went on to serve as Director of Operations for two seasons on former Cal men's basketball Head Coach Mike Montgomery's staff.

A native of Pittsburg, CA, Robertson was named team MVP on the Golden Bears' 2010 Pac-10 Championship team, the school's first conference title in men's basketball in 50 years. A second-team All-Pac-10 selection in 2010, Robertson's .453 three-point percentage was the best in the conference that season and, at the time, ranked tied for sixth on the school's single-season list. He is the program's best career three-point shooter at 44.0 percent.





ASSISTANT COACH / ADVANCE PROFESSIONAL SCOUT



CASEY OWENS

Owens transitions to his role as assistant coach/advance professional scout with the Lakers after spending last season serving as head coach for their D-league affiliate, the Los Angeles D-Fenders.

A 17-year veteran of professional basketball, Owens has worked in coaching, player development and scouting at the NBA, NBA D-League, Continental Basketball Association, and international levels, and worked with the Lakers coaching staff throughout their 2015 training camp and preseason and 2016 NBA Summer League. In his first season as head coach of the D-Fenders, Owens led the team to its second Western Conference Championship and a trip to the D-League Finals. In addition, Owens helped produce two NBA Call-Ups in Justin Harper (Detroit Pistons) and Jeff Ayres (L.A. Clippers). He got his start with the D-Fenders as an assistant coach for the team during the 2013-14 season.

Prior to joining the D-Fenders staff, Owens served as head coach of Guaiqueries in the Venezuelan Professional League for the 2012-13 season. Owens spent the 2011-12 season as an assistant coach for the Xinjiang Flying Tigers of the Chinese Basketball Association, where the team reached the semi-finals of the CBA playoffs. Responsible for all opponent scouting and player development, Owens also assisted in foreign player acquisitions, resulting in the signings of Kenyon Martin and Patty Mills from the NBA. Owens got his start in China as an assistant coach for the Shanghai Sharks in 2009-10. The Sharks, owned by Hall of Famer Yao Ming, improved from 6-44 to a 27-5 record, reaching the semi-finals of the CBA playoffs with Owens on staff. Owens left Shanghai after one season to take the reigns as head coach of Fujian SBS for the 2010-11 season. With Owens in charge, Fujian won the Kunming Summer Invitational and the Haiygun CBA Tournament in the same season.

Prior to his work in China, Owens was an assistant coach for the Colorado 14ers of the NBA D-League from 2007-09, while also serving as an NBA D-League scouting consultant for the Denver Nuggets and Milwaukee Bucks. The 14ers reached the playoffs in both seasons with Owens on the bench, compiling a 37-16 record in 2008-09 and winning the 2009 NBA D-League Championship. Nine players earned NBA Call-Ups in Owens' two seasons with Colorado, while seven players were named NBA D-League All-Stars.

Additionally, Owens spent three seasons as an assistant coach for the Dakota Wizards of the Continental Basketball Association from 2001-04, winning the CBA championship in 2002 and 2004. He was also a scout for the Portland Trail Blazers from 2001-04, evaluating all CBA personnel for the team. Prior to the 2004-05 season, Owens was promoted to head coach of the Wizards, and amassed a 31-16 record en route to a Western Conference Championship.

A 1994 graduate of New Mexico State University, Owens received his B.A. in English before attending Naropa University in Boulder, Colorado, earning his Masters of Fine Arts in Writing & Poetics in 1996.

VIDEO COORDINATOR



WILL SCOTT

Will Scott begins his first season working in a full-time capacity with the Lakers coaching staff after assisting the team in the video room since the 2011-12 season, while simultaneously working for the Los Angeles D-Fenders.

The Los Angeles native was promoted to assistant coach/video coordinator with the D-Fenders in 2015-16, where his responsibilities grew to include scouting upcoming opponents and assisting in on-court player development, as the team reached the D-League Finals. During the summers of 2014 and 2015, Scott served as video coordinator of the WNBA's Los Angeles Sparks, where he developed video scouting reports on opponents and was intimately involved in game-planning and daily coaching operations.

A graduate of Indiana University with a B.S. in sports marketing and management, Scott was a student manager for the Indiana men's basketball team from 2009-11 under Head Coach Tom Crean, supporting practice drills, helping with player development, and assisting the coaching staff with statistical data, personnel reports, and video edits.



PLAYERS

LAKERS

14

OFFICIAL GAME BALL
@NBA



Adam Silver
COMMISSIONER

0 20221 74876 7



28 | **TARIK BLACK**



TARIK BLACK

#28 . FORWARD/CENTER . 6-9 . 250 . 2 YEARS PRO

<u>BORN</u>	<u>HIGH SCHOOL</u>	<u>COLLEGE</u>	<u>RESIDENCE</u>
November 22, 1991 (Memphis, TN)	Ridgeway HS (Memphis, TN)	Kansas	Redondo Beach

CAREER / PLAYOFF HIGHS

	CAREER	PLAYOFFS
PTS	18 vs. Minnesota 4/10/15	- - -
MIN	35 vs. LA Lakers 11/19/14	- - -
FG	8 vs. Minnesota (twice) 4/10/15	- - -
FGA	12 vs. Utah 3/19/15	- - -
3FG	- - -	- - -
3FGA	1 vs. LA Clippers 11/28/14	- - -
FT	6 vs. Orlando 1/9/15	- - -
FTA	11 @ Toronto 3/27/15	- - -
OFF. REB	9 vs. Memphis 12/3/14	- - -
DEF. REB	16 vs. Dallas 4/12/15	- - -
REB	19 vs. Dallas 4/12/15	- - -
AST	3 @ Memphis (4 times) 3/22/16	- - -
STL	2 @ LA Clippers (3 times) 4/5/16	- - -
BLK	2 vs. Sacramento (7 times) 3/15/16	- - -

CAREER REGULAR SEASON STATISTICS

Year	Team	G	GS	MIN	FG	FGA	PCT	3FG	3FGA	PCT	FT	FTA	PCT	OFF	DEF	TOT	A	PF	DQ	STL	TO	BLK	PTS	AVG
14-15	HOU-LAL	63	39	1195	157	273	.575	0	1	.000	65	118	.551	142	226	368	42	158	2	19	48	24	379	6.0
15-16	LAL	39	0	496	57	104	.548	0	0	---	19	45	.422	44	113	157	16	78	0	14	22	18	133	3.4
TOTALS		102	39	1691	214	377	.568	0	1	.000	84	163	.515	186	339	525	58	236	2	33	70	42	512	5.0

HOW ACQUIRED: Awarded to the Lakers on a waiver claim on December 28, 2014.

2015-16: In 39 games as a reserve, averaged 3.4 points, 4.0 rebounds, 0.4 assists, 0.36 steals and 0.46 blocks over 12.7 minutes ... Notched one double-digit scoring game ... Had seven points and eight rebounds in 18 minutes 11/3 vs. DEN ... Scored seven points with six rebounds 11/6 at BKN ... Notched eight points (4-6 FG) and four rebounds 11/8 at NYK ... Tied for the team lead with seven rebounds and led the team with a +16 rating 11/10 at MIA ... Had six points and six rebounds in 12 minutes 11/24 at GSW ... Had four offensive rebounds (six total) and six points 1/14 at GSW ... Scored six points on 3-4 shooting with six rebounds 1/16 at UTA ... Grabbed eight rebounds with four points 2/6 at SAS ... Scored six points with seven rebounds and had a team-high +14 rating in 18 minutes 3/2 at DEN ... Had a career-high tying two blocks 3/15 vs. SAC ... Notched six points and six rebounds with two steals 4/5 at LAC ... Tallied 11 points (4-5 FG) and five rebounds 4/6 vs. LAC ... Posted eight points with seven rebounds 4/10 at HOU ... Totaled four points and seven rebounds 4/13 vs. UTA ... DNP-CD 22 times ... Inactive on 21 occasions (12/2-1/1, 1/8-1/10, 1/29-1/31) ... **NBA D-League:** Played in eight games while on assignment with the Los Angeles D-Fenders, averaging 17.1 points, 11.8 rebounds, 2.0 blocks, and 1.2 assists in 32.3 minutes.

CAREER: Seen action in 102 career NBA games ... Owns career averages of 5.0 points (.548 FG%), and 5.1 rebounds in 16.6 minutes ... Scored 10+ points 12 times and grabbed 10+ rebounds five times, for four double-doubles (all as a Laker) ... Signed as an undrafted free agent with the Houston Rockets on August 27, 2014 ... Waived by Houston on December 26, 2014 ... Re-signed by the Lakers on August 24, 2016.

2014-15: Appeared in 63 games (39 starts), averaging 6.0 points, 5.8 rebounds, 0.7 assists, 0.30 steals and 0.38 blocks in 19.0 minutes with Los Angeles and Houston ... In 38 games (27 starts) with Los Angeles, averaged 7.2 points, 6.3 rebounds, 0.9 assists, 0.34 steals and 0.58 blocks in 21.1 minutes ... Averaged 4.2 points and 5.1 rebounds (2.3 offensive) in 15.7 minutes over 25 games (12 starts) with Houston ... Totaled 14 games of 10+ points, seven games of 10+ rebounds, and five double-doubles ... Ranked among rookie league leaders in rebounds (3rd/5.8) and offensive rebounds (2nd/2.3) per game ... Grabbed a career-high 19 rebounds 4/12 vs. Dallas, becoming the first Lakers rookie since Leroy Ellis on 2/24/63 to have at least 19 rebounds ... Became the first rookie to achieve that many boards in a game (19) in 2014-15, and just the fourth rookie (D. Blair, G. Dieng, J. Henson) to achieve that feat in the last six seasons ... Of the 19 rebounds, 16 were defensive rebounds, also a career mark ... In 20 games after being reinserted into the starting lineup at the center position, averaged 9.3 points (60.5% shooting) and 7.5 rebounds ... Had a streak of four-consecutive 10+ point outings (4/1 vs. New Orleans - 4/7 at L.A. Clippers), while shooting 67.6% (23-34) in that span ... Set a career-high with 18 points (tying a career mark with eight FGM on just nine FGA) to go with 10 rebounds 4/10 vs. Minnesota ... Recorded first career double-double with 10 points and 11 rebounds 12/3 vs. Memphis ... Tallied five points and three rebounds in Lakers debut 1/7 at L.A. Clippers ... Tallied 16 points on a career-best eight field goals 4/1 vs. New Orleans ... Missed two games due to a right ankle sprain (1/21-1/23) ... DNP-CD 11 times ... **NBA D-League:** Played in one game on assignment with the Los Angeles D-Fenders, finishing with 23 points (9-14 FG) and 12 rebounds in 33 minutes 1/3 vs. Reno.





TARIK BLACK

COLLEGE: Appeared in a combined 135 games over four seasons at Kansas and Memphis, averaging 8.4 points, 4.7 rebounds, 0.3 assists and 1.08 blocks in 20.7 minutes ... Senior (2013-14) (Kansas): Started 15 times and played in 33 games ... Averaged 15.0 points in the NCAA Tournament, including a game-high 18 points 3/23 vs. Stanford ... Averaged 11.0 rebounds in the Big 12 Championship ... Notched a season-high 19 points (9-9 FG) on Senior Night, the best efficiency by a Jayhawk since 1990 ... Finished career with 1,128 points ... Big 12 Newcomer of the Week (12/23) ... Junior (2012-13) (Memphis): Played in 32 games (five starts) ... Averaged 20.8 minutes, 8.1 points and 4.8 rebounds per game ... Led Conference USA in field goal percentage (58.9%) for the second-straight season ... Had 10 games with double-figure scoring and one with 10-plus boards ... Named to the Tiger Academic 30 for the 2013 spring semester for having the highest grade-point average on the team... Sophomore (2011-12) (Memphis): Named to the C-USA All-Defensive Team and Second-Team All C-USA ... Played in all 35 games (31 starts), averaging 10.7 points, 4.9 rebounds and 1.5 blocked shots ... Led Memphis in rebounding nine times ... Pulled down five-plus rebounds 16 times and 10-plus boards four times ... Had 18 games with double-figure scoring ... Set the Memphis single-season field goal percentage record at 68.9% ... Ranked among the C-USA leaders in field goal percentage (1st/.698) and blocked shots (6th/1.5) ... Shot 76.5% in postseason play (C-USA and NCAA tournaments) ... Had a double-double with 15 points and a career-high tying 13 rebounds 3/8 vs. UTEP in the C-USA Tournament quarterfinals ... Shot 71.7% from the field in league play ... Freshman (2010-11) (Memphis): Member of the C-USA All-Freshman Team ... Played in all 35 games and made 24 starts, including 18 of the final 19 contests ... Led Memphis in rebounding 10 times ... Grabbed five or more rebounds 21 times.

PERSONAL: Full name is Tarik Bernard Black... First name pronounced TAR-ick ... Born in Memphis, TN ... Parents are Lawrence Black and Judith Moore ... Has two older siblings, Bilal and Amal ... Father played college basketball ... Graduated from Memphis with a degree in organizational leadership ... Working on a master's degree in African and African American Studies ... First played organized basketball in 9th grade at the age of 15 ... Spent time playing baseball in middle school ... Has musical talent, having played the trumpet for eight years ... Led his high school teams to District 15-AAA titles as a junior and senior ... Partnered with the Lakers to give back to the community at various charitable events, including the Read to Achieve Grand Prize Event, the Fit For Life Health Clinic, Camp Lakers and the Lakers Youth Foundation Golf Tournament ... Involved with the NBPA, participating in Real Estate and Business, and Entrepreneurship and Franchising symposiums during the offseason.



DOUBLE-DIGIT REBOUND OUTINGS AS A LAKER

<u>Game</u>	<u>Date</u>	<u>ORB</u>	<u>DRB</u>	<u>TRB</u>
vs. Dallas	4/12/15	3	16	19
vs. New York	3/12/15	3	8	11
vs. Utah	3/19/15	2	8	10
@ Toronto	3/27/15	5	5	10
vs. Minnesota	4/10/15	3	7	10

DOUBLE-DOUBLES AS A LAKER

<u>Game</u>	<u>Date</u>	<u>Rebounds</u>	<u>Points</u>
vs. Minnesota	4/10/15	10	18
vs. Utah	3/19/15	10	13
vs. New York	3/12/15	11	10
vs. Dallas	4/12/15	19	10

DOUBLE-DIGIT SCORING OUTINGS AS A LAKER

<u>Game</u>	<u>Date</u>	<u>FGM</u>	<u>FGA</u>	<u>Points</u>
vs. Minnesota	4/10/15	8	9	18
@ L.A. Clippers	4/7/15	6	9	16
vs. New Orleans	4/1/15	8	10	16
vs. Orlando	1/9/15	4	4	14
vs. Utah	3/19/15	6	12	13
vs. L.A. Clippers	4/6/16	4	5	11
@ Minnesota	3/25/15	5	6	11
vs. L.A. Clippers	4/5/16	4	5	10
vs. Dallas	4/12/15	3	5	10
vs. Portland	4/3/15	5	10	10
vs. New York	3/12/15	3	5	10
vs. Detroit	3/10/15	5	9	10





3 | ANTHONY BROWN



ANTHONY BROWN

#3 . GUARD/FORWARD . 6-7 . 210 . 1 YEAR PRO

<u>BORN</u>	<u>HIGH SCHOOL</u>	<u>COLLEGE</u>	<u>RESIDENCE</u>
October 10, 1992 (Bellflower, CA)	Ocean View HS (Huntington Beach, CA)	Stanford	Hawthorne

CAREER / PLAYOFF HIGHS

	CAREER	PLAYOFFS
PTS	10 @ Portland (twice) 1/23/16	- - -
MIN	35 vs. Atlanta 3/4/16	- - -
FG	4 vs. Houston 1/17/16	- - -
FGA	9 vs. Chicago (twice) 1/28/16	- - -
3FG	3 @ Utah 1/16/16	- - -
3FGA	5 vs. Atlanta (4 times) 3/4/16	- - -
FT	2 vs. Atlanta (7 times) 3/4/16	- - -
FTA	3 vs. New Orleans 1/12/16	- - -
OFF. REB	1 vs. Brooklyn (9 times) 3/1/16	- - -
DEF. REB	6 @ Utah 1/16/16	- - -
REB	7 @ Utah 1/16/16	- - -
AST	3 @ LA Clippers (twice) 1/29/16	- - -
STL	2 vs. Memphis (twice) 2/26/16	- - -
BLK	2 vs. Oklahoma City 1/8/16	- - -

CAREER REGULAR SEASON STATISTICS

Year	Team	G	GS	MIN	FG	FGA	PCT	3FG	3FGA	PCT	FT	FTA	PCT	OFF	DEF	TOT	A	PF	DQ	STL	TO	BLK	PTS	AVG
15-16	LAL	29	11	599	39	126	.310	20	70	.286	17	20	.850	9	61	70	19	34	0	14	15	5	115	4.0
TOTALS		29	11	599	39	126	.310	20	70	.286	17	20	.850	9	61	70	19	34	0	14	15	5	115	4.0

HOW ACQUIRED: Selected by the Lakers in the second round (34th overall) of the 2015 NBA Draft.

2015-16: Played in 29 games (11 starts), posting averages of 4.0 points, 2.4 rebounds, 0.7 assists, 0.48 steals and 0.17 blocks in 20.6 minutes ... Scored in double-figures on two occasions ... Finished in double-figures for the second time in four games 1/23 at POR, scoring 10 points (2-2 3FG) to match his career-high ... Previously set career-highs in points (10) and field goals made (four) 1/17 vs. HOU a night after tying his previous career marks with nine points and three FGM 1/16 at UTA ... Set career-highs with a team-high seven rebounds 1/16 at UTA ... Started and led the team with 32 minutes 2/26 vs. MEM, tallying five points, five rebounds, two assists, and two steals ... Hit two three-pointers en route to nine points with four rebounds 1/12 vs. NOP ... As a starter, scored five points with five rebounds and a steal 1/1 vs. PHI ... In first career start, totaled four points, one assist, one rebound and two steals 12/19 at OKC ... Scored five points in four minutes in NBA debut 10/30 at SAC ... Missed 20 games due to injury, including one with a sprained right ankle (2/10) and 19 due to a stress reaction, right foot (3/6-4/13) ... DNP-CD 14 times ... Inactive 39 times ... **NBA D-League:** Played in seven games while on assignment with the Los Angeles D-Fenders, averaging 14.6 points, 4.0 rebounds, and 1.7 assists in 33.6 minutes.

COLLEGE: In 144 career games (106 starts) at Stanford, averaged 10.8 points, 4.8 rebounds, 1.6 assists and 0.69 steals ... Senior (2014-15): Pac-12 All-Academic Second Team honoree, All-Pac-12 Honorable mention and Julius Erving Small Forward of the Year Award candidate ... Appeared in 37 games, making 36 starts for the Cardinal ... Averaged 14.8 points, a team-high 6.9 rebounds, and 2.5 assists per game ... Shot 43.1% from the field, 44.1% from three-point range, and 79.5% from the free throw line ... Scored a season-high 26 points to go with eight rebounds and four assists against Vanderbilt on 3/24 ... Redshirt Junior (2013-14): Selected as the Pac-12 Most Improved Player of the Year, while earning Pac-12 All-Academic First Team honors ... Started 35 of 36 games played, averaging 12.3 points, 5.0 rebounds, and 2.1 assists per game ... Shot 47.5% from the field, 45.3% from three-point range, and 78.5% from the free throw line ... Tallied a career-high 30 points (8-10 FG, 10-11 FT) 2/15 at Washington State ... Junior (2012-13): Pac-12 All-Academic Honorable Mention honoree ... Played in four games (two starts), before missing the remainder of the season with a hip injury ... Sophomore (2011-12): Pac-12 All-Academic Honorable Mention honoree ... Played in all 37 games, making 21 starts and averaging 8.1 points, 4.0 rebounds, and 1.0 assists per game ... Freshman (2010-11): Scored in double-figures 15 times, earning a selection to the Pac-10 All-Freshman Team ... Appeared in 30 games (12 starts), averaging 8.7 points, and 3.2 rebounds per game ... Block "S" outstanding Freshman award recipient.

PERSONAL: Parents are Quentin and Raquel Brown ... Quentin played basketball at UC Irvine ... Graduated with a degree from Stanford in Communication ... Attended Ocean View High School in Huntington Beach, where he was a four-year letterwinner in basketball ... No. 7 ranked small forward, No. 41 player overall and a four-star recruit by Scout.com ... Averaged 14.0 points and 6.0 rebounds per game as a junior, and was named CIF Southern Section Player of the Year, a first-team all-state pick and league MVP ... Member of the USA Basketball U19 World Championship Team in 2011 that played in Latvia, appearing in five contests and averaging 3.6 points and 1.8 rebounds in 11.4 minutes per game ... Favorite non-NBA sports team is the San Diego Chargers ... Person most admired is Martin Luther King, Jr. ... Lists Serena Williams as athlete admired outside of the NBA ... Favorite actor is Denzel Washington ... A fixture at Camp Lakers, helping with the camp each of the last two offseasons.





5 | JOSÉ CALDERÓN

JOSÉ CALDERÓN



#5 . GUARD . 6-3 . 200 . 11 YEARS PRO

<u>BORN</u>	<u>PRIOR TO NBA</u>	<u>HOME COUNTRY</u>	<u>RESIDENCE</u>
September 28, 1981 (Villanueva de la Serena, Spain)	TAU Vitoria (Spain)	Spain	Manhattan Beach

CAREER / PLAYOFF HIGHS

	CAREER	PLAYOFFS
PTS	30 vs. L.A. Lakers 2/12/12	25 vs. New Jersey 5/1/07
MIN	54 vs. Portland 1/13/08	38 vs. New Jersey 5/1/07
FG	13 vs. L.A. Lakers 2/12/12	12 vs. New Jersey 5/1/07
FGA	21 vs. Washington 3/7/08	20 vs. New Jersey 5/1/07
3FG	7 @ Dallas (3 times) 11/26/14	4 vs. Orlando 4/24/08
3FGA	10 @ Washington (4 times) 1/1/14	8 vs. Orlando 4/24/08
FT	9 vs. Detroit 11/5/08	2 vs. Orlando (3 times) 4/24/08
FTA	9 vs. Detroit (twice) 11/5/08	2 vs. Orlando (4 times) 4/24/08
OFF. REB	3 vs. Miami (5 times) 11/30/14	3 vs. Orlando 4/24/08
DEF. REB	10 vs. Houston 12/16/12	4 vs. San Antonio (twice) 5/2/14
REB	10 vs. Miami (4 times) 11/30/14	7 vs. Orlando 4/24/08
AST	19 vs. Minnesota (twice) 2/4/11	13 vs. Orlando 4/24/08
STL	5 vs. L.A. Lakers 1/7/14	4 @ New Jersey 5/4/07
BLK	2 vs. Dallas (twice) 12/14/12	- - -

CAREER REGULAR SEASON STATISTICS

Year	Team	G	GS	MIN	FG	FGA	PCT	3FG	3FGA	PCT	FT	FTA	PCT	OFF	DEF	TOT	A	PF	DQ	STL	TO	BLK	PTS	AVG
05-06	TOR	64	11	1487	132	312	.423	7	43	.163	78	92	.848	30	111	141	288	93	0	42	101	4	349	5.5
06-07	TOR	77	11	1614	263	505	.521	25	75	.333	117	143	.818	21	113	134	387	136	0	63	110	5	668	8.7
07-08	TOR	82	56	2484	367	707	.519	79	184	.429	109	120	.908	34	202	236	678	134	0	87	126	6	922	11.2
08-09	TOR	68	68	2333	320	644	.497	82	202	.406	151	154	.981	16	178	194	607	114	0	74	143	7	873	12.8
09-10	TOR	68	39	1817	274	568	.482	68	171	.398	83	104	.798	23	119	142	404	135	1	47	99	7	699	10.3
10-11	TOR	68	55	2102	262	596	.440	57	156	.365	88	103	.854	30	172	202	605	143	0	81	148	7	669	9.8
11-12	TOR	53	53	1799	218	477	.457	59	159	.371	60	68	.882	19	141	160	469	94	0	47	104	3	555	10.5
12-13	TOR/DET	73	58	2159	312	635	.491	130	282	.461	72	80	.900	20	156	176	518	99	0	58	126	8	826	11.3
13-14	DAL	81	81	2468	341	748	.456	191	425	.449	52	63	.825	29	163	192	377	136	0	69	103	11	925	11.4
14-15	NYK	42	42	1270	147	354	.415	59	142	.415	29	32	.906	19	105	124	198	76	0	31	75	0	382	9.1
15-16	NYK	72	72	2024	209	455	.459	84	203	.414	42	48	.875	22	207	229	299	135	1	63	87	7	544	7.6
TOTALS		748	546	21557	2845	6001	.474	841	2042	.412	881	1007	.875	263	1667	1930	4830	1295	2	662	1222	65	7412	9.9

CAREER POSTSEASON STATISTICS

Year	Team	G	GS	MIN	FG	FGA	PCT	3FG	3FGA	PCT	FT	FTA	PCT	OFF	DEF	TOT	A	PF	DQ	STL	TO	BLK	PTS	AVG
06-07	TOR	6	1	146	35	69	.507	3	12	.250	5	6	.833	2	8	10	32	12	0	5	15	0	78	13.0
07-08	TOR	5	0	120	22	50	.440	10	21	.476	5	5	1.000	4	14	18	35	15	0	1	6	0	59	11.8
13-14	DAL	7	7	191	30	65	.462	11	23	.478	1	1	1.000	2	7	9	31	16	0	1	7	0	72	10.3
TOTALS		18	8	456	87	184	.473	24	56	.429	11	12	.917	8	29	37	98	43	0	7	28	0	209	11.6

HOW ACQUIRED: Acquired by the Lakers from the Chicago Bulls along with a 2018 second round draft pick and a 2019 second round draft pick in exchange for Ater Majok on July 7, 2016. (Signed as a free agent with the Toronto Raptors on August 3, 2005).

2015-16: (New York Knicks): Ranked 10th in the NBA in three-point field goal percentage (.414) ... Averaged 7.6 points, 4.1 assists, and 3.2 rebounds in 28.1 minutes over 72 games (72 starts). Finished third in the NBA in assists-to-turnover ratio (3.43) ... Ended the 2015-16 season ranked 11th among active NBA players in total assists (4,829) and eighth among active players in three-point field goal percentage (.412). Led the Knicks in assists 32 times, dishing out a season-high 12 assists on 3/9 at Phoenix ... Notched nine games with at least five assists and no turnovers ... Shot .875 from the free throw line ... Scored a season-high 23 points at Orlando on 11/25 ... Clinched the victory at Atlanta on 1/5 with the go-ahead layup with 18 seconds remaining ... Hit the go-ahead three-pointer with 0.2 seconds remaining vs. the Lakers in Los Angeles, to give New York a 90-87 victory ... Nearly notched a triple-double on 3/24, tallying 12 points, seven rebounds, and seven assists in a win over Chicago ... Missed 10 games due to injury ... Missed .four games (1/28-2/2) with a sore right groin ... Sat out the final six games of the season with a bruised right quadricep ... Listed as inactive nine times.

CAREER: Played in 748 career NBA games, making 546 starts for the Raptors, Pistons, Mavericks, and Knicks ... Owns career averages of 9.9 points, 6.5 assists, and 2.6 rebounds in 28.8 minutes ... Led the NBA in three-point field goal percentage in 2012-13, shooting .461 from long range ... Shot the all-time league record for free throw percentage during a season, shooting .981 from the line during the 2008-09 season ... Signed as a free agent with the Toronto Raptors on August 3, 2005 ... Acquired by the Detroit Pistons on January 30, 2013 after eight seasons in Toronto ... Signed as a free agent with the Dallas Mavericks on July 11, 2013 ... Acquired by the New York Knicks on June 25, 2014 ... Acquired by the Chicago Bulls on June 22, 2016 ... Acquired by the Los Angeles Lakers on July 7, 2016 ... Scored 10+ points in 380 career games, dished out 10+ assists in 151 games, and grabbed 10+ rebounds four times ... Tallied 97 double-doubles for his career, including two triple-doubles ... Saw action in 18 career postseason games (eight starts) for the Raptors and Mavericks, averaging 11.6 points, 5.4 assists, and 2.1 steals in 25.4 minutes.





JOSÉ CALDERÓN

2014-15: (New York Knicks): Started all 42 games played ... Averaged a team-high 4.7 assists, along with 9.1 points (.415) in 30.2 minutes ... Led the Knicks in assists 24 times ... Scored a season-high 21 points on two occasions ... Notched a season-high 10 assists on 12/21 at Toronto ... Finished with three games of five assists and no turnovers ... Tied single-game career highs for three-point field goals made (7) and rebounds (10) in a 21 point, 10 rebound outing at Dallas on 11/26 ... Missed a total of 40 games due to injury, the most in his career ... Sat out the first 13 games of the season with a strained right calf ... Started 42 of the Knicks next 43 games, missing one contest due to a contused left knee ... Missed the season's final 26 games (2/27-4/15) with a strained left Achilles.

2013-14: (Dallas Mavericks): Averaged 11.4 points, 4.7 assists, and 2.4 rebounds in 30.5 minutes ... Started all 81 games played ... Ranked fourth in the NBA in assist-to-turnover ratio (3.66), fourth in three-point field goal percentage (.449), and seventh in three-point field goals made (career-high 191) ... Dished out a season-high 111 assists in first game of the season vs. Atlanta ... Scored a season-high 23 points on 12/20 vs. Toronto ... Finished with a career-high five steals, 12 points, and eight assists vs. the Lakers on 1/7 ... Started all seven games in the first-round Playoff series loss to San Antonio ... Tallied 10.3 points and 4.4 assists in 27.3 minutes during the Playoffs ... Missed one game on 11/30 vs. Minnesota with contused right ankle.

2012-13: (Toronto Raptors/Detroit Pistons): Led the NBA in three-point percentage, shooting .461 from distance ... Ranked 13 in the NBA in assists (7.1), finishing second in assist-to-turnover ratio (4.11) ... Started the season with Toronto, playing in 45 games (30 starts) ... Traded to the Detroit Pistons on January 30 as part of a 3-team trade ... Played the remaining 28 games (all starts) of the season with Detroit ... Recorded six 20-point scoring games ... Scored a season-high 24 points with Detroit vs. Washington on 2/13 ... Notched his first two career triple-doubles, tallying 13 points, 10 rebounds, and 10 assists on 11/13 at Indiana ... Tallied 18 points, 14 assists, and 10 rebounds on 12/16 vs. Houston.

2011-12: (Toronto Raptors): Tops in the NBA in assist-to-turnover ratio (4.5), ranking fourth in the league in assists per game (8.8) ... Scored a career-high 30 points vs. the Lakers on 2/12 ... Averaged 10.5 points, 8.8 assists, and 3.0 rebounds in 33.9 minutes over 53 games played (all starts) ... Notched 11 double-doubles ... Dished out a season-high 17 assists vs. Washington on 2/3 ... Missed 12 games due to injury ... Sat out five games in March with a sprained right ankle ... Missed the final seven games of the season due to a right eye injury suffered on 4/4 at Philadelphia.

2010-11: (Toronto Raptors): Averaged a career-high-tying 8.9 assists (fifth in the NBA) ... Ranked second in assist-to-turnover ratio (4.1) ... Averaged 9.8 points and 3.0 rebounds to go with his 8.9 assists in 30.9 minutes ... Started 55-of-68 games played ... Tied his career high with 19 assists vs. Minnesota on 2/4 ... Missed four games in December with a sore left foot ... Sat out seven of the last eight games of the season due to a sore left hamstring.

2009-10: (Toronto Raptors): Ranked 12th in the NBA in assists (5.9) and third in assist-to-turnover ratio (4.1) ... Recorded a career-high streak of 124 consecutive minutes without a turnover (11/27-12/1) ... Connected on a career-high seven three-point field goals made at Golden State on 3/13 ... Averaged 10.3 points, 5.9 assists, and 2.1 rebounds in 26.7 minutes ... Played in 68 games (39 starts) ... Missed 14 games due to injury (sore left hip, sore right ankle, right elbow laceration).

2008-09: (Toronto Raptors): Led the NBA in free throw percentage, setting the all-time NBA record (.981) ... Ranked fourth in assists (8.9) ... Averaged 12.8 points along with his 8.9 assists ... Started all 68 games played ... Connected on 151-of-154 free throws, including a streak of 87-straight free throws made (second longest streak in NBA history) ... Led the NBA in assist-to-turnover ratio (4.21) for the second consecutive season ... Missed 14 games due to a strained right hamstring.

2007-08: (Toronto Raptors): Appeared in all 82 games (56 starts) ... Averaged 11.2 points, 8.3 assists (5th most in the NBA), and 2.9 rebounds in 30.3 minutes ... Led the NBA with a 5.38 assist-to-turnover ratio ... Played in a career-high 54 minutes in a two overtime win vs. Portland on 1/13.




2006-07: (Toronto Raptors): Played in 77 games (11 starts) ... Averaged 8.7 points, 5.0 assists, and 1.7 rebounds in 21.0 minutes ... Ranked fourth in the NBA with an assist-to-turnover ratio of 3.52 ... Missed five games due to injury (sprained left ankle, lower back contusion).

2005-06: (Toronto Raptors): Averaged 5.5 points, 4.5 assists, and 2.2 rebounds as a rookie ... Started 11-of-64 games played, tallying 23.2 minutes per contest ... Dished out 10+ assists on five occasions, tallying two double-doubles ... Ranked 14th in the NBA in assist-to-turnover ratio (3.52) ... Missed five games due to injury (bruised/sore right heel, left Achilles tendinitis).

INTERNATIONAL: (Toronto Raptors): Played six seasons in the Spanish pro leagues ... Competed for Tau Vitoria in three Euroleague seasons, averaging 9.0 points per game ... Helped Spain win bronze at EuroBasket 2013 ... Part of the 2006 FIBA World Championship team ... Won the 2004 Spanish National Cup with Tau Cerámica ... Silver medalist with the Spanish National Team at the 2003 European Championship ... Four-time Olympian (2004, 2008, 2012, 2016) ... Olympic silver medalist in 2008 and 2012, and bronze medalist in 2016.

PERSONAL: Born José Manuel Calderón Borrallo ... Last name pronounced "CALL-der-own" ... Favorite sports team is Real Madrid Soccer Club ... Owns a pig farm in Spain ... Finalist for the NBA's 2015-16 Stokes-Twyman Teammate of the Year award, which goes to the player who is deemed the best teammate based on his selfless play, his on-and-off-court leadership as a mentor and role model, and his commitment and dedication to his team ... Joined Knicks teammate Arron Afflalo to host 500 fans at Knicks/Chase Tri-State Tour ... Teamed with Knicks teammates and New York Liberty legends to host 125 children at Knicks/Liberty Holiday Basketball Clinic at MSG Training Center ... Athlete-ambassador for Right To Play, an international organization that uses specially-designed sport and play programs to improve health, build life skills, and foster peace for children and communities affected by war, poverty, and disease ... Visited Zambia as part of UNICEF Zambia education, water, and sanitation programs.





6 | JORDAN CLARKSON

JORDAN CLARKSON



#6 . GUARD . 6-5 . 194 . 2 YEARS PRO

<u>BORN</u>	<u>HIGH SCHOOL</u>	<u>COLLEGE</u>	<u>RESIDENCE</u>
June 7, 1992 (Tampa, FL)	Wagner (San Antonio, TX)	Missouri	Playa Vista

CAREER / PLAYOFF HIGHS

	CAREER	PLAYOFFS
PTS	30 vs. Denver (twice) 11/3/15	- - -
MIN	47 @ Sacramento 4/13/15	- - -
FG	12 vs. Denver (4 times) 11/3/15	- - -
FGA	21 vs. Golden State (twice) 3/6/16	- - -
3FG	6 @ Memphis 2/24/16	- - -
3FGA	12 vs. Orlando 3/8/16	- - -
FT	8 @ Philadelphia (3 times) 3/30/15	- - -
FTA	10 @ Philadelphia 3/30/15	- - -
OFF. REB	4 @ Chicago (3 times) 2/21/16	- - -
DEF. REB	8 @ Utah (twice) 3/28/16	- - -
REB	10 vs. Indiana 11/29/15	- - -
AST	11 @ Philadelphia 3/30/15	- - -
STL	5 @ Sacramento 4/13/15	- - -
BLK	3 @ Oklahoma City 3/24/15	- - -

CAREER REGULAR SEASON STATISTICS

Year	Team	G	GS	MIN	FG	FGA	PCT	3FG	3FGA	PCT	FT	FTA	PCT	OFF	DEF	TOT	A	PF	DQ	STL	TO	BLK	PTS	AVG
14-15	LAL	59	38	1476	267	596	.448	38	121	.314	131	158	.829	56	135	191	206	109	1	51	96	12	703	11.9
15-16	LAL	79	79	2552	475	1098	.433	111	320	.347	164	204	.804	93	220	313	192	168	1	88	135	7	1225	15.5
TOTALS		138	117	4028	742	1694	.438	149	441	.338	295	362	.815	149	355	504	398	277	2	139	231	19	1928	14.0

HOW ACQUIRED: Acquired by the Lakers from the Washington Wizards in exchange for cash considerations on June 26, 2014 (was selected by the Wizards with the 46th overall choice in the 2014 NBA Draft).

2015-16: Averaged 15.5 points, 4.0 rebounds, 2.4 assists, 1.11 steals and 0.09 blocks in 32.3 minutes over 79 games (79 starts) ... Scored 20+ points on 20 occasions, including 30+ once ... Posted one double-double ... One of 10 American rookie and sophomore players selected by the league's assistant coaches to participate in the Rising Stars Challenge at NBA All-Star 2016, starting the game at shooting guard and finishing with 25 points, five rebounds, five assists, and four steals in 23:40 ... Also participated in the 2016 Taco Bell® Skills Challenge, joining Kobe Bryant (2007) and Derek Fisher (2004) as Lakers who have participated in the Skills Challenge event ... Scored in double-figures in a career-best 27 consecutive games, beginning 12/30 and stretching to 2/24 ... Scored 20+ points 20 times ... Led the Lakers in scoring 16 times (two ties) ... Drilled a career-high six three-pointers en route to 28 points 2/24 at MEM ... Tallied a career-high 10 rebounds en route to his third career double-double (22 points) 11/29 vs. IND ... Scored 19 points with four steals 11/28 at POR ... Tied a career-high with 30 points (12 FGM) 11/3 vs. DEN ... From 2/10-2/21, netted 20+ points in three consecutive games, the longest such streak of his career ... Had third straight game with 20+ points, scoring 20 points with nine rebounds and four assists 2/21 at CHI ... Totaled 20 points and six assists 2/19 vs. SAS ... Recorded 22 points, six rebounds and seven assists 2/10 at CLE ... Notched 21 points, four rebounds and three steals 11/13 at DAL ... Tallied 24 points (10-15 FG) 12/30 at BOS ... Had 23 points with five rebounds 1/5 vs. GSW ... Scored 18 points with seven rebounds (four offensive) 1/12 vs. NOP ... Totaled 18 points, seven assists and six rebounds 1/26 vs. DAL ... Posted 25 points (4-6 3FG) and four rebounds 3/6 vs. GSW ... Notched 24 points (five 3FGM) and five rebounds 3/8 vs. ORL ... Totaled 22 points (8-13 FG) with five rebounds and two steals 3/22 vs. MEM ... Scored 20 points (4-7 3FG) and grabbed four rebounds 3/25 vs. DEN ... Notched 26 points with six rebounds 3/30 vs. MIA ... Missed three games due to injury: Two with a sprained right ankle (12/11-12/12) and one due to a patella tendon strain (3/4).

CAREER: All-Rookie First Team in 2014-15, averaging 11.9 points, 3.2 rebounds, and 3.5 assists in 59 games (38 starts) ... Rookie of the Month for March of 2015, the first-ever Laker to win the award (first presented in 1981-82) ... Participated in the Rising Stars Challenge at NBA All-Star 2016 ... Owns career averages of 14.0 points, 3.7 rebounds, 2.9 assists, and 1.0 steals in 29.2 minutes ... Reached double-figures 100 times in his career, with 31 games of 20+ points, and two 30-point scoring outings ... Dished out 10+ assists, twice, and 10+ rebounds once, totalling three career double-doubles





JORDAN CLARKSON

2014-15: All-Rookie First Team honors ... Averaged 11.9 points, 3.2 rebounds, 3.5 assists, 0.86 steals and 0.20 blocks in 25.0 minutes over 59 games (38 starts) ... Logged 10+ points 33 times, including 20+ points 11 times and 30+ once ... Recorded 10+ assists twice ... Named Kia NBA Western Conference Rookie of the Month on 4/3 for games played in March, becoming the first-ever Lakers player to be honored with the award (first presented in 1981-82) ... Ranked among rookie league leaders in points (2nd/11.9), assists (3rd/3.5), FT% (3rd/.829), FG% (4th/.448) and rebounds (13th/3.2) ... Had two game-winning shots (FGM/FTM in last 10 seconds of 4th quarter or overtime) ... Named a starter for the final 38 games of the season, averaging a team-leading 15.8 points per game on 45.8% shooting to go with 5.0 assists, 4.2 rebounds, and 1.05 steals ... Posted eight points, four rebounds and two assists in NBA debut 10/28 vs. Houston ... Recorded 11 points, three rebounds and four assists in first career start in hometown of San Antonio on 1/23 ... Scored a career-high 30 points (career-best tying 12 FG) with seven assists, four rebounds and three blocks 3/24 at Oklahoma City ... Became the first Laker to have at least 30p/7a/4r/3b in a game since Kobe Bryant did so 3/6/07 at Minnesota ... Hit the game-winning free throws with 0.3 seconds remaining in overtime 3/25 at Minnesota ... Tallied 26 points, including the game-winning 3' layup in overtime with 0.9 seconds remaining, 11 assists and six rebounds 3/30 at Philadelphia ... Became the 5th rookie in Lakers history to record at least 25 points and 10 assists in a game, joining Jerry West, Elgin Baylor, Norm Nixon and Archie Clark ... Over the last 13 games of the year, hit for 20+ points eight times, including one 30+ point outing ... Missed one game due to a sprained left ankle (4/15) ... DNP-CD 22 times ... **NBA D-League:** Played in five games on assignment with the Los Angeles D-Fenders, averaging 22.6 points, 7.8 assists and 5.0 rebounds in 36.0 minutes.

COLLEGE: Appeared in a combined 93 games (75 starts) over three seasons at Tulsa and Missouri, averaging 15.4 points, 3.3 rebounds, 2.7 assists and 0.94 steals in 31.7 minutes ... Junior (2013-14): Named Second Team All-Southeastern Conference ... Averaged 17.5 points, 3.8 rebounds and 3.4 assists in 35.1 minutes over 35 games (35 starts) ... Ranked 2nd on team in scoring and was the team-leader with in assists per game ... Named to the Wooden Award Midseason Top 25 list in January and won three SEC Player of the Week honors ... Reached double figures in 34 of 35 games, including a career-high 31 points 11/12 vs. Southern Illinois ... Finished among the SEC's top 10 in several statistical categories, including scoring (7th/17.5), assists (7th/3.4), FG% (9th/.447), assist/turnover ratio (9th/1.3) and minutes (3rd/35.1) ... Sophomore (2011-12): First Team All-Conference USA selection ... In 31 games (all starts), averaged 16.5 points, 3.9 rebounds and 2.5 assists in 33.9 minutes ... Team-leader in points, assists and rebounds ... Finished with double-digit points in 29 of 31 games, including the final 28 ... Ranked second in Conference USA in scoring ... One of only 12 sophomores in school history to score more than 400 points in a season ... Named Conference USA Player of the Week on Jan. 30 ... Freshman (2010-11): Named to the Conference USA All-Freshman Team ... Appeared in 27 games (9 starts), averaging 11.5 points, 2.1 rebounds and 1.9 assists in 24.9 minutes ... Finished 3rd among Conference USA freshman in scoring ... Scored 310 points, the third most by a Tulsa freshman ... Named Conference USA Freshman of the Week four times ... Scored in double-figures 16 times.

PERSONAL: Father is Mike Clarkson, mother is Annette Davis and stepmother is Janie Clarkson ... Brother is Bear Clarkson, who plays collegiate basketball at Harris-Stowe State University ... Graduated with a degree from Missouri in Arts & Science ... Was a three-year letter winner and a three-year starter at Karen Wagner High School ... Was named the San Antonio High School Player of the Year as a senior ... Had his No. 22 jersey retired at Karen Wagner High School on Feb. 13, 2015 ... Did not play organized basketball until 9th grade, focusing instead on competing in track and field in the 400-, 200- and 100-meter sprints ... Ranked as the state of Texas' 4th-best prospect as selected by Texashoops.com ... Helped lead his Wagner High School team to a combined 105-14 record in three seasons ... Averaged 18.9 points, 6.1 rebounds 3.4 assists and 2.1 steals during his senior campaign while leading his team to a 38-2 record and semifinal loss in the state championship ... Soccer was his favorite sport as a child ... Heavily involved in Lakers charitable efforts, giving back through the Lakers Youth Foundation Casino Night, Season of Giving Holiday Partys for Kids, Thanksgiving Dinner for the LAFD, Season of Giving Toys for Tots, Fit for Life Health Fair, Connect A Million Minds, Active Alliance Highway to Health Fair, Lakers Youth Foundation Golf Tournament, Camp Lakers and the Special Olympics Play Unified Game.



JORDAN CLARKSON



2015-16 2ND YEAR LEADERS (SCORING)

Rank	Player	Team	GP	PTS	PPG
1	Andrew Wiggins	MIN	81	1675	20.7
2	Jordan Clarkson	LAL	79	1225	15.5
3	Rodney Hood	UTA	79	1149	14.5
4	Jabari Parker	MIL	76	1070	14.1
5	Zach LaVine	MIN	82	1150	14.0
6	Gary Harris	DEN	76	932	12.3
7	Nikola Mirotic	CHI	66	777	11.8
8	Julius Randle	LAL	81	919	11.3
9	Bojan Bogdanovic	BKN	79	887	11.2
10	Nerlens Noel	PHI	67	747	11.1

2015-16 2ND YEAR LEADERS (ASSISTS)

Rank	Player	Team	GP	AST	APG
1	Elfrid Payton	ORL	73	468	6.4
2	Tim Frazier	POR/NOP	51	162	3.2
3	Zach LaVine	MIN	82	251	3.1
4	Marcus Smart	BOS	61	185	3.0
5	Rodney Hood	UTA	79	213	2.7
6	Langston Galloway	NYK	82	207	2.5
7	Jordan Clarkson	LAL	79	192	2.4
8	Tyler Johnson	MIA	36	75	2.2
9	Tyler Ennis	MIL	46	95	2.1
10	Andrew Wiggins	MIN	81	164	2.0

JORDAN CLARKSON'S TOP SCORING GAMES

Game	Date	Points
vs. Denver	11/3/15	30*
@ Oklahoma City	3/24/15	30
@ Memphis	2/24/16	28*
vs. Portland	4/3/15	27
@ New Orleans	4/8/16	26*
vs. Miami	3/30/16	26*
vs. Dallas	4/12/15	26
@ Philadelphia	3/30/15	26
vs. Golden State	3/6/16	25*
@ Memphis	3/6/15	25
@ Boston	12/30/15	24*
vs. Orlando	3/8/16	24*

*indicates 2015-16 season

2015-16 2ND YEAR LEADERS (MINUTES)

Rank	Player	Team	GP	MIN	MPG
1	Andrew Wiggins	MIN	81	2845	35.1
2	Jordan Clarkson	LAL	79	2552	32.3
3	Rodney Hood	UTA	79	2541	32.2
4	Gary Harris	DEN	76	2439	32.1
5	Jabari Parker	MIL	76	2408	31.7
6	Elfrid Payton	ORL	73	2145	29.4
7	Julius Randle	LAL	81	2286	28.2
8	Zach LaVine	MIN	82	2294	28.0
9	Bojan Bogdanovic	BKN	79	2115	26.8
10	Jerami Grant	PHI	77	2033	26.8





9 | LUOL DENG



LUOL DENG

#9 . FORWARD . 6-9 . 220 . 12 YEARS PRO

<u>BORN</u>	<u>HIGH SCHOOL</u>	<u>COLLEGE</u>	<u>RESIDENCE</u>
April 16, 1985 (South Sudan)	Blair Academy (Blairstown, NJ)	Duke	Brentwood

CAREER / PLAYOFF HIGHS

	CAREER			PLAYOFFS		
PTS	40	vs.	Portland	11/1/10	33	vs. Miami 4/21/07
MIN	56	vs.	New Orleans	12/2/13	57	vs. Detroit 5/13/07
FG	18	vs.	Portland	3/26/07	14	vs. Miami 4/21/07
FGA	27	vs.	New Orleans (twice)	12/2/13	23	vs. Brooklyn 4/25/13
3FG	6	vs.	Boston	2/16/012	5	@ Charlotte 4/23/16
3FGA	9	@	Dallas (twice)	11/9/14	8	@ Charlotte 4/25/16
FT	11	vs.	Detroit (3 times)	3/31/13	8	@ Cleveland (twice) 4/27/10
FTA	17	vs.	Detroit	3/31/13	11	@ Cleveland 4/27/10
OFF. REB	7	vs.	Atlanta (4 times)	1/4/14	6	vs. Detroit 5/13/07
DEF. REB	13	@	Boston (3 times)	1/13/12	14	@ Philadelphia 5/10/12
REB	20	vs.	Milwaukee	11/3/09	17	@ Philadelphia 5/10/12
AST	11	@	Cleveland (twice)	11/30/13	7	vs. Indiana 4/26/11
STL	6	vs.	Orlando	2/26/07	5	@ Atlanta 5/12/11
BLK	4	vs.	Indiana (4 times)	2/24/10	3	@ Toronto (twice) 5/15/16

CAREER REGULAR SEASON STATISTICS

Year	Team	G	GS	MIN	FG	FGA	PCT	3FG	3FGA	PCT	FT	FTA	PCT	OFF	DEF	TOT	A	PF	DQ	STL	TO	BLK	PTS	AVG
04-05	CHI	61	45	1663	280	645	.434	31	117	.265	120	162	.741	92	230	322	135	98	0	48	118	27	711	11.7
05-06	CHI	78	56	2604	442	954	.463	21	78	.269	207	276	.750	127	389	516	147	128	1	72	105	50	1112	14.3
06-07	CHI	82	82	3071	630	1218	.517	1	7	.143	279	359	.777	148	431	579	204	167	1	97	153	48	1540	18.8
07-08	CHI	63	59	2128	429	896	.479	8	22	.364	204	265	.770	136	258	394	155	117	1	57	120	29	1070	17.0
08-09	CHI	49	46	1665	265	591	.448	8	20	.400	152	191	.796	80	215	295	94	85	1	60	72	25	690	14.1
09-10	CHI	70	69	2651	473	1014	.466	32	83	.386	252	330	.764	131	381	512	143	129	0	66	134	61	1230	17.6
10-11	CHI	82	82	3208	531	1155	.460	115	333	.345	253	336	.753	116	360	476	230	162	0	78	156	48	1430	17.4
11-12	CHI	54	54	2129	311	755	.412	79	215	.367	127	165	.770	77	273	350	157	81	0	56	96	36	828	15.3
12-13	CHI	75	75	2903	466	1093	.426	75	233	.322	230	282	.816	162	314	476	222	105	0	81	144	32	1237	16.5
13-14	CHI/CLE	63	63	2213	371	860	.431	57	189	.302	212	268	.791	99	262	361	183	111	0	62	114	9	1011	16.0
14-15	MIA	72	72	2421	369	787	.469	78	220	.355	191	251	.761	103	273	376	139	109	0	65	108	22	1007	14.0
15-16	MIA	74	73	2394	339	745	.455	88	256	.344	145	192	.755	108	335	443	140	122	0	74	81	29	911	12.3
TOTALS		823	776	29047	4906	10713	.458	593	1773	.334	2372	3077	.771	1379	3721	5100	1948	1414	4	816	1401	416	12777	15.5

CAREER POSTSEASON STATISTICS

Year	Team	G	GS	MIN	FG	FGA	PCT	3FG	3FGA	PCT	FT	FTA	PCT	OFF	DEF	TOT	A	PF	DQ	STL	TO	BLK	PTS	AVG
05-06	CHI	6	0	180	24	56	.429	1	5	.200	12	21	.571	8	21	29	3	13	0	5	5	4	61	10.2
06-07	CHI	10	10	410	88	168	.524	0	1	.000	46	57	.807	30	57	87	24	22	0	10	23	7	222	22.2
09-10	CHI	5	5	203	37	80	.463	1	12	.083	19	26	.731	8	17	25	7	15	0	6	3	4	94	18.8
10-11	CHI	16	16	687	98	230	.426	22	68	.324	52	62	.839	27	79	106	43	40	0	24	26	10	270	16.9
11-12	CHI	6	6	228	36	79	.456	8	22	.364	4	7	.571	8	42	50	9	10	0	5	10	9	84	14.0
12-13	CHI	5	5	224	32	84	.381	1	18	.056	4	10	.400	5	33	38	19	12	0	5	12	3	69	13.8
15-16	MIA	14	14	495	65	138	.471	24	57	.421	32	38	.842	19	64	83	22	24	0	13	24	9	186	13.3
TOTALS		48	42	1931	315	697	.452	33	126	.262	137	183	.749	86	249	335	105	112	0	55	79	37	800	16.7

HOW ACQUIRED: Signed by the Lakers as a free agent on July 7, 2016.

2015-16: (Miami HEAT): Appeared in 74 games (73 starts) for the HEAT ... Averaged 12.3 points, 6.0 assists, 1.9 assists, and 1.0 steals in 32.4 minutes ... Led the HEAT in minutes, three-point field goals made, and charges taken ... Scored in double-figures 47 times, reaching 20+ points nine times ... Scored a season-high 30 points at Atlanta on 2/19 ... Grabbed 10+ rebounds 13 times and recorded 13 double-doubles ... Had a stretch of five-straight double-doubles from 2/19-2/27 ... Scored his 12,000th career point on 11/23 vs. New York ... Grabbed a season-high 16 rebounds on 2/22 vs. Indiana ... Played and started 14 games for the HEAT during the NBA Playoffs ... Averaged 13.3 points, 5.9 rebounds, and 1.6 assists ... Missed seven games due to injury (left hamstring strain, swollen right eye) ... One DNP-CD.





LUOL DENG

CAREER: Played in 823 NBA regular season contests (776 starts) ... Signed by the Los Angeles Lakers as a free agent on July 7, 2016 after spending 2014-16 with the Miami HEAT ... Signed by the Miami Heat as a free agent on July 7, 2016... Acquired by the Cleveland Cavaliers on January 6, 2014, in exchange for Andrew Bynum, a 2014 first round draft pick, a 2015 second round draft pick, and a 2016 second round draft pick ... Drafted seventh overall by the Phoenix Suns in the 2004 NBA Draft and immediately traded to the Chicago Bulls for Jackson Vroman and a 2005 first round pick ... the Boats career averages of 15.5 points (.458 FG%), 6.2 rebounds, and 2.4 assists in 35.3 minutes ... Two-time NBA All-Star (2012, 2013) ... J. Walter Kennedy Citizenship Award winner ... 2006-07 NBA Sportsmanship Award winner ... Second Team All-Defensive Team in 2013 ... First Team All-Rookie in 2005 and played in the Rookie Challenge ... Has twice led the NBA in minutes per game (2011-12, 2012-13) ... Scored in double figures in 658 games, including 230 games with at least 20 points, and has reached the 30-point mark 15 times ... Averaged at least 10 points per game in all 12 NBA seasons ... Grabbed double-digit rebounds 114 times, including one 20-rebound outing ... Dished out 10+ assists three times ... Posted 110 career double-doubles ... Owns a consecutive games played streak of 108 games (4/2/10 - 1/21/12) ... Started 366 games in a row from 4/3/10 to 11/23/15 ... Played in 48 career NBA Playoff games, making 42 starts with averages of 16.7 points, 7.0 rebounds, 2.2 assists, and 1.2 steals in 40.2 minutes ... Reached double-figures in 41 postseason contests ... Played in two NBA All-Star Games, averaging 5.0 points, 1.0 rebounds, and 1.0 assists in 11.5 minutes ... Missed a total of 143 games, 129 due to injury, 12 DNP-CDs, and 2 inactives.

2014-15: (Miami HEAT): Played and started in 72 games and averaged 14.0 points, 5.2 rebounds, and 1.9 assists in 33.6 minutes ... Led the HEAT in starts, minutes played, and three-point field goals ... Scored in double-figures 54 times, including 12 games with 20+ points, and one 30-point performance ... Grabbed 10+ rebounds five times and posted five double-doubles ... Scored a season-high 30 points at Dallas on 11/9, grabbed a season-high 11 rebounds on 3/27 at Atlanta, and played a season-high 42 minutes on 3/18 vs. Portland ... Missed six games due to injury (sprained wrist, right hand contusion, illness, left calf strain), and was a DNP-CD on four occasions.

2013-14: (Chicago Bulls/Cleveland Cavaliers): Started all 63 games in which he appeared ... Tallied 16.0 points, 5.7 rebounds, 2.9 assists, and 1.0 assists in 35.1 minutes ... Won the NBA's J. Walter Kennedy Citizenship Award ... Reached double-figures 51 times, scoring 20+ points 18 times with one 30-point game ... Scored 20+ points in a career-long six consecutive games from 11/24-12/5 ... Grabbed 10+ rebounds eight times, for eight double-doubles ... Played 23 games for Chicago, averaging a team-leading 19.0 points, 6.9 rebounds, 3.7 assists, and 1.0 steals in 37.4 minutes ... Appeared in 40 games for Cleveland, tallying 14.3 points, 5.1 rebounds, and 2.5 assists in 33.8 minutes ... Set a career high in minutes (55:38) vs. New Orleans on 12/2 ... Scored a season-high 37 points vs. New Orleans ... Missed 13 games due to injury (sore left Achilles, flu-like symptoms, sprained left ankle, lower back soreness) and was a DNP-CD on three occasions.

2012-13: (Chicago Bulls): Played 75 games (all starts) and averaged 16.5 points, 6.3 rebounds, 3.0 assists, and 1.1 steals in 38.7 minutes ... NBA All-Star for the second consecutive season ... Scored 10 points in the All-Star Game in 17 minutes ... Set single-season career highs in offensive rebounds, free throw percentage, and assists per game ... Led the NBA in minutes ... Scored in double-figures 66 times, with 22 games of 20+ points ... Grabbed 10+ rebounds 10 times and tallied nine double-doubles ... Hit the game-winning shot with 0:03.3 seconds left in overtime at Toronto on 1/16 ... Scored a season-high 33 points at New York on 1/11 ... Missed seven games due to injury (right hamstring, right hip).

2011-12: (Chicago Bulls): Started all 54 games in which he appeared ... Tallied 15.3 points, 6.5 rebounds, 2.9 assists, and 1.0 steals in 39.4 minutes ... Earned his first NBA All-Star honors as a reserve for the Eastern Conference ... Led the NBA in minutes per game ... Scored in double figures 43 times, with 20 games of 20+ points ... Grabbed 10+ rebounds eight times and handed out 10+ assists twice, for 10 double-doubles ... Scored the game-winning basket in overtime vs. Toronto on 3/24, and again vs. Atlanta on 1/3 ... Scored a season-high 26 points vs. Boston on 4/5 ... Missed five games due to injury (sore left wrist, bruised ribs), was a DNP-CD six times and a healthy scratch in the season finale.

2010-11: (Chicago Bulls): Played and started in all 82 games ... Averaged 17.4 points, 5.8 rebounds, and 2.8 assists in 39.1 minutes ... Set Single-season career highs in minutes, assists, and three-point field goals made ... Ranked third in the NBA in minutes played, and fourth in minutes per game ... Scored in double-figures 73 times, with 26 games of 20+ points, including one 30-point effort and one 40-point outing ... Grabbed 10+ rebounds nine times, posting eight double-doubles ... Scored a career-high 40 points vs. Portland on 11/1.

2009-10: (Chicago Bulls): Appeared in 70 games (69 starts) and averaged 17.6 points, 7.3 rebounds, and 2.0 assists in 37.9 minutes ... Set Single-season career highs in rebounds per game and blocks ... Reached double-figures 63 times, with 28 games of 20+ points and one 30-point effort ... Grabbed 10+ rebounds 14 times, including a 20-rebound outing ... Notched 13 double-doubles ... Recorded his first 20-20 game vs. Milwaukee on 11/3 with 24 points and 20 rebounds ... Scored a season-high 31 points vs. Indiana on 2/24 ... Missed 12 games due to injury (swollen left knee, left calf strain).

2008-09: (Chicago Bulls): Played in 49 games (46 starts), and tallied 14.1 points, 6.0 rebounds, 1.9 assists, and 1.2 steals in 34.0 minutes ... Led the Bulls in scoring nine times, and in rebounds seven times ... Reached double-figures 36 times, including 13 games with 20+ points ... Grabbed 10+ rebounds eight times, posting seven double-doubles ... Scored a season-high 28 points at Houston on 2/3 ... Missed 33 games due to injury (strained left hamstring, sprained left ankle, right tibia stress fracture)..

2007-08: (Chicago Bulls): Appeared in 63 games (59 starts) and averaged 17.0 points, 6.3 rebounds, and 2.5 assists in 33.8 minutes ... Led the Bulls in scoring 17 times and in rebounds 13 times ... Scored in double-figures 55 times, with 26 games of 20+ points and two 30-point efforts ... Grabbed 10+ rebounds six times for six double-doubles ... Notched a season-high 32 points at Milwaukee on 4/14 and grabbed a season-high 13 rebounds at Charlotte on 1/2 ... Missed 19 games due to injury (lower back pains, left Achilles tendinitis).



2006-07: (Chicago Bulls): Started all 82 games ... Averaged 18.8 points, 7.1 rebounds, 2.5 assists, and 1.2 steals in 37.5 minutes ... Earned his first NBA Sportsmanship Award ... Set single-season career highs in games played, points, points per game, field goals made, field goal percentage, free throws made, defensive and total rebounds, and steals ... Reached double-figures 78 times, including a career-high 35 games with 20+ points and a career-best six 30-point outings ... Grabbed 10+ rebounds a career-high 18 times for a career-best 17 double-doubles ... Scored a season-high 38 points vs. Portland on 3/26.

2005-06: (Chicago Bulls): Saw action in 78 games (56 starts) and averaged 14.3 points, 6.6 rebounds, and 1.9 assists in 33.4 minutes ... Scored in double-figures 59 times, including 15 games with 20+ points ... Grabbed 10+ rebounds 12 times for 11 double-doubles ... Had a streak of four consecutive double-doubles from 2/28-3/5 ... Scored a team-high 26 points at Miami on his birthday (4/16) to help the Bulls clinch a playoff berth ... Scored a season-high 28 points at Boston on 12/2 and grabbed a season-high 18 rebounds vs. the Clippers on 3/10 ... Missed four games due to injury (right knee contusion, concussion).

2004-05: (Chicago Bulls): Played in 61 games (45 starts) during his rookie season ... Averaged 11.7 points, 5.3 rebounds, and 2.2 assists in 27.3 minutes ... Earned First Team All-Rookie honors, ranking among rookie leaders in scoring (4th), assists (6th), minutes (6th), rebounding (7th), free throw percentage (8th), three-point field goal percentage (10th) and blocks (10th) ... Scored in double-figures 33 times, reaching 20+ points six times, with one 30-point outing ... Grabbed 10+ rebounds three times for three double-doubles ... Tallied a double-double in his NBA debut on 11/5 vs. New Jersey ... Scored a season-high 30 points at Dallas on 2/8 ... Missed 20 games due to injury (sprained right ankle, ligament tear in his right wrist).

COLLEGE: Played one season at Duke University, appearing in 37 games (32 starts) ... Averaged 15.1 points, 6.9 rebounds, 1.8 assists, 1.3 steals, and 1.0 blocks ... Third Team All-ACC, unanimous ACC All-Freshman selection ... Most Outstanding Player of the NCAA Atlanta Regional ... Led all ACC freshmen in scoring, rebounding, and field goal percentage ... ACC Rookie of the Week six times, second most in conference history ... Named to the National All-Freshman Team by The Sporting News, Basketball Times, Collegeinsider.com, and Rivals.com ... Early entry to the 2004 NBA Draft at the conclusion of his freshman year.

PERSONAL: Son of Martha John and Aldo Deng ... Has three brothers and five sisters ... Has represented Great Britain internationally ... Father served in the Sudanese parliament and was the country's Minister of Transportation before moving to Egypt to avoid Sudan's civil war ... Influenced by Manute Bol while in Egypt ... Moved to London, before moving to Blairstown, NJ at age 14 to attend Blair Academy ... High School teammate of Charlie Villanueva ... Created the Luol Deng Foundation, which is dedicated to assisting those in need by providing resources and creating opportunities for a better way of life, with hope, integrity, and faith as values ... The foundation's wellness, educational, and recreational programs encourage and promote progress and improvement in his local community, in South Sudan, and all over the world ... Active with Save the Children and Deki, which works to reduce poverty in the developing world through ethical microloans ... Launched the DENG Academy alongside Nike, Evelyn Grace Academy, and Reforming Black Britain, to provide a stepping stone for those in South London and surrounding areas with grass roots development techniques and works to create opportunities both on and off the court ... Spearheaded projects such as DENG Camp and DENG Girls, the UK's first female-only elite basketball program ... Has participated in Basketball Without Borders five times ... Spokesman for the World Food Programme and Nothing But Nets initiative, providing insecticide-treated bed nets to help prevent malaria ... Received the Charles Lubin Award in 2006 for his dedication to community service ... Favorite sport other than basketball is soccer ... Is an Arsenal FC fan.





4 | MARCELO HUERTAS



MARCELO HUERTAS

#4 . GUARD . 6-3 . 200 . 1 YEAR PRO

<u>BORN</u>	<u>PRIOR TO NBA</u>	<u>HOME COUNTRY</u>	<u>RESIDENCE</u>
May 25, 1983 (São Paulo, Brazil)	F.C. Barcelona	Brazil	Manhattan Beach

CAREER / PLAYOFF HIGHS

	CAREER	PLAYOFFS
PTS	13 vs. Cleveland 3/10/16	- - -
MIN	32 vs. Atlanta 3/4/16	- - -
FG	6 vs. Cleveland 3/10/16	- - -
FGA	11 vs. Atlanta 3/4/16	- - -
3FG	1 @ Houston (16 times) 4/10/16	- - -
3FGA	6 vs. Atlanta 3/4/16	- - -
FT	3 @ LA Clippers (twice) 4/5/16	- - -
FTA	4 vs. New York 3/13/16	- - -
OFF. REB	2 vs. Oklahoma City (twice) 1/8/16	- - -
DEF. REB	6 vs. Orlando 3/8/16	- - -
REB	6 vs. Orlando 3/8/16	- - -
AST	10 vs. Phoenix 3/18/16	- - -
STL	2 @ Oklahoma City (4 times) 4/11/16	- - -
BLK	2 vs. Cleveland 3/10/16	-- -

CAREER REGULAR SEASON STATISTICS

Year	Team	G	GS	MIN	FG	FGA	PCT	3FG	3FGA	PCT	FT	FTA	PCT	OFF	DEF	TOT	A	PF	DQ	STL	TO	BLK	PTS	AVG
15-16	LAL	53	0	869	97	230	.422	16	61	.262	27	29	.931	18	72	90	182	76	0	26	80	7	237	4.5
TOTALS		53	0	869	97	230	.422	16	61	.262	27	29	.931	18	72	90	182	76	0	26	80	7	237	4.5


HOW ACQUIRED: Signed by the Lakers as a free agent on September 9, 2015 ... Re-signed by the Lakers as a free agent on August 5, 2016.

2015-16: Over 53 games (all as a reserve), averaged 4.5 points, 1.7 rebounds, 3.4 assists, 0.49 steals and 0.13 blocks in 16.4 minutes ... Posted three 10+ point games and one 10+ assist performance ... Averaged the third most assists per game best among rookies this season ... Had a career-high 10 assists 3/18 vs. PHX, tied for the most assists by a Laker this season ... Scored a career-best 13 points on a career-high six made field goals 3/10 vs. CLE ... Had a career-high six rebounds 3/8 vs. ORL ... Had multiple steals on four occasions ... Had two points, two assists and two rebounds in 13 minutes in NBA debut 10/28 vs. MIN ... Had 10 points and nine assists 3/6 vs. GSW ... Scored 13 points to go with five assists and two blocks 3/10 vs. CLE ... Posted eight points (4-4 FG) with two rebounds 3/23 at PHX ... Tallied nine points with seven assists 4/10 at HOU ... DNP-CD 29 times.

INTERNATIONAL: Spent four seasons (2011-15) with Spanish power FC Barcelona, serving as a key piece on their 2011-12 and 2013-14 Spanish National Championship and 2013 Spanish National Cup-winning teams ... In 2014-15, averaged 8.0 points and 4.3 assists while shooting 54.4% from the field in 44 games ... Returned to the ACB League in Spain after one year in Italy, signing with Saski Baskonia (2009-11) ... Part of the 2009-10 Spanish National Championship winning team ... Won the Euroleague's weekly MVP award two times en route to a second All-ACB Team selection in 2010-11 ... That same year, led the ACB League with 5.9 assists per game to go with 9.9 points and 2.9 rebounds while recording a 52.7 FG% and 43.2 3FG% ... Joined Fortitudo Bologna to play in Italy's top domestic league for the 2008-09 season ... Appeared in 29 Italian League games, averaging 10.4 points (55.6 FG%), 2.5 assists and 1.9 steals ... Played in the ACB League in 2007-08 with Bilbao Basket ... Posted averages of 14.6 points, 3.9 assists and 1.6 steals in 34 Spanish ACB games ... Garnered first All-ACB Team selection ... Signed with Joventut of the Spanish ACB League and remained there for three seasons (2004-2007) ... FIBA EuroCup champion in 2006 ... Began professional playing career in Brazil, suiting up for FMU São Paulo (2001-02, 2003-04) and Pinheiros (2002-03) ... Paulista League Most Improved Player in 2003 ... Has appeared in Euroleague competition seven times, including the last six years, playing in 165 games and averaging 8.0 points, 3.8 assists, and 2.1 rebounds per contest ... Led the Euroleague in free throw shooting at 97.2% during the 2012-13 season, and was the 2013-14 Euroleague Top 16 Round 2 MVP.

PERSONAL: Born in São Paulo, Brazil to Domingos and Tania Huertas ... Has two older siblings, Felipe and Daniela ... Felipe played basketball professionally in Brazil for one year ... Started playing organized basketball at the age of 13 ... Speaks five languages, including Portuguese, Spanish, Italian, Catalan and English ... Member of the Brazilian national team for the 2012 Olympics in London and the 2016 Olympics in Rio De Janeiro ... Has appeared on three consecutive FIBA World Championship (renamed FIBA Basketball World Cup) teams in 2006, 2010, and 2014 ... Won a gold medal from the 2006 South American Championship where he was named MVP of the tournament after averaging a team-leading 16.8 points to go with 4.0 assists ... Captured a gold medal at the 2007 Pan American Games ... Earned three medals from the FIBA Americas Championship: 2005 and 2009 (gold) and 2011 (silver) ... Person admired most is the late Brazilian racing driver, Ayrton Senna, who won three Formula One world championships ... Favorite non-NBA sports team is F.C. Barcelona ... Spends time during the offseason traveling ... Favorite movie actors include Jack Nicholson and Robert De Niro ... Considers favorite movie to be *Remember the Titans* ... Sushi is listed as his favorite food.





14 | BRANDON INGRAM



BRANDON INGRAM

#14 . FORWARD . 6-9 . 190 . ROOKIE

<u>BORN</u>	<u>HIGH SCHOOL</u>	<u>COLLEGE</u>	<u>RESIDENCE</u>
September 2, 1997 (Kinston, NC)	Kinston HS (Kinston, NC)	Duke	Playa Del Rey

COLLEGIATE CAREER HIGHS

	CAREER		
PTS	26	vs. Elon (twice)	12/28/15
MIN	42	@ Utah	12/19/15
FG	11	vs. Elon	12/28/15
FGA	22	vs. Virginia	2/13/16
3FG	5	vs. NC State	3/9/16
3FGA	9	vs. Virginia (3 times)	2/13/16
FT	8	vs. Yale	3/19/16
FTA	11	@ VCU	11/20/15
OFF. REB	8	vs. Georgia Southern	12/15/15
DEF. REB	10	vs. Elon	12/28/15
REB	14	vs. Georgia Southern	12/15/15
AST	4	vs. NC State (3 times)	3/9/16
STL	3	vs. Wake Forest (4 times)	3/1/16
BLK	6	vs. Virginia Tech	1/9/16

COLLEGIATE CAREER STATISTICS

Year	Team	G	GS	MIN	FG	FGA	PCT	3FG	3FGA	PCT	FT	FTA	PCT	OFF	DEF	TOT	A	PF	DQ	STL	TO	BLK	PTS	AVG
15-16	Duke	36	34	1246	214	484	.442	80	195	.410	116	170	.682	67	177	244	72	74	0	41	72	49	624	17.3
TOTALS		36	34	1246	214	484	.442	80	195	.410	116	170	.682	67	177	244	72	74	0	41	72	49	624	17.3

HOW ACQUIRED: Selected by the Lakers with the second overall pick in the 2016 NBA Draft.

COLLEGE: Consensus ACC Freshman of the year in his lone collegiate season ... AP All-American Honorable Mention ... Consensus Second Team All-ACC selection ... USBWA Freshman All-America and All-District III honors ... NABC All-District 2 First Team recognition ... ACC Rookie of the Week four times ... Finalist for the Wayman Tisdale National Freshman of the Year Award ... Wayman Tisdale National Freshman of the Week once (1/12/16) ... One of five finalists for the Julius Erving small forward of the Year Award ... Named to the 35-man midseason Naismith Trophy watchlist ... Started 34 of his 36 games in 2015-16 ... Finished ranked sixth in the ACC in scoring (17.3), seventh in three-point percentage (.410) and minutes played (34.6), ninth in three-pointers per game (2.2), 10th in blocks (1.4), and 13th in rebounds (6.8) ... Led ACC freshman in scoring, rebounding, three-pointers per game, three-point percentage, minutes played, and double-doubles (eight) ... Duke's leading scorer in the NCAA Tournament, averaging 23.0 points to go along with 6.3 rebounds and 2.7 assists over three games, scoring at least 20 points in each contest ... Played 119 of a possible 120 minutes in the NCAA Tournament ... Led the Blue Devils in scoring nine times, in rebounding seven times, and in assists six times ... Hit double-figures in 31 of 36 games, with 14 games of 20+ points ... Blocked a career-high six shots 1/9/16 vs. Virginia Tech ... Finished in the top-five in Duke's freshman record books in a number of categories, including total points, points per game, double-figure scoring games, 20-point scoring games, field goals made, three-point field goals made, free throws made, total blocks, double-doubles, minutes played, and minutes per game.

PERSONAL: Had a solo workout with the Lakers on June 18th, 2016 before being drafted by the team ... Member of USA Basketball's 2015 United States Junior National Select Team ... Participated in the 2015 McDonald's All-American Game and Nike Hoop Summit ... Parade All-American as a high school senior ... Also named North Carolina Basketball Coaches Association All-District First Team ... Played four years of high school basketball at Kinston, winning four straight 2A state championships, one of two players in history to win four consecutive North Carolina State Championships ... MVP of the state championship game as a senior ... Averaged 24.3 points, 10.4 rebounds, 3.6 assists, 3.0 blocks, and 1.6 steals per game as a prep senior ... Son of Donald and Joann Ingram ... Has an older brother, Donovan (who goes by 'Bo'), and an older sister, Brittany ... Donovan played basketball at South Plains College (2008-10) and UT Arlington (2010-12) ... Born in Kinston, NC ... ex-NBA player Jerry Stackhouse mentored him growing up ... Assisted Lakers staff in organizing food boxes at the L.A. Regional Food Bank in late August ... Joined his family in hosting a school supply giveaway in his home town of Kinston, NC ... Gave out more than 1,000 Adidas book bags full of supplies.





20 | TIMOFEY MOZGOV

TIMOFEY MOZGOV



#20 . CENTER . 7-1 . 275 . 6 YEARS PRO

<u>BORN</u>	<u>PRIOR TO NBA</u>	<u>HOME COUNTRY</u>	<u>RESIDENCE</u>
July 16, 1986 (St. Petersburg, Russia)	Khimki Moscow '08 (Russia)	Russia	Los Angeles

CAREER / PLAYOFF HIGHS

	CAREER	PLAYOFFS
PTS	23 @ Golden State (4 times) 4/10/14	28 vs. Golden State 6/11/15
MIN	49 @ Toronto 12/8/14	39 @ Chicago 5/10/15
FG	10 @ Golden State 4/10/14	9 vs. Golden State 6/11/15
FGA	15 vs. Detroit (5 times) 4/13/15	16 vs. Golden State 6/11/15
3FG	1 vs. Indiana (7 times) 11/8/15	- - - -
3FGA	2 vs. Indiana (7 times) 11/8/15	- - - -
FT	8 @ Milwaukee 2/20/14	10 vs. Golden State 6/11/15
FTA	10 @ Milwaukee (twice) 2/20/14	12 vs. Golden State 6/11/15
OFF. REB	9 @ Phoenix 11/26/14	7 vs. Golden State 6/16/15
DEF. REB	20 @ Golden State 4/10/14	9 @ Golden State 6/7/15
REB	29 @ Golden State 4/10/14	12 vs. Golden State 6/16/15
AST	4 @ Memphis 3/25/15	3 @ Chicago 5/10/15
STL	3 @ Phoenix (twice) 11/26/14	1 vs. Golden State (13 times) 6/16/16
BLK	5 vs. Philadelphia (3 times) 2/2/15	5 vs. Boston 4/21/15

CAREER REGULAR SEASON STATISTICS

Year	Team	G	GS	MIN	FG	FGA	PCT	3FG	3FGA	PCT	FT	FTA	PCT	OFF	DEF	TOT	A	PF	DQ	STL	TO	BLK	PTS	AVG
10-11	NYK/DEN	45	14	524	63	133	.474	0	0	.000	37	52	.712	46	75	121	15	84	1	15	35	25	163	3.6
11-12	DEN	44	35	687	100	190	.526	0	0	.000	39	57	.684	53	126	179	22	96	0	15	53	42	239	5.4
12-13	DEN	41	1	366	44	87	.506	0	2	.000	20	26	.769	50	57	107	9	57	1	6	25	18	108	2.6
13-14	DEN	82	30	1770	285	545	.523	4	24	.167	196	260	.754	171	357	528	62	213	3	27	122	100	770	9.4
14-15	DEN/CLE	81	80	2046	314	566	.555	2	6	.333	155	216	.718	203	388	591	55	227	2	33	116	97	785	9.7
15-16	CLE	76	48	1326	203	359	.565	1	7	.143	68	95	.716	110	227	337	33	23	1	22	71	57	475	6.3
TOTALS		369	208	6719	1009	1880	.537	7	39	.179	515	706	.729	633	1230	1863	196	618	8	136	302	184	2148	6.9

CAREER POSTSEASON STATISTICS

Year	Team	G	GS	MIN	FG	FGA	PCT	3FG	3FGA	PCT	FT	FTA	PCT	OFF	DEF	TOT	A	PF	DQ	STL	TO	BLK	PTS	AVG
11-12	DEN	7	5	99	12	25	.480	0	0	.000	4	8	.500	10	13	23	3	16	0	2	5	6	28	4.0
14-15	CLE	20	20	529	74	148	.500	0	0	.000	64	81	.790	57	89	146	13	57	1	8	37	36	212	10.6
15-16	CLE	13	0	76	6	15	.400	0	0	.000	3	4	.750	5	16	21	2	16	0	3	8	3	15	1.2
TOTALS		40	25	703	92	188	.489	0	0	.000	71	93	.763	72	118	190	18	89	1	13	50	45	255	6.4

HOW ACQUIRED: Signed by the Los Angeles Lakers as a free agent on July 8, 2016.

2015-16: (Cleveland Cavaliers): Member of the 2016 NBA Champion Cleveland Cavaliers ... Played in 76 games (48 starts) and averaged 6.3 points on a career-best .565 from the field, while grabbing 4.4 rebounds in 17.4 minutes ... Reached double-figures 18 times and grabbed at least seven rebounds in 14 games, reaching the 10-rebound mark three times ... Scored 10+ points and grabbed 5+ rebounds in 13 games ... Scored a season-high 17 points (8-9 FG) in 20 minutes at Orlando on 12/11 ... Blocked a season-high four shots, to go with 11 points in 25 minutes at Chicago on 2/18 ... Tallied two double-doubles ... Played in 13 playoff games, en route to an NBA Championship ... Averaged 4.0 points and 3.3 rebounds in 14.1 minutes during the playoffs ... Missed three games with a right shoulder strain, and one game due to illness on 3/9 ... DNP-CD twice, DND three times and NWT once.

CAREER: Owns career averages of .6.9 points, 5.0 rebounds, and 0.9 blocks in 18.2 minutes ... Appeared in 369 career games (208 starts) for Denver and Cleveland... Ranked fourth in the NBA in 2014-15, shooting .555 from the field ... Played in 40 career NBA Playoff games (25 starts), tallying 6.4 points, 4.8 rebounds, and 1.1 blocks in 17.6 minutes ... Member of the 2016 NBA Champion Cleveland Cavaliers ... Played and started in all 20 playoff games during the 2014-15 season, with averages of 10.6 points, 7.3 rebounds, and 1.8 blocks per game as a member of the Eastern Conference Champion Cleveland Cavaliers ... Undrafted in 2010 and signed as a free agent with the New York Knicks ... Acquired by the Denver Nuggets as part of a three-team trade on February 22, 2011 ... Acquired by the Cleveland Cavaliers on January 7, 2015.





TIMOFEY MOZGOV

2014-15: (Denver Nuggets/Cleveland Cavaliers): Appeared in 81 games (80 starts) for Denver and Cleveland ... Averaged 9.7 points, 7.3 rebounds, and 1.2 blocks in 25.3 minutes ... Shot .555 from the field, ranking fourth in the NBA ... Shot .718 from the free throw line ... Recorded 18 double-doubles and scored in double-figures 45 times ... Grabbed 10+ rebounds on 22 occasions ... Played in 35 games (all starts) with Denver, averaging 8.5 points, 7.8 rebounds, and 1.2 blocks in 25.6 minutes ... Saw action in 46 games (45 starts) for Cleveland, tallying 10.6 points, 6.9 rebounds, and 1.2 blocks in 25.0 minutes ... Had at least one block in 34-of-46 games with Cleveland, including a stretch of 12 games with a block ... Scored a season-high 20 points vs. Miami on 2/11 ... Grabbed a season-high 16 rebounds at Portland on 11/9 ... Recorded five double-doubles in the 2015 NBA Playoffs for Cleveland ... Averaged 10.6 points, 7.3 rebounds, and 1.8 blocks in 26.5 minutes ... In the First Round sweep over Boston, tallied 9.8 points, 8.0 rebounds, and 3.0 blocks ... First player in Cleveland postseason history to tally 16 points, seven rebounds, and five blocks in a single game ... In the 2015 NBA Finals, averaged 14.0 points (.551 FG%), 7.5 rebounds, and 1.5 blocks in 28.3 minutes ... Finished with a career-high 28 points and 10 rebounds in Game 4, becoming the first Cavalier to tally 28 points and 10 rebounds in a postseason contest since Brad Daugherty in 1992.

2013-14: (Denver Nuggets): Played in all 82 games, starting 30 contests ... Tallied 9.4 points, 6.4 rebounds, and 1.2 blocks in 21.6 minutes ... Posted a career-high and NBA season-high 29 rebounds to go with 23 points at Golden State on 4/10 ... The 29 rebounds was a franchise record for the Nuggets ... Scored 22 points on 9-13 shooting vs. Houston on 4/9 ... Tied his season-high with 23 points, along with 10 rebounds vs. Memphis on 3/31 ... Tallied 14 points and grabbed 11 rebounds at San Antonio on 4/9 ... Scored 15 points and grabbed nine rebounds vs. the Clippers on 3/17.

2012-13: (Denver Nuggets): Saw action in 41 games (one start) ... Notched 2.6 points and 2.6 rebounds in 8.9 minutes ... Recorded a double-double with 10 points and 10 rebounds in 20 minutes vs. Phoenix on 4/17 ... Scored 10 points in 25 minutes vs. Indiana on 1/28 ... Blocked a season-high three shots in just eight minutes of action vs. Cleveland on 1/11 ... Grabbed a season-high 13 rebounds in 28 minutes at Atlanta on 12/5 ... Scored eight points and grabbed seven rebounds at the Lakers on 11/30 ... Missed the first five games of the season due to a left knee strain ... Registered 36 DNP-CDs.

2011-12: (Denver Nuggets): Played in 44 games (35 starts), averaging 5.4 points, 4.1 rebounds, and 1.0 blocks in 15.6 minutes ... Notched eight points and four rebounds in 19 minutes vs. Boston on 3/17 ... Scored 14 points to go with nine rebounds on 2/29 vs. Portland ... Registered 16 points, seven rebounds, and three assists in 30 minutes at New York on 1/21 ... Missed 10 games due to a left ankle sprain.

2010-11: (New York Knicks/Denver Nuggets): Appeared in 45 games (14 starts) ... Averaged 3.6 points and 2.7 rebounds in 11.6 minutes during his rookie season ... In 11 games with Denver, averaged 2.5 points and 1.5 rebounds ... Played in 34 games (14 starts) with New York, notching 4.0 points and 3.1 rebounds in 13.5 minutes ... Scored 10+ points twice and grabbed 10+ rebounds twice ... Tallied the first double-double of his career with 23 points and 14 rebounds vs. Detroit on 1/30.

PERSONAL: Born Timofey Pavlovich Mozgov in St. Petersburg, Russia ... Name is pronounced Team-oh-fay MOZ-gov ... Led the Russian National Team to a 4-0 mark in the summer of 2016 to qualify for EuroBasket 2017, averaging 12.3 points, 5.8 rebounds, and 1.5 blocks while shooting 56.3 percent from the field ... Member of the Russian National Team that won the Bronze medal at the 2012 Olympic Games ... Married to Alla Mozgov and has one son, Aleksey (age 4).



TIMOFEY MOZGOV



NBA PLAYOFF DOUBLE-DOUBLES

<u>Game</u>	<u>Date</u>	<u>Rebounds</u>	<u>Points</u>
CLE vs. GSW	6/11/15	10	28
CLE @ GSW	6/7/15	11	17
CLE vs. GSW	6/16/15	12	17
CLE @ BOS	4/26/15	11	12
CLE @ ATL	5/20/15	11	10

CAREER-BEST REBOUNDING PERFORMANCES

<u>Game</u>	<u>Date</u>	<u>ORB</u>	<u>DRB</u>	<u>TRB</u>	<u>PTS</u>
DEN @ GSW	4/10/14	9	20	29	23
DEN @ BKN	12/3/13	6	14	20	17
DEN @ POR	11/9/14	4	12	16	7
CLE vs. CHI	1/19/15	5	10	15	15
DEN @ TOR	12/1/13	7	8	15	16
DEN vs. IND	12/20/14	3	12	15	6
NYK vs. DET	1/30/11	5	9	14	23
DEN vs. CHA	1/29/14	2	12	14	15
DEN vs. MIN	12/26/14	5	9	14	11
DEN @ PHO	11/26/14	9	4	13	18

CAREER 15+POINT, 10+REBOUND OUTINGS

<u>Game</u>	<u>Date</u>	<u>Rebounds</u>	<u>Points</u>
NYK vs. DET	1/30/11	14	23
DEN @ GSW	4/10/14	29	23
DEN vs. MEM	3/31/14	10	23
DEN @ LAC	4/15/14	11	18
DEN @ PHO	11/26/14	13	18
DEN @ BKN	12/3/13	20	17
CLE vs. UTA	1/21/15	11	16
DEN @ TOR	12/1/13	15	16
CLE vs. DET	4/13/15	13	16
CLE vs. CHI	1/19/15	10	15
DEN vs. CHA	1/29/14	14	15
DEN @ TOR	14/8/14	12	15





7 | LARRY NANCE JR.



LARRY NANCE JR.

#7 . FORWARD . 6-9 . 230 . 1 YEAR PRO

BORN	HIGH SCHOOL	COLLEGE	RESIDENCE
January 1, 1993 (Akron, OH)	Revere High School (Richfield, OH)	Wyoming	Redondo Beach

CAREER / PLAYOFF HIGHS

	CAREER			PLAYOFFS
PTS	17	@	Memphis	12/27/15
MIN	37	vs.	Utah	1/10/16
FG	8	@	Memphis	12/27/15
FGA	12	@	Memphis	12/27/15
3FG	1	@	Orlando	11/11/15
3FGA	1	@	Houston (10 times)	4/10/16
FT	3	@	Sacramento	1/7/16
FTA	4	@	Brooklyn	11/6/15
OFF. REB	6	vs.	Philadelphia	1/1/16
DEF. REB	10	vs.	Phoenix	1/3/16
REB	14	vs.	Phoenix (twice)	1/3/16
AST	3	@	Houston	4/10/16
STL	6	@	Golden State	1/14/16
BLK	3	vs.	Phoenix (twice)	3/18/16

CAREER REGULAR SEASON STATISTICS

Year	Team	G	GS	MIN	FG	FGA	PCT	3FG	3FGA	PCT	FT	FTA	PCT	OFF	DEF	TOT	A	PF	DQ	STL	TO	BLK	PTS	AVG
15-16	LAL	63	22	1266	158	300	.527	1	10	.100	32	47	.681	101	211	312	44	124	0	54	41	23	349	5.5
TOTAL		63	22	1266	158	300	.527	1	10	.100	32	47	.681	101	211	312	44	124	0	54	41	23	349	5.5

HOW ACQUIRED: Selected by the Lakers in the first round (27th overall) of the 2015 NBA Draft.

2015-16: Played in 63 games (22 starts) and averaged 5.5 points, 5.0 rebounds, 0.7 assists, 0.86 steals and 0.37 blocks in 20.1 minutes ... Reached double-figures in scoring nine times ... Had five games of 10+ rebounds ... Talled three double-doubles ... Finished 3rd among rookies in FG% (.527) and 10th in rebounds per game (5.0) ... Recorded a career-high six steals 1/14 at GSW, becoming the first Lakers rookie since Eddie Jones (11/8/1994 at NYK) to have at least six takeaways in a game ... Grabbed six offensive rebounds 1/1 vs. PHI, and followed up the next game with 10 defensive caroms 1/3 vs. PHX, marking career-bests ... Had 15 points and 14 rebounds on 7-10 shooting 1/3 vs. PHX ... Notched third career double-double with 10 points and 11 rebounds 1/10 vs. UTA ... Tied a career-high with three blocks 3/18 vs. PHX ... Scored six points with five rebounds in his NBA debut 11/6 at BKN ... Went a perfect 6-6 from the field for 13 points with three rebounds 11/11 at ORL ... Made first career start 12/7 at TOR, totaling six points, six rebounds and three blocks ... Had a career-high 17 points (8-12 FG) with 11 rebounds and two steals 12/27 at MEM ... Missed 14 total games: One with tendonitis in the right knee (10/28), and 13 as result of a sore right knee (1/17-1/23, 1/31-2/10, 3/2, 3/22, 4/5) ... DNP-CD three times ... Inactive twice.

COLLEGE: Finished 5th in Wyoming history in steals (141) and blocks (135), 8th in games played (123), 9th in rebounds (807) and blocks per game (1.1), 13th in games started (90), and 16th in points (1,386) ... Became the 33rd Cowboy to reach 1,000 career points ... Posted 63 double-figure point games, including 17 games with more than 20 points, and 18 double-doubles for his career ... Senior (2014-15): Led Wyoming to a Mountain West tournament title and its first NCAA tournament since 2001-02 ... Named to the All-Mountain West First Team, All-Defensive Team and was Mountain West co-Defensive Player of the Year ... Selected to the Mountain West All-Tournament team ... In 31 games, averaged 16.1 points, 7.2 rebounds, 2.5 assists, 1.2 blocks, and 1.2 steals in 34.9 minutes ... Notched seven double-doubles during the season, including 25 games in double-figure points and seven games with double-figure rebounds ... Had 10 games with 20 or more points, including a season-high 31 points 12/23 at Montana State ... Junior (2013-14): Started 26 games for Wyoming before suffering a season-ending torn ACL in his right knee against Fresno State on 2/18 ... Despite the shortened season, named to the All-MW First Team, Wyoming's first since 2008-09, and to the MW All-Defensive Team ... Notched nine games with double-figure rebounds and eight double-doubles ... Top season performance was a career-high 38 points, 12 rebounds, and two steals in 40 minutes at Denver 12/15 ... Sophomore (2012-13): Started 33 games for Wyoming in 2012-13, missing just one contest with a wrist injury ... Averaged 10.7 points, 6.9 rebounds, 1.3 steals, 1.2 assists, and 0.7 blocks per game, while shooting a team-high 53% from the field ... Ranked in the top 10 of six Mountain West statistical categories, including sixth in defensive rebounds at 5.0 per game ... Freshman (2011-12): Played in all 33 games and averaged 4.1 points, 4.0 rebounds and 0.6 blocks in 18 minutes of action per game ... Led the Cowboys in free throw percentage at .814, ranked second in rebounds, and third in field goal percentage at .462.

PERSONAL: Parents are Larry Sr. and Jaynee Nance ... Has an older sister, Casey (26), who played basketball at the University of Dayton and a younger brother, Pete (16) ... Larry Sr., a three-time NBA All-Star, NBA All-Defensive First Team member and winner of the inaugural NBA Slam Dunk Contest in 1984, played 13 seasons in the NBA ... Graduated with a degree from Wyoming in criminal justice ... Considers his greatest personal achievements to date as graduating college and getting drafted by the Lakers ... Prized possession is his Mountain West Championship ring ... Played for the Revere High School Minutemen prior to Wyoming, leading his team to consecutive Suburban League Championship games his final two seasons, while being named Second Team All-Ohio, First Team All-Suburban League and First Team All-District following senior season ... The two league championships were the first for Revere High School since 1976 ... Was Revere's team MVP and left as the all-time leader in blocked shots for a career, season and game ... Didn't play organized basketball until he was 13 ... Stood 5'11" and played guard as a high school freshman ... Diagnosed with Crohn's Disease as a sophomore in high school but has excelled despite it ... Looks up to former NFL quarterback David Garrard, who was diagnosed with Crohn's in 2004 while playing for the Jacksonville Jaguars ... Is an avid video gamer ... Spends the offseason going to the beach ... Volunteers at local youth hospitals, sharing his story on his fight with Crohn's Disease ... Actively involved in Lakers Community appearances, such as the Holiday Party For Kids, Fit For Life Health Fair, and Camp Lakers.





30 | JULIUS RANDLE



JULIUS RANDLE

#30 . FORWARD . 6-9 . 250 . 2 YEARS PRO

<u>BORN</u>	<u>HIGH SCHOOL</u>	<u>COLLEGE</u>	<u>RESIDENCE</u>
November 29, 1994 (Dallas, TX)	Prestonwood Christian (Plano, TX)	Kentucky	Playa Vista

CAREER / PLAYOFF HIGHS

	CAREER	PLAYOFFS
PTS	23 vs. Orlando (twice) 3/8/16	- - - -
MIN	39 vs. Miami 3/30/16	- - - -
FG	10 @ Chicago 2/21/16	- - - -
FGA	19 @ Chicago 2/21/16	- - - -
3FG	1 @ Oklahoma City (10 times) 4/11/16	- - - -
3FGA	3 vs. LA Clippers 12/25/15	- - - -
FT	7 @ Denver 3/2/16	- - - -
FTA	11 @ Minnesota 12/9/15	- - - -
OFF. REB	7 @ Toronto (3 times) 12/7/15	- - - -
DEF. REB	18 vs. Denver 3/25/16	- - - -
REB	20 vs. LA Clippers 4/6/16	- - - -
AST	10 vs. Denver 3/25/16	- - - -
STL	4 vs. Dallas 11/1/15	- - - -
BLK	3 vs. Memphis 3/22/16	- - - -

CAREER REGULAR SEASON STATISTICS

Year	Team	G	GS	MIN	FG	FGA	PCT	3FG	3FGA	PCT	FT	FTA	PCT	OFF	DEF	TOT	A	PF	DQ	STL	TO	BLK	PTS	AVG
14-15	LAL	1	0	14	1	3	.333	0	0	---	0	2	.000	0	0	0	0	1	0	0	1	0	2	2.0
15-16	LAL	81	60	2286	358	835	.429	10	36	.278	193	270	.715	172	657	829	144	242	2	53	149	29	919	11.3
TOTALS		82	60	2300	359	838	.428	10	36	.278	193	272	.710	172	657	829	144	243	2	53	150	29	921	11.2

HOW ACQUIRED: Selected by the Lakers with the seventh overall pick of the 2014 NBA Draft.

2015-16: Suited up in 81 games (60 starts), posting averages of 11.3 points, 10.2 rebounds, 1.8 assists, 0.65 steals and 0.36 blocks in 28.2 minutes ... Registered a team-best 34 double-doubles, including one triple-double ... Scored 10+ points 52 times, including 20+ points six times ... Had 46 10+ rebound games this year, including eight with 15+ boards ... One of only nine players in the NBA to average a double-double for the season, and did so in the fewest minutes played per game (28.2) of anyone in the group ... Ended the year 6th in the NBA in total rebounds ... One of 11 players in the NBA with 34+ point/rebound double-doubles ... Finished 4th in the NBA in defensive rebounding percentage (32.0%) and 10th in total rebounding percentage (19.5%) ... Had the most double-doubles among second-year players ... Had six 20point/10rebounds games ... Corralled a career-high 20 rebounds 4/6 vs. LAC ... At 21 years and 129 days, Randle became the youngest Laker to ever grab 20+ rebounds in a game ... Recorded first career triple-double with a career-high 10 assists, 18 rebounds (career-high 18 defensive boards) and 13 points 3/25 vs. DEN ... Became the second-youngest player in Lakers history to record a triple-double (Magic Johnson) ... The triple-double came in career-game No. 72, joining [listed reverse-chronologically] Elfrid Payton, Hassan Whiteside, Victor Oladipo, Michael Carter-Williams, and Tony Wroten as the only players in the last three seasons to record a triple-double within their first 75 career games ... Set the 2015-16 Lakers individual bench-high in rebounding with 14 12/15 vs. MIL ... Led the team in rebounding 68 times ... Hit a game-winning 8' jumper with :01.9 seconds remaining 3/30 vs. MIA to give Los Angeles its first overtime win of the year ... 11/1 vs. DAL, scored 22 points with 15 rebounds, four assists, and a career-high four steals, all of which were team-highs ... After reaching the 20-point/15-rebound performance plateaus in the same game, became just the fifth player in the last 20+ years to achieve the feat ... Was the youngest player in the NBA to achieve those statistical plateaus since Anthony Randolph on 4/13/09, who is the only player younger to do so since at least the 1985-86 season ... The only Lakers to achieve such plateaus since 1985-86 are Lamar Odom and Vlade Divac ... Logged first career double-double in second NBA game, tallying 15 points and 11 rebounds in 30 minutes 10/28 vs. MIN ... Posted a career-high 23 points with 14 rebounds 1/29 at LAC ... Sat out one game due to a sprained left ankle (12/23).

CAREER: 2016 USA Men's Select Team member ... Finished the 2015-16 season ranking 6th in the NBA in total rebounds, fourth in defensive rebounding percentage (32.0%), and 10th in total rebounding percentage (19.5%) ... Tallied the most double-doubles (34) among second-year players ... Notched six 20point/10rebounds games ... Recorded first career triple-double with a career-high 10 assists, 18 rebounds (career-high 18 defensive boards) and 13 points 3/25 vs. DEN ... Became the second-youngest player in Lakers history to record a triple-double (Magic Johnson) ... Played in 82 career games (60 starts) with averages of 11.2 points, 10.1 rebounds, and 1.8 assists in 28.0 minutes.

2014-15: Recorded first NBA points (two) in 14 minutes played 10/28 vs. Houston in professional debut before suffering a leg injury (tibia fracture, right leg) ... Missed the remaining 81 games due to a tibia fracture, right leg (10/29-11/14, 11/16-4/15).





JULIUS RANDLE

COLLEGE: Appeared in 40 games in lone collegiate season for the University of Kentucky, averaging 15.0 points, 10.4 rebounds, 1.4 assists and 0.8 blocks in 30.8 minutes ... Named SEC Freshman of the Year ... Selected as First Team All-SEC and as SEC All-Freshman ... Received SEC All-Tournament Team honors ... Had seven games with 20+ points ... Totaled 24 double-doubles ... Grabbed double-figure rebounds 27 times ... Led Kentucky in scoring 13 times, rebounding 30 times, assists seven times and blocks four times ... Helped lead Kentucky to the 2014 NCAA National Championship game ... Posted 23 points (11 FT) and 16 rebounds in season-opener 11/8 vs. UNC Asheville ... Recorded 22 points and 14 rebounds 11/10 vs. Northern Kentucky ... Went for 27 points (23 in the 2nd half) and 13 rebounds 11/12 against Michigan State ... Tallied 22 points, 10 rebounds, four assists and two blocks in a victory 11/19 vs. Texas-Arlington ... Recorded a double-double with 15 points and 15 boards 11/25 vs. Cleveland State ... Had seventh consecutive double-double to start the season with 14 points and 10 rebounds 11/27 vs. Eastern Michigan ... Notched eighth double-double of the season with 17 points and 11 boards 12/10 vs. Boise State ... Scored 29 points, with 13 free throws, and grabbed 10 boards 12/21 vs. Belmont ... Totaled 17 points, shooting 7-of-8 from the floor in the first half in a win 12/28 vs. Louisville ... Contributed 20 points and 14 rebounds 1/14 at Arkansas ... Registered 13 points and 13 rebounds 2/15 vs. Florida for 13th career double-double ... Had a team-high 25 points and 13 rebounds 2/18 at Ole Miss ... Scored with 3.9 seconds left in overtime to propel Kentucky to a 77-76 win over LSU on 2/22 ... Posted a double-double with 16 points and 10 rebounds 3/8 at Florida ... Recorded a double-double with 17 points and 16 boards against LSU in the SEC Tournament ... Posted sixth consecutive double-double with 12 points and 11 rebounds vs. Georgia in the SEC Tournament ... Totaled 19 points and 15 rebounds against Kansas State on 3/21 ... Recorded 13 points, 10 rebounds and a career-best six assists in a win over Wichita State on 3/23 ... Tallied 15 points and 12 rebounds for UK in a Sweet 16 victory over Louisville on 3/28 ... Recorded his nation-leading 24th double-double with 16 points and 11 rebounds in the Elite Eight vs. Michigan on 3/30 ... Notched 16 points and five rebounds for the Wildcats in a victory over Wisconsin on 4/5 in the Final Four ... Recorded 10 points, six rebounds and four assists 4/7 vs. Connecticut in the National Championship game ... Among watch list candidates for the Oscar Robertson Trophy and the Wayman Tisdale Award ... Media preseason selection for SEC Player of the Year ... A preseason All-America candidate for NBC and CBS ... Earned preseason All-SEC honors by the media.

PERSONAL: Son of Carolyn Kyles ... Has one sister, Nastassia ... Born Nov. 29, 1994 in Dallas, Texas ... Mother played basketball at Texas ... Chose Kentucky over Kansas, Texas and Florida ... In high school at Prestonwood Christian Academy, averaged 32.5 points and 22.5 rebounds per game as a senior en route to claiming the state title ... Won state titles during his freshman, junior, and senior seasons ... Ranked the nation's consensus top power forward out of high school and was ranked the No. 2 overall player by Rivals, the No. 3 overall player by ESPN, and the No. 5 overall player by Scout ... McDonald's All-America selection ... Earned co-MVP honors of the Jordan Brand Classic game with 19 points and seven rebounds ... Played in the FIBA tournament with Team USA's U18 squad where he averaged 14.2 points and 6.6 rebounds per game ... Majoring in business ... Lists football as a non-sports related talent ... Favorite non-NBA sports team is the Dallas Cowboys ... Addressed the Staples Center crowd on MLK Day in 2016 ... Away from the court, Julius made it a point to give back to the community during his rookie season at events such as the Lakers Youth Foundation Casino Night, Lakers Youth Foundation Court Dedication at the Los Angeles Harbor Boys & Girls Club, Toys for Tots Collection, Season of Giving Holiday Party for Kids, USO Visit with Delta, Trees for Threes Tree Planting, Lakers Youth Foundation Golf Tournament, Camp Lakers and a visit with children at the Inglewood Salvation Army.



JULIUS RANDLE



2015-16 NBA LEADERS (TOTAL REBOUNDS)

Rank	Player	Team	ORB	DRB	TRB
1	Andre Drummond	DET	395	803	1198
2	DeAndre Jordan	LAC	297	792	1059
3	Hassan Whiteside	MIA	238	627	865
4	Karl-Anthony Towns	MIN	228	629	857
5	Dwight Howard	HOU	238	597	835
6	Julius Randle	LAL	172	657	829
7	Pau Gasol	CHI	155	638	793
8	Draymond Green	GSW	134	635	769
9	Kevin Love	CLE	149	613	762
10	DeMarcus Cousins	SAC	158	589	747

2015-16 2ND YEAR LEADERS (REBOUNDS)

Rank	Player	Team	GP	TRB	RPG
1	Julius Randle	LAL	81	829	10.2
2	Nerlens Noel	PHI	62	542	8.1
3	Aaron Gordon	ORL	78	507	6.5
4	Clint Capela	HOU	77	494	6.4
5	Nikola Mirotic	CHI	66	362	5.5
6	Jusuf Nurkic	DEN	32	175	5.5
7	Jabari Parker	MIL	76	395	5.2
8	Joffrey Lauvergne	DEN	59	290	4.9
9	JaMychal Green	MEM	78	373	4.8
10	Jerami Grant	PHI	77	361	4.7

2015-16 PLAYERS AVERAGING A DOUBLE-DOUBLE

Rank	Player	Team	GP	RPG	PPG
1	DeMarcus Cousins	SAC	65	11.5	26.9
2	Anthony Davis	NOP	61	10.3	24.3
3	Karl-Anthony Towns	MIN	82	10.5	18.3
4	Pau Gasol	CHI	72	11.0	16.5
5	Andre Drummond	DET	81	14.8	16.2
6	Hassan Whiteside	MIA	73	11.8	14.2
7	Dwight Howard	HOU	71	11.8	13.7
8	DeAndre Jordan	LAC	77	13.8	12.7
9	Julius Randle	LAL	81	10.2	11.3





1 | D'ANGELO RUSSELL



D'ANGELO RUSSELL

#1 . GUARD . 6-5 . 195 . 1 YEAR PRO

<u>BORN</u>	<u>HIGH SCHOOL</u>	<u>COLLEGE</u>	<u>RESIDENCE</u>
February 23, 1996 (Louisville, KY)	Montverde Academy (Montverde, FL)	Ohio State	Playa Vista

CAREER / PLAYOFF HIGHS

	CAREER	PLAYOFFS
PTS	39 vs. Brooklyn 3/1/16	- - -
MIN	38 @ Portland 11/28/15	- - -
FG	14 vs. Brooklyn 3/1/16	- - -
FGA	23 @ San Antonio 12/11/15	- - -
3FG	8 vs. Brooklyn 3/1/16	- - -
3FGA	12 vs. Brooklyn 3/1/16	- - -
FT	11 @ New Orleans 4/8/16	- - -
FTA	13 @ New Orleans 4/8/16	- - -
OFF. REB	5 @ Atlanta 12/4/15	- - -
DEF. REB	9 vs. Portland 11/22/16	- - -
REB	10 @ Atlanta 12/4/15	- - -
AST	8 @ Memphis 2/24/16	- - -
STL	4 vs. Sacramento (4 times) 3/15/16	- - -
BLK	2 @ Phoenix 3/23/16	- - -

CAREER REGULAR SEASON STATISTICS

Year	Team	G	GS	MIN	FG	FGA	PCT	3FG	3FGA	PCT	FT	FTA	PCT	OFF	DEF	TOT	A	PF	DQ	STL	TO	BLK	PTS	AVG
15-16	LAL	80	48	2259	392	956	.410	130	370	.351	140	190	.737	47	227	274	266	142	0	93	196	13	1054	13.2
TOTALS		80	48	2259	392	956	.410	130	370	.351	140	190	.737	47	227	274	266	142	0	93	196	13	1054	13.2

HOW ACQUIRED: Selected by the Lakers with the second overall pick of the 2015 NBA Draft.

2015-16: Played in 80 games (48 starts), averaging 13.2 points, 3.4 rebounds, 3.3 assists, 1.16 steals and 0.16 blocks in 28.2 minutes ... Finished with 10+ points in 53 games, 20+ points in 13 games and 30+ points in two games ... Had one double-double ... Finished the year ranked 4th among rookies in assists and steals, and 5th in points and three-point field goal percentage ... One of 10 American rookie and sophomore players selected by the league's assistant coaches to participate in the Rising Stars Challenge at NBA All-Star 2016, tallying 22 points, a USA team-high seven assists and two steals in 16:20 off the bench ... Youngest player in NBA history to make 120+ three-pointers in a single season ... One of only 20 NBA rookies in NBA history to make 120 triples in a season ... Finished tied for 15th among rookies in most three-pointers made in a season (130) ... Became the youngest player in NBA history to make eight three-pointers in a game 3/1 vs. BKN at 20 years and seven days ... The eight triples in a game are the most by a rookie in Lakers history (previously Nick Van Exel with six (twice) ... Had a historic rookie performance 3/1 vs. BKN with career-highs of 39 points, eight three-pointers made, and 14 made field goals ... The 39 points was the most by a Lakers rookie since Elgin Baylor scored 39 on 3/11/59 ... Became just the third rookie in Laker history to score at least 39 points in a game, joining Baylor (three times) and Vern Mikkelsen ... Marked the first 39+ point performance by a rookie in the NBA since Jordan Crawford did so 3/30/11 ... Became just the second rookie in NBA history to score at least 39 points while making eight three-pointers, joining Rodrigue Beaubois (40 points and nine triples 3/27/10) ... Set career-highs with 11 free throws made and 13 free throws attempted 4/8 at NOP ... Scored 20+ points in a season-long four straight games from 2/24-3/2 ... Posted a career-high eight assists 2/24 at MEM ... Had four steals four times ... Recorded first career double-double 12/4 at ATL with a career-high 10 rebounds (career-high five offensive rebounds) and 16 points ... Scored 23 points, including 13 in the 4th quarter and the game-tying basket to send it to overtime, with three assists 12/9 at MIN ... Scored 22 points and dished a career-high eight assists 2/24 at MEM ... Had 21 points with five assists and a career-high tying four steals 3/6 vs. GSW ... Tied a career-high with four steals to go with 14 points 3/15 vs. SAC ... Totaled 32 points (11-13 FT) 4/8 at NOP ... Missed one game due to a sore throat (1/5) and another game due to a sprained right ankle (1/10).

COLLEGE: Appeared and started in all 35 games in lone collegiate season at Ohio State, averaging 19.3 points per game, 5.7 rebounds, 5.0 assists and 1.57 steals in 33.9 minutes ... Won the Jerry West Award, honoring the nation's best shooting guard ... Consensus First-Team All-American ... Selected First-Team All-Big 10 and Big 10 Freshman of the Year by both coaches and media ... Finished 5th in the John R. Wooden Award voting following the 2014-15 season ... Won the USBWA Wayman Tisdale Freshman of the Week award 1/26 and 2/10 ... National Player of the Week selection by NCAA.com, Naismith, USBWA, and CBSSports.com for the week of 1/26 ... USBWA All-District V ... Was the Big 10 Player of the Week twice (1/26 and 2/9) and the Big Ten Freshman of the Week seven times (12/8, 12/29, 1/19, 1/26, 2/2, 2/9, 3/2) ... Scored a career-high 33 points 1/22 at Northwestern ... Was the leading freshman scorer in the country ... Recorded a triple-double of 23 points, 11 rebounds, and 11 assists 2/8 at Rutgers, the first triple-double by an Ohio State freshman ... Had three additional double-doubles, twice with points/rebounds and once with points/assists ... Scored in double-figures 32 consecutive times ... Had the fourth-highest PAR (points+assists+rebounds) of any player in the Big 10 in the last 10 years (30.0) ... Notched a career-high 14 rebounds on two occasions (1/17 at Iowa and 1/29 vs. Maryland) ... Had a season-best six offensive rebounds 1/17 at Iowa ... Knocked down 4+ three-pointers on 10 occasions ... Collected a season-high four steals 1/13 vs. Michigan.





D'ANGELO RUSSELL

PERSONAL: Son of Antonio Russell and Keisha Rowe ... Has four siblings: Antonio Russell, Lashaun Gilliam, Tayshaun Brown, and Cloee Russell ... From Louisville ... 2016 USA Basketball Men's Select Team member ... Had a solo draft workout with the Lakers on June 8th, 2015 and a second group workout on June 20th before being selected by the team ... McDonald's All-American selection in 2014 at the conclusion of his prep career ... Participated in the 2014 Jordan Brand Classic ... Attended Montverde Academy (Monteverde, FL) in high school, helping the team to a 27-2 records as a junior before going 28-0 as a senior while winning the National High School Invitational championship both years ... Played alongside current NBA pros Joel Embiid, Dakari Johnson and Michael Frazier II at Montverde ... Transferred to Montverde from Central High School in Louisville, KY after his freshman season ... Seeks to join Rajon Rondo, Darrell Griffith, and Muhammad Ali as sports "icons" from Louisville ... The athlete he most admires outside of the NBA is Muhammad Ali ... Began playing organized basketball at the age of nine ... Lists greatest personal achievement as making it to the NBA ... Person most admired is his father ... In his free time, enjoys watching movies, with his favorite actor being Will Smith ... Hip-hop artist J Cole is his favorite musician ... During the offseason enjoys paintballing ... After retiring from the NBA, wants to become a broadcaster ... Favorite non-NBA sports team is Ohio State football ... Named after R&B singer-songwriter D'Angelo ... Hit the ground running in the Lakers community ... Participated in the Kaiser Permanente Fit For Life Health Clinic, the Salvation Army Turkey Giveaway, the Challengers Boys & Girls Club court renovation, various Meet & Greets, and has helped the Lakers Youth Foundation put on Camp Lakers each of the last two offseasons.



D'ANGELO RUSSELL



2015-16 ROOKIE LEADERS (SCORING)

Rank	Player	Team	GP	PTS	PPG
1	Karl-Anthony Towns	MIN	82	1503	18.3
2	Jahlil Okafor	PHI	53	928	17.5
3	Kristaps Porzingis	NYK	72	1028	14.3
4	Devin Booker	PHO	76	1048	13.8
5	D'Angelo Russell	LAL	80	1054	13.2
6	Emmanuel Mudiay	DEN	68	872	12.8
7	Myles Turner	IND	60	619	10.3
8	Nikola Jokic	DEN	80	796	10.0
9	Stanley Johnson	DET	73	593	8.1
10	Frank Kaminsky	CHA	81	606	7.5

2015-16 ROOKIE LEADERS (ASSISTS)

Rank	Player	Team	GP	AST	APG
1	Emmanuel Mudiay	DEN	68	372	5.5
2	T.J. McConnell	PHI	81	367	4.5
3	Marcelo Huertas	LAL	53	182	3.4
4	D'Angelo Russell	LAL	80	266	3.3
5	Tyus Jones	MIN	37	108	2.9
6	Devin Booker	PHO	76	200	2.6
7	Nikola Jokic	DEN	80	189	2.4
8	Jerian Grant	NYK	76	177	2.3
9	Raul Neto	UTA	81	174	2.1
10	Karl-Anthony Towns	MIN	82	161	2.0

2015-16 ROOKIE LEADERS (3-PT FG PERCENTAGE)

Rank	Player	Team	3FG	3GA	PCI
1	Josh Richardson	MIA	53	115	.461
2	Raul Neto	UTA	64	162	.395
3	Nemanja Bjelica	MIN	48	125	.384
4	Trey Lyles	UTA	49	128	.383
5	D'Angelo Russell	LAL	130	370	.351
6	Mario Hezonja	ORL	67	192	.349
7	Devin Booker	PHO	99	289	.343
8	Frank Kaminsky	CHA	68	202	.337
9	Kristaps Porzingis	NYK	81	243	.333
10	Emmanuel Mudiay	DEN	74	232	.319

2015-16 ROOKIE LEADERS (STEALS)


Rank	Player	Team	GP	STL	SPG
1	Rondae Hollis-Jefferson	BKN	29	39	1.34
2	T.J. McConnell	PHI	81	95	1.17
3	D'Angelo Russell	LAL	80	93	1.16
4	Nikola Jokic	DEN	90	79	0.99
5	Emmanuel Mudiay	DEN	68	65	0.96
6	Justice Winslow	MIA	78	68	0.87
7	Larry Nance Jr.	LAL	63	54	0.86
8	Tyus Jones	MIN	37	31	0.84
9	Raul Neto	UTA	81	62	0.77
10	Stanley Johnson	DET	73	55	0.75

LAKERS SINGLE GAME 3-PT FIELD GOALS MADE

Rank	Player	Opponent	Date	3PM
1	Kobe Bryant	vs. Seattle	1/7/03	12*
2	Kobe Bryant	vs. Memphis	3/28/08	9
3	Kobe Bryant	@ Utah	3/22/05	9
4	Kobe Bryant	vs. Washington	3/28/03	9
5	D'Angelo Russell	vs. Brooklyn	3/1/16	8
6	Jordan Farmar	vs. Sacramento	2/28/14	8
7	Kobe Bryant	@ Utah	3/16/07	8
8	Glen Rice	vs. Portland	5/5/99	8
9	Nick Van Exel	@ Dallas	3/4/97	8
10	Nick Van Exel	@ Denver	2/13/97	8
11	Nick Van Exel	@ Dallas	12/13/94	8

**tied for most in NBA history*





23 | LOU WILLIAMS



LOU WILLIAMS

#23 . GUARD 6-1 . 175 . 11 YEARS PRO

<u>BORN</u>	<u>HIGH SCHOOL</u>	<u>COLLEGE</u>	<u>RESIDENCE</u>
October 27, 1986 (Memphis, TN)	South Gwinnett (Snellville, GA)	None	Marina Del Rey

CAREER / PLAYOFF HIGHS

	CAREER	PLAYOFFS
PTS	44 vs. Oklahoma City 1/8/16	20 vs. Washington (twice) 4/21/15
MIN	48 vs. Detroit 12/26/12	39 @ Boston 5/14/12
FG	12 vs. Oklahoma City (twice) 1/8/16	8 @ Chicago 5/1/12
FGA	25 vs. Oklahoma City 1/8/16	16 vs. Washington 4/18/15
3FG	7 @ Atlanta 2/20/15	3 @ Orlando 4/19/09
3FGA	14 vs. Oklahoma City 1/8/16	8 vs. Washington 4/18/15
FT	16 vs. Denver 11/3/15	10 vs. Washington 4/21/15
FTA	19 vs. Denver 11/3/15	10 vs. Washington (twice) 4/21/15
OFF. REB	3 vs. Utah (11 times) 1/10/16	2 @ Boston 5/14/12
DEF. REB	10 @ Golden State (twice) 2/23/10	5 @ Boston 5/14/12
REB	10 @ Golden State (twice) 2/23/10	7 @ Boston 5/14/12
AST	12 vs. Indiana 12/29/12	8 vs. Boston 5/18/12
STL	7 @ Washington 12/2/15	4 vs. Indiana 4/26/14
BLK	3 vs. Dallas (4 times) 1/26/16	1 vs. Indiana (twice) 4/24/14

CAREER REGULAR SEASON STATISTICS

Year	Team	G	GS	MIN	FG	FGA	PCT	3FG	3FGA	PCT	FT	FTA	PCT	OFF	DEF	TOT	A	PF	DQ	STL	TO	BLK	PTS	AVG
05-06	PHI	30	0	145	23	52	.442	2	9	.222	8	13	.615	3	16	19	10	13	0	5	13	0	56	1.9
06-07	PHI	61	0	688	93	211	.441	12	37	.324	64	92	.696	17	53	70	110	42	0	22	46	1	262	4.3
07-08	PHI	80	0	1862	319	752	.424	55	153	.359	227	290	.783	41	126	167	253	130	0	81	125	13	920	11.5
08-09	PHI	81	0	1919	336	844	.398	63	220	.286	304	385	.790	36	129	165	242	128	0	85	151	14	1039	12.8
09-10	PHI	64	38	1912	318	677	.470	70	206	.340	192	233	.824	25	162	187	268	110	1	80	106	15	898	14.0
10-11	PHI	75	0	1747	323	795	.406	88	253	.348	293	356	.823	32	117	149	252	128	1	47	102	17	1027	13.7
11-12	PHI	64	0	1682	318	782	.407	83	229	.362	237	292	.812	30	125	155	221	90	0	53	71	18	956	14.9
12-13	ATL	39	9	1119	187	443	.422	72	196	.367	105	121	.868	8	72	80	139	55	0	44	74	10	551	14.1
13-14	ATL	60	7	1445	197	493	.400	79	231	.342	152	179	.849	10	114	124	210	65	0	45	92	4	625	10.4
14-15	TOR	80	0	2016	375	928	.404	152	447	.340	340	395	.861	24	127	151	164	103	0	88	101	10	1242	15.5
14-15	LAL	67	35	1907	283	693	.408	110	320	.344	352	424	.830	31	138	169	167	107	1	62	107	19	1028	15.3
TOTALS		701	89	16442	2772	6670	.416	786	2301	.342	2274	2780	.818	257	1179	1436	2036	971	3	612	988	121	8604	12.3

CAREER POSTSEASON STATISTICS

Year	Team	G	GS	MIN	FG	FGA	PCT	3FG	3FGA	PCT	FT	FTA	PCT	OFF	DEF	TOT	A	PF	DQ	STL	TO	BLK	PTS	AVG
07-08	PHI	6	0	135	24	60	.400	2	9	.222	22	30	.733	3	9	12	12	11	0	6	7	0	72	12.0
08-09	PHI	6	0	149	21	51	.412	6	16	.375	10	15	.667	2	13	15	17	10	0	3	12	1	58	9.7
10-11	PHI	5	0	130	17	52	.327	6	20	.300	14	19	.737	0	8	8	15	6	0	5	4	0	54	10.8
11-12	PHI	13	0	358	50	142	.352	8	48	.167	41	52	.788	3	24	27	39	17	0	13	16	0	149	11.5
13-14	ATL	7	0	133	19	50	.380	5	16	.313	15	16	.938	0	16	16	8	10	0	7	13	1	58	8.3
14-15	TOR	4	0	102	16	51	.314	4	21	.190	15	18	.833	2	5	7	5	9	0	6	3	0	51	12.8
TOTALS		41	0	1007	147	406	.362	31	130	.238	117	150	.780	10	75	85	96	63	0	40	55	2	442	10.8

HOW ACQUIRED: Signed by the Lakers as a free agent on July 9, 2015.

2015-16: Appeared in 67 games (35 starts) and averaged 15.3 points, 2.5 rebounds, 2.5 assists, 0.93 steals and 0.28 blocks in 28.5 minutes ... Notched 57 games of 10+ points, including 16 games of 20+ points (two 30+ point games and one 40+) ... Erupted for a career-high 44 points (12-25 FG, 15-15 FT), including 23 fourth quarter points, 1/8 vs. OKC ... After going 15-15 from the free throw line, joined a short list of just six Lakers players who have gone perfect from the charity stripe while attempting 15+ free throws in a game (since 1963-64) ... The 12 field goals made matched a career-high (also done 11/20/09 vs. MEM) ... Became the first Laker to score 40+ points in a game since Kobe Bryant scored 44 points 11/16/14 at GSW ... On 3/18 vs. PHX, scored 30 points off the bench, the most points scored by a Laker reserve this season ... Set a career-high with seven steals 12/2 at WAS, becoming the first Laker since Metta World Peace 1/9/13 at SAS to have at least seven steals in a game ... Since at least 1985-86, just nine Lakers have achieved the feat of 7+ steals ... In nine games following a return from a hamstring injury, led the team in scoring five times (all from the bench) ... Set a career-high with 16 free throws made 11/3 vs. DEN on 19 attempts ... Scored 15 or more points in 10 straight games from 1/7-1/23, marking longest streak of career with 15+ in consecutive games ... Finished with three blocks 1/26 vs. DAL tying a career-high (done for the fourth time in career) ... Scored 10 points without making a field goal (10-10 FT) 1/5 vs. GSW, becoming just the 23rd player in NBA history since the 1962-63 season to score at least 10 points without making a shot from the field and joining Magic Johnson (0-4 FG, 10-11 FT 4/2/96 at CHA) as the only Lakers players to do so ... Scored in double-figures in a career-best 19 consecutive games from 12/28-2/2 ... Scored 30 points on 11-17 shooting (6-7 3FGM) 1/3 vs. PHX ... Posted third straight game with 20 points 1/17 vs. HOU ... Notched 28 points (9-15 FG) with four rebounds 2/10 at CLE ... Sat out six games due to injury: One game with an upper respiratory infection (1/28) and five with a mild left hamstring strain (3/2-3/10) ... Missed two games due to personal reasons (11/28-11/29) ... DNP-CD seven times.





LOU WILLIAMS

CAREER: Selected in the second round (45th overall) by Philadelphia in the 2005 NBA Draft ... Re-signed as a restricted free agent with Philadelphia on August 4, 2008 ... Signed as a free agent by Atlanta on July 12, 2012 ... Traded by Atlanta with Lucas Nogueira to Toronto for John Salmons and a 2015 second-round pick on June 30, 2014 ... 2014-15 NBA Sixth Man of the Year ... Has played in 701 career regular season games (89 starts) with Philadelphia, Atlanta, Toronto, and the Lakers averaging 12.3 points, 2.9 assists and 2.0 rebounds in 23.5 minutes (34.2 3FG%, 81.8 FT%) ... Has appeared in 41 playoff games (all as a reserve), averaging 10.8 points, 2.1 rebounds and 2.3 assists in 24.5 minutes ... Owns 104 career 20+ point games with eight 30+ point outings and one 40+ point game ... Has 12 career games of 5+ three-pointers made ... Holds three career double-doubles (two point/rebound; one point/assist).

2014-15: (Toronto Raptors): NBA Sixth Man of the Year ... Averaged a career-best 15.5 points with 2.1 assists, 1.10 steals and 25.2 minutes in 80 games, all as a reserve with Toronto ... Ranked first among all NBA reserves in total points (1242), three-pointers made (152), free throws made (340), 10+ point games (44) and 25+ point games (11) ... Set a personal career best with 152 made three-pointers ... Led the team in scoring on 18 occasions ... Poured in a career-high 36 points (15-15 FT) 11/22 at Cleveland, becoming the eighth Raptor to score 30+ points as a reserve ... Named Eastern Conference Player of the Week for games played Nov. 17-23, averaging 23.7 points while shooting 52.6% (10-of-19) from three-point range and a perfect 21-of-21 at the free throw line ... Facing former team, led the bench with 22 points 11/26 at Atlanta ... Scored in double digits in eight straight contests (11/15-30), averaging 19.8 points ... Scored five of team-high 26 points in overtime 12/8 vs. Denver ... Recorded a team high-tying four assists 12/22 at Chicago ... Posted a team-high 31 points, with a season-high 11 FG 12/28 at Denver ... Scored 10+ points in a season-high 10 consecutive games (1/18 - 2/2), averaging 17.3 points ... Connected on a career-high seven made three-pointers 2/20 at Atlanta ... Scored 20+ points in three straight games (2/28 - 3/4), averaging 23.0 points ... Finished with 26 points, including a Raptors franchise record for points in any quarter with 21 in the fourth, and a season-high six assists 3/4 vs. Cleveland ... Scored 13+ points in eight consecutive contests (3/22 - 4/3) ... Hit the game-winning three-pointer with 9.9 second remaining 4/10 at Orlando ... Poured in a game-high 29 points, including 17 points in the second quarter, 4/11 at Miami ... Missed one game (2/21) with a sprained left ankle.

2013-14: (Atlanta Hawks): Averaged 10.4 points, 3.5 assists and 2.1 rebounds in 24.1 minutes over 60 games (seven starts) ... Shot 34.2% from three-point range and 84.9% at the foul line ... In seven starts, averaged 11.3 points, 4.0 assists and 2.6 rebounds in 30.6 minutes ... Ranked tied for 21st in the NBA in free throw percentage ... Scored 10+ points 30 times, including five 20+ point efforts ... Led the team in assists 11 times, scoring on two occasions and rebounding once ... Ranked second on the club in three-pointers made (79), 3rd in assists per game and 5th in points per game ... Made season debut 11/15 vs. Philadelphia, playing in his first contest since tearing his right ACL on Jan. 18, 2013 at Brooklyn ... Dished out a season-high eight assists 11/26 vs. Orlando ... Knocked down a season-best six three-pointers en route to 27 points in 29 minutes 12/14 at New York ... Made a season-best tying six three-pointers (6-10) 12/20 vs. Utah, finishing with 25 points, four steals, two rebounds and two assists in 24 minutes ... Went 10-10 from the foul line in overtime ending the night with a season-best 28 points (7-12 FG, 4-7 3FG, 10-12 FT), along with five rebounds, one assist and one steal, in 34 minutes 12/28 vs. Charlotte ... Scored 23 points, including 18 points (5-5 FG, 3-3 3FG, 5-5 FT) in the fourth quarter, 4/12 vs. Miami ... Missed eight games due to right knee rehab (10/30 - 11/13) ... Appeared in seven playoff games during first-round series vs. Indiana, averaging 8.3 points, 2.3 assists and 19.0 minutes ... Tallied 16 points in 25 minutes in Game 6 on 5/1 vs. Indiana.

2012-13: (Atlanta Hawks): Averaged 14.1 points, 3.6 assists, 2.1 rebounds and 1.13 steals in 28.7 minutes, playing in 39 games (nine starts) ... First season in Atlanta was cut short by a torn right ACL injury sustained 1/18 at Brooklyn ... Underwent surgery 2/7 ... Missed 43 games due to the injury and subsequent surgery (1/19 - 4/17) ... Shot 36.7% from three-point range and 86.8% from the free-throw line ... Scored in double-figures 29 times, including eight 20-plus point efforts ... Put up averages of 18.6 points, 5.8 assists and 3.9 rebounds in 39.0 minutes as a starter ... Tied a career best with three blocks 11/23 at Charlotte ... Played a career-best 48 minutes 12/26 vs. Detroit, finishing with 18 points, eight rebounds, seven assists, two steals and one block ... Dished out a career-high 12 assists to go with 21 points 12/29 vs. Indiana, notching first career point/assist double-double ... Made five three-pointers in consecutive games 1/4 at Detroit and 1/5 vs. Boston.

2011-12: (Philadelphia 76ers): In 64 games off the bench, averaged a team and career-high 14.9 points, 3.5 assists and 2.4 rebounds in 26.3 minutes ... Shot 36.2% (83-229) from three-point range and 81.2% (237-292) at the foul line ... Scored 10+ points 51 times, including 20+ points 14 times ... Became the first player to lead his team in total points without making a single start since Dell Curry (Charlotte) in 1993-94 ... Became the first player to play at least 60 games and average 14-plus points and three-plus assists while playing fewer than 27 minutes per game since Mahmoud Abdul-Rauf (Denver) in 1990-91 ... Had the fourth-most fourth quarter points of any player and averaged 5.3 points in that stanza ... Did not miss a game due to injury but sat out the final two games of the season to rest ... Appeared in 13 postseason contests against Chicago and Boston, averaging 11.5 points, 3.0 assists, 2.1 rebounds and 1.00 steals in 27.5 minutes ... Scored in double figures in seven games ... Had 20 points (8-13 FG) in 27 minutes in Game 2 on 5/1 at Chicago ... Totaled 15 points and eight assists in Game 4 on 5/18 vs. Boston.

2010-11: (Philadelphia 76ers): Appeared in 75 games, all as a reserve, averaging 13.7 points, 3.4 assists and 2.0 rebounds in 23.3 minutes ... Scored 10+ points 52 times, including 20+ points 14 times and 30 points once ... Shot 82.3% (293-356) at the foul line ... Led all NBA reserves in free throw attempts (356) for the second time in three seasons ... Hit 88 three-pointers ... Ranked 27th in the league in assist/turnover ratio (2.47) ... Opened the year by tallying 10+ points in seven straight contests (10/27 - 11/7) ... During that span, netted a season-high 30 points (6-16 FG, 15-17 FT) with three assists 11/2 at Washington ... Scored in double-figures in a season-best 11 straight games (1/5 - 1/26) ... Totaled 26 points (7-10 FG, 10-11 FT) 1/5 vs. Washington ... Posted 26 points (7-12 FG) 2/2 at New Jersey ... Played in five playoff games in first round series vs. Miami, averaging 10.8 points, 3.0 assists, 1.6 rebounds and 1.00 steals in 26.0 minutes ... Scored in double figures in three of the five contests ... Scored 17 points in 31 minutes in Game 4 on 4/24.



2009-10: (Philadelphia 76ers): In 64 games (38 starts), averaged 14.0 points and career bests of 4.2 assists, 2.9 rebounds, 1.25 steals and 29.9 minutes ... Recorded 10+ points in 50 games, including 20+ points in 12 contests and 30+ points twice ... Shot 82.4% (192-233) from the charity stripe ... Ranked 25th in the NBA in assist/turnover ratio (2.53) ... Made first start of career on 10/28 at Orlando, posting 18 points (6-9 FG), four rebounds and four assists ... Nearly notched a triple double three nights later, going for 27 points (10-12 FG), 10 rebounds and seven assists 10/31 at New York ... Scored in double-figures in eight straight contests (11/9 - 11/24) ... Finished with a season-high 31 points (12-16 FG, 4-7 3FG), five assists and a career-high six steals 11/20 vs. Memphis ... Tallied 26 points (10-17 FG, 4-6 3FG), five assists and four rebounds 11/24 at Washington ... Posted 10+ points in a season-long 11 straight games (2/19 - 3/10) ... Had a double-double with 26 points, 10 rebounds and seven assists 2/23 at Golden State ... Recorded 30 points 3/3 at Atlanta.

2008-09: (Philadelphia 76ers): Appeared in 81 games, all as a reserve, averaging 12.8 points, 3.0 assists, 2.0 rebounds and 1.05 steals in 23.7 minutes ... Had 10+ points 58 times and 20+ points on 10 occasions ... Scored 40.0% of his point total in the fourth quarter, and led the team in fourth-period scoring ... Led all NBA subs in free throw attempts with 385 ... Made 304 free throws, the second highest single-season amount of his career ... Posted 10+ points in 11 consecutive games (12/3 - 12/29), which included a season-high 26 points (10-17 FG, 4-8 3FG) with four assists 12/19 at Washington ... Dished a season-best eight assists 12/23 at Boston, which was later equaled 1/6 vs. Houston ... Scored in double-figures in a season-long 14 straight contests from 1/2 - 1/30, reaching double-digits in all but the final game of January (nine points, 1/31 vs. New Jersey) ... During that stretch, went for 25 points and six rebounds 1/19 vs. Dallas ... Had a season-high five steals 3/20 at Golden State ... In six playoff games in a first-round series vs. Orlando, averaged 9.7 points, 2.8 assists and 2.5 rebounds in 24.8 minutes.

2007-08: (Philadelphia 76ers): Appeared in 80 games as a reserve, averaging 11.5 points, 3.2 assists, 2.0 rebounds and 1.01 steals in 23.3 minutes ... Had double-figure scoring efforts in 48 contests, including five games with 20+ points ... Scored the fourth-most points of any NBA reserve, tallying 42.3% of his season total points in the final frame ... Had 21 points 11/9 vs. Toronto ... Posted a season-high 25 points (10-13 FG, 4-4 3FG) and four assists 11/20 at Washington ... Recorded 10+ points in seven straight games from 12/31 - 1/11 ... Had a season-high four steals 12/31 at Seattle ... Finished with 23 points, five assists and four rebounds 3/26 vs. Chicago ... Tallied 21 points (9-11 FG) and three steals 4/14 vs. Cleveland ... Played all six games in a first round series vs. Detroit, averaging 12.0 points, 2.0 assists, 2.0 rebounds and 1.00 steals in 22.5 minutes ... Scored in double figures in four of the six games ... Recorded 17 points (9-10 FT) in 23 minutes in Game 2 on 4/23 at Detroit.

2006-07: (Philadelphia 76ers): Appeared in 61 games as a reserve, averaging 4.3 points, 1.8 assists and 1.1 rebounds in 11.3 minutes ... Posted 10+ points in 11 contests ... Over final 36 games, had 89 assists and just 31 turnovers (2.87 ratio) ... Scored 11 points in just over 20 minutes 1/29 at Houston ... Had a larger contribution later in the season, notching seven double-figure scoring efforts after mid-March ... Had a season-high 18 points in consecutive contests, the first coming on 4/10 vs. Indiana and the second occurring on 4/11 at Boston ... Dished a season-best eight assists 4/11 at Boston ... Recorded 13 points and seven assists 4/17 vs. Cleveland ... Followed that up with 12 points, seven assists and four rebounds 4/18 at Toronto ... **NBA D-League:** Saw action in three games with Fort Wayne, averaging 26.0 points, 4.7 rebounds and 8.0 assists in 36 minutes ... Shot 71.1% (27-38) from the field.

2005-06: (Philadelphia 76ers): Played in 30 games during rookie season, averaging 1.9 points, 0.6 rebounds and 0.3 assists in 4.8 minutes ... Played 10 or more minutes six times ... Logged first NBA minutes 11/2 at Detroit and scored two points in 3:24 of play ... Totaled six points with season-highs of three rebounds and two assists 2/3 vs. Detroit ... Scored a season-best nine points (3-3 FG, 1-1 3FG, 2-2 FT) in a season-high 16:19 of play 1/31 vs. Phoenix ... Posted seven points and two rebounds 4/18 vs. New Jersey.

PREP CAREER: Was named Mr. Basketball in Georgia following his junior (2003-04) and senior (2004-05) seasons at South Gwinnett ... Was also the recipient of the 2005 Naismith Award, given to the nation's top high school player ... Four-time All-State selection ... Led South Gwinnett to a 103-16 mark over his career ... Tallied 3,338 points, 768 rebounds, 650 assists and 355 steals in his four years ... As a senior, averaged 27.5 points, 6.6 rebounds and 5.2 assists, leading the Comets to a 26-3 record.

PERSONAL: Son of Mitch and Janice Faulkner ... Has a brother, Taurus Stinnett, and a sister, Shaun Williams ... Father Mitch does voiceover work ... Originally committed to University of Georgia before deciding to enter the NBA Draft ... Founded the Lou Williams Foundation in 2005 with the mission of providing assistance to young athletes in pursuing their dreams of higher education ... Annually hosts basketball camps at his alma mater, South Gwinnett High School ... The event teaches basketball and life skills, and includes visits from special guests such as Dwight Howard ... Considers winning the NBA Sixth Man of the Year award in 2015 as his greatest personal achievement ... Favorite actor is Denzel Washington ... If not in the NBA, would be a musician ... Favorite artist is Lil Wayne ... Offseason interests and activities include making music and bowling ... Had his No. 23 basketball jersey retired at South Gwinnett High School in 2006 ... Always puts his right shoe and sock on first ... Athlete most admired outside of the NBA is Muhammad Ali ... Lists his favorite food to be Mexican food.





11 | YI JIANLIAN

YI JIANLIAN



#11 . FORWARD/CENTER . 7-0 . 240 . 5 YEARS PRO

<u>BORN</u>	<u>PRIOR TO NBA</u>	<u>HOME COUNTRY</u>	<u>RESIDENCE</u>
October 27, 1987 (Heshan, China)	Guangdong Southern Tigers (China)	China	Los Angeles

CAREER / PLAYOFF HIGHS

	CAREER			PLAYOFFS		
PTS	31	vs.	Detroit	3/26/10	2	vs. Oklahoma City
MIN	50	@	Miami	4/14/10	5	vs. Oklahoma City
FG	14	vs.	New Orleans	12/22/07	1	vs. Oklahoma City
FGA	20	vs.	Oklahoma City	12/28/09	3	vs. Oklahoma City
3FG	5	@	Miami	11/10/08	-	-
3FGA	7	vs.	Minnesota (twice)	12/5/08	1	vs. Oklahoma City
FT	9	@	Miami	4/14/10	-	-
FTA	11	@	Miami	4/14/10	1	vs. Oklahoma City
OFF. REB	12	vs.	Washington	2/28/10	-	-
DEF. REB	11	vs.	Sacramento	1/5/09	2	vs. Oklahoma City
REB	19	vs.	Washington	2/28/10	2	vs. Oklahoma City
AST	4	vs.	Orlando (3 times)	3/5/10	-	-
STL	4	@	Dallas	1/31/11	1	vs. Oklahoma City
BLK	6	vs.	New Orleans	11/12/10	-	-

CAREER REGULAR SEASON STATISTICS

Year	Team	G	GS	MIN	FG	FGA	PCT	3FG	3FGA	PCT	FT	FTA	PCT	OFF	DEF	TOT	A	PF	DQ	STL	TO	BLK	PTS	AVG
07-08	MIL	66	49	1647	219	520	.421	6	21	.286	122	145	.841	106	238	344	55	153	1	36	90	56	566	8.6
08-09	NJN	61	52	1421	191	500	.382	48	140	.343	95	123	.772	67	259	326	60	157	1	29	70	36	525	8.6
09-10	NJN	52	51	1654	227	563	.403	15	41	.366	154	193	.798	115	257	372	47	170	0	37	77	52	623	12.0
10-11	WAS	63	11	1111	145	347	.418	3	13	.231	62	91	.681	79	169	248	25	115	1	27	51	32	355	5.6
11-12	DAL	30	0	203	31	82	.378	3	10	.300	14	21	.667	12	37	49	5	23	0	7	14	8	79	2.6
TOTALS		272	163	6037	813	2012	.404	75	225	.333	447	573	.780	379	960	1339	192	618	3	136	302	184	2148	7.9

CAREER POSTSEASON STATISTICS

Year	Team	G	GS	MIN	FG	FGA	PCT	3FG	3FGA	PCT	FT	FTA	PCT	OFF	DEF	TOT	A	PF	DQ	STL	TO	BLK	PTS	AVG
11-12	DAL	1	0	5	1	3	.333	0	1	.000	0	1	.000	0	2	2	0	0	0	1	0	0	2	2.0
TOTALS		1	0	5	1	3	.333	0	1	.000	0	1	.000	0	2	2	0	0	0	1	0	0	2	2.0

HOW ACQUIRED: Signed by the Los Angeles Lakers as a free agent on August 22, 2016.

CAREER: Selected by Milwaukee with the sixth overall pick in the 2007 NBA Draft ... Played one season with the Bucks, tallying 8.6 points and 5.2 rebounds in 25.0 minutes ... Acquired by New Jersey with Bobby Simmons, in exchange for Richard Jefferson on June 26, 2008 ... Holds Career averages of 7.9 points and 4.9 rebounds in 272 career NBA games ... Played 113 games for New Jersey from 2008-10 ... Acquired by the Washington Wizards on June 29, 2010 in exchange for Quinton Ross ... Signed as a free agent with the Dallas Mavericks on January 6, 2012 and was assigned to the Texas Legends of the NBA Development League.

2011-12: (Dallas Mavericks): Signed as a free agent on 1/6 and was assigned to the Texas Legends of the NBADL ... Played in two games before being recalled on 1/9 ... Averaged 2.6 points and 1.6 rebounds in 6.8 minutes ... Played in 30 games ... Scored a season-high eight points on three occasions ... Grabbed a season-high seven rebounds in 20 minutes of action vs. Minnesota on 1/25 ... Recorded 27 DNP-CD's and spent one game on the inactive list ... **NBA D-League:** Played two games with the Texas Legends ... Averaged 23.0 points, 12.0 rebounds, 2.5 assists, 2.0 blocks, and 36.5 minutes in 2 games (2 starts) for the Legends.





YI JIANLIAN

2010-11: (Washington Wizards): Appeared in 63 games (11 starts) ... Averaged 5.6 points and 3.9 rebounds in 17.7 minutes ... Notched five games with 10+ rebounds, including three double-doubles ... Blocked a career-high six shots vs. Charlotte on 11/12 ... Tallied a season-high 18 points, to go with seven rebounds in 42 minutes of action vs. the Clippers on 3/23 ... Missed 17 games due to injury (nine games for a hyper-extended right knee, seven games for a sprained right knee, and one game due to a sprained left ankle).

2009-10: (New Jersey Nets): Averaged career highs in points (12.0), rebounds (7.2), blocks (1.0), and minutes (31.8) ... Played in 52 games (51 starts) ... Recorded nine double-doubles ... Scored 20+ points on six occasions ... Tallied 20 points and a career high 19 rebounds vs. Washington on 2/28 ... Scored a career high 31 points vs. Detroit on 3/26 ... Missed 30 games due to injury (sprained right MCL, upper lip laceration, sprained left ankle).

2008-09: (New Jersey Nets): Played in 61 games (52 starts) ... Tallied 8.6 points and 5.3 rebounds in 23.3 minutes ... Recorded three double-doubles ... Reached the 20-point mark four times, grabbing 10+ rebounds on four occasions ... Missed 16 games with a broken fifth finger on his right hand ... Recorded five DNP-CDs.

2007-08: (Milwaukee Bucks): Averaged 8.6 points and 5.2 rebounds in 25.0 minutes during his rookie campaign ... Played in 66 games (49 starts) ... Shot .421 from the field and .841 from the free throw line ... Among rookies, ranked ninth in points, fifth in rebounds, third in free throw percentage, sixth in blocks, and eighth in minutes ... Eastern Conference Rookie of the Month for December after averaging 12.1 points (.503 FG%) and 6.6 rebounds ... Participated in the Rookie-Sophomore game ... Scored 20+ points twice and grabbed 10+ rebounds on five occasions ... Recorded his first double-double on 12/22 vs. Charlotte.

INTERNATIONAL: Spent the last four seasons (2012-16) with the Guangdong Southern Tigers of the CBA ... Named a CBA All-Star in three of the last four seasons (2013, 2015, 2016) ... In 2015-16, averaged 26.4 points, 9.1 rebounds, 2.2 assists, 1.9 steals, and 1.3 blocks in 45 games played ... Shot .568 from the field, .378 from three-point range, and .728 from the free throw line ... Tallied 27.6 points, 10.8 rebounds, 1.7 steals, 1.3 blocks, and 1.3 assists in 46 games in 2014-15 ... Played in 42 games in 2013-14 ... Averaged 23.5 points, 12.8 rebounds, 1.8 steals, 1.5 blocks, and 1.5 assists per game ... Shot .547 from the field ... Led Guangdong to a CBA Championship in 2012-13, averaging 24.6 points, 10.5 rebounds, 1.7 blocks, 1.4 assists, and 1.4 steals in 40 games ... Named CBA All-Star Game MVP ... Played in three games with Guangdong in 2011-12 before signing with the Dallas Mavericks ... Played the first five seasons of his professional career (2002-07) with Guangdong before being drafted by Milwaukee in 2007 ... Earned CBA All-Star honors each season from 2004-2007 ... Led Guangdong to CBA Championships in 2004, 2005, and 2006 ... Named CBA Rookie of the Year in 2003 ... A member of the Chinese National Team from 2004-2013, and 2015-16 ... Averaged 20.4 points, 6.6 rebounds, 1.4 steals, 1.2 blocks, and 1.0 assists in five games during the 2016 Olympic Games ... Eurobasket.com All-Olympic Games Honorable Mention.

PERSONAL: Name is pronounced "EE jee-ENN-lee-ENN" ... Son of two former athletes, father is 6'5" and mother is 5'8" ... Was discovered on a playground in Shenzhen, China in 1999 ... Was approaching 6'4" tall at the end of grade school ... Participated in the 2002 Adidas ABCD All-American Basketball Camp, along with LeBron James ... Played for Team China in the 2007 Las Vegas Summer League ... Has represented his home country of China in four Olympic Games (2004, 2008, 2012, 2016) ... Helped the Mavs Foundation dedicate the 11th Reading and Learning Center at the Salvation Army Boys and Girls Club of Waxahachie, encouraging children to continue their education by providing new computers, furniture, and books for the kids.



2016 OLYMPIC GAMES WITH TEAM CHINA

<u>Opponent</u>	<u>Date</u>	<u>Steals</u>	<u>Blocks</u>	<u>Rebounds</u>	<u>Points</u>
USA	8/6/16	0	1	6	25
France	8/8/16	4	1	6	19
Venezuela	8/10/16	3	0	10	18
Australia	8/12/16	0	2	9	20
Serbia	8/14/16	0	2	2	20


CAREER DOUBLE-DOUBLES

<u>Game</u>	<u>Date</u>	<u>Rebounds</u>	<u>Points</u>
MIL vs. CHA	12/22/07	10	29
NJN @ MIA	11/10/08	10	18
NJN @ MIA	4/14/10	15	23
NJN vs. SAC	1/5/09	13	22
NJN vs. SAC	1/5/09	13	22
NJN vs. WAS	2/28/10	12	20
NJN @ ATL	1/6/10	11	19
NJN vs. IND	1/15/10	10	17
NJN @ MIN	10/28/09	12	17
NJN vs. DAL	12/19/08	10	16
NJN vs. CHI	4/9/10	12	15
NJN vs. PHI	131/10	10	15
NJN vs. CLE	3/3/10	10	14
NJN vs. CHA	4/12/10	10	14
WAS @ DAL	131/11	14	11
WAS @ GSW	3/27/11	12	10
WAS @ CLE	4/13/11	12	10

CAREER 20+ POINT GAMES

<u>Game</u>	<u>Date</u>	<u>FGM</u>	<u>FGA</u>	<u>Points</u>
NJN vs. DET	3/26/10	12	16	31
MIL vs. CHA	12/22/07	14	17	29
NJN vs. OKC	12/28/09	11	20	29
NJN vs. LAC	11/22/08	9	15	27
NJN @ MIA	11/10/08	7	11	24
NJN @ MIA	4/14/10	7	17	23
NJN vs. MIL	1/5/10	7	12	22
NJN vs. SAC	1/5/09	8	14	22
NJN vs. NYK	12/30/09	9	16	22
NJN vs. MIN	12/23/09	7	12	22
MIL vs. MIN	12/15/07	9	14	22
NJN vs. MEM	1/7/09	7	13	20





0 | NICK YOUNG



NICK YOUNG

#0 . FORWARD/GUARD . 6-7 . 210 . 9 YEARS PRO

<u>BORN</u>	<u>HIGH SCHOOL</u>	<u>COLLEGE</u>	<u>RESIDENCE</u>
June 1, 1985 (Los Angeles, CA)	Cleveland HS (Reseda, CA)	USC	Tarzana

CAREER / PLAYOFF HIGHS

	CAREER				PLAYOFFS			
PTS	43	vs.	Sacramento	1/11/11	19	@	Memphis	4/29/12
MIN	52	@	Oklahoma City	1/28/11	24	@	Memphis (twice)	5/2/12
FG	15	vs.	Portland	4/1/14	6	@	Memphis	4/29/12
FGA	33	@	Oklahoma City	1/28/11	10	vs.	San Antonio	5/19/12
3FG	7	@	Portland (twice)	2/14/12	3	@	San Antonio (3 times)	5/15/12
3FGA	14	vs.	Indiana	11/29/15	5	vs.	San Antonio	5/19/12
FT	13	@	Utah (twice)	1/16/15	5	@	Memphis	5/13/12
FTA	14	@	Minnesota	2/4/14	6	@	Memphis	5/13/12
OFF. REB	4	vs.	LA Lakers	12/16/12	1	@	Memphis (twice)	5/13/12
DEF. REB	7	vs.	Phoenix (twice)	1/21/11	2	vs.	San Antonio (4 times)	5/19/12
REB	9	vs.	Indiana	12/29/10	2	vs.	San Antonio (5 times)	5/19/12
AST	6	vs.	Cleveland (twice)	1/14/14	1	@	San Antonio (4 times)	5/17/12
STL	4	vs.	Philadelphia (4 times)	1/1/16	2	vs.	Memphis	5/11/12
BLK	2	vs.	Memphis (14 times)	2/26/16	1	vs.	San Antonio (4 times)	5/19/12

CAREER REGULAR SEASON STATISTICS

Year	Team	G	GS	MIN	FG	FGA	PCT	3FG	3FGA	PCT	FT	FTA	PCT	OFF	DEF	TOT	A	PF	DQ	STL	TO	BLK	PTS	AVG
07-08	WAS	75	2	1158	210	478	.439	40	100	.400	101	124	.815	23	92	115	63	130	1	35	94	7	561	7.5
08-09	WAS	82	5	1837	336	756	.444	56	164	.341	164	193	.850	31	119	150	95	140	0	39	92	20	892	10.9
09-10	WAS	74	23	1421	233	558	.418	69	170	.406	104	130	.800	20	82	102	48	147	0	28	56	8	639	8.6
10-11	WAS	64	40	2034	412	935	.441	105	271	.387	186	228	.816	26	148	174	75	144	0	45	90	17	1115	17.4
11-12	WAS-LAC	62	35	1729	316	784	.403	103	282	.365	144	169	.852	31	102	133	56	141	0	44	83	17	879	14.2
12-13	PHI	59	17	1411	224	542	.413	75	210	.357	105	128	.820	24	106	130	84	84	0	36	50	14	628	10.6
13-14	LAL	64	9	1810	387	889	.435	135	350	.386	235	285	.825	29	137	166	95	156	2	46	95	12	1144	17.9
14-15	LAL	42	0	1000	174	476	.366	83	225	.369	132	148	.892	17	79	96	41	83	0	23	44	11	563	13.4
15-16	LAL	54	2	1033	126	372	.339	77	237	.325	63	76	.829	14	83	97	34	50	0	23	30	7	392	7.3
TOTALS		576	133	13433	2418	5790	.418	743	2009	.370	1234	1481	.833	215	948	1163	591	1075	3	319	634	113	6813	11.8

CAREER POSTSEASON STATISTICS

Year	Team	G	GS	MIN	FG	FGA	PCT	3FG	3FGA	PCT	FT	FTA	PCT	OFF	DEF	TOT	A	PF	DQ	STL	TO	BLK	PTS	AVG
07-08	WAS	4	0	17	1	9	.111	0	2	.000	3	4	.750	1	1	2	1	1	0	2	1	0	5	1.3
11-12	LAC	11	0	200	29	67	.433	17	33	.515	16	18	.889	1	11	12	3	20	0	3	7	4	91	8.3
TOTALS		15	0	217	30	76	.395	17	35	.486	19	22	.864	2	12	14	4	21	0	5	8	4	96	6.4

HOW ACQUIRED: Re-signed by the Lakers as a free agent on July 21, 2014.

2015-16: Played in 54 games (two starts), recording averages of 7.3 points, 1.8 rebounds, 0.6 assists, 0.43 steals and 0.13 blocks over 19.1 minutes ... Scored in double-figures 19 times, including 20+ points once ... Scored 14 points on 5-of-8 FG (4-7 3FG) 10/28 vs. MIN ... Notched 17 points, three assists and three steals 10/30 at SAC ... Led the team with 17 points off the bench, hitting 5-9 from deep 11/10 at MIA ... Scored a bench-high 13 points on 4-6 shooting (2-2 from deep) with a game-best +20 rating in 26 minutes 11/15 vs. DET ... Tied for the team-high with 22 points (six 3FGM) 11/29 vs. IND ... Had 13 points (5-9 FG) with two assists 12/9 at MIN ... Led the bench with 13 points, hitting three triples 12/12 at HOU ... Scored 14 points 12/19 at OKC ... Tied a career-high with four steals 1/1 vs. PHI ... Had 13 points in 22 minutes 3/6 vs. GSW ... Missed three games due to gastroenteritis (12/23, 3/27-3/28) ... DNP-CD 19 times ... Inactive six times.

CAREER: Selected by Washington with the 16th overall pick in the 2007 NBA Draft ... Re-signed with Washington on December 18, 2011 ... Acquired by the L.A. Clippers as part of a three-team trade with Washington and Denver in which the Wizards also traded JaVale McGee and Ronny Turiaf to the Nuggets for Nene on March 15, 2012 (Washington also received Brian Cook and a future second round pick from the Clippers) ... Signed as a free agent with Philadelphia on July 12, 2012 ... Signed as a free agent with the Lakers on July 11, 2013 ... In 576 games with 133 starts, is averaging 11.8 points, 2.0 rebounds and 1.0 assists in 23.3 minutes per game while shooting 41.8% from the floor, 37.0% from three-point range and 83.3% from the line ... In 11 career games (one start) against his hometown Lakers, has averaged 17.6 points, more than five points above his career average ... Owns 109 career 20+ point games, 16 games of 30+ points and three games of 40+ points.





NICK YOUNG

2014-15: (Los Angeles Lakers): In 42 games (all as a reserve), averaged 13.4 points, 2.3 rebounds, 1.0 assists, 0.55 steals and 0.26 blocks in 23.8 minutes ... Registered 10+ points 28 times and 20+ points eight times ... Finished 7th in the NBA in free-throw percentage, shooting a career-best 89.2% (132-148) ... Completed four four-point plays ... In first game back from injury, totaled 17 points and five rebounds 11/18 at Atlanta ... Tied a career-high with two blocks with a bench-leading 13 points 11/26 vs. Memphis ... Scored 20 points (5-8 3FG) 11/30 vs. Toronto ... Dropped in 19 points in 20 minutes 12/2 at Detroit ... Totaled 21 points (5-8 3FG) 12/3 at Washington ... Had a game-high 29 points (6-9 3FG), including the game-winning 30' three-pointer with 7.4 seconds remaining in overtime 12/12 at San Antonio ... Finished with 26 points and five rebounds 12/21 at Sacramento ... Hit five three-pointers en route to 15 points 12/26 at Dallas ... Scored a team-high 21 points (4-6 3FG) 12/28 vs. PHX ... Made 31 consecutive free throws from 1/2 vs. MEM to 1/15 vs. CLE ... Scored 22 points (12-12 FT) 1/4 vs. Indiana ... Led the team with 23 points on a career-high-tying 13 made free throws (13-13) 1/16 at Utah ... Tied for a game-high with 24 points 1/19 at Phoenix, hitting four three-pointers ... Scored 17 points in 20 minutes 1/23 at San Antonio ... Missed 39 total games due to injury, including 10 games with a torn ligament, right thumb (10/28-11/16), two games with a sprained right ankle (1/27-1/29), 11 games with a sore left knee (2/25-3/16) and 16 games with a fracture, left kneecap (3/19-4/15) ... DNP-CD one time.

2013-14: (Los Angeles Lakers): Appeared in 64 games (nine starts), averaging 17.9 points, 2.6 rebounds, 1.5 assists, 0.72 steals and 0.19 blocks in 28.3 minutes ... Notched 24 games of 20+ points ... Finished with four games of 30+ points ... Led the league and tallied the most four-point plays in a season in franchise history (seven) ... Scored 40 points twice (41 points 4/14 at Utah and 40 points 4/1 vs. Portland), which were the two highest-scoring games for a bench player in the NBA in 2013-14 ... Only 11 players in the NBA had scored 40+ off the bench in the last decade ... Became the first Laker to score 40+ off the bench since 1985-86 ... As a reserve, averaged 18.8 points, ranking first in the NBA for points per game among players who entered games off the bench 20+ times ... Shot 44.3% from the floor and 40.3% from distance ... Led the Lakers in scoring a team-high 22 times (two ties), 21 of those times as a reserve ... Was the bench leading scorer 43 times in 55 games ... Finished tied for 3rd in the league in points per touch (0.45) ... Went 12-of-12 from the free throw line 12/29 vs. Philadelphia, becoming the only Lakers player other than Kobe Bryant or Pau Gasol to make as many as 12 free throws without a miss in the last decade ... Only 16 players in Lakers history have made as many as 12 free throws without a miss ... Tied a career-high with six assists 1/14 vs. Cleveland ... On 2/4 at Minnesota, set a new career-high for free throws made, sinking 13-of-14 attempts ... Tied a career-high with four steals 3/28 at Milwaukee ... Missed 17 total games due to injury: six games with a left knee fracture and bone bruise (2/7-2/21) and 11 games with a sore left knee (2/25-3/19).

2012-13: (Philadelphia 76ers): Appeared in 59 games (17 starts) with Philadelphia, averaging 10.6 points, 2.2 rebounds and 1.4 assists in 23.9 minutes ... Shot 41.3% from the floor, 35.7% from 3-point range and 82.0% from the line ... Scored 20+ points eight times and 30+ points once ... Tallied 23 points (7-13 FG), three rebounds and four assists 11/20 vs. Toronto ... Scored a season-high 30 points (12-23 FG, 6-12 3FG) 12/16 vs. LA Lakers ... Recorded 21 points, four rebounds and four assists 12/19 at Houston ... Scored 21 points (5-7 3FG) 1/4 at Oklahoma City ... Totaled 20 points, three rebounds and three assists 1/22 at Milwaukee ... Recorded 20 points, four rebounds, four assists and a steal 1/26 vs. New York ... Scored 20 points (6-12 FG) 2/1 vs. Sacramento ... Posted 15 points, a season-high six rebounds and career-highs in steals (four) and blocks (two) 2/4 vs. Orlando ... Totaled 29 points (10-18 FG), a season-high tying five assists and three steals 2/11 vs. LA Clippers ... Committed just 50 turnovers in 59 games played in 2012-13 ... Missed four games (12/1-12/8) with a left great toe hyperextension and seven games (3/2-3/11) with a left ankle sprain.

2011-12: (Washington Wizards/Los Angeles Clippers): Appeared in 62 games (35 starts), averaging 14.2 points, 2.1 rebounds and 0.9 assists in 27.9 minutes ... Shot 40.3% from the floor, 36.5% from 3-point range and 85.2% from the line ... In 40 games (32 starts) with Washington, averaged 16.6 points, 2.4 rebounds and 1.1 assists in 30.3 minutes ... Acquired by the LA Clippers as part of a three-team trade on 3/15/12 ... Appeared in 22 games (three starts) with the Clippers, averaging 9.7 points and 1.6 rebounds in 23.5 minutes ... Scored 20+ points 14 times and 30+ points once ... Posted 27 points (11-22 FG) and a season-high seven rebounds 1/14 vs. Philadelphia ... Totaled 25 points (10-22 FG), four assists and a career-high four steals 1/20 vs. Denver ... Scored a season-high 35 points on 12-of-17 shooting including a career-high seven three-point field goals made 2/14 at Portland ... Tallied 19 points, a season-high six assists and two steals 3/7 vs. LA Lakers ... In 11 playoff games, averaged 8.3 points and 1.3 rebounds in 19.7 minutes while shooting 51.5% (17-33 3FG) from behind the arc.

2010-11: (Washington Wizards): Appeared in 64 games (40 starts) with Washington, averaging career-highs of 17.4 points and 2.7 rebounds along 1.2 assists in 31.8 minutes ... Shot 44.1% from the floor, 38.7% from 3-point range and 81.6% from the line ... Had the highest scoring increase in the NBA from 2009-10 to 2010-11 (+8.8 ppg) ... Scored 20+ points 30 times, including 30+ eight times and 40+ points once ... Recorded 30 points (6-11 3FG) and a season-high tying three steals 12/7 at LA Lakers ... Tallied 25 points, a career-high nine rebounds, three assists and a season-high three steals 12/29 vs. Indiana ... Scored a career-high 43 points (14-22 FG, 7-10 3FG, 8-9 FT) 1/11 vs. Sacramento ... Posted 21 points, six rebounds and a season-high tying five assists 1/19 at Milwaukee ... Totaled 26 points, four rebounds and a career-high tying two blocks 2/9 vs. Milwaukee ... Scored 38 points (12-19 FG, 6-8 3FG) 2/25 @ Miami ... Missed 18 games due to injury/illness: right thigh contusion (12/3), sore left knee (2/16), flu-like symptoms (3/5), bruised left knee (3/15-3/23 and 3/28-4/13).

2009-10: (Washington Wizards): Appeared in 74 games (23 starts), averaging 8.6 points and 1.4 rebounds in 19.2 minutes ... Shot 41.8% from the floor, 40.6% from 3-point range and 80.0% from the line ... Averaged 12.2 points as a starter ... Ranked 16th league-wide in 3-point percentage ... Scored 20+ points 10 times ... Posted 22 points and a season-high five assists 11/27 at Miami ... Tallied 20 points and a season-high six rebounds 1/10 vs. New Orleans ... Totaled a season-high 29 points (10-18 FG, 5-11 3FG) and a season-high tying two steals 4/6 vs. Golden State.

2008-09: (Washington Wizards): Appeared in all 82 games (5 starts), averaging 10.9 points, 1.8 rebounds and 1.2 assists in 22.4 minutes ... Shot 44.4% from the floor, 34.1% from 3-point range and 85.0% from the line ... Scored 20+ points 12 times and 30+ points twice ... Scored 28 points including a career-best 11-for-11 shooting from the foul line 11/1 at Detroit ... Scored 30 points (12/19 FG) 1/12 vs. Milwaukee and a season-high 33 points (13-17 FG) the following game 1/14 at New York ... Posted 21 points and a season-high tying four assists 2/4 vs. New Jersey ... Totaled 11 points and a season-high tying six rebounds 3/6 at San Antonio.




2007-08: (Washington Wizards): Appeared in 75 games (2 starts), averaging 7.5 points and 1.5 rebounds in 15.4 minutes ... Shot 43.9% from the floor, 40.0% from 3-point range and 81.5% from the line ... Scored 20+ points two times ... Recorded 10 points and a season-high five assists 2/10 at Phoenix ... Tallied six points and a season-high six rebounds 3/2 vs. New Orleans ... Scored 15 points on a perfect 5-of-5 shooting from the field (2-2 3FG) 3/5 vs. Orlando ... Totaled 22 points and a season-high three steals 3/11 vs. Milwaukee ... Scored a season-high 29 points (10-16 FG, 3-4 3FG, 4-4 FT) 3/30 at LA Lakers ... Missed two games with a right thigh contusion (3/21-3/23).

COLLEGE: Early entry candidate for the 2007 NBA Draft following his junior season at USC ... Earned First Team All-Pac-10 honors sophomore and junior seasons at USC ... As a junior, ranked second in the conference in scoring (17.5 points), fifth in field goal percentage (52.5% FG) and second in 3-point percentage (44.0%) ... Finished collegiate career as USC's sixth all-time leading scorer with 1,486 points ... Junior (2006-07): Ranked second in the Pac-10 in scoring (17.5 points), fifth in field goal percentage (52.5%) and tied for second in three-point field goal percentage (44.0%) ... Led team in scoring 20 times ... Scored season-high 30 points and grabbed eight rebounds vs. Arizona ... Registered 22 points and a season-high nine rebounds vs. Long Beach State ... Led team with 26 points vs. Stanford in the first round of the Pac-10 Tournament ... Recorded 22 points and seven rebounds in the second round of the NCAA Tournament vs. Texas ... Scored 15 points vs. North Carolina in the Sweet Sixteen ... Sophomore (2005-06): Led team in scoring (17.3 points) and rebounding (6.6 rebounds) ... One of only three players in the conference ranked in the top 10 in both scoring (fourth) and rebounding (sixth) ... Scored in double figures in all but one contest ... Recorded four double-doubles ... Posted career-highs of 33 points and 14 rebounds vs. Oregon State ... Notched first career double-double with 18 points and 10 rebounds in the season opener vs. Cal State Northridge ... Handed out a career-high six assists vs. Loyola Marymount ... Freshman (2004-05): Averaged 11.1 points and 4.1 rebounds ... Scored in double figures 15 times ... Posted season-high 22 points twice, at Arizona State and vs. UCLA.

PERSONAL: Born in Los Angeles to Charles and Mae Young ... Nickname is "Swaggy P" ... While with Washington, started the Nick Young Foundation with hopes of putting an end to gang violence and offering free psychiatric services to those who have been affected by it ... Was the focus of a documentary titled "Second Chance Season," which portrayed his life story and path to the NBA ... Has one son, Nick Jr. ... Since joining his hometown team, Nick has aided the Lakers community relations efforts, serving the community through the Season of Giving Holiday Party for Kids, Lakers Thanksgiving Party, Lakers Youth Foundation Golf Tournament, Camp Lakers, Lakers Youth Foundation Casino Night, Highway to Health Festival, HealthCorps Appreciation Day, Midnight Mission and the Los Angeles Regional Food Bank ... Averaged 27.2 points and 10.8 rebounds as a 2004 senior at Cleveland High in Reseda, Calif., earning 2004 CIF L.A. City Section, Los Angeles Times All-City and San Fernando Valley first team honors ... Shot 57.3% from the field and 46.8% from three-point range (52-111), had 48 steals and 41 blocks as Cleveland finished 25-4 ... Earned CIF L.A. City Section first team honors in 2003.





40 | **IVICA ZUBAC**



IVICA ZUBAC

#40 . CENTER . 7-1 . 265 . ROOKIE

<u>BORN</u>	<u>PRIOR TO NBA</u>	<u>HOME COUNTRY</u>	<u>RESIDENCE</u>
March 18, 1997 (Mostar, Bosnia & Herzegovina)	Mega Leks (Serbia)	Croatia	Playa Vista

MEGA LEKS CAREER HIGHS

	CAREER			
PTS	31	vs.	Borac	5/24/16
MIN	33	vs.	FMP	6/12/16
FG	13	vs.	Borac	5/24/16
FGA	19	vs.	Borac	5/24/16
3FG	-	-	-	-
3FGA	-	-	-	-
FT	5	@	FMP (twice)	6/10/16
FTA	8	@	FMP	6/10/16
OFF. REB	3	@	FMP (4 times)	6/10/16
DEF. REB	7	vs.	FMP	6/12/16
REB	9	vs.	FMP	6/12/16
AST	3	@	Partizan	5/11/16
STL	2	@	FMP (3 times)	6/6/16
BLK	5	vs.	Konstantin	5/8/16

MEGA LEKS STATISTICS

Year	Team	G	GS	MIN	FG	FGA	PCT	3FG	3FGA	PCT	FT	FTA	PCT	OFF	DEF	TOT	A	PF	DQ	STL	TO	BLK	PTS	AVG
15-16	Mega Leks	13	13	292	61	122	.500	0	0	---	20	25	.800	25	41	66	11	38	1	10	19	19	142	10.9
TOTALS		13	13	292	61	122	.500	0	0	---	20	25	.800	25	41	66	11	38	1	10	19	19	142	10.9

HOW ACQUIRED: Selected by the Lakers in the second round (32nd overall) of the 2016 NBA Draft.

INTERNATIONAL: Played five games with Cibona in the Adriatic League for the first part of the 2015-16 season, averaging 6.8 points, 3.0 rebounds, and 1.2 blocks in 13.0 minutes per game while shooting 57.7% from the field ... In two FIBA Euro Cup contests with Cibona, posted averages of 12.0 points and 6.0 rebounds ... Terminated his contract with Cibona and eventually landed with Mega Leks ... In 13 Serbian League games with Mega Leks, averaged 10.9 points and 5.1 rebounds as the team made the league semi-finals ... Was unable to play for Mega Leks in the Adriatic League because of the league's transfer regulations, and decided to declare for the 2016 NBA Draft as an early entry candidate ... Helped the Croatian U-19 team capture the silver medal at the 2015 World Championships, finishing third in the tournament in scoring at 17.9 points per game and seventh in rebounding (7.9) ... Following the U-19 competition, participated with the Croatian U-18 team at the 2015 European Championships, leading the tournament in rebounds per game (12.9), blocks (3.0), and double-doubles (six), and finished eighth in scoring (15.8) ... Named to the U-18 All-Tournament Second Team ... Also represented Croatia at the U-16 European Championship in 2013.

PERSONAL: One of a record-setting 26 international players drafted in 2016, including a record-tying 12 taken in the second round ... Name pronounced EE-vits-uh ZOO-bahz ... Born in Mostar, Bosnia & Herzegovina, but is a naturalized Croatian ... Cousin is Zoran Planinic, who played in the NBA for the New Jersey Nets from 2003-06 ... Participated in the Lakers Team Up Event in August of 2016, organizing food boxes to give away at the L.A. Regional Food Bank.





ZACH AUGUSTE

#29 . FORWARD . 6-10 . 245 . ROOKIE

BORN
July 8, 1993
(Marlborough, MA)

HIGH SCHOOL
New Hampton School
(New Hampton, NH)

COLLEGE
Notre Dame

RESIDENCE
El Segundo

COLLEGIATE CAREER STATISTICS

Year	Team	G	GS	MIN	FG	FGA	PCT	3FG	3FGA	PCT	FT	FTA	PCT	OFF	DEF	TOT	A	PF	DQ	STL	TO	BLK	PTS	AVG
12-13	Notre Dame	25	0	268	39	75	.520	0	0	---	15	22	.682	26	42	68	5	41	1	10	22	12	93	3.7
13-14	Notre Dame	30	13	489	86	169	.509	0	1	.000	29	60	.483	55	74	129	8	58	1	11	23	11	201	6.7
14-15	Notre Dame	37	36	904	190	307	.619	0	0	---	96	151	.632	82	157	239	29	94	2	25	61	25	476	12.9
15-16	Notre Dame	36	36	1065	192	343	.560	0	0	---	120	191	.628	122	264	386	38	86	2	23	88	39	504	14.0
TOTALS		128	85	2726	507	894	.567	0	0	.000	260	424	.613	285	537	822	80	279	6	69	194	87	1274	10.0

How ACQUIRED: Signed by the Lakers as a free agent on August 29, 2016.

COLLEGE: Averaged 10.0 points, and 6.4 rebounds in 21.3 minutes over 128 career games at Notre Dame ... Led Notre Dame to an ACC Tournament title as a junior in 2014-15, as the Irish advanced to the Elite Eight of the 2015 NCAA Tournament ... Paced the Irish again in 2015-16, leading Notre Dame to a second-consecutive Elite Eight appearance ... Played in nine career NCAA Tournament games, with averages of 13.0 points, 9.1 rebounds, and 1.0 blocks in 27.6 minutes ... Became the ninth player in Notre Dame history to post 1200+ career points and 800+ career rebounds ... Third player in Notre Dame history to shoot over .560 in a career (.567) ... Senior (2015-16): Third Team All-ACC in 2015-16 ... Averaged a double-double with 14.0 points and 10.7 rebounds per game, posting 22 double-doubles, fifth most in school history ... Led the ACC in rebounding ... Four 20-point games and 29 games scoring in double-figures ... Grabbed a career-high 22 rebounds to go with 19 points vs. Duke in the ACC Tournament to the Elite Eight ... The 22 rebounds marks the most rebounds by an Irish player in an ACC game ... Notched 10-straight double-doubles from 1/31-3/10 ... Junior (2014-15): Shot .619% from the field as a junior ... Started 36-of-37 games played with 28 games scoring in double-figures, including five 20+ point games ... Grabbed 10+ rebounds five times, notching four double-doubles ... Led the team in scoring and rebounding during a four-game NCAA Tournament run ... Named to the NCAA Midwest Region All-Tournament Team after scoring 15 points and grabbing six rebounds in the regional semifinal matchup vs. Wichita State, and netting 20 points and grabbing nine rebounds in the regional final loss to Kentucky ... Sophomore (2013-14): Played in 30 games as a sophomore with 13 starts ... Reached double-figures nine times ... Shot .509% from the field ... Earned first career start at Georgia Tech ... Made second start of the season in ACC opener vs. Duke ... Played 16 minutes and scored six points ... Started next two games against NC State and Georgia Tech ... Registered first career double-double in a double-overtime win vs. Clemson (14 points, 12 rebounds) ... Ended the season scoring 14 points and grabbing nine rebounds vs. Wake Forest ... Freshman (2012-13): Appeared in 25 games as a freshman in 2012-13, reaching double-figures in two contests ... Made his Notre Dame debut vs. Monmouth, tallying four points, three rebounds, and two blocks in nine minutes ... Scored a season-high 15 points and grabbed five rebounds in 21 minutes at Marquette ... Notched six points and seven rebounds in the second round of the NCAA Tournament.

PERSONAL: Played in four games, making one start for the 2016 Lakers Summer League team in Las Vegas ... Tallied 5.3 points and 4.0 rebounds in 15.7 minutes during the Summer League ... Graduated from New Hampton HS ... Played his freshman/sophomore seasons at Marlborough HS ... Full name is Zachary Elias Auguste ... Son of Jean Bazile Auguste and Lea Tzimoulis ... Awarded the community service award and earned the faculty award as an honor roll student at New Hampton High School ... Graduated from the Notre Dame College of Arts and Letters with a degree in Film, Television and Theatre.





JULIAN JACOBS

#12 . GUARD . 6-4 . 180 . ROOKIE

BORN
November 23, 1994
(Las Vegas, NV)

HIGH SCHOOL
Desert Pines
(Las Vegas, NV)

COLLEGE
USC

RESIDENCE
El Segundo

COLLEGIATE CAREER STATISTICS

Year	Team	G	GS	MIN	FG	FGA	PCT	3FG	3FGA	PCT	FT	FTA	PCT	OFF	DEF	TOT	A	PF	DQ	STL	TO	BLK	PTS	AVG
13-14	USC	32	19	903	72	176	.409	18	58	.310	49	65	.754	15	125	140	116	73	1	34	87	14	211	6.7
14-15	USC	32	22	866	106	211	.502	9	32	.281	49	73	.671	34	103	137	113	72	2	36	84	13	270	8.4
15-16	USC	31	31	960	129	274	.471	15	46	.326	88	125	.704	31	120	151	168	78	1	38	83	13	361	11.7
TOTALS		95	72	2729	307	661	.464	42	136	.309	186	263	.707	80	348	428	397	223	4	108	254	40	842	8.9

HOW ACQUIRED: Signed by the Lakers as a free agent on September 1, 2016.

COLLEGE: Appeared in 95 games (72 starts) in three seasons at USC ... Finished with career averages of 8.9 points, 4.5 rebounds, 4.2 assists, and 1.1 steals in 28.7 minutes ... Scored 10+ points 44 times, grabbed 10+ rebounds three times, and dished out 10+ assists twice, notching two double-doubles ... Led the Trojans to an NCAA Tournament appearance as a junior in 2016 ... Scored a season-high 19 points on two occasions, both meetings vs. Monmouth ... Junior (2015-16): First Team All-Pac-12 ... Started all 31 games played as a junior, tallying 11.6 points, 5.4 assists, 4.9 rebounds, and 1.2 steals in 31.0 minutes ... Dished out a Pac-12 season-high 168 assists, while averaging a conference-best 5.4 assists per game ... Finished with eight points, four rebounds, and three assists in a first round NCAA Tournament loss to Providence ... Dished out a season-high 13 assists vs. Cal Poly on 12/17, adding 10 points in the win ... Grabbed 10 rebounds and scored 12 points vs. UCSB on 12/3 ... Swiped a season-high seven steals vs. Arizona on 1/9, adding 18 points in the win ... Sophomore (2014-15): Played in 32 games (22 starts), averaged 8.4 points, 4.3 rebounds, 3.5 assists (eighth in the Pac-12), and 1.1 steals in 27.1 minutes ... Shot .502 from field goal range (11th in the Pac-12) Scored in double-figures 14 times, including a career-high 18 points vs. Oregon ... Dished out a season-high nine assists in consecutive games vs. Washington State and Washington ... Added a career-high 10 rebounds vs. Washington ... Earned the Harold Jones Award as the most improved USC player at the conclusion of the season ... Freshman (2013-14): Made 32 appearances (19 starts) as a freshman at USC ... Notched 6.6 points, 4.4 rebounds, 3.6 assists, and 1.1 steals in 28.3 minutes ... His 116 assists on the year was the third-most in history by a USC freshman ... Finished with nine games of 7+ rebounds and 10 games with 5+ assists ... Grabbed eight rebounds in the season opener at Utah State ... Made first career start on 11/12 vs. Cal State-Northridge and scored seven point, dished out seven assists, and had two steals ... Scored 14 points, to go with seven assists, seven rebounds, and three assists vs. Xavier on 11/30 ... Scored a season-high 16 points and grabbed a season-high-tying eight rebounds vs. Boston College on 12/8 ... Awarded the John Rudometkin Award for "110 percent effort" at the team's end-of-season banquet.

PERSONAL: Son of Julie Sadler and Gary Jacobs ... Has six brothers and three sisters ... Attended Desert Pines High School in Las Vegas ... Likes to ride bikes in his spare time.





THOMAS ROBINSON

#15 . FORWARD . 6-10 . 237 . 4 YEARS

<u>BORN</u>	<u>HIGH SCHOOL</u>	<u>COLLEGE</u>	<u>RESIDENCE</u>
March 17, 1991 (Washington, D.C.)	Brewster Academy (Wolfeboro, NH)	KANSAS	El Segundo

CAREER REGULAR SEASON STATISTICS

Year	Team	G	GS	MIN	FG	FGA	PCT	3FG	3FGA	PCT	FT	FTA	PCT	OFF	DEF	TOT	A	PF	DQ	STL	TO	BLK	PTS	AVG
12-13	SAC/HOU	70	0	1056	138	321	.430	0	1	.000	57	109	.523	122	193	315	46	124	0	41	90	26	333	4.8
13-14	POR	70	0	874	141	293	.481	0	1	.000	57	101	.564	105	202	307	34	131	1	23	57	20	339	4.8
14-15	POR/PHI	54	4	798	126	260	.485	0	2	.000	56	106	.528	95	208	303	33	104	0	32	59	20	308	5.7
15-16	BKN	71	7	916	130	291	.447	0	1	.000	47	109	.431	136	223	359	46	111	1	39	69	36	307	4.3
TOTALS		265	11	3643	535	1165	.459	0	5	.000	217	425	.511	458	826	1284	159	470	2	135	275	102	1287	4.9

CAREER POSTSEASON STATISTICS

Year	Team	G	GS	MIN	FG	FGA	PCT	3FG	3FGA	PCT	FT	FTA	PCT	OFF	DEF	TOT	A	PF	DQ	STL	TO	BLK	PTS	AVG
13-14	POR	11	0	122	13	31	.419	0	0	.000	6	7	.857	10	19	29	6	23	0	5	5	5	32	2.3
TOTALS		11	0	122	13	31	.419	0	0	.000	6	7	.857	10	19	29	6	23	0	5	5	5	32	2.3

HOW ACQUIRED: Signed by the Los Angeles Lakers as a free agent on September 21, 2016.

2015-16: Appeared in 71 games (seven starts) for the Nets, averaging 4.3 points and 5.1 rebounds in 12.9 minutes ... Set single season career-highs for total rebounds (359), offensive rebounds (136), double-doubles (eight) and games played ... Averaged 14.6 points (.544 FG), 12.3 rebounds, 2.0 assists, and 1.6 steals in 28.2 minutes in his seven starts ... Recorded eight double-doubles ... In his last seven games of the season, he started six times and averaged 13.4 points and 11.4 rebounds with six consecutive double-doubles ... Became just the second player since 1983-84 to record double-doubles in six straight games while playing 32 or fewer minutes in each game (Arvydas Sabonis, 1995-96 season) ... Recorded a career-high 12 offensive rebounds en route to a season-high-tying 17 boards on 4/8 at Charlotte ... Scored a career-high 23 points (10/16 FG) on 4/6 at Washington ... Tallied 18 points, a season-high-tying 17 rebounds, five assists, and four steals in a career-high 40 minutes on 3/5 at Minnesota ... Was one of two players (Draymond Green) to reach those statistical minimums in a game in 2015-16 ... Grabbed double digit rebounds 11 times ... Totaled a career-high five steals on 4/1 at New York ... Scored in double figures 10 times ... Missed two games due to injury (sore right knee) and one game due to illness ... Missed eight games (coach's decision).

2014-15: Appeared in 54 games with four starts for Portland and Philadelphia, averaging 5.7 points and 5.6 rebounds in 14.8 minutes ... Was the only player in the league to average at least 5.0 points and 5.0 rebounds in fewer than 15.0 minutes per game and just the seventh (50+ games played) in league history ... In 32 games with four starts for Portland, tallied 3.6 points and 4.2 rebounds in 12.2 minutes per game ... Acquired by Philadelphia on 2/24, and appeared in 22 games, averaging 8.8 points, 7.7 rebounds, and 1.1 assists in 18.5 minutes ... Scored in double-figures in 10 of his final 19 games played after doing so twice his first 35 games ... Recorded four double-doubles throughout the season ... Grabbed 10 or more rebounds in seven of his final 16 games ... Had 24 assists in 22 games as a Sixer after having nine assists in 32 games for Portland ... Had 15 rebounds in 18 minutes played vs. Chicago on 3/11 ... Tallied 11 points and 12 rebounds in 15 minutes played vs. UTA on 3/6 ... Became the third player with 11+ points and 12+ rebounds in 15 or fewer minutes played dating back to 1985-86 (Moses Malone and Will Perdue) ... Missed four games as a Sixer: one game on 3/20 with a rib contusion, one game – DNP-CD, and two games with a left ankle sprain 4/4 and 4/5.

2013-14: Played in 70 games for the Trail Blazers, posting averages of 4.8 points and 4.4 rebounds in 12.5 minutes per game while shooting .481 from the field ... Tied a then-career-high with 15 points along with eight rebounds vs. Phoenix on 11/13 ... Recorded his first double-double of the season on 2/23 vs. Minnesota, tallying 14 points and grabbing a career-best 18 rebounds ... Notched 13 points, six rebounds, and two steals against Utah on 12/6 ... Finished with back-to-back games of double-digit scoring on 3/27 and 3/28 ... Recorded 10 points against Atlanta on 3/27, then tallied 10 points and four rebounds at Chicago on 3/28 ... Grabbed double-digit rebounds in three games, also leading the team in rebounds twice during the season.

2012-13: In 70 games during his rookie NBA season for the Kings and Rockets, averaged 4.8 points and 4.5 rebounds in 15.1 minutes, while shooting .430 from the floor and .523 from the line ... In 51 games for the Kings, averaged 4.8 points and 4.7 rebounds in 15.9 minutes ... In 19 games for Houston, tallied 4.5 points and 4.1 rebounds in 13.0 minutes ... Scored in double-digits 11 times and totaled 10 or more rebounds five times while recording three double-doubles.

COLLEGE: Played three seasons at Kansas, where he averaged 9.8 points, 7.3 rebounds, and 1.0 assists in 18.7 minutes, while shooting .525 from the field through 105 games ... His three-year overall record at Kansas was 100-13, which equals the most wins in a three-year period in Kansas basketball history ... Earned the Big 12 Conference Player of the Year Award as a junior and was named to the All-Big 12 First Team ... Named the ESPN.com National Player of the Year, Naismith Men's College Player of the Year Finalist and was a First Team All-American on the John R. Wooden, The Sporting News and CBSSports.com's teams in 2011-12.

PERSONAL: Son of the late Lisa Robinson ... Considers his mother the most influential person in his life ... Visits local wellness centers during the holidays to speak with families who recently experienced loss, sharing his personal story and handing out gifts ... Kobe Bryant was his favorite basketball player growing up ... Washington Redskins fan ... Watches a lot of movies and enjoys cooking in his free time.





TRAVIS WEAR

#21 . FORWARD . 6-10 . 230 . 1 YEAR

<u>BORN</u>	<u>HIGH SCHOOL</u>	<u>COLLEGE</u>	<u>RESIDENCE</u>
September 21, 1990 (Long Beach, CA)	Mater Dei (Santa Ana, CA)	UCLA	Los Angeles

CAREER REGULAR SEASON STATISTICS

Year	Team	G	GS	MIN	FG	FGA	PCT	3FG	3FGA	PCT	FT	FTA	PCT	OFF	DEF	TOT	A	PF	DQ	STL	TO	BLK	PTS	AVG
14-15	NYK	51	1	676	84	209	.402	11	30	.367	20	26	.769	31	75	106	40	55	0	15	35	11	199	3.9
TOTALS		51	1	676	84	209	.402	11	30	.367	20	26	.769	31	75	106	40	55	0	15	35	11	199	3.9

HOW ACQUIRED: Signed by the Los Angeles Lakers as a free agent on September 1, 2016.

2015-16: Played in 26 games for San Sebastián Gipuzkoa Basket Club in Liga ACB in Spain ... Averaged 7.5 points and 4.2 rebounds in 20.1 minutes.

2014-15: Appeared in 51 games (one start) for the New York Knicks ... Averaged 3.9 points and 2.1 rebounds in 13.2 minutes ... Scored in double-figures four times, with a season-high of 21 points (9/16 FG, 3/6 3PT) vs. Houston on 1/8 ... Grabbed a season-high eight rebounds on two occasions, and dished out a season-high three assists twice ... Scored eight points and grabbed eight rebounds on 12/18 at Chicago in his lone start of the season.

COLLEGE: Played in 128 career games for North Carolina and UCLA ... Averaged 8.2 points and 4.1 rebounds in 22.3 minutes for his career ... Started his collegiate career at North Carolina in 2009-10, playing one season before transferring to UCLA ... Senior (2013-14): Played in 34 games (28 starts) for the Bruins, tallying 7.2 points, 3.2 rebounds, and 1.4 assists in 23.9 minutes ... Led the Bruins to their first Sweet Sixteen appearance since 2008 ... Reached double-figures 12 times ... Scored a season-high 16 points in the conference tournament vs. Stanford on 3/14 ... Grabbed a season-high seven rebounds on 2/13 vs. Colorado ... Finished with a season-high five assists twice ... Junior (2012-13): Appeared in 32 games (31 starts) for the Bruins, averaging 10.9 points and 5.2 rebounds in 28.8 minutes ... Scored in double-figures 19 times, with two 20-point outings, including a season-high 23 points at Colorado on 1/12 ... Grabbed a season-high nine rebounds to go with 22 points on 12/28 in a win vs. Missouri ... Notched eight rebounds six times ... Sophomore (2011-12): Sat out the 2010-11 season after transferring to UCLA from North Carolina in compliance with NCAA regulations ... Played in 30 games for the Bruins, making 24 starts ... Averaged 11.5 points and 5.9 rebounds, while shooting .533 from the field Reached double-digits 20 times, with a season-high 20 points on 1/5 vs. Arizona ... Grabbed a career-high 13 rebounds at St. John's on 2/18 ... Finished with four games of 10+ rebounds, including three double-doubles ... Freshman (2009-10): Played in 32 games as a freshman for the Tar Heels, tallying 3.5 points and 2.2 rebounds in 10.1 minutes.

PERSONAL: Son of David Sr. and Gloria Wear ... Twin brother David Jr. plays professionally in Spain after playing alongside Travis at UCLA ... Father played professionally overseas ... Two-time state champion at Mater Dei High School in Santa Ana ... McDonalds All-American in 2009.



METTA WORLD PEACE



#37 . FORWARD . 6-7 . 260 . 16 YEARS

BORN
November 13, 1979
(Queensbridge, NY)

HIGH SCHOOL
La Salle Academy
(New York, NY)

COLLEGE
St. John's

RESIDENCE
Westwood

CAREER STATISTICS

Year	Team	G	GS	MIN	FG	FGA	PCT	3FG	3FGA	PCT	FT	FTA	PCT	OFF	DEF	TOT	A	PF	DQ	STL	TO	BLK	PTS	AVG
99-00	CHI	72	63	2238	309	759	.407	60	191	.314	188	279	.674	62	246	308	202	159	0	119	166	39	866	12.0
00-01	CHI	76	74	2363	327	815	.401	43	148	.291	210	280	.750	59	235	294	228	254	7	152	159	45	907	11.9
01-02	CHI/IND	55	50	1642	269	636	.423	53	170	.312	136	204	.667	73	198	271	127	217	10	141	118	39	727	13.2
02-03	IND	69	67	2317	362	846	.428	71	211	.336	273	371	.736	101	261	362	198	242	7	159	145	50	1068	15.5
03-04	IND	73	71	2714	468	1112	.421	75	242	.310	322	439	.733	100	285	385	272	194	2	152	202	50	1333	18.3
04-05	IND	7	7	291	59	119	.496	7	7	.412	47	51	.922	8	37	45	22	27	0	12	17	6	172	24.6
05-06	IND/SAC	56	56	2207	350	867	.404	78	253	.308	206	305	.675	75	211	286	203	164	1	122	131	41	984	17.6
06-07	SAC	70	65	2641	458	1040	.440	93	260	.358	307	415	.740	102	352	454	235	205	1	149	146	43	1316	18.8
07-08	SAC	57	54	2172	436	962	.453	84	221	.380	212	295	.719	101	227	328	199	159	1	133	148	38	1168	20.5
08-09	HOU	69	55	2452	416	1037	.401	153	383	.399	196	262	.748	65	294	359	229	155	2	105	140	24	1181	17.1
09-10	LAL	77	77	2605	306	740	.414	105	296	.355	128	186	.688	99	232	331	234	165	1	106	121	21	845	11.0
10-11	LAL	82	82	2410	261	658	.397	83	233	.356	92	136	.676	100	167	267	175	181	1	124	90	36	697	8.5
11-12	LAL	64	45	1720	183	465	.394	56	189	.296	71	115	.617	71	147	218	140	137	1	69	69	27	493	7.7
12-13	LAL	75	66	2530	332	824	.403	141	412	.342	124	169	.734	101	271	372	112	198	4	122	98	42	929	12.4
13-14	NYK	29	1	388	56	141	.397	17	54	.315	10	16	.625	18	41	59	17	44	0	24	19	8	139	4.8
15-16	LAL	35	5	590	55	177	.311	26	84	.310	40	57	.702	19	70	89	27	67	1	22	15	11	176	5.0
TOTALS		966	838	31280	4647	11198	.415	1145	3364	.340	2562	3580	.716	1154	3274	4428	2620	2568	39	1711	1784	520	13001	13.5

CAREER POSTSEASON STATISTICS

Year	Team	G	GS	MIN	FG	FGA	PCT	3FG	3FGA	PCT	FT	FTA	PCT	OFF	DEF	TOT	A	PF	DQ	STL	TO	BLK	PTS	AVG
01-02	IND	5	5	167	22	54	.407	6	13	.462	9	13	.692	6	24	30	16	19	1	13	9	3	59	11.8
02-03	IND	6	6	252	35	90	.389	12	31	.387	32	40	.800	11	24	35	13	25	2	15	16	6	114	19.0
03-04	IND	15	15	584	98	259	.378	19	66	.288	61	85	.718	24	74	98	48	45	2	21	37	16	276	18.4
05-06	SAC	5	5	198	31	81	.383	9	27	.333	16	23	.696	8	17	25	15	15	0	8	5	4	87	17.4
08-09	HOU	13	13	488	80	203	.394	23	83	.277	20	28	.714	12	44	56	54	27	0	14	32	3	203	15.6
09-10	LAL	23	23	839	101	254	.398	34	117	.291	22	38	.579	33	58	91	49	67	1	35	25	12	258	11.2
10-11	LAL	9	9	287	35	79	.443	9	28	.321	16	21	.762	17	24	41	20	23	0	10	9	7	95	10.6
11-12	LAL	6	6	236	22	60	.367	14	36	.389	12	16	.750	3	18	21	14	18	0	13	5	4	70	11.7
12-13	LAL	3	3	84	7	28	.250	2	14	.143	2	2	1.000	6	5	11	5	5	0	2	3	1	18	6.0
TOTALS		85	85	3135	431	1108	.389	128	415	.308	190	266	.714	120	288	408	234	244	6	131	141	56	1180	13.9

HOW ACQUIRED: Signed by the Lakers as a free agent on September 23, 2016.

2015-16: Over 35 games (five starts) averaged 5.0 points, 2.5 rebounds, 0.8 assists, 0.63 steals and 0.31 blocks in 16.9 minutes ... Notched 10+ points on four occasions ... Ended the season ranked 5th among active players (trailing only K. Bryant, K. Garnett, P. Pierce, and C. Paul) in career steals and 22nd overall in NBA history ... Scored a team-best 17 points off the bench 4/5 at LAC, marking the lone time leading the team in scoring in 2015-16 and first time leading the Lakers in scoring since 1/25/13 vs. UTA (17 points, tied for team lead) ... It was the first time scoring the most points outright since 1/8/13 (24 points at HOU) ... Led the team with a +12 rating in his season debut 11/6 at BKN ... Had eight points with four rebounds in 16 minutes as a reserve 11/8 at NYK ... In first start of the season, scored 14 points, hitting 4-4 from beyond-the-arc 11/10 at MIA ... Scored 12 points, including 10 in the first quarter, as a starter 11/16 at PHX ... Totaled four points with seven rebounds 3/13 vs. NYK ... Scored eight points 3/23 at PHX ... Scored eight points 4/10 at HOU ... DNP-CD on 23 occasions ... Inactive 24 times.

CAREER: Played in 966 career NBA games (838 starts), with averages of 13.5 points, 4.6 rebounds, 2.7 assists, and 1.8 steals in 32.4 minutes ... Member of the Lakers 2010 NBA Championship team ... Drafted by the Chicago Bulls with the 16th overall pick in the 1999 NBA Draft ... Played two and a half seasons with the Bulls, before being acquired by the Indiana Pacers on February 19, 2002 ... Acquired by the Sacramento Kings in exchange for Peja Stojakovic on January 25, 2006 ... Acquired by the Houston Rockets on August 14, 2008 ... Signed as a free agent with the Los Angeles Lakers on July 8, 2009 ... Signed as a free agent with the New York Knicks on July 16, 2013 ... Signed as a free agent with the Lakers on September 24, 2015 ... NBA All-Star in 2004, as well as a Third Team All-NBA selection ... NBA Defensive Player of the Year in 2004 ... Two-time NBA All-Defensive First Team selection (2004, 2006), and two-time NBA All-Defensive Second Team selection (2003, 2009) ... Second Team All-Rookie selection in 2000 ... J. Walter Kennedy Citizenship Award winner in 2011 ... NBA Playoffs veteran with 85 career postseason appearances (all starts) ... Averaged 13.9 points, 4.8 rebounds, 2.8 assists, and 1.5 steals in 36.9 minutes during the Playoffs ... Tallied 11.2 points, 4.0 rebounds, 2.1 assists, and 1.5 steals in 36.5 minutes during the 2009-10 season as a member of the NBA Champion Lakers ... Reached double-figures 646 times during his career ... Grabbed 10+ rebounds 36 times and dished out 10+ assists twice ... Recorded 36 double-doubles in his career ... Holds career highs of 39 points (twice), 16 rebounds, 11 assists, eight steals (four times), and 53 minutes played.

PERSONAL: Attended St. John's University and was named First Team All-Big East in 1999 ... Led the Red Storm to an Elite Eight appearance in the NCAA Tournament ... Majored in Mathematics ... From Queensbridge, NY and attended La Salle Academy ... Played AAU basketball on the same team as Elton Brand and Lamar Odom as a teenager ... Advocate for mental health issues ... Donated his 2011-12 NBA salary to mental health awareness charities ... Auctioned off his 2009-10 NBA Championship ring and donated the proceeds to various mental health charities nationwide ... Born "Ronald William Artest", legally changed his name to "Metta World Peace" on September 16, 2011 ... Has four children, Sadie, Ron III, Diamond, and Jeron.



2015-16 SEASON RECAP

LAKERS

14

OFFICIAL GAME BALL
@NBA



Adam Silver
COMMISSIONER

2015-16 SEASON RECAP



2015-16 SEASON OVERALL STATISTICS & TRANSACTIONS

2015-16 Los Angeles Lakers Regular Season Statistics (17-65)

PLAYER				- FIELD GOALS -			- 3-POINT FG -			- FREE THROWS -			- REBOUNDS -			AST	PF	DQ	STL	TO	BLK	PTS	AVG
	G	GS	MIN	FG	FGA	PCT	FG	FGA	PCT	FT	FTA	PCT	OFF	DEF	TOT								
Bryant	66	66	1863	398	1113	.358	133	467	.285	232	281	.826	41	206	247	184	115	0	62	129	13	1161	17.6
Clarkson	79	79	2552	475	1098	.433	111	320	.347	164	204	.804	93	220	313	192	168	1	88	135	7	1225	15.5
Williams	67	35	1907	283	693	.408	110	320	.344	352	424	.830	31	138	169	167	107	1	62	107	19	1028	15.3
Russell	80	48	2259	392	956	.410	130	370	.351	140	190	.737	47	227	274	266	142	0	93	196	13	1054	13.2
Randle	81	60	2286	358	835	.429	10	36	.278	193	270	.715	172	657	829	144	242	2	53	149	29	919	11.3
Young	54	2	1033	126	372	.339	77	237	.325	63	76	.829	14	83	97	34	50	0	23	30	7	392	7.3
Bass	66	0	1342	174	317	.549	0	2	.000	125	148	.845	104	181	285	74	125	1	33	42	55	473	7.2
Hibbert	81	81	1878	182	411	.443	0	2	.000	117	145	.807	132	266	398	95	252	3	32	76	110	481	5.9
Nance	63	22	1266	158	300	.527	1	10	.100	32	47	.681	101	211	312	44	124	0	54	41	23	349	5.5
World Peace	35	5	590	55	177	.311	26	84	.310	40	57	.702	19	70	89	27	67	1	22	15	11	176	5.0
Huertas	53	0	869	97	230	.422	16	61	.262	27	29	.931	18	72	90	182	76	0	26	80	7	237	4.5
Kelly	36	0	470	55	149	.369	5	37	.135	37	54	.685	21	100	121	20	39	0	13	18	10	152	4.2
A. Brown	29	11	599	39	126	.310	20	70	.286	17	20	.850	9	61	70	19	34	0	14	15	5	115	4.0
Sacre	25	1	320	31	75	.413	0	0	---	25	38	.658	32	40	72	14	43	1	4	12	10	87	3.5
Black	39	0	496	57	104	.548	0	0	---	19	45	.422	44	113	157	16	78	0	14	22	18	133	3.4
LAKERS	82	-	19730	2880	6956	.414	639	2016	.317	1583	2028	.781	878	2645	3523	1478	1662	10	593	1124	337	7982	97.3
OPPONENTS	82	-	19730	3323	7023	.473	700	2016	.347	1420	1942	.731	897	2915	3812	2022	1573	5	617	1037	458	8766	106.9

PLAYER	- SINGLE-GAME HIGHS -							- AVERAGE PER GAME -							- CAREER HIGHS (C=SET, T=TIED THIS SEASON) -						
	MIN	REB	AST	ST	TO	BL	PTS	MIN	REB	AST	STL	TO	BLK	PTS	FG	FGA	FT	FTA	REB	AST	PTS
Bryant	42	12	9	3	6	2	60	28.2	3.7	2.8	0.94	2.0	0.20	17.6	28	50C	23	27	16	17	81
Clarkson	41	10	7	4	5	2	30	32.3	4.0	2.4	1.11	1.7	0.09	15.5	12T	21T	8	10	10C	11	30T
Williams	38	8	8	7	6	3	44	28.5	2.5	2.5	0.93	1.6	0.28	15.3	12T	25C	16C	19C	10	12	44C
Russell	38	10	8	4	7	2	39	28.2	3.4	3.3	1.16	2.5	0.16	13.2	14C	23C	11C	13C	10C	8C	39C
Randle	39	20	10	4	6	3	23	28.2	10.2	1.8	0.65	1.8	0.36	11.3	10C	19C	7C	11C	20C	10C	23C
Young	29	6	3	4	3	2	22	19.1	1.8	0.6	0.43	0.6	0.13	7.3	15	33	13	14	9	6	43
Bass	36	10	4	5	4	4	18	20.3	4.3	1.1	0.50	0.6	0.83	7.2	11	19	10	12	17	5	27
Hibbert	33	11	4	3	3	5	18	23.2	4.9	1.2	0.40	0.9	1.36	5.9	12	26	13	16	17	7	30
Nance	37	14	3	6	2	3	17	20.1	5.0	0.7	0.86	0.7	0.37	5.5	8C	12C	3C	4C	14C	3C	17C
World Peace	27	7	3	2	2	2	17	16.9	2.5	0.8	0.63	0.4	0.31	5.0	15	29	15	21	16	11	39
Huertas	32	6	10	2	6	2	13	16.4	1.7	3.4	0.49	1.5	0.13	4.5	6C	11C	3C	4C	6C	10C	13C
Kelly	28	9	3	3	2	3	12	13.1	3.4	0.6	0.36	0.5	0.28	4.2	8	17	8	11	11	8	26
A. Brown	35	7	3	2	3	2	10	20.6	2.4	0.7	0.48	0.5	0.17	4.0	4C	9C	2C	3C	7C	3C	10C
Sacre	27	8	2	1	2	2	11	12.8	2.9	0.6	0.16	0.5	0.40	3.5	6	12	5T	6T	11	4	15
Black	24	8	3	2	2	2	11	12.7	4.0	0.4	0.36	0.6	0.46	3.4	8	12	6	11	19	3T	18
LAKERS	265	57	26	18	22	9	122	240.6	43.0	18.0	7.23	13.7	4.11	97.3	69	138	52	69	107	51	162
OPPONENTS	265	61	36	17	23	13	132	240.6	46.5	24.7	7.52	12.6	5.59	106.9	72	153	56	67	108	48	173

TRANSACTIONS

- 6/25/15 Selected D'Angelo Russell with the 2nd pick, Larry Nance Jr. with the 27th pick, and Anthony Brown with the 34th pick in the 2015 NBA Draft.
- 7/9/15 Signed free agents Lou Williams and Brandon Bass.
Acquired Roy Hibbert from the Indiana Pacers in exchange for a future second round pick.
- 8/13/15 Signed free agent Jonathan Holmes.
- 8/25/15 Signed free agent Michael Frazier II.
- 9/9/15 Signed free agent Marcelo Huertas.
- 9/14/15 Signed free agent Robert Upshaw.
- 9/24/15 Signed free agent Metta World Peace.
- 10/20/15 Waived Michael Frazier II and Robert Upshaw.
- 10/23/15 Waived Jonathan Holmes.
- 10/26/15 Waived Jabari Brown.

D-LEAGUE TRANSACTIONS

- Assigned Anthony Brown (11/17, 11/18, 11/19, 11/21, 11/26, 12/13, 1/2).
- Recalled Anthony Brown (11/18, 11/19, 11/21, 11/22, 11/29, 12/13, 1/2).
- Assigned Tarik Black (12/13, 12/17, 12/18, 1/2, 1/8, 1/30).
- Recalled Tarik Black (12/13, 12/18, 12/23, 1/2, 1/11, 1/30).
- Assigned Ryan Kelly (12/13, 12/17, 12/18, 1/2, 1/8).
- Recalled Ryan Kelly (12/13, 12/18, 12/23, 1/2, 1/11).



2015-16 HOME & ROAD STATISTICS



2015-16 LAKERS REGULAR SEASON HOME STATISTICS (12-29)

PLAYER				- FIELD GOALS -			- 3-POINT FG -			- FREE THROWS -			- REBOUNDS -			AST	PF	DQ	STL	TO	BLK	PTS	AVG
	G	GS	MIN	FG	FGA	PCT	FG	FGA	PCT	FT	FTA	PCT	OFF	DEF	TOT								
Bryant	30	30	853	197	524	.376	62	203	.305	104	125	.832	19	92	111	96	59	0	33	53	6	560	18.7
Williams	32	17	895	135	336	.402	51	167	.305	192	228	.842	11	68	79	79	44	1	27	48	12	513	16.0
Clarkson	40	40	1309	237	564	.420	56	171	.327	91	114	.798	45	112	157	103	79	0	49	62	4	621	15.5
Russell	39	23	1073	180	451	.399	58	175	.331	76	103	.738	19	117	136	127	65	0	41	98	5	494	12.7
Randle	40	31	1149	192	436	.440	4	17	.235	95	127	.748	85	357	442	74	119	2	30	66	16	483	12.1
Bass	35	0	733	93	177	.525	0	1	.000	74	90	.822	59	93	152	46	61	0	11	23	32	260	7.4
Young	25	2	511	51	167	.305	33	105	.314	28	36	.778	9	42	51	17	31	0	13	16	4	163	6.5
Hibbert	41	41	924	101	211	.479	0	0	---	57	73	.781	64	129	193	49	127	2	15	31	53	259	6.3
Nance	31	10	697	87	173	.503	0	6	.000	15	23	.652	68	121	189	23	68	0	27	23	14	189	6.1
A. Brown	15	9	389	26	83	.313	10	45	.222	9	12	.750	5	40	45	13	18	0	8	7	4	71	4.7
Huertas	31	0	486	57	135	.422	6	33	.182	12	13	.923	11	42	53	110	42	0	11	48	6	132	4.3
Sacre	9	0	130	16	29	.552	0	0	---	4	6	.667	13	17	30	7	10	0	1	6	5	36	4.0
Kelly	21	0	264	28	83	.337	2	22	.091	18	27	.667	11	60	71	10	26	0	5	7	4	76	3.6
World Peace	16	2	259	15	73	.205	6	35	.171	20	28	.714	13	21	34	12	37	1	11	6	2	56	3.5
Black	18	0	192	24	40	.600	0	0	---	8	18	.444	12	48	60	10	29	0	5	14	10	56	3.1
TEAM	41	-	9865	1439	3482	.413	288	980	.294	803	1023	.785	444	1359	1803	776	815	6	287	540	177	3969	96.8
OPPONENTS	41	-	9865	1610	3487	.462	311	970	.321	692	938	.738	432	1445	1877	991	818	5	300	525	245	4223	103.0

PLAYER	- SINGLE-GAME HIGHS -							- AVERAGE PER GAME -							- AVERAGE PER 48 MINUTES -						
	MIN	REB	AST	ST	TO	BL	PTS	MIN	REB	AST	STL	TO	BLK	PTS	REB	AST	PF	STL	TO	BLK	PTS
TEAM	265	54	26	12	22	9	119	240.6	44.0	18.9	7.00	13.2	4.32	96.8	43.9	18.9	19.8	6.98	13.1	4.31	96.6
OPPONENTS	265	61	36	17	20	13	120	240.6	45.8	24.2	7.32	12.8	5.98	103.0	45.7	24.1	19.9	7.30	12.8	5.96	102.7

2015-16 LAKERS REGULAR SEASON ROAD STATISTICS (5-36)

PLAYER				- FIELD GOALS -			- 3-POINT FG -			- FREE THROWS -			- REBOUNDS -			AST	PF	DQ	STL	TO	BLK	PTS	AVG
	G	GS	MIN	FG	FGA	PCT	FG	FGA	PCT	FT	FTA	PCT	OFF	DEF	TOT								
Bryant	36	36	1010	201	589	.341	71	264	.269	128	156	.821	22	114	136	88	56	0	29	76	7	601	16.7
Clarkson	39	39	1243	238	534	.446	55	149	.369	73	90	.811	48	108	156	89	89	1	39	73	3	604	15.5
Williams	35	18	1011	148	357	.415	59	153	.386	160	196	.816	20	70	90	88	63	0	35	59	7	515	14.7
Russell	41	25	1187	212	505	.420	72	195	.369	64	87	.736	28	110	138	139	77	0	52	98	8	560	13.7
Randle	41	29	1137	166	399	.416	6	19	.316	98	143	.685	87	300	387	70	123	0	23	83	13	436	10.6
Young	29	0	522	75	205	.366	44	132	.333	35	40	.875	5	41	46	17	19	0	10	14	3	229	7.9
Bass	31	0	609	81	140	.579	0	1	.000	51	58	.879	45	88	133	28	64	1	22	19	23	213	6.9
World Peace	19	3	331	40	104	.385	20	49	.408	20	29	.690	6	49	55	15	30	0	11	9	9	120	6.3
Hibbert	40	40	954	81	200	.405	0	2	.000	60	72	.833	68	137	205	46	125	1	17	45	57	222	5.6
Kelly	15	0	206	27	66	.409	3	15	.200	19	27	.704	10	40	50	10	13	0	8	11	6	76	5.1
Nance	32	12	569	71	127	.559	1	4	.250	17	24	.708	33	90	123	21	56	0	27	18	9	160	5.0
Huertas	22	0	382	40	95	.421	10	28	.357	15	16	.938	7	30	37	72	34	0	15	32	1	105	4.8
Black	21	0	304	33	64	.516	0	0	---	11	27	.407	32	65	97	6	49	0	9	8	8	77	3.7
Sacre	16	1	190	15	46	.326	0	0	---	21	32	.656	19	23	42	7	33	1	3	6	5	51	3.2
A. Brown	14	2	210	13	43	.302	10	25	.400	8	8	1.000	4	21	25	6	16	0	6	8	1	44	3.1
TEAM	41	-	9865	1441	3474	.415	351	1036	.339	780	1005	.776	434	1286	1720	702	847	4	306	584	160	4013	97.9
OPPONENTS	41	-	9865	1713	3536	.484	389	1046	.372	728	1004	.725	465	1470	1935	1031	755	0	317	512	213	4543	110.8

PLAYER	- SINGLE-GAME HIGHS -							- AVERAGE PER GAME -							- AVERAGE PER 48 MINUTES -						
	MIN	REB	AST	ST	TO	BL	PTS	MIN	REB	AST	STL	TO	BLK	PTS	REB	AST	PF	STL	TO	BLK	PTS
TEAM	265	57	25	18	22	9	122	240.6	42.0	17.1	7.46	14.2	3.90	97.9	41.8	17.1	20.6	7.44	14.2	3.89	97.6
OPPONENTS	265	61	32	16	23	11	132	240.6	47.2	25.1	7.73	12.5	5.20	110.8	47.1	25.1	18.4	7.71	12.5	5.18	110.5





LAKERS 2015-16 KEY DATES

2015-16 LOS ANGELES LAKERS KEY DATES

October 30 at Sacramento: Kobe Bryant passed former teammate Shaquille O'Neal for 5th place on the NBA's all-time list for made field goals (11,331) with his second made basket of the game.

November 1 vs. Dallas: Julius Randle had 22 points, 15 rebounds, four assists, and four steals to lead the Lakers in all categories in just his fourth career game.

November 29 vs. Indiana: Hours before the game, Kobe Bryant announced in a self-penned letter/poem that after 20 seasons with the Lakers, he planned to retire at the conclusion of the season.

December 1 at Philadelphia: In Kobe Bryant's final game in his hometown after announcing his intentions to retire after the season two days earlier, Bryant received a standing ovation and opened the game with 13 first quarter points, including hitting three three-pointers.

December 25 vs. L.A. Clippers: In their 42nd Christmas Day game in franchise history, the Lakers fell for the 21st time on the holiday, evening their all-time record at 21-21. Kobe Bryant played in his record 16th Christmas game.

December 28 at Charlotte: The largest crowd in Time Warner Cable Arena History (19,632 fans in attendance) watched Kobe Bryant play his final game against the Hornets in Charlotte, the organization that drafted him in 1996.

December 30 at Boston: What normally would entail predominately 'boos' and 'jeers' turned into a mixture of 'boos' and 'cheers' with Kobe Bryant playing in Boston for the final time of his career. Bryant rose to the occasion, posting a 15-point, 11-rebound double-double that included a clutch three-pointer with 1:40 remaining, ultimately helping seize a victory. He was even praised with 'Ko-be Bryant' chants in the TD Garden late as he posted his first double-double of the season and 175th of his career. Lakers youngsters Jordan Clarkson (24 points), Julius Randle (15 points, 12 rebounds) and D'Angelo Russell (16 points, six rebounds) all helped guide L.A. as well.

January 3 vs. Phoenix: L.A. used their best defensive effort of the season to win their third straight game, the first three-game winning streak since February 22-27 of the previous season. The Lakers held the Suns to the fewest first quarter (10), second quarter (12), first half (22), points through three quarters (51), and total points (77) of the season. Additionally, the 22 first half points allowed to Phoenix were just three shy of the NBA record-low for points in a first half in the shot clock era. The Lakers led by as many as 38 points, the largest lead of the season.

January 8 vs. Oklahoma City: Lou Williams erupted for a career-high 44 points, going 12-25 from the field (tying a career-high for FGM) as well as a perfect 15-15 from the free throw line, and scoring 23 of his 30 second half points in the fourth quarter. He became the first Laker to score 40+ points in a game since Kobe Bryant scored 44 points 11/16/14 at GSW and one of two Lakers since November 2014 to have multiple games of making 15+ free throws without missing at attempt. The Lakers as a team also set a season-high for free throw percentage, making 96% (24-25 FT) of their attempts.

January 17 vs. Houston: Kobe Bryant claimed a little more history in the final stretch of his playing career, passing Jerry West for 2nd place on the Lakers career assist list and 28th on the all-time NBA list on a pass to Lou Williams in the first quarter.

February 21 at Chicago: Introduced to the United Center crowd for a final time by former teammate Pau Gasol, Kobe Bryant began and ended the game to a standing ovation from the 23,143 in attendance.

March 1 vs. Brooklyn: D'Angelo Russell had a historic rookie performance, setting career-highs with 39 points, 14 made field goals, and eight three-pointers, becoming just the third Laker in franchise history and first since Elgin Baylor on 3/11/59 to score at least 39 points in a game.

March 6 vs. Golden State: The Lakers staged one of the biggest regular season upsets in NBA history, overcoming the largest winning percentage disparity between the winning and losing teams 55 or more games into a season, as the Lakers dropped the Warriors to 55-6 on the season with the loss.

March 25 vs. Denver: Julius Randle notched the first triple-double of his NBA career with 13 points, 18 rebounds and a career-high 10 assists.

March 30 vs. Miami: The Lakers prevailed in their second overtime game of the year, beating the Heat on a Julius Randle 8' jumper with :01.9 seconds remaining.

April 3 vs. Boston: In his final game against the Boston Celtics, Kobe Bryant turned in a vintage performance, leading all scorers with 34 points, his fourth 30+ point effort of the season. Another Laker great, head athletic trainer Gary Vitti, who announced his retirement following the season after 32 years and over 3,000 preseason, regular season, and postseason games with the franchise, was honored at midcourt after the first quarter and received a standing ovation from the sellout crowd of 18,977 in attendance.

April 13 vs. Utah: After 20 seasons and 1,566 combined regular season and playoff games, Kobe Bryant concluded his Hall-of-Fame career in fitting fashion: scoring 60 points on 50 shots and willing the Lakers to victory. His final moments as a professional basketball player saw Bryant score 15 of the team's final 17 points in the closing 3:05, and set the mark for most points scored by a player in the NBA this season (and most overall since LeBron James hit for 61 on 3/3/14 vs. CHA). The 60 points marked the fifth-most in his career, and set the record for most points scored by a player 37-years-old or older, surpassing Michael Jordan's 51 points in 2001 and Kareem Abdul-Jabbar's 46 in 1986. The scoring total was the most by a player in their final game, far outpacing Jordan Crawford's 41 points on the final day of the 2014 season, and Bryant likely became the first Hall-of-Famer to score more than 30 points in their finale. The night began with Magic Johnson addressing Kobe and Athletic Trainer Gary Vitti (also retiring after 32 years with the team – the longest tenure in Lakers history) to the sellout crowd, and ended with Bryant speaking to the 18,977 in attendance alone on the midcourt logo as current and former teammates and coaches gathered around him. As a team, the Lakers closed the game on a 15-0 run, their longest run of the season, and scored a season-high 60 points in the paint on 30-49 shooting.



BREAKDOWN



RECORDS

	RECORD	HOME	ROAD	OT
OVERALL	17-65	12-29	5-36	1-1
Atlantic	4-6	2-3	2-3	
Central	2-8	2-3	0-5	
Southeast	3-7	2-3	1-4	1-0
EASTERN	9-21	6-9	3-12	1-0
Southwest	3-15	2-7	1-8	
Northwest	3-15	2-7	1-8	0-1
Pacific	2-14	2-6	0-8	
WESTERN	8-44	6-20	2-24	0-1

HOME ATTENDANCE

	TOTAL	AVERAGE	HIGH
Overall	778,877	18,997	18,997
Games	41		
Sellouts	41		

RECORD VS. .500 TEAMS

+ .500 TEAMS	- .500 TEAMS
5-37	12-27

AT START OF:

	OVERALL	HOME	ROAD
2nd Quarter			
Ahead:	7-10	6-5	1-5
Behind:	8-54	4-24	4-30
Tied:	2-1	2-0	0-1
3rd Quarter			
Ahead:	11-6	7-3	4-3
Behind:	6-57	5-26	1-31
Tied:	0-2	0-0	0-2
4th Quarter			
Ahead:	13-3	8-2	5-1
Behind:	2-61	2-27	0-34
Tied:	2-1	2-0	0-1

RECORD WHEN SCORING +/- 100

	+ 100	- 100
Offense	12-22	5-43
Defense	7-56	10-9

POINT DIFFERENTIALS

	1	2	3	4	5	6	7	8	9	10	11
Won by	-	1	1	4	1	2	1	1	2	-	-
Lost by	2	3	2	4	1	1	2	3	3	5	4
	12	13	14	15	16	17	18	19	20	21	22
Won by	-	-	-	-	-	1	1	-	1	-	-
Lost by	6	4	1	-	1	2	3	3	3	1	2
	23	24	25	26	27	28	29	30	31	32	33
Won by	-	-	-	-	-	-	-	-	-	-	-
Lost by	1	-	-	-	1	-	-	-	-	-	1
	34	35	36	37	38	39	40	41	42	43	44+
Won by	-	-	-	-	-	-	-	-	-	-	-
Lost by	1	1	-	-	-	-	1	-	-	-	1

BY FIELD GOAL PERCENTAGE

	OVERALL	HOME	ROAD
-44%	6-51	4-23	2-28
45-49%	9-11	6-5	3-6
50-54%	2-3	2-1	0-2
55-59%	0-0	0-0	0-0
+60%	0-0	0-0	0-0

RECORDS BY MONTH

Month	W-L	PCT
October	0-2	.000
November	2-12	.143
December	4-13	.235
January	3-14	.176
February	2-8	.200
March	5-10	.333
April	1-6	.143
TOTALS	17-65	.207

STREAKS

	OVERALL	HOME	ROAD
Long Win	3	2	1
Long Loss	10	6	13





GAME-BY-GAME

2015-16 LAKERS GAME-BY-GAME

Date	Opponent	W-L	Score	Home	Road	Record	High Scoring	High Rebounds	High Assists	Opponent Scoring	Atten.
Oct 28	MINNESOTA	L	111-112	0-1	0-0	0-1	Bryant-24	Randle-11	Hibbert-4	Rubio-28	18,997
Oct 30	@Sacramento	L	114-132	0-1	0-1	0-2	Clarkson-22	Kelly-6	Williams-5	Cousins/Rondo-21	17,391
Nov 1	DALLAS	L	93-103	0-2	0-1	0-3	Randle-22	Randle-15	Randle-4	Nowitzki-25	18,997
Nov 3	DENVER	L	109-120	0-3	0-1	0-4	Clarkson-30	Black-8	Russell-6	Faried-28	18,997
Nov 6	@Brooklyn	W	104-98	0-3	1-1	1-4	Bryant-18	Hibbert/Randle-7	4 players-3	Lopez-23	17,732
Nov 8	@New York	L	95-99	0-3	1-2	1-5	Bryant/Hibbert-18	Randle-11	Williams-5	Anthony-24	19,812
Nov 10	@Miami	L	88-101	0-3	1-3	1-6	Young-17	Black/Randle-7	3 players-4	Bosh-30	19,825
Nov 11	@Orlando	L	99-101	0-3	1-4	1-7	Hibbert-15	Randle-8	Clarkson/Huertas-5	Napier-22	18,846
Nov 13	@Dallas	L	82-90	0-3	1-5	1-8	Clarkson-21	Bass/Randle-10	Russell-5	Pachulia-18	20,260
Nov 15	DETROIT	W	97-85	1-3	1-5	2-8	Bryant/Clarkson-17	Bryant/Randle-8	Bryant-9	Dinwiddie/Drummond-17	18,997
Nov 16	@Phoenix	L	101-120	1-3	1-6	2-9	Clarkson-20	Hibbert-7	Hibbert-3	Knight-30	18,055
Nov 20	TORONTO	L	91-102	1-4	1-6	2-10	Randle-18	Randle-12	Bryant-5	Lowry-25	18,997
Nov 22	PORTLAND	L	93-107	1-5	1-6	2-11	Clarkson-19	Randle-13	Russell-6	Lillard-30	18,997
Nov 24	@Golden State	L	77-111	1-5	1-7	2-12	3 players-10	4 players-6	World Peace-3	Curry-24	19,596
Nov 28	@Portland	L	96-108	1-5	1-8	2-13	Bryant-21	Hibbert/Randle-6	Russell-5	Lillard-29	20,019
Nov 29	INDIANA	L	103-107	1-6	1-8	2-14	Clarkson/Young-22	Randle-12	Clarkson-6	George-39	18,997
Dec 1	@Philadelphia	L	91-103	1-6	1-9	2-15	Bryant-20	Randle-11	Russell-4	Covington-23	20,510
Dec 2	@Washington	W	108-104	1-6	2-9	3-15	Bryant-31	Randle-19	Williams-4	Wall-34	20,356
Dec 4	@Atlanta	L	87-100	1-6	2-10	3-16	Williams-18	Russell-10	Bryant-5	Horford-16	19,051
Dec 6	@Detroit	L	91-111	1-6	2-11	3-17	Williams-21	Randle-11	Huertas-4	Caldwell-Pope-22	20,228
Dec 7	@Toronto	L	93-102	1-6	2-12	3-18	Bryant-21	Randle-11	Bryant/Hibbert-4	Lowry-27	20,163
Dec 9	@Minnesota	L	122-123*	1-6	2-13	3-19	Russell-23	Randle-12	Williams-5	Martin-37	18,076
Dec 11	@San Antonio	L	87-109	1-6	2-14	3-20	Russell-24	Randle-7	Russell-6	Aldridge-24	18,418
Dec 12	@Houston	L	97-126	1-6	2-15	3-21	Bryant-25	Randle-10	Bryant-6	Harden-30	18,456
Dec 15	MILWAUKEE	W	113-95	2-6	2-15	4-21	Bryant-22	Randle-14	Russell-7	Carter-Williams-19	18,997
Dec 17	HOUSTON	L	87-107	2-7	2-15	4-22	Bryant-22	Randle-10	Russell-7	Harden-25	18,997
Dec 19	@Oklahoma City	L	78-118	2-7	2-16	4-23	Williams-20	Randle/Russell-7	Russell-5	Durant-22	18,203
Dec 22	@Denver	W	111-107	2-7	3-16	5-23	Bryant-31	Randle-10	Bryant/Williams-5	Barton-25	19,124
Dec 23	OKLAHOMA CITY	L	85-120	2-8	3-16	5-24	Bryant-19	Bass/Clarkson/Sacre-6	Huertas-4	Westbrook-23	18,997
Dec 25	L.A. CLIPPERS	L	84-94	2-9	3-16	5-25	Russell-16	Randle-8	Bryant/Clarkson-3	Paul-23	18,997
Dec 27	@Memphis	L	96-112	2-9	3-17	5-26	Bryant-19	Randle-13	3 players-3	Conley-19	18,119
Dec 28	@Charlotte	L	98-108	2-9	3-18	5-27	Bryant-20	Hibbert-8	Williams-7	Walker-38	19,632
Dec 30	@Boston	W	112-104	2-9	4-18	6-27	Clarkson-24	Randle-12	Randle-4	Thomas-24	18,624
Jan 1	PHILADELPHIA	W	93-84	3-9	4-18	7-27	Williams-24	Nance-14	Russell/Williams-5	Noel-15	18,997
Jan 3	PHOENIX	W	97-77	4-9	4-18	8-27	Williams-30	Nance-14	Clarkson-7	Knight-25	18,997
Jan 5	GOLDEN STATE	L	88-109	4-10	4-18	8-28	Clarkson-23	Randle-9	Huertas-5	K. Thompson-36	18,997
Jan 7	@Sacramento	L	115-118	4-10	4-19	8-29	Bryant-28	Randle-10	3 players-4	Cousins-29	17,386
Jan 8	OKLAHOMA CITY	L	113-117	4-11	4-19	8-30	Williams-44	Randle-8	Bryant-6	Westbrook-36	18,997
Jan 10	UTAH	L	74-86	4-12	4-19	8-31	Williams-18	Nance-11	Williams-6	Hayward-25	18,997
Jan 12	NEW ORLEANS	W	95-91	5-12	4-19	9-31	Williams-19	Randle-11	Williams-8	Evans-21	18,997
Jan 14	@Golden State	L	98-116	5-12	4-20	9-32	Clarkson-22	Randle-9	4 players-3	Curry-26	19,596
Jan 16	@Utah	L	82-109	5-12	4-21	9-33	Williams-20	A. Brown-7	Russell-4	Gobert-18	19,911
Jan 17	HOUSTON	L	95-112	5-13	4-21	9-34	Williams-20	Randle-11	Bryant-9	Harden-31	18,997
Jan 20	SACRAMENTO	L	93-112	5-14	4-21	9-35	Bass-18	Randle-12	Russell-5	Cousins-36	18,997
Jan 22	SAN ANTONIO	L	95-108	5-15	4-21	9-36	Russell-18	Randle-14	Bryant-6	Giinobili-20	18,997
Jan 23	@Portland	L	103-121	5-15	4-22	9-37	Russell-21	Randle-9	Clarkson/Williams-3	Lillard-36	19,728
Jan 26	DALLAS	L	90-92	5-16	4-22	9-38	Clarkson-18	Randle-11	Clarkson-7	Barea-18	18,997
Jan 28	CHICAGO	L	91-114	5-17	4-22	9-39	Clarkson-16	Randle-8	Clarkson/Russell-4	Butler-26	18,997
Jan 29	@L.A. Clipper	L	93-105	5-17	4-23	9-40	Randle-23	Randle-14	Russell-5	Paul-27	19,495
Jan 31	CHARLOTTE	L	82-101	5-18	4-23	9-41	Bryant-23	Randle-11	Bryant-3	K-Gilchrist/M. Williams-19	18,997
Feb 2	MINNESOTA	W	119-115	6-18	4-23	10-41	Bryant-38	Randle-12	Bryant-5	Wiggins-30	18,997
Feb 4	@New Orleans	W	99-96	6-18	5-23	11-41	Bryant-27	Bryant-12	Randle/Russell-3	Davis-39	18,420
Feb 6	@San Antonio	L	102-106	6-18	5-24	11-42	Bryant-25	Randle-16	4 players-4	Aldridge-26	18,418
Feb 8	@Indiana	L	87-89	6-18	5-25	11-43	Bryant-19	Randle-19	Russell-5	George-21	18,165
Feb 10	@Cleveland	L	111-120	6-18	5-26	11-44	Williams-28	Randle-8	Clarkson-7	Irving-35	20,562
Feb 19	SAN ANTONIO	L	113-119	6-19	5-26	11-45	Bryant-25	Randle-15	Clarkson-6	Parker-25	18,997
Feb 21	@Chicago	L	115-126	6-19	5-27	11-46	Bryant/Randle-22	Randle-12	Russell-6	Moore/Rose-24	23,143
Feb 22	@Milwaukee	L	101-108	6-19	5-28	11-47	Young-19	Randle-7	Russell/Williams-4	Antetokounmpo-27	18,717
Feb 24	@Memphis	L	119-128	6-19	5-29	11-48	Clarkson-28	Randle-14	Russell-8	Barnes-25	18,119
Feb 26	MEMPHIS	L	95-112	6-20	5-29	11-49	Russell-22	Randle-7	Russell/Williams-3	Hairston-21	18,997
Mar 1	BROOKLYN	W	107-101	7-20	5-29	12-49	Russell-39	Randle-13	Clarkson-7	Lopez-23	18,997
Mar 2	@Denver	L	107-117	7-20	5-30	12-50	Russell-24	Black/Randle-7	Huertas-8	Augustin-26	20,096
Mar 4	ATLANTA	L	77-106	7-21	5-30	12-51	Randle-16	Randle-10	Russell-5	Schroder-16	18,997
Mar 6	GOLDEN STATE	W	112-95	8-21	5-30	13-51	Clarkson-25	Randle-14	Huertas-9	Curry-18	18,997
Mar 8	ORLANDO	W	107-98	9-21	5-30	14-51	Russell-27	Randle-11	Huertas-5	Oladipo-26	18,997
Mar 10	CLEVELAND	L	108-120	9-22	5-30	14-52	Bryant-26	Randle-9	Huertas/Russell-5	Irving-26	18,997
Mar 13	NEW YORK	L	87-90	9-23	5-30	14-53	Williams-15	Randle-8	Williams-5	Anthony-26	18,997
Mar 15	SACRAMENTO	L	98-106	9-24	5-30	14-54	Williams-17	Randle-11	Huertas-6	Collison/Cousins-22	18,997
Mar 18	PHOENIX	L	90-95	9-25	5-30	14-55	Williams-30	Kelly/Randle-9	Huertas-10	Knight-22	18,997
Mar 22	MEMPHIS	W	107-100	10-25	5-30	15-55	Clarkson-22	Randle-14	Huertas-7	Allen-27	18,997
Mar 23	@Phoenix	L	107-119	10-25	5-31	15-56	Randle-19	Randle-15	Williams-5	Booker-28	18,191
Mar 25	DENVER	L	105-116	10-26	5-31	15-57	Bryant-28	Randle-18	Randle-10	Augustin-20	18,997
Mar 27	WASHINGTON	L	88-101	10-27	5-31	15-58	Russell-22	Bass/Nance/Randle-7	3 players-3	Wall-22	18,997
Mar 28	@Utah	L	75-123	10-27	5-32	15-59	Williams-16	Clarkson-8	3 players-2	Hood-30	19,911
Mar 30	MIAMI	W	102-100*	11-27	5-32	16-59	Clarkson-26	Randle-14	Huertas-4	Wade-26	18,997
Apr 3	BOSTON	L	100-107	11-28	5-32	16-60	Bryant-34	Randle-10	Russell-6	Thomas-26	18,997
Apr 5	@L.A. Clipper	L	81-103	11-28	5-33	16-61	World Peace-17	Randle-12	Huertas/Randle-4	Paul-25	19,537
Apr 6	L.A. CLIPPERS	L	81-91	11-29	5-33	16-62	Bryant-17	Randle-20	Huertas-5	Jordan/Redick-15	18,997
Apr 8	@New Orleans	L	102-110	11-29	5-34	16-63	Russell-32	Hibbert-6	Randle-6	Ajijca-28	18,607
Apr 10	@Houston	L	110-130	11-29	5-35	16-64	Bryant-35	Clarkson-8	Huertas-7	Harden-40	18,442
Apr 11	@Oklahoma City	L	79-112	11-29	5-36	16-65	Bryant-13	Randle-13	Huertas-5	Durant-34	18,203
Apr 13	UTAH	W	101-96	12-29	5-36	17-65	Bryant-60	Randle-9	Huertas-6	Lyles-18	18,997

* indicates number of overtime periods



2015-16 MISCELLANEOUS STATISTICS



STARTING LINEUPS

Lineup #	GAME #	GUARD	GUARD	FORWARD	FORWARD	CENTER	RECORD	WINNING %
1	1-6, 9-10, 12-20, 57-59, 62, 64, 66-67, 70-82	Russell	Clarkson	Bryant	Randle	Hibbert	7-30	.189
2	7-8, 11, 68-69	Russell	Clarkson	World Peace	Randle	Hibbert	0-5	.000
3	21-22, 25-26, 28-33, 37-38, 40-42	Clarkson	Williams	Bryant	Nance Jr.	Hibbert	4-11	.267
4	23-24	Russell	Williams	Bryant	Nance Jr.	Hibbert	0-2	.000
5	27, 34-36, 39	Clarkson	Williams	Brown	Nance Jr.	Hibbert	2-3	.400
6	43-46, 50-53, 55-56	Clarkson	Williams	Bryant	Randle	Hibbert	2-8	.200
7	47, 49	Clarkson	Williams	Brown	Randle	Hibbert	0-2	.000
8	48	Clarkson	Bryant	Brown	Randle	Hibbert	0-1	.000
9	54	Clarkson	Williams	Bryant	Randle	Sacre	0-1	.000
10	60-61	Russell	Clarkson	Brown	Randle	Hibbert	1-1	.500
11	63	Russell	Young	Brown	Randle	Hibbert	0-1	.000
12	65	Russell	Clarkson	Young	Randle	Hibbert	1-0	1.000

INDIVIDUAL GAME LEADERS / DOUBLE-FIGURE GAMES

(TIED FOR TEAM LEAD)

	POINTS					10+ REB	10+ AST	DBL/DBL	TRIP/DLB	PTS	TEAM LEADER					MIN
	10-19	20-29	30-39	40+							REB	AST	STL	BLK	+/-	
Brandon Bass	19				1					1	3 (3)	2 (2)	8 (5)	23 (12)	7 (2)	1
Tarik Black	1										4 (3)	3 (3)	7 (5)	12 (4)		
Anthony Brown	2										1		3 (3)	2 (2)	5 (3)	4
Kobe Bryant	32	17	5	1	2		2			31 (3)	3 (2)	17 (8)	13 (8)	5 (5)	2	5
Jordan Clarkson	50	19	1		1		1			15 (2)	3 (1)	16 (10)	22 (11)	2 (2)	7 (1)	37
Roy Hibbert	14			4			3			2 (1)	6 (3)	3 (1)	9 (7)	42 (14)	3	1
Marcelo Huertas	3					1						20 (6)	6 (5)	2	14 (9)	
Ryan Kelly	4										2 (1)		3 (1)		8 (4)	
Larry Nance Jr.	9				5		3			1 (1)	4 (1)		11 (5)	9 (6)	12 (1)	
Julius Randle	46	6			46	1	34	1		7 (2)	68 (10)	9 (5)	10 (6)	11 (9)	5 (2)	9
D'Angelo Russell	40	11	2		1		1			11	2 (1)	28 (11)	23 (10)	8 (7)	4 (1)	12
Robert Sacre	3										1 (1)			3 (2)	7 (3)	
Lou Williams	41	13	2	1						16 (1)		17 (8)	15 (10)	4 (3)	4 (1)	13
Metta World Peace	4									1		7 (6)	4 (3)		7	
Nick Young	18	1								3 (1)			4 (2)	1	5 (1)	

GAMES MISSED (INJURY / ILLNESS / SUSPENSION / INACTIVE)

Player	Reason	Dates Out	Games	W/L	Player	Reason	Dates Out	Games	W/L
Bass	Corneal abrasion, right eye	1/10, 3/15	2	0-2	Nance Jr.	Tendonitis, right knee*	10/28	1	0-1
	Sore right foot	1/14-1/16	2	0-2		Inactive*	10/30-11/1	2	0-2
Black	Inactive*		4			Sore right knee*	1/17-1/23, 1/31-2/10, 3/2, 4/5	12	2-10
		12/2-1/1, 1/8-1/10, 1/29-1/31	21	5-16	Randle	Sore right knee	3/22	1	1-0
			21					16	
			19	3-16		Sprained left ankle	12/23	1	0-1
Brown	Inactive*	11/3-11/8, 11/13-11/15, 11/20-12/9, 2/19-2/22	19	3-16	Russell	Sore throat*	1/5	1	0-1
			1	0-1		Sprained right ankle	1/10	1	0-1
	Sprained right ankle*	2/10	1	0-1	Sacre	Inactive*	11/1-11/24, 12/1, 1/3, 1/7, 1/12-1/16, 1/28, 2/24, 3/13	21	4-16
	Stress reaction, right foot*	3/6-4/13	19	5-14				2	
Bryant	Sore back*	11/10-11/11	2	0-2		Personal Reasons	3/10	1	0-1
	Rest*	11/16	1	0-1	Williams	Personal Reasons*	11/28-11/29	2	0-2
	Sore right shoulder	12/19, 3/8	2	1-1		Upper respiratory infection*	1/28	1	0-1
	Sore right shoulder*	1/1-1/5, 1/26, 1/29, 2/26-3/1, 3/4, 3/15-3/18	10	3-7		Mild left hamstring strain*	3/2-3/10	5	2-3
	Right Achilles strain	1/10	1	0-1	World Peace	Inactive*	10/28-10/30, 12/15-12/17, 12/27-12/30	24	7-17
Clarkson	Sprained right ankle*	12/11-12/12	2	0-2			1/7, 1/12, 1/17-1/26		
	Patella tendon strain*	3/4	1	0-1			2/2-2/6, 2/19-3/1, 3/30	24	
Hibbert	Sprained left ankle*	2/8	1	0-1	Young	Gastroenteritis*	12/23, 3/27-3/28	3	0-3
			1			Inactive*	4/3, 4/6-4/13	6	1-5
Kelly	Inactive*	12/19-12/22, 1/8-1/10	4	1-3				9	
	Sore neck	12/25	1	0-1					
	Sprained left wrist*	3/22-3/25	3	1-2					
TOTAL GAMES MISSED DUE TO INJURY:			73						

*Indicates placement on the INACTIVE list
#All statistics for games with Lakers ONLY





2015-16 MISCELLANEOUS STATISTICS / HIGH-LOW

LAKERS SITUATIONAL RECORDS

When Lakers are ahead (or tied) after one quarter	9-11
When Lakers are behind after one quarter	8-54
When Lakers are ahead (or tied) at halftime	11-8
When Lakers are behind at halftime	6-57
When Lakers are ahead (or tied) after three quarters	15-4
When Lakers are behind after three quarters	2-61
When Lakers rebound (or equal) their opponent	11-18
When opponents rebound Lakers	6-47
When 5 Lakers score in double-figures	5-17
When 6 Lakers score in double-figures	3-12
When 7 Lakers score in double-figures	2-0
When 8 Lakers score in double-figures	0-0
Lakers record in games decided by 10 or more points	4-44
Lakers record in games decided by 7-9 points	4-8
Lakers record in games decided by 4-6 points	7-6
Lakers record in games decided by 3 or fewer points	2-7

When Lakers have more (or equal) assists than opponent	4-6
When Lakers have fewer assists than opponent	13-59
When Lakers have more turnovers than opponent	7-37
When Lakers have fewer (or equal) turnovers than opponent	10-28
When Lakers shoot more (or equal) free throws than opponent	12-38
When Lakers shoot fewer free throws than opponent	5-27
When Lakers score 100 or more points	12-22
When Lakers score under 100 points	5-43
When opponent scores 100 or more points	7-56
When opponent scores under 100 points	10-9
When Lakers' reserves outscore (or equal) opponent's reserves	7-26
When opponent's reserves outscore Lakers' reserves	10-39
When Lakers shoot .500 or better from the floor	2-3
When Lakers hold opponent under .400 from the floor	3-6
When all five Lakers starters score in double-figures	0-0

LAKERS SINGLE-GAME HIGHS / LOWS

	HIGH		LOW		
Points	122 @ MIN 12/9	74 vs. UTA 1/10			
Win Margin	20 vs. PHX 1/3	2 vs. MIA 3/30			
FG Made	48 @ MIN 12/9	23 @ OKC 4/11			
FGA	102 vs. MIA 3/30	69 @ POR 1/23			
FG % Game	.539 @ SAC 1/7	.284 @ OKC 4/11			
FG % (Qtr.)	.737* vs. HOU 1/17	.100 vs. IND 11/29			
FG % (Half)	.600* @ SAC 1/7	.224 vs. IND 11/29			
3-Pt. FG	17 @ MEM 2/24	3* vs. NYK 3/13			
3-Pt. FGA	39 @ MEM 2/24	13 @ LAC 1/29			
3-Pt. FG %	.500 @ MIA 11/10	.143 vs. UTA 1/10			
FT	33 @ MIL 2/22	6 @ SAS 12/11			
FTA	43 @ MIL 2/22	10 @ SAS 12/11			
FT %	.960 vs. OKC 1/8	.520 vs. LAC 12/25			
Offensive Reb.	19 vs. MIA 3/30	3 vs. HOU 1/17			
Defensive Reb.	45 vs. PHX 1/3	23 vs. OKC 12/23			
Rebounds	57 @ DAL 11/13	30 @ POR 1/23			
Rebounds (Qtr.)	18* vs. BOS 4/3	5* @ LAC 4/5			
Rebounds (Half)	31* @ GSW 1/14	12* at DEN 3/2			
Assists	26* vs. PHX 1/3	11* @ LAC 4/5			
Assists (Qtr.)	11 vs. HOU 1/17	0* vs. NYK 3/13			
Assists (Half)	15* @ HOU 4/10	3 @ DET 12/6			
Steals	18 @ WAS 12/2	2* vs. POR 11/22			
Steals (Qtr.)	7 @ ATL 12/4	0* vs. UTA 4/13			
Steals (Half)	10* @ ATL 12/4	0* @ DET 12/6			
Blocks	9* vs. DAL 11/1	0* vs. WAS 3/27			
Blocks (Qtr.)	6 @ SAC 10/30	0* vs. UTA 4/13			
Blocks (Half)	6* @ MIA 11/10	0* @ OKC 4/11			
Turnovers	22* vs. MEM 3/22	7 @ MEM 2/24			

OPP. SINGLE-GAME HIGHS / LOWS

	HIGH		LOW		
Points	132 @ SAC 10/30	77 vs. PHX 1/3			
Win Margin	48 @ UTA 3/28	1* @ MIN 12/9			
FG Made	52 @ SAC 10/30	30 @ DAL 11/13			
FGA	101 @ SAC 10/30	68 vs. ATL 3/4			
FG % Game	.575 vs. MIN 2/2	.360* vs. PHX 3/18			
FG % (Qtr.)	.750 @ LAC 4/5	.160 vs. PHX 1/3			
FG % (Half)	.675 @ GSW 1/14	.196 vs. PHX 1/3			
3-Pt. FG	17* @ HOU 4/10	3* vs. MIA 3/30			
3-Pt. FGA	41 @ HOU 4/10	13 vs. MIL 12/15			
3-Pt. FG %	.684 @ CHI 2/21	.133 vs. GSW 3/6			
FT	31 vs. MIN 10/28	7 vs. PHX 1/3			
FTA	42 vs. HOU 12/17	9 vs. PHX 1/3			
FT %	.962 @ CHI 2/21	.533 vs. DET 11/15			
Offensive Reb.	23* vs. HOU 12/17	3 vs. ATL 3/4			
Defensive Reb.	45* @ IND 2/8	20 vs. MEM 3/22			
Rebounds	61* vs. OKC 12/23	33* vs. MEM 3/22			
Rebounds (Qtr.)	22 vs. OKC 12/23	4* vs. ORL 3/8			
Rebounds (Half)	37 vs. OKC 12/23	11 vs. ORL 3/8			
Assists	36 vs. MIN 2/2	13 @ IND 2/8			
Assists (Qtr.)	13* @ MIL 2/22	0 vs. PHX 1/3			
Assists (Half)	21 vs. MIN 2/2	2 vs. PHX 1/3			
Steals	17 vs. SAC 3/15	2* @ CHI 2/21			
Steals (Qtr.)	7* vs. SAC 3/15	0* vs. BOS 4/3			
Steals (Half)	10 vs. SAC 3/15	0* @ CHI 2/21			
Blocks	13* vs. MIA 3/30	1* vs. UTA 4/13			
Blocks (Qtr.)	6* vs. HOU 12/17	0* vs. UTA 4/13			
Blocks (Half)	10 vs. SAS 1/22	0* vs. UTA 4/13			
Turnovers	23 @ WAS 12/2	6 vs. DAL 1/26			

LAKERS HIGH/LOW QUARTER/HALF

	HIGHS		LOWS		
	PTS OPP.	DATE	PTS OPP.	DATE	
1st Quarter	36* vs. HOU 1/17		11* vs. NYK 3/13		
2nd Quarter	39 vs. MIN 2/2		10 vs. PHX 3/18		
1st Half	66 vs. MIN 2/2		30 vs. UTA 1/10		
3rd Quarter	39 vs. ORL 3/8		13* vs. GSW 1/5		
Thru 3	95 vs. MIN 10/28		50 vs. UTA 1/10		
4th Quarter	38* vs. SAS 2/19		12 vs. DAL 1/26		
2nd Half	68 vs. IND 11/29		31 at OKC 4/11		
Overtime	15 vs. MIA 3/30		8 at MIN 12/9		
2nd Overtime	-	-	-	-	-

OPPONENTS HIGH/LOW QUARTER/HALF

	HIGHS		LOWS		
	PTS OPP.	DATE	PTS OPP.	DATE	
1st Quarter	40 at SAC 10/30		10 vs. PHX 1/3		
2nd Quarter	37 vs. CHA 1/31		12 vs. PHX 1/3		
1st Half	74 at SAC 10/30		22 vs. PHX 1/3		
3rd Quarter	39 at POR 1/23		16* at DEN 12/22		
Thru 3	102* at SAC 1/7		51 vs. PHX 1/3		
4th Quarter	42 at HOU 4/10		9 vs. LAC 12/25		
2nd Half	75 at HOU 4/10		34 vs. LAC 12/25		
Overtime	13 vs. MIA 3/30		9 at MIN 12/9		
2nd Overtime	-	-	-	-	-

* multiple times (most recent listed)



OPPONENTS

LAKERS

14

OFFICIAL GAME BALL
@NBA



Adam Silver
COMMISSIONER

© 2022 748787

**Denver Nuggets**

1000 Chopper Circle, Denver, CO 80204
phone: (303) 405-1100 / www.nuggets.com

BASKETBALL DIRECTORY / GENERAL INFORMATION

Owner: E. Stanley Kroenke
President & Governor: Josh Kroenke
General Manager & Executive VP, Basketball Operations: Tim Connelly
Head Coach: Michael Malone
Assistant Coaches: Wes Unseld Jr., Micah Nori, Jordi Fernandez, Ryan Bowen, Chris Finch
Player Development Coaches: John Beckett, Stephen Graham, Ognjen Stojakovic
Head Athletic Trainer: Dan Shimensky
Media Relations Director: Tim Gelt
Media Relations Manager: Nick O'Hayre
Home Court: Pepsi Center (19,718) - opened in 1999
Colors: Light Blue, Dark Blue and Yellow
Radio: Altitude Radio Network - Jason Kosmicki
Television: Altitude Sports & Entertainment - Chris Marlowe, Scott Hastings

**FRANCHISE TIMELINE**

Denver Nuggets (founded 1967-68)

ALL-TIME WIN / LOSS

	Home	Away	Neutral	Overall
Lakers vs. Nuggets	56-25	46-39	-	101-64

2015-16 RESULTS

11/3/15	vs. Denver	109-120 (L)
12/22/15	@ Denver	111-107 (W)
3/2/16	@ Denver	117-107 (W)
3/25/16	vs. Denver	105-116 (L)

2016-17 MEETINGS

1/17/17	vs. Denver	7:30 pm	
1/31/17	vs. Denver	7:30 pm	
3/13/17	@ Denver	7:30 pm	(TNT)

LAKERS 2015-16 STATISTICS VS. DENVER

	G	GS	MIN	FG	FGA	FG%	FG3	FG3A	FG3%	FT	FTA	FT%	OFF	DEF	TOT	AST	PF	DQ	STL	TO	BLK	PTS	P/G
Clarkson	4	4	132	30	62	.484	11	23	.478	11	14	.786	6	12	18	5	9	0	6	3	0	82	20.5
Bryant	4	4	101	25	57	.439	8	25	.320	17	22	.773	3	8	11	11	10	0	3	3	1	75	18.8
Williams	3	1	101	14	30	.467	5	13	.385	22	30	.733	2	8	10	10	5	0	6	2	1	55	18.3
Randle	4	3	125	21	42	.500	0	1	.000	12	16	.750	4	36	40	14	7	0	1	6	2	54	13.5
Russell	4	3	90	15	42	.357	6	19	.316	3	5	.600	0	5	5	13	9	0	2	7	1	39	9.8
Bass	4	0	106	10	21	.476	0	0	---	14	16	.875	9	9	18	6	9	0	3	8	6	34	8.5
Nance	2	1	39	7	15	.467	0	1	.000	0	0	---	2	3	5	0	7	0	1	0	2	14	7.0
World Peace	1	0	14	2	6	.333	0	2	.000	3	3	1.000	1	2	3	0	1	0	2	0	0	7	7.0
Black	2	0	36	5	8	.625	0	0	---	3	4	.750	3	12	15	1	6	0	1	1	1	13	6.5
Brown	1	0	31	2	6	.333	2	5	.400	0	0	---	0	4	4	1	2	0	1	1	0	6	6.0
Hibbert	4	4	71	8	16	.500	0	0	---	8	9	.889	5	10	15	2	15	0	0	3	3	24	6.0
Young	3	0	44	4	16	.250	1	12	.083	6	6	1.000	0	6	6	0	1	0	1	1	0	15	5.0
Huertas	3	0	58	4	10	.400	1	4	.250	2	2	1.000	0	2	2	14	9	0	1	3	0	11	3.7
Kelly	1	0	9	1	3	.333	0	1	.000	1	1	1.000	0	2	2	0	1	0	0	0	0	3	3.0
Sacre	1	0	2	0	0	---	0	0	---	0	0	---	0	0	0	0	2	0	0	0	0	0	0.0

CURRENT STREAK

Lost 3

LAST HOME LOSS

3/25/16 (112-95)

MOST POINTS ALLOWED

148 vs. Denver, 3/29/81 (OT)
146 vs. Denver, 11/6/84

CURRENT HOME STREAK

Lost 6

LAST ROAD LOSS

4/8/15 (101-119)

FEWEST POINTS SCORED

74 vs. Denver, 2/3/95

CURRENT ROAD STREAK

Won 2

LARGEST WINNING MARGIN

39 vs. Denver, 2/19/98 (131-92)

FEWEST POINTS ALLOWED

68 @ Denver, 11/21/01

LAST HOME WIN

11/30/12 (122-103)

LARGEST LOSING MARGIN

29 vs. Denver, 11/12/93 (84-113)

HIGH INDIV. GAME (LAKERS)

51, K. Bryant @ Denver, 2/12/03

LAST ROAD WIN

3/2/16 (117-107)

MOST POINTS SCORED

153 vs. Denver, 4/9/92

HIGH INDIV. GAME (NUGGETS)

51, A. Iverson @ Denver, 12/5/07





2016-17 Denver Nuggets Training Camp Roster

No.	Player	Pos.	Ht.	Wt.	School/Country	Exp.
00	Darrell Arthur	F	6-9	235	Kansas/USA	7
5	Will Barton	G	6-6	175	Memphis/USA	4
25	Malik Beasley	G	6-5	195	Florida St./USA	R
21	Wilson Chandler	F	6-8	225	DePaul/USA	9
35	Kenneth Faried	F	6-8	228	Morehead St./USA	5
8	Danilo Gallinari	F	6-10	225	Olimpia Milano/Italy	7
14	Gary Harris	G	6-4	210	Michigan State/USA	2
41	Juancho Hernangomez	F	6-9	230	Movistar Estudiantes/Spain	R
4	Robbie Hummel	F	6-8	220	Purdue/USA	2
15	Nikola Jokic	C	6-10	250	KK Mega Vizura/Serbia	1
17	D.J. Kennedy	G	6-6	215	St. Johns/USA	1
3	Mike Miller	G	6-8	218	Florida/USA	16
0	Emmanuel Mudiay	G	6-5	200	Guangdong Southern/DR Congo	1
27	Jamal Murray	G	6-4	207	Kentucky/Canada	R
1	Jameer Nelson	G	6-0	190	Saint Joseph's/USA	12
23	Jusuf Nurkic	C	7-0	280	Cedevita Zagreb/Bosnia Herzegovina	2
9	JaKarr Sampson	F	6-9	214	St. Johns/USA	2
12	Jarnell Stokes	F	6-9	263	Tennessee/USA	2
6	Axel Toupane	F	6-7	210	Strasbourg/France	1
10	Nate Wolters	G	6-4	190	South Dakota State	2

Head Coach: Michael Malone (Loyola-MD) **Assistant Coaches:** Wes Unseld Jr. (Johns Hopkins), Micah Nori (Indiana), Jordi Fernandez (Inefc Lleida), Ryan Bowen (Iowa), Chris Finch (Franklin & Marshall) **Player Development:** John Beckett (Eckerd College), Stephen Graham (Oklahoma State), Ognjen Stojakovic **Head Video Coordinator:** Travess Armenta (Northern Colorado) **Assistant Video Coordinator:** Tommy Massimino Jr. (Villanova) **Video Associate:** Andrew Munson (Iowa) **Head Athletic Trainer:** Dan Shimensky (Utah) **Dir. Performance/Assistant Coach/Strength & Conditioning:** Steve Hess (Ithaca) **Associate Head Strength and Conditioning Coach:** Felipe Eichenberger (N.W. Oklahoma State University) **Assistant Athletic Trainer/Assistant Strength and Conditioning Coach:** Jason Miller (Iowa) **Physical Therapist:** Steve Short (Dayton) **Massage Therapist:** Kelsey Clemens (Northern Iowa)

Pronunciation Guide:

Darrell Arthur (Duh-REL)	Nikola Jokic (KNEE-coe-lah yo-kitch)
Kenneth Faried (fa-REED)	Jusuf Nurkic (you-SOOF nur-KITCH)
Danilo Gallinari (Da-KNEE-lo Gal-in-ARE-ee)	Axel Toupane (tu-PON)
Juancho Hernangomez (hair-NAHN-gomez)	

GOLDEN STATE WARRIORS



Golden State Warriors
1011 Broadway, Oakland, CA 94607
phone: (510) 986-2200 / www.warriors.com

BASKETBALL DIRECTORY / GENERAL INFORMATION

Owner & CEO: Joe Lacob
Owner: Peter Guber
President & COO: Rick Welts
President, Basketball Operations/General Manager: Bob Myers
Head Coach: Steve Kerr
Assistant Coaches: Ron Adams, Mike Brown, Jarron Collins
Head Athletic Trainer: Drew Yoder
Vice President, Communications: Raymond Ridder
Senior Director, Public Relations: Dan Martinez
Director, Publications & Statistical Information: Darryl Arata
Senior Manager, Public Relations: Brett Winkler
Home Court: Oracle Arena (19,596) - opened in 1997
Colors: Warriors Royal Blue, California Golden Yellow
Radio: KGMZ-FM (95.7 The Game)- Tim Roye
Television: CSN Bay Area - Bob Fitzgerald, Jim Barnett, Rosalyn Gold-Onwude



FRANCHISE TIMELINE / LAKERS RECORD

Philadelphia Warriors	(founded 1946-47)	W/L: 59-51
San Francisco Warriors	(founded 1962-63)	W/L: 48-33
Golden State Warriors	(founded 1971-72)	W/L: 143-74

ALL-TIME WIN / LOSS

	Home	Away	Neutral	Overall
Minneapolis Era	29-4	9-24	13-12	51-40
Los Angeles Era	116-40	80-73	3-5	199-118
All-Time Totals	145-44	89-97	16-17	250-158
<i>Lakers vs. SF / Golden St.</i>	<i>111-37</i>	<i>78-68</i>	<i>2-2</i>	<i>191-107</i>

2015-16 RESULTS

11/24/15	@ Golden State	77-111 (L)
1/5/16	vs. Golden State	88-109 (L)
1/14/16	@ Golden State	98-116 (L)
3/6/16	vs. Golden State	112-95 (W)

2016-17 MEETINGS

11/4/16	vs. Golden State	7:30 pm	(ESPN)
11/23/16	@ Golden State	7:30 pm	
11/25/16	vs. Golden State	7:30 pm	
4/12/17	@ Golden State	7:30 pm	

LAKERS 2015-16 STATISTICS VS. GOLDEN STATE

	G	GS	MIN	FG	FGA	FG%	FG3	FG3A	FG3%	FT	FTA	FT%	OFF	DEF	TOT	AST	PF	DQ	STL	TO	BLK	PTS	P/G
Clarkson	4	4	128	30	69	.435	7	18	.389	7	9	.778	9	6	15	5	7	0	3	11	0	74	18.5
Russell	3	2	87	16	39	.410	5	19	.263	6	6	1.000	0	10	10	10	3	0	8	5	0	43	14.3
Williams	3	2	77	9	24	.375	1	8	.125	22	25	.880	2	5	7	4	8	0	1	7	0	41	13.7
Randle	4	2	103	17	40	.425	0	0	---	4	4	1.000	9	29	38	9	10	0	1	7	3	38	9.5
Bass	3	0	57	11	16	.688	0	0	---	5	7	.714	7	9	16	1	4	0	0	0	3	27	9.0
Huertas	3	0	59	11	19	.579	2	5	.400	2	2	1.000	0	7	7	16	5	0	3	5	1	26	8.7
Bryant	3	3	77	9	43	.209	1	16	.063	5	6	.833	2	12	14	8	4	0	4	8	1	24	8.0
Young	3	0	61	6	24	.250	3	14	.214	6	8	.750	0	6	6	4	7	0	2	4	0	21	7.0
Nance	4	2	80	12	20	.600	0	0	---	3	4	.750	4	12	16	5	5	0	10	1	1	27	6.8
Kelly	3	0	21	5	8	.625	1	1	1.000	7	10	.700	3	4	7	3	0	0	1	2	0	18	6.0
Black	3	0	36	8	13	.615	0	0	---	0	3	.000	4	12	16	1	6	0	1	2	1	16	5.3
Hilbert	4	4	88	4	17	.235	0	0	---	2	4	.500	5	19	24	1	7	0	2	4	4	10	2.5
Brown	2	1	53	1	8	.125	0	5	.000	2	2	1.000	1	3	4	0	5	0	1	1	1	4	2.0
World Peace	3	0	35	2	11	.182	1	4	.250	1	2	.500	2	3	5	4	3	0	3	1	0	6	2.0

CURRENT STREAK

Won 1

CURRENT HOME STREAK

Won 1

CURRENT ROAD STREAK

Lost 7

LAST HOME WIN

3/6/16 (112-95)

LAST ROAD WIN

12/22/12 (118-115 OT)

LAST HOME LOSS

1/5/16 (88-109)

LAST ROAD LOSS

1/14/16 (98-116)

LARGEST WINNING MARGIN

63 vs. Golden State, 3/19/72 (162-99)

LARGEST LOSING MARGIN

39 @ San Francisco, 11/11/66 (93-132)

MOST POINTS SCORED

162 vs. Golden State, 3/19/72

MOST POINTS ALLOWED

147 @ Philadelphia, 12/8/61 (3OT)

144 vs. San Francisco, 11/19/66

FEWEST POINTS SCORED*

76 vs. Philadelphia, 1/3/55

76 @ Golden State, 11/18/93

76 vs. Golden State, 4/3/99

FEWEST POINTS ALLOWED*

72 vs. Golden State, 11/2/03

HIGH INDIV. GAME (LAKERS)

63, E. Baylor @ Philadelphia, 12/8/61

52, E. Baylor vs. San Francisco, 12/15/62

HIGH INDIV. GAME (WARRIORS)

78, W. Chamberlain @ Philadelphia, 12/8/61

72, W. Chamberlain vs. San Francisco, 11/3/62



* since introduction of the shot clock in 1954-55

2016 GOLDEN STATE WARRIORS TRAINING CAMP ROSTER

NO	PLAYER	POS	HT	WT	BORN	PRIOR TO NBA/FROM	YEARS
21	Ian Clark	G	6-3	175	3/7/91	Belmont/USA	3
2	Elgin Cook	F	6-6	206	1/14/93	Oregon/USA	R
30	Stephen Curry	G	6-3	190	3/14/88	Davidson/USA	7
35	Kevin Durant	F	6-9	240	9/29/88	Texas/USA	9
23	Draymond Green	F	6-7	230	3/4/90	Michigan State/USA	4
9	Andre Iguodala	G/F	6-6	215	1/28/84	Arizona/USA	12
6	Cameron Jones	G	6-4	185	5/4/89	Northern Arizona/USA	R
15	Damian Jones	C	7-0	245	6/30/95	Vanderbilt/USA	R
34	Shaun Livingston	G	6-7	192	9/11/85	Peoria Central HS (IL)/USA	12
5	Kevon Looney	F	6-9	220	2/6/96	UCLA/USA	1
20	James Michael McAdoo	F	6-9	230	1/4/93	North Carolina/USA	2
0	Patrick McCaw	G	6-7	185	10/25/95	UNLV/USA	R
1	JaVale McGee	C	7-0	270	1/19/88	Nevada/USA	8
27	Zaza Pachulia	C	6-11	270	2/10/84	Ülkerspor/Republic of Georgia	13
26	Phil Pressey	G	5-11	175	2/17/91	Missouri/USA	3
11	Klay Thompson	G	6-7	215	2/8/90	Washington State/USA	5
18	Anderson Varejao	C	6-10	273	9/28/82	FC Barcelona/Brazil	12
3	David West	F	6-9	250	8/29/80	Xavier/USA	13
25	Elliot Williams	G	6-5	190	6/20/89	Memphis/USA	4

COACHING STAFF

Head Coach:

Steve Kerr

Assistant Coaches:

Ron Adams

Mike Brown

Jarron Collins

Assistant Coaches/Player Development:

Chris DeMarco

Bruce Fraser

Willie Green

Head Athletic Trainer:

Drew Yoder

NUMERICAL ROSTER

0	Patrick McCaw	20	James Michael McAdoo
1	JaVale McGee	21	Ian Clark
2	Elgin Cook	23	Draymond Green
3	David West	25	Elliot Williams
5	Kevon Looney	26	Phil Pressey
6	Cameron Jones	27	Zaza Pachulia
9	Andre Iguodala	30	Stephen Curry
11	Klay Thompson	34	Shaun Livingston
15	Damian Jones	35	Kevin Durant
18	Anderson Varejao		

PRONUNCIATION GUIDE

Stephen (STEFF-in) Curry

Andre Iguodala (ig-uh-DAH-luh)

Kevon Looney (keh-VON LOO-nee)

JaVale (ja-VEIL) McGee

Zaza Pachulia (zah-zah pah-CHOOOL-e-ya)

Anderson Varejao (vair-a-ZJOW)



PHOENIX SUNS



Phoenix Suns

201 East Jefferson Street, Phoenix, AZ 85004

phone: (602) 379-7900 / fax: (602) 379-7908 / www.suns.com

BASKETBALL DIRECTORY / GENERAL INFORMATION

Managing Partner: Robert Sarver

General Manager: Ryan McDonough

Head Coach: Earl Watson

Assistant Coaches: Tyrone Corbin, Nate Bjorkgren, Marlon Garnett

Vice President, Athletic Care / Head Athletic Trainer: Aaron Nelson

Vice President, Basketball Communications: Julie Fie

Senior Manager, Basketball Communications: Cole Mickelson

Manager, Basketball Communications: DC Headley

Home Court: Talking Stick Resort Arena (18,055) - opened in 1992

Colors: Purple, Orange, Black, Gray, Yellow

Radio: Arizona Sports 98.7 FM - Al McCoy, Tim Kempton

Spanish Radio: KSUN 1400 AM - Arturo Ochoa, Jorge Moreno, Enrique Cortez

Television: Fox Sports Arizona - Steve Albert, Eddie Johnson,

Ann Meyers Drysdale, Kevin Ray

FRANCHISE TIMELINE

Phoenix Suns (founded 1968-69)

ALL-TIME WIN / LOSS

	Home	Away	Neutral	Overall
Lakers vs. Suns	89-30	45-73	-	134-103

2015-16 RESULTS

11/16/15 @ Phoenix 101-120 (L)

1/3/16 vs. Phoenix 97-77 (W)

3/18/16 vs. Phoenix 90-95 (L)

3/23/16 @ Phoenix 107-119 (L)

2016-17 MEETINGS

11/6/16 vs. Phoenix 6:30 pm

12/9/16 vs. Phoenix 7:30 pm (ESPN)

2/15/17 @ Phoenix 6:00 pm

3/9/17 @ Phoenix 6:30 pm (TNT)

LAKERS 2015-16 STATISTICS VS. PHOENIX

	G	GS	MIN	FG	FGA	FG%	FG3	FG3A	FG3%	FT	FTA	FT%	OFF	DEF	TOT	AST	PF	DQ	STL	TO	BLK	PTS	P/G
Williams	4	1	105	30	53	.566	14	25	.560	13	15	.867	3	11	14	12	10	1	3	7	1	87	21.8
Bryant	1	1	28	5	13	.385	3	8	.375	4	4	1.000	0	3	3	2	1	0	0	1	1	17	17.0
Clarkson	4	4	123	18	50	.360	4	15	.267	13	13	1.000	4	6	10	12	10	0	3	4	1	53	13.3
Russell	4	3	101	15	49	.306	2	13	.154	11	14	.786	6	7	13	13	10	0	3	7	3	43	10.8
Hibbert	4	4	101	15	28	.536	0	0	---	6	7	.857	5	21	26	6	9	0	3	3	5	36	9.0
World Peace	3	2	62	8	19	.421	3	9	.333	7	11	.636	0	8	8	2	6	0	2	1	0	26	8.7
Kelly	1	0	21	2	5	.400	0	1	.000	4	6	.667	0	9	9	0	1	0	0	1	0	8	8.0
Bass	4	0	83	13	25	.520	0	0	---	4	5	.800	7	8	15	2	4	0	3	2	5	30	7.5
Randle	4	3	98	10	33	.303	0	2	.000	9	9	1.000	7	34	41	6	14	0	1	11	0	29	7.3
Young	2	0	43	5	16	.313	2	9	.222	2	2	1.000	0	4	4	0	3	0	0	2	0	14	7.0
Nance	4	1	100	12	26	.462	0	2	.000	1	2	.500	7	20	27	1	9	0	2	5	4	25	6.3
Huertas	4	0	56	10	16	.625	1	5	.200	1	1	1.000	3	6	9	13	6	0	2	6	0	22	5.5
Brown	2	1	32	2	7	.286	1	3	.333	0	0	---	0	3	3	2	0	0	1	3	1	5	2.5
Black	2	0	8	0	0	---	0	0	---	0	0	---	0	0	0	1	1	0	0	0	0	0	0.0

CURRENT STREAK

Lost 2

LAST HOME LOSS

3/18/16 (90-95)

MOST POINTS ALLOWED

138 @ Phoenix, 1/19/84

CURRENT HOME STREAK

Lost 1

LAST ROAD LOSS

3/23/16 (107-119)

FEWEST POINTS SCORED

76 @ Phoenix, 3/18/13

CURRENT ROAD STREAK

Lost 19

LARGEST WINNING MARGIN

37 @ Phoenix, 12/28/00 (115-78)

37 vs. Phoenix, 1/2/87 (155-118)

37 @ Phoenix, 10/31/85 (144-107)

FEWEST POINTS ALLOWED

77 vs. Phoenix, 1/3/16

LAST HOME WIN

1/3/16 (87-77)

LARGEST LOSING MARGIN

35 @ Phoenix, 12/25/73 (135-100)

HIGH INDIV. GAME (LAKERS)

66, W. Chamberlain @ Phoenix, 2/9/69

LAST ROAD WIN

1/5/11 (99-95)

MOST POINTS SCORED

155 vs. Phoenix, 1/2/87

HIGH INDIV. GAME (SUNS)

43, G. Goodrich vs. Phoenix, 2/28/69



PHOENIX SUNS ROSTER

(as of September 23, 2016)

No.	Player	Pos.	Ht.	Wt.	Birthdate	Prior to NBA/Home Country	Yrs Plyd
32	Gracin Bakumanya	C	6-11	220	07/27/97	Antibes/DR Congo	R
19	Leandro Barbosa	G	6-3	194	11/28/82	Bauru/Brazil	13
35	Dragan Bender	F	7-1	225	11/17/97	Maccabi Tel Aviv/Croatia	R
2	Eric Bledsoe	G	6-1	190	12/09/89	Kentucky/USA	6
1	Devin Booker	G	6-6	210	10/30/96	Kentucky/USA	1
4	Tyson Chandler	C	7-1	240	10/02/82	Dominguez H.S. (Compton, CA)/USA	15
0	Marquese Chriss	F	6-10	230	07/02/97	Washington/USA	R
14	Derek Cooke Jr.	F	6-9	220	08/23/91	Wyoming/USA	R
3	Jared Dudley	F	6-7	235	07/10/85	Boston College/USA	9
20	Archie Goodwin	G	6-5	205	08/17/94	Kentucky/USA	3
25	Shaquille Harrison	G	6-4	185	10/06/93	Tulsa/USA	R
23	John Jenkins	G	6-4	205	03/06/91	Vanderbilt/USA	4
10	Derrick Jones Jr.	F	6-7	190	02/15/97	UNLV/USA	R
11	Brandon Knight	G	6-3	195	12/02/91	Kentucky/USA	5
21	Alex Len	C	7-1	260	06/16/93	Maryland/Ukraine	3
43	Mike Moser	F	6-8	210	11/08/90	Oregon/USA	R
17	P.J. Tucker	F	6-6	245	05/05/85	Texas/USA	5
8	Tyler Ulis	G	5-10	160	01/05/96	Kentucky/USA	R
12	T.J. Warren	F	6-8	225	09/05/93	North Carolina State/USA	2
15	Alan Williams	F/C	6-8	260	01/28/93	UC Santa Barbara/USA	1

HEAD COACH: Earl Watson (UCLA)

ASSOCIATE HEAD COACH: Jay Triano (Simon Fraser)

ASSISTANT COACHES: Tyrone Corbin (DePaul), Nate Bjorkgren (Buena Vista), Marlon Garnett (Santa Clara)

HEAD ATHLETIC TRAINER: Aaron Nelson (Iowa State)

NUMERICAL ROSTER

0	Marquese Chriss	11	Brandon Knight	21	Alex Len
1	Devin Booker	12	T.J. Warren	23	John Jenkins
2	Eric Bledsoe	14	Derek Cooke Jr.	25	Shaquille Harrison
3	Jared Dudley	15	Alan Williams	32	Gracin Bakumanya
4	Tyson Chandler	17	P.J. Tucker	35	Dragan Bender
8	Tyler Ulis	19	Leandro Barbosa	43	Mike Moser
10	Derrick Jones Jr.	20	Archie Goodwin		

PORTLAND TRAIL BLAZERS



Portland Trail Blazers

One Center Court, Suite 200, Portland, OR 97227
phone: (503) 234-9291 / www.trailblazers.com

BASKETBALL DIRECTORY / GENERAL INFORMATION

Owner: Paul Allen
President of Basketball Operations: Neil Olshey
Head Coach: Terry Stotts
Assistant Coaches: David Vanterpool, Nate Tibbetts, Dale Osbourne, John McCullough and Jim Moran
Head Athletic Trainer: Geoff Clark
Vice President of Basketball Communications: Jim Taylor
Basketball Communications Director: Collin Romer
Home Court: Moda Center (19,441) - opened in 1995
Colors: Scarlet, Black, White
Radio: Rip City Radio 620 AM - Brian Wheeler
Television: KGW (Ch. 8) / Comcast SportsNet - Kevin Calabro, Lamar Hurd



FRANCHISE TIMELINE

Portland Trail Blazers (founded 1970-71)

ALL-TIME WIN / LOSS

	Home	Away	Neutral	Overall
Lakers vs. Blazers	76-32	42-66	-	118-98

2015-16 RESULTS

11/22/15 vs. Portland 93-107 (L)
11/28/15 @ Portland 96-108 (L)
1/23/16 @ Portland 103-121 (L)

2016-17 MEETINGS

1/5/17 @ Portland 7:00 pm
1/10/17 vs. Portland 7:30 pm
1/25/17 @ Portland 7:30 pm (ESPN)
3/26/17 vs. Portland 6:30 pm

LAKERS 2015-16 STATISTICS VS. PORTLAND

	G	GS	MIN	FG	FGA	FG%	FG3	FG3A	FG3%	FT	FTA	FT%	OFF	DEF	TOT	AST	PF	DQ	STL	TO	BLK	PTS	P/G
Russell	3	2	96	18	33	.545	5	10	.500	9	11	.818	0	16	16	13	4	0	1	7	0	50	16.7
Bryant	3	3	90	18	51	.353	1	11	.091	12	14	.857	1	7	8	7	3	0	1	6	1	49	16.3
Clarkson	3	3	97	18	37	.486	6	13	.462	6	7	.857	2	6	8	8	6	0	4	6	0	48	16.0
Williams	2	1	54	7	18	.389	3	7	.429	13	13	1.000	1	5	6	3	2	0	1	4	1	30	15.0
Randle	3	3	86	17	35	.486	0	0	---	6	10	.600	10	18	28	5	6	0	3	2	2	40	13.3
Brown	1	0	23	3	4	.750	2	2	1.000	2	2	1.000	0	1	1	0	2	0	0	2	0	10	10.0
Hibbert	3	3	79	7	15	.467	0	0	---	8	10	.800	4	13	17	3	10	0	0	4	6	22	7.3
Kelly	1	0	24	2	7	.286	1	3	.333	1	2	.500	0	3	3	1	4	0	0	1	0	6	6.0
Bass	3	0	61	4	10	.400	0	0	---	8	10	.800	2	10	12	5	6	0	1	0	3	16	5.3
Huertas	1	0	12	1	2	.500	0	0	---	2	2	1.000	0	0	0	1	1	0	1	1	1	4	4.0
Nance	1	0	18	1	2	.500	0	0	---	1	1	1.000	1	2	3	0	2	0	2	1	0	3	3.0
Young	3	0	42	3	15	.200	2	9	.222	0	0	---	1	3	4	3	2	0	1	1	0	8	2.7
Sacre	1	0	4	1	1	1.000	0	0	---	0	0	---	0	1	1	0	0	0	0	0	0	2	2.0
World Peace	2	0	34	2	9	.222	0	3	.000	0	0	---	3	4	7	2	3	0	3	2	0	4	2.0

CURRENT STREAK

Lost 8

LAST HOME LOSS

11/22/15 (93-107)

MOST POINTS ALLOWED

145 @ Portland, 4/9/77

CURRENT HOME STREAK

Lost 5

LAST ROAD LOSS

1/23/16 (103-121)

FEWEST POINTS SCORED

80 vs. Portland, 4/6/04

CURRENT ROAD STREAK

Lost 4

LARGEST WINNING MARGIN

36 @ Portland, 1/1/87 (140-104)
36 vs. Portland, 12/10/72 (137-101)

FEWEST POINTS ALLOWED

76 vs. Portland, 10/28/08

LAST HOME WIN

2/22/13 (111-107)

LARGEST LOSING MARGIN

46 @ Portland, 1/9/95 (129-83)

HIGH INDIV. GAME (LAKERS)

65, K. Bryant vs. Portland, 3/16/07

LAST ROAD WIN

3/3/14 (107-106)

MOST POINTS SCORED

153 vs. Portland, 1/30/72

HIGH INDIV. GAME (BLAZERS)

43, C. Drexler @ Portland, 4/21/89





No.	Name	Pos.	Ht.	Wt.	Born	Yrs.	Prior to NBA/Home Country
8	Al-Farouq Aminu	F	6-9	220	9/21/90	6	Wake Forest/USA
5	Pat Connaughton	G/F	6-5	210	1/6/93	1	Notre Dame/USA
23	Allen Crabbe	G	6-6	215	4/9/92	3	California/USA
17	Ed Davis	F	6-10	245	6/5/89	6	North Carolina/USA
31	Festus Ezeli	C	6-11	265	10/21/89	3	Vanderbilt/Nigeria
4	Maurice Harkless	F	6-9	220	5/11/93	4	St. John's/USA
34	Grant Jerrett	F	6-10	235	7/8/93	1	Arizona/USA
10	Jake Layman	F	6-9	210	3/7/94	R	Maryland/USA
11	Meyers Leonard	F/C	7-1	255	2/27/92	4	Illinois/USA
0	Damian Lillard	G	6-3	195	7/15/90	4	Weber State/USA
3	CJ McCollum	G	6-3	190	9/19/91	3	Lehigh/USA
44	Luis Montero	G	6-7	200	4/6/93	1	Westchester CC/Dominican Rep.
6	Shabazz Napier	G	6-1	175	7/14/91	2	Connecticut/USA
24	Mason Plumlee	F/C	6-11	255	3/5/90	3	Duke/USA
55	Tim Quarterman	G	6-6	190	10/27/94	R	LSU/USA
54	Greg Stiemsma	C	6-11	260	9/26/85	4	Wisconsin/USA
1	Evan Turner	G/F	6-7	220	10/27/88	6	Ohio State/USA
21	Noah Vonleh	F	6-9	245	8/24/95	2	Indiana/USA

HEAD COACH	Terry Stotts (Oklahoma)
ASSISTANT COACH	David Vanterpool (St. Bonaventure)
ASSISTANT COACH	Nate Tibbetts (South Dakota)
ASSISTANT COACH	Dale Osbourne (South Alabama)
ASSISTANT COACH	Jim Moran (William & Mary)
ASSISTANT COACH	John McCullough (Oklahoma)
DIRECTOR OF PLAYER HEALTH AND PERFORMANCE	Chris Stackpole (Boston University)
HEAD ATHLETIC TRAINER.....	Geoff Clark (Oregon State)
SPORTS PERFORMANCE SPECIALIST	Todd Forcier (Washington State)
SPORTS PERFORMANCE SPECIALIST	Ben Kenyon (Adelphi University)
SPORTS SCIENTIST	Ryan Podell (Ball State)
VIDEO COORDINATOR/PLAYER DEVELOPMENT.....	Jonathan Yim (Cal State Fullerton)

TRAIL BLAZERS NUMERICAL ROSTER

0 Lillard, Damian	8 Aminu, Al-Farouq	24 Plumlee, Mason
1 Turner, Evan	10 Layman, Jake	31 Ezeli, Festus
3 McCollum, CJ	11 Leonard, Meyers	34 Jerrett, Grant
4 Harkless, Maurice	17 Davis, Ed	44 Montero, Luis
5 Connaughton, Pat	21 Vonleh, Noah	54 Stiemsma, Greg
6 Napier, Shabazz	23 Crabbe, Allen	55 Quarterman, Tim



SACRAMENTO KINGS



Sacramento Kings

500 David J. Stern Walk, Sacramento, CA 95814
phone: (916) 928-0000 / www.kings.com

BASKETBALL DIRECTORY / GENERAL INFORMATION

Owner: Vivek Ranadivé
Vice President of Basketball Operations & GM: Vlade Divac
Head Coach: Dave Joergel
Assistant Coaches: Elston Turner, Bryan Gates, Bob Thornton, Jason March, Duane Ticknor, Nancy Lieberman
Director of Sports Medicine: Pete Youngman
Head Athletic Trainer: Manny Romero
Vice President, Communications: Joelle Terry
Director, Media Relations: Chris Clark
Home Court: Golden 1 Center (17,500)
Colors: Black, Purple, Silver
Radio: KHTK (1140 AM) - Gary Gerould
Television: Comcast SportsNet - Grant Napear, Jerry Reynolds, Kayte Christensen

FRANCHISE TIMELINE / LAKERS RECORD

Rochester Royals	(founded 1948-49)	W/L: 52-34
Cincinnati Royals	(founded 1957-58)	W/L: 78-59
Kansas City/Omaha Royals	(founded 1972-73)	W/L: 11-5
Kansas City Kings	(founded 1975-76)	W/L: 37-11
Sacramento Kings	(founded 1985-86)	W/L: 90-42

2015-16 RESULTS

10/30/15 @ Sacramento	114-132 (L)
1/7/16 @ Sacramento	115-118 (L)
1/20/16 vs. Sacramento	93-112 (L)
3/15/16 vs. Sacramento	98-106 (L)

ALL-TIME WIN / LOSS

	Home	Away	Neutral	Overall
Minneapolis Era	39-9	17-32	14-12	70-53
Los Angeles Era	116-28	69-66	13-4	198-98
All-Time Totals	155-37	86-98	27-16	268-151
<i>Lakers vs. Sacramento</i>	<i>50-15</i>	<i>40-27</i>	<i>-</i>	<i>90-42</i>

2016-17 MEETINGS

11/10/16 @ Sacramento	7:30 pm	(TNT)
12/12/16 @ Sacramento	7:30 pm	
2/21/17 vs. Sacramento	7:30 pm	
4/7/17 vs. Sacramento	7:30 pm	

LAKERS 2015-16 STATISTICS VS. SACRAMENTO

	G	GS	MIN	FG	FGA	FG%	FG3	FG3A	FG3%	FT	FTA	FT%	OFF	DEF	TOT	AST	PF	DQ	STL	TO	BLK	PTS	P/G
Bryant	3	3	84	19	44	.432	5	21	.238	13	16	.813	5	5	10	9	8	0	1	8	1	56	18.7
Russell	4	2	103	25	50	.500	8	23	.348	10	14	.714	0	9	9	14	5	0	6	10	0	68	17.0
Young	1	0	22	5	11	.455	3	7	.429	4	4	1.000	0	2	2	3	0	0	3	0	0	17	17.0
Clarkson	4	4	125	26	60	.433	4	15	.267	7	9	.778	3	12	15	6	7	0	4	10	1	63	15.8
Williams	4	2	115	17	41	.415	5	21	.238	21	25	.840	1	9	10	13	8	0	3	4	2	60	15.0
Bass	3	0	86	12	19	.632	0	0	---	12	12	1.000	6	10	16	7	11	0	5	2	5	36	12.0
Nance	2	1	43	9	12	.750	0	1	.000	3	3	1.000	0	13	13	1	2	0	2	3	0	21	10.5
Randle	4	3	108	9	31	.290	0	0	---	11	18	.611	9	26	35	7	14	0	3	13	1	29	7.3
Hibbert	4	4	63	7	15	.467	0	1	.000	5	6	.833	6	6	12	1	18	0	3	4	7	19	4.8
Kelly	3	0	66	5	16	.313	1	7	.143	1	2	.500	0	12	12	2	4	0	2	2	3	12	4.0
Sacre	3	0	28	6	8	.750	0	0	---	0	0	---	2	6	8	2	3	0	0	1	0	12	4.0
Huertias	3	0	40	5	15	.333	1	4	.250	0	0	---	2	5	7	10	3	0	1	7	1	11	3.7
Black	2	0	19	3	4	.750	0	0	---	0	0	---	0	4	4	1	7	0	0	1	2	6	3.0
Brown	3	0	38	2	7	.286	1	6	.167	3	4	.750	1	4	5	0	4	0	0	1	0	8	2.7
World Peace	1	1	19	1	6	.167	0	3	.000	0	0	---	1	1	2	1	1	0	0	2	0	2	2.0

CURRENT STREAK

Lost 7

CURRENT HOME STREAK

Lost 3

CURRENT ROAD STREAK

Lost 5

LAST HOME WIN

12/9/14 (98-95)

LAST ROAD WIN

12/6/13 (106-100)

LAST HOME LOSS

3/15/16 (98-106)

LAST ROAD LOSS

1/7/16 (115-118)

LARGEST WINNING MARGIN

44 vs. Cincinnati, 2/6/68 (146-102)
36 vs. Sacramento, 2/4/87 (128-92)

LARGEST LOSING MARGIN

34 @ Cincinnati, 1/5/71 (146-112)
24 vs. Sacramento, 3/28/01 (108-84)

MOST POINTS SCORED

146 vs. Cincinnati, 2/6/68
135 vs. Sacramento, 4/3/86

MOST POINTS ALLOWED

146 @ Cincinnati, 1/5/71
132 @ Sacramento, 10/30/15

FEWEST POINTS SCORED*

76 vs. Rochester, 3/3/55
82 @ Sacramento, 2/16/95

FEWEST POINTS ALLOWED*

72 @ Sacramento, 3/25/01

HIGH INDIV. GAME (LAKERS)

61, G. Mikan vs. Rochester, 1/20/52
51, K. Bryant @ Sacramento, 1/19/06

HIGH INDIV. GAME (KINGS)

59, J. Twyman @ Cincinnati, 1/15/60
40, M. Bibby @ Sacramento, 1/19/06





SACRAMENTO KINGS 2016-17 TRAINING CAMP ROSTER

No.	Player	Pos.	Ht.	Wt.	Birthdate	Prior to NBA/Country	Exp
40	Arron Afflalo	G	6-5	210	10/15/85	UCLA/USA	9
22	Matt Barnes	G	6-7	226	03/09/80	UCLA/USA	13
18	Omri Casspi	F	6-9	225	06/22/88	Maccabi Tel Aviv/Israel	7
00	Willie Cauley-Stein	C	7-0	240	08/18/93	Kentucky/USA	1
7	Darren Collison	G	6-0	175	08/23/87	UCLA/USA	7
15	DeMarcus Cousins	C	6-11	270	08/13/90	Kentucky/USA	6
9	Isaiah Cousins	G	6-5	191	03/13/94	Oklahoma/USA	R
20	Jordan Farmar	G	6-2	180	11/30/86	UCLA/USA	9
8	Rudy Gay	F	6-8	230	08/17/86	Connecticut/USA	10
41	Kosta Koufos	C	7-0	265	02/24/89	Ohio State/USA	8
3	Skal Labissiere	F	6-11	225	03/18/96	Kentucky/Haiti	R
10	Ty Lawson	G	5-11	195	11/03/87	North Carolina	7
23	Ben McLemore	G	6-5	195	02/11/93	Kansas/USA	3
13	George Papagiannis	C	7-1	240	07/03/97	Panathinaikos/Greece	R
31	Lamar Patterson	G	6-5	225	08/12/91	Pittsburgh/USA	1
5	Malachi Richardson	G	6-6	205	01/05/96	Syracuse/USA	R
17	Garrett Temple	G	6-6	195	05/08/86	Louisiana State/USA	6
43	Anthony Tolliver	F	6-8	240	06/01/85	Creighton/USA	8

HEAD COACH: Dave Joerger (College – Moorhead State)

ASSISTANT COACHES: Elston Turner (College – Mississippi)
 Bryan Gates (College – Boise State)
 Bob Thornton (College – California-Irvine)
 Jason March (College – Florida State)
 Duane Ticknor (College – South Dakota)
 Nancy Lieberman (College – Old Dominion)

ASSISTANT COACH PLAYER DEVELOPMENT COACH Larry Lewis (College – Morehouse)

ADVANCE SCOUT/ASSISTANT COACH Dan Hartfield (College – Wisconsin-Green Bay)

Director of Sports Medicine: Pete Youngman (College – Ithaca)

Head Athletic Trainer: Manny Romero (College – Loyola Marymount)

Head Strength & Conditioning Coach: Ramsey Nijem (College – UC Santa Barbara)

NUMERICAL ROSTER

No. Player

00 Willie Cauley-Stein
 3 Skal Labissiere
 5 Malachi Richardson
 7 Darren Collison
 8 Rudy Gay
 9 Isaiah Cousin

No. Player

10 Ty Lawson
 13 George Papagiannis
 15 DeMarcus Cousins
 17 Garrett Temple
 18 Omri Casspi
 20 Jordan Farmar

No. Player

22 Matt Barnes
 23 Ben McLemore
 31 Lamar Patterson
 40 Arron Afflalo
 41 Kosta Koufos
 43 Anthony Tolliver

PRESEASON HISTORY

LAKERS

14

OFFICIAL GAME BALL
@NBA



Adam Silver
COMMISSIONER

© 2022 748787

**Lakers Preseason Record By Year***(incomplete records prior to the 1982-83 season)***1982-83 Season (3-5)**

DATE	OPPONENT	SCORE	W/L	SITE
10/10/82	Golden State	119-93	W	Los Angeles, CA
10/14/82	Indiana	126-103	W	Indianapolis, IN
10/15/82	Boston	105-110	L	Hartford, CT
10/19/82	Portland	103-112	L	Los Angeles, CA
10/21/82	Seattle	105-123	L	Vancouver, BC
10/23/82	Seattle	113-116	L	Seattle, WA
10/24/82	Portland	111-120	L	Portland, OR
10/26/82	New Jersey	105-102	W	Springfield, MA

1983-84 Season (1-5)

DATE	OPPONENT	SCORE	W/L	SITE
10/13/83	Boston	126-129	L	Los Angeles, CA
10/14/83	Boston	103-121	L	Los Angeles, CA
10/15/83	Golden State	121-127	L	Oakland, CA
10/16/83	Seattle	131-113	W	Los Angeles, CA
10/21/83	Boston	98-127	L	Hartford, CT
10/22/83	Boston	100-102	L	Worcester, MA

1984-85 Season (6-2)

DATE	OPPONENT	SCORE	W/L	SITE
10/8/84	LA Clippers	123-91	W	Los Angeles, CA
10/9/84	Phoenix	101-93	W	Los Angeles, CA
10/11/84	Portland	97-139	L	Portland, OR
10/12/84	LA Clippers	121-96	W	Anchorage, AK
10/14/84	LA Clippers	106-112	L	Anchorage, AK
10/16/84	Portland	113-106	W	Los Angeles, CA
10/19/84	Milwaukee	123-113	W	Bloomington, MN
10/21/84	Philadelphia	114-102	W	Philadelphia, PA

1985-86 Season (4-3)

DATE	OPPONENT	SCORE	W/L	SITE
10/4/85	Phoenix	144-136	W	Tucson, AZ
10/6/85	Boston	124-111	W	Providence, RI
10/8/85	Boston	109-110	L	Hartford, CT
10/14/85	LA Clippers	129-120	W	at Los Angeles, CA
10/17/85	Boston	128-124	W	Los Angeles, CA
10/19/85	Boston	116-124	L	Los Angeles, CA
10/21/85	Indiana	116-119	L	Springfield, MA

1986-87 Season (4-2)

DATE	OPPONENT	SCORE	W/L	SITE
10/10/86	Chicago	123-104	W	Los Angeles, CA
10/12/86	New York	112-87	W	Los Angeles, CA
10/17/86	Chicago	109-99	W	Chicago, IL
10/18/86	Chicago	123-101	W	Chapel Hill, NC
10/21/86	New York	101-110	L	New York, NY
10/24/86	Phoenix	125-126	L	Albuquerque, NM

1987-88 Season (7-1)

DATE	OPPONENT	SCORE	W/L	SITE
10/19/87	Phoenix	114-107	W	Los Angeles, CA
10/20/87	New York	111-108	W	Los Angeles, CA
10/22/87	Washington	113-105	W	Landover, MD
10/24/87	Cleveland	123-119	W	Chapel Hill, NC
10/27/87	New Jersey	129-106	W	Nashville, TN
10/28/87	New Jersey	110-108	W	Pittsburgh, PA
10/30/87	Phoenix	103-94	W	Albuquerque, NM
11/3/87	Chicago	114-128	L	Springfield, MA

1988-89 Season (4-4)

DATE	OPPONENT	SCORE	W/L	SITE
10/13/88	Golden State	126-107	W	Honolulu, HI
10/14/88	Golden State	130-110	W	Honolulu, HI
10/18/88	Phoenix	98-101	L	Las Vegas, NV
10/19/88	Utah	129-96	W	Los Angeles, CA
10/22/88	Washington	111-114	L	Landover, MD
10/24/88	New Jersey	105-93	W	Buffalo, NY
10/25/88	New York	119-125	L	New York, NY
10/27/88	Utah	97-107	L	Provo, UT

1989-90 Season (6-1)

DATE	OPPONENT	SCORE	W/L	SITE
10/11/89	Sacramento	115-94	W	Honolulu, HI
10/12/89	Sacramento	110-99	W	Honolulu, HI
10/14/89	New Jersey	117-75	W	Knoxville, TN
10/15/89	Seattle	119-98	W	St. Louis, MO
10/17/89	Phoenix	117-104	W	Lincoln, NE
10/18/89	Minnesota	100-90	W	Minneapolis, MN
10/21/89	Cleveland	105-135	L	Los Angeles, CA

1990-91 Season (6-2)

DATE	OPPONENT	SCORE	W/L	SITE
10/12/90	Portland	119-115	W	Honolulu, HI
10/13/90	Portland	93-104	L	Honolulu, HI
10/16/90	Maccabi Tel Aviv	129-106	W	Los Angeles, CA
10/20/90	Milwaukee	98-90	W	Los Angeles, CA
10/21/90	San Antonio	117-106	W	Los Angeles, CA
10/24/90	Golden State	116-146	L	San Diego, CA
10/26/90	New Jersey	103-94	W	Calgary, Canada
10/27/90	New Jersey	89-72	W	Edmonton, Canada

1991-92 Season (4-4)

DATE	OPPONENT	SCORE	W/L	SITE
10/11/91	Boston	118-104	W	Boston, MA
10/12/91	Boston	107-117	L	Boston, MA
10/18/91	Limoges CSP	132-101	W	Paris, France
10/19/91	Juventut Badalone	116-114	W	Paris, France
10/22/91	Boston	121-105	W	Los Angeles, CA
10/23/91	Milwaukee	98-119	L	Los Angeles, CA
10/25/91	Utah	103-107	L	Salt Lake City, UT
10/26/91	Seattle	102-111	L	Vancouver, BC

1992-93 Season (5-3)

DATE	OPPONENT	SCORE	W/L	SITE
10/16/92	Portland	124-112	W	Honolulu, HI
10/17/92	Portland	83-112	L	Honolulu, HI
10/20/92	Philadelphia	138-111	W	Los Angeles, CA
10/21/92	New York	104-107	L	Los Angeles, CA
10/23/92	Sacramento	133-117	W	San Diego, CA
10/27/92	Sacramento	119-102	W	St. Louis, MO
10/28/92	Washington	110-106	W	Memphis, TN
10/30/92	Cleveland	92-103	L	Chapel Hill, NC

1993-94 Season (4-4)

DATE	OPPONENT	SCORE	W/L	SITE
10/15/93	Utah	98-86	W	Honolulu, HI
10/16/93	Utah	77-81	L	Honolulu, HI
10/20/93	LA Clippers	119-99	W	Las Vegas, NV
10/22/93	Miami	99-97	W	Los Angeles, CA
10/23/93	Seattle	98-102	L	Los Angeles, CA
10/26/93	Washington	105-104	W	Charleston, WV
10/27/93	Miami	91-106	L	Miami, FL
10/30/93	New York	77-93	L	St. Petersburg, FL

1994-95 Season (5-3)

DATE	OPPONENT	SCORE	W/L	SITE
10/14/94	Sacramento	110-103	W	Honolulu, HI
10/15/94	Sacramento	125-120	W	Honolulu, HI
10/18/94	LA Clippers	120-104	W	Anaheim, CA
10/19/94	Seattle	113-131	L	San Diego, CA
10/21/94	Orlando	100-125	L	Los Angeles, CA
10/22/94	Denver	114-107	W	Los Angeles, CA
10/25/94	Seattle	114-113	W	Vancouver, CA
10/27/94	Utah	88-99	L	Ogden, UT

1995-96 Season (3-5)

DATE	OPPONENT	SCORE	W/L	SITE
10/13/95	Seattle	103-101	W	Honolulu, HI
10/14/95	Seattle	103-105	L	Honolulu, HI
10/17/95	Charlotte	101-94	W	Las Vegas, NV
10/20/95	Minnesota	117-110	W	Los Angeles, CA
10/21/95	Portland	109-110	L	Kansas City, MO
10/27/95	Houston	103-115	L	New Orleans, LA
10/28/95	Dallas	97-102	L	Dallas, TX

**1996-97 Season (5-3)**

DATE	OPPONENT	SCORE	W/L	SITE
10/10/96	Denver	111-101	W	Honolulu, HI
10/12/96	Denver	105-96	W	Honolulu, HI
10/16/96	Dallas	90-80	W	Fresno, CA
10/18/96	Philadelphia	113-92	W	Los Angeles, CA
10/19/96	Phoenix	100-87	W	Los Angeles, CA
10/22/96	Houston	114-116	L	San Diego, CA
10/23/96	Phoenix	100-109	L	Tucson, AZ
10/25/96	Seattle	94-99	L	Boise, ID

1997-98 Season (6-2)

DATE	OPPONENT	SCORE	W/L	SITE
10/9/97	Denver	135-102	W	San Diego, CA
10/10/97	Phoenix	91-93	L	Phoenix, AZ
10/17/97	LA Clippers	116-85	W	St. Louis, MO
10/18/97	Cleveland	117-107	W	Kansas City, MO
10/21/97	Denver	92-101	L	Denver, CO
10/22/97	Washington	124-113	W	Las Vegas, NV
10/24/97	Atlanta	93-89	W	Los Angeles, CA
10/25/97	Seattle	85-79	W	Los Angeles, CA

1998-99 Season (2-0)

DATE	OPPONENT	SCORE	W/L	SITE
1/29/99	LA Clippers	107-76	W	Los Angeles, CA
1/30/99	LA Clippers	91-77	W	at Los Angeles, CA

1999-00 Season (3-5)

DATE	OPPONENT	SCORE	W/L	SITE
10/13/99	Washington	84-88	L	Kansas City, MO
10/19/99	Golden State	97-90	W	San Diego, CA
10/21/99	Golden State	93-89	W	Los Angeles, CA
10/22/99	Phoenix	100-112	L	Los Angeles, CA
10/24/99	Miami	97-79	W	Bakersfield, CA
10/25/99	Portland	78-92	L	Albuquerque, NM
10/26/99	Phoenix	73-95	L	Las Vegas, NV
10/28/99	Utah	76-92	L	Anaheim, CA

2000-01 Season (3-5)

DATE	OPPONENT	SCORE	W/L	SITE
10/11/00	Charlotte	90-103	L	New Orleans, LA
10/12/00	Washington	87-90	L	Memphis, TN
10/17/00	Phoenix	78-86	L	Anaheim, CA
10/19/00	Cleveland	84-91	L	Los Angeles, CA
10/20/00	Seattle	103-98	W	Los Angeles, CA
10/22/00	Golden State	94-87	W	San Diego, CA
10/23/00	Sacramento	111-118	L	Las Vegas, NV
10/26/00	Phoenix	98-84	W	Phoenix, AZ

2001-02 Season (4-4)

DATE	OPPONENT	SCORE	W/L	SITE
10/7/01	Golden State	89-99	L	Honolulu, HI
10/9/01	Golden State	88-113	L	Honolulu, HI
10/16/01	Golden State	114-97	W	Bakersfield, CA
10/19/01	Phoenix	101-112	L	San Diego, CA
10/20/01	Sacramento	104-109	L	Las Vegas, NV
10/23/01	Memphis	128-94	W	Anaheim, CA
10/25/01	Milwaukee	109-107	W	Los Angeles, CA
10/26/01	Phoenix	90-71	W	Los Angeles, CA

2002-03 Season (3-5)

DATE	OPPONENT	SCORE	W/L	SITE
10/8/02	LA Clippers	99-101	L	Bakersfield, CA
10/11/02	Memphis	95-87	W	Little Rock, AR
10/12/02	Denver	81-103	L	Oklahoma City, OK
10/17/02	Golden State	91-89	W	Anaheim, CA
10/19/02	Phoenix	84-90	L	Las Vegas, NV
10/22/02	Cleveland	101-102	L	San Diego, CA
10/24/02	Milwaukee	98-93	W	Los Angeles, CA
10/25/02	Sacramento	88-93	L	Los Angeles, CA

2003-04 Season (3-5)

DATE	OPPONENT	SCORE	W/L	SITE
10/7/03	Golden State	107-89	W	Honolulu, HI
10/8/03	Golden State	83-99	L	Honolulu, HI
10/14/03	Phoenix	86-104	L	San Diego, CA
10/16/03	Cleveland	86-78	W	Los Angeles, CA
10/17/03	Phoenix	91-84	W	Los Angeles, CA
10/19/03	Cleveland	87-102	L	Bakersfield, CA
10/23/03	LA Clippers	101-107	L	Anaheim, CA
10/24/03	Sacramento	87-93	L	Las Vegas, NV

2004-05 Season (6-2)

DATE	OPPONENT	SCORE	W/L	SITE
10/12/04	Seattle	80-87	L	Anaheim, CA
10/17/04	Golden State	94-80	W	Bakersfield, CA
10/19/04	Sacramento	105-80	W	Fresno, CA
10/21/04	Golden State	88-90	L	Los Angeles, CA
10/22/04	LA Clippers	113-102	W	Los Angeles, CA
10/24/04	Phoenix	111-103	W	Las Vegas, NV
10/25/04	Seattle	117-91	W	San Diego, CA
10/28/04	Washington	97-87	W	Oklahoma City, OK

2005-06 Season (6-2)

DATE	OPPONENT	SCORE	W/L	SITE
10/11/05	Golden State	101-93	W	Honolulu, HI
10/12/05	Golden State	81-112	L	Honolulu, HI
10/15/05	Washington	111-108	W	Bakersfield, CA
10/20/05	Denver	94-105	L	Los Angeles, CA
10/21/05	Charlotte	109-93	W	Los Angeles, CA
10/23/05	Charlotte	98-97	W	San Diego, CA
10/25/05	Utah	95-85	W	Anaheim, CA
10/28/05	Sacramento	105-103	W	Las Vegas, NV

2006-07 Season (4-4)

DATE	OPPONENT	SCORE	W/L	SITE
10/10/06	Utah	94-79	W	Fresno, CA
10/12/06	Seattle	104-101	W	Anaheim, CA
10/15/06	Phoenix	91-99	L	Las Vegas, NV
10/17/06	Sacramento	91-96	L	Las Vegas, NV
10/19/06	LA Clippers	90-91	L	Los Angeles, CA
10/20/06	New Orleans	113-106	W	Los Angeles, CA
10/22/06	Phoenix	94-91	W	San Diego, CA
10/26/06	Denver	108-126	L	Anaheim, CA

2007-08 Season (3-4)

DATE	OPPONENT	SCORE	W/L	SITE
10/9/07	Golden State	110-111	L	Honolulu, HI
10/11/07	Golden State	106-119	L	Honolulu, HI
10/18/07	Seattle	126-106	W	Bakersfield, CA
10/20/07	Charlotte	113-93	W	Los Angeles, CA
10/21/07	LA Clippers	96-112	L	Los Angeles, CA
10/23/07	Utah	81-102	L	Anaheim, CA
10/26/07	Sacramento	101-97	W	Las Vegas, NV

2008-09 Season (6-2)

DATE	OPPONENT	SCORE	W/L	SITE
10/7/08	Utah	90-99	L	Anaheim, CA
10/9/08	LA Clippers	80-107	L	Fresno, CA
10/12/08	Sacramento	94-89	W	Las Vegas, NV
10/18/08	FC Barcelona	108-104	W	Los Angeles, CA
10/19/08	Toronto	112-89	W	Los Angeles, CA
10/21/08	Charlotte	102-98	W	San Diego, CA
10/23/08	Charlotte	88-77	W	Anaheim, CA
10/24/08	Oklahoma City	105-94	W	Ontario, CA

2009-10 Season (6-2)

DATE	OPPONENT	SCORE	W/L	SITE
10/7/09	Golden State	118-101	W	Anaheim, CA
10/9/09	Golden State	91-110	L	Inglewood, CA
10/15/09	Sacramento	98-92	W	Las Vegas, NV
10/17/09	Charlotte	91-87	W	Los Angeles, CA
10/18/09	LA Clippers	114-108	W	Los Angeles, CA
10/20/09	Golden State	113-107	W	Ontario, CA
10/22/09	Denver	106-89	W	Anaheim, CA
10/23/09	Denver	105-119	L	San Diego, CA

2010-11 Season (4-4)

DATE	OPPONENT	SCORE	W/L	SITE
10/4/10	Minnesota	92-111	L	London, England
10/7/10	FC Barcelona	88-92	L	Barcelona, Spain
10/13/10	Sacramento	98-95	W	Las Vegas, NV
10/16/10	Denver	102-95	W	Los Angeles, CA
10/17/10	Utah	94-99	L	Los Angeles, CA
10/19/10	Utah	74-82	L	Anaheim, CA
10/21/10	Golden State	120-99	W	San Diego, CA
10/22/10	Golden State	105-102*	W	Ontario, CA

2011-12 Season (0-2)

DATE	OPPONENT	SCORE	W/L	SITE
12/19/11	LA Clippers	95-114	L	Los Angeles, CA
12/21/11	LA Clippers	103-108	L	Los Angeles, CA

**2012-13 Season (0-8)**

<i>DATE</i>	<i>OPPONENT</i>	<i>SCORE</i>	<i>W/L</i>	<i>SITE</i>
10/7/12	Golden State	83-110	L	Fresno, CA
10/10/12	Portland	75-93	L	Ontario, CA
10/13/12	Utah	86-99	L	Los Angeles, CA
10/16/12	Utah	80-114	L	Anaheim, CA
10/19/12	Sacramento	98-103	L	Las Vegas, NV
10/21/12	Sacramento	92-99	L	Los Angeles, CA
10/24/12	LA Clippers	91-97	L	Los Angeles, CA
10/25/12	Sacramento	82-94	L	San Diego, CA

2013-14 Season (4-4)

<i>DATE</i>	<i>OPPONENT</i>	<i>SCORE</i>	<i>W/L</i>	<i>SITE</i>
10/5/13	Golden State	104-95	W	Ontario, CA
10/6/13	Denver	88-97	L	Los Angeles, CA
10/8/13	Denver	90-88	W	Ontario, CA
10/10/13	Sacramento	86-104	L	Las Vegas, NV
10/15/13	Golden State	95-100	L	Beijing, China
10/18/13	Golden State	89-115	L	Shanghai, China
10/22/13	Utah	108-94	W	Los Angeles, CA
10/25/13	Utah	111-106	W	Anaheim, CA

2014-15 Season (3-5)

<i>DATE</i>	<i>OPPONENT</i>	<i>SCORE</i>	<i>W/L</i>	<i>SITE</i>
10/6/14	Denver	98-95	W	San Diego, CA
10/9/14	Golden State	105-120	L	Los Angeles, CA
10/12/14	Golden State	75-116	L	Ontario, CA
10/16/14	Utah	86-119	L	Anaheim, CA
10/19/14	Utah	98-91	W	Los Angeles, CA
10/21/14	Phoenix	108-114*	L	Anaheim, CA
10/22/14	Portland	94-86	W	Ontario, CA
10/24/14	Sacramento	92-93	L	Las Vegas, NV

2015-16 Season (3-5)

<i>DATE</i>	<i>OPPONENT</i>	<i>SCORE</i>	<i>W/L</i>	<i>SITE</i>
10/4/15	Utah	71-90	L	Honolulu, HI
10/6/15	Utah	114-117*	L	Honolulu, HI
10/8/15	Toronto	97-105	L	Ontario, CA
10/11/15	Maccabi Haifa	126-83	W	Los Angeles, CA
10/13/15	Sacramento	100-107	L	Las Vegas, NV
10/17/15	Golden State	85-70	W	San Diego, CA
10/19/15	Portland	104-102	W	Los Angeles, CA
10/22/15	Golden State	97-136	L	Anaheim, CA



Lakers Preseason Record By Team

(records prior to 1982-83 are incomplete unless otherwise indicated)

Atlanta (since 1979-80)

10/24/97 93-89 W Los Angeles, CA

FC Barcelona (1-1)

10/18/08 108-104 W Los Angeles, CA
10/7/10 88-92 L Barcelona, Spain

Boston (since 1979-80)

10/12/81 n/a Los Angeles, CA
10/15/82 105-110 L Hartford, CT
10/13/83 126-129 L Los Angeles, CA
10/14/83 103-121 L Los Angeles, CA
10/21/83 98-127 L Hartford, CT
10/22/83 100-102 L Worcester, MA
10/6/85 124-111 W Providence, RI
10/8/85 109-110 L Hartford, CT
10/17/85 128-124 W Los Angeles, CA
10/19/85 116-124 L Los Angeles, CA
10/11/91 118-104 W Boston, MA
10/12/91 107-117 L Boston, MA
10/22/91 121-105 W Los Angeles, CA

Brooklyn (since 1979-80)

10/26/82 105-102 W Springfield, MA
10/28/87 110-108 W Pittsburgh, PA
10/27/87 129-106 W Nashville, TN
10/24/88 105-93 W Buffalo, NY
10/14/89 117-75 W Knoxville, TN
10/26/90 103-94 W Calgary, Canada
10/27/90 89-72 W Edmonton, Canada

Charlotte (7-1)

10/17/95 101-94 W Las Vegas, NV
10/11/00 90-103 L New Orleans, LA
10/21/05 109-93 W Los Angeles, CA
10/23/05 98-97 W San Diego, CA
10/20/07 113-97 W Los Angeles, CA
10/21/08 102-98 W San Diego, CA
10/23/08 88-77 W Anaheim, CA
10/17/09 91-87 W Los Angeles, CA

Chicago (3-1)

10/10/86 123-104 W Los Angeles, CA
10/17/86 109-99 W Chicago, IL
10/18/86 123-101 W Chapel Hill, NC
11/3/87 114-128 L Springfield, MA

Cleveland (since 1979-80)

10/24/87 123-119 W Chapel Hill, NC
10/21/89 105-135 L Los Angeles, CA
10/30/92 92-103 L Chapel Hill, NC
10/25/95 97-99 L Kansas City, MO
10/18/97 117-107 W Kansas City, MO
10/19/00 84-91 L Los Angeles, CA
10/22/02 101-102 L San Diego, CA
10/16/03 86-78 W Los Angeles, CA
10/19/03 87-102 L Bakersfield, CA

Dallas (1-1)

10/28/95 97-102 L Dallas, TX
10/16/96 90-80 W Fresno, CA

Denver (since 1979-80)

10/6/79 n/a Denver, CO
10/6/80 118-116 W Anaheim, CA
10/22/81 n/a Denver, CO
10/22/94 114-107 W Los Angeles, CA
10/10/96 111-101 W Honolulu, HI
10/12/96 105-96 W Honolulu, HI
10/21/97 92-101 L Denver, CO
10/9/97 135-102 W San Diego, CA
10/12/02 81-103 L Oklahoma City, OK
10/20/05 94-105 L Los Angeles, CA
10/26/06 108-126 L Anaheim, CA
10/22/09 106-89 W Anaheim, CA
10/23/09 105-119 L San Diego, CA
10/16/10 102-95 W Los Angeles, CA
10/6/13 88-97 L Los Angeles, CA
10/8/13 90-88 W Ontario, CA
10/6/14 95-98 W San Diego, CA

Detroit (since 1979-80)

10/15/81 n/a Lansing, MI
10/17/81 n/a Detroit, MI

Golden State (since 1979-80)

10/2/79 n/a Fresno, CA
10/3/80 104-113 L Fresno, CA
9/27/80 100-115 L Oakland, CA
10/24/81 n/a Fresno, CA
10/10/82 119-93 W Los Angeles, CA
10/15/83 121-127 L Oakland, CA
10/13/88 126-107 W Honolulu, HI
10/14/88 130-110 W Honolulu, HI
10/24/90 116-146 L San Diego, CA
10/19/99 97-90 W San Diego, CA
10/21/99 93-89 W Los Angeles, CA
10/22/00 94-87 W San Diego, CA
10/7/01 89-99 L Honolulu, HI
10/9/01 88-113 L Honolulu, HI
10/16/01 114-97 W Bakersfield, CA
10/17/02 91-89 W Anaheim, CA
10/7/03 107-89 W Honolulu, HI
10/8/03 83-99 L Honolulu, HI
10/21/04 88-90 L Los Angeles, CA
10/17/04 94-80 W Bakersfield, CA
10/11/05 101-93 W Honolulu, HI
10/12/05 81-112 L Honolulu, HI
10/9/07 110-111 L Honolulu, HI
10/11/07 106-119 L Honolulu, HI
10/7/09 118-101 W Anaheim, CA
10/9/09 91-110 L Inglewood, CA
10/20/09 113-107 W Ontario, CA
10/21/10 120-99 W San Diego, CA
10/22/10 105-102 OT W Ontario, CA
10/7/12 83-110 L Fresno, CA
10/5/13 104-95 W Ontario, CA
10/15/13 95-100 L Beijing, China
10/18/13 89-115 L Shanghai, China
10/9/14 120-105 L Los Angeles, CA
10/12/14 116-75 L Ontario, CA
10/17/15 85-70 W San Diego, CA
10/22/15 97-136 L Anaheim, CA

Houston (since 1979-80)

10/27/95 103-115 L New Orleans, LA
10/22/96 114-116 L San Diego, CA

Preseason Media Guide

2016



Indiana (since 1979-80)

10/14/82	126-103	W	Indianapolis, IN
10/21/85	116-119	L	Springfield, MA

Joventut Badalona (McDonald's Open)

10/19/91	116-114	W	Paris, France
----------	---------	---	---------------

LA Clippers (14-10)

9/27/79	95-104	L	Anaheim, CA
9/28/79	113-102	W	San Diego, CA
9/30/79	104-93	W	Los Angeles, CA
9/20/80	108-99	W	San Diego, CA
9/26/80	109-101	W	Los Angeles, CA
10/8/84	123-91	W	Los Angeles, CA
10/12/84	121-96	W	Anchorage, AK
10/14/84	106-112	L	Anchorage, AK
10/14/85	129-120	W	at Los Angeles, CA
10/20/93	119-99	W	Las Vegas, CA
10/18/94	120-104	W	Anaheim, CA
10/17/97	116-85	W	St. Louis, MO
1/29/99	107-76	W	Los Angeles, CA
1/30/99	91-77	W	at Los Angeles, CA
10/8/02	99-101	L	Bakersfield, CA
10/23/03	101-107	L	Anaheim, CA
10/22/04	113-102	W	Los Angeles, CA
10/19/06	90-91	L	Los Angeles, CA
10/21/07	96-112	L	Los Angeles, CA
10/9/08	80-107	L	Fresno, CA
10/18/09	114-108	W	Los Angeles, CA
12/19/11	95-114	L	Los Angeles, CA
12/21/11	103-108	L	Los Angeles, CA
10/24/12	91-97	L	Los Angeles, CA

Limoges CSP (McDonald's Open)

10/18/91	132-101	W	Paris, France
----------	---------	---	---------------

Maccabi Tel Aviv (1-0)

10/16/90	129-106	W	Los Angeles, CA
----------	---------	---	-----------------

Maccabi Haifa (1-0)

10/11/15	126-83	W	Los Angeles, CA
----------	--------	---	-----------------

Memphis (2-0)

10/23/01	128-94	W	Anaheim, CA
10/11/02	95-87	W	Little Rock, AR

Miami (2-1)

10/22/93	99-97	W	Los Angeles, CA
10/27/93	91-106	L	Miami, FL
10/24/99	97-79	W	Bakersfield, CA

Milwaukee (since 1979-80)

10/19/84	123-113	W	Bloomington, MN
10/20/90	98-90	W	Los Angeles, CA
10/23/91	98-119	L	Los Angeles, CA
10/25/01	109-107	W	Los Angeles, CA
10/24/02	98-93	W	Los Angeles, CA

Minnesota (2-1)

10/18/89	100-90	W	Minneapolis, MN
10/20/95	117-110	W	Los Angeles, CA
10/4/10	92-111	L	London, England

New Orleans (1-0)

10/20/06	113-106	W	Los Angeles, CA
----------	---------	---	-----------------

New York (since 1979-80)

10/21/86	101-110	L	New York, NY
10/12/86	112-87	W	Los Angeles, CA
10/20/87	111-108	W	Los Angeles, CA
10/25/88	119-125	L	New York, NY
10/21/92	104-107	L	Los Angeles, CA
10/30/93	77-93	L	St. Petersburg, FL

Oklahoma City (22-16)

9/28/68	115-110	W	San Francisco, CA
10/5/68	107-103	W	San Diego, CA
10/8/68	121-104	W	Medford, OR
10/10/68	110-94	W	Coos Bay, OR
9/25/69	107-103	L	Victoria, BC
9/26/69	108-119	L	Spokane, WA
9/29/69	121-131	L	Coos Bay, OR
10/3/69	104-13	L	Ellensburg, WA
10/3/70	98-108	L	Seattle, WA
9/30/72	123-103	W	Seattle, WA
9/28/73	126-120	W	Los Angeles, CA
9/28/74	127-99	W	Oakland, CA
10/10/74	106-108	L	Portland, OR
10/3/75	128-109	W	Portland, OR
10/7/77	105-103	W	Seattle, WA
10/15/77	96-104	L	Oakland, CA
9/27/78	104-115	L	Oakland, CA
10/4/78	110-96	W	Seattle, WA
9/30/80	112-108	W	Seattle, WA
10/11/81	126-120	W	Fresno, CA
10/21/82	105-123	L	Vancouver, BC
10/23/82	113-116	L	Seattle, WA
10/16/83	131-113	W	Los Angeles, CA
10/15/89	119-98	W	St. Louis, MO
10/26/91	102-111	L	Vancouver, BC
10/23/93	98-102	L	Los Angeles, CA
10/19/94	113-131	L	San Diego, CA
10/25/94	114-113	W	Vancouver, CA
10/13/95	103-101	W	Honolulu, HI
10/14/95	103-105	L	Honolulu, HI
10/25/96	94-99	L	Boise, ID
10/25/97	85-79	W	Los Angeles, CA
10/20/00	103-98	W	Los Angeles, CA
10/25/04	117-91	W	San Diego, CA
10/12/04	80-87	L	Anaheim, CA
10/12/06	104-101	W	Anaheim, CA
10/18/07	126-106	W	Bakersfield, CA
10/24/08	105-94	W	Ontario, CA

Orlando (0-1)

10/21/94	100-125	L	Los Angeles, CA
----------	---------	---	-----------------

Philadelphia (5-4)

9/28/63	106-104	W	n/a
10/3/63	102-117	L	n/a
10/8/63	n/a	W	n/a
10/2/66	109-116	L	n/a
10/1/80	95-104	L	Long Beach, CA
10/18/81	110-115	L	Las Vegas, NV
10/21/84	114-102	W	Philadelphia, PA
10/20/92	138-111	W	Los Angeles, CA
10/18/96	113-92	W	Los Angeles, CA

Phoenix (since 1979-80)

10/5/79	n/a		Norman, OK
9/23/79	n/a		Phoenix, AZ
10/9/84	101-93	W	Los Angeles, CA
10/4/85	144-136	W	Tucson, AZ
10/24/86	125-126	L	Albuquerque, NM
10/19/87	114-107	W	Los Angeles, CA
10/30/87	103-94	W	Albuquerque, NM
10/18/88	98-101	L	Las Vegas, NV
10/17/89	117-104	W	Lincoln, NE
10/19/96	100-87	W	Los Angeles, CA
10/23/96	100-109	L	Tucson, AZ
10/10/97	91-93	L	Phoenix, AZ
10/26/99	73-95	L	Las Vegas, NV
10/22/99	100-112	L	Los Angeles, CA
10/26/00	98-84	W	Phoenix, AZ
10/17/00	78-86	L	Anaheim, CA
10/19/01	101-112	L	San Diego, CA
10/26/01	90-71	W	Los Angeles, CA
10/19/02	84-90	L	Las Vegas, NV
10/14/03	86-104	L	San Diego, CA
10/17/03	91-84	W	Los Angeles, CA
10/24/04	111-103	W	Las Vegas, NV
10/15/06	91-99	L	Las Vegas, NV
10/22/06	94-91	W	San Diego, CA
10/21/14	114-108*	L	Anaheim, CA

Portland (11-14)

1970	154-118	W	Portland, OR
1972	111-91	W	Portland, OR
1973	88-105	L	Portland, OR
1973	102-115	L	Seattle, WA
1974	91-92	L	Los Angeles, CA
1975	112-91	W	Seattle, WA
1976	110-114	L	Portland, OR
1976	115-110	W	Los Angeles, CA
1977	115-104	W	Portland, OR
1977	103-102	W	Los Angeles, CA
1978	106-112	L	Los Angeles, CA
9/28/80	97-113	L	Portland, OR
10/19/82	103-112	L	Los Angeles, CA
10/24/82	111-120	L	Portland, OR
10/11/84	97-139	L	Portland, OR
10/16/84	113-106	W	Los Angeles, CA
10/12/90	119-115	W	Honolulu, HI
10/13/90	93-104	L	Honolulu, HI
10/16/92	124-112	W	Honolulu, HI
10/17/92	83-112	L	Honolulu, HI
10/21/95	109-110	L	Los Angeles, CA
10/25/99	78-92	L	Albuquerque, NM
10/10/12	75-93	L	Ontario, CA
10/22/14	86-94	W	Ontario, CA
10/19/15	104-102	W	Los Angeles, CA

Sacramento (since 1979-80)

10/11/89	115-94	W	Honolulu, HI
10/12/89	110-99	W	Honolulu, HI
10/27/92	119-102	W	St. Louis, MO
10/23/92	133-117	W	San Diego, CA
10/15/94	125-120	W	Honolulu, HI
10/14/94	110-103	W	Honolulu, HI
10/23/00	111-118	L	Las Vegas, NV
10/20/01	104-109	L	Las Vegas, NV
10/25/02	88-93	L	Los Angeles, CA
10/24/03	87-93	L	Las Vegas, NV
10/19/04	105-80	W	Fresno, CA
10/28/05	105-103	W	Las Vegas, NV
10/17/06	91-96	L	Las Vegas, NV
10/26/07	101-97	W	Las Vegas, NV
10/12/08	94-89	W	Las Vegas, NV
10/15/09	98-92	W	Las Vegas, NV
10/13/10	98-95	W	Las Vegas, NV
10/19/12	98-103	L	Las Vegas, NV
10/21/12	92-99	L	Los Angeles, CA
10/25/12	94-82	L	San Diego, CA
10/10/13	86-104	L	Las Vegas, NV
10/24/14	93-92	L	Las Vegas, NV
10/13/15	100-107	L	Las Vegas, NV

San Antonio (1-0)

10/21/90	117-106	W	Los Angeles, CA
----------	---------	---	-----------------

Toronto (1-1)

10/19/08	112-89	W	Los Angeles, CA
10/8/15	97-105	L	Ontario, CA

Utah (7-15)

10/8/79	100-104	L	Salt Lake City, UT
10/19/88	129-96	W	Los Angeles, CA
10/27/88	97-107	L	Provo, UT
10/25/91	103-107	L	Salt Lake City, UT
10/15/93	98-86	W	Honolulu, HI
10/16/93	77-81	L	Honolulu, HI
10/27/94	88-99	L	Ogden, UT
10/28/99	76-92	L	Anaheim, CA
10/25/05	95-85	W	Anaheim, CA
10/10/06	94-79	W	Fresno, CA
10/23/07	81-102	L	Anaheim, CA
10/7/08	90-99	L	Anaheim, CA
10/17/10	94-99	L	Los Angeles, CA
10/19/10	74-82	L	Anaheim, CA
10/13/12	86-99	L	Los Angeles, CA
10/16/12	80-114	L	Anaheim, CA
10/22/13	108-94	W	Los Angeles, CA
10/25/13	111-106	W	Anaheim, CA
10/16/14	119-86	L	Anaheim, CA
10/19/14	91-98	W	Los Angeles, CA
10/4/15	71-90	L	Honolulu, HI
10/6/15	114-117*	L	Honolulu, HI

Washington (6-3)

10/22/87	113-105	W	Landover, MD
10/22/88	111-114	L	Landover, MD
10/28/92	110-106	W	Memphis, TN
10/26/93	105-104	W	Charleston, WV
10/22/97	124-113	W	Las Vegas, NV
10/13/99	84-88	L	Kansas City, MO
10/12/00	87-90	L	Memphis, TN
10/28/04	97-87	W	Oklahoma City, OK
10/15/05	111-108	W	Bakersfield, CA