



IT'S *Ballpark* SEASON

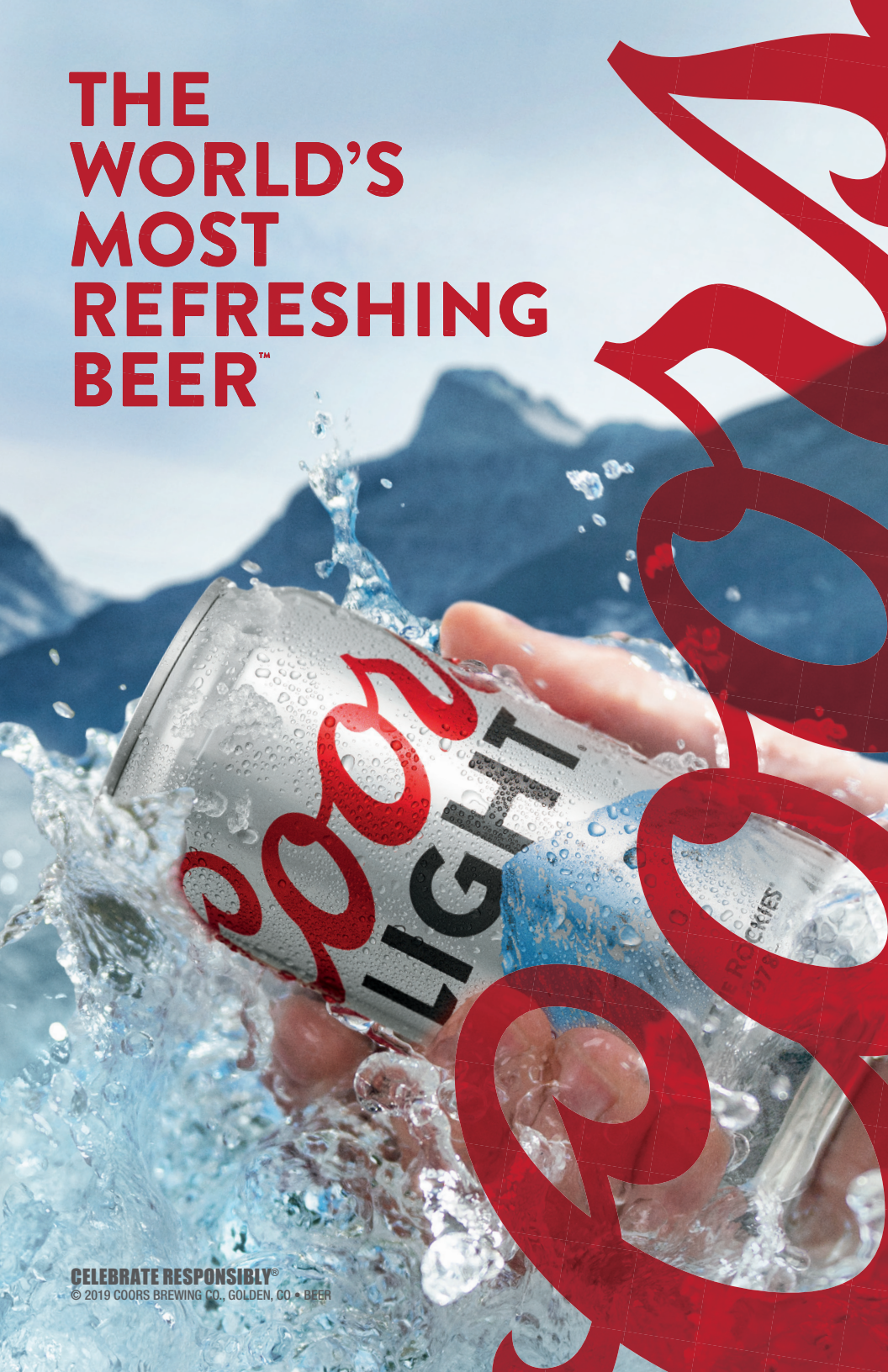


INDIANAPOLIS

**INDIANS**

2019 MEDIA GUIDE

# THE WORLD'S MOST REFRESHING BEER™



**CELEBRATE RESPONSIBLY®**  
© 2019 COORS BREWING CO., GOLDEN, CO • BEER



## TABLE OF CONTENTS

### 2019 Indians Front Office .....2-10

Bruce Schumacher.....	2
Max Schumacher.....	2
Randy Lewandowski.....	3
Cal Burleson.....	3
Joel Zawacki.....	4
Matt Guay.....	4
Front Office Staff.....	5
2018 Community Relations Highlights.....	6-10

### 2019 Indianapolis Indians .....11-62

Brian Esposito.....	12
Bryan Hickerson.....	13
Ryan Long.....	14
Dru Scott & Alan Burr.....	15
Player Profiles.....	16-62

### The International League .....63-80

Facts, Playoffs, All-Star Game.....	64
National Championship, Divisional Results.....	65
Opponent Pages.....	66-78
Map of Triple-A Clubs.....	79
Indianapolis Governors' Cup Championship Photos.....	80

### 2018 in Review .....81-98

Final Statistics.....	82
Notes and Highlights.....	83
Team Award-Winners.....	84
Day-By-Day Results.....	85-87
Transactions.....	88-89
IL Standings, IL Playoff Results, Weekly and Postseason Awards.....	90
IL Batting Leaders.....	91
IL Pitching Leaders.....	92
Indianapolis Record by Position/Batting Order.....	93
Indianapolis Team Leaders, Situational/Miscellaneous Stats.....	94
Indianapolis Hitting Charts.....	96
Indianapolis Pitching Charts.....	97
Season Highs/Lows.....	98

The 2019 Indianapolis Indians Media Guide was researched, written and edited by the Indians Communications Department. Cover designed by Jessica Davis. Special thanks to the Pittsburgh Pirates Media Relations Department, Dan Hart and Jim Trdinich, for their contributions. Photographs provided by Austin Friedline, Adam Pintar and Pittsburgh Pirates Team Photographer Dave Arrigo. The Indians also wish to thank the International League and its member teams who contributed to this publication.

Statistical information provided by Major League Baseball. Additional information provided by *Baseball America* and *Baseball Reference*.

This publication is intended for the use of accredited media and broadcasters. Any commercial use of this publication must be first approved by the Indianapolis Indians.

### Pittsburgh Pirates Organization..... 99-108

Front Office.....	100
Pirates Final Statistics.....	101
Organization Standings, Leaders & All-Stars.....	102-103
Affiliate Pages.....	104-108

### History & Records..... 109-178

Year-by-Year and All-Time Team Records.....	110-112
Team MVPs, Alumni to win NL/AL MVPs and Cy Young Awards.....	113
Yearly Batting Leaders.....	114-121
Yearly Pitching Leaders.....	122-125
Career Leaders.....	126
Single-Season Leaders.....	127
Career & Single-Season Individual Records.....	128
Single-Season Team Records.....	129

### Victory Field Records..... 130-150

Single-Game Team Records.....	130-131
Single-Game Individual Records.....	132-133
Single-Season Team Records.....	134
Single-Season Individual Records.....	135-139
Monthly Team Records.....	140
Monthly Individual Records.....	141-142
Opponent Single-Game Team Records.....	143
Opponent Single-Game Individual Records.....	144
Best Win/Loss Records, Streaks & Longest Games.....	145
Shortest Games, Holiday Records, Margins & Crowds.....	146-147
Opening Day Lineups.....	148
Playoff Results.....	149-150
Suite Recognition.....	151-156
All-Time Roster.....	157-175
Ownership, Stadiums, Spring Training.....	176
All-Time Managers, Manager of the Year Awards.....	177-178

### Media Information ..... 179-184

Victory Field Profile, Firsts, Ground Rules & Attendance.....	180-181
Pace of Play Regulations.....	182
Indians Broadcast Team.....	183
Indians Communications Department.....	184

## NOTES OF INTEREST

Low-Hit Games.....	131
3-HR Games.....	132
Hitting for the Cycle.....	132
10+ Strikeouts by Indians Pitcher.....	133
Leadoff Home Runs.....	135
Grand Slams.....	136
Pinch-Hit Home Runs.....	136
Walk-Off Home Runs.....	137
Back-to-Back Home Runs.....	137
Complete Games.....	138-139

**Bruce Schumacher****Chairman of the Board & Chief Executive Officer**

Bruce Schumacher was named the Indianapolis Indians' chairman of the board and chief executive officer in November 2016 to signal a new era of leadership for the Tribe. Now in his 37th year with the organization, he enters his seventh on the Indians Board of Directors after his election in February 2012.

Schumacher joined the organization as ticket manager in January 1983 and served in that role until 1986 when he was promoted to director of special projects.

Under Schumacher's leadership as director of special projects, which spanned 25 years, the Indians made the move from Bush Stadium to Victory Field in 1996, hosted the 2001 Triple-A All-Star game, and established themselves as one of the premier premier franchises in Minor League Baseball.

In 2012, Schumacher transitioned to the position of vice president of corporate affairs in addition to being elected to the Indians Board of Directors. Since 2012, the Indians have drawn nearly 4.5 million fans, including leading all of Minor League Baseball in attendance in 2013 and establishing Victory Field attendance records in 2014 (660,289) and 2015 (662,536). During the 2016 and 2017 seasons, Victory Field led all of Minor League Baseball in attendance.


Last year, the Indians were named Ballpark Digest's Team of the Year. The online publication stated, "few teams achieve success as consistently as the Indianapolis Indians, who deliver a quality product in a competitive market on a continual basis." Ballpark Digest chose the Indians for their focus on fans, their ballpark and their strong support from the central Indiana community.

From 1987 to 2009, Schumacher also served as the in-park "Voice of the Tribe" public address announcer.

Schumacher is active in the community, having volunteered at IPS as part of the Indianapolis Chamber of Commerce Winning Team program and the Washington Township School system, while also serving on the board of the Delaware Trails Neighborhood Association and as a member of Indianapolis' Abandoned Housing Task Force.

He currently serves on the Metropolitan Development Commission, the Indianapolis Neighborhood Housing Partnership, the Mapleton Fall Creek Community Development Corporation Housing Committee and is a member of the Stadium Village Business Association.

Born in Indianapolis, Schumacher attended North Central High School and graduated from Indiana University with a degree in Business Management and Administration in 1982. He and his wife, the former Jo Kussmaul, have three daughters, Rachel and twins Grace and Sara.

**Randy Lewandowski****President & General Manager**

Randy Lewandowski enters his 26th year with the Indianapolis Indians and fifth as the club's general manager in 2019. He is just the team's fourth general manager since the organization was incorporated in 1955. In addition to his duties as GM, he was named president by the Indians Board of Directors in November 2016.

Lewandowski was named the International League's 2016 Executive of the Year, marking the third Executive of the Year award for the Indians' front office staff since joining the IL in 1998. In April 2018, he was inducted into the Northeast Indiana Baseball Association Hall of Fame.

After joining the Tribe as a ticket office intern in 1994, Lewandowski was hired full-time as assistant ticket manager the following year. He served in that capacity for two seasons, contributing to the Indians' transition from Bush Stadium to Victory Field in 1996.

Lewandowski took over as director of operations in 1998, helping Victory Field host the 2001 Triple-A All-Star Game. He transitioned to assistant general manager in 2002, serving as one of the team's two assistant GMs before becoming the sole assistant GM in 2005. In this role, his primary responsibilities were overseeing the marketing, operations and ticket departments.


Over the final five seasons of Lewandowski's tenure as assistant GM, the team recorded five straight seasons of increased attendance. They led all of Minor League Baseball in attendance in 2013 while establishing a Victory Field record.

That success would continue following Lewandowski's ascension to general manager in October 2014 as the team eclipsed its top season attendance mark for the second consecutive year. The 2016 and 2017 campaigns saw the Indians lead all of Minor League Baseball in attendance, while also welcoming Victory Field's 13 millionth fan through the gates in 2017.

Lewandowski has been active in the Indiana chapter of the Leukemia & Lymphoma Society as past president and board member, and past chair of the LLS Light the Night Walk. For a seven-year period, he was active in the youth sports coaching and mentoring ministry at Our Lady of Mount Carmel Catholic Church and School. Lewandowski spearheaded a partnership between the Indians and Play Ball Indiana in 2015 and now serves on the organization's board of directors.

A native of Fort Wayne, Ind., Lewandowski graduated with a degree in business management from Anderson University in 1993. He was also a four-year starter on the Ravens' baseball team, where he earned academic All-America honors as a first baseman and pitcher. Lewandowski resides in Carmel, Ind. with his wife, Christina, and their two children, Alyssa and Sam.





Max Schumacher

Chairman Emeritus

Indianapolis Indians baseball and the name of Schumacher are forever linked.

After 60 seasons with the club, Max Schumacher transitioned to chairman emeritus in November 2016. He relinquished his responsibilities as chairman of the board to his son, Bruce, and his title of president to Randy Lewandowski, Indians general manager.

In his altered role, Schumacher maintains his position on the finance committee, hosts his suite on game days, and provides mentorship for Indians leadership.

Under Schumacher's more than half century of leadership, the Indians have enjoyed recognition for their ongoing commitment to excellence. The team has been recognized with awards such as the Triple-A Bob Freitas Award in 1996 and 2014, *Baseball America's* Triple-A Team of the Decade for the 1990s, and, in 2005, *At The Yard Magazine's* Minor League Team of the Year. The Indians led all of Minor League Baseball in attendance during the 2016 (636,888) and

2017 seasons (641,141), two of many records set in the 22-year-old Victory Field.

Following his service in the United States Army, Schumacher began his Indians career as ticket manager in 1957, before also assuming the duties of publicity director in 1959. Schumacher then took over as general manager just two years later in 1961, serving under then-president Owen J. Bush, who would continue in that capacity for eight more years. Following Bush's retirement in 1969, Schumacher was named president.

During his tenure as the Indians' general manager, Schumacher was named the American Association's Executive of the Year for 1996, and just one year later was voted Minor League Baseball's "King of Baseball" for his long-term dedication and service to the game.

Schumacher played four years of varsity baseball while also serving as editor of *The Collegian* publication at Butler from 1950-54. Schumacher has been honored by his alma mater with the Robert Todd Duncan Alumni Achievement Award in 2003 and induction into Butler's Athletic Hall of Fame in 2005.

Along with his professional success, Schumacher has also been recognized for his impact in the Indianapolis area after formerly serving as President of the Indianapolis Downtown Kiwanis Club, the American Business Club and the Boys & Girls Clubs of Indianapolis. Schumacher was honored for his numerous contributions with the Thomas W. Moses Good Scout Award in April of 2006 for his dedication to community service, social responsibility and having a true "scout spirit."



Cal Burluson

Senior Vice President - Community Affairs

Cal Burluson enters his 45th year with the organization and has served as senior vice president of community affairs since November 2016. In this role, he has expanded his efforts of relating Indians baseball to community leaders and civic groups.

Under Burluson's leadership, recent years have been among the most successful in Indianapolis Indians history. The organization received back-to-back nods as one of the Best Places to Work in Indiana by the Indiana Chamber of Commerce and drew record attendance figures in 2014 (660,289) and 2015 (662,536). The Indians topped all of Minor League Baseball in attendance during 2016 (636,888) and 2017 (641,141).

Burluson was also honored for his outstanding management efforts when the Indians were named the 2013 Triple-A recipients of the Bob Freitas Award, presented to the organization with the best overall operations at each level of Minor League Baseball.

Burluson was hired as ticket manager and began with the team on New Year's Day, 1975. He served in that capacity for two years before taking over duties as business manager from 1977-80, publicity director from 1981-86 and assistant general manager from 1987-97.

Burluson then served as the organization's third general manager in its history from 1998-2014 and was twice voted the International League's Executive of the Year. In his previous role as vice president of baseball and administrative affairs, he functioned as the team's representative with the Pirates and International League offices.

In addition to his work with the team, Burluson has assumed a leadership role in the local community as a past chairman of the board for the American Red Cross of Greater Indianapolis, as well as a board member of the Indianapolis and Indiana Chambers of Commerce, the Indianapolis Urban League, and serves on the advisory board of the Military Family Research Institute. He is also currently a board member for Jump IN for Healthy Kids, an initiative aimed at combating childhood obesity in Central Indiana.

His passion for promoting healthy lifestyles for children was a key factor in the development and launch of RightFit – an after-school program that creates an opportunity for elementary school students to build positive relationships with public safety personnel and fight childhood obesity through nutrition-oriented education and physical activity.

Burluson received a bachelor's degree in business administration from Ohio University in 1973 and a master's degree in sports administration from OU in 1974 prior to joining the Indians staff.

**Joel Zawacki**

**Assistant General Manager - Corporate Sales and Marketing**

Joel Zawacki is assistant general manager – corporate sales & marketing for the Indianapolis Indians. Each year he is tasked with the implementation of an annual strategic marketing and communications plan to exceed an attendance goal of more than 630,000 and a revenue goal of more than \$15 million.

His primary duties and responsibilities include leading a staff of more than 20 employees in advertising, broadcasting, communications, community relations, corporate sales, game presentation, marketing, media relations, merchandising and promotions.

Zawacki also collaborates with outside advertising and media agencies to develop and implement annual campaigns including messaging, creative execution, promotional partnership, and allocation of an annual budget in excess of \$1.5 million.

Zawacki joined the organization in 2007 as sponsorship sales coordinator. He was promoted to director of corporate partnerships in 2008, and added marketing to his duties and responsibilities in 2012. He was elevated to assistant general manager in 2016.

Zawacki graduated magna cum laude from the University of Indianapolis in 2006 with a Bachelor of Arts degree in Sports Administration. He was a pitcher on the Greyhounds' baseball team and earned Great Lakes Valley Conference All-Academic Team honors.

After college and prior to joining the Indians, Zawacki worked as a sponsorship sales intern with Pacers Sports and Entertainment, and also interned with the Brevard County Manatees of Melbourne, Fla., the High-A affiliate of the Milwaukee Brewers.

Zawacki resides in downtown Indianapolis with his wife Ellen and son Jack.



**Matt Guay**

**Assistant General Manager - Tickets & Operations**

After 20 seasons with the Indians, Matt Guay has revolutionized goal-setting for the team's ticket department with no signs of slowing down.

Guay began with the Indians in 1999 as a ticket intern and has since climbed the ranks. In 2003, Guay was named director of ticket sales and immediately led his team in a 20 percent group sales increase when presented the challenge of boosting ticket sales.

In 2004, Guay was promoted to director of ticket operations and oversaw all ticket service representatives. After serving as the director of tickets for six years (2006-11), Guay now holds the title of assistant general manager - tickets and operations, where he is responsible for ticket sales and ticket service, along with all stadium operations, business operations and facility operations.

Throughout his career with the Indians, Guay has implemented daily sales goals, along with overall attendance and revenue goals, which have allowed the sales team to focus their attention on a tangible outcome. Under his leadership, the Indians surpassed 630,000 fans through the gate five consecutive years (2013-17).

Guay is also an avid member of his community and has been volunteering in the Fall Creek Place area since 2007. He is the current president of the Fall Creek Place Foundation, where his efforts in fundraising helped build a park in the neighborhood.

Guay is a Pittsburgh, Pa., native and graduated from the University of Dayton in 1998 with a degree in sport management. He lives in Indianapolis' Fall Creek Place neighborhood with his wife Emily and daughter Audrey.



# INDIANAPOLIS INDIANS FRONT OFFICE



**Victory Field**  
 501 West Maryland Street  
 Indianapolis, IN 46225  
 (317) 269-3542  
 IndyIndians.com

## **Executive Management**

Chairman of the Board & Chief Executive Officer .....	Bruce Schumacher
President & General Manager .....	Randy Lewandowski
Senior Vice President - Community Affairs .....	Cal Burleson
Chairman Emeritus .....	Max B. Schumacher
Assistant General Manager - Corporate Sales & Marketing .....	Joel Zawacki
Assistant General Manager - Tickets & Operations .....	Matt Guay

## **Communications**

Director of Communications .....	Charlie Henry
Baseball Communications Manager .....	Cheyne Reiter
Community Relations Coordinator .....	Zach McDonald
Social Media Coordinator .....	Casey McGaw
Voice of the Indians .....	Howard Kellman
Broadcaster .....	Andrew Kappes

## **Corporate Sales**

Director of Corporate Sales .....	Christina Toler
Corporate Sales Account Executives .....	Erica Otey, Jeremy Smith

## **Partnership Activation**

Partnership Activation Manager .....	Kylie Kinder
Partnership Activation Coordinator .....	Sydney Glover

## **Marketing & Promotions**

Director of Marketing & Promotions .....	Kim Stoebeck
Game Presentation & Promotions Manager .....	Hayden Barnack
Digital Marketing Manager .....	Shayla Smith
Telecast & Production Coordinator .....	Alex Leachman
Graphic Designers .....	Jessica Davis, Matthew Lipke

## **Merchandise**

Director of Merchandise .....	Mark Schumacher
Merchandise Manager .....	Patrick Westrick

## **Field Operations**

Director of Field Operations .....	Joey Stevenson
Field Operations Manager .....	Adam Basinger

## **Business Operations Department**

Senior Director of Business Operations .....	Brad Morris
Business Operations Coordinator .....	Sarah (Haynes) McKinney

## **Facilities**

Senior Director of Facilities .....	Tim Hughes
Senior Facilities Manager .....	Allan Danehy
Facilities Maintenance Tech .....	Kyle Winters

## **Stadium Operations**

Stadium Operations Manager .....	Eddie Acheson
Stadium Operations Coordinator .....	Joshua Ball
Clubhouse Managers .....	Bob Martin (Home), Jeremy Martin (Visiting)
Operations Support .....	Ricky Floyd, Ki Hubbard, Sandra Reaves

## **Tickets & Operations**

Director of Tickets - Sales & Services .....	Chad Bohm
Director of Tickets - Premium Services & Events .....	Kerry Vick
Senior Ticket Services Manager & Internship Coordinator .....	Bryan Spisak
Inside Ticket Sales Manager .....	Garrett Rosh
Senior Ticket Sales Account Executives .....	Ryan Barrett, Jonathan Howard
Ticket Sales Account Executives .....	David Diehl, Ty Eaton, Courtney Fowler
Guest Relations Coordinator .....	Cara Carrion
Inside Sales Representatives .....	Brandon Brinsey, Myles Busby, Ian Cooper, Nic Lash

## **Support Staff**

Ticket Services Assistants .....	Grace Beam, Jourdan Blackburn, Darion Howard, Blake Luker, Austin Morganti, Dean Sexton
Baseball Communications Assistant .....	Anna Kayser
Field Operations Assistants .....	Kevin Johnson, Casey Werkheiser
Stadium Operations Assistants .....	Jacob Gregory, Austin Moormeier
Merchandise Assistant .....	Caitlyn Pinkerton
Partnership Activation Assistant .....	Katie Gaubert
Business Operations Assistant .....	Michael Craft
Marketing Assistant .....	Evan Piercy

## **ARAMARK Concessions**

ARAMARK General Manager .....	Chris Scherrer
Concession Manager .....	Jamie Nicholson

## **Board of Directors**

Chairman of the Board & Chief Executive Officer .....	Bruce Schumacher
Vice Chairman & Treasurer .....	Alan R. Kimbell
Senior Vice President - Community Affairs .....	Cal Burleson
Chairman Emeritus .....	Max B. Schumacher
Secretary .....	Max W. Hittle, Jr.
Board Members .....	Henry B. Blackwell, Michael G. Browning, Jim Devellano, Theodore Engel, Kent A. Lebherz, Mary Y. Marsh, John S. Myrland, Milton O. Thompson

ORGANIZATION

2019 INDIANS

IL & OPPONENTS

2018 REVIEW

PIRATES

HISTORY

GENERAL



**100 Men in 50 Days Campaign:** For the third consecutive season, the Indians collaborated with Big Brothers Big Sisters of Central Indiana as the presenting partner of BBBSCI's 100 Men in 50 Days campaign, which sought to recruit male volunteers for the program and raise awareness of the importance of mentoring. Current and prospective Bigs and Littles participated in a "signing" day where each Little signed a one-day contract, received a specialty jersey and a private meet-and-greet with Indians players. In 2018, Big Brothers Big Sisters recruited 142 new Bigs throughout the campaign, a record for the organization. Each match will be given a free membership to the Tribe's Knot Hole Kids Club.

**Autism Awareness Day:** The Indians partnered with the Autism Society of Indiana to create a sensory-friendly game on August 26. Individuals who attended the game had access to a sensory room on our suite level which allowed them to take a break from the ballpark environment if needed. The sensory room had games, coloring materials, and other activities for the families. Over 120 individuals attended the game and the majority were first time attendees. The organization also received a portion of the ticket sales sold and raised more than \$600 for the charity.



**Backpack Giveaway:** In collaboration with Teachers' Treasures, the Indians distributed more than 600 backpacks full of school supplies to every student at a local Indianapolis school. The day of the distribution Rowdie and several players were on site to assist. Thanks to Dunkin Donuts, the faculty and staff received free coffee throughout the day.

**Bark in the Park:** For the fifth year, the Indians partnered with the Indianapolis Humane Society to host two Bark in the Park games. Fans were able to purchase a special ticket package that allowed them to enjoy the game with their furry friend in the outfield lawn of Victory Field. Each dog was given a toy and treats. A total of 346 dogs filled the outfield and enjoyed the game on these two nights.



# 2018 COMMUNITY RELATIONS HIGHLIGHTS

## COMMUNITY PROGRAMS AND INITIATIVES (cont.)



**Baseball in Education:** During four games this season, the Indians partnered with Indiana University-Purdue University of Indianapolis and Citizen's Energy Group to transform Victory Field into the biggest classroom in central Indiana. Each student was provided an in-game education workbook to fill out throughout the game. Answers to the workbook were found around the ballpark and on the videoboard between innings. The Indians offered discounted ticket prices for participating schools, as well as curriculum guides for grades K-12 that encouraged learning through baseball in the classroom. A total of 18,982 students and teachers participated in Baseball in Education days in 2018.

**Blood Drive:** For the first time, the Indianapolis Indians partnered with the American Red Cross to host a blood drive. During the blood drive, 42 units of blood were collected from the public and front office staff, which will impact up to 126 lives.

**Caroline Symmes Celebrity Softball Challenge:** On June 7, the Indians partnered with the Indiana Children's Wish Fund to host the 10th Annual Caroline Symmes Celebrity Softball Challenge. More than 6,078 fans came to Victory Field to watch their favorite Indiana-based celebrities compete in the game. This year's attendees included Indiana Pacers star Myles Turner and Indianapolis Colts legend Robert Mathis. A total of \$48,317 was raised through the event and proceeds helped the Indiana Children's Wish Fund grant wishes to Indiana children who suffer from life-threatening illnesses.

**Donations:** The Indians frequently donate tickets and merchandise items to organizations throughout Central Indiana to be used for silent auctions, raffles, and door prizes. In 2018, the organization made 1,955 donations, totaling more than \$260,265 in value.

**Hero of the Game:** The Indians recognized several heroes throughout the 2018 season. Among those recognized were retired and active members of the military, first responders, and a teacher who stopped an active shooter during a school shooting in an Indianapolis suburb. The Indians recognized 18 individuals as Heroes of the Game.

**Indy Do Day:** In conjunction with the city of Indianapolis and the Indy Do Day community service project, the Indians front office staff spent the day of September 21 rehabbing three baseball diamonds at Rhodius Park. The entire staff re-graded the infield, rebuilt the pitcher mounds, realigned the foul lines, trimmed the hedges, and cleaned the dug out.



**Indians Speaker Bureau:** The Indians Speaker Bureau offered keynote presenters to churches, civic organizations, schools, and other community organizations free of charge. They made 20 appearances in 2018.

**Jersey Auctions:** In collaboration with Big Brothers Big Sisters of Central Indiana, Indiana National Guard Relief Fund, Ronald McDonald House Charities of Central Indiana, Make-A-Wish Foundation, Shepherd Community Center, and Together We Rise, the Indians raised nearly \$49,454 for their respective charities by auctioning player-worn jerseys, a new jersey-auction record for the Tribe. Fans were able to bid on their favorite player's jersey while also supporting a local cause.





**Knot Hole Kids Club:** In 2018 9,457 kids ages 14 and under signed up to be a part of the Indians' Knot Hole Kids Club. For just \$17, club members received a Lawn or Reserved seat ticket to all 70 home games, an exclusive t-shirt, and a chance to be introduced on-field pregame as the Play Ball Kid. In addition, all Knot Hole Kids Club members were invited to run the bases after each Sunday home game.

**Mascot Appearances:** Indians mascot Rowdie represents the Tribe at community events throughout the year, not just during the baseball season. In addition to helping fans cheer on the Indians at all 70 home games, he appeared at 117 events in the Indianapolis area, including IndyHumane's Mutt Strut, Coburn Place's Lemonade Day, Best Buddies Friendship Walk, and the Children's Museum's Sports Legends Experience grand opening event.



**Mike Schneider Golf Outing:** In memory of one of our own, the Indians hosted the 14th Annual Mike Schneider Golf Outing. The Event raised a total of \$18,820, which was donated to the American Red Cross, Art with a Heart, Little Red Door, Teachers' Treasures, and Special Olympics.

**Mother's Day at Victory Field:** In collaboration with Susan G. Komen of Central Indiana, the Indians offered moms a day at the ballpark on Sunday, May 13. Families could stop by PNC Plaza and pick up a pink ribbon with a donation. Plus, 10 percent of the proceeds from all women's merchandise sold in the Hot Corner Gift Shop went to Komen. The promotion raised \$534.78 for the cause.

**Pinch Hitter:** Through the generosity of partners like Kleenit and Regions Bank, the Indians donated more than 3,262 tickets throughout central Indiana. These organizations used the tickets for staff outings, volunteer appreciation, or a fun day at the ballpark for the charity's beneficiaries.

**Play Ball Indiana:** The Indians once again partnered with Play Ball Indiana, the Indianapolis-based chapter of Major League Baseball's Reviving Baseball in Inner Cities (RBI) program. Highlights included sponsoring 10 teams in various Play Ball Indiana leagues, hosting a Pitch, Hit and Run regional competition at Victory Field, and sponsoring Play Ball Indiana's Gamefest competition. The Indians front office staff also dedicated a day of community service at Rhodius Park, rehabbing three baseball diamonds in one day.

**Regions Financial Literacy Initiative:** For the fifth consecutive year, the Indians partnered with Regions Bank to educate over 468 inner-city youth on financial literacy and provide a VIP ballpark experience. Participants rotated through four sessions: a financial literacy workshop, behind-the-scenes tour of Victory Field, a batting tutorial with Indians players, and stationary bike ride with Nine13sports. The event concluded with a player Q&A session and lunch.

# 2018 COMMUNITY RELATIONS HIGHLIGHTS

## COMMUNITY PROGRAMS AND INITIATIVES (cont.)

**RightFit:** The Indians partnered with RightFit, which is a non-profit that provides homework help, nutrition education, physical fitness, dinner, and a ride home to students at 4 different Indianapolis elementary schools. The Indians provided front office resources and players for appearances at the after-school program. The program served 426 students, 20,000 after-school meals and provided an opportunity for inner-city students to develop positive relationships with emergency and safety personnel.



**Rowdie Claus:** In December, Rowdie dressed up and played the part of Santa Claus for children and families in the Indianapolis area. With a little help from some friendly elves, the Indians provided art projects and crafts along with hot chocolate, cupcakes, and cookies. Admission to the event was a non-perishable food item, which the Indians donated to Wheeler Mission, a local homeless and recovery shelter.

**Scout Night Sleepover:** On two Friday nights in 2018, the Indians hosted a postgame sleepover for scouts. In 2018, there was one Boy Scout sleepover and one Girl Scout sleepover. Following the game, scouts were given popcorn and allowed to set up their tents in the outfield as they watched a movie on the video board. The Indians provided breakfast for all attendees as they left the next morning. A total of 1,736 scouts participated in the sleepovers in 2018.



**Thursday Craft Beer Night:** In 2018, the Indians partnered with Sun King Brewery for Thursday Craft Beer Night. During each Thursday game, Sun King brought two different local breweries for sampling in PNC Plaza. Each Craft Beer Night benefitted a local non-profit organization, including Boys and Girls Club of Indianapolis, Keep Indianapolis Beautiful, School on Wheels, American Red Cross, Little Red Door, Nine13sports, Teachers' Treasures, Special Olympics, Indianapolis Humane Society and Art with a Heart. The organizations had a promotional table next to the tasting area, threw a ceremonial pitch, addressed the crowd during pregame ceremonies and took part in a radio interview with the Indians broadcast team. Groups received a portion of tickets sold for that evening's game. In total, \$11,785 was donated back to the seven non-profit organizations in 2018.

**Tickets for Troops:** Through the generosity of season ticket holders, the Indians provided 3,483 tickets to locally stationed troops, current reserves, and veterans.

**Triple Play Little League Program:** Every year since its inception in 2013, the Indians' Triple Play program has seen exceptional growth and increasingly positive results. Last season was no exception, as the organization spent \$40,000 sponsoring 19 local youth baseball and softball leagues. In total 103 youth teams in central Indiana wore Indians jerseys and hats. As part of the program the Indians sponsored one Challenger League, which is a league for children with learning and physical disabilities.

**Valentine's Day Deliveries:** The Tribe's mascot, Rowdie, surprised 51 local lovebirds in February 2018. The special delivery included an Indians t-shirt or stuffed Rowdie doll, four box seat ticket vouchers and heart-shaped donuts from Dunkin Donuts.



**Wishes for Indiana Children's Wish Fund:** Fans wishing to have their birthday or anniversary messages displayed on the Victory Field video board were encouraged to make a donation to the Indiana Children's Wish Fund. Through this opportunity, the Indians raised \$2,578.19 in 2018.

**Youth Baseball Clinic:** On May 30, the Indians hosted a free pregame clinic for any child with a game ticket. More than 500 children attended this year's clinic, which included hands-on instruction from Indians players on hitting, pitching and fielding fundamentals. During this time, Indians manager Brian Esposito held a Q&A session with parents.

# 2018 COMMUNITY RELATIONS HIGHLIGHTS

## PIRATES COMMUNITY COMMITMENT PROGRAM

**Pirates Community Commitment Program:** Like all Pittsburgh Pirates affiliates, Indians players participated in community service throughout the baseball season. Players earned hours by visiting local children's hospitals, non-profit organizations, youth leagues and other community events. Collectively, the Indians players made 45 appearances and served 197 hours to the community during the 2018 season.

## PCCP HIGHLIGHTS



**Ronald McDonald House Charities of Central Indiana:** Several players visited the Ronald McDonald House located inside Riley Hospital for Children. They served lunch and interacted with the families. We later visited the Riley's Child Life Zone where they played games, colored with chalk, and enjoyed other activities with children.

**Indianapolis Zoo:** The Indians participated in two dolphin shows at the Indianapolis Zoo. Players interacted with the dolphins and assisted the zookeepers with tricks throughout the show.

**Boys and Girls Club of Indianapolis:** Players visited local Boys and Girls Clubs throughout the season and the players interacted with club members by playing basketball, futsal, air hockey and other activities.

**Indy Thunder Beepball for the Blind:** The Indians joined the 2018 Beep Baseball World Series champion Indy Thunder for a demonstration and practice. The Indians players participated in the game and attempted hitting and fielding with a blindfold.


**Teachers' Treasures:** In partnership with Teachers' Treasures players assisted with a backpack giveaway at Indianapolis Public School 105. Every student in the school was given a backpack full of school supplies, and more than 600 backpacks were distributed.

**Indianapolis Humane Society:** As part of an ongoing partnership with IndyHumane, Indians players visited the local humane society for its Community Day. They worked with staff and other volunteers caring for the animals and walked them around the event, showcasing the dogs to prospective families.





**2019  
INDIANS**



# BRIAN ESPOSITO

**MANAGER**

**Born:** 2/24/79 in Staten Island, N.Y.  
**Opening Day Age:** 40  
**Resides:** Sarasota, Fla.

**School:** University of Connecticut  
**Experience:** 6th season as minor league manager (2nd with Indianapolis)

## MANAGER HIGHLIGHTS

**2014-18:** Esposito is in his sixth season as a manager in the Pirates organization, his second with Indianapolis ... Was also a player-coach for Indy in 2013, but did not appear in any games ... Named Indy's skipper on 1/16/18 ... Received his first managing gig with Short-Season A James-

town in 2014 ... Piloted Single-A West Virginia for the 2015 and 2016 seasons, including a South Atlantic League playoff appearance in his first year there ... Owns an all-time managerial record of 306-262 (.539) in five years at the helm.

## CAREER SUMMARY

**IN INDIANAPOLIS:** Led the Indians to a 73-67 record in 2018, marking the 12th time in 18 seasons where Indy has finished above .500 as Pittsburgh's top affiliate ... Club finished in a tie for second with Columbus in the International League West Division, just a half-game back of Toledo ... Also came up 1.0 game short of Scranton/Wilkes-Barre in the IL Wild Card race ... Team was a season-high 8.5 games behind Toledo on 6/2/18 before a 37-23 stretch to 8/4/18 that staked Indy with a 4.5-game division lead ... Sent nine players to Pittsburgh for their MLB debuts, including pitchers Tanner Anderson, Nick Burdi, Clay Holmes, Nick Kingham and Alex McRae, and position players Kevin Kramer, Austin Meadows, Kevin Newman and Pablo Reyes ... Earned his 300th career win as manager on 8/18/18 at Lehigh Valley.

2015 and 2016 campaigns ... His 2015 team won a club record 87 games and posted a .626 winning percentage, the third-best mark among all full-season teams in Minor League Baseball ... Served as manager for Short-Season A West Virginia in 2017, guiding the team to a 40-35 record and second-place finish in the New York-Penn League's Pinckney Division.

**PLAYING CAREER:** Selected by the Boston Red Sox in the fifth round (152nd overall) of the 2000 MLB Amateur Draft ... Played 13 seasons professionally with the Boston, Anaheim, Texas, St. Louis, Colorado, Houston and Chicago (NL) organizations between 2000 and 2012 ... Hit .216, belted 38 home runs and tallied 237 RBI while throwing out 27% of would-be basestealers in the minor leagues ... Made MLB debut as a defensive replacement on 6/2/07 with St. Louis vs. Houston ... Logged two more major league appearances in 2010 with the Astros ... Played collegiately at the University of Connecticut, where he was voted Team MVP in 1999.


**PRIOR TO INDIANAPOLIS:** Began his coaching career in the Pittsburgh Pirates organization in 2013 as a player-coach for Indianapolis ... Managed Jamestown in 2014 before jumping to Single-A West Virginia for the

## ESPOSITO'S CAREER MANAGERIAL RECORD

YEAR	CLUB (MLB)	LEAGUE (Class)	W	L	PCT	FINISH.....	POSTSEASON
2014	Jamestown (PIT)	New York-Penn League (A-)	35	40	.467	2nd.....	N/A
2015	West Virginia (PIT)	South Atlantic League (A)	87	52	.626	1st.....	Reached Semifinal (1-2)
2016	West Virginia (PIT)	South Atlantic League (A)	71	68	.511	5th.....	N/A
2017	West Virginia (PIT)	New York-Penn League (A-)	40	35	.533	T-2nd.....	N/A
2018-	Indianapolis (PIT)	International League (AAA)	73	67	.521	T-2nd.....	N/A
<b>Career Totals</b>			<b>306</b>	<b>262</b>	<b>.539</b>		<b>1-2 (.333)</b>



Brian Esposito guided the Indians to a 73-67 record in 2018, his first year managing in Triple-A. (Photo by Austin Friedline)



# BRYAN HICKERSON PITCHING COACH

**Born:** 10/13/63 in Bemidji, Minn.

**Opening Day Age:** 55

**Resides:** Warsaw, Ind.

**School:** University of Minnesota

**Experience:** 5th season of professional instruction (1st with Indianapolis)

## COACHING HIGHLIGHTS

**1997-1998, 2017-18:** Hickerson is in the fifth season of his coaching career, third year with the Pittsburgh Pirates organization and first in Indianapolis after previously overseeing the pitching staff each of the previous two years (2017-18) with Double-A Altoona ... He was pitching coach for High-A Bakersfield (1997) and High-A San Jose (1998) in the California League and tutored Ryan Vogelsong and Joe Nathan while with San Jose ... Worked in ministry for 18 years (1999-2016), most of which

was in the context of professional baseball and the U.S. military ... Returned to coaching in 2017 and mentored Mitch Keller, J.T. Brubaker, Alex McRae and Brandon Waddell, among others, during his two years with the Curve ... Four pitchers earned Eastern League midseason All-Star honors under Hickerson's tutelage -- McRae and Montana DuRapau in 2017 and Taylor Hearn and Sean Keselica in 2018.

## HICKERSON'S PROFESSIONAL COACHING CAREER

YEAR(s)	CLUB (MLB)	LEAGUE (Class)	POSITION	YEAR(s)	CLUB (MLB)	LEAGUE (Class)	POSITION
1997	Bakersfield (SF)	California League (A+)	Pitching Coach	2017-18	Altoona (PIT)	Eastern League (AA)	Pitching Coach
1998	San Jose (SF)	California League (A+)	Pitching Coach	2019-	Indianapolis (PIT)	International League (AAA)	Pitching Coach


## CAREER SUMMARY

**PRIOR TO INDIANS:** Began coaching career in the San Francisco Giants system (1997-98), making one-year stops at Bakersfield and San Jose ... Ten of Bakersfield's 62 wins in 1997 were shutouts, second most in the California League ... His '97 staff also collected 35 saves, tied for fourth most in the league ... Guided San Jose's staff in 1998 to league bests in ERA (3.58), saves (46), WHIP (1.28), fewest walks (396) and shutouts (T-1st, 11) ... That staff also allowed 77 home runs, second fewest in the league ... Joined the Pirates organization as pitching coach for Altoona in 2017 ... The Curve's 2017 staff finished among team leaders in the Eastern League in fewest homers allowed (1st, 82), saves (2nd, 46), ERA (3rd, 3.67), strikeouts (4th, 1046) and batting average against (4th, .259) ... 2018 Curve staff ranked among leaders in batting average against (2nd, .240), saves (T-2nd, 39), WHIP (T-2nd, 1.28) shutouts (T-2nd, 11), ERA (4th, 3.85) and fewest homers allowed (4th, 103).

**PLAYING CAREER:** Selected by the Minnesota Twins in the seventh round (169th overall) of the 1986 MLB Amateur Draft out of the University of Minnesota ... Was also selected by the St. Louis Cardinals in the ninth round (228th overall) of the 1985 MLB Amateur Draft but did not sign ... Traded from Minnesota to San Francisco on 6/15/87 as the PTBNL in a 3/31/87 swap that saw RHP Jose Dominguez and RHP Ray Velasquez shipped to the Giants in exchange for OF Dan Gladden and RHP David Blakley ... Had a perfect 11-0 record and 1.24 ERA (13er/94.0ip) in 17 games (10 starts) for Single-A Clinton in 1987 ... Made his MLB debut with San Francisco on 7/25/91 and struck out two of the three Mets batters he faced ... Earned his first MLB win on 8/31/91 vs. St. Louis ... Spent five seasons in the majors with the Giants (1991-94), Cubs (1995) and Rockies (1995) and went 21-21 with two saves, a 4.72 ERA (212er/404.1ip) and 279 strikeouts in 209 games (36 starts) ... Went 34-26 with a 3.13 ERA (166er/477.0ip) and 456 strikeouts in 127 games (55 starts) in the minor leagues ... Received his bachelor's degree in sport and exercise science ... 1982 graduate of Bemidji (Minn.) High School, where he played baseball and basketball.



Bryan Hickerson's 2018 pitching staff in Altoona ranked among Eastern League team leaders in batting average against (2nd, .240), shutouts (T-2nd, 11), WHIP (T-2nd, 1.28), saves (T-2nd, 39) and ERA (4th, 3.85). (Photo by Altoona Curve)



## RYAN LONG

### HITTING COACH

**Born:** 2/3/73 in Houston, Texas

**Opening Day Age:** 46

**Resides:** Austin, Texas

**School:** J. Frank Dobie High School (Pasadena, Texas)

**Experience:** 19th season of professional instruction (2nd with Indianapolis)

## COACHING HIGHLIGHTS

**2001-18:** Long is entering the 19th season of his professional coaching career, 11th within the Pirates organization and second with Indianapolis ... His career as hitting coach features stints with the Pittsburgh and Kansas City organizations ... Was Indy's hitting coach in 2018 after serving in the same capacity with Single-A West Virginia the previous two years (2016-17) ... Was High-A Bradenton's hitting coach in 2015 and 2011, sprinkling those one-year stints around

two runs as Double-A Altoona's hitting coach (2009-10, 2012-14) ... Won 2010 Eastern League Championship with the Curve ... Spent 2007-08 seasons as hitting coach for Single-A Burlington in KC's organization ... Helped Bees capture 2008 Midwest League Championship ... Coached in the White Sox system from 2001-06 and won a South Atlantic League Championship with Single-A Kannapolis in 2005.

## LONG'S PROFESSIONAL COACHING CAREER

YEAR(s)	CLUB (MLB)	LEAGUE (Class)	POSITION	YEAR(s)	CLUB (MLB)	LEAGUE (Class)	POSITION
2001-06	White Sox System	Minor Leagues	Coach	2012-14	Altoona (PIT)	Eastern (AA)	Hitting Coach
2007-08	Burlington (KC)	Midwest League (A)	Hitting Coach	2015	Bradenton (PIT)	Florida State (A+)	Hitting Coach
2009-10	Altoona (PIT)	Eastern (AA)	Hitting Coach	2016-17	West Virginia (PIT)	South Atlantic (A)	Hitting Coach
2011	Bradenton (PIT)	Florida State (A+)	Hitting Coach	2018-	Indianapolis (PIT)	International (AAA)	Hitting Coach

## CAREER SUMMARY

**IN INDIANAPOLIS:** In 2018 under Long, Indy's offense led all International League teams in batting average (.271), hits (1251), doubles (310), on-base percentage (.335), OPS (.753) and batting average with runners in scoring position (.269) ... The Indians also ranked second in the league in runs scored (625), RBI (594), total bases (1933), fewest strikeouts (1044), stolen bases (111) and slugging percentage (.418) ... Indy had never led the IL in batting average and hadn't led its respective league in batting average since 1978 (.286 in the American Association) ... The club's 310 two-baggers ranked second in all of Minor League Baseball behind Triple-A Las Vegas' 313 ... Kevin Kramer (T-2nd, .311), Kevin Newman (4th, .302) and Pablo Reyes (T-8th, .289) all ranked among the top 10 IL qualifiers in batting average.

**PRIOR TO INDIANS:** Began coaching career in 2001 as a coach in the Chicago White Sox farm system ... Won a South Atlantic League Championship with Kannapolis in 2005 and remained in the White Sox system through the 2006 season ... Joined the Kansas City Royals organization as hitting coach for Burlington in 2007 ... His 2008 Midwest League Champion Burlington team featured Mike Mustakas and its offense was among the league's top three teams in triples (1st, 45), hits (2nd, 1205), total bases (2nd, 1854), home runs (3rd, 112), slugging percentage (3rd, .397) and batting average (T-3rd, .258) ... Joined Pirates minor league system as hitting coach for Altoona in 2009 ... That team finished fourth among Eastern League squads with 257 doubles ... In 2010, his Altoona offense -- led by Josh Harrison's .300 average -- was among EL leaders in hits (2nd, 1294), batting average (T-2nd, .268), triples (3rd, 38), doubles (4th, 268) and stolen bases (4th, 120) ... Was the hitting coach for Bradenton in 2011, where his offense was the Florida State League's best and ultimately earned another playoff bid ... They led the FSL in average (.278), on-base percentage (.357), slugging percentage (.422), runs scored (699) and walks (516), finished second in hits (1247), doubles (265), triples (42) and total bases (1893), and ended up third in stolen bases (125) ... Returned to Altoona as hitting coach from 2012-14 ... His 2012 team tied for the EL lead with 42 triples ... In 2013, they paced the league in triples (44) and were second in stolen bases (146) ... The 2014 Curve featured league highs in triples (43) and home runs (124) while racking up the second-most stolen bases (159) ... Went back to Bradenton for the 2015 campaign, where his offense led the FSL in average (.271), hits (1286) and on-base percentage (.333) ... Had three players (Austin Meadows, Jin-De Jhang and Erich Weiss) all finish in the top eight FSL batting leaders that season ... spent the 2016-17 seasons with Single-A West Virginia.



**PLAYING CAREER:** Selected by the Kansas City Royals in the second round (45th overall) of the 1991 MLB Amateur Draft ... Played in Kansas City's farm system from 1991-98 ... Set career highs in doubles (29), home runs (20) and RBI (78) for Double-A Wichita in 1996 ... Made appearances with Triple-A Omaha in his final two years in KC's system ... Hit .222 (2-for-9) with two RBI and two runs scored in six major league games with the Royals in 1997, his lone big league season ... Recorded his first MLB hit and RBI off former Indianapolis Indian and future Hall of Famer Randy Johnson on 7/18/97 ... Played in eight games for Double-A Orlando in the Tampa Bay Devil Rays system in 1998 before spending the rest of the season splitting games between two independent Atlantic League teams, Newark and Lehigh Valley ... Returned to affiliated ball in 2000 with the Chicago White Sox and appeared for High-A Winston-Salem, Double-A Birmingham and Triple-A Charlotte ... Was a lifetime .262 hitter (833-for-3176) with 172 doubles, 18 triples, 94 home runs, 440 RBI and 51 stolen bases in 873 career minor league games.





## DRU SCOTT

ATHLETIC TRAINER

**Born:** 1/2/85 in Mulberry, Ind.

**Opening Day Age:** 34

**Resides:** Fort Wayne, Ind.


**School:** Manchester (North Manchester, Ind.) College

**Experience:** 11th season of professional instruction (3rd with Indianapolis)

### CAREER SUMMARY

**2009-18:** Scott enters his 11th season as an athletic trainer in the Pittsburgh organization, his third at the Triple-A level ... Spent the 2015-16 seasons with Double-A Altoona after working the previous three years with High-A Bradenton ... Also spent two seasons with Single-A West Virginia (2010-11) after working with the GCL Pirates in Bradenton, Fla., in 2009.

**PERSONAL:** A native of Indiana, Scott received a degree in athletic training from Manchester (Ind.) College in 2007 ... Is certified by the National Academy of Sports Medicine (NASM) as a Corrective Exercise Specialist and a Performance Enhancement Specialist (PES) ... Spent two years (2007-08) working for Unity Sports Medicine, which covers West Lafayette High School ... Resides in Fort Wayne, Ind., with his wife Mandy.



## ALAN BURR

STRENGTH COACH

**Born:** 9/26/83 in Roanoke Rapids, N.C.

**Opening Day Age:** 35

**Resides:** Clay, N.Y.

**School:** Appalachian State University

**Experience:** 7th year of professional career (3rd with Indianapolis)


### CAREER SUMMARY

**2013-18:** Burr enters his seventh season with the Pirates organization, his third with the Indians ... Previously worked with Double-A Altoona in 2014 and 2016, High-A Bradenton in 2015 and Single-A West Virginia in 2013 ... Spent six years in the collegiate ranks prior to entering Minor League Baseball ... Was the assistant strength and conditioning coach at Florida International University for two years (2011-12) and worked at Central Connecticut State University from 2008-11 ... Served as a strength and conditioning coach intern during the summer of 2008 at the Georgia Institute of Technology ... Also served as a graduate assistant strength and conditioning coach at Appalachian State University from 2006-08 ... Began his strength and conditioning coaching career at Mike Boyle Strength and Conditioning in summer of 2006.

**PERSONAL:** Is a certified and registered strength and conditioning coach by the National Strength and Conditioning Association and is a member of the Professional Baseball Strength and Conditioning Coach Society ... Is a 2008 graduate of Appalachian State University, where he received a master's degree in exercise science ... Also a 2005 graduate of East Carolina University, where he received a bachelor's degree in exercise science ... Resides in Clay, N.Y., with his wife Erin ... Has two sons; Carter (5) and Weston (2).



Sean Rodriguez (right) was one of six Pirates to join Indianapolis on a rehab assignment in 2018. (Photo by Austin Friedline)



# DARIO AGRAZAL

RHP

**Born:** 12/28/94 in Aguadulce, Panama  
**MLB Debut:** N/A  
**Height/Weight:** 6-2/240  
**Twitter:** N/A

**Opening Day Age:** 24  
**ML Service:** 0.000  
**Bats/Throws:** R/R  
**Instagram:** @dario\_agrazal

**Acquired:** Signed as a non-drafted free agent on 7/1/12  
**2019 Baseball America Ranking (PIT):** No. 29  
**2019 MLB Pipeline Ranking (PIT):** N/A

## Single-Game Bests/Misc.

**Complete Games**  
N/A

**Shutouts**  
N/A

**Innings (Start)**  
8.0

9/5/17 vs. Greenville (A)

**Innings (Relief)**  
5.0 (2x)

Last - 5/7/18 vs. Bowie (AA)

**Hits Allowed**  
13

9/3/18 @ Bowie (AA)

**Earned Runs Allowed**  
10

9/3/18 @ Bowie (AA)

**Home Runs Allowed**  
5

9/3/18 @ Bowie (AA)

**Strikeouts**  
8

5/18/17 @ Daytona (A+)

**10+ Strikeout Games**  
N/A

**Walks**  
4

7/16/13 @ DSL Cubs (R)

**Winning Streak**  
6

6/8-8/19/13 (R)

**Losing Streak**  
3 (6x)

Last - 8/24-9/3/18 (AA)

## PERSONAL

- Dario Abdial Agrazal, wife's name is Karol.
- Father, Dario, is a well-known coach and former pitcher in Panama.
- Was on Panama's roster in the 2016 World Baseball Classic qualifiers.
- Lists Derek Jeter as his favorite athlete while growing up.
- Enjoys fishing in his spare time.

## TRANSACTIONS

- Signed with PIT as a non-drafted free agent on July 1, 2012.
- Had his contract first selected by PIT on Nov. 20, 2017.

## 2018

- In 17 games (16 starts) between High-A Bradenton and Double-A Altoona, went 5-6 with a 3.65 ERA (38er/93.2ip) and 1.14 WHIP.
- Began season with Altoona, where he posted a 5-6 record, 3.99 ERA (38er/85.2ip) and 52 strikeouts in 15 games (14 starts).
- Pitched 6.0 scoreless, hitless innings in season debut on 4/6 vs. Akron (ND, 1bb, 3bb, 2k).
- Went 1-0 with a 1.46 ERA (4er/24.2ip) and 0.89 WHIP in four April starts.
- Made his lone relief appearance of the season and third of his career on 5/7 vs. Bowie (5.0ip, 2h, 1r, 0er, 0bb, 2k); pitched in relief of RHP Joe Musgrove, who was on MLB rehab.
- Recorded a season-high seven strikeouts on 5/13 at Reading (6.0ip).
- Went 3-0 with a 1.30 ERA (6er/41.2ip) over first seven outings (six starts) thru 5/13; his 1.30 ERA ranked third among Eastern League leaders.
- Placed on DL on 5/29 (retro to 5/26) with a right shoulder strain; ranked seventh in the EL with a 2.79 ERA at the time.
- Activated from DL and assigned to Bradenton on 7/23; did not allow a run in either start with the Marauders (8.0ip, 3h, 0bb, 4k).
- Returned to Altoona on 8/5 and went 2-2 with a 2.63 ERA (7er/24.0ip) in his first four starts off the DL.
- Allowed career highs in runs (10), hits (13) and home runs (5) on 9/3 at Bowie (3.0ip).
- Had a 2.79 ERA (16er/51.2ip) before the All-Star Break versus 5.82 (22er/34.0ip) after.
- Started Game 4 of the EL Western Division Series on 9/8 vs. Akron and took the loss as the Curve were eliminated from the postseason (2.1ip, 5r).

## 2017

- Began season with Bradenton and went 5-3 with a 2.91 ERA (26er/80.1ip) in 14 games (13 starts).
- Was the Marauders' Opening Day starter on 4/6 at Charlotte (ND, 4.2ip, 6h, 4r, 2er, 1bb, 2k).
- Made his second career relief appearance on 5/13 vs. Palm Beach, throwing a scoreless eighth inning.
- Struck out a career-high eight batters on 5/18 at Daytona (ND, 7.0ip, 5h, 2r, 1er, 0bb).
- Won four of first five decisions through 5/23 (10 games/9 starts), owning a 2.50 ERA (16er/57.2ip) during that stretch.
- Named to the Florida State League midseason All-Star team after allowing two ER or less in nine of his 13 starts.
- Transferred to Altoona on 6/20 and made his Double-A debut on 6/21 vs. Trenton (L, 4.0ip, 3h, 2r, 2er, 2bb, 2k).
- Placed on DL on 6/24 with a right pectoral strain and missed the remainder of the season.

## 2016

- Spent entire season with Single-A West Virginia and went 8-12 with a 4.20 ERA (79er/150.0ip) in 27 starts.
- Also threw for a career-high 88 strikeouts over the season.
- Won his first start with 5.0 scoreless innings (4h, 1bb, 1k) on 4/10 at Greensboro.
- Recorded a 2.80 ERA (14er/45.0ip) through his first nine starts; allowed two ER or less in seven of those outings.
- Went 3-0 with a 1.95 ERA (7er/32.1ip) and 14 strikeouts in five starts from 6/24-7/14.
- Set career high in innings for a start with 8.0 on 9/5 vs. Greenville, his final start of the season (W, 3h, 0r, 0bb, 5k).
- Led the South Atlantic League in innings pitched, losses, hits allowed (173) and home runs surrendered (18); also tied for second in the league in starts and hit by pitches (14).

## 2015

- Spent the entire season with Short-Season A West Virginia and went 6-5 with a 2.72 ERA (23er/76.0ip) in 14 starts.
- Went 3-0 with a 2.14 ERA (5er/21.0ip) in four starts between 7/6-22.
- Selected to the New York-Penn League midseason All-Star team after going 5-4 with a 2.90 ERA (19er/59.0ip) before the break.
- Ranked among NYPL leaders in ERA (3rd), WHIP (4th, 1.08), innings pitched (5th) and average against (9th, .245).
- Led West Virginia in innings pitched.
- Allowed two ER or less in 12 of 14 starts.

## 2014

- Spent entire season with the GCL Pirates and went 3-4 with a 4.20 ERA (26er/55.2ip) in 12 starts.
- Shared the league lead in starts and ranked fourth in innings pitched; also led the league in hits allowed (65).
- Went 2-0 with a 1.29 ERA (2er/14.0ip) in three starts from 6/28-7/10.
- Did not allow a run in back-to-back starts (10.0ip, 3h, 0bb, 6k) on 8/5 and 8/11.
- Held opponents to two ER or less in seven of 12 starts.

## 2013

- Spent entire season with the DSL Pirates, going 6-0 with a 2.40 ERA (16er/60.0ip) in 13 games (12 starts).
- Did not allow a run in his first two professional starts (9.0ip, 8h, 1bb, 6k); recorded a 0.95 ERA (2er/19.0ip) and three scoreless outings in his first four starts overall.
- Named to the Dominican Summer League midseason All-Star team after going 4-0 with a 2.48 ERA (10er/36.1ip) in eight first-half starts.
- Set a career-high win streak of six from 6/8-8/19.
- Only allowed a career-low two home runs for the season.

## AWARDS & HONORS

FSL All Star (Mid, 2017)

NYPL All-Star (Mid, 2015)

DSL All-Star (Mid, 2013)

## CAREER PITCHING STATS

YEAR	TEAM	LG	LVL	ORG	W-L	ERA	G	GS	CG	SHO	SV-SVO	IP	H	R	ER	HR	HB	BB-IBB	SO	AVG	WHIP
2013	DSL Pirates2	DSL	R	PIT	6-0	2.40	13	12	0	0	0-0	60.0	57	21	16	2	3	10-0	32	.249	1.23
2014	GCL Pirates	GCL	R	PIT	3-4	4.20	12	12	0	0	0-0	55.2	65	30	26	3	1	5-0	34	.286	1.26
2015	WV BackBeats NYPL	A	PIT		6-5	2.72	14	14	0	0	0-0	76.0	71	27	23	3	9	11-0	45	.245	1.08
2016	WV Power SAL	A	PIT		8-12	4.20	27	27	0	0	0-0	150.0	173	80	70	18	14	18-0	88	.295	1.27
2017	Bradenton FSL	A+	PIT		5-3	2.91	14	13	0	0	0-0	80.1	73	34	26	4	3	10-0	63	.243	1.03
2017	Altoona FSL	AA	PIT		0-1	4.50	1	1	0	0	0-0	4.0	3	2	2	0	0	2-0	2	.231	1.25
2018	Bradenton FSL	A+	PIT		0-0	0.00	2	2	0	0	0-0	8.0	3	0	0	0	0	0-0	4	.120	0.38
2018	Altoona FSL	AA	PIT		5-6	3.99	15	14	0	0	0-0	85.2	91	41	38	9	7	13-0	52	.275	1.21
<b>Minor League Totals</b>					<b>33-31</b>	<b>3.48</b>	<b>98</b>	<b>95</b>	<b>0</b>	<b>0</b>	<b>0-0</b>	<b>519.2</b>	<b>536</b>	<b>235</b>	<b>201</b>	<b>39</b>	<b>37</b>	<b>76-0</b>	<b>320</b>	<b>.267</b>	<b>1.18</b>



# STEPHEN ALEMAIS

INF

**Born:** 4/12/95 in New York, N.Y.  
**MLB Debut:** N/A  
**Height/Weight:** 6-0/190  
**Twitter:** @s7mba

**Opening Day Age:** 23  
**ML Service:** 0.000  
**Bats/Throws:** R/R  
**Instagram:** @stephenalemais

**Acquired:** Selected by PIT in 3rd round (105th overall) of the 2016 First-Year Player Draft  
**2019 Baseball America Ranking (PIT):** No. 26  
**2019 MLB Pipeline Ranking (PIT/Tools):** No. 26 / Defense 60

## Single-Game Bests/Misc.

**Hits**  
4 (3x)  
Last - 7/19/18 @ Reading (AA)

**Home Runs**  
2  
4/19/17 @ Hickory (A)

**RBI**  
5  
8/14/17 vs. Daytona (A+)

**Runs**  
3  
7/23/16 vs. Connecticut (A-)

**Stolen Bases**  
2 (4x)  
Last - 6/20/18 @ Richmond (AA)

**Walks**  
2 (8x)  
Last - 8/24/18 vs. Richmond (AA)

**Hit Streak**  
8 (4x)  
Last - 7/16-26/18 (AA)

**Grand Slams**  
N/A

**Multi-home Games**  
1  
4/19/17 @ Hickory (A)

## PERSONAL

- Stephen Gavin Alemais.
- Played three years (2014-16) at Tulane (New Orleans, La.) University, where he hit .293 with 31 doubles, six triples, three home runs, 69 RBI and 57 stolen bases in 161 career games.
- Ranked fifth in school history for most double plays turned (115), eighth in assists (513) and 13th in stolen bases.
- Earned first-team All-American Athletic Conference honors in 2016 while also being named a D1Baseball.com preseason second-team All-American and a Louisville Slugger third-team All-American that year.
- Hit .311 with 14 doubles, one home run, 28 RBI and 19 stolen bases as a junior in 2016.
- Was an all-second team American Athletic Conference member as a sophomore in 2015 while also being named to the 2015 NCAA Baton Rouge Regional All-tournament team.
- First player in school history to be drafted by the Pirates.
- Three-time letterwinner in basketball (shooting guard) and baseball at All Hallows (Bronx, N.Y.) High School.
- 2013 graduate of Elev8 Sports Institute (Delray Beach, Fla.), where he helped lead his team to a 43-11 record.
- Earned first-team all-state honors during his junior and senior years, while earning all-district, all-city and all-league honors during his sophomore, junior and senior campaigns.
- Owens the single-season All Hallows record for most hits in a season.

## TRANSACTIONS

- Selected by PIT (3rd round, 105th overall) in the 2016 First-Year Player Draft.

## 2018

- Rated by *Baseball America* as Pittsburgh's No. 28 prospect prior to the season.
- Spent entire season with Double-A Altoona, batting .279 (112-for-402) with 21 XBH, 34 RBI, 56 runs scored and 16 stolen bases in 120 games.
- Set full-season career highs in average, base hits, total bases (139), doubles (16), triples (4), RBI, walks (44), stolen bases and games played.
- Hit safely in 14 of first 16 games (.306, 19-for-62) with two doubles, one triple, three RBI and five walks.
- Had one four-hit game (4-for-5) on 7/19 at Reading to tie a career best.
- Connected on go-ahead, RBI single in seventh inning on 7/24 at Akron off rehabbing Indians' LHP Andrew Miller.
- Reached base safely in 42 of his last 47 games (7/5 through end of the regular season), hitting safely in 36 of those contests, batted .317 (51-for-161) and had an OBP of .400 during that stretch.
- Had three separate career-high-tying eight-game hitting streaks (4/17-25, 5/25-6/1, 7/16-26).
- Hit .375 (3-for-8) with the bases loaded, driving in 11 runs.
- Ranked second on Altoona's roster in stolen bases, was third in walks, fourth in runs scored, hits and triple and fifth in doubles.
- Tabbed by *Baseball America* as the Eastern League's "Best Defensive Second Baseman" after leading EL second basemen in games (114), total chances (512), putouts (166), assists (334) and double plays (71).
- Was listed as Pittsburgh's No. 18 prospect by MLB Pipeline after the season concluded.
- Played in one Dominican Winter League game with Estrellas (0-for-2, 1k).

## 2017

- Rated by *Baseball America* as Pittsburgh's No. 29 prospect prior to the season.
- Began season with Single-A West Virginia, hitting .223 (27-for-121) with three home runs, six doubles and 12 RBI over 29 games.
- Started the season 0-for-10 but hit .300 (18-for-60) over his next 14 games from 4/11-30, tallying four doubles, two triples, two home runs, nine RBI and four stolen bases.
- Logged the only multi-home run game of career on 4/19 at Hickory (2-for-5).
- Placed on the DL on 5/19; joined the GCL Pirates on a rehab assignment on 7/4 and in eight games, hit .259 (7-for-27) with three doubles and two RBI.
- After coming off the DL, was assigned to High-A Bradenton and batted .317 (32-for-101) with 20 RBI and a .393 OBP in 30 games.
- Recorded a career-high five RBI on 8/14 vs. Daytona (4-for-4, 1 2B, 2 R, 1 SF).

## 2016


- Was tabbed by *Baseball America* in its Best Tools edition as the fourth-best "Defensive Player" from the 2016 First-Year Player Draft.
- Began his professional career with Short-Season A West Virginia and hit .263 (41-for-156) with 18 RBI and nine stolen bases in 39 games.
- Recorded first professional hit and multi-hit game on 6/19 vs. Batavia.
- Set a career-high hitting streak of eight games from 6/22-7/13.
- Scored a career-high three runs on 7/23 vs. Connecticut.
- Tallied six consecutive multi-hit games from 8/9-18 (1), hitting .519 (14-for-27) with two doubles, one homer and five RBI.
- Hit first professional home run on 8/10 at State College.

## AWARDS & HONORS

N/A

## CAREER BATTING STATS

YEAR	TEAM	LG	LVL	ORG	AVG	G	AB	R	H	2B	3B	HR	RBI	BB	IBB	SO	SB	CS	OBP	SLG	OPS	SF	SAC	HBP	GIDP
2016	WV/Black Bears	NYP	A-	PIT	.263	39	156	23	41	5	0	1	18	5	0	18	9	3	.297	.314	.611	1	3	3	1
2016	WV Power	SAL	A	PIT	.189	11	37	2	7	1	1	0	2	2	0	11	1	3	.244	.270	.514	1	1	1	2
2017	WV Power	SAL	A	PIT	.223	29	121	14	27	6	2	3	12	5	0	32	5	3	.266	.380	.646	0	3	2	2
2017	Bradenton	FSL	A+	PIT	.317	30	101	10	32	6	0	1	20	14	0	14	5	2	.393	.406	.799	2	5	0	1
2017	GCL Pirates	GCL	R	PIT	.259	8	27	6	7	3	0	2	4	1	5	5	0	0	.355	.370	.725	0	0	0	0
2018	Altoona	EAS	AA	PIT	.279	120	402	56	112	16	4	1	34	44	1	69	16	9	.346	.346	.692	8	5	2	13
<b>Minor League Totals</b>					<b>.268</b>	<b>237</b>	<b>844</b>	<b>111</b>	<b>226</b>	<b>37</b>	<b>7</b>	<b>6</b>	<b>88</b>	<b>74</b>	<b>2</b>	<b>149</b>	<b>36</b>	<b>20</b>	<b>.328</b>	<b>.350</b>	<b>.678</b>	<b>12</b>	<b>17</b>	<b>8</b>	<b>19</b>



# STEVEN BARON

**Born:** 12/7/90 in Miami, Fla.  
**MLB Debut:** 9/9/15 (SEA) vs. TEX  
**Height/Weight:** 6-0/205  
**Twitter:** @SBaron88

**Opening Day Age:** 28  
**ML Service:** 0.047  
**Bats/Throws:** R/R  
**Instagram:** @sbaron88

**Acquired:** Signed as a minor league free agent on 12/17/18  
**2019 Baseball America Ranking (PIT):** N/A  
**2019 MLB Pipeline Ranking (PIT):** N/A

### Single-Game Bests/Misc.

**Hits**  
 4 (3x)  
 Last - 6/23/17 @ Reno (AAA)

**Home Runs**  
 1 (2x)  
 Last - 8/12/17 vs. Midland (AA)

**RBI**  
 4 (3x)  
 Last - 7/3/15 vs. Las Vegas (AAA)

**Runs**  
 3 (6x)  
 Last - 5/11/17 vs. Round Rock (AAA)

**Stolen Bases**  
 2  
 4/24/12 vs. Fort Wayne (A)

**Walks**  
 4  
 8/3/13 @ Lancaster (A+)

**Hit Streak**  
 9  
 6/4-22/12 (A)

**Grand Slams**  
 N/A

**Multi-home Games**  
 N/A

- ### 2018
- » Attended spring training as a non-roster invitee with St. Louis and spent nearly the entire season with Triple-A Memphis, hitting .213 (.229-for-136) with five doubles and seven RBI in 41 games.
  - » Threw out eight of the 26 runners (31 percent) attempting to steal against him.
  - » Recorded a season-high three hits on 5/8 at Oklahoma City.
  - » Had his contract selected by St. Louis on 5/17; had a pinch-hit appearance on 5/18 and started behind the plate on 5/19 vs. Philadelphia, his first MLB start since 9/25/15 with Seattle.
  - » Recorded his first major league hit (single) on 5/19 off Philadelphia RHP Luis Garcia.
  - » Optioned to Memphis on 5/26 and spent rest of season in Triple-A.
  - » Hit .333 (9-for-27) during an eight-game hitting streak from 6/22-7/22.
  - » Won a Pacific Coast League and Triple-A National Championship with the Redbirds.
  - » Played for Escogido in the Dominican Winter League and hit .258 (8-for-31) with one homer and four RBI in 11 games.

- ### 2015
- » Begon season with Jackson, where he hit .243 (26-for-107) with 13 RBI in 35 games.
  - » Transferred to Tacoma on 6/4 and hit .277 (51-for-184) with 15 XBH and 20 RBI in 53 games.
  - » Notched his second career four-hit game on 6/18 at Albuquerque (4-for-4, 3 R, 1 BB).
  - » Recorded third career four-RBI game on 7/3 vs. Las Vegas (2-for-4, 1 HR, 1 2B).
  - » Had his contract selected by Seattle on 9/8 and made MLB debut on 9/9 vs. Texas, starting behind the plate in a 6-0 shutout; came the first Mariners catcher in club history to catch a shutout in his MLB debut and third catcher in MLB history to catch a 9.0-inning one-hitter in his debut, joining Red Sox backstop Russ Gibson (4/14/67 at New York [AL]) and Pittsburgh's Walter Schmidt (4/13/1916 at St. Louis).
  - » Went 0-for-11 with two strikeouts in four MLB games.

- ### 2017
- » Begon season with Triple-A Tacoma and hit .256 (42-164) with two homers, six doubles and 17 RBI in 54 games.
  - » Threw out 11 of the 50 runners (22 percent) attempting to steal against him with the Rainiers.
  - » Went 3-for-3 with a double, homer, one RBI and three runs scored on 5/11 vs. Round Rock.
  - » Hit .343 (12-for-35) over a 12-game stretch from 4/16-5/13, recording two doubles, two home runs, six RBI and a .996 OPS.
  - » Collected four singles, one RBI and one run scored on 6/23 at Reno, the third four-hit game of his career.
  - » Transferred to Double-A Arkansas on 8/11 and hit .196 (10-for-51) with one homer and five RBI in 16 games.
  - » Retired seven of the 12 runners (58 percent) trying to steal against him in the Texas League.

- ### 2014
- » Begon season with High-A High Desert and hit .254 (36-for-142) with 12 XBH and 23 RBI in 39 games.
  - » Threw out 44 percent (24-for-54) of runners trying to steal against him in the California League.
  - » Hit .320 (16-for-50) during a 12-game stretch from 4/23-5/19, hitting safely in 10 of those games.
  - » Transferred to Jackson on 7/8; hit .275 (19-for-69) and retired 50 percent (6-for-12) of basestealers in 21 games.
  - » Had a seven-game hitting streak (8/6-16), batting .462 (12-for-26) but was placed on the DL on 8/18 and missed the rest of the season with a hamstring strain.

### PERSONAL

- » Steven Phillip Baron, wife's name is Chylenee.
- » 2009 graduate of John A. Ferguson (Miami, Fla.) High School (the only MLB player to come from that school).

### TRANSACTIONS

- » Selected by SEA (1st round, Supplemental, 33rd overall) in the 2009 First-Year Player Draft.
- » Had his contract first selected by SEA on Sept. 8, 2015.
- » Released by SEA on Nov. 9, 2016.
- » Signed by SEA as a minor league free agent on Nov. 18, 2016.
- » Elected free agency on Nov. 6, 2017.
- » Signed by STL as a minor league free agent on Dec. 1, 2017.
- » Elected free agency on Nov. 2, 2018.
- » Signed by PIT as a minor league free agent on Dec. 17, 2018.

- ### 2016
- » Spent season with High Desert, hitting .208 (69-for-331) with career highs in homers (5), triples (5) and RBI (47).
  - » Ranked second in the CAL in caught stealing percentage (40.7, 44-for-108).
- ### 2012
- » Spent year with Single-A Clinton, hitting .241 (60-for-249) with 24 XBH, 30 RBI and a career-high 10 stolen bases.
  - » Threw out 47.7 percent (31-of-65) of attempted basestealers; would have led the Midwest League if he had caught enough innings to qualify.
  - » Recorded first career four-hit game on 5/28 at Burlington.

- ### 2013
- » Spent year with Single-A Clinton, hitting .241 (60-for-249) with 24 XBH, 30 RBI and a career-high 10 stolen bases.
  - » Threw out 47.7 percent (31-of-65) of attempted basestealers; would have led the Midwest League if he had caught enough innings to qualify.
  - » Recorded first career four-hit game on 5/28 at Burlington.
- ### 2011
- » In 62 games (61 starts) between Clinton and High Desert, threw out 44 percent (40-of-90) of basestealers.
- ### 2010
- » Named a Northwest League postseason All-Star after leading all of MLB with 63 runners caught stealing.
- ### 2009
- » First pro hit was a two-run homer on 7/20 at Princeton.

### AWARDS & HONORS

NWL All-Star (Post, 2010)

## CAREER BATTING STATS

YEAR	TEAM	LG	LVL	ORG	AVG	G	AB	R	H	2B	3B	HR	RBI	BB	IBB	SO	SB	CS	OBP	SLG	OPS	SF	SAC	HBP	GIDP
2009	Pulaski	APP	R+	SEA	.179	30	106	12	19	6	0	2	13	7	1	38	0	0	.241	.292	.534	1	0	2	1
2010	Everett	NWL	A-	SEA	.253	39	138	18	59	12	3	22	12	7	0	69	6	0	.327	.399	.680	3	2	4	4
2010	Clinton	MID	A	SEA	.182	45	154	10	28	3	0	1	14	10	0	47	1	1	.229	.221	.450	2	1	0	1
2011	Clinton	MID	A	SEA	.197	57	198	17	39	13	0	4	20	17	0	69	6	0	.266	.323	.589	1	1	2	5
2011	High Desert	CAL	A+	SEA	.188	5	16	3	3	1	0	0	1	1	0	4	0	0	.222	.250	.472	1	1	0	1
2012	Clinton	MID	A	SEA	.241	64	249	29	60	18	2	4	30	13	1	49	10	1	.280	.378	.657	4	3	2	5
2013	High Desert	CAL	A+	SEA	.208	66	331	31	6	18	5	5	47	18	0	93	7	0	.247	.338	.586	3	1	0	9
2014	High Desert	CAL	A+	SEA	.254	39	142	18	36	10	1	1	23	10	0	27	3	1	.308	.359	.667	4	0	3	1
2014	Jackson	SOU	AA	SEA	.275	21	69	5	19	4	1	6	7	0	12	1	1	.342	.362	.704	0	0	0	3	
2015	Jackson	SOU	AA	SEA	.243	25	107	17	26	5	1	0	13	20	0	27	0	0	.302	.308	.610	1	0	0	4
2015	Tacoma	PCL	AAA	SEA	.227	53	184	27	51	12	0	3	20	10	0	38	4	1	.316	.391	.708	1	1	1	8
2015	SEATTLE	AL	MLB	SEA	.000	4	11	0	0	0	0	0	0	0	0	2	0	0	.000	.000	.000	0	0	0	2
2016	Tacoma	PCL	AAA	SEA	----	1	0	0	0	0	0	0	0	0	0	0	0	0	----	----	.000	0	0	0	0
2016	Jackson	SOU	AA	SEA	.280	66	232	35	65	7	1	3	22	34	0	54	3	1	.377	.538	.735	0	1	2	6
2017	Tacoma	PCL	AAA	SEA	.256	54	164	16	42	6	0	2	17	20	0	42	0	0	.339	.329	.668	1	1	1	6
2017	Arkansas	TEX	AA	SEA	.196	16	51	2	10	1	0	1	5	4	0	12	0	0	.281	.275	.555	0	0	2	3
2018	ST. LOUIS	NL	MLB	STL	.200	2	5	1	1	0	0	0	0	0	0	2	0	0	.200	.200	.400	0	0	0	0
2018	Memphis	PCL	AAA	STL	.213	41	136	8	29	5	0	0	7	8	0	33	0	0	.262	.250	.512	0	0	0	1
	Major League Totals				.063	6	16	0	1	0	0	0	0	0	0	4	0	0	.063	.063	.125	0	0	0	2
	Triple-A Totals				.252	149	484	51	122	23	0	5	44	38	0	113	4	2	.309	.331	.640	2	2	3	19
	Minor League Totals				.234	666	2337	248	546	121	13	29	260	185	3	587	10	.293	.334	.627	18	14	18	62	



# JAKE BARRETT

RHP

**Born:** 7/22/91 in Upland, Calif.  
**MLB Debut:** 4/4/16 (ARI) vs. COL  
**Height/Weight:** 6-2/240  
**Twitter:** N/A

**Opening Day Age:** 27  
**ML Service:** 1.140  
**Bats/Throws:** R/R  
**Instagram:** N/A

**Acquired:** Claimed off waivers from SF on 3/1/19

**2019 Baseball America Ranking (PIT):** N/A

**2019 MLB Pipeline Ranking (PIT):** N/A

## Single-Game Bests/Misc.

**Complete Games**  
N/A

**Shutouts**  
N/A

**Innings (Start)**  
N/A

**Innings (Relief)**  
3.0

8/1/15 vs. Jacksonville (AA)

**Hits Allowed**  
6

5/19/15 vs. Salt Lake (AAA)

**Earned Runs Allowed**  
6

6/2/17 vs. Las Vegas (AAA)

**Home Runs Allowed**  
3

8/13/17 vs. Chicago (NL)

**Strikeouts**  
5

5/24/18 @ Fresno (AAA)

**10+ Strikeout Games**  
N/A

**Walks**  
3 (6x)

Last - 4/27/18 @ Sacramento (AAA)

**Winning Streak**  
4

4/23-7/26/18 (AAA)

**Losing Streak**  
3 (2x)

Last - 5/19-6/6/15 (AAA)

## PERSONAL

- Jake Dalton Barrett.
- Attended Arizona State (Tempe, Ariz.) University from 2010-12 and went 11-8 with 13 saves and a 3.38 ERA, including a 1.02 ERA and 11 saves as a junior.
- Named 2012 Pac-12 All-Conference Honorable Mention and Baseball America Preseason Second-Team All-American.
- 2009 graduate of Desert Ridge (Mesa, Ariz.) High School, where he was named the 2009 Arizona State High School Player of the Year and was first-team All-State in both 2008 and 2009.
- Led Desert Ridge to the 2009 5A-2 State Title and set Arizona High School records with 19 home runs and 65 RBI that season.

## TRANSACTIONS

- Selected by TOR (3rd round, 99th overall) in the 2009 First-Year Player Draft, but did not sign.
- Selected by ARI (3rd round, 120th overall) in the 2012 First-Year Player Draft.
- Had his contract first selected by ARI on **Nov. 20, 2015**.
- Traded from ARI to SF on **Feb. 5, 2019** in exchange for cash.
- Claimed off waivers by PIT from SF on **March 1, 2019**.

## 2018

- With Triple-A Reno, went 4-0 with eight saves, a 2.87 ERA (17er/53.1ip) and 67 strikeouts in 42 relief appearances.
- Began the year with the Aces and went 1-0 with one save, a 1.23 ERA (2er/14.2ip) and .106 average against (5-for-47) in his first 12 appearances.
- Between Arizona (one game) and Reno (17 games) in April and May, he struck out 31 batters and had a 1.64 ERA (4er/22.0ip).
- Tallied career-high five punchouts on 5/24 at Fresno (2.0ip).
- Had a career-high four-game winning streak from 4/23-7/26 with the Aces.
- Logged 11 consecutive scoreless outings (11.1ip, 7h, 4bb, 15k) from 7/15-8/10 in Triple-A.
- Held PCL opponents to a .195 average (37-for-190).
- In Triple-A he recorded a 1.84 ERA (6er/29.1ip) at home and a 4.13 ERA (11er/24.0ip) on the road.
- With runners on base between Arizona and Reno, he held batters to a .159 average (18-for-113).

## 2017

- Placed on the DL by Arizona with a right shoulder injury on 3/31 and began the year with four rehab appearances in Visalia, recording a 2.45 ERA (1er/3.2ip) and seven strikeouts.
- Reinstated from rehab on 5/11 and optioned to Reno, where he posted 13 straight scoreless outings (13.2ip) from 6/8-8/20.
- Had a 0.69 ERA (1er/13.0ip) from 7/7-8/9 with Arizona, tallying 15 strikeouts.

## 2016

- Spent most of the year with Arizona, posting a 1-2 record, four saves and a 3.49 ERA (23er/59.1ip) in 68 appearances.
- Made MLB debut in Arizona's season opener on 4/4 vs. Colorado (1.0ip, 1h, 0r, 0bb, 0k).
- Optioned to Reno on 4/17; made three scoreless appearances (2.2ip) before being recalled on 4/28.
- Held opponents to a .186 average (8-for-43) in May.
- Earned first major league save on 5/20 at St. Louis and first MLB win on 7/2 vs. San Francisco.
- Had a 0.90 ERA (1er/10.0ip) and 11 strikeouts in July.
- Went scoreless in his final 13 outings (12.2ip), tallying three holds while limiting batters to a .056 average (2-for-36).

## 2015

- Was rated by both MLB Pipeline and *Baseball America* as Arizona's No. 12 overall preseason prospect.
- Split time between Reno (22 appearances) and Double-A Mobile (25 appearances), compiling a 4-3 record, 15 saves, 4.58 ERA (27er/53.0ip) and 51 strikeouts.
- Converted eight straight save opportunities from 4/22-5/27 with the Aces, recording a 2.57 ERA (4er/14.0ip).

## 2014

- Entered the year ranked by MLB Pipeline (No. 5) and *Baseball America* (No. 11) among Arizona's top prospects.
- Split the campaign between Mobile (25 appearances) and Reno (30 appearances), combining for a 3-3 mark with a 3.09 ERA (19er/55.1ip) and 28 saves in 55 games.
- Was named a Southern League midseason All-Star after going 1-2 with 12 saves and a 2.39 ERA (7er/26.1ip) in the first half for Mobile.
- Transferred to Reno on 6/15 and went 1-0 with 16 saves and a 3.72 ERA (12er/29.0ip) in the Pacific Coast League.
- Made his Triple-A debut on 6/16 at Memphis (1.0ip, 1h, 0r, 1bb, 1k).
- Led all PCL pitchers in saves with 16 from 6/28 thru the end of the season.
- Over his final 22 regular-season appearances with the Aces from 7/12-9/1, he logged 14 saves, a 2.11 ERA (5er/21.1ip) and .188 average against (13-for-69).
- Held right-handed batters in the PCL to a .192 average (10-for-52).
- Recorded three saves in four PCL playoff appearances.

## 2013

- Combined to go 3-2 with 29 saves, a 1.21 ERA (7er/52.0ip) and 59 strikeouts in 52 relief appearances between High-A Visalia and Mobile.
- Was named a California League midseason All-Star after going 2-1 with 15 saves, a 1.07 ERA (3er/25.1ip) and 33 strikeouts in 26 first-half appearances.
- Finished fourth in the minors in ERA and seventh in saves.
- Held opponents to a .197 average (39-for-198), including a .154 mark (19-for-123) by right-handed batters.
- Ended season on a 14-game scoreless streak (14.2ip).
- Converted saves in all three of his playoff outings for Mobile.
- Played for Salt River in the Arizona Fall League and went 1-0 with four saves and a 6.23 ERA (6er/8.2ip) in nine games, was named an AFL Rising Star.

## 2012

- Made his professional debut with Single-A South Bend, going 0-3 with six saves, a 5.84 ERA (16er/24.2ip) and 25 strikeouts in 25 games.
- Did not allow a hit in his first five appearances of the season (5.0ip, 0r, 1bb, 6k).

## AWARDS & HONORS

SOU All-Star (Mid, 2014)

MilB.com Organization All-Star (2013)


AFL Rising Stars (2013)

CAL All-Star (Mid, 2013)

## CAREER PITCHING STATS

YEAR	TEAM	LG	LVL	ORG	W-L	ERA	G	CS	CG	SHO	SV-SVO	IP	H	R	ER	HR	HB	BB-IBB	SO	AVG	WHIP	
2012	South Bend	MID	ARI	ARI	0-3	5.84	25	0	0	0	0	6-10	24.2	28	18	16	2	2	13-3	25	.283	1.66
2013	Visalia	CAL	A+	ARI	2-1	1.98	28	0	0	0	0	15-17	27.1	21	6	9	2	3	9-0	37	.188	1.10
2013	Mobile	SOU	AA	ARI	1-1	0.38	24	0	0	0	0	14-16	24.2	18	4	1	2	0	1-3	22	.196	0.85
2014	Mobile	SOU	AA	ARI	1-2	2.39	25	0	0	0	0	12-15	26.1	25	7	7	0	0	1-3	24	.260	1.41
2014	Reno	PCL	AAA	ARI	1-0	3.72	30	0	0	0	0	16-18	30.0	22	13	12	3	1	15-1	23	.220	1.28
2015	Reno	PCL	AAA	ARI	2-3	0.92	22	0	0	0	0	11-13	23.0	17	15	13	0	0	12-0	21	.303	1.70
2015	Mobile	SOU	AA	ARI	3-0	4.20	25	0	0	0	0	4-7	29.0	34	14	14	2	0	11-0	30	.293	1.50
2016	Reno	PCL	AAA	ARI	1-0	0.00	3	0	0	0	0	1-1	2.2	2	0	0	0	0	1-0	3	.200	1.13
2016	ARIZONA	NL	MLB	ARI	1-2	3.49	68	0	0	0	0	4-9	59.1	47	25	23	6	3	28-4	56	.218	1.26
2017	Visalia	CAL	A+	ARI	0-0	2.45	4	0	0	0	0	4	4	1	0	0	0	0	1-0	7	.250	1.36
2017	Reno	PCL	AAA	ARI	2-0	0.91	20	0	0	0	0	3-3	27.0	18	12	12	2	0	11-0	29	.625	1.32
2017	ARIZONA	NL	MLB	ARI	1-1	5.00	28	0	0	0	0	0-1	27.0	27	18	15	7	0	15-2	29	.260	1.56
2018	Reno	PCL	AAA	ARI	0-0	2.87	42	0	0	0	0	8-10	53.1	37	19	17	3	2	29-1	67	.195	1.24
2018	ARIZONA	NL	MLB	ARI	4-1	5.14	7	0	0	0	0	0-0	7.0	8	4	4	1	0	2-0	6	.286	1.43
<b>Major League Totals</b>					2-4	0.95	103	0	0	0	0	4-10	93.1	82	47	42	14	3	45-6	98	.238	1.36
<b>Triple-A Totals</b>					5-3	3.74	117	0	0	0	0	39-45	130.0	106	59	54	9	3	68-2	133	.228	1.34
<b>Minor League Totals</b>					16-10	3.34	248	0	0	0	0	90-110	266.2	236	113	99	17	8	117-9	278	.237	1.32





# JT BRUBAKER

RHP

**Born:** 11/17/93 in Springfield, Ohio  
**MLB Debut:** N/A  
**Height/Weight:** 6-3/185  
**Twitter:** @ItsJTBrubaker

**Opening Day Age:** 25  
**ML Service:** 0.000  
**Bats/Throws:** R/R  
**Instagram:** @itsjtbrubaker

**Acquired:** Selected by PIT in 6th round (187th overall) of the 2015 First-Year Player Draft  
**2019 Baseball America Ranking (PIT):** No. 27  
**2019 MLB Pipeline Ranking (PIT/Tools):** No. 21 / Slider 55

## Single-Game Bests/Misc.

### Complete Games

1

7/4/16 @ Charlotte (A+)

### Shutouts

N/A

### Innings (Start)

8.0 (2x)

Last - 8/4/18 @ Toledo (AAA)

### Innings (Relief)

3.0

5/21/17 vs. Erie (AA)

### Hits Allowed

9 (5x)

Last - 6/23/18 vs. Durham (AAA)

### Earned Runs Allowed

6 (2x)

Last - 6/23/18 vs. Durham (AAA)

### Home Runs Allowed

3 (2x)

Last - 6/25/17 vs. Hartford (AA)

### Strikeouts

11

6/2/16 @ Augusta (A)

### 10+ Strikeout Games

2

Last - 6/13/17 vs. Portland (AA)

### Walks

5 (2x)

Last - 6/1/18 vs. Scranton/Wilkes-Barre (AAA)

### Winning Streak

4 (2x)

Last - 7/19-8/23/18 (AAA)

### Losing Streak

5

4/28-5/23/16 (A)

## PERSONAL

- Jonathan Trey Brubaker.
- Attended the University of Akron (2013-15), where he went 5-4 with a 3.53 ERA (36er/89.1ip) in 15 games (15 starts) as junior in 2015, led the Zips in strikeouts (72) and starts while finishing second in wins and innings pitched that year.
- Led the Zips in strikeouts (39) as a freshman in 2013 while making 12 starts.
- 2012 graduate of Tecumseh (New Carlisle, Ohio) High School, where he was a three-year letterwinner in baseball.
- Was a two-time first-team All-Central Buckeye Conference and All-Springfield News selection.
- Also played basketball up through his sophomore year.
- His father, Frank Brubaker, spent two seasons as a pitcher in the New York Yankees farm system, playing for Short-Season A Oneonta (NY) and the GCL Yankees in 1989 and Fort Lauderdale (FL) in 1990.

## TRANSACTIONS

- Selected by PIT (6th round, 187th overall) in the 2015 First-Year Player Draft.
- Had his contract first selected by PIT on Nov. 20, 2018.

## 2018

- Between Double-A Altoona and Indianapolis, had a 10-6 record, 2.81 ERA (48er/154.0ip) and 131 strikeouts in 28 starts combined en route to being named Pittsburgh's Minor League Pitcher of the Year.
- Opened with Altoona and went 2-2 with a 1.80 ERA (7er/35.0ip) and 35.8 strikeout-to-walk ratio in six starts.
- Was Altoona's Opening Day starter on 4/5 vs. Akron and took a no-decision (5.0ip, 4h, 3r, 1er, 2bb, 8k).
- Had a 13.2-inning scoreless streak from 4/18-30, capped by a career-high 8.0-inning start on 4/30 at Richmond (6h, 1r, 1er, 0bb, 7k).
- Was 2-1 with a 1.45 ERA (5er/31.0ip) and 34 strikeouts through five starts in April, ranking among Eastern League leaders in punchouts (1st), innings pitched (T-1st) and ERA (5th).
- Promoted to Indy on 5/10 and owned an 8-4 record, 3.10 ERA (41er/119.0ip) and 96 strikeouts over 22 starts.
- Won his Triple-A debut on 5/10 at Louisville (6.0ip, 6h, 0r, 1bb, 2k).
- Had a sub-.400 ERA with Indy every month from May thru August, including a 1.01 ERA (3er/26.2ip) in five August outings that was the seventh-best monthly mark by a Tribe pitcher (min. 25.0 IP) since 2005.
- Named International League Pitcher of the Week on 8/6 after consecutive road starts at Columbus on 7/30 (7.0ip, 7h, 1er, 0bb, 8k) and at Toledo on 8/4 (8.0ip, 3h, 0r, 0bb, 6k); was 1-0 with a 0.60 ERA (1er/15.0ip) in those two starts combined.
- During an eight-start stretch from 7/19-8/28, went 4-0 with a 1.38 ERA (7er/45.2ip), 40 strikeouts and a .222 batting average against.
- Had eight quality starts for Indy and the Indians went 13-9 when he took the mound.
- Ranked among IL season leaders in ERA (7th) and his 119.0 innings and 96 punchouts ranked third and seventh, respectively, among IL pitchers from 5/10-end of regular season.
- Finished first among Pirates farmhands in ERA, was second in strikeouts and tied for seventh in wins.

## 2017

- Spent the whole season with Altoona, going 7-6 with a 4.44 ERA (64er/129.2ip) and 109 strikeouts.
- Did not lose in May and owned a 2.16 ERA (4er/16.2ip).
- Recorded the second 10-plus strikeout game of his career on 6/13 vs. Portland (7.0ip, 3h, 0r, 0bb).
- Compiled a three-game winning streak twice during the regular season (5/2-6/13, 7/23-8/15).
- Was one of two Curve pitchers to surpass the 100-K mark.
- Earned the win in Game 2 of the EL Championship Series on 9/13 at Trenton (8.0ip, 8h, 2r, 1er, 1bb, 6k).
- Ranked among Pirates farmhands in starts (T-4th), strikeouts (T-6th) and innings pitched (10th).
- Gave up one hit with the bases loaded (.071, 1-for-14).
- Pitched for the Glendale Desert Dogs in the Arizona Fall League and went 0-1 with a 2.63 ERA (4er/13.2ip) and 16 strikeouts in eight relief appearances.

## 2016

- Split season between Single-A West Virginia and High-A Bradenton and went 6-11 with a 4.44 ERA (64er/129.2ip) and 120 strikeouts in 26 starts.
- Lost five starts in a row from 4/28-5/23, the longest losing streak of his career.
- Struck out a career-high 11 batters on 6/2 at Augusta (6.0ip, 4h, 1r, 1er, 2bb).
- Recorded a sub-.300 monthly ERA twice in West Virginia — in April (2.67 ERA, 8er/27.0ip) and June (1.50 ERA, 2er/12.0ip).
- Transferred to Bradenton on 6/8 and threw his first career complete game on 7/4 at Charlotte (5.1ip).
- Allowed just a .208 batting average against right-handed opponents during tenure with the Power.
- Made 10 quality starts out of 26 total for both clubs.
- Tied for fourth in strikeouts among Pirates farmhands.

## 2015


- Spent the entire season with Short-Season A West Virginia, compiling a 6-4 record, 2.82 ERA (23er/73.1ip) and 49 strikeouts in 15 starts.
- Got all six wins after 7/3, losing just a single game in his final 12 starts (6-1, 1.90 ERA [13er/61.2ip], 12bb, 45k).
- Named New York-Penn League Pitcher of the Week on 7/27 after winning two games (7/20 at Auburn, 7/25 vs. Staten Island), allowing no earned runs and five total baserunners (three hits, two walks) with nine punchouts over 11.0 total innings.
- Allowed 10 earned runs in his first three professional starts combined; surrendered 13 earned runs over his last dozen starts.
- Went 2-0 following the All-Star break with a 1.64 ERA (4er/22.0ip).
- Recorded a quality start in his final three outings of the regular season, including a season-high seven strikeout performance on 9/2 (6.0ip).
- Went 6.0 scoreless innings and struck out six in Game 1 of the NYPL Championship Series.
- Led the NYPL in starts and WHIP (0.94), ranked fourth in average against (.216) among starting pitchers and was fifth in ERA; also allowed the fewest baserunners per 9.0 innings pitched (8.84) among starters.

## AWARDS & HONORS

Pittsburgh Minor League Pitcher of the Year (2018) MiLB.com Organization All-Star (2018) INT Pitcher of the Week (8/6/18) NYPL Pitcher of the Week (7/27/15)

## CAREER PITCHING STATS

YEAR	TEAM	LG	LVL	ORG	W-L	ERA	G	GS	CG	SHO	SV-SVO	IP	H	R	ER	HR	HB	BB-IBB	SO	AVG	WHIP
2015	WV Black Bears	NYP	A-	PIT	6-4	2.82	15	0	0	0	0-0	73.1	57	26	23	3	3	12-0	49	.216	0.94
2016	WV Power	SAL	A	PIT	4-5	4.52	12	0	0	0	0-0	62.0	56	30	24	9	3	24-0	77	.241	1.29
2016	Bradenton	FSL	A+	PIT	2-6	5.32	14	1	0	0	0-0	67.2	77	43	40	6	7	22-0	43	.289	1.46
2017	Altoona	EAS	AA	PIT	7-6	4.44	26	24	0	0	0-0	129.2	150	73	64	9	8	45-0	109	.291	1.50
2018	Altoona	EAS	AA	PIT	2-2	1.80	6	0	0	0	0-0	35.0	29	9	7	1	3	8-0	35	.218	1.06
2018	Indianapolis	INT	AAA	PIT	8-4	3.10	22	22	0	0	0-0	119.0	121	47	41	7	8	36-0	96	.268	1.32
<b>Triple-A Totals</b>					<b>8-4</b>	<b>3.10</b>	<b>22</b>	<b>22</b>	<b>0</b>	<b>0</b>	<b>0-0</b>	<b>119.0</b>	<b>121</b>	<b>47</b>	<b>41</b>	<b>7</b>	<b>8</b>	<b>36-0</b>	<b>96</b>	<b>.268</b>	<b>1.32</b>
<b>Minor League Totals</b>					<b>29-27</b>	<b>3.68</b>	<b>95</b>	<b>93</b>	<b>1</b>	<b>0</b>	<b>0-0</b>	<b>486.2</b>	<b>490</b>	<b>228</b>	<b>199</b>	<b>35</b>	<b>32</b>	<b>147-0</b>	<b>409</b>	<b>.263</b>	<b>1.31</b>



# NICK BURDI

RHP

**Born:** 1/19/93 in Hinsdale, Ill.  
**MLB Debut:** 9/11/18 @ STL  
**Height/Weight:** 6-3/225  
**Twitter:** @NickyBurdy19

**Opening Day Age:** 26  
**ML Service:** 1.000  
**Bats/Throws:** R/R  
**Instagram:** @nickbur19

**Acquired:** Trade (PHI) on 12/14/17 in exchange for international bonus slot money  
**2019 Baseball America Ranking (PIT):** N/A  
**2019 MLB Pipeline Ranking (PIT/Tools):** No. 24 / Fastball 80 & Curveball 60

## Single-Game Bests/Misc.

**Complete Games**  
N/A

**Shutouts**  
N/A

**Innings (Start)**  
1.0 (2x)

Last - 7/20/18 vs. Daytona (A+)

**Innings (Relief)**  
2.2

8/28/15 @ Birmingham (AA)

**Hits Allowed**  
5

7/26/18 vs. Binghamton (AA)

**Earned Runs Allowed**  
5

6/17/15 vs. Jacksonville (AA)

**Home Runs Allowed**  
1 (7x)

Last - 9/11/18 @ St. Louis (NL)

**Strikeouts**  
5 (2x)

Last - 8/14/15 vs. Tennessee (AA)

**10+ Strikeout Games**  
N/A

**Walks**  
4 (2x)

Last - 4/9/15 @ Montgomery (AA)

**Winning Streak**  
2 (4x)

Last - 5/7(2)-9/17 (AA)

**Losing Streak**  
2 (2x)

Last - 8/15-22/18 (AAA)

## PERSONAL

- Nicholas Edward Burdi, wife's name is Rebecca.
- Pitched three seasons for the University of Louisville (2012-14) and went 1-5 with a 1.80 ERA (13er/35.0ip), 141 strikeouts and 34 saves in 74 games (three starts).
- Holds UL single-season (18, 2014) and career records (34) for saves, was named a Golden Spikes Award finalist in '14 after posting a 0.49 ERA (2er/37.0ip), 65 strikeouts and 18 saves in 32 games as a junior.
- Ranked by MLB as the 31st overall prospect and the 36th overall by *Baseball America* entering the 2014 draft.
- 2011 graduate of Downers Grove (Ill.) South High School, where he was a three-year letterwinner in baseball and two-year letterwinner in football as a quarterback.
- Ranked by Perfect Game USA as one of the top 50 players in the nation in the class of 2011.

## TRANSACTIONS

- Selected by MIN (24th round, 748th overall) in the 2011 First-Year Player Draft, but did not sign.
- Selected by MIN (2nd round, 46th overall) in the 2014 First-Year Player Draft.
- Selected by PHI from MIN in MLB Phase of Rule 5 Draft on Dec. 14, 2017.
- Traded from PHI to PIT on Dec. 14, 2017 in exchange for international bonus slot money.

## 2018

- Ranked as Pittsburgh's No. 25 prospect by *Baseball America* prior to the season.
- Missed the first three months of the season recovering from Tommy John surgery and didn't make his Pirates organization debut until 7/16 with High-A Bradenton vs. Jupiter (1.0ip, 0h, 0r, 0bb, 3k).
- Made one more appearance with the Marauders before having his MLB rehab transferred to Double-A Altoona on 7/23.
- Appeared in three games for the Curve and was then bumped to Triple-A for the first time in his career; went 0-2 with a 5.40 ERA (3er/5.0ip) in five games for Indianapolis.
- Reinstated from the 60-day DL on 9/1 and made his MLB debut on 9/11 at St. Louis (0.1ip, 4r, 3er).
- Only made one more appearance for the Pirates (9/23 vs. Milwaukee) and picked up the first two strikeouts of his MLB career against Domingo Santana and Keon Broxton during a scoreless ninth inning.

## 2017

- Named Minnesota's 15th-best prospect, according to *Baseball America*, ahead of the season.
- Spent the whole season with Double-A Chattanooga, going 2-0 with one save, a 0.53 ERA (1er/17.0ip), 0.76 WHIP and 20 strikeouts against just four walks in 14 outings.
- Won consecutive games for the Lookouts in early May, his best month of the season (2-0, 8.2ip, 4h, 0er, 1bb, 10k).
- Placed on DL on 5/26 with a right UCL tear that forced him to miss the remainder of the season.
- Had Tommy John surgery on 5/31 (surgery performed by Dr. Keith Meister).

## 2016

- Ranked Minnesota's 10th-best prospect, according to *Baseball America*, before the 2016 season.
- Spent all three games of his season with Chattanooga and went 1-0 with a 9.00 ERA (3er/3.0ip).
- Made three 1.0-inning relief appearances in late April for the Lookouts, getting the win on 4/25 against Birmingham.
- Placed on DL on 4/7 and was reactivated on 4/22.
- Placed on DL for the rest of the season on 5/5 with a bone bruise on his right humerus.

## 2015

- Rated Minnesota's 7th-best prospect, according to *Baseball America*, prior to the 2015 season.
- Same publication tabbed him with the Best Fastball among Minnesota's minor league pitching prospects.
- Split the season between High-A Fort Myers and Chattanooga, going 5-6 with four saves, a 3.82 ERA (27er/63.2ip) and a career-high 83 strikeouts in 43 games.
- Between both squads with RISP, tossed 32 strikeouts and limited opposing batters to a .169 average.
- Threw a career-high 2.2 innings on 8/28 at Birmingham, striking out two and walking two while getting the save.
- Pitched primarily in a setup role for Chattanooga, notching a 1.20 ERA (2er/15.0ip) in his eighth-inning appearances.
- Held right-handed batters to a .188 average while with the Lookouts.
- Made eight appearances with Scottsdale in the Arizona Fall League (8.0ip, 2h, 0r, 1bb, 11k).

## 2014

- Split the season between Single-A Cedar Rapids and Fort Myers, going 2-0 with five saves and a 2.66 ERA (6er/20.1ip).
- Struck out 38 batters and walked only 10 during the regular season between both clubs.
- Surrendered four of his six earned runs on the season in his professional debut on 6/29 vs. Clinton.
- Converted all four of his save chances with Cedar Rapids.
- Got the win in final two appearances of the regular season, both in Fort Myers.
- Went the entire month of August without giving up a run (10.1ip, 3sv, 3 bb, 17k).
- Pitched 5.1 innings and fanned eight batters in Fort Myers' postseason run that resulted in a Florida State League championship.
- Allowed four hits in 42 at-bats against opposing righties (.095).
- Following the season, was listed as having the Best Fastball in the Midwest League, in addition to having the Best Fastball and Best Slider in the Twins system according to *Baseball America*.

## AWARDS & HONORS

AFL All-Prospect Team (2015)

AFL Rising Stars (2015)

## CAREER PITCHING STATS

YEAR	TEAM	LG	LVL	ORG	W-L	ERA	G	GS	CG	SHO	SV-SVO	IP	H	R	ER	HR	HB	BB-IBB	SO	AVG	WHIP
2014	Cedar Rapids	MID	A	MIN	0-0	4.15	13	0	0	0	4-4	13.0	8	6	6	0	0	8-0	26	.174	1.23
2014	Fort Myers	FSL	A+	MIN	2-0	0.00	7	0	0	0	1-1	7.1	5	0	0	0	1	2-0	12	.208	0.95
2015	Fort Myers	FSL	A+	MIN	2-2	2.25	13	0	0	0	2-4	20.0	12	7	5	1	0	3-0	29	.179	0.75
2015	Chattanooga	SOU	AA	MIN	3-4	4.53	30	0	0	0	2-4	43.2	40	25	22	3	1	32-0	54	.242	1.65
2016	Chattanooga	SOU	AA	MIN	1-0	9.00	3	0	0	0	0-1	3.0	4	3	3	0	0	1-0	1	.308	1.67
2017	Chattanooga	SOU	AA	MIN	2-0	0.53	14	0	0	0	1-2	17.0	9	1	1	1	0	4-1	20	.161	0.76
2018	Bradenton	FSL	A+	PIT	0-0	4.50	2	2	0	0	0-0	2.0	1	1	1	1	0	0-0	6	.143	0.50
2018	Altoona	FAS	AA	PIT	0-0	6.75	3	0	0	0	0-1	4.0	6	3	3	0	1	2-0	3	.375	2.00
2018	Indianapolis	INT	AAA	PIT	0-2	5.40	5	0	0	0	0-0	5.0	9	4	3	0	0	4-0	5	.375	2.60
2018	PITTSBURGH	NL	MLB	PIT	0-0	20.25	2	0	0	0	0-0	1.1	3	4	3	1	0	2-0	2	.375	3.75
	<b>Major League Totals</b>				<b>0-0</b>	<b>20.25</b>	<b>2</b>	<b>0</b>	<b>0</b>	<b>0</b>	<b>0-0</b>	<b>1.1</b>	<b>3</b>	<b>4</b>	<b>3</b>	<b>1</b>	<b>0</b>	<b>2-0</b>	<b>2</b>	<b>.375</b>	<b>3.75</b>
	<b>Triple-A Totals</b>				<b>0-2</b>	<b>5.40</b>	<b>5</b>	<b>0</b>	<b>0</b>	<b>0</b>	<b>0-0</b>	<b>5.0</b>	<b>9</b>	<b>4</b>	<b>3</b>	<b>0</b>	<b>0</b>	<b>4-0</b>	<b>5</b>	<b>.375</b>	<b>2.60</b>
	<b>Minor League Totals</b>				<b>10-8</b>	<b>3.44</b>	<b>90</b>	<b>2</b>	<b>0</b>	<b>0</b>	<b>10-17</b>	<b>115.0</b>	<b>94</b>	<b>50</b>	<b>44</b>	<b>6</b>	<b>3</b>	<b>56-1</b>	<b>156</b>	<b>.225</b>	<b>1.30</b>







# AUSTIN COLEY

**RHP**
**Born:** 7/14/92 in Murfreesboro, Tenn.

**MLB Debut:** N/A

**Height/Weight:** 6-2/205

**Twitter:** @AustinColey

**Opening Day Age:** 26

**ML Service:** 0.000

**Bats/Throws:** R/R

**Instagram:** @austincoley

**Acquired:** Selected by PIT in 8th round (251st overall) of the 2014 First-Year Player Draft  
**2019 Baseball America Ranking (PIT):** N/A  
**2019 MLB Pipeline Ranking (PIT):** N/A

## Single-Game Bests/Misc.

### Complete Games

2

Last - 6/26/16 @ Fort Myers (A+)

### Shutouts

1

5/18/16 (2) @ Brevard County (A+)

### Innings (Start)

8.0

6/26/16 @ Fort Myers (A+)

### Innings (Relief)

5.1

6/4/17 @ Bowie (AA)

### Hits Allowed

10 (4x)

Last - 8/19/17 @ New Hampshire (AA)

### Earned Runs Allowed

7 (2x)

Last - 5/13/18 vs. Columbus (AAA)

### Home Runs Allowed

3 (2x)

Last - 6/26/16 @ Fort Myers (A+)

### Strikeouts

8 (5x)

Last - 8/29/17 @ Richmond (AA)

### 10+ Strikeout Games

N/A

### Walks

6

8/5/16 @ St. Lucie (A+)

### Winning Streak

6

4/21-5/18/16 (2) (A+)

### Losing Streak

2 (8x)

Last - 5/7-23/18 (AAA)

### PERSONAL

- Sterling Austin Coley, married to Chloe.
- Attended Belmont (Tenn.) University and led the Ohio Valley Conference in ERA (2.72) while also going 5-1 in 2014, was a second team All-OVC selection.
- 2011 graduate of Siegel (Murfreesboro, Tenn.) High School.

### TRANSACTIONS

- Selected by NYM (27th round, 806th overall) in the 2013 First-Year Player Draft, but did not sign.
- Selected by PIT (8th round, 251st overall) in the 2014 First-Year Player Draft.

## 2018

- Was on Indianapolis' Opening Day roster and compiled a 1-3 record and 9.64 ERA (30er/28.0ip) with 15 strikeouts in nine games (seven starts).
- Earned his first career Triple-A win on 4/21 vs. Charlotte (5.0ip, 4h, 2er, 4bb, 3k).
- Transferred to Double-A Altoona on 5/25 and picked up the win on 5/28 at Harrisburg (6.0ip, 5h, 2er, 4bb, 5k).
- Placed on DL with a right shoulder strain on 6/3 (retro to 5/31); returned from DL on 7/14 and made four starts before being shut down with the same injury on 8/4.
- Went 2-0 with a 3.57 ERA (9er/22.2ip) for the Curve.

## 2017

- Spent all season with Altoona, registering a 6-4 record and a 3.01 ERA (48er/143.2ip).
- Put together his best month in July (3-0, 2.61 ERA [11er/38.0ip], 33k, 8bb).
- Allowed a career-high-tying 10 hits twice during the regular season, both occurring in August.
- Named Eastern League Pitcher of the Week on 9/4 after recording two wins and 10 strikeouts in 14.0 scoreless innings spanning two starts.
- Won Game 3 of EL Division Series on 9/9 vs. Bowie to send the Curve to the league championship (7.0ip, 6h, 1er, 1bb, 3k).
- Finished the year top 10 in the Eastern League in WHIP (T-4th, 1.22), innings pitched (5th, 143.2) and strikeouts (8th, 114).
- Led Altoona in strikeouts and ERA among starting pitchers.
- Pitched effectively in 15 appearances on the road (5-1, 2.62 ERA [22er/75.2ip], 61k).

## 2016

- Spent the season with High-A Bradenton and went 12-10 with a 4.65 ERA (72er/139.1ip).
- Tossed the only complete games of his career, one at Brevard County on 5/18 (7.0ip, 0er, 3bb, 2k) and the other at Fort Myers on 6/26 (8.0ip, 8h, 5er, 3hr, 2k).
- His 5/18 start at Brevard County marked the lone shutout of his career.
- Went 5-1 with a 2.17 ERA (9er/37.1ip) in May.
- Won eight of nine starts from 4/21-6/3, allowing fewer than two earned runs per start and lasting five or more innings in every start during that stretch.
- Went 8-5 before the All-Star break; scuffled a bit in the season's second half, going 4-5 after the break.
- Lost back-to-back starts three times, including his first two and last two decisions of the season.
- Allowed a career-high seven earned runs, off of eight hits and two walks, in a matchup vs. Daytona on 7/22.

## 2015

- Spent the entire season with Single-A West Virginia, going 16-6 with a 3.66 ERA (60er/147.2ip).
- Registered a single-season high for wins (16) in his first full professional season of work, leading the league in wins over teammate Yeudy Garcia (12) and two others.
- Compiled five different winning streaks (one four-game streak, a trio of three-game streaks and one two-game streak) during the regular season.
- Allowed his fewest earned runs (3) and best record (3-0) in April, also walking just two batters and allowing a single homer.
- Struck out 63 batters with runners on, including 52 strikeouts with RISP.
- Started a career-high 27 times during the regular season, also tying for the team lead with Alex McRae and the league lead with three others.
- Got a win against 11 of the South Atlantic League's 13 teams, defeating three of them (Augusta, Kannapolis and Lexington) more than once.

## 2014


- Spent all season with Short-Season A Jamestown and amassed an 0-2 record, a 5.23 ERA (12er/20.2ip) and 18 strikeouts in eight starts.
- Tossed five strikeouts in back-to-back starts, one at Aberdeen on 8/11 (3.0ip, 5h, 2er, 1bb) and the next on 8/17 vs. Batavia (3.2ip, 4h, 1er, 1hr, 0 bb).
- Allowed two of his three homers on the season in his professional debut at Williamsport on 6/17, also yielding a season-high six earned runs.
- Put together his worst WHIP (1.79), opponent batting average (.322) and groundout-to-flyout ratio (0.75) of his career during the short season.

## AWARDS & HONORS

EAS Pitcher of the Week (9/4/17)

## CAREER PITCHING STATS

YEAR	TEAM	LGP	LVL	ORG	W-L	ERA	G	GS	CG	SHO	SV-SVO	IP	H	R	ER	HR	HB	BB-IBB	SO	AVG	WHIP
2014	Jamestown	NYA	A-	PIT	0-2	5.23	8	0	0	0	0-0	20.2	28	12	12	3	2	9-0	18	.322	1.79
2015	W Power	SAL	A	PIT	16-6	3.66	27	27	0	0	0-0	147.2	148	62	60	18	12	25-0	111	.260	1.17
2016	Bradenton	FSL	A+	PIT	12-10	4.65	26	25	2	1	0-0	139.1	141	79	72	15	11	44-0	90	.262	1.33
2017	Altoona	EAS	AA	PIT	6-4	3.01	29	23	0	0	0-0	143.2	144	49	48	10	7	31-0	114	.261	1.22
2018	Indianapolis	INT	AAA	PIT	1-3	9.64	9	7	0	0	0-0	28.0	46	31	30	5	4	13-0	15	.368	2.11
2018	Altoona	EAS	AA	PIT	2-0	3.57	5	5	0	0	0-0	22.2	24	9	9	1	2	8-0	14	.270	1.41
	<b>Triple-A Totals</b>				1-3	9.64	9	7	0	0	0-0	28.0	46	31	30	5	4	13-0	15	.368	2.11
	<b>Minor League Totals</b>				37-25	4.14	104	95	2	1	0-0	502.0	531	242	231	52	38	130-0	362	.271	1.32



# WILL CRAIG

INF

**Born:** 11/16/94 in Johnson City, Tenn.  
**MLB Debut:** N/A  
**Height/Weight:** 6-3/235  
**Twitter:** @WCraigers22

**Opening Day Age:** 24  
**ML Service:** 0.000  
**Bats/Throws:** R/R  
**Instagram:** @wcraigers22

**Acquired:** Selected by PIT in 1st round (22nd overall) of the 2016 First-Year Player Draft  
**2019 Baseball America Ranking (PIT):** No. 16  
**2019 MLB Pipeline Ranking (PIT):** No. 15

## Single-Game Bests/Misc.

**Hits**  
 4  
 7/24/18 @ Akron (AA)

**Home Runs**  
 2  
 7/20/18 @ Reading (AA)

**RBI**  
 5 (2x)  
 Last - 6/12/18 @ Binghamton (AA)

**Runs**  
 4  
 7/23/17 vs. Clearwater (A+)

**Stolen Bases**  
 1 (9x)  
 Last - 8/19/18 @ Portland (AA)

**Walks**  
 3 (2x)  
 Last - 7/2/17 vs. Florida (A+)

**Hit Streak**  
 17  
 7/22-8/9/16 (A-)

**Grand Slams**  
 N/A

**Multi-home Games**  
 1  
 7/20/18 @ Reading (AAA)

## PERSONAL

- William Isaac Craig, wife's name is Morgan.
- Played three years at Wake Forest (Winston-Salem, N.C.) University (2014-16), where he ranks in the program's top 10 all-time in home runs (10th, 37) and walks (10th, 108) while finishing just outside the top 10 in average (.347), doubles (42) and RBI (160).
- Was the sixth baseball player in WFU history to be a first-round selection.
- Was named one of five finalists for the 2016 Dick Howser Trophy, awarded to the top baseball player in the nation, hit .379 (69-for-182) with 16 homers, 16 doubles, 66 RBI, a .520 on-base percentage and .731 slugging percentage in 55 games that year as a junior.
- Finished third in the country in slugging percentage and eighth in on-base percentage in 2016.
- Also went 2-0 with nine saves and a 3.54 ERA (11r/28.0ip) in 19 relief appearances as a junior.
- Named a 2016 first-team All-American by both *Baseball America* and Collegiate Baseball, also named the National Player of the Year by D1 Baseball that season and was a semifinalist for the Golden Spikes Award.
- As a sophomore in 2015, he hit .382 with 13 homers and 58 RBI en route to ACC Player of the Year, Louisville Slugger first-team All-American and *Baseball America* second-team All-American honors.
- Was named a Louisville Slugger Freshman All-American.
- 2013 graduate of Science Hill (Johnson City, Tenn.) High School, where he was a three-time All-Conference selection, Big 8 Conference Player of the Year in 2012, three-time All-Region Team as selected by the Tennessee Baseball Coaches Association and three-time Super 22 Team selection by the Johnson City Press.
- Also named a Louisville Slugger High School All-American by Collegiate Baseball Newspaper.
- Played in the Area Code Games in Long Beach, Calif. in 2011 and 2012 and was selected to the Perfect Game WWBA 18U All-Tournament Team.
- High school teammates with Tigers LHP Daniel Norris; school also produced Heisman Trophy winner Steve Spurrier.

## TRANSACTIONS

- Selected by KC (37th round, 1,140th overall) in the 2013 First-Year Player Draft, but did not sign.
- Selected by PIT (1st round, 22nd overall) in the 2016 First-Year Player Draft.

## 2018

- Ranked as Pittsburgh's No. 24 prospect prior to the season by *Baseball America*.
- Spent entire season with Double-A Altoona, hitting .248 (119-for-480) with 30 doubles, a team- and career-high 20 home runs, and a Double-A and Pirates system-leading 102 RBI.
- Hit safely in 12 of 15 games from 5/14-31, batting .321 (17-for-53) with three homers and 16 RBI.
- Hit .441 (15-for-34) with five homers, three doubles, 15 RBI and 13 runs scored over a nine-game hitting streak from 6/8-20 (1).
- Named the EL Player of the Week on 6/18 after homering in five of six games the week prior; also batted .522 (12-for-23) with 12 RBI, 12 runs scored and a 1.868 OPS.
- Had the first four-hit game of his career on 7/24 at Akron.
- Logged his first multi-homer game on 8/20 at Reading.
- His RBI total was fifth in all of Minor League Baseball and ranks second all-time in Curve history behind only Adam Hyzdu's club record 106 in 2000.
- Became the first Pirates minor leaguer to reach 100 RBI since Quincy Latimore had 100 in 2010 and was the highest total since Steve Pearce had 113 in 2007.
- His 20 dingers led all Pirates minor leaguers and was sixth in the Eastern League; was also first in the EL in sacrifice flies (12), third with 53 XBH, tied for fifth in doubles, sixth in total bases (215) and tied for sixth in runs scored (73).
- Tied for seventh in all of Double-A in XBH.
- Stole a career-high six bases in nine attempts.
- Named as the "Best Defensive First Baseman" in the EL by *Baseball America* after the season; paced all EL first basemen with a .993 fielding percentage.
- Played for Surprise in the Arizona Fall League and hit .304 (24-for-79) with six homers, three doubles and 18 RBI in 21 games; named to the AFL All-Prospect Team.

## 2017

- Entered the season listed as Pittsburgh's No. 9 prospect by *Baseball America*.
- Spent the entire season with High-A Bradenton, hitting .271 (124-for-458) with six homers, 26 doubles and 61 RBI in 123 games.
- Hit .316 (24-for-76) with 14 RBI in 20 games from 4/7-29.
- Went 29-for-82 (.354) over 22 games in June.
- Named to the Florida State League midseason All-Star team after batting .288 (64-for-222) with five homers, 15 doubles and 33 RBI in 59 games before the break.
- Set a career high for runs scored in a game with four on 7/23 vs. Clearwater.
- Ranked among FSL offensive leaders in on-base percentage (3rd, .373), walks (T-3rd, 62), doubles (T-6th), RBI (7th), hits (8th) and average (T-9th).
- Ranked third among all Pirates minor leaguers for games played.
- Hit .349 (44-for-126) versus left-handers compared to .241 (80-for-332) against right-handed pitchers.
- Led all FSL first basemen in total chances (940), putouts (855) and assists (78).

## 2016

- Spent the year with Short-Season A West Virginia and hit .280 (61-for-218) with two homers, 12 doubles and 23 RBI in 63 contests.
- Collected first professional hit in debut on 6/17 at Mahoning Valley.
- Belted his first professional homer on 7/17 at Williamsport.
- Hit .379 (22-for-58) following the All-Star break and .326 (28-for-86) during August.
- Recorded the longest hitting streak (17 games, 7/22-8/9) and on-base streak (36 games, 7/22-9/4) in the New York-Penn League; both marks are career highs.
- Ranked second in the NYPL in on-base percentage (.412) and ninth in OPS (.775).

## AWARDS & HONORS

AFL All-Prospect Team (2018)      Altoona MVP (2018)      EAS Player of the Week (6/18/18)  
 MiLB.com Organization All-Star (2018)      EAS All-Star (Mid/Post, 2018)      FSL All-Star (Mid, 2017)

## CAREER BATTING STATS

YEAR	TEAM	LG	LVL	ORG	AVG	G	AB	R	H	2B	3B	HR	RBI	BB	IBB	SO	SB	CS	OBP	SLG	OPS	SF	SAC	HBP	GIDP
2016	WV BlackBears	NYP	A-	PIT	.280	63	218	28	61	12	0	2	23	41	0	37	2	0	.412	.362	.775	4	0	11	5
2017	Bradenton	FSL	A+	PIT	.271	123	458	59	124	26	1	6	61	62	1	106	1	3	.373	.371	.744	6	0	16	11
2018	Altoona	EAS	AA	PIT	.248	132	480	73	119	30	3	20	102	42	1	128	6	3	.321	.448	.768	12	0	15	8
	<b>Minor League Totals</b>				.263	318	1156	160	304	68	4	28	186	145	2	271	9	6	.360	.401	.761	22	0	42	24



# ROOKIE DAVIS

**Born:** 4/29/93 in Sneads Ferry, N.C.  
**MLB Debut:** 4/6/17 (CIN) vs. PHI  
**Height/Weight:** 6-5/255  
**Twitter:** @rookdavis24

**Opening Day Age:** 25  
**ML Service:** 1.045  
**Bats/Throws:** R/R  
**Instagram:** @rookdavis24

**Acquired:** Signed as a minor league free agent on 2/18/19  
**2019 Baseball America Ranking (PIT):** N/A  
**2019 MLB Pipeline Ranking (PIT):** N/A

### Single-Game Bests/Misc.

**Complete Games**  
 1  
 8/15/17 @ Pawtucket (AAA)

**Shutouts**  
 N/A

**Innings (Start)**  
 8.0 (2x)  
 Last - 8/25/17 @ Toledo (AAA)

**Innings (Relief)**  
 5.0  
 7/10/14 @ Savannah (A)

**Hits Allowed**  
 11  
 4/26/17 @ Milwaukee (NL)

**Earned Runs Allowed**  
 9  
 8/7/16 vs. Columbus (AAA)

**Home Runs Allowed**  
 3 (2x)  
 Last - 9/20/17 vs. St. Louis (NL)

**Strikeouts**  
 10 (2x)  
 Last - 8/9/17 @ Durham (AAA)

**10+ Strikeout Games**  
 2  
 Last - 8/9/17 @ Durham (AAA)

**Walks**  
 5  
 5/7/14 @ Rome (A)

**Winning Streak**  
 4 (2x)  
 Last - 5/6-6/25/16 (AA)

**Losing Streak**  
 6  
 4/26-6/8/14 (A)

### 2018

- Was placed on Cincinnati's 60-day DL on 3/2 to continue recovery from right hip surgery.
- Began rehab with AZL Reds on 7/6 and made two starts there, going 0-0 with a 6.75 ERA (5er/6.2ip).
- Transferred his rehab to High-A Daytona and suffered the loss in his only start on 7/17 at Clearwater (5.0ip, 5h, 5r, 4er, 1bb, 3k).
- Rehab transferred to Double-A Pensacola and in six games (two starts), went 2-1 with a 6.14 ERA (10er/14.2ip) and 11 strikeouts.
- Was outrighted off the Reds' 40-man roster on 8/27 and elected free agency on 11/2.

### 2016

- Was rated by MLB Pipeline as Cincinnati's No. 8 prospect prior to the season; prior to the Dec. 2015 trade to the Reds, was the Yankees' No. 10 prospect by MLB Pipeline and No. 6 according to *Baseball America*.
- Made his Reds organizational debut with Pensacola on 4/11 at Mississippi (W, 5.0ip, 4h, 1r, 1h, 1bb, 4k).
- Went 10-3 with a 2.94 ERA (33er/101.0ip) and .237 average against in 19 starts for the Blue Wahoos.
- Was 2-1 with a 0.78 ERA (2er/23.0ip) in four April starts.
- Matched career high with four straight wins from 5/6-6/25.
- Was placed on DL with a strained right groin from 5/12-6/1.
- Transferred to Louisville on 8/5 and made five appearances (four starts); went 0-2 with a 7.50 ERA (20er/24.0ip).
- Gave up a career-high nine earned runs in his Triple-A debut on 8/7 vs. Columbus (4.0ip, 10h, 2bb, 3k).
- Allowed two ER or less in 13 of his 23 starts overall.
- Was among Reds farmhands in wins (3rd) and ERA (9th).

### 2017

- Was one of seven rookies on Cincinnati's Opening Day roster and made his MLB debut on 4/6 vs. Philadelphia (N.D, 3.0ip, 5h, 4r, 4er, 2hr, 2bb, 4k).
- His batterymate, Stuart Turner, was also making his MLB debut; the duo became the first starting pitcher and catcher to make their MLB debut in the same game in Reds history (since 1869) and first in MLB since 2008.
- Doubled off RHP Clay Buchholz in his first MLB plate appearance, the first Reds pitcher with an XBH in his first career at-bat since Don Gullett tripled on 4/16/70 off Los Angeles' Fred Norman (Gullett walked in his first career plate appearance).
- Placed on the DL on 4/12 with a bruised right forearm after getting HBP by Pittsburgh's Jameson Taillon on 4/11.
- Surrendered a career-high 11 hits on 4/26 at Milwaukee (2.2ip, 8r, 7er, 1hr, 1bb, 2k).
- Rebounded with 5.0 scoreless innings on 5/3 vs. Pittsburgh to earn his first MLB win (4h, 3bb, 2k).
- Made one more start with the Reds before being optioned to Triple-A Louisville on 5/10.

### 2015

- Split the season between High-A Tampa and Double-A Trenton, going 8-7 with a 3.86 ERA (56er/130.2ip) and 129 strikeouts against just 26 walks in 25 games (24 starts) combined.
- Opened season in the Florida State League and went 6-6 with a 3.70 ERA (40er/97.1ip) and 105 strikeouts in 19 starts.
- Had another strong April over four starts, going 1-1 with a 1.66 ERA (4er/21.2ip) and a 26.3 strikeout-to-walk ratio.
- Transferred to Trenton and in six games (five starts), went 2-1 with a 4.32 ERA (16er/33.1ip).
- Ranked second among all Yankees farmhands in strikeouts.
- Added to the Yankees' 40-man roster on 11/20.

- Started two games for the Bats before going on the DL with a strained upper back from 5/28-7/3; included a rehab assignment with AZL Reds from 6/25-7/3.
- Was assigned to Pensacola on 7/4 and went 0-0 with a 4.61 ERA (7er/13.2ip) in three starts.
- Assigned to Louisville on 7/19, where he owned a 4-4 record and 4.77 ERA (32er/60.1ip) in 11 total starts.
- Recorded the second 10-K game of his career on 8/9 at Durham (4.2ip).
- Tossed his first career complete game on 8/15 at Pawtucket (W, 7.0ip, 6h, 1r, 1er, 1bb, 0b, 6k).
- Recalled by the Reds on 9/5 but left his last appearance on 9/20 vs. St. Louis after 3.0 innings with an impingement in his right hip; didn't pitch again and had surgery to repair the labrum and to remove a bone spur in his right hip by Dr. Bryan Kelly on 10/9.

### 2014

- Spent the entire season with Single-A Charleston, registering a 7-8 record, 4.93 ERA (69er/126.0ip) and 106 strikeouts in 27 games (25 starts).
- Lost a career-high six straight decisions from 4/26-6/8.
- Held left-handed batters to a .209 average (44-for-211) while right-handed hitters batted .317 (90-for-284).

### PERSONAL

- William Theron Davis III.
- 2011 graduate from Dixon (Holly Ridge, N.C.) High School, where he threw five no-hitters while going 25-4 with a 1.67 ERA and 422 strikeouts in 203 1/3 innings.
- His high school uniform number 24 has been retired.
- Was given the nickname "Rookie" by his dad, Billy, at birth; his dad knew it would be his only son and hoped he would play baseball.

### TRANSACTIONS

- Selected by NYY (14th round, 449th overall) in the 2011 First-Year Player Draft.
- Had his contract first selected by NYY on Nov. 20, 2015.
- Traded from NYY to CIN on Dec. 28, 2015 with RHP Caleb Cotham, 3B Eric Jagielo and 2B Tony Renda in exchange for LHP Aroldis Chapman.
- Elected free agency on Nov. 2, 2018.
- Signed with PIT as a minor league free agent on Feb. 18, 2019.

## AWARDS & HONORS

NYPL All-Star (Mid, 2013)

CAREER PITCHING STATS																					
YEAR	TEAM	LG	LVL	ORG	W-L	ERA	G	GS	CG	SHO	SV-SVO	IP	H	R	ER	HR	HB	BB-IBB	SO	AVG	WHIP
2012	GCL Yankees	GCL	R	NYNY	2-1	2.65	7	0	0	0-0	0-1	17.0	17	9	5	1	2	4-0	17	250	1.24
2013	Staten Island NYG	A (Short)	NYNY		2-4	2.35	11	0	0	0-0	0-0	42.0	46	19	11	2	13	0-0	39	267	1.40
2013	Charleston	SAL	A (Full)	NYNY	0-0	0.00	2	2	0	0-0	0-0	10.0	9	0	0	0	2	0-0	0	237	0.90
2014	Charleston	SAL	A (Full)	NYNY	7-8	4.93	27	25	0	0-0	0-0	126.0	134	73	69	7	7	42-0	106	271	1.40
2015	Tampa	FSL	A (Adv)	NYNY	6-6	3.70	19	19	0	0-0	0-0	97.1	94	48	40	4	4	18-1	105	250	1.15
2015	Trenton	EAS	AA	NYNY	2-1	4.32	6	5	0	0-0	0-0	33.1	38	19	16	1	3	8-0	24	292	1.38
2016	Louisville	INT	AAA	CIN	0-2	7.50	5	4	0	0-0	0-0	24.0	38	21	20	3	0	7-0	15	355	1.88
2016	Pensacola	SOU	AA	CIN	10-3	2.94	19	19	0	0-0	0-0	100.0	88	37	33	10	5	30-0	62	237	1.17
2017	AZL Reds	AZL	R	CIN	0-1	1.93	2	2	0	0-0	0-0	9.1	5	3	2	1	1	0-0	10	161	0.75
2017	Pensacola	SOU	AA	CIN	0-0	0.00	1	1	0	0-0	0-0	13.2	12	7	2	0	0	6-0	6	60	0.40
2017	Louisville	INT	AAA	CIN	4-4	4.77	11	11	0	0-0	0-0	60.0	68	34	32	10	1	13-0	54	282	1.34
2017	CINCINNATI	NL	MLB	CIN	1-3	8.63	7	6	0	0-0	0-0	24.0	38	25	23	7	1	14-0	20	365	2.17
2018	AZL Reds	AZL	R	CIN	0-0	6.75	2	2	0	0-0	0-0	6.2	9	5	5	1	0	2-0	10	231	1.65
2018	Daytona	FSL	A (Adv)	CIN	0-1	7.20	1	1	0	0-0	0-0	5.0	5	5	4	1	0	1-0	3	263	1.20
2018	Pensacola	SOU	AA	CIN	2-1	6.14	6	6	0	0-0	0-0	14.2	17	11	10	3	0	3-0	11	293	1.36
<b>Major League Totals</b>					1-3	8.63	7	6	0	0-0	0-0	24.0	38	25	23	7	1	14-0	20	365	2.17
<b>Triple-A Totals</b>					4-6	5.55	16	15	1	1-1	0-0	84.1	106	55	52	13	1	6-0	69	305	1.49
<b>Minor League Totals</b>					35-32	4.08	121	107	1	0	0-1	560.1	580	291	254	45	26	149-1	475	265	1.30



# MONTANA DURAPAU

RHP

**Born:** 3/27/92 in Deltona, Fla.  
**MLB Debut:** N/A  
**Height/Weight:** 5-11/175  
**Twitter:** @DurapauMontana

**Opening Day Age:** 27  
**ML Service:** 0.000  
**Bats/Throws:** R/R  
**Instagram:** N/A

**Acquired:** Selected by PIT in 32nd round (971st overall) of the 2014 First-Year Player Draft  
**2019 Baseball America Ranking (PIT):** N/A  
**2019 MLB Pipeline Ranking (PIT):** N/A

## Single-Game Bests/Misc.

**Complete Games**  
N/A

**Shutouts**  
N/A

**Innings (Start)**  
6.0

8/26/14 @ Auburn (A-)

**Innings (Relief)**  
5.0

7/31/14 vs. Hudson Valley (A-)

**Hits Allowed**  
8

7/25/14 @ Batavia (A-)

**Earned Runs Allowed**  
5 (4x)

Last - 8/5/18 @ Toledo (AAA)

**Home Runs Allowed**  
3

7/15/18 vs. Toledo (AAA)

**Strikeouts**  
8

8/26/14 @ Auburn (A-)

**10+ Strikeout Games**  
N/A

**Walks**  
2 (16x)

Last - 9/3/18 @ Louisville (AAA)

**Winning Streak**  
3

6/14-7/5/15 (A+)

**Losing Streak**  
2 (2x)

Last - 5/13-6/4/17 (AA)

## PERSONAL

- Montana Robert Durapau.
- Played four years (2011-14) at Bethune-Cookman (Daytona Beach, Fla.) College, where he went 11-1 with a 1.61 ERA and 103 strikeouts as a senior.
- Was named as a first-team All-Mid Eastern Athletic Conference selection in 2014.
- Set Bethune-Cookman career records in wins (25), strikeouts (287) and innings pitched (350.1).
- 2010 graduate of Deltona (Fla.) High School.

## TRANSACTIONS

- Selected by PIT (32nd round, 971st overall) in the 2014 First-Year Player Draft.

## 2018

- Suspended 50 games by the office of MLB commissioner Rob Manfred on 1/19 for his second violation of the league's drug policies.
- Reinstated from restrictive list on 5/31 and transferred from Indy to Double-A Altoona.
- Earned two saves and had a 2.89 ERA (3er/9.1ip) in eight appearances for the Curve, upping his No. 1 all-time saves total with Altoona to 38 (14 in '17, 22 in '16).
- Returned to Indy on 7/3 and went 1-1 with a 6.33 ERA (15er/21.1ip) in 11 outings.

## 2017

- Opened the season with Altoona and went 2-2 with 14 saves and a 1.49 ERA (6er/36.1ip) in 27 appearances.
- Named to the Eastern League midseason All-Star team.
- Led the EL in saves at the time of his promotion to Indianapolis on 7/14, where he posted a 1-0 record, one save and a 3.24 ERA (6er/16.2ip) in 15 appearances.
- Struck out nine consecutive batters from 7/26-8/2, spanning three appearances.
- Made two appearances in the Governors' Cup Semifinals against Durham, recording a 4.50 ERA (1er/2.0ip).
- International League batters hit just .125 (7-for-56) against him; held right-handed hitters to a .030 average (1-for-33).
- Struck out 12.4 batters per 9.0 innings with Indy.
- His 15 saves between Altoona and Indy led all Pirates farmhands, and he ranked third with 42 appearances.

## 2016

- Spent the entire season with Altoona, tallying a 3-3 record with 22 saves and a 3.65 ERA (20er/49.1ip) over 50 appearances.
- Led all Pirates farmhands in saves.
- Struck out a career-high 9.3 batters per 9.0 innings (51k/49.1ip).
- Converted 22 out of his 26 save opportunities; his 22 saves ranked third in Double-A behind Blown's Stephen Kohlschein (23) and Hartford's Matt Carasiti (29).
- Dominated in May by converting all 5 of his save chances, posting a 0.79 ERA (1er/11.1ip) and yielding just six hits in 40 at-bats (.150 average against).
- Successfully recorded his first 11 save chances.
- Prior to the EL All-Star break, was 2-0 with 15 saves, a 2.36 ERA (9er/34.1ip) and a .181 batting average against (23-for-127).
- Excelled at home, going 3-0 with 11 saves and a 2.30 ERA (8er/31.1ip); by comparison, was 0-3 with 11 saves and a 6.00 ERA (12er/18.0ip) on the road.
- Allowed eight hits in 45 at-bats (.178 average) when facing the first batter in any given inning.
- Pitched for Surprise in the Arizona Fall League and went 0-1 with a 5.40 ERA (6er/10.0ip) in 10 appearances.

## 2015

- Spent time with Class-A West Virginia, High-A Bradenton and Altoona, combining for a 5-1 record, 14 saves and a 1.38 ERA (11er/72.0ip) in 44 appearances.
- On the season, posted a career-best 0.51 WHIP and .117 batting average against (28-for-239).
- Ranked among Pirates minor league relievers in ERA (1st), saves (3rd) and appearances (5th).
- Tied for fifth in the Florida State League in saves (13).
- Had he qualified with enough innings thrown per league game (needed to toss 4.1 additional frames), he would have bested all FSL relievers in lowest batting average against (.124, Dunesind/Clearwater's Alberto Tirado was the leader at .198) and fewest baserunners per 9.0 innings (5.61, Palm Beach's Josh Lucas was the leader at 9.48), while finishing second in lowest walks per 9.0 innings ratio (1.40, Brevard County's Tristan Archer was the leader at 1.17).
- Earned the win in Game 1 of the EL Western Division Series with 2.0 scoreless innings on 9/9 vs. Bowie.

## 2014

- Appeared in 15 games (11 starts) for Short-Season A Jamestown, going 3-2 with one save and a 2.21 ERA (15er/61.0ip).
- Made his professional debut on 6/16 vs. Mahoning Valley (3.0ip, 1h, 1r, 1er, 0bb, 4k).
- Recorded his first career save on 6/24 at State College (1.0ip, 1h, 0r, 0er, 1bb, 1k).
- Notched his first career win on 7/31 vs. Hudson Valley (5.0ip, 3h, 1r, 1er, 1bb, 5k).
- Posted back-to-back shutout performances on 8/14 vs. Auburn (5.0ip, 3h, 0bb, 5k) and 8/21 vs. Batavia (5.0ip, 4h, 1bb, 6k).
- Over his final six starts of the season, he recorded a 1.55 ERA (5er/29.0ip).
- Allowed one earned run or less in nine of his 11 starts.
- With RISP and two outs, held the opposition to an .080 average (2-for-25).
- Was named Jamestown's Most Valuable Pitcher.
- Finished among New York-Penn League leaders in ERA (3rd) and WHIP (T-5th, 1.05). Was named Jamestown's Most Valuable Pitcher.
- Finished among New York-Penn League leaders in ERA (3rd) and WHIP (T-5th, 1.05).

## AWARDS & HONORS

EAS All-Star (Mid, 2017)

MiLB.com Organization All-Star (2015)

Jamestown Most Valuable Pitcher (2014)

## CAREER PITCHING STATS

YEAR	TEAM	LG	LVL	ORG	W-L	ERA	G	GS	CG	SHO	SV-SVO	IP	R	ER	HR	HB	BB-IBB	SO	AVG	WHIP	
2014	Jamestown	NYP	A-	PIT	3-2	2.21	15	11	0	0	1-1	61.0	56	18	15	3	4	8-0	57	.243	1.05
2015	WV Power	SAL	A	PIT	1-0	1.40	11	0	0	0	1-1	19.1	7	3	3	2	0	1-0	19	.106	0.41
2015	Bradenton	FSL	AA	PIT	4-1	1.40	31	0	0	0	13-14	51.1	21	8	8	2	3	8-0	47	.124	0.56
2015	Altoona	EAS	AA	PIT	0-0	0.00	2	0	0	0	0-0	1.1	0	0	0	0	0	0-0	3	.000	0.00
2016	Altoona	EAS	AA	PIT	3-3	3.65	50	0	0	0	22-26	49.1	43	21	20	6	1	19-1	51	.229	1.26
2017	Altoona	EAS	AA	PIT	2-2	1.49	27	0	0	0	14-15	36.1	28	7	6	0	1	14-2	39	.209	1.16
2017	Indianapolis	INT	AAA	PIT	1-0	3.24	15	0	0	0	1-1	16.2	7	6	2	0	6-0	23	.125	0.78	
2018	Altoona	EAS	AA	PIT	0-1	2.89	8	0	0	0	2-2	9.1	7	3	3	1	2	0-0	13	.206	0.75
2018	Indianapolis	INT	AAA	PIT	1-1	6.33	11	0	0	0	0-0	21.1	21	15	5	0	0	10-0	25	.250	1.45
	<b>Triple-A Totals</b>				<b>2-1</b>	<b>4.97</b>	<b>26</b>	<b>0</b>	<b>0</b>	<b>0</b>	<b>1-1</b>	<b>38.0</b>	<b>28</b>	<b>21</b>	<b>7</b>	<b>0</b>	<b>16-0</b>	<b>48</b>	<b>.200</b>	<b>1.16</b>	
	<b>Minor League Totals</b>				<b>15-10</b>	<b>2.57</b>	<b>170</b>	<b>11</b>	<b>0</b>	<b>0</b>	<b>54-60</b>	<b>266.0</b>	<b>190</b>	<b>81</b>	<b>76</b>	<b>21</b>	<b>11</b>	<b>66-3</b>	<b>277</b>	<b>.197</b>	<b>0.96</b>



# ELVIS ESCOBAR

LHP

**Born:** 9/6/94 in La Guaira, Venezuela  
**MLB Debut:** N/A  
**Height/Weight:** 5-8/190  
**Twitter:** @Escobar13Elvis

**Opening Day Age:** 24  
**MLB Service:** 0.000  
**Bats/Throws:** L/L  
**Instagram:** @elvisescobar13

**Acquired:** Signed as a non-drafted free agent on 7/2/11  
**2019 Baseball America Ranking (PIT):** N/A  
**2019 MLB Pipeline Ranking (PIT):** N/A

## Single-Game Bests/Misc.

**Complete Games**  
N/A

**Shutouts**  
N/A

**Innings (Start)**  
N/A

**Innings (Relief)**  
3.0

7/29/18 vs. Asheville (A)

**Hits Allowed**  
4

7/16/18 vs. Delmarva (A)

**Earned Runs Allowed**  
3 (2)

Last - 9/1/18 @ Bowie (AA)

**Home Runs Allowed**  
1 (3)

Last - 9/1/18 @ Bowie (AA)

**Strikeouts**  
5

8/28/18 vs. Trenton (AA)

**10+ Strikeout Games**  
N/A

**Walks**  
2 (6)

Last - 9/1/18 @ Bowie (AA)

**Winning Streak**  
2 (2)

Last - 8/9-16/18 (A)

**Losing Streak**  
1 (2)

Last - 8/21/18 (AA)

## PERSONAL

- Elvis Jose Escobar.
- His father, Jose Escobar, played 10 games for the Cleveland Indians as an infielder in 1991.
- His brother, Edwin Escobar, has played in the majors with Boston and Arizona.
- His cousin (son of his father's brother), All-Star shortstop Alcides Escobar, was the 2015 ALCS MVP with Kansas City.
- His cousin, Helvin Escobar, played parts of 12 seasons for Toronto and Los Angeles (AL).
- His cousin, Vicente Campos, made his MLB debut with Arizona in 2016 and is a current Pirates farmhand.

## TRANSACTIONS

- Signed with PIT as a non-drafted free agent on July 2, 2011.

## 2018

- Began the season as an outfielder with Double-A Altoona and hit .151 (16-for-106) with three triples, nine RBI and three stolen bases in 40 games.
- Made the first pitching appearance of his career on 5/25 at Harrisburg (0.0ip, 3r, 3er, 1hbp, 2bb).
- Placed on the DL on 6/1 and made the full transition to pitching; transferred to Single-A West Virginia on 6/29.
- Went 3-2 with one save, a 2.08 ERA (6er/26.0ip), a .187 average against and 1.12 WHIP in 15 relief appearances with the Power.
- Returned to the Curve roster on 8/26 and struck out a career-high five batters over 2.1 innings on 8/28 vs. Trenton.

## 2017

- Spent all season with Altoona, batting .277 (106-for-383) and clubbing 20 extra-base hits.
- Tied a career-high with five triples, including two in a game for the first time in his career on 6/20 vs. Trenton.
- Put together his best full month in June (.343 average [24-for-70], 5 RBI, 1 HR, 4 BB, 8 R).
- Contributed eight hits and eight total runs (six RBI, two runs scored) to Altoona's Eastern League Championship run in the postseason.
- Excelled in 59 home games (.314 average [61-for-194], 5 3B, 3 HR, 22 RBI).
- Committed just four errors in 108 games in the outfield.
- Led Altoona in games played (116) and triples.
- Batted a combined .320 (63-for-197) from the No. 8 and No. 9 spots in the lineup, where he appeared most frequently.

## 2016

- Produced a .264 average (115-for-435) between High-A Bradenton and Altoona with 68 runs.
- Named Florida State League Player of the Week on 7/18.
- Recorded a seven-plus game hit streak three times, including a career-high 12-game streak with Bradenton.
- Hit .349 (38-for-109) in the second half with Bradenton, over 100 points better than his first half average of .234 (50-for-214).
- Recorded all of his hits (27), runs (20), homers (2), RBI (7) and walks (10) in Altoona from the leadoff spot.
- Provided 13 outfield assists and 271 putouts in 1,022.1 innings in the outfield, making just six errors.

## 2015

- Spent all season with Single-A West Virginia, where he hit .296 (141-for-477), bashed 28 doubles, drove in 64 runs and stole 15 bases.
- Led the Power in at-bats and hits, also finishing top four in the South Atlantic League in each category.
- Batted over .300 from the leadoff spot (.315, 35-for-111), the seven-hole (.345, 29-for-84) and the nine-hole (.333, 22-for-66).
- Put up a .319 average (110-for-345) against right-handed pitching, clubbing four home runs, drawing 18 walks and driving in 49 runs.
- Set career-best numbers in nine offensive categories.

## 2014

- Rated by *Baseball America* as Pittsburgh's 25th-best prospect ahead of the 2014 season.
- Split the season between Short-Season A Jamestown and Single-A West Virginia, batting .237 (82-for-346) across both levels.
- Recorded the only two games with four RBI in his career within three days, reaching the feat on 5/23 and 5/25 with West Virginia.
- Struck out five times against Brooklyn on 7/17, giving him a new mark for the most in a single game.
- Committed eight errors in the outfield for the second straight season.

## 2013

- Hit for a .268 average (49-for-183) in 56 games with Jamestown, where he spent the entire season.
- Registered 19 hits and a season-high six-game hit streak in his first 15 games with the Jammers.
- Batted .354 (17-for-48) with RISP during the regular season, including six extra-base hits and 22 RBI.
- Chipped in three hits, one being a triple, to Jamestown's playoff series loss vs. State College.

## 2012

- Spent the whole season with the GCL Pirates and hit .274 (52-for-190) with 18 RBI and 29 runs.
- Recorded a career-most eight at-bats in a game against the GCL Blue Jays on 7/12 (1 H, 1 RBI, 2 K).
- Hit .357 (15-for-42) with three doubles, two triples and a .999 OPS against left-handed pitchers.
- Finished in the top five for seven team hitting categories, including the top figure in games played (54) and triples (4).
- Won the 2012 GCL Championship with the Pirates.

## AWARDS & HONORS

FSL Player of the Week (7/18/16)

SAL All-Star (Mid, 2015)

## CAREER PITCHING STATS

YEAR	TEAM	LG	LVL	ORG	W-L	ERA	G	GS	CG	SHO	SV-SVO	IP	H	R	ER	HR	HB	BB-IBB	SO	AVG	WHIP
2018	WV Power	SAL	A	PIT	3-2	2.08	15	0	0	0	1-2	26.0	17	7	6	2	2	12-1	28	187	1.12
2018	Altoona	EAS	AA	PIT	1-0	12.46	3	0	0	0	0-1	4.1	7	6	6	1	1	5-0	8	333	2.77
<b>Minor League Totals</b>					<b>4-2</b>	<b>3.56</b>	<b>18</b>	<b>0</b>	<b>0</b>	<b>0</b>	<b>1-3</b>	<b>30.1</b>	<b>24</b>	<b>13</b>	<b>12</b>	<b>3</b>	<b>3</b>	<b>17-1</b>	<b>36</b>	<b>.214</b>	<b>1.35</b>

## CAREER BATTING STATS

YEAR	TEAM	LG	LVL	ORG	AVG	G	AB	R	H	2B	3B	HR	RBI	BB	IBB	SO	SB	CS	OBP	SLG	OPS	SF	SAC	HBP	GDP
2012	GCL Pirates	GCL	R	PIT	.274	54	190	29	52	5	4	2	18	18	0	46	6	5	.338	.374	.712	1	10	1	1
2013	Jamestown	NYP	A	PIT	.268	56	183	25	49	8	2	1	23	9	2	47	9	4	.293	.350	.643	6	1	0	0
2014	WV Power	SAL	A	PIT	.210	55	200	18	42	11	2	2	29	7	0	55	3	2	.239	.315	.554	1	2	1	3
2014	Jamestown	NYP	A	PIT	.274	38	146	18	40	6	1	1	9	10	0	28	6	3	.316	.349	.665	2	3	0	2
2015	WV Power	SAL	A	PIT	.296	124	477	60	141	28	5	5	64	22	0	79	15	21	.326	.407	.733	3	11	1	4
2016	Bradenton	FSL	AA	PIT	.272	92	323	47	88	18	4	4	32	19	0	62	7	6	.313	.390	.703	2	8	1	7
2016	Altoona	EAS	AA	PIT	.241	29	112	21	27	2	2	2	7	10	0	26	2	2	.303	.348	.651	0	5	0	0
2017	Altoona	EAS	AA	PIT	.277	116	383	42	106	12	5	3	32	25	2	69	5	7	.319	.358	.677	3	2	0	3
2018	WV Power	SAL	A	PIT	---	2	0	0	0	0	0	0	0	0	0	0	0	0	---	---	---	0	0	0	0
2018	Altoona	EAS	AA	PIT	.151	40	106	6	16	0	3	0	9	3	0	21	3	1	.174	.208	.382	2	0	0	1
<b>Minor League Totals</b>					<b>.265</b>	<b>606</b>	<b>2120</b>	<b>266</b>	<b>561</b>	<b>90</b>	<b>28</b>	<b>20</b>	<b>223</b>	<b>123</b>	<b>4</b>	<b>433</b>	<b>56</b>	<b>51</b>	<b>.304</b>	<b>.362</b>	<b>.666</b>	<b>20</b>	<b>42</b>	<b>4</b>	<b>21</b>



# LUIS ESCOBAR

RHP

**Born:** 5/30/96 in Cartagena, Colombia  
**MLB Debut:** N/A  
**Height/Weight:** 6-1/205  
**Twitter:** N/A

**Opening Day Age:** 22  
**ML Service:** 0.000  
**Bats/Throws:** R/R  
**Instagram:** N/A

**Acquired:** Signed as a non-drafted free agent on 7/8/13  
**2019 Baseball America Ranking (PIT/Tools):** No. 11 / Best Slider  
**2019 MLB Pipeline Ranking (PIT):** No. 10

## Single-Game Bests/Misc.

### Complete Games

1

9/2/17 @ Delmarva (A)

### Shutouts

1

9/2/17 @ Delmarva (A)

### Innings (Start)

7.0 (4x)

Last - 7/12/18 vs. Lakeland (A+)

### Innings (Relief)

6.0

5/1/18 vs. Dunedin (A+)

### Hits Allowed

8

4/19/17 @ Hickory (A)

### Earned Runs Allowed

10

6/6/14 @ DSL Rangers 2 (R)

### Home Runs Allowed

2 (4x)

Last - 7/18/18 vs. Bowie (AA)

### Strikeouts

12

4/9/17 vs. Rome (A)

### 10+ Strikeout Games

2

Last - 4/14/17 @ Lexington (A)

### Walks

7

5/6/17 vs. Lexington (A)

### Winning Streak

4

7/18-8/22/18 (AA)

### Losing Streak

3 (2x)

Last - 6/27-7/12/17 (A)

## PERSONAL

- Luis Alberto Escobar, son's name is Tyler Andres (9/30/17).
- Was a member of Colombia's World Baseball Classic team in 2017 but did not pitch.
- Enjoyed playing soccer during his childhood.
- His favorite baseball player growing up was Josh Beckett.
- Hobbies include cooking, fishing and playing video games.

## TRANSACTIONS

- Signed with PIT as a non-drafted free agent on July 8, 2013.
- Had his contract first selected by PIT on Nov. 20, 2017.

## 2018

- Entered season ranked as Pittsburgh's No. 7 prospect according to *Baseball America*.
- Went 11-6 with a 4.14 ERA (59er/128.1ip) and 110 strikeouts in 24 games (23 starts) between High-A Bradenton and Double-A Altoona.
- Began season with Bradenton, recording a 1.65 ERA (3er/16.1ip) through his first three starts.
- Tossed 6.0 scoreless innings in relief of RHP Joe Musgrove (rehab assignment) on 5/1 vs. Dunedin.
- Won three consecutive starts from 5/17-6/4, registering a 1.83 ERA (4er/19.2ip) and 17 strikeouts.
- Named to the Florida State League midseason All-Star team after going 5-5 with a 4.06 ERA (31er/68.2ip) in 13 games (12 starts) in the first half.
- Recorded a season-high nine strikeouts on 7/6 vs. Fort Myers (6.0ip).
- At the time of his 7/16 promotion to Altoona, he ranked among FSL leaders in strikeouts (3rd, 85), innings pitched (4th, 92.2) and batting average against (4th, 2.24).
- Earned the win in his Double-A debut on 7/18 vs. Bowie (6.0ip, 4r, 3r, 2bb, 3k).
- Placed on the suspended list on 8/25 for violating Altoona club policies and missed remainder of season.
- Tied for fifth in wins and was sixth in punchouts among Pirates farmhands.
- Pitched for Aguilas del Zulia in the Venezuelan Winter League, going 0-2 with a 4.70 ERA (8er/15.1ip) in four starts.

## 2017

- Spent entire season with Single-A West Virginia, going 10-7 with a 3.83 ERA (56er/131.2ip) and 168 strikeouts in 26 games (25 starts).
- Struck out a career-high 12 batters on 4/9 vs. Rome (5.0ip); followed that start with an 11-K performance on 4/14 at Lexington (6.0ip).
- Member of the World Team in the MLB Futures Game in Miami on 7/9.
- Posted a 1.32 ERA (4er/27.1ip) in five July starts.
- Tossed a complete game shutout (5.0ip) on 9/2 at Delmarva after the game was called due to rain.
- Allowed two ER or less in 17 of his 25 starts.
- Led the South Atlantic League and all Pirates farmhands in strikeouts and wild pitches (25).

## 2016

- Spent entire campaign with Short-Season A West Virginia and went 6-5 with a 2.93 ERA (22er/67.2ip) and 61 strikeouts in 15 games (12 starts).
- Was 4-4 with a 3.27 ERA (20er/55.0ip) in 12 starts and 2-1 with a 1.42 ERA (2er/12.2ip) in three relief outings.
- Charged with two ER or less in 12 of his 15 outings.
- Tied for second in the New York-Penn League in hit by pitches (eight).

## 2015

- Made 11 starts for the GCL Pirates, where he went 2-1 with a 3.54 ERA (16er/40.2ip) and 37 strikeouts.
- Tied for second among GCL pitchers in starts.
- Made his final two starts of the season with the WW Black Bears, recording a 5.68 ERA (4er/6.1ip).
- Combined to go 2-1 with a 3.83 ERA (20er/47.0ip) in 13 starts between the two squads.

## 2014

- Spent his first professional season with the DSL Pirates and compiled a 4-2 record, 4.75 ERA (29er/55.0ip) and 34 strikeouts in 13 starts.
- Lost three straight decisions to begin his career before picking up his first win on 7/17 vs. DSL Rangers 2 (5.0ip, 4h, 0r, 2bb, 4k).
- During a nine-start stretch from 6/18-8/4, he went 1-3 with a 1.99 ERA (9er/40.2ip) and .211 average against (31-for-147); allowed two ER or less in all nine of those starts.

## AWARDS & HONORS

Baseball America Low Class A All Star (2017)


Futures Game Selection (2017)

## CAREER PITCHING STATS

YEAR	TEAM	LG	LVL	ORG	W-L	ERA	G	GS	CG	SHO	SV-SVO	IP	H	R	ER	HR	HB	BB-IBB	SO	AVG	WHIP
2014	DSL Pirates	DSL	R	PIT	2-4	4.75	13	13	0	0	0-0	55.0	50	38	29	2	3	31-0	34	.242	1.47
2015	GCL Pirates	GCL	R	PIT	2-1	3.54	11	11	0	0	0-0	40.2	29	17	16	1	4	13-0	37	.200	1.03
2015	West Virginia	NYP	A-	PIT	0-0	5.68	2	2	0	0	0-0	6.1	7	5	4	0	0	4-0	5	.304	1.74
2016	West Virginia	NYP	A-	PIT	6-5	2.93	15	12	0	0	0-0	67.2	50	25	22	4	8	28-0	61	.208	1.15
2017	West Virginia	SAL	A	PIT	10-7	3.83	26	25	1	1	0-0	131.2	97	60	56	9	13	60-0	168	.200	1.19
2018	Bradenton	FSL	A+	PIT	7-6	3.98	17	16	0	0	0-0	92.2	76	43	41	9	8	38-0	85	.244	1.20
2018	Altoona	EAS	AA	PIT	4-0	4.54	7	7	0	0	0-0	35.2	30	18	18	4	1	21-0	25	.227	1.43
<b>Minor League Totals</b>					<b>31-23</b>	<b>3.90</b>	<b>91</b>	<b>86</b>	<b>1</b>	<b>1</b>	<b>0-0</b>	<b>429.2</b>	<b>339</b>	<b>206</b>	<b>186</b>	<b>29</b>	<b>37</b>	<b>195-0</b>	<b>415</b>	<b>.216</b>	<b>1.24</b>







# NICK FRANKLIN

INF

**Born:** 3/2/91 in Orlando, Fla.  
**MLB Debut:** 5/27/13 (SEA) vs. SD  
**Height/Weight:** 6-1/190  
**Twitter:** N/A

**Opening Day Age:** 28  
**ML Service:** 3.092  
**Bats/Throws:** S/R  
**Instagram:** @nickfrank13

**Acquired:** Signed as a minor league free agent on 2/6/19  
**2019 Baseball America Ranking (PIT):** N/A  
**2019 MLB Pipeline Ranking (PIT):** N/A

## Single-Game Bests/Misc.

- Hits**  
5 (2x)  
Last - 4/25/13 @ Las Vegas (AAA)
- Home Runs**  
2 (5x)  
Last - 7/28/13 vs. Minnesota (AL)
- RBI**  
5  
6/27/16 vs. Boston (AL)
- Runs**  
4 (3x)  
Last - 6/19/11 @ Lake Elsinore (A+)
- Stolen Bases**  
3 (2x)  
Last - 6/19/11 @ Lake Elsinore (A+)
- Walks**  
3 (9x)  
Last - 8/15/14 vs. Charlotte (AAA)
- Hit Streak**  
12 (2x)  
Last - 6/20-7/3/14 (AAA)
- Grand Slams**  
2  
Last - 7/21/13 @ Houston (AL)
- Multi-home Games**  
5  
Last - 7/28/13 vs. Minnesota (AL)

## PERSONAL

- Nicholas Edward Franklin.
- His maternal grandfather, Ed Clifton, played one season (1958) as a middle infielder in the Appalachian League for the Salem Rebels, a Pirates affiliate.
- 2009 graduate of Lake Brantley (Altamonte Springs, Fla.) High School, where he was selected as the Orlando Sentinel Baseball Player of the Year as a senior.
- Member of the 2007 and '08 USA Baseball Youth Nat'l Team.

## TRANSACTIONS

- Selected by SEA (1st round, 27th overall) of the 2009 First-Year Player Draft.
- Had his contract first selected by SEA on May 27, 2013.
- Traded from TB to SEA on July 31, 2014, as part of a 3-team, 5-player exchange that saw LHP David Price sent from TB to DET, SS Willy Adames and LHP Drew Smyly sent from DET to TB, and OF Austin Jackson sent from DET to SEA.
- Claimed off waivers by MIL from TB on April 5, 2017.
- Traded from MIL to LAA on June 30, 2017 in exchange for PJBW or cash.
- Elected free agency on June 6, 2017.
- Signed by LAA as a minor league free agent on Feb. 15, 2018.
- Elected free agency on Oct. 15, 2018.
- Signed by PIT as a minor league free agent on Feb. 6, 2019.

## 2018

- Attached spring training as a non-roster invitee with Milwaukee and began season with Double-A Biloxi, hitting .288 (17-for-59) in 20 games.
- Hit safely in eight of nine games from 4/17-25 with a .364 average (12-for-33).
- Had his contract selected by the Brewers on 5/8 and started at second base that night vs. Cleveland; was placed on the DL with a right quad strain the next day.
- Began a rehab assignment with the AZL Brewers on 8/23 and appeared in three games before having rehab transferred to High-A Carolina on 8/29 for three games.
- Outrighted to Triple-A Colorado Springs on 9/1.

## 2017

- Designated for assignment by Tampa Bay on 4/1 and claimed off waivers by Milwaukee on 4/5.
- Made 53 appearances with the Brewers, hitting .195 (16-for-82) with five XBH and 10 RBI.
- Earned a hit in four straight pinch-hit at-bats from 5/9-16.
- DFA'd by Milwaukee on 6/27, traded to the Angels on 6/30, DFA'd by Los Angeles on 7/29, outrighted to Triple-A Salt Lake on 7/31 and placed on the DL with a left UCL sprain on 8/8.

## 2016

- Began season with Triple-A Durham, hitting .254 (61-for-240) with 16 doubles and 28 RBI in 64 games.
- Recorded career-high five RBI with the Rays on 6/27 vs. Boston (3-for-5, 1 HR, 1 2B, 1 R, 1).

## 2015

- Made season debut on 5/5 with Durham after starting out on the DL with a left oblique strain.
- Hit .266 (51-for-192) with 22 XBH and 30 RBI in 57 games for the Bulls, batted .158 (16-for-101) with the Rays.

## 2014

- Began season with Triple-A Tacoma and hit safely in 10-of-11 games (.395 average [17-for-43], seven XBH, 13 RBI).
- Had two stints with Seattle; only hit .128 (6-for-47) in 17 games.
- Tied career-high 12-game hitting streak from 6/20-7/3, going 17-for-52 (.327).
- Traded to Tampa Bay as part of three-team deal on 7/31.

## AWARDS & HONORS

- PCL All-Star (Mid, 2014)
- SOU All-Star (Mid, 2012)
- Seattle Minor League Offensive Player of the Year (2010)
- PCL Player of the Week (4/29/13)
- SOU Player of the Week (6/4/12)
- Baseball America Minor League All-Star (2010)
- AFL All-Prospect Team (2012)
- AFL Rising Stars MVP (2011)
- MID All-Star (Mid/Post, 2010)
- AFL Rising Stars (2012, 2011)
- MIL.com Organization All-Star (2011, 2010)

## CAREER BATTING STATS

YEAR	TEAM	LG	LVL	ORG	AVG	G	AB	R	H	2B	3B	HR	RBI	BB	IBB	SO	SB	CS	OBP	SLG	OPS	SF	SAC	HBP	GIDP	
2009	AZL Mariners	AZL	R	SEA	.302	10	43	6	13	2	0	1	4	1	0	6	0	0	.318	.419	.737	0	0	0	0	
2009	Everett	ACL	A-	SEA	.400	6	20	4	8	1	0	2	2	0	0	2	0	0	.429	.641	1.070	0	0	0	0	
2010	West Tenn.	SOU	AA	SEA	.667	1	3	3	2	0	0	0	0	1	0	1	0	0	.750	.667	1.417	0	0	0	0	
2010	Clinton	MID	A	SEA	.281	219	513	89	144	22	7	23	65	50	0	0	123	25	10	.351	.485	.837	2	2	7	4
2011	High Desert	CAL	A+	SEA	.275	64	258	50	71	10	5	5	20	31	0	0	56	13	0	.356	.411	.767	1	5	2	3
2011	AZL Mariners	AZL	R	SEA	.161	3	11	3	3	0	0	0	0	0	0	6	0	0	.091	.061	.182	0	1	0	0	
2011	Jackson	SOU	AA	SEA	.325	21	83	13	27	3	2	6	6	0	0	18	0	0	.371	.482	.853	0	0	0	0	
2012	Jackson	SOU	AA	SEA	.322	57	205	25	66	17	4	4	26	24	1	0	38	9	2	.394	.506	.896	1	8	1	4
2012	Tacoma	PCL	AAA	SEA	.243	64	267	39	65	15	5	4	7	29	24	2	68	3	2	.310	.412	.726	1	2	6	6
2013	Tacoma	PCL	AAA	SEA	.324	39	142	28	46	9	0	4	20	30	0	0	20	1	0	.440	.472	.912	2	2	1	1
2013	SEATTLE	AL	MLB	SEA	.225	192	369	38	83	20	1	12	45	42	0	113	7	0	.303	.382	.686	1	0	0	2	
2014	SEATTLE	AL	MLB	SEA	.128	47	37	3	8	0	1	0	2	3	0	21	1	0	.192	.170	.363	1	0	0	1	
2014	Tacoma	PCL	AAA	SEA	.294	75	279	45	82	16	1	9	47	47	3	60	9	5	.392	.457	.847	5	1	1	4	
2014	Durham	INT	AAA	TB	.210	75	100	8	21	2	0	2	9	10	0	34	2	0	.288	.290	.578	0	2	1	0	
2015	TAMPA BAY	AL	MLB	TB	.206	17	34	4	4	0	0	1	4	3	0	11	0	0	.263	.253	.516	1	0	0	2	
2015	Durham	INT	AAA	TB	.288	11	32	36	11	1	10	1	11	30	27	0	48	4	0	.323	.443	.761	0	0	0	2
2015	TAMPA BAY	AL	MLB	TB	.158	44	101	11	16	4	1	3	7	7	0	37	1	0	.213	.307	.520	0	1	0	2	
2016	Durham	INT	AAA	TB	.254	64	240	26	61	16	1	5	28	26	1	56	10	0	.322	.392	.714	4	0	0	5	
2016	Charlotte	FSL	A+	TB	.750	4	4	2	3	0	0	0	0	0	0	0	0	0	.750	.500	1.500	0	0	0	0	
2016	TAMPA BAY	AL	MLB	TB	.270	60	174	18	37	0	0	6	26	12	2	42	2	0	.303	.387	.686	1	0	0	2	
2017	MILWAUKEE	NL	MLB	MIL	.195	83	324	20	63	2	1	6	2	10	5	0	19	0	0	.258	.317	.576	0	0	0	0
2017	Salt Lake	PCL	AAA	LAA	.273	3	11	0	3	1	0	1	1	0	0	3	0	0	.308	.273	.580	1	0	0	1	
2017	LOS ANGELES	AL	MLB	LAA	.125	13	24	2	3	1	0	0	2	0	0	3	0	0	.300	.167	.467	0	0	0	1	
2018	Bloom	PCL	AAA	MIL	.288	17	59	10	17	3	2	1	11	7	0	24	17	0	.329	.483	.771	0	0	0	2	
2018	AZL Brewers	AZL	R	MIL	.500	3	3	2	3	0	0	1	1	0	0	0	0	0	.500	.875	3.75	0	0	0	0	
2018	Carolina	CAR	A+	MIL	.636	3	11	3	7	2	0	1	4	3	0	2	0	0	.714	.173	1.987	0	0	0	0	
2018	MILWAUKEE	NL	MLB	MIL	.000	1	2	0	0	0	0	0	0	0	0	0	0	0	.000	.000	.000	3	3	7	8	
Major League Totals					.214	24	301	83	83	178	29	24	96	77	2	242	17	0	.285	.359	.644	3	3	7	8	
Triple-A Totals					.283	624	2449	379	692	128	7	38	164	165	6	289	35	11	.351	.428	.814	15	7	5	8	
Minor League Totals					.283	647	2489	379	692	128	7	38	167	165	6	289	35	11	.351	.432	.814	20	26	15	33	



# YEUDY GARCIA

**RHP**

**Born:** 10/6/92 in Sabana Yegua, D.R.  
**MLB Debut:** N/A  
**Height/Weight:** 6-2/220  
**Twitter:** @garciayeudy781

**Opening Day Age:** 26  
**ML Service:** 0.000  
**Bats/Throws:** R/R  
**Instagram:** @yeudy839

**Acquired:** Signed as a non-drafted free agent on 2/21/13

**2019 Baseball America Ranking (PIT):** N/A

**2019 MLB Pipeline Ranking (PIT):** N/A

## Single-Game Bests/Misc.

### Complete Games

1  
6/25/16 (2) @ Charlotte (A+)

### Shutouts

N/A

### Innings (Start)

7.0  
6/25/16 (2) @ Charlotte (A+)

### Innings (Relief)

5.0  
7/20/15 vs. Lexington (A)

### Hits Allowed

9 (2x)  
Last - 4/10/16 vs. Fort Myers (A+)

### Earned Runs Allowed

6 (2x)  
Last - 6/8/17 @ Harrisburg (AA)

### Home Runs Allowed

2 (4x)  
Last - 5/22/18 @ Bowie (AA)

### Strikeouts

10  
8/27/15 @ Augusta (A)

### 10+ Strikeout Games

1  
8/27/15 @ Augusta (A)

### Walks

6  
6/8/17 @ Harrisburg (AA)

### Winning Streak

8

### Losing Streak

4

4/15-5/18/16 (A+)

## PERSONAL

- Yeudy Bamba Garcia (first name rhymes with "Judy").
- Attended college in the Dominican Republic before signing with the Pirates in 2013.
- Is a 2010 graduate of high school.
- Lists Albert Pujols as his favorite athlete while growing up.
- Also enjoyed playing volleyball as a youth.

## TRANSACTIONS

- Signed with PIT as a non-drafted free agent on Feb. 21, 2013.

## 2018

- Ranked Pittsburgh's 26th-best farmhand by *Baseball America* prior to the season.
- Posted a 2-5 record, three saves, a 5.23 ERA (31er/53.1ip) and 68 strikeouts in 37 relief appearances with Double-A Altoona, his first full season as a reliever.
- Recorded a 1.42 ERA (2er/12.2ip) over his first 10 outings from 4/6-5/13.
- Worked a season-best 7.2 consecutive scoreless innings from 7/3-13 (1) with three multi-inning appearances.
- Notched a 1.23 ERA (2er/14.2ip) over his first eight outings in July, all multi-inning appearances.
- Was among team leaders in holds (T-2nd, 5), appearances (4th) and strikeouts (5th overall, 2nd among primary relievers).

## 2017

- Ranked Pittsburgh's 15th-best farmhand by *Baseball America* prior to the season.
- Spent the majority of the year with Altoona, going 4-7 and finishing with a 5.04 ERA (42er/75.0ip) and 71 strikeouts.
- Pitched two games on a rehab assignment for the GCL Pirates, earning one win and surrendering no runs.
- Made 11 starts in his first 12 appearances, going 2-4 while allowing 34 earned runs and walking 30 batters.
- Converted five of seven save opportunities after transitioning to relief role, only receiving one loss.
- Produced his best month in August (1-0, 2sv, 3.00 ERA [4er/12.0ip], 5bb, 15k).
- Allowed just two homers in 27.2 innings as a reliever.
- Suffered a .321 opposing batting average (44-for-137) and a .925 OPS against left-handed hitters.
- Had four saves and a 6.44 ERA (26er/36.1ip) on the road.

## 2016

- Was rated by *Baseball America* as the Pirates' No. 16 prospect entering the year.
- Spent all season with High-A Bradenton and went 6-8 with a 2.76 ERA (39er/127.1ip) and 127 punchouts.
- Last four of his first eight starts and didn't earn a win until 5/24 at Jupiter (6.0ip, 2h, 0r, 3bb, 6k).
- Earned the save in his only relief appearance of the season on 5/29 vs. St. Lucie (4.0ip, 3h, 0r, 3bb, 6k).
- Threw the first and only complete game of his career on 6/25 at Charlotte (7.0ip, 4h, 1r, 0er, 1bb, 9k).
- Put together eight quality starts during the year, including three straight from 6/25-7/5.
- Struck out six-plus batters in a game 13 times, going 4-4 when doing so, including a season-high nine on 6/25.
- Won the Florida State League Championship with Bradenton, getting the win in Game 1 of the championship series on 9/9 vs. Tampa (7.0ip, 6h, 1er, 1hr, 6k).
- Ranked among FSL leaders in games started (T-1st, 25), ERA (2nd) and strikeouts (2nd).
- Ranked among Pirates farmhands in strikeouts (3rd) and ERA (T-7th).

## 2015

- Spent the whole season with Single-A West Virginia, going 12-5 with a 2.10 ERA (29er/124.1ip), fanning 112 batters and walking just 41.
- Got his only save of the season on Opening Day on 4/10 vs. Savannah (2.0ip, 2h, 0r, 0bb, 3k).
- Made his first of 21 starts on 5/14, getting his first win of the season at Hagerstown (5.0ip, 2h, 0r, 0bb, 3k).
- Went 11-3 with a 2.04 ERA (22er/97.0ip) in those 21 starts; by comparison, also went 1-2 with a 2.30 ERA (7er/27.1ip) in nine relief appearances.
- Did not lose a game when lasting 5.0-plus innings on the mound (12-0, 1.06 ERA [9er/76.2ip], 67k).
- Posted a sub-1.00 ERA in six games (five starts) in July (6-0, 0.90 ERA [3er/30.0ip], 16h, 5bb, 23k), earning South Atlantic League Pitcher of the Month honors.
- Was named to the SAL mid- and postseason All-Star teams; also named the league's Most Outstanding Pitcher.
- Ranked among SAL leaders in ERA (1st), batting average against (2nd, .204), wins (T-2nd), WHIP (3rd, 1.07) and strikeouts (5th).
- His 2.10 ERA for the season was the fourth-lowest mark among MLB pitchers with 100.0-plus innings pitched, trailing only Triple-A Durham's Blake Snell (1.41), Double-A Montgomery's Jake Faria (1.92) and High-A Fort Myers' Stephen Gonsalves (2.01).
- Also ranked among Pirates farmhands in ERA (1st), strikeouts (3rd) and wins (T-4th).

## 2014

- Played all season with the DSL Pirates, where he went 4-3 with a 2.41 ERA (16er/59.2ip) in 13 starts.
- Allowed a career-high nine hits in his professional debut on 6/3 vs. DSL Braves (5.0ip, 9r, 5r/3er, 1hbp, 2bb, 3k).
- Allowed 13 hits all season with RISP (.159 opposing average [13-for-82], 4bb).
- Stifled left-handed hitters to a .143 average (11-for-77).
- Recorded the best groundout-to-flyout ratio of his career in his first professional season (2.10).
- Pitched near perfection in four starts on the road, allowing just a 0.46 ERA (1er/19.2ip) and putting up a 4-1 strikeout-to-walk ratio (16k, 4bb).
- Lasted 5.0 innings in eight of his 13 starts, compiling a 4-1 record in those games.

## AWARDS & HONORS

FSL Pitcher of the Week (5/30/16)

Pittsburgh Minor League Pitcher of the Year (2015)

SAL All-Star (Mid/Post, 2015)

SAL Most Outstanding Pitcher and Best RHP (2015)

MLB.com SAL Pitcher of the Month (7/2015)

DSL All-Star (Mid, 2014)

## CAREER PITCHING STATS

YEAR	TEAM	LG	LVL	ORG	W-L	ERA	G	GS	CG	SHO	SV-SVO	IP	H	R	ER	HR	HB	BB-IBB	SO	AVG	WHIP
2014	DSL Pirates	DSL	R	PIT	4-3	2.41	13	0	0	0-0	59.2	50	23	16	0	10	29-0	47	225	1.17	
2015	WV Power	SAL	A	PIT	12-5	2.10	30	21	0	0	1-1	124.1	92	36	29	4	10	41-0	112	204	1.07
2016	Bradenton	FSL	A+	PIT	6-8	2.76	26	25	1	0	1-1	127.1	122	53	39	7	7	54-0	127	248	1.38
2017	GCL Pirates	GCL	R	PIT	1-0	0-0	2	0	0	0	0-0	3.0	1	1	0	0	0	2	4	1.00	1.00
2017	Altoona	EAS	AA	PIT	4-7	5.25	29	11	0	0	5-7	72.0	76	48	42	8	9	46-0	67	273	1.69
2018	Altoona	EAS	AA	PIT	2-5	5.23	37	0	0	0	3-5	53.1	53	35	31	3	4	32-2	68	257	1.59
<b>Minor League Totals</b>					<b>29-28</b>	<b>3.21</b>	<b>137</b>	<b>70</b>	<b>1</b>	<b>0</b>	<b>10-14</b>	<b>439.2</b>	<b>394</b>	<b>196</b>	<b>157</b>	<b>22</b>	<b>40</b>	<b>195-2</b>	<b>425</b>	<b>.237</b>	<b>1.34</b>



# GEOFF HARTLIEB

RHP

**Born:** 12/9/93 in Belleville, Ill.  
**MLB Debut:** N/A  
**Height/Weight:** 6-6/235  
**Twitter:** @itsgeoffnotjeff

**Opening Day Age:** 25  
**ML Service:** 0.000  
**Bats/Throws:** R/R  
**Instagram:** @itsgeoffnotjeff

**Acquired:** Selected by PIT in the 29th round (885th overall) of the 2016 First-Year Player Draft  
**2019 Baseball America Ranking (PIT):** N/A  
**2019 MLB Pipeline Ranking (PIT):** N/A

## Single-Game Bests/Misc.

**Complete Games**  
N/A

**Shutouts**  
N/A

**Innings (Start)**  
N/A

**Innings (Relief)**  
3.0 (2x)

Last - 6/9/17 vs. Greensboro (A)

**Hits Allowed**  
6

7/10/16 @ Princeton (R+)

**Earned Runs Allowed**  
5

7/10/16 @ Princeton (R+)

**Home Runs Allowed**  
1 (10x)

Last - 6/17/18 vs. New Hampshire (AA)

**Strikeouts**  
5

6/23/18 @ Erie (AA)

**10+ Strikeout Games**  
N/A

**Walks**  
3

7/13/18 @ Erie (AA)

**Winning Streak**  
4 (2x)

Last - 5/31-7/8/18 (AA)

**Losing Streak**  
4

7/16-8/12/17 (A+)

## PERSONAL

- Geoffrey Thomas Hartlieb, fiance's name is Alyse.
- Attended Quincy (Ill.) University to play college basketball and played in 24 games as a freshman, totaling 43 points and scoring a career-high eight points in a game at Central Missouri.
- Transferred to Lindenwood (Mo.) University and racked up 152 innings over three seasons for the NCAA Division II program while finishing his college career with a 5-15 record and 6.68 ERA.
- Was a communications major.
- 2012 graduate of Highland (Ill.) High School; the same high school produced first-round draftee and major league pitcher Jake Odorizzi.
- Received all-state honors as a junior and senior in basketball; was also an all-area and all-conference selection in basketball and baseball as a junior and senior.

## TRANSACTIONS

- Selected by NYM (37th round, 1109th overall) in the 2015 First-Year Player Draft, but did not sign.
- Selected by PIT (29th round, 885th overall) in the 2016 First-Year Player Draft.

## 2018

- Spent entire season with Double-A Altoona, going 8-2 with 10 saves and a 3.24 ERA (21er/58.1ip) in a career-high 47 appearances.
- Recorded first win of the season on 4/14 in extra innings at Erie (2.0ip, 1h, 1r, 0er, 0bb, 4k).
- Collected two career-high four-game win streaks from 4/14-5/2 and 5/31-7/8.
- Suffered second straight loss on 5/17 vs. Portland after being charged with a career-high seven runs (2er) in 2.0ip.
- Struck out a career-high five batters during a 2.0-inning save on 6/23 at Erie.
- Recorded the last four outs for his ninth save on 8/26 vs. Richmond as the Curve clinched a playoff spot with a 3-0 win.
- Pitched a season-high 15.2 innings in August and only allowed two runs (1.15 ERA).
- Did not allow a run in 14 of his final 19 appearances of the regular season from 7/14-9/3, posting a 1.17 ERA (3er/23.0ip); in final 31 outings dating back to 6/9, compiled a 1.82 ERA (8er/39.2ip).
- Went 8-2 with a 4.19 ERA (16er/34.1ip) in 27 outings before the All-Star break and was 0-0 with a 1.88 ERA (5er/24.0ip) in 20 appearances after the break.
- Tossed 1.2 shutout frames in his lone playoff appearance on 9/8 vs. Akron.
- Recorded a career-low in home runs allowed per nine innings for the year with 0.46 (3hr/58.1ip).
- Ranked fifth in the EL in games finished (28), sixth in appearances and tied for eighth in saves.
- Led all Pirates minor leaguers in appearances and was third in saves.
- Played for Surprise in the Arizona Fall League and went 0-1 with one save, a 6.59 ERA (10er/13.2ip) and 12 strikeouts in 10 appearances.

## 2017

- Combined to go 2-6 with nine saves and a 2.12 ERA (15er/63.2ip) in 39 appearances between Single-A West Virginia and High-A Bradenton.
- Began season with West Virginia, going 1-2 with six saves and a 0.83 ERA (3er/32.2ip) in 20 games.
- Held opponents scoreless in 17 of his 20 Power outings.
- Did not allow an earned run in six June appearances (10.0ip) before being transferred to High-A Bradenton on 6/24, where he went 1-4 with three saves, a 3.48 ERA (12er/31.0ip) and 36 strikeouts in 19 contests.
- Posted scoreless appearances in five of his first six outings with the Marauders.
- Earned his first win with Bradenton on 7/13 at Clearwater (1.1ip, 1h, 0r, 0bb, 2k).
- Held opponents to a .182 average (6-for-33) with RISP for Bradenton.
- Struck out at least one batter in 29 of his 39 outings; had multiple punchouts in 22 of those appearances.
- Tied for fifth among Pirates minor leaguers in saves.

## 2016


- Spent the whole season with Rookie-Advanced Bristol, going 4-1 with a 4.44 ERA (13er/26.1ip) and 28 strikeouts in 16 appearances.
- Earned the win in his professional debut on 6/24 at Bluefield (2.0ip, 1h, 0r, 0bb, 2k).
- Won again in his second outing on 6/28 vs. Greenville (1.1ip, 0h, 0r, 0bb, 2k).
- Earned first professional save on 7/28 vs. Elizabethton (2.0ip, 1h, 0r, 0bb, 1k).
- Struck out the side on 8/9 vs. Kingsport (1.0ip); fanned at least one batter in 13 of his 16 appearances.
- Did not allow a run (10.2ip) in six games from 7/28-8/15.
- Went 2-0 with one save, a 0.56 ERA (1er/16.0ip) and 20 strikeouts in nine outings at home.

## AWARDS & HONORS

N/A

## CAREER PITCHING STATS

YEAR	TEAM	LG	LVL	ORG	W-L	ERA	G	GS	CG	SHO	SV-SVO	IP	H	R	ER	HR	HB	BB-IBB	SO	AVG	WHIP
2016	Bristol	APP	R	PIT	4-1	4.44	16	0	0	0	1-2	26.1	26	22	13	3	4	9-0	28	.252	1.33
2017	WV Power	SAL	A	PIT	1-2	0.83	20	0	0	0	6-6	32.2	22	7	3	1	1	6-0	26	.191	0.86
2017	Bradenton	FSL	A+	PIT	1-4	3.48	19	0	0	0	3-6	31.0	29	15	12	3	1	9-1	36	.250	1.23
2018	Altoona	EAS	AA	PIT	8-2	3.24	47	0	0	0	10-16	58.1	56	29	21	3	3	24-0	56	.221	1.37
<b>Minor League Totals</b>					<b>14-9</b>	<b>2.97</b>	<b>102</b>	<b>0</b>	<b>0</b>	<b>0</b>	<b>20-30</b>	<b>148.1</b>	<b>133</b>	<b>73</b>	<b>49</b>	<b>10</b>	<b>9</b>	<b>48-1</b>	<b>146</b>	<b>.240</b>	<b>1.22</b>



# KE'BRYAN HAYES

INF

**Born:** 1/28/97 in Tomball, Texas  
**MLB Debut:** N/A  
**Height/Weight:** 5-10/200  
**Twitter:** @KeBryanHayes  
**Acquired:** Selected by PIT in 1st round (32nd overall) of the 2015 First-Year Player Draft  
**2019 Baseball America Ranking (PIT/Tools/Overall):** No. 2 / Best Strike-Zone Discipline & Best Defensive Infielder / No. 49  
**2019 MLB Pipeline Ranking (PIT/3B/Tools/Overall):** No. 2 / No. 4 / Hit 60 & Defense 60 / No. 46

**Opening Day Age:** 22  
**ML Service:** 0.000  
**Bats/Throws:** R/R  
**Instagram:** @kebryan\_hayes

## Single-Game Bests/Misc.

- Hits**  
4 (5x)  
Last - 9/2/18 @ Bowie
- Home Runs**  
1 (15x)  
Last - 8/5/18 vs. Akron (AA)
- RBI**  
5  
4/18/16 vs. Kannapolis (A)
- Runs**  
3 (7x)  
Last - 8/31/18 @ Bowie (AA)
- Stolen Bases**  
3  
7/8/18 vs. Trenton (AA)
- Walks**  
3 (4x)  
Last - 8/12/18 vs. Erie (AA)
- Hit Streak**  
16  
7/29-8/15/18 (AA)
- Grand Slams**  
N/A
- Multi-homer Games**  
N/A

## PERSONAL

- Ke'Bryan Kobe Hayes.
- 2015 graduate of Concordia Lutheran (Tomball, Texas) High School.
- Was a 2015 preseason Perfect Game All-American and Texas All-Region first-team selection and hit .436 (41-for-94) with 16 doubles, one triple, three home runs, 27 RBI and 12 stolen bases as a senior.
- Helped lead his high school to the 2015 TAPPS state championship after recording a game-winning, go-ahead RBI single in the sixth inning.
- Played for the team USA Junior National team in 2014 and the 2014 USA Baseball Tournament of Stars, where he hit .486 (17-for-35) with two doubles, one homer and seven RBI in 12 games for the Tournament of Stars.
- Son of 14-year major league leaguer Charlie Hayes, who played in 124 games for the Pirates in 1996 before he was traded to New York (AL) on Aug. 30.
- His dad led the AL in double plays turned from third base with the Yankees in 1992 and led the NL in doubles (45) in 1993 with Colorado.
- His brother, Treye, was an eighth-round pick by Tampa Bay in 2006 as a pitcher and played six seasons in the minors.

## TRANSACTIONS

- Selected by PIT (1st round, Supplemental, 32nd overall) in the 2015 First-Year Player Draft.

## 2018

- Entered the season rated by *Baseball America* as Pittsburgh's No.4 prospect; same publication tabbed him as the "Best Defensive Infielder" in the Pirates minor league system.
- MLB Pipeline also listed him as the Pirates' fourth-best prospect in their system.
- Spent the entire year with Double-A Altoona and hit .293 (128-for-437) with seven homers, seven triples, 31 doubles, 47 RBI, 64 runs scored, 12 stolen bases and an .819 OPS in 117 games.
- Beginning with a three-hit, four-RBI performance on 5/26 at Harrisburg, he hit .323 (90-for-279) over his final 74 games; the .323 clip was third best in the Pirates system and the Eastern League during that stretch and lifted his season average from .241 to .293.
- Had nine multi-hit games during a 10-game stretch from 6/27-7/6, slashing .413/.438/.587.
- Totalled 38 multi-hit games, including career-high-tying four-hit performances on 6/1 at Hartford and both 8/31 and 9/2 at Bowie, was the only Curve player with multiple four-hit games.
- Stole a career-high three bases on 7/8 vs. Trenton.
- Was the starting third baseman for the Western Division in the EL All-Star Game and went 1-for-2 with an RBI single in the fifth inning.

## 2017

- Listed as Pittsburgh's 6th-best prospect by *Baseball America* prior to the season.
- Spent entire year with High-A Bradenton and hit .278 (117-for-421) with two home runs, seven triples, 16 doubles and a career-high 27 stolen bases in 108 games.
- Was named to the Florida State League midseason All-Star team after hitting .271 (54-for-199) with 19 stolen bases in 52 games before the league's All-Star break.
- Over his last 17 games (8/12-9/3), hit .328 (22-for-67) with eight multi-hit performances, including seven in an eight-game stretch from 8/14-24.
- Hit .323 (74-for-229) with 17 XBH and 26 RBI in 58 road games; by comparison, only hit .224 (43-for-192) with eight XBH and 17 RBI in 50 home games.
- Batted .295 (31-for-105) with RISP.
- Won his first career MiLB Rawlings Gold Glove Award at third base after leading all FSL 3B with a .974 fielding percentage; also led all FSL 3B in total chances (307), assists (245) and double plays (25).
- Ranked among FSL offensive leaders in sacrifice bunts (1st, 12), runs scored (T-4th, 66), stolen bases (5th) and average (9th).
- Ranked second among Pirates farmhands in stolen bases.

## 2016

- Ranked by *Baseball America* as Pittsburgh's 9th-best prospect prior to the season.
- Had his season cut short due to a cracked rib and played in just 67 total games, 65 with Single-A West Virginia and two with the GCL Pirates.
- Hit .263 (65-for-247) with six homers, 12 doubles and 37 RBI for the Power.
- Hit safely in 12 of his first 14 games with the Power, batting .393 (22-for-56) with 13 RBI from 4/7-23.
- Drove in a career-high five runs on 4/18 vs. Kannapolis.
- Recorded the first two four-hit games of his career on 4/18 vs. Kannapolis and 6/4 at Augusta.
- Batted .355 (22-for-62) with eight XBH and 30 RBI with RISP for West Virginia.
- Was named to the South Atlantic League midseason All-Star team as a utility infielder.

## 2015

- Batted .333 (48-for-144) with four doubles, one triple and 13 RBI in 44 games with the GCL Pirates.
- Made his professional debut on 6/29 vs. GCL Yankees 2 and went 2-for-4 with two RBI and two runs scored.
- From 6/29-7/22 (18 games), he hit .429 (27-for-63) with a 1.050 OPS.
- Transferred to Short-Season A West Virginia on 8/25 and in 12 games for the Black Bears, batted .220 (9-for-41) with seven RBI.
- Ranked first in the GCL in on-base percentage (.434) and second in hitting.
- Ended the season ranked as Pittsburgh's 8th-best prospect according to *Baseball America*.

## AWARDS & HONORS

- MiLB.com Organization All-Star (2018, 2017)
- Futures Game Selection (2018)
- FSL All-Star (Mid, 2017)
- MiLB Rawlings Gold Glove 3B (2018, 2017)
- EAS All-Star (Mid/Post, 2018)
- SAL All-Star (Mid, 2016)

## CAREER BATTING STATS

YEAR	TEAM	LG	LVL	ORG	AVG	G	AB	R	H	2B	3B	HR	RBI	BB	IBB	SO	SB	CS	OBP	SLG	OPS	SF	SAC	HBP	GIDP
2015	GCL Pirates	GCL	R	PIT	.333	44	144	24	48	4	1	0	13	22	1	24	7	1	1.434	375	.809	2	2	5	0
2015	WV Black Bears	NYP	A-	PIT	.220	12	41	8	9	1	0	0	7	6	0	7	1	1	1.320	244	.564	2	2	1	2
2016	GCL Pirates	GCL	R	PIT	.400	2	5	2	1	0	0	0	1	0	1	0	0	0	500	600	1.100	0	0	0	0
2016	WV Power	SAL	A	PIT	.263	65	247	27	65	12	1	6	37	16	1	51	6	5	319	393	.711	4	3	6	5
2017	Bradenton	FSL	A+	PIT	.278	108	421	66	117	16	7	2	43	41	0	76	27	5	345	363	.708	4	12	4	12
2018	Altoona	EAS	AA	PIT	.293	117	437	64	128	31	7	7	47	57	0	84	12	5	375	444	.819	6	4	4	10
<b>Minor League Totals</b>					<b>.285</b>	<b>348</b>	<b>1295</b>	<b>189</b>	<b>369</b>	<b>65</b>	<b>16</b>	<b>15</b>	<b>147</b>	<b>143</b>	<b>2</b>	<b>243</b>	<b>53</b>	<b>17</b>	<b>.360</b>	<b>.395</b>	<b>.755</b>	<b>18</b>	<b>23</b>	<b>20</b>	<b>29</b>



# LOGAN HILL

OF

**Born:** 5/26/93 in Pensacola, Fla.  
**MLB Debut:** N/A  
**Height/Weight:** 6-3/230  
**Twitter:** @HillSan33

**Opening Day Age:** 25  
**ML Service:** 0.000  
**Bats/Throws:** R/R  
**Instagram:** N/A

**Acquired:** Selected by PIT in 25th round (757th overall) of the 2015 First-Year Player Draft  
**2019 Baseball America Ranking (PIT):** N/A  
**2019 MLB Pipeline Ranking (PIT):** N/A

## Single-Game Bests/Misc.

### Hits

4  
7/26/16 @ Rome (A)

### Home Runs

2 (3x)  
Last - 6/24/18 @ Erie (AA)

### RBI

5 (2x)  
Last - 5/12/17 vs. Palm Beach (A+)

### Runs

3 (3x)  
Last - 4/10/17 @ St. Lucie (A+)

### Stolen Bases

3  
7/21/15 vs. Brooklyn (A-)

### Walks

4  
7/2/18 @ Akron (AA)

### Hit Streak

11  
5/1-13/17 (A+)

### Grand Slams

1  
7/9/15 @ Lowell (A-)

### Multi-homer Games

3  
Last - 6/24/18 @ Erie (AA)

## PERSONAL

- Logan Walker Hill.
- Attended Troy (Ala.) University in 2015 and was named to the American Baseball Coaches Association/Rawlings South Central All-Region team after ranking in the top-10 in the Sun Belt Conference in batting average (.354), hits (73), RBI (42), stolen bases (13), total bases (113), slugging percentage (.549) and on-base percentage (.440) as a junior.
- Was a mathematics major.
- Spent his first two collegiate seasons (2013-14) at Jeff Davis (Brewton, Ala.) Community College.
- Slashed .420/.550/.706 with eight homers and 40 RBI as a sophomore, leading Jeff Davis to its first playoff berth in 12 years.
- Named first-team all-conference, first-team all-state, third-team All-American, ACCC South Player of the Year and NCAA National Team selection as a sophomore.
- Named first-team all-conference as a freshman after slashing .385/.490/.480 with two homers, 32 RBI and 17 stolen bases.
- 2012 graduate of Washington (Pensacola, Fla.) High School, where he hit .320 with three homers and 19 RBI as a senior.
- Also played football in high school.

## TRANSACTIONS

- Selected by PIT (25th round, 757th overall) in the 2015 First-Year Player Draft.

## 2018

- Spent entire season with Altoona, hitting .228 (89-for-391) with 33 XBH (17 homers) and 72 RBI in 117 games.
- Hit just .130 (9-for-69) over 18 games in April but improved his average through the season and recorded a monthly high of .292 (28-for-96) in August.
- Hit .311 (19-for-61) vs. Erie with four homers and 19 RBI.
- Logged his third career two-homer game on 6/24 at Erie.
- Homered and collected a career-high four walks on 7/2 at Akron.
- Ranked seventh in the Eastern League with 72 RBI.
- Ranked second in home runs and RBI on Altoona's roster; was also second among Pirates farmhands in RBI and third in homers.

## 2017

- Combined to hit .269 (93-for-346) with 19 doubles, a career-high 18 home runs and 61 RBI in 93 games between High-A Bradenton and Altoona.
- Began year with Bradenton, hitting .266 (71-for-267) with 16 homers, 14 two-baggers and 52 RBI in 71 games.
- Tallied 10 hits in his first five games of the season, including two doubles, one triple and two home runs.
- Four of his five hits from 4/25-28 were homers.
- Hit safely in a career-high 11 consecutive games from 5/1-13, batting .341 (14-for-41) with three homers, five doubles and 16 RBI during the stretch.
- Named to the Florida State League midseason All-Star team after hitting .263 (60-for-228) with 15 homers, 12 doubles and 47 RBI in 61 games before the break.
- Tied for second in the FSL in home runs.
- Named to the FSL post-season All-Star team.
- Transferred to Altoona on 6/30 for 22 games, where he hit .278 (22-for-79) with two home runs, five doubles and nine RBI.
- Placed on the DL with a left hand fracture on 7/27 and missed the rest of the season.
- Ranked second among all Pirates farmhands in homers.
- Played for Glendale in the Arizona Fall League and hit .239 (16-for-67) with five doubles, one triple, two home runs and 14 RBI in 18 games.

## 2016

- Hit .249 (99-for-397) with 13 homers, five triples, 21 doubles and 47 RBI in 110 games between Single-A West Virginia and Bradenton.
- Set single-season career highs in hits, triples, doubles, and stolen bases (14).
- Began season with Bradenton, hitting .226 (14-for-62) in 17 games from 4/9-5/18.
- Transferred to West Virginia for the rest of the season and batted .254 (85-for-335) with 11 homers, 19 doubles and 40 RBI in 93 games.
- Hit safely in nine straight games from 7/14-23, batting .441 (15-for-34) with two doubles, four triples and two homers during the stretch.
- Recorded the only four-hit game of his career on 7/26 at Rome (4-for-4, 2 runs scored).
- Hit safely in the final eight games of the season with a .355 average (11-for-31), three homers and seven RBI.

## 2015

- Spent the entire season with Short-Season A West Virginia, where he hit .297 (65-for-219) with seven homers, three triples, 13 doubles and 45 RBI in 60 contests.
- Hit safely in the first nine games of the season with a .324 average (12-for-37) and belted his first professional home run on 6/28 vs. Hudson Valley.
- Named to the New York-Penn League midseason All-Star team after batting .326 (57-for-175) with six homers, 11 doubles and 40 RBI before the break.
- Hit .330 (30-for-91) with five doubles, two triples, four home runs and 23 RBI in July.
- Named the NYPL Player of the Month for July after leading the league in total bases (51), RBI (23), home runs and OPS (1.011); also ranked fourth in the month of July in average and runs scored (19).
- Ranked among NYPL leaders in RBI (2nd), slugging percentage (2nd, .479), homers (T-3rd), total bases (T-3rd, 105), on-base percentage (5th, .402) and batting average (9th).

## AWARDS & HONORS


FSL All-Star (Mid/Post, 2017)

NYPL All-Star (Mid, 2015)

MLB.com NYPL Player of the Month (7/2015)

## CAREER BATTING STATS

YEAR	TEAM	LG	LVL	ORG	AVG	G	AB	R	H	2B	3B	HR	RBI	BB	IBB	SO	SB	CS	OBP	SLG	OPS	SF	SAC	HBP	GIDP
2015	WV Black Bears	NYP	A-	PIT	.297	60	219	33	65	13	3	7	45	28	0	51	13	4	.402	.479	.881	1	2	11	7
2016	Bradenton	FSL	A+	PIT	.226	17	62	6	14	2	0	2	7	5	0	20	1	1	.319	.355	.674	1	0	4	2
2016	WV Power	SAL	A	PIT	.254	93	335	45	85	19	5	11	40	29	0	97	13	6	.323	.439	.762	1	0	6	11
2017	Bradenton	FSL	A+	PIT	.266	71	267	44	71	14	2	16	52	31	2	73	3	3	.351	.513	.864	2	0	5	9
2017	Altoona	EAS	AA	PIT	.278	22	79	12	22	5	0	2	9	14	0	21	0	0	.385	.418	.803	2	0	1	1
2018	Altoona	EAS	AA	PIT	.228	117	391	48	89	14	2	17	72	41	2	132	1	5	.311	.404	.715	4	0	8	8
<b>Minor League Totals</b>					<b>.256</b>	<b>380</b>	<b>1353</b>	<b>188</b>	<b>346</b>	<b>67</b>	<b>12</b>	<b>55</b>	<b>225</b>	<b>148</b>	<b>4</b>	<b>394</b>	<b>31</b>	<b>19</b>	<b>.342</b>	<b>.445</b>	<b>.787</b>	<b>11</b>	<b>2</b>	<b>35</b>	<b>38</b>



# CLAY HOLMES

RHP

**Born:** 3/27/93 in Dothan, Ala.  
**MLB Debut:** 4/6/18 vs. CIN  
**Height/Weight:** 6-5/225  
**Twitter:** @ClayHolmes21

**Opening Day Age:** 26  
**ML Service:** 0.060  
**Bats/Throws:** R/R  
**Instagram:** @clayholmes21

**Acquired:** Selected by PIT in 9th round (272nd overall) of the 2011 First-Year Player Draft  
**2019 Baseball America Ranking (PIT):** No. 17  
**2019 MLB Pipeline Ranking (PIT/Tools):** No. 23 / Changeup 50

## Single-Game Bests/Misc.

**Complete Games**  
 1  
 5/6/18 vs. Gwinnett (AAA)

**Shutouts**  
 N/A

**Innings (Start)**  
 7.1  
 6/19/18 vs. Norfolk (AAA)

**Innings (Relief)**  
 5.0  
 7/10/13 @ Kannapolis (A)

**Hits Allowed**  
 11  
 6/11/16 @ Reading (AA)

**Earned Runs Allowed**  
 8  
 5/2/13 vs. Greensboro (A)

**Home Runs Allowed**  
 3  
 5/28/16 @ Bowie (AA)

**Strikeouts**  
 10  
 7/25/13 @ Lexington (A)

**10+ Strikeout Games**  
 1  
 7/25/13 @ Lexington (A)

**Walks**  
 6 (3x)  
 Last - 7/21/17 @ Gwinnett (AAA)

**Winning Streak**  
 7  
 5/11-7/7/16 (AA)

**Losing Streak**  
 4  
 4/20-5/27/13 (A)

## PERSONAL

- Clayton Walter Holmes, wife's name is Ashlyn.
- 2011 graduate of Slocomb (Ala.) High School, where he helped lead the baseball team to a runner-up finish in the Class 3A playoffs as a senior.
- Went 11-5 for Slocomb as a junior while recording 126 strikeouts.
- Was ranked as the 76th-best pitching prospect and 140th-best overall prospect by *Baseball America* entering the 2011 draft.
- Committed to play baseball at Auburn University before signing with the Pirates.
- Carried a 4.0 grade point average and was Slocomb's class valedictorian while also being recognized by the Alabama Baseball Coaches Association as its Student-Athlete of the Year in 2011.
- Played three years of basketball and averaged a double-double in both his junior and senior seasons.
- His brother, Jacob, played junior college baseball at Enterprise State College.

## TRANSACTIONS

- Selected by PIT (9th round, 272nd overall) in the 2011 First-Year Player Draft.
- Had his contract first selected by PIT on Nov. 18, 2016.

## 2018

- Entered the season rated as Pittsburgh's No. 21 prospect by *Baseball America*.
- Assigned to Indianapolis out of spring training but joined Pittsburgh before the Triple-A season began; made his MLB debut on 4/6 vs. Cincinnati (2.0ip, 2h, 1r, 1er, 2bb, 2k).
- Optioned to Indy on 4/13 and appeared out of the bullpen that night at Buffalo (2.0ip, 4h, 3r, 3er, 3bb, 3k).
- In 22 games (16 starts) with Indy, went 8-3 with a 3.40 ERA (36er/95.1ip) with 100 strikeouts against 40 walks.
- Compiled a 4-2 record and 2.10 ERA (12er/51.1ip) in 11 games (nine starts) at Victory Field.
- From 6/2-9/2 with the Tribe (13g/8s), owned a 6-0 record, 2.15 ERA (13er/54.1ip) and 4.07 strikeout-to-walk ratio (57k, 14bb).
- Earned his first MLB win on 7/14 (2) vs. Milwaukee (6.0ip, 4h, 0r, 2bb, 6k).

## 2017

- Rated as Pittsburgh's No. 20 prospect by *Baseball America*.
- Was on Indy's Opening Day roster and went 10-5 with a 3.36 ERA (42er/112.1ip) and 99 strikeouts in 25 games (24 starts).
- Matched his career-high win total.
- Went 7-3 with a 3.75 ERA (30er/72.0ip) in 16 games (15 starts) before the All-Star break; was 3-2 with a 2.66 ERA (12er/40.2ip) in nine starts after the break.
- Surrendered a season-high six earned runs in his playoff start on 9/6 vs. Durham (4.0ip, 7h, 6r, 6er, 4bb, 3k).
- Went 4-0 with a 2.38 ERA (11er/41.2ip) in eight day games.
- Had a 1.89 ERA (4er/19.0ip) in four July starts.
- Honored as Indy's Rookie of the Year.
- Tied for first among Pirates farmhands in wins.

## 2016

- Entered the season rated as Pittsburgh's No. 15 prospect by MLB.com and No. 19 by *Baseball America*.
- Made 26 starts for Double-A Altoona and went 10-9 with a 4.22 ERA (64 ER/136.1 IP) and 101 strikeouts.
- Established his career high for wins (also: 2017).
- Ranked among Eastern League leaders in walks issued (5th, 64) and wins (T-5th).
- Posted the highest ground ball to at-bat ratio (2.94) in all of full season baseball and second-highest in all of baseball behind Anthony Castro of the GCL Tigers West (3.29 ground ball/at-bat ratio).
- Won a career-best seven consecutive decisions from 5/11-7/7, spanning 11 starts; had a 3.68 ERA (26er/63.2ip) during the stretch.
- Allowed a career-high 11 hits on 6/11 at Reading.
- Started Game 2 of the EL Western Division Series on 9/8 vs. Akron and recorded the club's only win of the postseason (5.2ip, 4h, 1r, 1er).

## 2015

- Was rated by *Baseball America* as the Pirates' No. 20 farmhand prior to the season.
- Began the season on the DL recovering from Tommy John surgery from March 2014.
- Made three rehab appearances with the GCL Pirates, going 1-0 with a 2.03 ERA (3er/13.1ip).
- Was reinstated from the DL on 7/7 and assigned to Bradenton, where he went 0-2 with a 2.74 ERA (7er/23.0ip) over six starts.
- Returned to the DL with right shoulder tendinitis on 8/26.
- Limited Florida State League batters to a .222 average (18-for-81); right-handed batters hit just .196 (9-for-46).

## 2014

- Was rated as Pittsburgh's No. 17 prospect by *Baseball America* prior to the season but underwent Tommy John surgery on 3/19 and missed the entire campaign.

## 2013

- Baseball America* listed him as the Pirates' No. 10 prospect before the season.
- Went 5-6 with a 4.08 ERA (54er/119.0ip) in 26 games (25 starts) for Single-A West Virginia.
- Threw 5.0 frames in relief on 7/10 at Kannapolis -- his most in a relief appearance -- earning the win.
- Struck out a career-high 10 batters on 7/25 at Lexington.
- Posted a 4-1 record and 2.47 ERA (14er/51.0ip) in 11 appearances (10 starts) on the road.
- Tallied a 2-0 record and 2.08 ERA (6er/26.0ip) with 24 strikeouts in five games (four starts) in July.

## 2012

- Baseball America* listed him as the Pirates' No. 15 prospect before the season.
- In 13 starts for Short-Season A State College, went 5-3 with a 2.28 ERA (15er/59.1ip).
- Won his first pro start on 6/22 vs. Mahoning Valley (5.0ip, 3h, 0r, 0er, 1bb, 5k).
- Recorded a 1.27 ERA (4er/28.1ip) in six home starts.
- Held New York-Penn League batters to a .176 average (35-for-199).
- Allowed no earned runs in eight of his 13 starts.
- Leadoff batters for an inning hit just .078 (4-for-51) against him.

## AWARDS & HONORS

Indianapolis Rookie of the Year (2017)

## CAREER PITCHING STATS

YEAR	TEAM	LG	LVL	ORG	W-L	ERA	G	GS	CG	SHO	SV-SVO	IP	H	R	ER	HR	HB	BB-IBB	SO	AVG	WHIP
2012	State College	NYP	A-	PIT	5-3	2.28	13	0	0	0-0	0	59.1	35	17	15	1	5	29-0	34	176	1.08
2013	WV Power	SAL	A	PIT	5-6	4.08	26	25	0	0	0-0	110.9	106	59	54	7	12	69-0	90	240	1.47
2015	GCL Pirates	GCL	R	PIT	1-0	2.03	3	0	0	0-0	0	13.1	13	5	3	0	3	1-0	10	250	1.05
2015	Bradenton	FLS	A+	PIT	0-2	2.74	6	6	0	0	0-0	23.0	18	7	7	0	4	7-0	16	222	1.09
2016	Altoona	EAS	AA	PIT	10-9	4.22	26	26	0	0	0-0	136.1	138	70	64	10	14	64-1	101	272	1.48
2017	Indianapolis	INT	AAA	PIT	10-5	3.36	25	24	0	0	0-0	112.2	96	45	42	4	8	59-0	99	238	1.38
2018	Bradenton	FLS	A+	PIT	0-0	1.50	1	1	0	0	0-0	6.0	4	1	1	0	0	0-0	8	190	0.67
2018	Indianapolis	INT	AAA	PIT	8-3	3.40	22	16	1	0	0-0	95.1	94	40	36	4	5	40-0	100	260	1.41
2018	PITTSBURGH	NL	MLB	PIT	1-3	6.84	11	4	0	0	0-1	26.1	30	21	20	2	2	23-1	21	291	2.01
	<b>Major League Totals</b>				1-3	6.84	11	4	0	0	0-1	26.1	30	21	20	2	2	23-1	21	291	2.01
	<b>Triple-A Totals</b>				18-8	3.38	47	40	1	0	0-0	208.0	190	85	78	8	13	99-0	199	248	1.39
	<b>Minor League Totals</b>				39-28	3.54	122	114	1	0	0-0	565.0	504	244	222	26	51	269-1	458	244	1.37



# MITCH KELLER

RHP

**Born:** 4/4/96 in Cedar Rapids, Iowa  
**MLB Debut:** N/A  
**Height/Weight:** 6-2/210  
**Twitter:** @mkeller11

**Opening Day Age:** 23  
**ML Service:** 0.000  
**Bats/Throws:** R/R  
**Instagram:** @mitchkeller11

**Acquired:** Selected by PIT in 2nd round (64th overall) of the 2014 First-Year Player Draft  
**2019 Baseball America Ranking (PIT/Tools/Overall):** No. 1 / Best Fastball & Best Curveball / No. 26  
**2019 MLB Pipeline Ranking (PIT/RHP/Tools/Overall):** No. 1 / No. 4 / Changeup 50 & Control 55 / No. 19

## Single-Game Bests/Misc.

### Complete Games

N/A

### Shutouts

N/A

### Innings (Start)

8.0

6/25/18 vs. Harrisburg (AA)

### Innings (Relief)

3.0

7/11/14 vs. GCL Phillies (R)

### Hits Allowed

10

6/30/18 @ Columbus (AAA)

### Earned Runs Allowed

8

6/30/18 @ Columbus (AAA)

### Home Runs Allowed

2 (3x)

Last - 5/26/18 @ Harrisburg (AA)

### Strikeouts

11

9/1/17 vs. Harrisburg (AA)

### 10+ Strikeout Games

4

Last - 7/5/18 vs. Louisville (AAA)

### Walks

5 (3x)

Last - 4/28/18 @ Harrisburg (AA)

### Winning Streak

6

5/15-6/25/18 (AA)

### Losing Streak

3

8/14-26/15 (R+)

## PERSONAL

- Mitchell Thomas Keller, fiancée's name is Clancy.
- Helped victims when flooding struck southern West Virginia when he played for the WV Power in 2016.
- Was ranked by *Baseball America* as the top prospect in the state of Iowa prior to the 2014 draft.
- Committed to play baseball at the University of North Carolina before signing with the Pirates.
- 2014 graduate of Xavier (Cedar Rapids, Iowa) High School and posted a 1.72 ERA as a senior.
- His older brother, Jon, spent five seasons with Baltimore in the minors (2013-17).

## TRANSACTIONS

- Selected by PIT (2nd round, 64th overall) in the 2014 First-Year Player Draft.
- Had his contract first selected by PIT on Nov. 20, 2018.

## 2018

- Prior to the season was rated as Pittsburgh's No. 1 prospect and the No. 12 overall prospect by *Baseball America*.
- Same publication tabbed him with the Best Fastball, Best Curveball and Best Control among Pirates farmhands.
- Began the season with Double-A Altoona and went 9-2 with a 2.72 ERA (26r/86.0ip), 76 strikeouts and .208 average against in 14 starts.
- Went 4-0 with a 0.69 ERA (2er/26.0ip) over four starts from 6/6-25 with the Curve.
- At the time of his 6/28 promotion to Indy, he ranked among Eastern League leaders in wins (1st), innings (3rd), ERA (4th) and batting average against (4th).
- Ranks fourth in Curve franchise history in ERA (2.83) among pitchers with at least 20 starts.
- Made his Triple-A debut on 6/30 at Columbus, allowing career highs in earned runs (8) and hits (10) over 2.2 innings.
- Recorded the fourth double-digit strikeout game of his career in his Victory Field debut on 7/5 vs. Louisville (6.0ip, 6h, 5r, 5er, 4bb, 10k).
- Transferred to High-A Bradenton on 7/10 over Indy's All-Star break to stay on track for his 7/15 All-Star Futures Game start for the U.S. Team at Nationals Park in Washington, D.C. (1.0ip, 0h, 0r, 0bb, 2k).
- Won three consecutive decisions over a four-start stretch with Indy from 8/9-26, tallying a 1.17 ERA (3er/23.0ip) and 21 strikeouts along the way.
- Went 3-2 with a 4.82 ERA (28er/52.1ip) in 10 Triple-A starts, notching six-plus whiffs in seven of those contests.
- Finished among Pirates organizational leaders in strikeouts (1st, 135), wins (T-3rd, 12) and ERA (4th, 3.48).

## 2017

- Entered the season rated as Pittsburgh's No. 2 prospect and the No. 22 overall prospect by *Baseball America*; same publication tabbed him with the Best Curveball among Pirates farmhands.
- Split his season between Short-Season A West Virginia, Bradenton and Altoona, going 8-5 with a 3.03 ERA (39er/116.0ip) in 23 starts.
- Earned six of his wins with Bradenton, where he registered a 3.14 ERA (27er/77.1ip) in 15 starts.
- Allowed a .187 batting average (41-for-219) and had 60 strikeouts against opposing right-handed hitters.
- Went 5-1 in Bradenton when lasting 6.0-plus innings.
- Won the first and last games of Altoona's postseason, a complete game shutout in Game 1 of the Eastern League Western Division Series and a 7.1-inning outing in Game 3 of the title series to give the Curve the EL crown.

- Named EL Postseason Most Valuable Player after fanning 12, walking three and allowing two runs in 16.1 playoff innings.
- Pitched for Glendale in the Arizona Fall League and went 4-0 with a 1.52 ERA (4er/23.2ip) and 13 strikeouts in six starts.

## 2016

- Was rated by *Baseball America* as the Pirates' No. 18 farmhand ahead of the season.
- Made 23 starts with Single-A West Virginia and went 8-5 with a 2.46 ERA (34er/124.1ip) and 131 strikeouts.
- His last appearance of the season was with Bradenton on 8/30 vs. Jupiter (6.0ip, 5h, 0r, 1bb, 7k).
- Produced his best months to begin and end the year, registering a 0.86 ERA (2er/21.0 ip) in April and a 1.01 ERA (3er/26.2ip) in August.
- Led the team in strikeouts and ranked third in the entire Pirates system, trailing only Drew Hutchison (138) and Tyler Glasnow (133) of Indianapolis.
- Put together a two-game winning streak from 4/16-22 to begin the season and a three-game winning streak from 7/13-8/19 to end the season.
- Completed a 5-2 record when recording six-plus strikeouts.
- Nabbed three wins against Lexington, allowing five total runs, walking just five and striking out 30 in five starts against the Legends.
- Threw a career-high three wild pitches on 6/10 at Columbia.

## 2015

- *Baseball America* listed him as the Pirates' No. 9 prospect prior to the 2015 season.
- Spent the entire season with Rookie-Advanced Bristol and went 0-3 with a 5.49 ERA (12er/19.2ip).
- Pitched his longest game on 8/26 vs. Pulaski (4.1ip, 1h, 1er, 4bb, 5k, 1wp).
- Struggled against left-handed hitters, giving up a .355 opposing batting average (11-for-31, 11 BB).
- Allowed a career-worst 2.08 WHIP.

## 2014


- Pitched in nine games (eight starts) with the GCL Pirates and amassed a 0-0 record and 1.98 ERA (6er/27.1ip).
- Made the only relief appearance of his career on 7/11 vs. GCL Phillies (3.0ip, 1h, 0r, 1bb, 0k).
- Surrendered just a .133 opposing batting average (6-for-45) with runners on base.
- Went all season without allowing a home run.
- Six of his nine appearances were scoreless outings.

## AWARDS & HONORS

Futures Game Selection (2018)	FSL All-Star (Mid, 2017)	SAL Most Outstanding Pitcher (2016)
MLB.com Organization All-Star (2017)	FSL Pitcher of the Week (5/8/17)	SAL All-Star (Mid/Post, 2016)
AFL All-Prospect Team (2017)	<i>Baseball America</i> Minor League All-Star (2016)	MLB.com SAL Pitcher of the Month (4/2016)
AFL Rising Stars (2017)	<i>Baseball America</i> Low-A All-Star (2016)	SAL Pitcher of the Week (4/17/16)
AFL Pitcher of the Week (11/4/17)	ML.com Fans' Choice for Breakout Prospects (2016)	

## CAREER PITCHING STATS

YEAR	TEAM	LG	LVL	ORG	W-L	ERA	G	GS	CG	SHO	SV-SVO	IP	H	R	ER	HR	HB	BB-IBB	SO	AVG	WHIP
2014	GCL Pirates	GCL	R	PIT	0-0	1.98	9	8	0	0	0-0	27.1	19	8	6	0	3	13-0	29	.202	1.17
2015	Bristol	APP	R+	PIT	0-3	5.49	6	6	0	0	0-0	19.2	25	18	12	1	3	16-20	25	.309	2.08
2016	WV Power	SAL	A	PIT	8-5	2.46	23	23	0	0	0-0	124.1	96	36	34	4	11	18-10	131	.211	0.92
2016	Bradenton	FSL	A+	PIT	1-0	0.00	1	1	0	0	0-0	6.0	5	0	0	0	1-0	7	.227	1.00	
2017	WV Black Bears	NYP	A-	PIT	0-0	0.00	2	2	0	0	0-0	4.0	2	0	0	0	1	1-0	7	.143	0.75
2017	Bradenton	FSL	A+	PIT	6-3	3.14	15	15	0	0	0-0	77.1	57	29	27	5	7	20-0	64	.207	1.00
2017	Altoona	EAS	AA	PIT	2-2	3.12	6	6	0	0	0-0	34.2	25	14	12	2	2	11-0	45	.197	1.04
2018	Altoona	EAS	AA	PIT	9-2	2.72	14	14	0	0	0-0	86.0	64	29	26	7	0	32-0	76	.208	1.12
2018	Bradenton	FSL	A+	PIT	0-0	2.25	1	1	0	0	0-0	4.0	7	2	1	0	0	1-0	2	.389	2.00
2018	Indianapolis	INT	AAA	PIT	3-2	4.82	10	10	0	0	0-0	52.1	59	34	28	3	1	22-0	57	.280	1.55
	Triple-A Totals				3-2	4.82	10	10	0	0	0-0	52.1	59	34	28	3	1	22-0	57	.280	1.55
	Minor League Totals				29-17	3.02	87	86	0	0	0-0	435.2	359	170	146	22	28	135-0	443	.224	1.13



# CHRISTIAN KELLEY

**Born:** 9/23/93 in Upland, Calif.  
**MLB Debut:** N/A  
**Height/Weight:** 5-10/190  
**Twitter:** N/A

**Opening Day Age:** 25  
**ML Service:** 0.000  
**Bats/Throws:** R/R  
**Instagram:** N/A

**Acquired:** Selected by PIT in 11th round (337th overall) of the 2015 First-Year Player Draft  
**2019 Baseball America Ranking (PIT):** N/A  
**2019 MLB Pipeline Ranking (PIT):** N/A

### Single-Game Bests/Misc.

- Hits**  
4 (2x)  
Last - 8/4/18 vs. Akron (AA)
- Home Runs**  
1 (12x)  
Last - 8/26/18 vs. Richmond (AA)
- RBI**  
3 (7x)  
Last - 7/17/18 vs. Bowie (AA)
- Runs**  
2 (13x)  
Last - 8/4/18 vs. Akron (AA)
- Stolen Bases**  
1  
5/13/17 vs. Palm Beach (A+)
- Walks**  
2 (11x)  
Last - 8/29/17 @ Tampa (A+)
- Hit Streak**  
10  
7/24-8/9/17 (A+)
- Grand Slams**  
N/A
- Multi-homer Games**  
N/A

### PERSONAL

- Christian Dane Kelley.
- Played baseball at California State Polytechnic University, Pomona, where he majored in Kinesiology.
- Was nominated for a Division II Gold Glove Award as a catcher in 2015 at Cal Poly Pomona.
- 2012 graduated Don Lugo (Chino, Calif.) High School, where he received All-Mt. Baldy League second-team honors as a junior.
- Led the Don Lugo team to a Mt. Baldy League championship and earned league MVP honors after hitting .434 with three home runs and 31 RBI during his senior season.
- Was named to the NCAA Division II West All-Region second team and was also a first-team All-California Collegiate Athletic Conference Association honoree.

### TRANSACTIONS

- Selected by PIT (11th round, 337th overall) in the 2015 First-Year Player Draft.

### 2018

- Rated by *Baseball America* as the "Best Defensive Catcher" in the Pirates farm system prior to the season.
- Was a non-roster invitee to major league camp for a second straight year and spent entire season with Double-A Altoona, hitting .235 (73-for-311) with eight homers, 13 doubles and 38 RBI in 90 games.
- Set career highs in homers, runs scored (36), slugging percentage (.367) and OPS (.675).
- Threw out 28 of the 81 runners attempting to steal against him (35 percent), good for fourth in the Eastern League; ranked second among Eastern League catchers with 28 caught-stealings.
- Was Altoona's Opening Day catcher, making his Double-A debut on 4/5 vs. Akron.
- Hit .293 (17-for-58) with three homers and eight RBI in 18 games in May.
- Hit his first career triple on 6/20 (1) at Richmond.
- Recorded his second career four-hit game on 8/4 vs. Akron (4-for-5, 1 2B, 2 R).
- Tallied seven multi-RBI games and a career-high 20 multi-hit performances.

### 2017

- Attended first big league camp as a non-roster invitee and spent entire season with High-A Bradenton, hitting .243 (79-for-325) with two home runs, 11 doubles and a career-high 39 RBI in 92 games.
- Hit his first home run of the season and tallied three RBI on 5/5 vs. Dunedin.
- Recorded his only career stolen base on 5/13 vs. Palm Beach.
- Hit .346 (28-for-81) with 16 RBI in 22 games during the month of May.
- Named to the Florida State League's midseason All-Star team after hitting .286 (48-for-186) with 24 RBI in 50 games before the break; batted .197 (31-for-157) with two XBH and 15 RBI in 42 games after the break.
- Had a career-high 10-game hitting streak from 7/24-8/9, hitting .275 (11-for-40) with eight RBI.
- Ranked first among all FSL catchers in games (89), total chances (757), putouts (653) and assists (97) and also ranked fourth in caught-stealing percentage (25.3, 23-for-91).
- Hit .275 (22-for-80) vs. left-handed pitchers and .233 (57-for-245) off righties.

### 2016

- Hit a combined .248 (72-for-290) with two homers, 14 doubles, 33 RBI and 33 runs scored in 86 games between Single-A West Virginia and Bradenton.
- Spent most of the season with West Virginia, hitting .236 (61-for-259) with 14 XBH and 28 RBI in 77 games.
- Threw out 36 percent (40-of-111) of basestealers, ranking fifth among South Atlantic League backstops.
- Hit .340 (18-for-53) with 10 walks in June.
- Belted his first professional homer on 7/20 vs. Charleston.
- Collected 27 of his 28 RBI with the Power vs. right-handed pitchers.
- Led all SAL catchers in assists (114).
- Returned to Bradenton on 8/10 for the remainder of the season and hit safely in eight of nine games with a .355 average (11-for-31).
- Went 2-for-5 with two RBI in High-A debut on 8/12 vs. St. Lucie.
- Went 1-for-6 in two playoff games for the Florida State League champion Marauders.

### 2015

- Spent entire season with Short-Season A West Virginia, batting .232 (45-for-194) with two doubles and 21 RBI in 56 games.
- Also threw out 26 percent (19-of-72) of runners attempting to steal against him; his caught-stealing percentage ranked fourth among New York-Penn League backstops.
- Made professional debut on 6/21 vs. Mahoning Valley and walked twice, dropped down two sacrifice bunts and scored one run.
- Tallied first multi-hit (2) and multi-RBI (3) game of his career on 7/2 at State College.
- Hit .444 (8-for-18) with five runs scored during a six-game hitting streak from 7/17-24.
- Hit safely in a season-high seven straight games from 8/12-21, going 10-for-25 (.400) with one double, four RBI, five walks and five runs scored.
- Led all NYPL catchers in games (53), total chances (442), putouts (382), assists (52) and double plays (seven).
- Went 5-for-19 with a double, four walks, three runs scored and a .391 on-base percentage in five NYPL playoff games as the Black Bears won the championship.


## AWARDS & HONORS

FSL All-Star (Mid, 2017)

## CAREER BATTING STATS

YEAR	TEAM	LG	LVL	ORG	AVG	G	AB	R	H	2B	3B	HR	RBI	BB	IBB	SO	CS	OBP	SLG	OPS	SF	SAC	HBP	GDP
2015	WV Black Bears	NYP	A-	PIT	.232	56	194	30	45	2	0	0	21	25	0	43	0	0.330	.242	.573	1	9	4	7
2016	WV Power	SAL	A	PIT	.236	77	259	26	61	12	0	2	28	25	1	55	0	0.310	.305	.615	2	4	4	5
2016	Bradenton	FSL	A+	PIT	.355	9	31	7	11	2	0	0	5	2	0	9	0	0.371	.419	.791	2	0	0	3
2017	Bradenton	FSL	A+	PIT	.243	92	325	27	79	11	0	2	39	39	3	80	1	0.340	.295	.635	1	8	9	7
2018	Altoona	EAS	AA	PIT	.235	90	311	36	73	13	2	8	38	25	0	64	0	0.308	.367	.675	2	0	9	6
<b>Minor League Totals</b>					<b>.240</b>	<b>324</b>	<b>1120</b>	<b>126</b>	<b>269</b>	<b>40</b>	<b>2</b>	<b>12</b>	<b>131</b>	<b>116</b>	<b>4</b>	<b>251</b>	<b>1</b>	<b>.324</b>	<b>.312</b>	<b>.635</b>	<b>8</b>	<b>21</b>	<b>26</b>	<b>28</b>





# SEAN KESELICA

LHP

**Born:** 6/14/93 in Summit, N.J.  
**MLB Debut:** N/A  
**Height/Weight:** 6-2/210  
**Twitter:** N/A

**Opening Day Age:** 25  
**ML Service:** 0.000  
**Bats/Throws:** L/L  
**Instagram:** N/A

**Acquired:** Selected by PIT in 33rd round (997th overall) of the 2015 First-Year Player Draft  
**2019 Baseball America Ranking (PIT):** N/A  
**2019 MLB Pipeline Ranking (PIT):** N/A

## Single-Game Bests/Misc.

**Complete Games**  
N/A

**Shutouts**  
N/A

**Innings (Start)**  
4.0

6/10/17 (2) vs. Richmond (AA)

**Innings (Relief)**  
4.0

5/23/16 @ Charleston (A)

**Hits Allowed**  
7

6/10/17 (2) vs. Richmond (AA)

**Earned Runs Allowed**  
5

8/9/18 @ Trenton (AA)

**Home Runs Allowed**  
1 (8x)

Last - 9/3/18 @ Bowie (AA)

**Strikeouts**  
7

8/16/16 @ Lexington (A)

**10+ Strikeout Games**  
N/A

**Walks**  
5 (2x)

Last - 8/9/18 @ Trenton (AA)

**Winning Streak**  
2 (3x)

Last - 4/5-6/7/18 (AA)

**Losing Streak**  
3

6/20-7/16/18 (AA)

## PERSONAL

- Sean Michael Keselica.
- Attended Virginia Tech (Blacksburg, Va.) University, where he went 5-4 with a 3.47 ERA in 12 appearances as a senior in 2015.
- Won two ACC Player of the Week Awards (March 13 and March 27, 2015).
- Was the second player out of Virginia Tech to be drafted by the Pirates; also George "Sandy" Hill in the 36th round in 1977.
- Graduated from Voorhees (Glen Gardner, N.J.) High School in 2011, where he was a three-time letterwinner in both baseball and basketball.
- Went 10-1 with a 1.16 ERA and 121 strikeouts in 60.1 innings as a senior in high school; also batted .435 with a school record six home runs.
- Averaged 20 points per game in basketball during his senior year and was a two-time first-team all-conference member.

## TRANSAGCTIONS

- Selected by PIT (33rd round, 997th overall) in the 2015 First-Year Player Draft.

## 2018

- Spent his entire campaign with Double-A Altoona for a second consecutive season, going 2-3 with a career-high 4.94 ERA (32er/58.1ip) and career-worst 1.14 strikeout-to-walk ratio (49k, 43bb).
- Picked up the win in his season debut on Opening Day, 4/5 vs. Akron (1.0ip, Oh, Or, 1bb, Ok).
- Recorded a season-best 14.0-inning scoreless streak from 4/29-5/16.
- Did not allow a single run over six May outings (8.2ip, 3h, 1hbp, 4bb, 6k).
- Matched his career-high winning streak (2, 4/5-6/7) and suffered a career-high three straight losses from 6/20-7/16.
- Was tagged for a career-high five earned runs on a career-high-tying five walks on 8/9 at Trenton (0.1ip).
- Registered a 2-2 record, 3.51 ERA (13er/33.1ip) and .172 batting average against in 24 appearances (one start) in the first half; went 0-1 with a 6.84 ERA (19er/25.0ip) and .236 average against in 16 outings after the All-Star break.
- Managed to limit Eastern League opponents to a .195 batting average against (39-for-200), including a .179 mark (14-for-78) against left-handed batters.
- His 12 holds led the team for a second straight season and ranked third in the EL, and his .184 average against was the third-lowest mark among EL relievers.

## 2017

- Spent the entire season with Altoona, going 4-2 with three saves, a 3.54 ERA (29er/73.2ip) and career-high 72 strikeouts.
- Earned the win in his first appearance of the season on 4/8 @ Harrisburg (2.0ip, Oh, Or, 1bb, 3k).
- Tallied wins on 4/19 vs. Erie and 6/1 vs. Akron before suffering his first loss on 6/10 vs. Richmond.
- Struck out at least one batter in 33 of his 42 outings, reaching a season-high four strikeouts four different times, including two against Harrisburg.
- Made the first three starts of his career, all second games of a doubleheader, and went 0-1 in those contests.
- Posted near-identical records at home (2-1, 1sv) and on the road (2-1, 2sv), but had a much worse ERA at home (4.54, 19er/37.2ip) than on the road (2.50, 10er/36.0ip).
- Started strong before the All-Star break (4-1, 2sv, 1.88 ERA [11er/52.2ip], 52k).
- Limited left-handed batters to a .174 average (16-for-92) and just three extra-base hits.
- Won the EL Championship with the Curve.

## 2016

- Spent nearly the entire season with Single-A West Virginia and went 2-1 with a career-low 1.41 ERA (8er/51.0ip).
- First outing of the season didn't come until 5/23 at Charleston, but it was his longest of the year (4.0ip, 5h, 1r, 1er, 2bb, 4k).
- Converted his only two save opportunities in back-to-back appearances, 6/8 vs. Delmarva and 6/12 at Columbia.
- Managed a 1-0 record, 0.52 ERA (1er/17.1ip) and .150 batting average against over eight first-half appearances.
- Made one appearance, his last of the regular season, with High-A Bradenton on 9/1 at Fort Myers, allowing no earned runs in 1.0 inning and striking out one.
- Recorded the only sub-1.00 WHIP of his career (0.88) between both levels.
- Put together the best strikeout-to-walk ratio of his career at a clip of nearly 4:1 (55k, 14bb).
- In 11 home games with the Power, logged a 1-0 record, one save, 0.72 ERA (2er/25.0ip), 21 strikeouts, .148 batting average against and 0.68 WHIP.

## 2015

- Appeared in 19 games for Short-Season A West Virginia and went 2-2 with three saves, a 4.78 ERA (14er/26.1ip), 36 strikeouts and 15 walks.
- Issued two-plus walks in three straight games to start his professional career, including a season-high three-walk outing on 7/3 at State College.
- Notched all three saves of the season during a five-game span from 7/10-26.
- Won consecutive decisions on 8/9 at Wilmington and 8/14 vs. Aberdeen.
- Registered the best groundout-to-flyout ratio of his career (2.36).
- Suffered a .429 opposing average (9-for-21) while pitching against an inning's leadoff batter.

## AWARDS & HONORS

EAS All-Star (Mid, 2018)

## CAREER PITCHING STATS

YEAR	TEAM	LG	LVL	ORG	W-L	ERA	G	GS	CG	SHO	SV-SVO	IP	H	R	ER	HR	HB	BB-IBB	SO	AVG	WHIP
2015	WV Black Bears	NYP	A-	PIT	2-2	4.78	19	0	0	0	3-4	26.1	26	14	14	1	3	15-0	36	.271	1.56
2016	WV Power	SAL	A	PIT	2-1	1.41	24	0	0	0	2-2	51.0	32	8	8	1	4	14-0	54	.180	0.90
2016	Bradenton	FSL	A+	PIT	0-0	0.00	1	0	0	0	0-0	1.0	0	0	0	0	0	0-0	1	.000	0.00
2017	Altoona	EAS	AA	PIT	4-2	3.54	42	3	0	0	3-8	73.2	67	34	29	2	6	39-1	72	.245	1.44
2018	Altoona	EAS	AA	PIT	2-3	4.94	40	1	0	0	0-2	58.1	39	34	32	4	5	43-1	49	.195	1.41
<b>Minor League Totals</b>					<b>10-8</b>	<b>3.55</b>	<b>126</b>	<b>4</b>	<b>0</b>	<b>0</b>	<b>8-16</b>	<b>210.1</b>	<b>164</b>	<b>90</b>	<b>83</b>	<b>8</b>	<b>18</b>	<b>111-2</b>	<b>212</b>	<b>.219</b>	<b>1.31</b>



# PATRICK KIVLEHAN

1B/OF

**Born:** 12/22/89 in Nyack, N.Y.  
**MLB Debut:** 8/20/16 (SD) vs. ARI  
**Height/Weight:** 6-2/220  
**Twitter:** @PatrickKivlehan

**Opening Day Age:** 29  
**ML Service:** 1.036  
**Bats/Throws:** R/R  
**Instagram:** @pkivy\_3

**Acquired:** Signed as a minor league free agent on 10/30/18  
**2019 Baseball America Ranking (PIT):** N/A  
**2019 MLB Pipeline Ranking (PIT):** N/A

## Single-Game Bests/Misc.

- Hits**  
5  
8/9/13 vs Lancaster (A+)
- Home Runs**  
2 (10X)  
Last - 8/15/18 @ Fresno (AAA)
- RBI**  
6 (2x)  
Last - 8/15/18 @ Fresno (AAA)
- Runs**  
4  
8/9/13 vs Lancaster (A+)
- Stolen Bases**  
2 (4x)  
Last - 8/6/14 @ Pensacola (AA)
- Walks**  
3 (3x)  
Last - 9/3/18 vs Sacramento (AAA)
- Hit Streak**  
25  
7/25-8/22/13 (A+)
- Grand Slams**  
5  
Last - 7/20/18 @ Reno (AAA)
- Multi-homer Games**  
10  
8/15/18 @ Fresno (AAA)

## PERSONAL

- Patrick Anthony Kivlehan, wife's name is Stefanie and has a daughter named Kelly (9/24/18).
- 2012 graduate of Rutgers (New Brunswick, NJ) University, where he played four seasons of football while hitting .399 with 14 homers and 50 RBI overall as a senior.
- Named the 2012 Big East Conference Player of the Year after becoming the first player in league history to win the Triple Crown, A102 average, 10 homers, 36 RBI.
- 2008 graduate of St. Joseph's (Montvale, NJ) High School.

## TRANSACTIONS

- Selected by SEA (4th round, 131st overall) in the 2012 First-Year Player Draft.
- Had his contract first selected by SEA on Nov. 20, 2015.
- Traded to TEX from SEA on Dec. 2, 2015 to complete a Nov. 16, 2015 trade in which TEX acquired RHP Tom Wilhelmson and OF James Jones from SEA in exchange for RHP Anthony Bass and OF Leonys Martin.
- Traded to SEA from TEX on May 29, 2016 in exchange for a P1BH (RHP Justin De Fratus).
- Claimed off waivers by SD from SEA on Aug. 4, 2016.
- Claimed off waivers by CIN from SD on Sept. 28, 2016.
- Elected free agency on Nov. 6, 2017.
- Signed with CIN as a minor league free agent on Nov. 17, 2017.
- Released by CIN on May 1, 2018.
- Traded to NYM as a minor league free agent on May 9, 2018.
- Signed with NYM from NYM on Sept. 6, 2018 in exchange for cash.
- Elected free agency on Oct. 11, 2018.
- Signed with PIT as a minor league free agent on Oct. 30, 2018.

## 2018

- Attached spring training as a non-roster invitee with Cincinnati and began season with Triple-A Louisville, hitting .167 (7-for-42) with four RBI in 15 games.
- Released by Reds on 5/1 and signed with Mets on 5/9; joined Triple-A Las Vegas, where he hit .314 (111-for-354) with 20 homers, 29 doubles and 67 RBI in 98 games.
- Went 4-for-4 with three doubles on 6/26 at Tacoma and had two multi-homer games (6/29 vs. Salt Lake, 8/15 at Fresno).
- Matched a career high with six RBI on 8/15 at Fresno.
- Led all of MLB from 7/20-9/3 (38 games) in XBH (34), total bases (118), slugging percentage (.861) and OPS (1.294).
- Recorded a .375 average (36-for-96), 13 homers, 15 doubles and 30 RBI in a 27-game span from 8/2-9/3.
- Named the Pacific Coast League Player of the Week on 9/4 after hitting .407 (11-for-27) with four homers, five doubles and nine RBI in eight games from 8/27-9/3.
- Ranked among PCL leaders in slugging (3rd, .588), OPS (4th, .959), XBH (F-8th, 53) and batting average (9th).
- Traded to Arizona on 9/6; hit .231 (3-for-13) in nine games.
- Became eighth player in D-backs history to collect two triples in a game on 9/15 vs. Chicago (NL).

## 2017

- Spent entire season with Cincinnati, where he hit .208 (37-for-178) with nine homers and 26 RBI in 115 games.
- Began the year hitting .300 (6-for-20) in 15 April games.
- Went 4-for-5 (MLB career high for hits in a game) with a homer and two runs scored on 5/6 vs. San Francisco.
- Logged first multi-homer game in the majors on 5/28 at Philadelphia, belted his first pinch-hit homer on 6/7 vs. St. Louis off LHP Brett Cecil and ripped his first MLB grand slam on 8/7 vs. San Diego off RHP Phil Maton.

## 2016

- Texas' No. 25 preseason prospect according to *Baseball America*.
- Hit .254 (94-for-370) with 33 XBH and 49 RBI in 100 games between Triple-A Round Rock, Triple-A Tacoma and Louisville.
- Made MLB debut with San Diego on 8/20 vs. Arizona and laced a solo homer off LHP Robbie Ray in his second plate appearance for his first major league hit.

## 2015

- Listed as Seattle's No. 4 prospect and "Best Athlete" by *Baseball America* prior to the season.
- Spent entire year with Triple-A Tacoma, hitting .256 (121-for-472) with a career-high 22 home runs and 73 RBI.
- Hit safely in 17-of-19 games from 8/20-9/7, batting .392 (31-for-79) with five homers, nine doubles and 12 RBI.
- Hit .366 (30-for-82) in 21 day games and just .233 (91-for-390) in 102 night games.
- Tied for seventh among PCL leaders in home runs.

## 2014

- Tabbed as the Mariners' No. 12 prospect by *Baseball America* ahead of the season.
- Began year with High-A High Desert, where he hit .282 (40-for-142) with 20 XBH and 35 RBI in 34 games.
- Named the California League Player of the Week on 4/21 after batting .385 (10-for-26) with five homers and nine RBI in six games from 4-14-20.
- Promoted to Double-A Jackson on 5/10 and hit .300 (113-for-377) with 11 homers, 23 doubles, seven triples and 68 RBI in 104 games for the Generals.
- Hit .438 (28-for-64) with 12 XBH, 20 RBI and a 1.189 OPS during a 17-game hitting streak from 6/3-23.
- Went 37-for-96 (.385) with 24 RBI in 26 June games.
- Hit .340 (32-for-94) with 49 RBI with RISP for Jackson.
- Named as the Southern League's Best Utility Player.
- Played for Surprise in the Arizona Fall League; hit .280 (26-for-93) with 22 RBI in 24 games and was the winner of the Dernel Stenson Sportsmanship Award.

## 2013

- Ranked as Seattle's No. 18 prospect and "Best Athlete" by *Baseball America* prior to the season.
- Began year with Single-A Clinton, hitting .283 (63-for-223) with 16 XBH and 31 RBI in 60 games through 6/15.
- Transferred to High Desert on 6/20 and hit .320 (85-for-266) with 13 homers and 59 RBI in 68 contests.
- Had a career-high 25-game hitting streak from 7/25-8/22, batting .437 (45-for-103) with seven homers, 10 doubles, 35 RBI and a 1.225 OPS; longest in the CAL and longest by a Mariners farmhand that season.
- Hit first career grand slam on 8/8 vs. Inland Empire.
- Set career highs for runs scored (4) and RBI (6) in a game on 8/9 vs. Lancaster (5-for-7, 1 HR, 1 2B).
- Named CAL Player of the Week on 8/12 after hitting .520 (13-for-25) with six XBH and 16 RBI from 8/5-11.
- Played for Peoria in the AFL and hit .164 (10-for-61) with one homer and five RBI in 18 games.

## 2012

- Spent first professional season with Short-Season A Everett, hitting .301 (85-for-282) with 12 homers, 17 doubles, 52 RBI, 46 runs scored and 14 stolen bases in 72 games.
- Hit his first pro home run on 6/29 at Salem-Keizer.
- Logged first two multi-homer games on 7/5 at Eugene and 7/8 at Vancouver, collecting five RBI in the latter.
- Named Northwest League Player of the Week on 7/9 after hitting .379 (11-for-29) with four homers and 11 RBI in seven games from 7/2-8.
- Paced the league in homers and slugging percentage (.511) en route to a NWL postseason All-Star team selection and NWL MVP honors.

## AWARDS & HONORS

PCL Player of the Week (9/4/18)	SOU Best Utility Player (2014)	NWL MVP (2012)
MLB.com Organization All-Star (2015, 2014)	SOU All-Star (Post, 2014)	NWL All-Star (Post, 2012)
AFL Dernel Stenson Sportsmanship Award (2014)	CAL Player of the Week (4/21/14, 8/12/13)	NWL Player of the Week (7/9/12)

## CAREER BATTING STATS

YEAR	TEAM	LG	LVL	ORG	AVG	G	AB	R	H	2B	3B	HR	RBI	BB	IBB	SO	SB	CS	OBP	SLG	OPS	SF	SAC	HBP	GDP	
2012	Everett	NWL	A-	SEA	.303	72	282	46	85	17	3	12	52	19	0	93	14	1	.373	511	.883	0	2	13	2	
2013	Clinton	MID	A-	SEA	.281	60	223	26	63	12	1	3	31	17	0	42	5	3	.344	386	770	2	0	5	4	
2013	High Desert	CAL	A+	SEA	.320	68	266	48	85	13	2	13	59	12	0	65	10	3	.384	530	914	5	0	5	5	
2014	High Desert	CAL	A+	SEA	.282	54	142	24	40	9	0	9	14	12	0	72	7	0	.331	363	895	3	0	8	7	
2014	Jackson	SOU	AA	SEA	.300	104	377	60	113	23	9	11	68	44	0	68	9	4	.374	485	806	5	0	4	7	
2015	Tacoma	PCL	AAA	SEA	.256	123	472	58	121	25	1	22	73	36	1	113	14	3	.313	453	766	5	0	5	10	
2016	Round Rock	PCL	AAA	TEX	.184	37	141	17	26	8	0	1	16	11	0	36	2	2	.252	262	514	1	0	2	5	
2016	SAN DIEGO	MLB	SOP	CIN	.250	43	157	21	46	8	0	2	8	8	0	63	2	0	.368	438	806	0	0	1	0	
2016	Tacoma	PCL	AAA	SEA	.250	43	157	21	46	8	0	2	8	8	0	63	2	0	.368	438	806	0	0	1	0	
2016	CINCINNATI	NL	MLB	CIN	.000	3	5	0	0	0	0	0	0	0	0	2	0	0	.000	000	000	0	0	0	0	
2016	El Paso	PCL	AAA	SOP	.306	20	72	8	27	2	1	3	8	5	0	23	1	0	.351	486	837	0	0	0	1	
2016	CINCINNATI	NL	MLB	CIN	.128	34	142	24	40	9	0	4	12	12	0	65	1	0	.168	239	703	1	0	3	2	
2018	Louisville	INT	AAA	CIN	.169	15	42	3	3	0	0	0	0	0	0	6	1	0	.255	167	422	0	0	3	0	
2018	ARIZONA	NL	MLB	ARI	.231	9	13	3	3	0	2	0	0	0	0	0	6	0	0	.286	538	824	0	0	1	0
2018	Las Vegas	PCL	AAA	NYM	.314	98	354	59	111	29	4	20	67	30	0	84	4	3	.372	588	959	2	0	4	6	
<b>Major League Totals</b>					.269	132	212	31	44	6	0	10	28	74	1	78	1	2	.307	401	703	1	0	5	2	
<b>Triple-A Totals</b>					.268	336	1238	166	333	72	8	84	343	210	3	620	24	10	.325	411	786	8	0	14	26	
<b>Minor League Totals</b>					.284	674	2528	370	719	146	23	102	438	210	3	630	64	21	.346	481	828	23	2	14	52	



# KEVIN KRAMER

INF

**Born:** 10/3/93 in Turlock, Calif.  
**MLB Debut:** 9/5/18 vs. CIN  
**Height/Weight:** 6-0/200  
**Twitter:** @Kevin\_Kramer7

**Opening Day Age:** 25  
**ML Service:** 0.027  
**Bats/Throws:** L/R  
**Instagram:** @kevinkramer44

**Acquired:** Selected by PIT in 2nd round (62nd overall) of the 2015 First-Year Player Draft  
**2019 Baseball America Ranking (PIT):** No. 5  
**2019 MLB Pipeline Ranking (PIT):** No. 6

## Single-Game Bests/Misc.

### Hits

5 (2x)

Last - 7/19/18 @ Gwinnett (AAA)

### Home Runs

2

4/13/17 vs. Akron (AA)

### RBI

4 (4x)

Last - 8/31/18 vs. Louisville (AAA)

### Runs

3 (6x)

Last - 8/19/18 @ Lehigh Valley (AAA)

### Stolen Bases

3

8/16/15 @ State College (A-)

### Walks

2 (1x)

Last - 7/25/18 vs. Rochester (AAA)

### Hit Streak

10 (2x)

Last - 4/7-17/17 (AA)

### Grand Slams

N/A

### Multi-homer Games

1

4/13/17 vs. Akron (AA)

## PERSONAL

- Kevin Lowell Kramer, personal name is Riley.
- Played baseball collegiately at UCLA and hit .323 with 14 doubles, two triples, seven home runs and 34 RBI in 2015; rated by *Baseball America* as the 133rd prospect heading into the 2015 draft.
- Hit 278 in 66 games as a sophomore in 2013 with 11 doubles, two triples, three home runs and 42 RBI as UCLA won the College World Series against Mississippi State (Adam Frazier played for Mississippi State); the first national champion in baseball for UCLA.
- Collected three hits during the 2012 College World Series.
- 2011 graduate of Turlock (Calif.) High School, where he was a three-year varsity winner in baseball, was also a three-year letterwinner at QB on Turlock's football team.
- Hit .350 with six doubles, two home runs and 30 RBI during his senior year in 2011; was a three-time, first-team All-Central California League selection.
- Batted .460 with 11 doubles, 5 triples, 7 home runs and 30 RBI as a junior in 2010, and led Turlock to the title game while hitting 3 home runs in the league playoffs.
- Won a Gold Medal with USA Baseball U-16 team in Taiwan (2009).

## TRANSACTIONS

- Selected by CLE (25th round, 758th overall) in the 2011 First-Year Player Draft, but did not sign.
- Selected by PIT (2nd round, 62nd overall) in the 2015 First-Year Player Draft.
- Had his contract first selected by PIT on Sept. 4, 2018.

## 2018

- Was listed as Pittsburgh's No. 12 prospect by *Baseball America* prior to the season.
- Played in a team-high 129 games with Indianapolis and batted .311 (148-for-476) with 35 doubles, three triples, 15 home runs and 59 RBI; led the Indians in each of those categories except triples.
- His .311 average was the highest qualifying mark by a Tribe player since Jim Rushford (.311, 2003).
- His 148 base hits marked the fourth-highest total by a Tribe player since 1992 (D.T. Cromer - 166, 1999; Matt Hague - 165, 2011 / 153, 2013).
- He ranked among International League leaders in extra-base hits (2nd, 53), doubles (2nd, 35), total bases (2nd, 234), slugging percentage (2nd, .492), average (T-2nd), hits (3rd), OPS (3rd, .856), runs scored (T-4th, 73), on-base percentage (5th, .365), games played (T-6th) and stolen bases (T-10th, 13).
- Tied single-game career highs with five hits (1x), four RBI (2x), three runs scored (1x) and two walks (3x).
- Made his MLB debut as a pinch hitter on 9/5 vs. Cincinnati; fled out to center field in his only at-bat.
- Collected his first MLB hit off Miami's Dan Straily and first MLB RBI off Tayron Guerrero on 9/7.
- Was selected as Indy's Rookie of the Year winner and was named to the IL Postseason All-Star team as the 2B, becoming the first Tribe 2B ever named to the IL's Postseason All-Star squad.
- Named by MiLB.com as a Pirates Organization All-Star.

## 2017

- Entered the season listed as Pittsburgh's No. 21 prospect by *Baseball America*.
- Spent 53 of his 57 games with Double-A Altoona, batting .297 (60-for-202) with 26 extra-base hits and seven stolen bases.
- Also made one appearance with the GCL Pirates on a rehab assignment after fracturing his throwing hand, going hitless in two at-bats.
- Played three games with Short-Season A West Virginia on his continued rehab, hitting .231 (3-for-13).
- Started the season with Altoona on a career-high-tying 10-game hit streak.
- Hit .373 (28-for-75) in April with three homers, nine RBI and nine walks.
- Logged first career two-homer game on 4/13 vs. Akron.
- Produced his best numbers in Altoona from the three-hole in the lineup (.350 average [43-for-123], 22 R, 13 2B, 13 RBI, 13 BB, 5 SB).
- Hit .306 off RHP (45-for-147, 16 2B, 6 HR, 14 BB); .273 off LHP (15-for-55, 1 2B, 0 HR, 3 BB).
- Made six errors in 215 total chances at second base, good for a .972 fielding percentage.

- Recorded one hit, two RBI, three walks and one run scored as the DH in four postseason games for Altoona, who won the Eastern League Championship.

## 2016

- Ranked by *Baseball America* as Pittsburgh's 28th-best prospect prior to the season.
- Spent the entire year with High-A Bradenton and hit .277 (123-for-444) with 29 doubles, 57 RBI and 56 runs scored.
- Led or tied for the team lead in four offensive categories, including total bases (168), hits, games (118) and doubles.
- Tied for the Florida State League lead in doubles and was ninth in hits.
- Led the FSL in times grounding into a double play (19), also selecting a career high.
- Put together 12 multi-RBI games and the first two four-RBI games of his career, 5/2 vs. St. Lucie and 8/14 vs. Fort Myers.
- Hit .319 (68-for-213) with runners on, smacking 16 doubles, belting three homers and driving in 56 RBI.
- Registered a hit in four-plus straight games nine times and set a career-high 10-game streak from 8/12-21.
- Knocked seven hits, including a double, home run, RBI and five runs in Bradenton's postseason run to an FSL Championship.

## 2015

- Started the season with Short-Season A West Virginia and hit .305 (54-for-177) in 46 games before joining Single-A West Virginia for 12 games, where he hit .240 (12-for-50).
- Reached base safely in 13 of his first 15 professional games, notching 13 hits and drawing eight walks during that span.
- Performed much better offensively at home with the Black Bears (.398 average [35-for-88], 13 RBI, 22 R, 15 BB) than on the road (.213 average [19-for-89], 4 RBI, 12 R, 10 BB).
- Recorded the first five-hit game of his career on 8/24 vs. Batavia.
- Batted over .400 in a month for the first and only time in his career (Aug., .410 average [34-for-83]).
- Stole multiple bases in a game for the only times in his career, swiping two bags on 7/22 vs. Brooklyn and a career-high three on 8/16 at State College.
- Slugged better against LHP (.500, 30 TB/60 AB) than RHP (.317, 53 TB/167 AB) during both levels.
- Committed five errors in 278 total chances in the middle infield during the regular season.

## AWARDS & HONORS


Indianapolis Rookie of the Year (2018)  
 MiLB.com Organization All-Star (2018)

INT All-Star (Post, 2018)  
 AFL Rising Stars (2017)

EAS All-Star (Mid, 2017)

## CAREER BATTING STATS

YEAR	TEAM	LG	LVL	ORG	AVG	G	AB	R	H	2B	3B	HR	RBI	BB	IBB	SO	SB	CS	OBP	SLG	OPS	SF	SAC	HBP	GIDP	
2015	WW/Black Bears	NYP	A-	PIT	.305	46	177	34	54	7	3	0	17	25	0	28	9	4	.390	.379	.769	2	4	1	4	
2015	WW/Power	SAL	A	PIT	.240	12	50	9	12	2	1	0	3	5	0	8	3	0	.321	.320	.641	0	1	1	2	
2016	Bradenton	FSL	A+	PIT	.277	118	444	56	123	29	2	4	57	48	2	63	3	9	.352	.378	.730	5	10	6	19	
2017	Altoona	EAS	AA	PIT	.297	53	202	31	66	17	3	6	27	17	0	2	6	7	.380	.500	.880	3	0	12	4	
2017	GCL Pirates	GCL	R	PIT	.000	1	2	0	0	0	0	0	1	0	0	1	0	0	.000	.000	.000	1	0	0	0	
2017	WW/Black Bears	NYP	A-	PIT	.231	3	13	1	3	0	0	0	2	0	0	2	1	0	.286	.231	.517	0	0	1	0	
2018	Indianapolis	INT	AAA	PIT	.311	129	476	73	148	35	3	15	59	38	1	127	13	5	.365	.492	.856	3	5	5	4	
2018	PITTSBURGH	NL	MLB	PIT	.135	21	37	5	5	0	0	0	4	2	0	20	0	0	.175	.135	.310	0	1	0	0	
	<b>Major League Totals</b>																									
	<b>Triple-A Totals</b>																									
	<b>Minor League Totals</b>																									



# JESUS LIRANZO

RHP

**Born:** 3/7/95 in La Romana, D.R.  
**MLB Debut:** N/A  
**Height/Weight:** 6-2/225  
**Twitter:** @TheSushi07

**Opening Day Age:** 24  
**ML Service:** 0.000  
**Bats/Throws:** R/R  
**Instagram:** @thesushi07

**Acquired:** Claimed off waivers from LAD on 4/5/18

**2019 Baseball America Ranking (PIT):** N/A

**2019 MLB Pipeline Ranking (PIT):** N/A

## Single-Game Bests/Misc.

**Complete Games**  
N/A

**Shutouts**  
N/A

**Innings (Start)**  
4.0

7/19/13 vs. DSL Nationals (R)

**Innings (Relief)**  
4.0

9/3/17 @ Richmond (AA)

**Hits Allowed**  
6

7/26/13 vs. DSL Yankees 1 (R)

**Earned Runs Allowed**  
5 (2x)

Last - 8/27/18 vs. Louisville (AAA)

**Home Runs Allowed**  
2 (4x)

Last - 8/27/18 vs. Louisville (AAA)

**Strikeouts**  
6 (4x)

Last - 8/28/17 vs. Trenton (AA)

**10+ Strikeout Games**  
N/A

**Walks**  
6

7/30/17 vs. Akron (AA)

**Winning Streak**  
2 (3x)

Last - 7/22-29/18 (AAA)

**Losing Streak**  
3

6/1-8/10/17 (AA)

## PERSONAL

- Jesus Manuel (Ramon) Liranzo, wife's name is Roxanna.
- Enjoys playing basketball and listening to Country and Hip Hop music in his free time.
- Lists Pedro Martinez as his favorite player growing up.
- Has a passion to giving back to the community and has immense respect for Roberto Clemente and admiration for Clemente's heart for serving the community.

## TRANSACTIONS

- Signed with ATL as a non-drafted free agent on **May 4, 2012**.
- Released by ATL on **June 25, 2012**.
- Signed with ATL as a minor league free agent on **March 22, 2013**.
- Released by ATL on **June 12, 2013**.
- Signed with BAL as a minor league free agent on **July 6, 2013**.
- Had his contract first selected by BAL on **Nov. 18, 2016**.
- Traded to LAD from BAL on **April 2, 2018** in exchange for LHP Luis Ysla.
- Claimed off waivers by PIT from LAD on **April 5, 2018**.

## 2013

- Attached big league camp with Baltimore before being designated for assignment on 3/29.
- Acquired by Los Angeles (NL) on 4/2 in exchange for LHP Luis Ysla; designated for assignment by the Dodgers two days later.
- Claimed off waivers by Pittsburgh on 4/5 and assigned to Altoona, where he posted a perfect 0.00 ERA (0er/12.0ip) with four saves, 18 strikeouts and just three walks in nine appearances.
- Began the season on the disabled list with a left ankle sprain, but made his Pirates organization debut on 4/16 vs. Akron (O.2ip, 0r).
- Held Double-A opponents to a .167 average (7-for-42).
- Was the only Eastern League pitcher to throw at least 10.0 innings without allowing a run.
- Transferred to Indianapolis on 5/22 and notched a 2-3 record, three saves and a 5.00 ERA (25er/45.0ip) in 32 games.
- Allowed three runs (2er) in his Triple-A debut on 5/23 vs. Louisville (2.0ip).
- Recorded scoreless appearances in four of his next five outings (6.3ip, 3h, 1r, 5bb, 8k).
- Had a 0.59 ERA (1er/15.1ip), two saves and 19 strikeouts in 10 appearances from 6/12-7/16.
- Went 2-0 with one save from 7/22-8/1, allowing only one hit in 6.1 innings.
- Produced a 2.13 ERA (3er/12.2ip) in nine July outings.
- Collected 47 strikeouts in Triple-A and held opponents to a .195 average (31-for-159).
- Combined for a career-high 41 appearances and a 3.95 ERA (25er/57.0ip) between Altoona and Indy.
- Pitched for Gigantes del Cibao in the Dominican Winter League and went 3-2 with a 3.21 ERA (5er/14.0ip) in 11 games.

## 2017

- Spent the entire season with Double-A Bowie, appearing in 31 games (12 starts) and going 3-4 with a 4.85 ERA (35er/65.0ip) and 75 strikeouts.
- Set single-season career highs in innings pitched and punchouts.
- Made his first 16 appearances as a reliever before moving to the rotation on 6/17; tossed 3.0 shutout innings that night vs. New Hampshire.
- Never threw more than 3.0 innings in any of his 12 starts.
- Closed the season with three consecutive relief appearances, going 2-0 with a 1.80 ERA (2er/10.0ip).
- Set a career high in relief innings pitched with 4.0 on 9/3 (2) at Richmond (3h, 0r, 0bb, 1k).
- Posted a .191 batting average against (22-for-115) as a starter.
- Pitched for Salt River in the Arizona Fall League and went 0-0 with an 11.57 ERA (6er/4.2ip) in four games.

## 2016

- Went 1-1 with a 1.87 ERA (11er/53.0ip), 66 strikeouts and a .116 batting average against (20-for-173) in 27 games between Single-A Delmarva and Bowie.
- Transferred to Delmarva from extended spring training on 5/19; struck out 46 in 16 games and had a 1.05 ERA (4er/34.1ip) while holding opponents to a .109 average (12-for-110).
- Was not charged with an earned run in his final six outings with Delmarva (15.2ip) from 7/4-25.
- Transferred to Bowie on 7/28 and had a 2.00 ERA (4er/18.0ip) through first 10 appearances.
- Did not allow a hit in six of his 11 Double-A appearances.
- Made one appearance for Peoria in the AFL (1.2ip, 1er).

## 2015

- Spent the entire season with DSL Orioles 1, going 3-2 with a 2.35 ERA (10er/38.1ip) in 23 games.
- Registered a 1.64 ERA (4er/22.0ip) in 14 outings combined between July and August.
- Had a 1.47 ERA (3er/18.1ip) at home and a 3.15 ERA (7er/20.0ip) on the road.
- Did not surrender a home run all season.

## 2014

- Missed the entire season with elbow surgery.

## 2013

- Began season with the DSL Braves and struck out four in 2.1 innings but had an 11.57 ERA (3er).
- Was released by Atlanta on 6/12 and signed with Baltimore to finish out the season with DSL Orioles 2.
- Held opponents to a .074 batting average (2-for-27) in first three appearances with DSL Orioles 2.

## 2012

- Only made one appearance with the DSL Braves on 6/8 (1.0ip, 1h, 1r, 1er, 2bb, 2k) but was released on 6/25.

## AWARDS & HONORS

N/A

## CAREER PITCHING STATS

YEAR	TEAM	LG	LVL	ORG	W-L	ERA	G	GS	CG	SHO	SV-SVO	IP	H	R	ER	HR	HB	BB-IBB	SO	AVG	WHIP
2012	DSL Braves	DSL	R	ATL	0-0	9.00	1	0	0	0	0-0	1.0	1	1	1	0	0	2-0	2	250	3.00
2013	DSL Braves	DSL	R	ATL	0-0	11.57	3	1	0	0	0-2	2.1	3	3	3	0	1	6-0	4	.333	3.86
2013	DSL Orioles 2	DSL	R	ATL	0-1	8.71	6	2	0	0	0-0	10.1	13	18	10	2	3	6-0	9	.283	1.84
2014	DSL Orioles 1	DSL	R	ATL	3-2	2.35	23	0	0	0	0-2	38.1	28	14	10	0	1	19-1	46	.200	1.23
2015	Delmarva	DSL	A	ATL	0-0	0.05	16	0	0	0	0-0	34.1	12	5	4	0	2	15-0	46	.109	0.79
2016	Bowie	EAS	AA	ATL	1-1	3.38	11	0	0	0	0-0	18.2	8	7	3	1	12-0	20	.127	1.07	
2017	Bowie	EAS	AA	ATL	3-4	4.85	31	12	0	0	2-4	65.0	54	36	35	12	3	43-0	75	.224	1.49
2018	Altoona	EAS	AA	PIT	0-0	0.00	9	0	0	0	4-4	12.0	7	0	0	0	0	3-0	18	.167	0.83
2018	Indianapolis	INT	AAA	PIT	2-3	5.00	32	0	0	0	3-4	45.0	31	27	25	7	2	31-0	47	.195	1.38
<b>Triple-A Totals</b>					<b>2-3</b>	<b>5.00</b>	<b>32</b>	<b>0</b>	<b>0</b>	<b>0</b>	<b>3-4</b>	<b>45.0</b>	<b>31</b>	<b>27</b>	<b>25</b>	<b>7</b>	<b>2</b>	<b>31-0</b>	<b>47</b>	<b>.197</b>	<b>1.38</b>
<b>Minor League Totals</b>					<b>9-11</b>	<b>3.77</b>	<b>132</b>	<b>15</b>	<b>0</b>	<b>0</b>	<b>9-16</b>	<b>227.0</b>	<b>157</b>	<b>112</b>	<b>95</b>	<b>24</b>	<b>13</b>	<b>137-1</b>	<b>267</b>	<b>.193</b>	<b>1.30</b>





# JASON MARTIN

OF

**Born:** 9/5/95 in Corona, Calif.  
**MLB Debut:** N/A  
**Height/Weight:** 5-9/185  
**Twitter:** @JM55  
**Instagram:** @jmart5  
**Opening Day Age:** 23  
**ML Service:** 0.000  
**Bats/Throws:** L/R  
**RHP Michael Feliz, 3B Colin Moran and RHP Joe Musgrove in exchange for RHP Gerrit Cole**  
**2019 Baseball America Ranking (PIT):** No. 10  
**2019 MLB Pipeline Ranking (PIT):** No. 11

## Single-Game Bests/Misc.

- Hits**
- 5
- 5/26/16 vs. Stockton (A+)
- Home Runs**
- 3
- 5/7/17 @ Myrtle Beach (A+)
- RBI**
- 6
- 5/26/16 vs. Stockton (A+)
- Runs**
- 4
- 5/26/16 vs. Stockton (A+)
- Stolen Bases**
- 3
- 6/6/18 vs. Reading (AA)
- Walks**
- 3 (6x)
- Last - 6/24/18 @ Erie
- Hit Streak**
- 16
- 7/3-21/14 (R+)
- Grand Slams**
- 1
- 8/9/17 vs. Tulsa (AA)
- Multi-homer Games**
- 4
- Last - 5/7/17 @ Myrtle Beach (A+)

## PERSONAL

- Jason Martin, fiancee's name is Nalesha.
- Committed to play college baseball at Long Beach State before signing with the Astros.
- 2013 graduate of Orange (Calif.) Lutheran High School, the same high school that produced former Pirates RHP Gerrit Cole (both involved in the Astros-Pirates five-player trade in Jan. 2018) and RHP Brandon Maurer.

## TRANSACTIONS

- Selected by HOU (8th round, 227th overall) in the 2013 First-Year Player Draft.
- Traded from HOU to PIT on Jan. 13, 2018 with RHP Michael Feliz, 3B Colin Moran and RHP Joe Musgrove in exchange for RHP Gerrit Cole.
- Had his contract first selected by PIT on Nov. 20, 2018.

## 2018

- Was rated as Houston's No. 19 overall prospect by Baseball America before being traded to Pittsburgh on Jan. 13 with three others in exchange for RHP Gerrit Cole.
- Made his Pirates organizational debut with Double-A Altoona, where he hit .325 (83-for-255) with nine homers, five triples, 13 doubles, 34 RBI and 49 runs scored in 68 contests.
- Doubled in five straight games from 4/21-27.
- Named Eastern League Player of the Week on 5/14 after batting .522 (12-for-23) with two homers, eight RBI and seven runs scored in six games.
- Notched six straight multi-hit games from 5/8-14 with three homers, nine RBI and eight runs, leading all of MiLB with a .625 average (15-for-24) during that stretch; collected three hits in each of the last three games.
- Hit .359 (37-for-107) with 11 XBH and 21 RBI in 27 May games.
- Stole a career-high three bases on 6/6 vs. Reading.
- Had a team-best 17-game on-base streak from 5/26-6/14.
- At the time of his 6/28 promotion to Indy, ranked among IL leaders in average (.5th) and finished 11 plate appearances shy of the required 300 to qualify for the best batting average by a left-handed hitter in Curve history.
- Batted .211 (45-for-213) with 12 XBH and 21 RBI in 59 games with Indy.
- Went 2-for-5 with one RBI in his Triple-A debut on 6/29 at Columbus, tripling in his first at-bat.
- Hit .314 (27-for-86) with eight XBH and 11 RBI through his first 24 games with Indy; hit just .142 (18-for-127) with four XBH and 10 RBI over his final 35 games.

## 2017

- Split the season with High-A Buies Creek and Double-A Corpus Christi, hitting .278 (132-for-474) with 72 runs scored, 58 extra-base hits and 16 stolen bases.
- Launched a career-best three home runs in a game on 5/7 at Myrtle Beach.
- Hit .360 in June (31-for-86, 13 XBH, 14 RBI, 16 R).
- Named Texas League Player of the Week on 7/24 after a week with nine hits, four home runs, eight RBI and five walks.
- Hit his first career walk-off and grand slam on 8/9 vs. Tulsa, launching a two-out shot over the left field wall.
- Recorded career highs in hits, doubles (35), RBI (66) and total bases (231).
- Batted over .300 from three different spots in the order: leadoff (.301, 58-for-193), five-hole (.333, 15-for-45) and seven-hole (.313, 15-for-48).
- Recorded an RBI in at least three straight games five times throughout the season, twice with Buies Creek and three times with Corpus Christi.
- Committed just two errors in 161 total chances in the outfield, good for a .988 fielding percentage.

## 2016

- Played in 110 games with High-A Lancaster, amassing a 720 batting average (108-for-400) with career highs in homers (23) and stolen bases (20).
- Reached base safely in 16 of his first 20 games.
- Named California League Player of the Week on 5/30 with 14 hits, two doubles, four homers and 12 RBI the week prior.
- Produced a career-best seven RBI in a postseason game vs. Rancho Cucamonga on 9/9.
- Batted .250 (6-for-24) with four homers, nine RBI, six runs and three walks in Lancaster's seven playoff games.
- Smacked 62 hits with runners on base with 11 home runs, resulting in 63 RBI and a 1.027 OPS.
- Finished the season as one of the CAL's best power hitters; was second in slugging (.533), tied for third in homers and was one of eight batters with 50-plus XBH.
- Had at least one multi-hit game against every CAL opponent.
- Played for Glendale in the Arizona Fall League and hit just .194 (6-for-31) but had a .375 OBP in 11 contests.

## 2015

- Spent entire year with Single-A Quad Cities and batted .270 (107-for-396) with 122 total runs created (65 R, 57 RBI).
- Batted .257 (58-for-226) with 35 runs scored, 27 walks and 25 RBI from the top two spots in the batting order.
- Hit two triples in a game for the only time in his career on 5/13 vs. Beloit (3-for-5, 3 R).
- Recorded seven of his eight total homers in June and July, including three in a seven-game span (6/21-7/1).

## 2014

- Split his season between Rookie-Advanced Greeneville and Short-Season A Tri-City, hitting .257 (63-for-245).
- Put up a better average in Greeneville (.274, 45-for-164) than he did in Tri-City (.222, 18-for-81).
- Racked up 13 multi-hit games with Greeneville, 10 coming during a 20-game span from 6/30-7/23.
- Tallied a career-high 16-game hitting streak from 7/7-21, hitting .393 (24-for-61) with four triples, five doubles, seven RBI, 14 runs scored and 11 walks.
- Batted .316 (25-for-79) with 12 walks and 20 strikeouts when leading off an inning.
- Led Greeneville outfielders in putouts (141) and assists (4).
- Played every game of Tri-City's postseason and contributed six hits, one double, one RBI and two runs.

## 2013


- Played 50 games with the GCL Astros, hitting for a .251 average (45-for-179) in his first professional season.
- Compiled three hit streaks of seven-plus games, including a season-high 10-game streak from 6/24-7/6.
- Ranked top 10 in the GCL in four offensive categories, his highest finishes coming in walks (3rd, 29) and runs scored (T-4th, 35).

## AWARDS & HONORS

MiLB.com Organization All-Star (2018)      EAS Player of the Week (5/14/18)      CAL Player of the Week (5/30/16)  
 Baseball America Double-A All-Star (2018)      TEX Player of the Week (7/24/17)

## CAREER BATTING STATS

YEAR	TEAM	LGL	LVL	ORG	AVG	G	AB	R	H	2B	3B	HR	RBI	BB	SO	SB	CS	OBP	SLG	OPS	SF	SAC	HBP	GIDP	
2013	GCL Astros	GCL	R	HOU	.251	50	179	35	45	8	4	0	17	29	0	31	11	7	.357	.341	.698	1	4	1	1
2014	Greeneville	APP	R+	HOU	.274	42	164	32	45	11	6	0	21	24	0	30	8	6	.363	.415	.778	2	2	0	6
2014	Tri-City	NYP	A+	HOU	.222	21	81	7	18	3	1	1	2	7	0	13	5	3	.284	.321	.605	0	2	0	0
2015	Quad Cities	MID	A	HOU	.270	105	396	65	107	12	7	8	57	47	2	74	14	15	.346	.396	.742	4	12	1	5
2016	Lancaster	CAL	A+	HOU	.270	110	400	74	108	22	7	23	75	55	1	108	20	12	.357	.533	.890	5	0	2	0
2017	Buies Creek	CAR	A+	HOU	.287	46	174	34	50	11	2	7	29	20	0	42	9	5	.354	.494	.848	4	0	0	2
2017	Corpus Christi	TEX	AA	HOU	.273	79	300	38	82	24	3	11	37	19	0	82	7	6	.319	.483	.802	0	0	1	0
2018	Altoona	EAS	AA	PIT	.325	68	255	49	83	13	5	9	34	28	2	61	7	8	.392	.522	.913	2	3	1	3
2018	Indianapolis	INT	AAA	PIT	.211	59	213	20	45	5	3	4	21	17	0	52	5	4	.270	.319	.589	0	4	0	4
	<b>Triple-A Totals</b>				.211	59	213	20	45	5	3	4	21	17	0	52	5	4	.270	.319	.589	0	4	0	4
	<b>Minor League Totals</b>				.270	580	2162	354	583	109	38	63	293	246	5	493	86	66	.343	.443	.786	18	27	6	21



# ALEX McRAE

RHP

**Born:** 4/6/93 in West Allis, Wis.  
**MLB Debut:** 8/1/18 vs. CHC  
**Height/Weight:** 6-2/220  
**Twitter:** @AlexMcRae2

**Opening Day Age:** 25  
**ML Service:** 0.014  
**Bats/Throws:** R/R  
**Instagram:** N/A

**Acquired:** Selected by PIT in 10th round (311th overall) of the 2014 First-Year Player Draft  
**2019 Baseball America Ranking (PIT):** N/A  
**2019 MLB Pipeline Ranking (PIT):** N/A

## Single-Game Bests/Misc.

### Complete Games

2  
 Last - 6/26/17 @ Bowie (AA)

### Shutouts

N/A

### Innings (Start)

8.0 (4x)  
 Last - 7/25/17 @ Reading (AA)

### Innings (Relief)

6.0  
 8/22/16 @ Harrisburg (AA)

### Hits Allowed

14  
 6/9/17 vs. Richmond (AA)

### Earned Runs Allowed

9  
 8/6/15 @ Asheville (A)

### Home Runs Allowed

4  
 6/10/16 @ Reading (AA)

### Strikeouts

9  
 4/7/17 @ Harrisburg (AA)

### 10+ Strikeout Games

N/A

### Walks

6  
 8/6/15 @ Asheville (A)

### Winning Streak

4  
 8/11-9/1/16 (AA)

### Losing Streak

4  
 4/13-5/9/18 (AAA)

## PERSONAL

- Alexander James McRae, wife's name is Julia.
- Played baseball at Jacksonville (Fla.) University, where he was rated as the fourth-best prospect in the Atlantic Sun Conference by *Baseball America* at the beginning of the 2014 season.
- Was the 17th player in Jacksonville University history to be selected in the top 10 rounds of the draft.
- Played third base and first base, while also pitching and serving as the designated hitter as a freshman in 2012; was named to the Atlantic Sun's all-freshman team that year.
- 2011 graduate of Eisenhower (New Berlin, Wis.) High School.

## TRANSACTIONS

- Selected by PIT (10th round, 311th overall) in the 2014 First-Year Player Draft.
- Had his contract first selected by PIT on July 7, 2018.

## 2018

- Was on Indianapolis' Opening Day roster and went 3-10 with one save, a 4.77 ERA (62er/117.0ip) and 104 strikeouts against 50 walks in 26 games (19 starts)
- Made his Triple-A debut on 4/8 vs. Columbus (3.2ip, 6h, 1r, 1er, 2bb, 5k).
- Lost four straight decisions for the first time in his career from 4/13-5/9 (.574 ERA [17er/26.2ip]).
- Earned his first win with the Tribe on 5/20 at Durham (7.0ip, 5h, 1r, 1er, 1bb, 8k).
- Tossed 7.0 innings on 6/27 at Toledo (3h, 0r, 1bb, 8k).
- Had his contract selected by Pittsburgh on 7/7 but was optioned back to Indy on 7/10.
- Recalled by the Pirates on 7/27 and made his MLB debut on 8/1 vs. Cubs (3.0ip, 3h, 1r, 1er, 1bb, 3k).
- Became the 10th player in Jacksonville University history to play in the majors and first since Daniel Murphy on 8/2/08.
- Made another relief appearance with the Pirates on 8/4 vs. St. Louis (3.1ip, 5h, 3r, 3er, 4bb, 2k).
- Converted his first professional save on 8/9 vs. Lehigh Valley (0.2ip, 1h, 0r, 2bb, 2k).
- Finished third with the Indians in quality starts (7) but Indy went just 8-11 in his 19 starts overall.
- Designated for assignment on 11/27 and outrighted to Indy on 11/30.

## 2017

- Spent the entire season with Double-A Altoona, going 10-5 with a 3.61 ERA (60er/149.2ip).
- Won his first start of the season for the third straight year and put together his best full month in April (3-0, 2.12 ERA [7er/29.2ip], 28h, 7bb, 17k).
- Didn't register a loss until 5/24 vs. Akron (7.0ip, 7h, 3er, 0bb, 5k).
- Lasted a career-high-tying 8.0 innings three times throughout the season, including his second career complete game on 6/26 at Bowie (4h, 2er, 2bb, 7k).
- Notched a win in his only postseason appearance (6.0ip, 4h, 4er, 2hr, 2bb, 3k), eventually winning the EL Championship with Altoona.

- Was one of eight pitchers in the Eastern League to win at least 10 games, joining teammate Tanner Anderson.
- Posted his lowest WHIP in a full season (1.38), ranking fourth among Altoona's full-time starters and 14th in the EL.
- Went 4-2 when striking out five-plus batters in a game.
- Made 13 quality starts on the season, earning six wins in those outings.
- Made two relief appearances, totaling 3.0 innings with no earned runs, two walks and two strikeouts.

## 2016

- Split the season between High-A Bradenton and Altoona, going 11-10 with a 3.88 ERA (67er/155.1ip) and 102 strikeouts in 28 games (27 starts).
- Went 3-4 with a 2.69 ERA (20er/67.0ip) and a 1.8 WHIP in 12 starts for Bradenton.
- Allowed two earned runs or less in eight of his 12 outings with the Marauders.
- Surrendered just a .197 opposing average (15-for-76) in Bradenton with RISP.
- Transferred to Altoona on 6/10 and accumulated an 8.55 ERA (19er/20.0ip) with the Curve in June.
- Won a career-high four straight decisions from 8/11-9/1, recording a 2.20 ERA (8er/32.2ip) and 28.6 strikeout-to-walk ratio during that stretch.
- Tossed his first career complete game on 8/17 at Portland (7.0ip, 7h, 4r, 4er, 2hr, 1bb, 8k).
- Made his only relief appearance all season on 8/22 at Harrisburg, his first appearance in Altoona without allowing an earned run.
- Allowed six earned runs on 12 hits and a home run in Altoona's first postseason game vs. Akron, earning no decision in his only playoff appearance.
- Was one of 12 Pittsburgh farmhands to eclipse the 100-K mark for the season.

## 2015

- Spent all season with Single-A West Virginia and went 8-9 with a 4.98 ERA (76er/137.1ip) and 90 punchouts in 28 games (27 starts).
- Won his first start of the season on 4/10 vs. Savannah (5.0ip, 2h, 1r, 1er, 1bb, 3k) as well as three of his last four from 8/22-9/7.
- Had a strong May (2-1, 2.40 ERA [8er/30.0ip], 23k, 6bb) but a rough July (0-3, 6.75 ERA [17er/22.2ip], 15k, 8bb).
- Made 10 quality starts and went 6-0 when tossing 6.0-plus innings.
- Struggled against left-handed batters (.328 average [82-for-250], 18bb, 35k) but held rights to a .254 clip (.77-for-303, 15bb, 55k).

## 2014


- Made 15 starts with Short-Season A Jamestown, going 3-6 with a career-worst 6.21 ERA (46er/66.2ip).
- Only allowed three baserunners over his first two professional outings combined (6.1ip, 3r, 0bb, 5k).
- Recorded all three of his wins on the road but also surrendered 10 more earned runs in away games (28er/38.1ip) than in home games (18er/28.1ip).
- Lasted 6.0 innings once during the regular season, getting the win on 8/16 at Batavia (8h, 3r, 3er, 1bb, 3k).
- Allowed double-digit hits twice: 8/10 at Aberdeen (L, 3.1ip, 11h, 8r, 8er, 2hr, 2bb, 0k) and 8/22 vs. State College (L, 5.1ip, 10h, 5r, 4er, 1bb, 5k).
- Suffered the highest opponent batting average (.306 [85-for-278]) of his career.

## AWARDS & HONORS

EA5 All-Star (Mid, 2017)

## CAREER PITCHING STATS

YEAR	TEAM	LG	LVL	ORG	W-L	ERA	G	GS	CG	SHO	SV-SVO	IP	H	R	ER	HR	HB	BB-IBB	SO	AVG	WHIP
2014	Jamestown	NYP	A-	PIT	3-6	6.21	15	0	0	0	0-0	66.2	85	48	46	5	4	16-0	44	.306	1.52
2015	WV Power	SAL	A	PIT	8-9	4.98	28	27	0	0	0-0	137.1	159	83	76	9	12	33-0	90	.288	1.40
2016	Bradenton	FSL	A+	PIT	3-4	2.69	12	12	0	0	0-0	67.0	62	23	20	4	3	17-0	35	.241	1.18
2016	Altoona	EAS	AA	PIT	8-6	4.79	16	15	1	0	0-0	88.1	114	54	47	7	1	25-0	67	.317	1.57
2017	Altoona	EAS	AA	PIT	10-5	3.61	27	25	1	0	0-0	149.2	170	71	60	9	6	36-0	89	.291	1.38
2018	Indianapolis	INT	AAA	PIT	3-10	4.77	26	19	0	0	1-4	117.0	134	67	62	9	9	30-2	104	.295	1.57
2018	PITTSBURGH	NL	MLB	PIT	0-1	5.68	2	0	0	0	0-0	6.1	8	4	4	0	1	5-0	5	.308	2.05
<b>Major League Totals</b>					3-10	5.68	2	0	0	0	0-0	6.1	8	4	4	0	1	5-0	5	.308	2.05
<b>Triple-A Totals</b>					0-0	4.77	26	19	0	0	1-4	117.0	134	67	62	9	9	30-2	104	.295	1.57
<b>Minor League Totals</b>					35-40	4.47	124	113	2	0	1-4	626.0	724	346	311	43	35	177-2	429	.291	1.44



# DOVYDAS NEVERAUSKAS RHP

**Born:** 1/14/93 in Vilnius, Lithuania  
**MLB Debut:** 4/24/17 vs. CHC  
**Height/Weight:** 6-3/225  
**Twitter:** @DovydasNeveraus  
**Opening Day Age:** 26  
**MLB Service:** 0.123  
**Bats/Throws:** R/R  
**Instagram:** @dneverauskas

**Acquired:** Signed as a non-drafted free agent on 7/9/09  
**2019 Baseball America Ranking (PIT):** N/A  
**2019 MLB Pipeline Ranking (PIT):** N/A

## Single-Game Bests/Misc.

- Complete Games**  
1  
6/3/14 vs. Kannapolis (A)
- Shutouts**  
N/A
- Innings (Start)**  
7.0 (2x)  
Last - 7/25/14 @ Hickory (A)
- Innings (Relief)**  
5.0  
5/21/15 vs. Delmarva (A)
- Hits Allowed**  
11  
4/26/14 vs. Hagerstown (A)
- Earned Runs Allowed**  
8  
6/14/14 (2) vs. Delmarva (A)
- Home Runs Allowed**  
2 (5x)  
Last - 6/9/14 vs. Greensboro (A)
- Strikeouts**  
8  
8/15/14 @ Lexington (A)
- 10+ Strikeout Games**  
N/A
- Walks**  
5 (5x)  
Last - 6/25/18 @ Toledo (AAA)
- Winning Streak**  
3 (2x)  
7/4-20/13 (A-)
- Losing Streak**  
5  
5/24-6/23/14 (A)

## PERSONAL

- Dovydas Neverauskas.
- Became the first player to be signed directly out of the country of Lithuania.
- Joined Joe Zapatas of the Philadelphia A's in 1933 as the only Lithuanian-born players to reach the Majors.
- His father, Virmidas, promotes baseball to Lithuanian children and coaches a handful of national, club and Little League teams.
- Attended the 2008 and 2009 MLB European baseball camps in Italy.

## TRANSACTIONS

- Signed by PIT as a non-drafted free agent on July 9, 2009.
- Had his contract first selected by PIT on Nov. 6, 2016.

## 2018

- Began season as Pirates' No. 17 prospect by *Baseball America*.
- Made Pittsburgh's Opening Day roster, where he recorded an 8.00 ERA (24er/27.0ip) in 25 appearances.
- Went 2-3 with four saves, a 2.53 ERA (13er/46.1ip) and 195.2 value against in 34 appearances with Indy.
- In 17 outings from 4/20-6/6 with the Tribe, had a 1.17 ERA (3er/23.0ip) and .143 average against (11-for-77).
- Named to the IL midseason All-Star team after registering a 1.61 ERA (5er/28.0ip) over 21 first-half appearances.

## 2017

- Began season as Pirates' No. 24 prospect by *Baseball America*.
- Was on Indy's Opening Day roster and went 1-2 with a team- and career-high 13 saves, and a 2.86 ERA (16er/50.1ip) in 40 games.
- Made MLB debut on 4/24 vs. Chicago (NL).
- From 6/1-8/26, posted nine saves and a 1.75 ERA (5er/25.2ip) in 22 appearances for the Tribe.
- Earned his first MLB win on 8/6 vs. San Diego (2.0ip, Or, 3k).
- Finished third in the IL in saves and fourth among Pirates farmhands in that category.

## 2016

- Registered a 4-4 record, five saves and a 3.10 ERA (20er/58.0ip) in 47 appearances between Double-A Altoona and Indianapolis.
- Tied for third among Pirates farmhands in appearances.
- Opened the season with the Curve, where he posted a 1.50 ERA (2er/24.0ip) over his final 18 outings.
- Did not allow a run in 12 consecutive outings from 4/25-5/30 (16.2ip).
- Shut down EL opponents (.129 average, 12-for-93) over 28.0 innings, led the EL in average against at the time of his promotion to Indy on 6/15.
- Participated with the World Team in the All-Star Futures Game at Petco Park (1.0ip, 1h, Or).
- Went 2-1 with two saves and a 0.82 ERA (1er/11.0ip) in July for the Tribe.
- Was suspended by the Pirates on 8/30 for the remainder of the season due to an off-field incident.

## 2015

- Compiled a 2-2 record with six saves and a 3.16 ERA (24er/68.1ip) in 31 games (five starts) between Short-Season A West Virginia, Single-A West Virginia and High-A Bradenton.
- Threw 5.0 perfect frames (6k) in relief on 5/21 vs. Delmarva.
- Was placed on the DL on 5/22 with a right bicep strain.
- Recorded first pro save with the Power on 6/27 vs. Greensboro.
- Did not surrender a run over his final eight appearances (16.0ip) with the Power.

- Recorded four saves with the Marauders, posting a 1.62 ERA (3er/16.2ip) in 12 appearances overall.

## 2014

- Spent the entire season with Single-A West Virginia, where he finished 6-12 with a 5.60 ERA (77er/123.2ip) in 27 games (26 starts).
- Established career highs in wins, losses, starts, innings pitched and strikeouts (88).
- Ranked among South Atlantic League qualifying starters in highest ERA (1st), highest WHIP (1.67), losses (T-3rd), starts (T-4th), walks issued (T-7th, 55) and home runs allowed (T-10th, 12).
- Allowed a career-high 11 hits on 4/26 vs. Hagerstown.
- Threw a 5.0-inning complete game on 6/3 vs. Kannapolis.
- Yielded career-most eight earned runs on 6/14 vs. Delmarva.
- Tossed a career-high-tying 7.0 innings twice (7/8 at Delmarva, 7/25 at Hickory).
- Struck out a career-best eight batters in a win on 8/15 at Lexington (6.0ip).
- Went 3-2 with a 3.11 ERA (19er/55.0ip) in 10 road starts; had a 3-10 record and 7.60 ERA (58er/68.2ip) in 17 games (16 starts) at home.

## 2013

- Went 4-4 with a 4.01 ERA (27er/60.2ip) in 15 starts for Short-Season A Jamestown.
- Over six July starts, posted a 3-0 record and 1.67 ERA (5er/27.0ip).
- Started and lost Game 2 vs. State College in the first round of the New York-Penn League playoffs.

## 2012

- Spent most of the season with the GCL Pirates and went 1-1 with a 4.08 ERA (16er/35.1ip) in 10 games (nine starts).
- Received a late-season promotion to Short-Season A State College and made his lone appearance on 9/1 at Jamestown (4.0ip, 2h, 1r, 1er, 2bb, 4k).

## 2011

- In 10 games (two starts) for the GCL Pirates, notched a 3-1 record and 3.24 ERA (9er/25.0ip).
- Over eight relief outings, went 3-0 with a 1.53 ERA (3er/17.2ip); was 0-1 with a 7.36 ERA (6er/7.1ip) in two starts.
- Held GCL opponents to a .237 average (22-for-93).

## 2010

- Tallied a 1-0 record and 5.40 ERA (6er/10.0ip) in six relief appearances for the GCL Pirates.
- Made his professional debut on 6/22 vs. GCL Yankees (2.1ip, 2h, 2r, 1bb, 2k).
- Earned his first pro win in his final appearance on 7/30 vs. GCL Braves (2.0ip, 0h, 0r, 0er, 1bb, 0k).


## AWARDS & HONORS

INT All-Star (Mid, 2018)      Indianapolis Reliever of the Year (2017)      Futures Game Selection (2016)

## CAREER PITCHING STATS

YEAR	TEAM	LG	LVL	ORG	W-L	ERA	G	GS	CG	SHO	SV-SVO	IP	H	R	ER	HR	HB	BB-IBB	SO	AVG	WHIP
2010	GCL Pirates	GCL	R	PIT	1-0	5.40	6	0	0	0	0	10.0	14	6	6	0	0	5-0	6	.333	1.90
2011	GCL Pirates	GCL	R	PIT	3-1	3.24	10	2	0	0	0	25.0	22	12	9	3	5	14-0	18	.237	1.44
2012	GCL Pirates	GCL	A	PIT	1-1	4.08	10	9	0	0	0	35.1	37	21	16	3	1	18-0	29	.268	1.56
2012	State College	NYP	A	PIT	0-0	2.25	1	1	0	0	0	4.0	2	1	1	0	0	2-0	4	.154	1.00
2013	Jamestown	NYP	A	PIT	4-4	4.01	15	15	0	0	0	60.2	55	33	27	8	10	22-0	39	.243	1.27
2014	WV Power	SAL	A	PIT	6-12	5.60	27	26	1	0	0	123.2	151	86	77	12	8	55-0	88	.305	1.67
2015	WV Black Bears	NYP	A	PIT	1-0	3.86	1	0	0	0	0	2.1	4	2	1	1	0	3-0	2	.364	3.00
2015	WV Power	SAL	A	PIT	1-2	3.65	18	5	0	0	2-3	49.1	39	24	20	3	1	19-0	37	.214	1.18
2015	Pittsburgh	FSL	A+	PIT	0-0	4.02	12	0	0	0	4-3	16.2	15	4	3	0	0	10	238	1.20	1.20
2016	Altoona	EAS	AA	PIT	1-0	2.57	22	0	0	1-1	28.0	12	10	8	0	0	11-0	32	.129	0.82	
2016	Indianapolis	INT	AAA	PIT	3-4	3.60	25	0	0	4-6	30.0	36	14	12	1	1	14-0	24	.308	1.57	
2017	Indianapolis	INT	AAA	PIT	1-2	2.86	40	0	0	13-18	50.1	47	20	16	1	0	21-0	46	.253	1.35	
2017	Pittsburgh	NL	MLB	PIT	1-1	3.91	24	0	0	0-1	25.1	24	11	11	4	1	8-0	17	.253	1.26	
2018	Indianapolis	INT	AAA	PIT	2-3	2.53	34	0	0	4-7	46.1	37	15	13	2	1	30-3	58	.195	1.32	
2018	Pittsburgh	NL	MLB	PIT	0-0	8.00	25	0	0	0-1	27.0	30	25	24	9	0	10-0	27	.280	1.48	
<b>Major League Totals</b>					1-1	6.02	49	0	0	0-2	52.1	54	36	35	13	2	18-0	44	.267	1.38	
<b>Triple-A Totals</b>					6-9	2.91	99	0	0	21-31	126.2	114	49	41	4	2	62-7	128	.247	1.39	
<b>Minor League Totals</b>					24-29	3.91	221	58	1	0	28-40	481.2	465	248	209	34	27	216-7	393	.256	1.41





# JOSE OSUNA

UTIL

**Born:** 12/12/92 in Trujillo, Venezuela  
**MLB Debut:** 4/18/17 @ STL  
**Height/Weight:** 6-3/240  
**Twitter:** @JoseOsuna36

**Opening Day Age:** 26  
**ML Service:** 1.077  
**Bats/Throws:** R/R  
**Instagram:** @joseosuna36

**Acquired:** Signed as a non-drafted free agent on 12/5/09  
**2019 Baseball America Ranking (PIT):** N/A  
**2019 MLB Pipeline Ranking (PIT):** N/A

## Single-Game Bests/Misc.

- Hits**  
4 (9x)  
Last - 4/28/17 @ Miami (NL)
- Home Runs**  
2 (5x)  
Last - 8/3/16 @ Columbus (AAA)
- RBI**  
6  
8/22/15 @ Bowie (AA)
- Runs**  
5  
7/21/15 vs. Erie (AA)
- Stolen Bases**  
1 (47x)  
Last - 7/27/18 (2) @ Buffalo (AAA)
- Walks**  
3 (2x)  
Last - 4/30/12 vs. Greensboro (A)
- Hit Streak**  
14 (3x)  
Last - 4/6-27/18 (AAA)
- Grand Slams**  
1  
8/15/14 vs. St. Lucie (A+)
- Multi-homer Games**  
5  
Last - 8/3/16 @ Columbus (AAA)

## PERSONAL

- Jose Gregorio Osuna (pronounced "o-SOON-ah"), wife's name is Karla and has two children; son Gilberto (9) and daughter, Karla Sophia (5).
- Has participated in the Venezuelan Winter League each of the last four offseasons (2013-16); was named as the league's Rookie of the Year while finishing fourth in the MVP voting in 2015.
- Attended Colegio Nuestra Dñ Fatima.
- Played baseball and soccer growing up.

## TRANSACTIONS

- Signed with PIT as a non-drafted free agent on Dec. 5, 2009.
- Had his contract first selected by PIT on Nov. 5, 2016.

## 2018

- Began season with Indy, where he hit .321 (97-for-302) with nine homers, 26 doubles and a team-high 59 RBI in 82 games.
- Recalled by Pittsburgh as 26th man for a doubleheader on 4/25 vs. Detroit and hit a three-run homer off Tigers LHP Matthew Boyd in his first MLB at-bat of the year.
- Hit safely in a career-high-tying 14 consecutive games from 4/6-27 with Indy, batting .353 (18-for-51) with two home runs and 11 RBI during the stretch.
- Named International League Player of the Month for April after hitting .361 (22-for-61) with three homers, nine doubles and 16 RBI in 17 games.
- Batted .341 (56-for-164) with 20 doubles, four homers and 34 RBI in 45 games before the All-Star break.
- Named IL Player of the Week on 8/27 after hitting .478 (11-for-23) with three homers and nine RBI in six games.
- His 146 wRC+ with Indy was tied for second among IL batters with 300-plus plate appearances, and his .321 average would have led the IL if he had enough at-bats.
- Hit .404 (36-for-89) with RISP, becoming first Indy player since Gregory Polanco (2014) to have a RISP average above .400 in a season.

## 2017

- Ranked by *Baseball America* as Pittsburgh's 26th prospect ahead of the season.
- Was on Indy's Opening Day roster and hit .250 (9-for-36) with five doubles and one RBI.
- Recalled and made his MLB debut on 4/18 at St. Louis; recorded his first MLB hit on 4/21 vs. New York (AL), a leadoff triple off LHP C.C. Sabathia in the second inning of a 6-3 victory.
- Recorded his first career four-hit MLB game on 4/28 at Miami.
- Hit his first MLB home run on 5/7 vs. Milwaukee, a two-run shot off RHP Zach Davies.
- Batted .233 (50-for-215) with 24 XBH and 30 RBI in 104 games for Pittsburgh.

## 2016

- Ranked by *Baseball America* as Pittsburgh's 30th-best prospect prior to the season.
- Split time between Double-A Altoona and Indianapolis, batting .279 (132-for-473) with 37 doubles, 13 home runs and 69 RBI in 133 contests.
- Began season with Altoona, appearing in 70 games; hit .269 (68-for-253) with six home runs and 38 RBI.
- Led Indy in average (.291), slugging (.482) and tied for most RBI (31) after being promoted from Altoona.
- Led all Pirates farmhands in RBI for second straight season and tied with Max Moroff in games played.
- Recorded 27 XBH with Indy (19 2B, one 3B, seven HR).

## AWARDS & HONORS

Indianapolis Silver Slugger (2018)  
 INT Player of the Week (8/27/18)

INT Player of the Month (April 2018)  
 MiLB.com Organization All-Star (2016, 2015, 2014)

Indianapolis Offensive Player of the Year (2016)  
 FSL All-Star (Mid, 2015)

## CAREER BATTING STATS

YEAR	TEAM	LG	LVL	ORG	AVG	G	AB	R	H	2B	3B	HR	RBI	BB	SO	SB	CS	OBP	SLG	OPS	SF	SAC	HBP	GIDP	
2010	VSL Pirates	YSL	R	PIT	.251	64	215	33	54	26	0	10	43	19	2	35	2	4	.325	.465	.790	1	1	5	6
2011	GCL Pirates	GCL	R	PIT	.331	48	178	28	59	14	3	4	32	18	0	21	3	2	.400	.511	.911	1	3	3	2
2011	State College	NYP	A-	PIT	.250	2	8	2	2	1	0	0	1	1	0	0	0	0	.333	.375	.708	0	0	0	1
2012	WV Power	SAL	A	PIT	.280	126	482	68	135	36	0	16	72	31	1	72	4	4	.324	.454	.778	7	0	4	10
2013	Bradenton	FSL	A+	PIT	.244	104	454	47	111	25	1	8	48	35	0	76	18	6	.309	.357	.655	5	4	2	9
2014	Bradenton	FSL	A+	PIT	.296	97	365	47	108	23	3	10	57	28	0	82	4	2	.347	.458	.805	7	4	4	9
2015	Bradenton	FSL	A+	PIT	.282	44	174	23	49	12	1	4	29	14	1	33	1	1	.323	.431	.764	3	1	1	4
2015	Altoona	EAS	AA	PIT	.288	85	323	46	93	20	2	8	52	17	0	61	6	3	.327	.437	.764	5	0	4	15
2016	Altoona	EAS	AA	PIT	.269	70	253	34	68	18	3	6	38	23	1	46	1	1	.329	.435	.764	5	0	2	5
2016	Indianapolis	INT	AAA	PIT	.291	63	220	27	64	19	1	7	31	13	1	34	2	3	.333	.482	.815	0	0	1	10
2017	Indianapolis	INT	AAA	PIT	.250	10	36	6	9	5	0	0	1	5	1	9	1	1	.341	.389	.730	0	0	0	0
2017	PITTSBURGH	NL	MLB	PIT	.233	104	454	47	111	25	1	7	30	9	0	45	0	0	.289	.328	.617	1	4	2	10
2018	Indianapolis	INT	AAA	PIT	.321	82	302	45	97	26	0	9	49	31	0	51	5	3	.378	.497	.875	7	1	1	8
2018	PITTSBURGH	NL	MLB	PIT	.226	51	106	14	24	9	0	3	11	3	0	22	0	0	.252	.396	.648	1	0	1	2
	<b>Major League Totals</b>				.231	155	321	45	74	22	4	10	41	12	0	62	0	0	.263	.411	.681	2	0	3	12
	<b>Triple-A Totals</b>				.305	155	558	78	170	50	1	16	91	29	2	96	8	7	.359	.484	.843	7	1	2	18
	<b>Minor League Totals</b>				.282	814	3010	406	849	215	14	82	463	235	8	520	47	30	.335	.445	.780	41	14	27	79



# ARDEN PABST

**Born:** 3/14/95 in Los Angeles, Calif.  
**MLB Debut:** N/A  
**Height/Weight:** 6-1/210  
**Twitter:** N/A

**Opening Day Age:** 24  
**ML Service:** 0.000  
**Bats/Throws:** R/R  
**Instagram:** @ardenpabst

**Acquired:** Selected by PIT in 12th round (375th overall) of the 2016 First-Year Player Draft  
**2019 Baseball America Ranking (PIT):** N/A  
**2019 MLB Pipeline Ranking (PIT):** N/A

### Single-Game Bests/Misc.

**Hits**

4  
4/6/18 @ St. Lucie (A+)

**Home Runs**

2  
5/6/18 @ Charlotte (A+)

**RBI**

4 (2x)  
Last - 8/19/18 @ Portland (AA)

**Runs**

3  
4/17/17 @ Hickory (A)

**Stolen Bases**

1 (2x)  
Last - 5/2/18 vs. Dunedin (A+)

**Walks**

3  
9/2/18 @ Bowie (AA)

**Hit Streak**

9  
6/26-7/7/18 (A+)

**Grand Slams**

N/A

**Multi-homer Games**

1  
5/6/18 @ Charlotte (A+)

### PERSONAL

- Arden Louis Joseph Pabst.
- Played three years (2014-16) at Georgia Tech, where he hit .248 with five doubles, four home runs and 19 RBI in 41 games as a junior.
- Led the ACC in caught stealings (25) and caught-stealing percentage (.445), which were both among the nation's top 10 during his sophomore season in 2015.
- 2013 graduate of Harvard-Westlake (Studio City, Calif.) High School, where he was a four-year letterwinner and two-time captain in baseball.

### TRANSACTIONS

- Selected by PIT (12th round, 375th overall) in the 2016 First-Year Player Draft.

### 2018

- Hit a combined .264 (61-for-231) with 14 doubles, two triples, 10 homers and 36 RBI in 66 games between High-A Bradenton, Double-A Altoona and Indianapolis.
- Threw out 46 percent (27-for-59) of runners attempting to steal between the three levels.
- Began season with Bradenton, hitting .281 (48-for-171) with eight homers, 12 doubles and 29 RBI in 46 games.
- Hit safely in each of his first five games, including the first four-hit game of his career on 4/6 at St. Lucie.
- Recorded his first multi-homer game on 5/6 at Charlotte, homered again two days later at Dunedin.
- Logged his first career four-RBI game on 6/8 at Tampa.
- Named to the Florida State League midseason All-Star team after batting .248 (32-for-129) with six homers, nine doubles and 21 RBI in 35 games before the break; batted .381 (16-for-42) in 11 games after the break.
- Transferred to Indianapolis on 6/22 and made his Triple-A debut on 6/24 vs. Durham, going 2-for-3 with a run scored.
- Returned to Bradenton on 6/25 and hit safely in 10-of-11 games before being transferred to Altoona on 7/12; was leading all FSL catchers with a 46 percent (23-for-50) caught-stealing percentage at the time of his promotion.
- Notched a career-high nine-game hitting streak from 6/26-7/7, batting .412 (14-for-34) with six XBH and seven RBI during the stretch.
- Had second four-RBI game of the season on 8/19 at Portland.
- Drove in the Curve's first run in the team's 8-5 comeback win in Game 3 of the Eastern League Division Series on 9/7 vs. Akron.

### 2017

- Spent entire season with Single-A West Virginia, hitting .242 (56-for-231) with four homers, 12 doubles and 24 RBI in 67 games.
- Hit first professional home run on 4/11 vs. Asheville.
- Scored three runs and drove in three baserunners for the first time in his career on 4/17 at Hickory.

### 2016


- Spent the entire season with Short-Season A West Virginia, hitting .225 (27-for-120) with two doubles, two triples and seven RBI in 34 games.
- Recorded his first professional hit and RBI during a 3-for-4 performance on 6/19 vs. Batavia.
- Hit .320 (8-for-25) when leading off an inning.

### AWARDS & HONORS

FSL All-Star (Mid, 2018)

### CAREER BATTING STATS

YEAR	TEAM	LG	LVL	ORG	AVG	G	AB	R	H	2B	3B	HR	RBI	BB	IBB	SO	SB	CS	OBP	SLG	OPS	SF	SAC	HBP	GDP
2016	WV Black Bears	NYP	A-	PIT	.225	34	120	14	27	2	2	0	7	11	0	25	0	1	.299	.275	.574	1	2	2	3
2017	WV Power	SAL	A	PIT	.242	67	231	24	56	12	0	4	24	18	0	50	0	1	.299	.346	.646	3	4	2	5
2018	Indianapolis	INT	AAA	PIT	.667	1	3	1	2	0	0	0	0	0	0	1	0	0	.667	.667	1.333	0	0	0	0
2018	Bradenton	FSL	A+	PIT	.281	46	171	19	48	12	2	8	29	10	0	27	2	0	.317	.515	.832	2	1	0	2
2018	Altoona	EAS	AA	PIT	.193	19	57	6	11	2	0	2	7	5	0	15	0	1	.258	.333	.591	0	1	0	5
<b>Triple-A Totals</b>					.667	1	3	1	2	0	0	0	0	0	1	0	0	0	.667	.667	1.333	0	0	0	0
<b>Minor League Totals</b>					.247	167	582	64	144	28	4	14	67	44	0	118	2	3	.302	.381	.683	6	8	4	15



# ALFREDO REYES

UTIL

**Born:** 10/4/93 in Sabana Grande de Palenque, D.R.  
**MLB Debut:** N/A  
**Height/Weight:** 6-2/180  
**Twitter:** N/A

**Opening Day Age:** 25  
**ML Service:** 0.000  
**Bats/Throws:** R/R  
**Instagram:** @a.reyes01

**Acquired:** Re-signed as a minor league free agent on 11/23/17  
**2019 Baseball America Ranking (PIT):** N/A  
**2019 MLB Pipeline Ranking (PIT):** N/A

## Single-Game Bests/Misc.

**Hits**  
4 (2x)  
Last - 4/19/17 vs. Clearwater (A+)

**Home Runs**  
1 (12x)  
Last - 8/23/18 vs. Harrisburg (AA)

**RBI**  
4 (2x)  
Last - 8/23/18 vs. Harrisburg (AA)

**Runs**  
3 (2x)  
Last - 5/12/17 vs. Palm Beach (A+)

**Stolen Bases**  
3 (3x)  
Last - 7/8/18 vs. Trenton (AA)

**Walks**  
4  
6/4/18 vs. Florida (A+)

**Hit Streak**  
12  
8/1-23/18 (AA)

**Grand Slams**  
1  
8/23/18 vs. Harrisburg (AA)

**Multi-homer Games**  
N/A

## PERSONAL

Alfredo Antonio Reyes.

## TRANSACTIONS

- Signed with NYM as a non-drafted free agent on Nov. 26, 2010.
- Selected by PIT from NYM in the Triple-A phase of the 2015 Rule 5 Draft on Dec. 10, 2015.
- Elected free agency on Nov. 6, 2017.
- Re-signed by PIT as a minor league free agent on Nov. 23, 2017.

## 2018

- Hit a combined .286 (90-for-315) with 10 doubles, four homers, 30 RBI, 51 runs scored and 35 stolen bases in 101 games between High-A Bradenton, Double-A Altoona and Indianapolis.
- Began season with Bradenton, hitting .310 (61-for-197) with nine XBH and 23 stolen bases in 61 games.
- Went 17-for-54 (.315) with RISP and hit .409 (18-for-44) in 16 day games for the Marauders.
- Walked a career-high four times on 6/4 vs. Florida.
- Named a Florida State League midseason All-Star after batting .299 (53-for-177) with 18 RBI and 19 stolen bases in 55 games before the break.
- At the time of his 6/29 promotion to Altoona, he led the Marauders in batting average, which ranked seventh in the FSL; also led team in on-base percentage (.424, 3rd in FSL) and walks (39, 2nd in FSL).
- Collected a career-high-tying three stolen bases on 7/8 vs. Trenton.
- Had a career-high 12-game hitting streak from 8/1-23, batting .308 (12-for-39) with six RBI during the stretch.
- Belted his first career grand slam on 8/23 vs. Harrisburg.
- His 35 thefts tied for the most among Pirates farmhands.

## 2017

- Entered the season rated by *Baseball America* as having the "Best Infield Arm" in Pittsburgh's farm system.
- Spent the entire season with Bradenton, hitting .234 (84-for-362) with 43 runs scored in 109 games.
- Collected two hits, two runs scored and two RBI in season debut on 4/6 at Charlotte.
- Went 4-for-4 on 4/19 vs. Clearwater.
- Hit .303 (23-for-76) over 21 games in the month of April and collected a season-high six XBH.
- Scored a career-high-tying three runs on 5/12 vs. Palm Beach.
- Logged a career-high 20 XBH (13 doubles, five triples, two home runs).

## 2016

- Spent the entire season with Single-A West Virginia in first year with the Pirates organization and hit .199 (62-for-312) with 12 XBH and 28 stolen bases in 97 games.
- Reached base safely in 14 straight games from 4/8-26 with a .277 average (13-for-47) and eight walks.
- Went 12-for-35 (.343) during a 10-game hitting streak from 4/12-23, including four XBH and seven RBI.
- Recorded the first four-hit game of his career on 7/24 at Rome.
- Hit .306 (19-for-62) in 21 day games and just .172 (43-for-250) in 76 night games.
- Finished the season third among Pirates minor leaguers in stolen bases.

## 2015

- Began season with High-A St. Lucie for eight plate appearances (1-for-7, 1bb) before transferring to Short-Season A Brooklyn; hit .228 (53-for-232) in 68 games.
- Hit .311 (32-for-103) in August after hitting a combined .144 (15-for-104) in June and July.
- Hit safely in 22 of 25 games from 8/9-9/3 with 13 runs scored and a .325 average (33-for-102).
- Set a career high for runs scored with three on 9/3 at Connecticut.

## 2014

- Spent most of the season with the GCL Mets, hitting .236 (37-for-157) with seven doubles, 18 RBI and nine stolen bases in 46 games.
- Opened the season by hitting .367 (11-for-30) with seven RBI in seven games from 6/20-28.
- Hit .294 (20-for-68) in 22 home games and just .191 (17-for-89) in 24 road affairs.
- Ended the season with Brooklyn, batting .258 (8-for-31).

## 2013

- Appeared in 59 games for DSL Mets 2, hitting .316 (67-for-212) with 18 XBH, 22 RBI and 16 stolen bases.
- Began the year with an eight-game hitting streak, batting .371 (13-for-35).
- Hit .397 (25-for-63) in 18 games in August with six doubles, eight RBI and 12 runs scored.
- Went 16-for-54 (.298) with RISP.

## 2012

- Spent the entire season with the DSL Mets 2 and hit .232 (55-for-237) with 26 RBI in 62 contests.
- Hit safely in 14-of-15 games from 8/3-22 with 13 RBI and seven runs scored, batting .385 (20-for-52).
- Hit .339 (21-for-62) with 14 RBI in August after hitting just .179 (15-for-84) in July.
- Went 3-for-7 with the bases loaded and hit .438 (14-for-32) in late close games.

## 2011


- Spent the season with DSL Mets 2 and collected his first hit in his professional debut on 5/28 vs. DSL Royals.
- Hit first professional home run on 6/22 at DSL Yankees 2, a two-out, three-run shot.
- Went 14-for-45 (.311) with three XBH and 19 RBI with RISP.

## AWARDS & HONORS

FSL All-Star (Mid, 2018)

## CAREER BATTING STATS

YEAR	TEAM	LG	LVL	ORG	AVG	G	AB	R	H	2B	3B	HR	RBI	BB	IBB	SO	SB	CS	OBP	SLG	OPS	SF	SAC	HBP	EIDP
2011	DSL Mets 2	DSL	R	NYM	.191	52	188	20	36	2	1	1	19	26	0	44	6	6	.297	.229	.526	2	5	3	4
2012	DSL Mets 2	DSL	R	NYM	.232	62	237	30	55	10	1	0	28	28	0	49	9	3	.285	.283	.567	4	3	2	4
2013	DSL Mets 2	DSL	R	NYM	.316	59	212	37	67	15	1	2	22	27	0	40	16	5	.392	.425	.816	4	5	2	3
2014	GCL Mets	GCL	R	NYM	.236	46	157	22	37	7	0	0	18	8	0	38	9	2	.271	.280	.551	1	4	0	3
2014	Brooklyn	NYP	A	NYM	.258	10	31	3	8	0	0	0	1	0	0	13	1	0	.258	.258	.516	0	2	0	1
2015	St. Lucie	FSL	A+	NYM	.143	3	3	1	1	0	0	0	0	1	0	3	0	0	.250	.143	.393	0	0	0	0
2015	Brooklyn	NYP	A-	NYM	.228	68	232	21	53	9	2	0	7	10	0	56	12	4	.266	.284	.551	0	3	2	7
2016	WV Power	SAL	A	PIT	.199	97	312	34	62	7	3	3	25	26	0	97	28	2	.262	.263	.525	1	12	1	6
2017	Bradenton	FSL	A+	PIT	.232	109	362	43	84	13	2	23	29	1	106	24	8	.272	.312	.584	0	10	1	6	
2018	Bradenton	FSL	A+	PIT	.310	61	197	34	61	6	0	3	19	39	1	60	23	3	.424	.386	.810	1	5	1	2
2018	Altoona	INT	AAA	PIT	.200	6	10	1	2	0	0	0	0	1	0	5	1	0	.273	.200	.473	0	1	0	0
2018	Altoona	EAS	AA	PIT	.250	34	108	16	27	4	0	1	11	10	1	37	11	1	.319	.315	.634	0	2	1	1
2018	Triple-A Totals				.200	6	10	1	2	0	0	0	0	1	0	5	1	0	.273	.200	.473	0	1	0	0
	Minor League Totals				.240	607	2053	267	493	73	12	12	171	184	3	548	140	34	.305	.305	.610	13	52	13	37



# PABLO REYES

UTIL

**Born:** 9/5/93 in Santo Domingo, D.R.  
**MLB Debut:** 9/2/18 @ ATL  
**Height/Weight:** 5-8/175  
**Twitter:** @preyes087

**Opening Day Age:** 25  
**ML Service:** 0.030  
**Bats/Throws:** R/R  
**Instagram:** @pabloreyes15

**Acquired:** Signed as a non-drafted free agent on 4/5/12  
**2019 Baseball America Ranking (PIT):** No. 23  
**2019 MLB Pipeline Ranking (PIT):** No. 18

## Single-Game Bests/Misc.

- Hits**  
4 (7x)  
Last - 8/3/18 @ Toledo (AAA)
- Home Runs**  
2  
7/15/17 vs. Bowie (AA)
- RBI**  
4 (3x)  
Last - 8/7/16 @ St. Lucie (A+)
- Runs**  
4  
8/3/18 @ Toledo (AAA)
- Stolen Bases**  
5  
6/14/13 @ DSL Yankees 2 (R)
- Walks**  
4  
6/25/14 vs. Johnson City (R+)
- Hit Streak**  
11 (2x)  
Last - 5/9-23/17 (AA)
- Grand Slams**  
N/A
- Multi-homer Games**  
1  
7/15/17 vs. Bowie (AA)

## PERSONAL

- Pablo Israel Reyes, wife's name is Annie.
- His younger brother Samuel, a pitcher, signed with the Pirates as a non-drafted free agent on July 2, 2016.

## TRANSAGCTIONS

- Signed with PIT as a non-drafted free agent on April 5, 2012
- Had his contract first selected by PIT on Sept. 1, 2018.

## 2018

- Opened the season with Double-A Altoona, where he batted .244 (11-for-45) with three doubles in 12 games.
- Transferred to Indy on 4/20 and hit .289 (103-for-356) with eight homers, a team-best four triples, 20 doubles, 36 RBI, 52 runs and 13 stolen bases in 110 games.
- Hit over .300 in a month two times with the Tribe, batting .341 (29-for-85) in 26 May games and .318 (27-for-85) with nine XBH and 12 RBI in 28 July contests.
- Had a pair of four-hit games, the first on 7/19 at Gwinnett (4-for-5, 1 3B, 2 RBI, 3 R) and the second on 8/3 at Toledo (4-for-5, 1 HR, 1 3B, 2 RBI, 4 R, 1 SB).
- Was named Indy's Hustle & Grit Award winner after making starts at second (9), third (25), shortstop (9), left field (37), center field (15) and designated hitter (7).
- Had his contract selected by the Pirates on 9/1 and made his MLB debut on 9/2 at Atlanta; hit .293 (17-for-58) with three homers and seven RBI in 18 games with Pittsburgh.
- Recorded his first MLB hit on 9/4 vs. Cincinnati, an infield single off LHP Cody Reed.
- Hit his first major league homer on 9/14 at Milwaukee, a solo shot off LHP Gio Gonzalez.
- Tallied four straight two-hit games with Pittsburgh from 9/12-18 (.571 average, 8-for-14).
- Homered in back-to-back games on 9/24 and 9/25 at Chicago (NL).

## 2017

- Spent all season with Altoona and hit .274 (115-for-420) with 62 runs, 34 XBH and 21 stolen bases.
- Posted a .988 combined fielding percentage between second base, shortstop and center field, committing just six errors all season in 508 total chances.
- Recorded a hit in 17 of his 22 games played in May, getting a hit in a season- and career-high-lying 11 straight games from 5/9-23.
- Led Altoona in five offensive categories: at-bats, runs scored, hits, walks (51) and stolen bases.
- Ranked fifth among Pirates farmhands in stolen bases.
- Compiled 10 games with multiple walks, the most in a season in his career.
- Went 4-for-19 in the postseason with a homer, four runs scored and four walks in Altoona's run to an Eastern League Championship.

## 2016

- Spent the whole season with High-A Bradenton, hitting .265 (81-for-306) with 45 RBI and 37 walks in 89 games.
- Hit three doubles in a game the only time in his career on 4/23 at St. Lucie (3-for-5, 3 RBI).
- Hit .410 (25-for-61) in August with six XBH, 10 RBI and eight walks.
- Appeared most frequently in the nine-hole in the lineup, where he knocked 29 hits with 17 RBI.

- Made five starts (4 in CF, one at SS) for Bradenton in the postseason, contributing six hits (two doubles) and four runs to a Florida State League Championship.

## 2015

- Played in 108 games for Single-A West Virginia, batting .268 (104-for-388) with a career-high 39 XBH.
- Finished the season as the only player in the South Atlantic League to record at least 100 hits, 20 doubles, 10 home runs and 20 stolen bases.
- Batted .304 (52-for-171) with six homers and 34 RBI in the second half of the season.
- Put together a season-high four-game RBI streak from 8/7-10, totaling seven RBI during that span.
- Appeared in 103 games at second, racking up 436 assists and putouts that ranked second on the team.
- Posted the best slugging percentage (.438) of his career (24 2B, 3 3B, 12 HR).

## 2014

- Spent the entire season with Rookie-Advanced Bristol and hit .272 (49-for-180) in 46 games.
- Put together the best on-base percentage in any single month in his career in August (.538), contributing to a 1.158 OPS for the month.
- Recorded three hit streaks of six-plus games, including an eight-game streak to end the season.
- Batted .196 (11-for-56) with RISP with 17 strikeouts.
- Registered at least one hit in every game played against Kingsport (13 H, 4 RBI, 1 HR).
- Hit better against right-handed pitching (.295 [38-for-129], 21 R, 9 XBH, 8 RBI, 20 BB) than left-handed pitching (.216 [11-for-51], 9 R, 3 XBH, 8 RBI, 5 BB).

## 2013

- Spent the season with the DSL Pirates 1, batting .304 (56-for-184) with 28 RBI in 52 games.
- Put together the best overall slash line of his career (.304/.376/.429).
- Notched nine multi-hit performances out of 21 June games, including a season-high four-hit game on 6/27 at DSL Angels.
- Stole a career-high five bases on 6/14 at DSL Yankees 2.

## 2012

- Split the season between both DSL Pirates teams, Pirates 1 and Pirates 2, and batted .284 (52-for-183).
- Posted the only groundout-to-flyout ratio above 1.00 (1.03) in his career in his first professional season.
- Played 42 of his 59 games with the DSL Pirates 2 and hit .293 (36-for-123) with his only homer of the season.
- Opened the season with a three-game hit streak; capped the streak with a 4-for-4 performance vs. DSL Mets (3 R, 1 2B, 1 RBI, 1 SB).

## AWARDS & HONORS

Indianapolis Hustle & Grit Award (2018)

MLB.com Organization All-Star (2017)

## CAREER BATTING STATS

YEAR	TEAM	LG	LVL	ORG	AVG	G	AB	R	H	2B	3B	HR	RBI	BB	IBB	SO	SB	CS	OBP	SLG	OPS	SF	SAC	HBP	GIDP
2012	DSL Pirates 2	DSL	R	PIT	.293	42	123	24	36	11	0	1	15	15	0	7	15	5	.367	.407	.774	1	5	0	4
2012	DSL Pirates 1	DSL	R	PIT	.267	17	60	9	16	7	0	0	8	8	1	5	3	2	.371	.383	.754	0	1	2	0
2013	DSL Pirates 1	DSL	R	PIT	.304	52	184	27	56	8	3	3	28	23	0	21	15	4	.376	.429	.805	3	4	0	0
2014	Bristol	APP	R+	PIT	.274	46	180	30	49	9	1	2	16	25	0	31	5	5	.367	.367	.734	2	1	3	0
2015	WV Power	SAL	A	PIT	.268	108	386	61	104	24	3	12	60	45	0	63	27	10	.345	.438	.783	5	18	3	2
2016	Bradenton	FSL	A+	PIT	.265	89	306	41	81	20	2	5	45	37	0	47	13	8	.341	.386	.727	5	6	1	7
2017	Altoona	EAS	AA	PIT	.274	115	420	62	115	21	3	10	50	51	1	70	21	14	.356	.410	.766	3	5	4	5
2018	Altoona	EAS	AA	PIT	.244	12	45	3	11	3	0	0	5	4	0	5	1	3	.306	.311	.617	0	0	0	0
2018	Indianapolis	INT	AAA	PIT	.289	110	356	52	103	20	4	8	36	28	1	71	13	7	.341	.435	.776	4	8	2	9
2018	Pittsburgh	NL	MLB	PIT	.293	18	58	9	17	2	0	3	7	5	0	11	0	1	.349	.483	.832	0	0	0	2
	<b>Major League Totals</b>				.293	18	58	9	17	2	0	3	7	5	0	11	0	1	.349	.483	.832	0	0	0	2
	<b>Triple-A Totals</b>				.289	108	386	62	103	20	4	8	36	28	1	71	13	7	.341	.435	.776	4	8	2	9
	<b>Minor League Totals</b>				.277	591	2062	309	571	123	15	41	263	236	3	320	115	55	.352	.411	.763	23	48	15	27



# BRYAN REYNOLDS

OF

**Born:** 1/27/95 in Baltimore, Md.

**MLB Debut:** N/A

**Height/Weight:** 6-3/205

**Twitter:** @Bryan\_Reynolds8

**Acquired:** Trade (SF) on 1/15/18 with RHP Kyle Crick and int'l bonus slot money in exchange for OF Andrew McCutchen and cash consideration

**2019 Baseball America Ranking (PIT/Tools):** No. 9 / Best Hitter for Average & Best Outfield Arm

**2019 MLB Pipeline Ranking (PIT):** No. 8

**Opening Day Age:** 24

**ML Service:** 0.000

**Bats/Throws:** S/R

**Instagram:** @bryan\_reynolds20

## Single-Game Bests/Misc.

### Hits

5  
5/21/17 @ Modesto (A+)

### Home Runs

2  
7/20/18 @ Reading (AA)

### RBI

5  
4/23/17 @ Stockton (A+)

### Runs

3 (12x)  
Last - 8/25/18 vs. Richmond (AA)

### Stolen Bases

2  
7/15/16 @ Spokane (A-)

### Walks

3 (2x)  
Last - 7/14/18 @ Erie (AA)

### Hit Streak

17  
5/20-6/9/17 (A+)

### Grand Slams

1  
6/13/18 @ Binghamton (AA)

### Multi-homer Games

1  
7/20/18 @ Reading (AA)

## PERSONAL

- Bryan Patrick Reynolds.
- Played three years (2014-16) at Vanderbilt (Nashville, Tenn.) University and compiled a .329 average (260-for-791), 58 doubles, nine triples, 22 homers and 160 RBI in 206 career games.
- Played in 21 games with the Orleans Firebirds in the Cape Cod League in 2015 and hit .346 (28-for-81).
- 2013 graduate of Brentwood (Tenn.) High School, where he was a teammate of Arizona Diamondbacks pitcher Robbie Ray and was named first team All-State and District Player of the Year as a senior.

## TRANSACTIONS

- Selected by SF (2nd round, 59th overall) in the 2016 First-Year Player Draft.
- Traded from SF to PIT on Jan. 15, 2018 with RHP Kyle Crick and international bonus slot money in exchange for OF Andrew McCutchen and cash considerations.

## 2018

- Ranked by *Baseball America* as San Francisco's No. 5 prospect prior to the season (rankings were released before Reynolds was traded to Pittsburgh).
- Entered the season as Pittsburgh's No. 6 prospect according to MLB Pipeline.
- Spent the entire campaign with Double-A Altoona and batted .302 (100-for-331) with seven homers, three triples, 18 doubles and 46 RBI in 88 games.
- Played in just four games before fracturing his left hamate bone; placed on DL on 4/10 and missed 42 games before being activated on 5/29.
- His first Pirates organization homer was also his first career grand slam and Double-A blast on 6/13 at Binghamton.
- Recorded his first career two-homer game on 7/20 (1) at Reading.
- Launched a three-run, walk-off homer in the bottom of the ninth on 7/26 vs. Binghamton, the first of his career.
- Hit .368 (14-for-38) over a season-best nine-game hitting streak from 8/5-14.
- Hit .341 (44-for-129) over his last 33 games through August and September and batted .418 (23-for-55) over his final 14 games of the regular season with seven multi-hit performances.
- In 53 games after the All-Star break, he hit .325 (66-for-203) and scored a league-high 40 runs with six homers, nine doubles, two triples and 28 RBI.
- Ranked fifth in the Eastern League and among Pirates farmhands in batting average, was also among EL leaders in on-base percentage (T-4th, .381) and OPS (T-7th, .819).
- The switch-hitter hit all seven of his homers, 24 XBH and compiled a .322 average (83-for-258) against right-handed pitchers while batting just .233 (17-for-73) with four XBH against southpaws.

## 2017

- Baseball America* ranked him as San Francisco's No. 4 prospect prior to the season.
- Spent the whole season with High-A San Jose, where he hit .312 (153-for-491) with 10 homers, nine triples, 26 doubles, 63 RBI and 72 runs scored in 121 games.
- Began the year with consecutive 3-for-5 performances at Inland Empire on 4/6 and 4/7.
- Recorded single-game career highs in RBI (5, 4/23 at Stockton) and hits (5, 5/21 at Modesto).
- Logged a career-best 17-game hitting streak from 5/20-6/9, batting .408 (29-for-71) with 10 RBI.
- Was named to the California League midseason All-Star team after hitting .295 (72-for-244) with 19 XBH and 21 RBI in 42 first-half games.
- Hit .340 (34-for-100) in May, .322 (29-for-90) in June and .337 (32-for-95) in July.
- Participated in the MLB Futures Game in Miami, Fla.
- Produced a .334 batting average (115-for-344), 35 XBH, 54 RBI and an .888 OPS in his last 85 games dating back to 5/21.
- Led San Jose in batting, total bases (227) and OPS (.826) and ranked among CAL leaders in triples (4th), average (5th), hits (6th), total bases (7th), on-base percentage (8th, .364) and slugging percentage (10th, .462).
- Hammered left-handed pitchers with a .365 average (42-for-115) and .896 OPS; by comparison, hit .295 (111-for-376) with an .805 OPS against righties.

## 2016

- Split his first professional season between Short-Season A Salem-Keizer and Single-A Augusta, doubling a combined .313 (68-for-217) with six homers, 17 doubles and 38 RBI in 56 games.
- Made his pro debut on 7/1 at Eugene (0-for-4, 1 K).
- Homered in consecutive games on 7/14-15 at Spokane.
- Named the Northwest League Player of the Week on 7/18 after hitting .400 (8-for-20) with two homers and seven RBI in six games between 7/11-16.
- Transferred to Augusta on 8/19 and hit his lone homer with the GreenJackets on 8/22 at Columbia.
- Named the South Atlantic League Player of the Week on 8/29 after hitting .467 (14-for-30) in seven games between 8/22-28.
- Between both levels, hit .343 (12-for-43) with two outs and RISP.

## AWARDS & HONORS

MiLB.com Organization All-Star (2018, 2017)  
Futures Game Selection (2017)

CAL All-Star (Mid, 2017)


SAL Player of the Week (8/29/16)

*Baseball America* Short-Season All-Star (2016)

NWL Player of the Week (7/18/16)

## CAREER BATTING STATS

YEAR	TEAM	LG	LVL	ORG	AVG	G	AB	R	H	2B	3B	HR	RBI	BB	IBB	SO	SB	CS	OBP	SLG	OPS	SF	SAC	HBP	GIDP
2016	Salem-Keizer	NWL	A-	SF	.312	40	154	28	48	12	1	5	30	11	0	41	2	0	.368	.500	.868	2	0	4	2
2016	Augusta	SAL	A	SF	.317	16	63	11	20	5	0	1	8	3	1	20	1	0	.348	.444	.793	0	0	0	0
2017	San Jose	CAL	A+	SF	.312	121	491	72	153	26	9	10	63	37	0	106	5	3	.364	.462	.826	5	1	6	15
2018	Altoona	EAS	AA	PIT	.302	88	331	56	100	18	3	7	46	43	3	73	4	4	.381	.438	.819	6	0	3	8
Minor League Totals					.309	265	1039	167	321	61	13	23	147	94	4	240	12	7	.369	.459	.828	13	1	13	25



# TATE SCIONEUX

RHP

**Born:** 12/14/92 in Reserve, La.  
**MLB Debut:** N/A  
**Height/Weight:** 6-1/225  
**Twitter:** @Tatecno\_18

**Opening Day Age:** 26  
**ML Service:** 0.000  
**Bats/Throws:** R/R  
**Instagram:** @t\_cno

**Acquired:** Selected by PIT in 39th round (1,177th overall) of the 2015 First-Year Player Draft  
**2019 Baseball America Ranking (PIT):** N/A  
**2019 MLB Pipeline Ranking (PIT):** N/A

## Single-Game Bests/Misc.

### Complete Games

N/A

### Shutouts

N/A

### Innings (Start)

3.0 (2x)

Last - 6/30/18 @ Akron (AA)

### Innings (Relief)

4.1 (2x)

Last - 7/20/16 vs. Clearwater (A+)

### Hits Allowed

8

6/30/18 @ Akron (AA)

### Earned Runs Allowed

5 (2x)

Last - 6/22/18 @ Erie (AA)

### Home Runs Allowed

2 (2x)

Last - 5/30/17 vs. Akron (AA)

### Strikeouts

5 (2x)

Last - 5/16/16 @ Brevard County (A+)

### 10+ Strikeout Games

N/A

### Walks

3 (3x)

Last - 8/2/18 @ Harrisburg (AA)

### Winning Streak

4

4/13-29/17 (AA)

### Losing Streak

2 (4x)

Last - 8/2-16/18 (AA)

## 2018

- Spent entire year with Double-A Altoona, going 2-3 with seven saves and a career-high 4.87 ERA (33er/61.0ip) in 43 games (two starts).
- Owned two saves and a 3.20 ERA (7er/19.2ip) in 14 appearances between April and May.
- Made his first professional start on 6/26 vs. Harrisburg (3.0ip, 1h, Or, 1bb, 4k).
- Had four saves and a 6.92 ERA (20er/26.0ip) in 16 games (two starts) between June and July.
- Rebounded in August with a 3.29 ERA (5er/13.2ip) and 22 strikeouts against just five walks.
- Struck out 69 batters, his most with any single team in a season.
- Fanned at least one batter in 34 of his 43 appearances.
- Posted career highs in WHIP (1.48) and average against (.283, 71-for-251).

## 2017

- Spent all season with Altoona, amassing a record of 6-5 with 14 saves, a 2.39 ERA (22er/83.0ip) and 67 strikeouts in a career-high 47 relief appearances.
- Went 4-0 with a 0.00 ERA (13.0ip) and 13 strikeouts in seven April outings.
- Recorded a 2.01 ERA (13er/58.1ip) in 29 first-half appearances; converted all eight of his save opportunities after the All-Star break.
- Registered at least one strikeout in his first 23 games, striking out 42 hitters during that stretch.
- Put together five multi-strikeout games in both May and June, including three straight from 6/10-16.
- Struck out the side in a 1.0-inning effort in Game 3 of the Eastern League Championship series, earning the save and giving Altoona the title.
- Tied for first among Altoona's pitchers in saves converted (also: Montana DuRapau); save total was tied for fifth among all EL pitchers.
- Produced a WHIP below 1.00 (0.99) for the third season in a row.

## 2016

- Split the year between Single-A West Virginia, where he went 1-0 with a 1.13 ERA (2er/16.0ip) in seven appearances, and High-A Bradenton, where he went 4-3 with a 3.06 ERA (23er/67.2ip) in 32 appearances.
- Earned a save in all three of his chances with West Virginia.
- Pitched better before the All-Star break (1.55 ERA [7er/40.2p], .135 opposing average [19-for-141], 13bb, 53k) than he did after the break (3.77 ERA [18er/43.0ip], .244 opposing average [40-for-164], 10bb, 35k).
- Recorded a career-high 26 games with multiple strikeouts, tossing at least three in each of the seven games he pitched for West Virginia.
- Appeared in two postseason games for Bradenton (3.1ip, 3h, 0er, 1bb, 2k), winning the Florida State League Championship with the Marauders.
- Threw a strike on 65 percent of his pitches with Bradenton, leading to a strikeout-to-walk ratio of more than 3:1 (64k, 18bb).
- Gave up a .178 batting average (21-for-118) against opposing lefties across both leagues.
- Allowed just a .173 average against (18-for-104) with runners on base, including six XBH.

## 2015

- Spent 10 games with Short-Season A West Virginia, posting a 1-0 record with two saves and a career-low 1.99 ERA (5er/22.2ip).
- Made seven of his appearances in August (2sv, 2.76 ERA [5er/16.1ip], 3bb, 19k).
- Surpassed 4.0 innings for the first time in his professional career on 9/2 vs. Williamsport (W, 4.1ip, 2h, 0r, 0bb, 5k).
- Recorded at least one strikeout in all 10 regular-season appearances, recording three-plus in half of them.
- Pitched 5.1 innings in the Black Bears' run at a New York-Penn League Championship (1sv, 0er, 9k).

## PERSONAL

- Tate Michael Scioneaux (pronounced SEE-ah-no).
- Attended Southeastern Louisiana University, where he was a 2015 All-Southeastern Conference first-team selection as a junior.
- Tossed three consecutive shutouts to close out the 2015 regular season while stretching his streak to a team-record 36.1 scoreless innings in a row.
- Ranks third in school history in wins (23) and second in strikeouts (260).

## TRANSACTIONS

- Selected by PIT (39th round, 1,177th overall) in the 2015 First-Year Player Draft.


## AWARDS & HONORS

MilB.com Organization All-Star (2017)

## CAREER PITCHING STATS

YEAR	TEAM	LG	LVL	ORG	W-L	ERA	G	GS	CG	SHO	SV-SVO	IP	H	R	ER	HR	HB	BB-IBB	SO	AVG	WHIP
2015	Black Bears	NYP	A-	PIT	1-0	1.99	10	0	0	0	2-4	22.2	16	6	5	1	1	3-0	28	.198	0.84
2016	WV Power	SAL	A	PIT	1-0	1.13	7	0	0	0	3-3	16.0	5	3	2	0	0	5-0	24	.094	0.63
2016	Bradenton	FSL	A+	PIT	4-3	3.06	32	0	0	0	2-3	67.2	54	24	23	7	7	18-0	64	.214	1.06
2017	Altoona	EAS	AA	PIT	6-5	2.39	47	0	0	0	14-17	83.0	67	27	22	4	2	15-0	67	.219	0.99
2018	Altoona	EAS	AA	PIT	2-3	4.87	43	2	0	0	7-10	61.0	71	39	33	10	1	19-2	69	.283	1.48
<b>Minor League Totals</b>					<b>14-11</b>	<b>3.06</b>	<b>139</b>	<b>2</b>	<b>0</b>	<b>0</b>	<b>28-37</b>	<b>250.1</b>	<b>213</b>	<b>99</b>	<b>85</b>	<b>22</b>	<b>11</b>	<b>60-2</b>	<b>252</b>	<b>.226</b>	<b>1.09</b>





# AARON SLEGERS

RHP

**Born:** 9/4/92 in Long Beach, Calif.  
**MLB Debut:** 8/17/17 (MIN) vs. CLE  
**Height/Weight:** 6-10/255  
**Twitter:** @aslegers

**Opening Day Age:** 26  
**ML Service:** 0.136  
**Bats/Throws:** R/R  
**Instagram:** @aslegers

**Acquired:** Claimed off waivers from MIN on 1/11/19  
**2019 Baseball America Ranking (PIT):** N/A  
**2019 MLB Pipeline Ranking (PIT):** N/A

### Single-Game Bests/Misc.

**Complete Games**  
6  
Last - 6/12/18 @ Scranton/Wilkes-Barre (AAA)

**Shutouts**  
2  
Last - 7/17/17 @ Charlotte (AAA)

**Innings (Start)**  
9.0  
5/24/15 vs. Brevard County (A+)

**Innings (Relief)**  
5.1  
5/30/18 @ Kansas City (AL)

**Hits Allowed**  
14  
5/22/14 @ Quad Cities (A)

**Earned Runs Allowed**  
10  
5/22/14 @ Quad Cities (A)

**Home Runs Allowed**  
3  
6/12/18 @ Scranton/Wilkes-Barre (AAA)

**Strikeouts**  
10 (3x)  
Last - 9/1/17 vs. Pawtucket (AAA)

**10+ Strikeout Games**  
3  
Last - 9/1/17 vs. Pawtucket (AAA)

**Walks**  
4 (6x)  
Last - 6/6/18 vs. Indianapolis (AAA)

**Winning Streak**  
11  
6/15-9/1/17 (AAA)

**Losing Streak**  
6  
5/25-8/4/18 (AAA)

- ### 2018
- » Opened the season with Triple-A Rochester, where he went 5-7 with a 3.80 ERA (36r/85.1ip) and 57 strikeouts against 19 walks in 15 starts.
  - » Recalled by Minnesota on 5/30 and started that night at Kansas City (5.1p, 6h, 2r, 2er, 1bb, 3k).
  - » Optioned to Rochester on 5/31 and made five starts in June, going 0-4 with a 4.08 ERA (13r/28.2ip).
  - » Recalled by the Twins on 7/4 and earned his first career MLB win on 7/5 vs. Baltimore (6.0ip, 3h, 1r, 1er, 1bb, 2k).
  - » Made one more start for Minnesota before being placed on the DL on 7/14 with right shoulder inflammation.
  - » Joined Rochester on a rehab assignment on 8/4 and made one appearance at Pawtucket (1.2ip, 3h, 3r, 3er, 0bb, 2k).
  - » Rejoined Minnesota on 9/25 and made his last appearance with the Twins on 9/28 (2) vs. White Sox (1.0ip, 1h, 0r, 0bb, 1k).
  - » Lusted 6.0-plus innings in 11 of his 15 outings for the Red Wings, going 5-4 with a 2.62 ERA (20er/68.2ip) in those 11 starts combined.
  - » Allowed one earned run or less in seven starts for Rochester.
  - » In Triple-A, went 3-2 with a 1.99 ERA (7er/31.2ip) and .221 average against in six road starts; was 2-5 with a 4.86 ERA (29er/53.2ip) in nine home starts.

- ### 2016
- » Spent entire season with Double-A Chattanooga, where he went 10-7 with a 3.41 ERA (55er/145.1ip) and 104 strikeouts in 25 starts.
  - » Over a nine-start stretch from 5/22-7/7, registered a perfect 6-0 record and 2.62 ERA (17er/58.1ip).
  - » Recorded the first 10-K game of his career on 7/2 at Pensacola (7.0ip, 7h, 3r, 3er, 1bb).
  - » Placed on DL on 7/10 with right biceps tendinitis; reinstated 7/26.
  - » Named Twins Minor League Player of the Week on 9/3 after going 1-0 with a 1.29 ERA (2er/14.0ip) and 13 strikeouts in two starts for the Lookouts.
  - » Ranked ninth in the Southern League in ERA among starters and tied for fourth in innings pitched.
  - » Led Lookouts in wins, starts, innings and strikeouts.
  - » Went 6-1 with a 2.23 ERA (18er/72.2ip) in 12 road starts; was 4-6 with a 4.58 ERA (37er/72.2ip) in 13 home starts.
  - » Had a 3-0 record, 1.93 ERA (9er/42.0ip) and .214 average against in six daytime starts.

- ### 2017
- » Begun his campaign with Rochester and posted a 15-4 record, 3.40 ERA (56r/148.1ip) and a 4:1 strikeout-to-walk ratio (119k, 29bb) in 24 starts.
  - » Threw 6.0 no-hit innings and earned the win in his Triple-A debut on 4/11 at Buffalo (0r, 3bb, 7k).
  - » Named the International League Pitcher of the Week on 7/24 after going 2-0 with a 0.64 ERA (1er/14.0ip) and 12 strikeouts in two starts the week prior.
  - » Selected as Minnesota's July Minor League Pitcher of the Month; went 5-0 with a 0.99 ERA (4er/36.1ip) in five starts.
  - » In a 13-start stretch from 6/15-9/1 with the Red Wings, went 11-0 with a 2.73 ERA (25er/82.1ip) and 71 strikeouts against just 15 walks.

- ### 2015
- » Began season with High-A Fort Myers and went 8-6 with a 2.87 ERA (38er/119.1ip) in 19 starts.
  - » Threw three complete games for the Miracle, including a 9.0-inning gem on 5/24 vs. Brevard County (3h, 0r, 9k); that CG led to him being named Twins Minor League Pitcher of the Week.
  - » Pitched back-to-back complete games on 7/27 (7.0ip) and 8/2 (6.0ip).
  - » Promoted to Chattanooga 8/7 and was later named Twins Minor League Pitcher for the Week on 9/3 after he struck out 13 in 14.0 innings over two Double-A starts.
  - » Finished the season with the second-lowest WHIP (1.04) and opponent average (.227) in the Florida State League, as well as the fourth-lowest ERA.

### PERSONAL

- » Aaron Alan Slegers (pronounced SLEH-gers).
- » Attended Indiana (Bloomington) University from 2011-13, going 9-3 with a 2.29 ERA (29r/174.0ip) and 64 strikeouts in 24 career games (18 starts); went 9-2 with a 2.04 ERA (24er/106.0ip) in 18 starts as a junior in 2013; named a 2013 Louisville Slugger/CollegeBaseballInsider.com All-American.
- » 2010 graduate of Notre Dame (Scottsdale, Ariz.) Prep High School, where he went 6-1 as a junior with 43 strikeouts and a 1.32 ERA in 41.0 innings, helping ND Prep finish as 4A State Runner-Up; team won the East Sky Region in both 2009 and 2010.
- » Limited to 10.0 innings from 2010 (senior year of HS) to 2012 (redshirt soph., year of college) with forearm pain, a broken right wrist and a stress fracture in his tibia.
- » Also played club baseball for the Arizona Diamondbacks Scout team in 2009 and 2010.
- » Became the second-highest player in Twins history (Jon Rauch, 611\*, 2009-10) when he made his MLB debut on Aug. 17, 2017.

- » Had his contract selected as the 26th man for a twin bill on 8/17 vs. Cleveland; debuted in the nightcap and took a no-decision (6.1ip, 2h, 2r, 2er, 2bb, 3k).
- » Struck out 10 batters in each of his last two starts for Rochester on 8/27 vs. Buffalo (8.0ip, 5h, 3r, 3er, 0bb) and 9/1 vs. Pawtucket (6.2ip, 6h, 3r, 3er, 1bb).
- » Recorded 16 walkup starts for Rochester and lasted 5.0-plus innings while allowing two earned runs or less in 13 outings.
- » Recalled on 9/4 and spent rest of season with Twins.
- » Led Twins minor league system in wins, innings pitched and starts, and was second in strikeouts.
- » Paced all Triple-A pitchers in wins and tied with Double-A Bowie's (Orioles) Yefry Ramirez for most in all of Minor League Baseball; also ranked fifth in all of Triple-A in innings pitched.

- ### 2014
- » Began the season with Single-A Cedar Rapids, going 7-7 with a 4.53 ERA (57er/113.1ip) in 20 starts.
  - » Pitched 6.0-plus innings in 11 of his 20 starts, recording a quality start in eight of those outings.
  - » Went 4-2 with a 1.99 ERA (11er/49.2ip) in an eight-start stretch with the Kernels from 7/1-8/10.
  - » Ranked third in the Midwest League in fewest walks-per-9.0 innings pitched (1.5).
  - » Promoted to Fort Myers on 8/1 and made three starts for the Miracle to finish the year (2-1, 3.32 ERA, .209 average against).

### TRANSACTIONS

- » Selected by MIN (5th round, 140th overall) in the 2013 First-Year Player Draft.
- » Had his first contract first selected by MIN on Aug. 17, 2017.
- » Claimed off waivers by PIT from MIN on Jan. 11, 2019.

- ### 2013
- » Spent his first professional season with Rookie-Advanced Elizabethton, recording three saves, a 0.47 ERA (1er/19.0ip) and 18 strikeouts over nine relief appearances; all three saves converted were in last 2.0-inning outings.

**AWARDS & HONORS**

Minnesota Minor League Pitcher of the Year (2017)
INT Pitcher of the Week (7/24/17)

CAREER PITCHING STATS																					
YEAR	TEAM	LG	LVL	ORG	W-L	ERA	G	GS	CG	SHO	SV-SVO	IP	H	R	ER	HR	HB	BB-IBB	SO	AVG	WHIP
2013	Elizabethton	APP	R+	MIN	0-0	0.47	9	0	0	3-3	19.0	16	2	1	0	1	2-0	18	.246	0.95	
2014	Cedar Rapids	MID	A+	MIN	7-7	4.53	20	0	0	0-0	113.1	118	66	57	7	7	2-0	90	.268	1.22	
2014	Fort Myers	FLS	A+	MIN	2-1	2.32	3	0	0	0-0	19.0	14	7	7	2	2	4-0	12	.209	0.95	
2015	Fort Myers	FLS	A+	MIN	8-6	2.87	19	3	1	0-0	119.1	108	48	38	4	7	21-0	80	.227	1.04	
2015	Chattanooga	SOU	AA	MIN	1-4	4.91	6	0	0	0-0	36.2	40	22	20	3	2	12-0	24	.282	1.42	
2016	Chattanooga	SOU	AA	MIN	10-7	3.41	25	25	0	0-0	145.1	137	61	55	11	12	46-0	104	.258	1.26	
2017	Rochester	INT	AAA	MIN	15-4	3.40	24	24	1	1	0-0	148.1	154	59	56	11	2	29-0	119	.266	1.23
2017	MINNESOTA	AL	MLB	MIN	0-1	6.46	4	3	0	0	0-0	15.1	12	11	3	0	6-0	9	.211	1.17	
2018	Rochester	INT	AAA	MIN	8-7	3.80	15	1	0	0-0	85.1	85	41	36	12	4	19-0	57	.263	1.22	
2018	MINNESOTA	AL	MLB	MIN	1-1	5.27	4	2	0	0	0-0	13.2	17	8	8	3	1	2-0	16	.298	1.39
<b>Major League Totals</b>					<b>12</b>	<b>5.90</b>	<b>8</b>	<b>5</b>	<b>0</b>	<b>0</b>	<b>0-0</b>	<b>29.0</b>	<b>29</b>	<b>20</b>	<b>19</b>	<b>6</b>	<b>1</b>	<b>8-0</b>	<b>15</b>	<b>.254</b>	<b>1.28</b>
<b>Triple-A Totals</b>					<b>20-11</b>	<b>3.54</b>	<b>39</b>	<b>39</b>	<b>2</b>	<b>0</b>	<b>0-0</b>	<b>233.2</b>	<b>239</b>	<b>100</b>	<b>92</b>	<b>23</b>	<b>6</b>	<b>48-0</b>	<b>176</b>	<b>.265</b>	<b>1.23</b>
<b>Minor League Totals</b>					<b>48-36</b>	<b>3.54</b>	<b>121</b>	<b>119</b>	<b>6</b>	<b>2</b>	<b>3-3</b>	<b>686.1</b>	<b>667</b>	<b>306</b>	<b>270</b>	<b>50</b>	<b>37</b>	<b>153-0</b>	<b>504</b>	<b>.256</b>	<b>1.19</b>





# JERRICK SUITER

1B/OF

**Born:** 3/4/93 in Valparaiso, Ind.  
**MLB Debut:** N/A  
**Height/Weight:** 6-4/240  
**Twitter:** @jerricksuiter

**Opening Day Age:** 26  
**ML Service:** 0.000  
**Bats/Throws:** R/R  
**Instagram:** @jerricksuiter

**Acquired:** Selected by PIT in 26th round (791st overall) of the 2014 First-Year Player Draft  
**2019 Baseball America Ranking (PIT):** N/A  
**2019 MLB Pipeline Ranking (PIT):** N/A

## Single-Game Bests/Misc.

**Hits**  
 5 (2x)  
 Last - 8/5/15 vs. Greenville (A)

**Home Runs**  
 1 (21x)  
 Last - 8/14/18 @ Scranton-Wilkes Barre (AAA)

**RBI**  
 5  
 7/12/15 @ Greensboro (A)

**Runs**  
 4  
 8/17/14 @ Johnson City (R+)

**Stolen Bases**  
 2  
 8/15/14 @ Kingsport (R+)

**Walks**  
 3 (8x)  
 Last - 8/28/17 @ Richmond (AA)

**Hit Streak**  
 14  
 4/29-5/16/16 (A+)

**Grand Slams**  
 N/A

**Multi-homer Games**  
 N/A

## PERSONAL

- Jerrick Lee Suiter.
- Attended Texas Christian University, where he was recognized as the Most Outstanding Player at the 2014 Big 12 championship.
- Played every position except second base and shortstop during his career at TCU, was also named to the 2012 Mountain West All-Tournament team.

## TRANSACTIONS

- Selected by TOR (35th round, 1,069th overall) in the 2011 First-Year Player Draft, but did not sign.
- Selected by PIT (26th round, 791st overall) in the 2014 First-Year Player Draft.

## 2018

- Was on Indianapolis' Opening Day roster and hit .204 (39-for-191) with two home runs, 13 doubles and 27 RBI in 67 games.
- Hit safely in eight of his first nine Triple-A games from 4/8-27, batting .333 (9-for-27) with five doubles, one triple and five RBI during that stretch.
- Launched his first career Triple-A homer on 6/29 at Columbus.
- Scored three runs apiece in consecutive games on 6/29 and 6/30 at Columbus.
- Had three straight two-hit performances from 7/30-8/1, all at Columbus.
- Batted .286 (14-for-49) with one homer, four doubles and five RBI in 13 games against Columbus; hit .176 (25-for-142) with one homer, nine doubles and 22 RBI in 54 games against all other International League opponents.
- Tallied four RBI on 8/19 at Lehigh Valley, the third four-plus RBI game of his career and first since he had four on 7/31/16 with High-A Bradenton at Daytona.
- Finished second on the team with eight outfield assists (Jordan Luplow, 9), including six that retired baserunners at home plate.

## 2017

- Split the season between Bradenton and Double-A Altoona, batting .281 (108-for-385) and slugging a career-best .431.
- Played in just 10 games with Bradenton and hit .237 (9-for-38), knocking a hit in eight games and driving in four runs.
- Surpassed the 100-hit mark for the third straight season, belting 35 extra-base hits (22 2B, 3 3B, 10 HR) and reaching 166 total bases.
- Finished top five in 10 offensive categories for Altoona, including RBI (2nd, 58), walks (2nd, 47) and stolen bases (T-4th, 7).
- Put together six separate five-game hit streaks with Altoona, including a streak from 7/5-8 where he racked up 11 hits in the five contests.
- Produced his best month in June (.354 batting average [23-for-65], 13 R, 13 BB, 11 RBI, 8 multi-hit games, 1.056 OPS).
- Played both corner outfield positions and first base for Altoona, ranking third on the team with 298 putouts; made just five errors in 347 total chances.
- Batted over .300 from two spots in the Curve's lineup: fifth (.382, 21-for-55) and seventh (.316, 12-for-38).
- Appeared in every postseason game for Altoona, going 6-for-22 with three doubles, three runs scored, two RBI and six walks en route to an Eastern League Championship.

## 2015

- Spent the season with Bradenton, playing 118 games and hitting for a .265 average (117-for-442).
- Set four career-high figures offensively, including games, at-bats, hits and RBI (63).
- Put together two double-digit hit streaks during the season, one 14-game streak from 4/29-5/16 (24 total hits) and a 12-game streak from 7/16-31 (19 total hits).
- Batted .315 (67-for-213) with runners on base, including a .385 clip (5-for-13) and 13 RBI with the bases loaded.
- Made all 98 defensive appearances at first base, totaling 842.1 innings, ranked third on the team, and committing nine errors in 898 total chances.
- Logged all his at-bats from the cleanup spot.
- Knocked at least one hit in each postseason game for the Marauders, recording nine hits, five runs scored and three RBI in six games to help win the Florida State League title.

## 2015

- Spent the entire season with Single-A West Virginia, hitting .299 (114-for-381) with 26 extra-base hits.
- Reached base safely in 11 of 12 games to start the season, registering 15 hits and three walks in that span.
- Went a perfect 5-for-5 twice during the regular season, once on 7/12 at Greensboro (3 R, 2 2B, 1 HR, 5 RBI, 1 BB) and again on 8/5 vs. Greenville (3 R, 1 2B, 2 RBI).
- Surpassed 50 games in the outfield for the first time in his career, playing 52 games as a corner outfielder.
- Posted similar numbers in home games (.301 [55-for-183], 30 R, 14 XBH, 28 RBI, 20 BB) and away games (.298 [59-for-198], 32 R, 12 XBH, 29 RBI, 26 BB).
- Ranked top five on the team in six different offensive categories; placed third in both hits and triples (4) to give him his highest finishes of the season.
- Logged his most at-bats as a DH (127), batting .244 (31-for-127) with six doubles, 18 RBI, 21 walks and 25 strikeouts.

## 2014

- Spent the season with Rookie-Advanced Bristol and hit .279 (53-for-190) with 35 runs scored and 41 walks.
- Drew three walks in a game five times.
- Scored at least one run in 13 of the 26 games he played in July, amassing 17 total and a season-high five straight games with a run from 7/4-9.
- Belted his only homer of the season on 7/31 vs. Bluefield (2-for-4, 2 R, 3 RBI, 1 BB).
- Produced a slash line of .295/.412/.368 in August, the best month of his first professional season.
- Put up better offensive numbers at home (.313 [31-for-99], 7 XBH, 16 RBI, 16 K) than he did on the road (.242 [22-for-91], 4 XBH, 13 RBI, 21 K).
- Batted .305 (18-for-59) with RISP, resulting in 28 of his 29 RBI.

## AWARDS & HONORS

N/A

## CAREER BATTING STATS

YEAR	TEAM	LG	LVL	ORG	AVG	G	AB	R	H	2B	3B	HR	RBI	BB	IBB	SO	SB	CS	OBP	SLG	OPS	SF	SAC	HBP	GIDP
2014	Bristol	APP	R+	PIT	.279	55	190	35	53	8	2	1	29	41	1	37	8	3	.403	.358	.761	4	2	1	2
2015	WV Power	SAL	A	PIT	.299	105	381	62	114	19	4	3	57	46	0	59	6	4	.382	.394	.776	3	4	7	3
2016	Bradenton	FSL	A+	PIT	.265	118	442	52	117	16	0	5	63	40	0	86	7	3	.326	.335	.661	6	2	3	11
2017	Bradenton	FSL	A+	PIT	.237	10	38	4	9	2	0	0	4	4	0	9	1	0	.341	.289	.630	0	0	1	0
2017	Altoona	ESL	AA	PIT	.285	100	347	47	99	20	3	10	58	47	1	83	7	2	.372	.447	.819	2	1	2	9
2018	Indianapolis	INT	AAA	PIT	.204	67	191	21	39	13	1	2	27	21	2	72	6	0	.283	.314	.597	5	0	2	3
	Triple-A Totals				.204	67	191	21	39	13	1	2	27	21	2	72	6	0	.283	.314	.597	5	0	2	3
	Minor League Totals				.271	455	1589	221	431	78	10	21	238	200	4	346	35	12	.355	.373	.727	20	9	16	28



# COLE TUCKER

**Born:** 7/3/96 in Phoenix, Ariz.  
**MLB Debut:** N/A  
**Height/Weight:** 6-3/205  
**Twitter:** @cotuck

**Opening Day Age:** 22  
**ML Service:** 0.000  
**Bats/Throws:** S/R  
**Instagram:** @cotuck

**INF**

**Acquired:** Selected by PIT in 1st round (24th overall) of the 2014 First-Year Player Draft  
**2019 Baseball America Ranking (PIT/Tools):** No. 6 / Fastest Baseline Runner & Best Athlete  
**2019 MLB Pipeline Ranking (PIT):** No. 5

### Single-Game Bests/Misc.

<b>Hits</b>	4 (3x)
Last - 5/12/17 vs. Palm Beach (A+)	
<b>Home Runs</b>	2
5/12/17 vs. Palm Beach (A+)	
<b>RBI</b>	7
5/12/17 vs. Palm Beach (A+)	
<b>Runs</b>	3 (9x)
Last - 5/20/18 vs. Portland (AA)	
<b>Stolen Bases</b>	4 (2x)
Last - 5/5/17 vs. Dunedin (A+)	
<b>Walks</b>	4
8/28/17 @ Richmond (AA)	
<b>Hit Streak</b>	13
6/29-7/17/17 (A+)	
<b>Grand Slams</b>	1
9/7/18 vs. Akron (AA - Playoffs)	
<b>Multi-Home Games</b>	1
5/12/17 vs. Palm Beach (A+)	

### PERSONAL

- Cole Bryson Tucker.
- Was committed to play baseball at the University of Arizona before signing with the Pirates.
- 2014 graduate of Mountain Pointe (Ariz.) High School, where he hit .404 with eight doubles, four triples, five home runs and 30 RBI in 27 games as a senior.
- Was named a West All-Region first-team and Perfect Game second-team All-American in 2014.
- Led the 18U USA National team to a 2013 World Cup.
- Was rated as the second-best high school player in Arizona by *Baseball America* prior to the 2014 draft.
- His father, Jackie, is a former minor league infielder in the St. Louis farm system (1984), who also played professionally in Europe and Canada.
- His mom, Erin, excelled at volleyball and track at the University of Arizona.

### TRANSACTIONS

- Selected by PIT (1st round, 24th overall) in the 2014 First-Year Player Draft.
- Had his contract first selected by PIT on Nov. 20, 2018.

- ### 2018
- Named the 6th-best prospect and "Fastest Baseline Runner" in the Pirates minor league system by *Baseball America*.
  - Spent the entire season with Double-A Altoona and hit .259 (134-for-517) with five homers, seven triples, 21 doubles, 44 RBI, 77 runs scored, 55 walks and 35 stolen bases in 133 contests.
  - Batted .321 (18-for-56) through his first 15 games of the season from 4/5-23.
  - Hit a season-high .278 (30-for-108) in July over 28 games and led the Eastern League and Pirates organization with 25 runs scored that month.
  - Launched his first career grand slam in Game 3 of the Western Division Series on 9/7 vs. Akron, sparking the Curve to an 8-5 victory.
  - His 35 stolen bases paced the Curve and Eastern League and also tied for the most in the Pirates organization (Alfredo Reyes); finished as the fourth-highest single-season SB total in Curve history.
  - Led the league in games played, had the second-most at-bats, was fourth in runs scored and fifth in hits.
  - Led all Eastern League shortstops with a .973 fielding percentage; made 131 starts at short.
  - Played for Surprise in the Arizona Fall League, where he hit .370 (30-for-81) with an .899 OPS.
  - Named an AFL Rising Star, was on the All-Prospect Team and won the AFL's Darnell Stenson Sportsmanship Award.

- ### 2017
- Named the 8th-best Pirates prospect by *Baseball America*.
  - Split the season between High-A Bradenton and Altoona, batting .275 (122-for-444) with career highs in stolen bases (47), home runs (6), triples (11), RBI (50) and OPS (.766) in 110 games.
  - Named FSL Player of the Week on 5/15 after a week with 10 hits (7 XBH) and seven RBI in four games.
  - Drove in a career-high seven RBI on 5/12 with a double, triple and two homers vs. Palm Beach; his seven RBI also tied a Bradenton team record (Jeremy Farrell, 2010).
  - Produced the first month in his career with 20-plus RBI, registering 21 with Bradenton in May.
  - Had a career-best 13-game hit streak from 6/29-7/17.
  - Led all Pirates' farmhands in SB, easily besting the second-highest mark (27, Ke'Bryan Hayes); his 47 thefts ranked first in the Florida State League, seventh in all of MiLB and were the most by a Pirates farmhand since Pedro Powell (67, 2007).
  - Batted .283 (106-for-375) with 45 walks, 32 extra-base hits and 65 runs scored from the leadoff spot.
  - Went 3-for-5 with two doubles in Game 1 of the Western Division Series on 9/7 at Bowie; fractured his left hand in Game 2 on 9/8.

- ### 2016
- Ranked as Pittsburgh's No. 7 prospect by *Baseball America*.
  - Split the season between Single-A West Virginia, where he hit .262 (16-for-61) in 15 games, and Bradenton, where he batted .238 (64-for-269) in 65 games.
  - Recorded his only two RBI with the Power in back-to-back games on 5/12 and 5/14, both at Lakewood.
  - Went 4-for-5 on 6/27 vs. Fort Myers (2R, 2 RBI).
  - Batted .385 (5-for-13) with seven RBI and a single streakout with the bases loaded.
  - Led Bradenton's shortstops in innings (532.1), putouts (86), assists (199) and double plays (39) while committing 13 errors in 298 total chances.
  - Produced the lowest overall slash line of his career (.242/.311/.327).
  - Appeared in five of Bradenton's six post-season games; knocked a hit in three of them on the way to a Florida State League Championship with the club.

- ### 2015
- Ranked as the Pirates' No. 8 prospect by *Baseball America*.
  - Spent the entire season with Single-A West Virginia and produced a career-best .293 average (88-for-300) with 25 stolen bases.
  - Put together two double-digit hit streaks during the regular season (11, 4/16-5/2; 12, 6/4-28).
  - Batted leadoff all year, posting a .348 average (24-for-69), three doubles, two triples and four walks in the first inning.
  - Stole multiple bases in four games, stealing a season-high three bags on 5/18 at Hickory.
  - Hit over .300 in two months of the season: June (.311, 19-for-61) and July (.325, 27-for-83).
  - Placed on DL on 8/9 after tearing his labrum, requiring surgery on 8/25 and ending his season early.

- ### 2014
- Played in 48 games for the GCL Pirates and hit .267 (48-for-180); contributed 52 total runs (13 RBI, 39 R).
  - Put up better numbers while hitting with the bases empty (.343 average [35-for-102], 7 XBH, .864 OPS) than he did with runners on base (.167 average [13-for-78], 3 XBH, .545 OPS).
  - Scored a run in a season-high five consecutive games from 8/13-19.
  - Recorded seven at-bats in a game on 8/22 at GCL Yankees 1 (3 H, 1 HR, 3 R, 4 RBI, 1 K).
  - Ranked second in the GCL in runs scored and recorded a league-high eight sacrifice bunts.
  - Played 358.1 innings at shortstop and led all position players with 134 assists.

## AWARDS & HONORS

- |  |   |                                  |
|--|---|----------------------------------|
| AFL All-Prospect Team (2018)                   | AFL Rising Stars (2018)                           | FSL All-Star (Mid/Post, 2017)    |
| AFL Darnell Stenson Sportsmanship Award (2018) | MiLB.com Organization All-Star (2018, 2017, 2015) | FSL Player of the Week (5/15/17) |

## CAREER BATTING STATS

YEAR	TEAM	LG	LVL	ORG	PIT	AVG	G	AB	R	H	2B	3B	HR	RBI	BB	SO	SB	CS	OBP	SLG	OPS	SF	SAC	HBP	GIDP	
2014	GCL Pirates	GCL	R	PIT		.267	48	180	39	48	6	2	2	13	26	0	38	13	5	.368	.556	.724	0	8	3	2
2015	WV Power	SAL	A	PIT		.293	73	300	46	88	13	3	25	16	0	49	25	6	.322	.377	.699	7	6	0	4	
2016	WV Power	SAL	A	PIT		.262	15	61	9	16	4	2	1	2	4	0	9	1	1	.308	.443	.751	0	2	0	1
2016	Bradenton	FSL	A+	PIT		.238	65	269	36	64	12	1	1	25	29	0	62	5	6	.312	.301	.613	0	6	0	3
2017	Bradenton	FSL	A+	PIT		.285	68	277	46	79	15	6	4	32	34	0	70	36	12	.364	.426	.790	1	3	1	4
2017	Altoona	EAS	AA	PIT		.257	42	167	25	43	4	5	2	18	21	2	31	11	3	.349	.377	.726	1	2	3	1
2018	Altoona	EAS	AA	PIT		.259	133	517	77	134	21	7	5	44	55	2	104	35	12	.333	.356	.689	3	8	6	7
<b>Minor League Totals</b>						<b>.267</b>	<b>444</b>	<b>1771</b>	<b>278</b>	<b>472</b>	<b>75</b>	<b>26</b>	<b>17</b>	<b>159</b>	<b>185</b>	<b>4</b>	<b>363</b>	<b>126</b>	<b>45</b>	<b>.337</b>	<b>.367</b>	<b>.704</b>	<b>12</b>	<b>35</b>	<b>13</b>	<b>22</b>



# NIK TURLEY

LHP

**Born:** 9/11/89 in La Canada, Calif.  
**MLB Debut:** 6/11/17 (MIN) @ SF  
**Height/Weight:** 6-4/195  
**Twitter:** @nturley108

**Opening Day Age:** 29  
**ML Service:** 0.143  
**Bats/Throws:** L/L  
**Instagram:** N/A

**Acquired:** Claimed off waivers from MIN on 11/6/17  
**2019 Baseball America Ranking (PIT):** N/A  
**2019 MLB Pipeline Ranking (PIT):** N/A

## Single-Game Bests/Misc.

### Complete Games

3  
 Last - 4/25/17 (2) vs. Tennessee (AA)

### Shutouts

1  
 7/23/12 (2) vs. Lakeland (A+)

### Innings (Start)

8.0  
 4/27/12 @ Brevard County (A+)

### Innings (Relief)

5.0 (2x)  
 Last - 7/4/17 vs. Pawtucket (AAA)

### Hits Allowed

11  
 7/25/15 @ Albuquerque (AAA)

### Earned Runs Allowed

8 (2x)  
 Last - 6/16/17 vs. Cleveland (AL)

### Home Runs Allowed

2 (13x)  
 Last - 6/22/17 vs. Chicago (AL)

### Strikeouts

15  
 6/6/17 vs. Scranton/Wilkes-Barre (AAA)

### 10+ Strikeout Games

4  
 Last - 7/18/17 vs. Charlotte (AAA)

### Walks

6 (4x)  
 Last - 7/2/14 (2) @ Buffalo (AAA)

### Winning Streak

6

### 6/25-8/7/12 (A+)

### Losing Streak

3 (3x)

Last - 6/2-14/13 (AA)

## PERSONAL

• Nikolas Carlyle Turley, wife's name is Rachel and has two children, son Isaac (4) and daughter Brooke (3).  
 • 2008 graduate of Harvard-Westlake (Studio City, Calif.) HS

## TRANSACTIONS

- Selected by NY (50th round, 1502nd overall) in the 2008 First-Year Player Draft.
- Had his contract first selected by NY on Nov. 20, 2012.
- Released by NY on April 26, 2014.
- Re-signed with NY as a minor league free agent on May 5, 2014.
- Elected free agency on Nov. 4, 2014.
- Signed with SF as a minor league free agent on Dec. 3, 2014.
- Elected free agency on Nov. 6, 2015.
- Signed with CWS as a minor league free agent on Nov. 24, 2015.
- Released by CWS on March 28, 2016.
- Signed with BOS as a minor league free agent on April 3, 2016.
- Released by BOS on July 14, 2016.
- Signed with MIN as a minor league free agent on Oct. 21, 2016.
- Claimed off waivers by PIT from MIN on Nov. 6, 2017.

## 2018

- Suspended by MLB for 80 games without pay on 1/27 after testing positive for a performance-enhancing substance.
- Outrighted to Indianapolis on 10/4.

## 2017

- Appeared in the minors with Double-A Chattanooga and Triple-A Rochester, going 5-5 with a 2.05 ERA (21er/92.0ip).
- Eclipsed the 100-K mark for the third time in his career (124k).
- Struck out a career-high 15 batters on 6/6 vs. Scranton/WB (6.0ip, 4h, 0r, 2bb).
- Made his MLB debut with Minnesota on 6/11 at San Francisco (4.0ip, 8h, 4er, 0bb, 4k).
- Fared better as a reliever (5.40 ERA, 5er/8.1ip) than he did as a starter (16.39 ERA, 17er/9.1ip) for Minnesota.

## 2016

- Pitched in 20 games for Double-A Portland and went 1-2 with a 4.29 ERA (17er/35.2ip).
- Struck out at least one batter in 16 games, including a season-high eight strikeouts on 6/26 vs. Reading.
- Released by Boston on 7/14.

## 2015

- Spent 19 games with Triple-A Sacramento (7-8, 4.56 ERA [52er/102.2ip]) and one game with High-A San Jose (1-0, 1.50 ERA [1er/6.0ip]) in his only season in San Francisco's system.
- Placed on DL following his first appearance on 4/13; reactivated on 5/25.
- Yielded just a .160 batting average (12-for-75) to opposing lefties.
- Set a career-high with 15 wild pitches between both clubs.

## 2014

- Began the season on the DL and got released by the Yankees before they re-signed him.
- Spent 13 games with Triple-A Scranton/WB, going 5-3 and posting a 4.62 ERA (31er/60.1ip).
- Earned all five wins in his final eight appearances.
- Made his only relief appearance and got the win on 7/23 at Gwinnett (4.0ip, 4h, 3er, 1hr, 4bb, 5k).

## 2013

- Named the Yankees' 14th-best prospect by *Baseball America*.
- Pitched in 27 games with Double-A Trenton (11-8, 3.88 ERA [60er/139.0ip]) and one with Scranton/WB (0-0, 1.50 ERA [1er/6.0ip]).
- Tossed 20-plus strikeouts in every full month of the season, adding into his career-best 141 strikeouts.

## AWARDS & HONORS

INT Pitcher of the Week (6/12/17)


EAS All-Star (Mid, 2013)

MiLB.com Organization All-Star (2013)

FSL All-Star (Post, 2012)

## CAREER PITCHING STATS

YEAR	TEAM	LG	LVL	ORG	W-L	ERA	G	GS	CG	SHO	SV-SVO	IP	H	R	ER	HR	HB	BB-IBB	SO	AVG	WHIP	
2008	GCL Yankees	GCL	R	NYG	2-1	1.13	4	0	0	0	0-0	8.0	6	1	1	0	0	0-0	13	207	0.75	
2009	GCL Yankees	GCL	R	NYG	2-3	2.82	11	10	0	0	0-0	54.1	45	21	17	0	1	6	23-0	46	228	1.25
2010	GCL Yankees	GCL	R	NYG	0-2	0.84	12	0	0	0	0-0	10.2	57	36	30	0	0	2	29-0	9	239	1.22
2011	Staten Island	WFL	A-	NYG	4-4	4.38	12	0	0	0	0-0	61.2	57	36	30	0	0	2	29-0	47	259	1.39
2011	Charleston	SAL	A	NYG	4-6	2.51	15	0	0	0	0-0	82.1	70	32	23	8	8	2	10-0	82	224	1.11
2011	Tampa	FSL	A+	NYG	0-0	6.14	2	2	0	0	0-0	7.1	11	8	5	1	1	1	1-0	5	344	1.64
2012	Tampa	FSL	A+	NYG	9-5	2.89	23	21	1	0	0-0	112.0	97	38	36	3	7	9	44-0	116	235	1.26
2012	Trenton	CJS	AA	NYG	5.40	1.1	1	0	0	0	0-0	5.0	2	3	3	0	0	1	1-0	1	181	1.80
2012	Scranton/W-B	INT	AAA	NYG	0-0	1.50	1	1	0	0	0-0	60.1	55	36	31	8	9	42-0	4	105	0.83	
2013	Trenton	EAS	AA	NYG	11-8	3.88	27	26	0	0	0-0	139.0	119	69	60	11	16	73-0	137	230	1.38	
2014	GCL Yankees	GCL	R	NYG	0-0	1.93	13	0	0	0	0-0	42.2	34	19	13	3	2	2	4-0	4	235	1.24
2014	Scranton/W-B	INT	AAA	NYG	3-3	4.62	13	0	0	0	0-0	24.1	6	3	1	0	0	4	24-0	44	245	1.62
2015	San Jose	CAL	A+	SF	0-0	1.50	1	0	0	0	0-0	6.0	2	1	0	0	0	0	2-0	4	100	0.67
2015	Sacramento	PCL	AAA	SF	7-8	4.56	19	19	0	0	0-0	102.2	93	64	52	15	1	48-0	85	243	1.37	
2016	Portland	EAS	AA	BOS	2-2	4.29	20	2	0	0	2-3	35.2	26	20	17	3	2	26-0	48	202	1.51	
2016	Chattanooga	SOU	AA	MIN	0-1	0.37	5	3	0	0	0-0	24.1	6	3	1	0	1	7-0	45	078	0.53	
2017	Rochester	INT	AAA	MIN	5-4	2.66	18	10	0	0	0-0	67.2	58	34	20	4	2	22-0	49	236	1.18	
2017	MINNESOTA	AL	MLB	MIN	0-2	11.21	10	3	0	0	0-0	17.2	30	22	22	5	2	8-1	13	395	2.15	
2018																						
											SUSPENDED - DID NOT PITCH											
											0	0-0	17.2	30	22	22	5	2	8-1	13	395	2.15
											0	0-0	236.2	208	129	104	27	12	116-0	212	239	1.37
											1	2-3	787.2	670	365	300	58	60	349-0	769	231	1.29



# EDUARDO VERA

**RHP**

**Born:** 7/3/94 in Merida, Mexico  
**MLB Debut:** N/A  
**Height/Weight:** 6-2/195  
**Twitter:** N/A

**Opening Day Age:** 24  
**ML Service:** 0.000  
**Bats/Throws:** R/R  
**Instagram:** N/A

**Acquired:** Signed as a non-drafted free agent on 3/5/12

**2019 Baseball America Ranking (PIT):** N/A

**2019 MLB Pipeline Ranking (PIT):** N/A

## Single-Game Bests/Misc.

### Complete Games

3

Last - 8/30/17 @ Lakewood (A)

### Shutouts

1

8/23/17 vs. Charleston (A)

### Innings (Start)

8.0

5/23/18 @ Fort Myers (A+)

### Innings (Relief)

4.0 (3x)

Last - 4/21/17 vs. Lakewood (A)

### Hits Allowed

10 (2x)

Last - 8/11/17 @ Hagerstown (A)

### Earned Runs Allowed

7

6/17/18 vs. New Hampshire (AA)

### Home Runs Allowed

3

7/14/17 vs. Augusta (A)

### Strikeouts

9

8/26/18 vs. Richmond (AA)

### 10+ Strikeout Games

N/A

### Walks

4

6/21/13 @ DSL Brewers (R)

### Winning Streak

7

7/12-8/26/18 (AA)

### Losing Streak

3

6/17-7/4/18 (AA)

## PERSONAL

• Eduardo Vera, wife's name is Escarleth Cantu.

## TRANSACTIONS

- Signed by PIT as a non-drafted free agent on **March 5, 2012**.
- Re-signed by PIT before entering minor league free agency on **Oct. 3, 2018**.

## 2018

• Went 11-5 with a 3.37 ERA (58er/155.0ip) and 98 strikeouts in a career-high 26 starts between High-A Bradenton and Double-A Altoona.

• Went 3-2 with a 2.95 ERA (19er/58.0ip) in nine starts for the Marauders and was named to the Florida State League midseason All-Star team.

• Was Bradenton's Opening Day starter on 4/5 at St. Lucie (L, 5.0ip, 3h, 1r, 1er, 1hb, 5k).

• Won three straight starts from 4/28-5/8, recording a 1.35 ERA (3er/20.0ip).

• Threw a career-high 8.0 innings on 5/23 at Fort Myers (ND, 8r, 3r, 3er, 0bb, 3k).

• Transferred to Altoona on 5/30 and went 8-3 with a 3.62 ERA (39er/97.0ip), .231 average against and 1.09 WHIP in 17 starts.

• Made Double-A debut on 5/30 vs. Akron (ND, 7.0ip, 5h, 3r, 1er, 1hr, 2hb, 0bb, 3k).

• Earned his first Curve win on 6/12 at Binghamton (7.0ip, 6h, 3r, 3er, 1hr, 2hb, 0bb, 5k).

• Struck out a career-high nine batters on 8/26 vs. Richmond (W, 7.2ip, 3h, 0r, 3bb) to clinch Altoona's berth to the Eastern League playoffs.

• Was named the EL Pitcher of the Week on 8/27 after going 2-0 with a 0.61 ERA (1er/14.2ip) and 16 punchouts in two starts the week prior.

• Over his final 10 starts from 7/12-9/1, went 7-0 with a 2.32 ERA (16er/62.0ip) while yielding just 47 hits; the sixth-best ERA in the league and most wins in the EL during that span.

• Did not allow a run over his final 18.2 innings pitched to end the regular season.

• Started Game 2 of the EL Western Division Series on 9/6 at Akron (ND, 8.0ip, 1r).

• Ranked second among all Pirates minor leaguers in innings pitched, third in ERA and tied for fifth in wins.

• Threw 5.0-plus innings with two ER or less allowed in 16 of his 26 starts; also totaled 16 quality starts.

• Pitched for Mazatlan in the Mexican Winter League and went 1-1 with a 1.46 ERA (4er/24.2ip) and 16 strikeouts in five starts.

• During a seven-start stretch from 8/21-11/4 (three regular-season starts and one playoff start with Altoona, four starts with Mazatlan), had a 0.37 ERA (2er/48.2ip).

## 2017

• Made a career-high 27 appearances (19 starts) with Single-A West Virginia and went 8-7 with a 3.33 ERA (49er/132.1ip) and career-high 109 punchouts.

• Recorded first career complete game on 7/31 at Lexington (L, 6.0ip, 9h, 5r, 3er, 1hr, 1bb, 5k).

• Tossed consecutive complete games on 8/23 vs. Charleston (W, 7.0ip, 2h, 0r, 1hb, 0bb, 6k) and 8/30 at Lakewood (W, 7.0ip, 4h, 2r, 2er, 1hb, 0bb, 2k) en route to South Atlantic League Pitcher of the Week honors.

• Tied for first among SAL leaders with three complete games and was eighth in WHIP (1.11).

• Was one of 10 minor league pitchers to toss at least three complete games and was the first Pirates minor leaguer to throw three complete games in a season since Phil Irwin in 2012.

• Ranked fifth among Pirates farmhands in ERA and tied for sixth in strikeouts.

## 2016

• Made seven relief appearances with the GCL Pirates, going 0-1 with one save and a 4.15 ERA (4er/8.2ip).

• His first outing was 7/5 vs. GCL Phillies (1.0ip, 1h, 0r, 0bb, 1k), marking his first professional appearance since 8/27/14.

• First four appearances were scoreless (5.0ip, 2h, 1bb, 2k).

## 2015

• Missed the entire campaign recovering from Tommy John surgery performed on 6/16 by Dr. Patrick DeMeo and Dr. Darren Frank in Pittsburgh, Pa.

## 2014

• Spent the entire season with the GCL Pirates, where he went 3-1 with a 4.80 ERA (16er/30.0ip) and 1.13 WHIP in 17 relief appearances.

• Over his final seven games from 8/4-27, went 1-0 with a 2.53 ERA (3er/10.2ip) with 10 strikeouts.

• Pitched for Mazatlan in the Mexican Winter League and owned a 12.46 ERA (6er/4.1ip) in four appearances.

## 2013

• In 14 games (13 starts) for DSL Pirates 2, registered a 1-0 record, 1.95 ERA (13er/60.0ip) and 44 strikeouts.

## 2012

• Split his season in the DSL between Pirates 1 and Pirates 2, going 2-0 with a 3.49 ERA (15er/38.2ip).

• His first 12 professional appearances were in relief and he owned a 6.10 ERA (14er/20.2ip).

• Went 2-0 with a 0.50 ERA (1er/18.0ip) in his final four outings, all starts.

## AWARDS & HONORS


EAS Pitcher of the Week (8/27/18)

FSL All-Star (Mid, 2018)

SAL Pitcher of the Week (8/28/17)

## CAREER PITCHING STATS

YEAR	TEAM	LG	LVL	ORG	W-L	ERA	G	GS	CG	SHO	SV-SVO	IP	H	R	ER	HR	HB	BB-IBB	SO	AVG	WHIP
2012	DSL Pirates 1	DSL	R	PIT	0-0	5.68	4	0	0	0	0-0	6.1	11	5	4	0	0	4-0	5	.367	2.37
2012	DSL Pirates 2	DSL	R	PIT	2-0	3.06	12	4	0	0	0-0	32.1	25	13	11	2	3	12-0	26	.216	1.14
2013	DSL Pirates 2	DSL	R	PIT	1-0	1.95	14	13	0	0	0-0	60.0	53	22	13	1	4	14-0	44	.233	1.12
2014	GCL Pirates	GCL	R	PIT	3-1	4.80	17	0	0	0	0-2	30.0	29	17	16	3	2	5-0	18	.257	1.13
2015																					
2016	GCL Pirates	GCL	R	PIT	0-1	4.15	7	0	0	0	1-2	8.2	6	4	4	0	0	2-0	4	.188	0.92
2017	WV Power	SAL	A	PIT	8-7	3.33	27	19	3	1	3-3	132.1	133	54	49	13	10	14-0	109	.258	1.11
2018	Bradenton	FSL	A+	PIT	3-2	2.95	9	9	0	0	0-0	58.0	48	19	19	6	4	10-0	30	.230	1.00
2018	Altoona	EAS	AA	PIT	8-3	3.62	17	17	0	0	0-0	97.0	83	41	39	11	5	23-1	68	.231	1.09
	<b>Minor League Totals</b>				<b>25-14</b>	<b>3.28</b>	<b>107</b>	<b>62</b>	<b>3</b>	<b>1</b>	<b>4-7</b>	<b>424.2</b>	<b>388</b>	<b>175</b>	<b>155</b>	<b>36</b>	<b>28</b>	<b>84-1</b>	<b>304</b>	<b>.242</b>	<b>1.11</b>



# CAM VIEUX

LHP

**Born:** 12/5/93 in Novi, Mich.  
**MLB Debut:** N/A  
**Height/Weight:** 6-3/210  
**Twitter:** @CVieux

**Opening Day Age:** 25  
**ML Service:** 0.000  
**Bats/Throws:** L/L  
**Instagram:** @cammyboyy

**Acquired:** Selected by PIT in 6th round (195th overall) of the 2016 First-Year Player Draft  
**2019 Baseball America Ranking (PIT):** N/A  
**2019 MLB Pipeline Ranking (PIT):** N/A

## Single-Game Bests/Misc.

### Complete Games

N/A

### Shutouts

N/A

### Innings (Start)

7.0 (10x)

Last - 8/5/18 vs. Akron (AA)

### Innings (Relief)

N/A

### Hits Allowed

11 (2x)

Last - 8/7/17 @ Lakeland (A+)

### Earned Runs Allowed

7

7/31/18 @ Harrisburg (AA)

### Home Runs Allowed

2 (7x)

Last - 7/31/18 @ Harrisburg (AA)

### Strikeouts

9 (2x)

Last - 5/25/18 vs. Jupiter (A+)

### 10+ Strikeout Games

N/A

### Walks

4 (2x)

Last - 7/19/18 @ Reading (AA)

### Winning Streak

4

6/27-7/19/18 (AA)

### Losing Streak

5

8/1-31/17 (A+)

## PERSONAL

- Cameron Scott Vieux.
- Attended Michigan State (East Lansing, Mich.) University for three years (2014-16) and as a redshirt junior, went 7-4 with a 2.28 ERA (22er/87.0ip) and 77 strikeouts in 15 games (14 starts).
- Was an All-Big Ten Freshman selection in 2014 while winning the Steve Garvey Award as the most improved player.
- 2013 graduate of Walled Lake Western (Mich.) High School.

## TRANSACTIONS

- Selected by DET (19th round, 580th overall) in the 2015 First-Year Player Draft, but did not sign.
- Selected by PIT (6th round, 195th overall) in the 2016 First-Year Player Draft.

## 2018

- Split the season between High-A Bradenton and Double-A Altoona, compiling a 13-6 record, 3.68 ERA (59er/144.1ip) and 124 strikeouts in 25 starts.
- Began the campaign with the Marauders, where he went 4-1 with a 3.81 ERA (24er/56.2ip) and 52 punchouts in 10 starts.
- Struck out a season-high and career-high-tying nine batters on 5/25 vs. Jupiter (6.2ip, 5h, 2r, 2er, 1hr, 1hb, 3bb).
- Lasted 5.0-plus innings in nine of his 10 outings for Bradenton, going 4-0 in those contests.
- Transferred to the Curve on 6/6 and posted a 9-5 record and 3.59 ERA (35er/87.2ip) in 15 starts.
- Won his Double-A debut on 6/8 vs. Hartford (7.0ip, 3h, 1r, 1er, 0bb, 7k).
- Went 4-1 with a 2.25 ERA (8er/32.0ip) in five June starts (one with Bradenton, four with Altoona).
- Earned the win in a career-high four consecutive decisions spanning five starts from 6/27-7/19, tallying a 3.34 ERA (11er/29.2ip).
- Started Game 1 of the Eastern League Western Division Series on 9/5 at Akron (L, 5.0ip, 4r, 3er).
- Allowed two ER or less in nine of 15 regular-season starts and was named Altoona's Pitcher of the Year.
- With the Curve, went 7-1 with a 2.47 ERA (14er/51.0ip) in eight home starts and 2-4 with a 5.15 ERA (21er/36.2ip) in seven road starts.
- Ranked among Pirates farmhands in wins (T-1st), strikeouts (3rd), innings pitched (5th) and ERA (8th).

## 2017

- Made 24 starts between Single-A West Virginia and Bradenton, combining for a 5-10 record, 3.82 ERA (60er/141.1ip) and 81 strikeouts.
- Opened the season with the Power, where he registered a 2-3 record and 2.73 ERA (19er/62.2ip) in 11 starts.
- Through his first seven starts of the season from 4/10-5/19, he went 2-0 with a 1.38 ERA (6er/39.0ip); allowed one ER or less in each outing.
- His 1.38 ERA during that stretch paced the South Atlantic League, was the sixth-best mark in Single-A and ranked 14th among all MiLB qualifiers.
- Placed on the 7-day DL on 5/14 (retro to 5/11) with left forearm tightness; reinstated on 5/19.
- Named as a SAL midseason All-Star but did not make an appearance in the 3-3, rain-shortened tie.
- Transferred to Bradenton on 6/22 and went 3-7 with a 4.69 ERA (41er/78.2ip) in 13 Florida State League starts.
- Fired 6.0 scoreless innings in his Marauders debut on 6/23 at Lakeland (5h, 1hb, 2bb, 2k).
- Struck out a season-high eight batters on 7/27 at St. Lucie (6.0ip, 3h, 1r, 1er, 3bb).
- Lost a career-high five straight decisions from 8/1-31 (6.25 ERA, 25er/36.0ip).

## 2016

- Spent his first professional season with Short-Season A West Virginia and owned a 2-2 record, 3.33 ERA (25er/67.2ip) and 52 strikeouts in 14 starts.
- Earned his first career win on 8/7 vs. Wilmington (6.0ip, 6h, 1r, 1er, 0bb, 5k).
- Established a career high with nine strikeouts on 8/26 at Mahoning Valley (ND, 6.0ip, 6h, 1r, 1er, 1hb, 1bb).
- Allowed two ER or less in 10 of his 14 outings.


## AWARDS & HONORS

Altoona Pitcher of the Year (2018)

SAL All-Star (Mid, 2017)

## CAREER PITCHING STATS

YEAR	TEAM	LG	LVL	ORG	W-L	ERA	G	GS	CG	SHO	SV-SVO	IP	H	R	ER	HR	HB	BB-IBB	SO	AVG	WHIP
2016	WV Black Bears	NYP	A-	PIT	2-2	3.33	14	14	0	0	0-0	67.2	63	30	25	2	5	21-0	52	.246	1.24
2017	WV Power	SAL	A	PIT	2-3	2.73	11	11	0	0	0-0	62.2	61	20	19	1	3	13-0	33	.272	1.18
2017	Bradenton	FSL	A+	PIT	3-7	4.69	13	13	0	0	0-0	78.2	89	44	41	8	5	23-0	48	.286	1.42
2018	Bradenton	FSL	A+	PIT	4-1	3.81	10	10	0	0	0-0	56.2	54	26	24	9	6	18-0	52	.251	1.27
2018	Altoona	EAS	AA	PIT	9-5	3.59	15	15	0	0	0-0	87.2	79	35	35	10	1	17-0	72	.242	1.10
<b>Minor League Totals</b>					<b>20-18</b>	<b>3.67</b>	<b>63</b>	<b>63</b>	<b>0</b>	<b>0</b>	<b>0-0</b>	<b>353.1</b>	<b>346</b>	<b>155</b>	<b>144</b>	<b>30</b>	<b>20</b>	<b>92-0</b>	<b>257</b>	<b>.260</b>	<b>1.24</b>



# BRANDON WADDELL

LHP

**Born:** 6/3/94 in Houston, Texas  
**MLB Debut:** N/A  
**Height/Weight:** 6-1/195  
**Twitter:** @BWaddell20

**Opening Day Age:** 24  
**ML Service:** 0.000  
**Bats/Throws:** L/L  
**Instagram:** @bwaddell20

**Acquired:** Selected by PIT in 5th round (157th overall) of the 2015 First-Year Player Draft  
**2019 Baseball America Ranking (PIT/Tools):** N/A / Best Changeup  
**2019 MLB Pipeline Ranking (PIT):** N/A

## Single-Game Bests/Misc.

- Complete Games**  
N/A
- Shutouts**  
N/A
- Innings (Start)**  
8.2  
5/8/18 vs. Bowie (AA)
- Innings (Relief)**  
3.2  
8/14/16 vs. Reading (AA)
- Hits Allowed**  
10 (2x)  
Last - 6/8/16 @ Erie (AA)
- Earned Runs Allowed**  
7 (2x)  
Last - 5/25/18 @ Harrisburg (AA)
- Home Runs Allowed**  
2 (4x)  
Last - 5/25/18 @ Harrisburg
- Strikeouts**  
9  
7/13/18 vs. Toledo (AAA)
- 10+ Strikeout Games**  
N/A
- Walks**  
7  
6/18/16 vs. Hartford (AA)
- Winning Streak**  
4  
4/13-29/16 (A+)
- Losing Streak**  
4 (2x)  
Last - 7/24-8/27/18 (AAA)

## PERSONAL

- Brandon David Waddell.
- Pitched three years (2013-15) at the University of Virginia (Charlottesville) and won a NCAA National Championship with the Cavaliers his junior season.
- Went 5-5 with a 3.93 ERA (48er/110.0ip) in 19 starts as a junior and was the winning pitcher for the third and deciding game of the College World Series vs. Vanderbilt after allowing two runs in 7.0 innings of work.
- Holds program records in career starts with 53 and was 39-14 for his career.
- 2012 graduate of Clear Lake (Houston, Texas) High School, where he was an All-District first baseman as a senior.
- Was a member of the school's National Honor Society.

## TRANSACTIONS

- Selected by PIT (5th round, 157th overall) in the 2015 First-Year Player Draft.

## 2018

- Entered season ranked as Pittsburgh's No. 19 prospect by *Baseball America*; same publication listed him as having the "Best Changeup" among Pirates farmhands.
- Opened the season with Altoona and went 2-1 with a 2.68 ERA (16er/53.2ip), 43 strikeouts, .206 average against and 1.08 WHIP in nine games (eight starts).
- Had a 1.88 ERA (5er/24.0ip) in four April starts, the ninth-lowest mark in the Eastern League.
- Was one strike away from throwing a complete-game shutout on 5/8 vs. Bowie before allowing a two-out RBI single to former Pirates farmhand Anderson Feliz in the ninth inning, departed with a career-high 8.2 innings en route to his first win of the season.
- At the time of his 5/30 promotion to Indy, he ranked among EL leaders in batting average against (5th), ERA (6th), WHIP (T-6th) and innings pitched (T-10th).
- Went 5-8 with a 4.19 ERA (38er/81.2ip) and 60 punchouts in 19 games (15 starts) for Indianapolis.
- Lasted 1.2 innings in his Triple-A debut on 5/30 vs. Gwinnett, his fourth-shortest career start (2h, 5er, 4bb, 0k).
- Earned his first win with the Tribe on 6/5 at Rochester (5.2ip, 4h, 0r, 2bb, 5k).
- In eight games (four starts) from 5/30-6/29 with Indy, went 2-4 with a 7.84 ERA (18er/20.2ip) while opponents had a .911 OPS against him.
- In his final 11 starts with Indy from 7/4-9/1, owned a 3-4 record, 2.95 ERA (20er/60.1ip) and 46 strikeouts while opponents had a .710 OPS against him.
- Recorded consecutive 7.0-inning performances on 7/4 vs. Louisville (9h, 2r, 2er, 2bb, 3k) and 7/13 vs. Toledo (2h, 0r, 1bb, 9k), leading to him being named International League Pitcher of the Week, the third weekly award of his career.
- Established a new career-high for strikeouts (9) on 7/13.
- Lost a career-high-tying four straight decisions from 7/24-8/27, despite allowing two earned runs or less in five of the seven starts during that span.
- Tied for sixth among Pirates organizational leaders in ERA (3.59).

## 2017

- Entered season ranked as Pittsburgh's No. 17 prospect by *Baseball America*; same publication listed him as having the "Best Changeup" among Pirates farmhands.
- Went 5-3 with a 3.12 ERA (27er/78.0ip) in 18 games (17 starts) across three minor league levels.
- Opened the season with Altoona but hit the DL with a left forearm strain after one start.
- Was activated from the DL on 5/4 and threw 3.0 hitless innings (0r, 1bb, 0k) that night in Akron.
- Tossed five more starts for the Curve before again going on the DL with a left forearm strain on 6/8.
- Began a minor league rehab with GCL Pirates on 7/14 and tossed 3.0 shutout innings at GCL Yankees.

- Minor league rehab was transferred to Short-Season A West Virginia, where he went 1-0 with a 1.00 ERA (1er/9.0ip) and 11 strikeouts in two starts.
- Rejoined Altoona on 7/31 and posted a 3-1 record in seven starts down the stretch, helping the Curve win the EL Western Division.
- On 8/21 at Hartford, he fired a scoreless start in a 2-0 victory (6.0ip, 4h, 0r, 0bb, 4k).
- Started Game 1 of the EL Championship Series at Trenton and pitched the Curve to a 2-1 win (6.0ip, 5h, 0r, 0bb, 6k).
- Won a title with Altoona after the Curve swept Trenton, 3-0.
- Pitched for Glendale in the Arizona Fall League and went 1-0 with a 2.57 ERA (4er/14.0ip) and 15 strikeouts in nine games (one start).

## 2016

- Split the season between High-A Bradenton and Altoona, going 11-9 with a 3.49 ERA (57er/147.0ip) and 120 strikeouts in 27 games (25 starts).
- Went 4-0 with a 0.93 ERA (3er/29.0ip) and 26 strikeouts against just two walks in five starts for the Marauders.
- Florida State League hitters batted a meager .133 against him (13-for-98).
- Was named the FSL Pitcher of the Week on 5/2 after allowing one earned run in two wins, as well as MiLB.com's FSL April Player of the Month after recording four straight wins and 26 punchouts.
- Assigned to Altoona on 5/3 and went 7-9 with a 4.12 ERA (54er/118.0ip) in 22 games (20 starts).
- Won seven consecutive games between Bradenton and Altoona from 4/13-5/15; during that stretch he registered a 1.50 ERA and struck out 34 batters.
- Named EL Pitcher of the Week on 6/27 after notching a career-high eight-strikeout performance (7.0ip).
- In his first season batting, hit .294 (5-for-17) with one RBI.
- Honored as an MiLB.com Organization All-Star following the season.

## 2015

- Made six starts for Short-Season A West Virginia, going 1-1 with a 5.75 ERA (13er/20.1ip).
- Made his professional debut on 8/9 at Williamsport (3.0ip, 3h, 1r, 1er, 1bb, 4k).
- Earned his first pro win on 9/5 at Mahoning Valley (5.0ip, 4h, 1r, 1er, 1bb, 4k).

## AWARDS & HONORS

MiLB.com Organization All-Star (2018, 2016)      EAS Pitcher of the Week (6/27/16)      MiLB.com FSL Player of the Month (4/2016)  
 INT Pitcher of the Week (7/16/18)      FSL Pitcher of the Week (5/2/16)

## CAREER PITCHING STATS

YEAR	TEAM	LG	LVL	ORG	W-L	ERA	G	GS	CG	SHO	SV-SVO	IP	H	R	ER	HR	HB	BB-IBB	SO	AVG	WHIP	
2015	WV Black Bears	NYP	A-	PIT	1-1	5.75	6	0	0	0	0-0	20.1	24	14	13	0	0	7-0	18	276	1.52	
2016	Bradenton	FSL	A+	PIT	4-0	0.93	5	5	0	0	0-0	29.0	13	3	3	1	0	2-0	26	133	0.52	
2016	Altoona	EAS	AA	PIT	7-9	4.12	22	20	0	0	0-0	118.0	122	60	54	9	7	61-1	94	271	1.55	
2017	GCL Pirates	GCL	R	PIT	1-0	0.00	1	0	0	0	0-0	3.0	1	0	0	0	0	0-0	4	100	0.33	
2017	WV Black Bears	NYP	A-	PIT	1-0	1.00	2	2	0	0	0-0	9.0	5	1	1	1	0	3-0	11	167	0.89	
2017	Altoona	EAS	AA	PIT	3-3	3.55	15	0	0	0	0-0	66.0	60	28	26	3	4	27-0	56	240	1.32	
2018	Altoona	EAS	AA	PIT	2-1	2.68	9	8	0	0	0-0	53.2	39	18	16	4	4	19-0	43	206	1.08	
2018	Indianapolis	INT	AAA	PIT	5-8	4.19	19	15	0	0	0-0	81.2	91	42	38	3	2	36-0	60	285	1.56	
					5-8	4.19	19	15	0	0	0-0	81.2	91	42	38	3	2	36-0	60	285	1.56	
					Triple-A Totals																	
					Minor League Totals	24-22	3.57	79	71	0	0	0-0	380.2	355	166	151	21	17	155-1	312	248	1.34



# BLAKE WEIMAN

LHP

**Born:** 11/5/95 in Wheat Ridge, Colo.  
**MLB Debut:** N/A  
**Height/Weight:** 6-3/210  
**Twitter:** N/A

**Opening Day Age:** 23  
**ML Service:** 0.000  
**Bats/Throws:** R/L  
**Instagram:** @blakeygewei

**Acquired:** Selected by PIT in 8th round (238th overall) of the 2017 First-Year Player Draft  
**2019 Baseball America Ranking (PIT):** N/A  
**2019 MLB Pipeline Ranking (PIT):** N/A

## 2018

- Across three levels, went 4-1 with a 2.42 ERA (18r/67.0ip) and 77 strikeouts against just nine walks in 39 total appearances.
- Started the season with Single-A West Virginia and went 1-0 with three saves, a 1.29 ERA (4er/28.0ip), 35 strikeouts and just two walks over 14 relief appearances.
- Threw a career-high 4.0 innings on 5/21 at Columbia (2h, 0r, 0bb, 4k).
- Promoted to High-A Bradenton on 5/30 and made 22 appearances for the Marauders, going 2-1 with two saves and a 3.90 ERA (14er/32.1ip).
- From 5/7-6/18 (10 games: five apiece with the Power and Marauders), he didn't allow a single run (17.2ip, 10h, 2bb, 20k, .387 OPS against).
- Became the first member of the Pirates' 2017 draft class to reach Double-A when he was assigned to Altoona on 8/26.
- Made his Double-A debut on 8/27 vs. Trenton (2.2ip, 1h, 0bb, 1k).
- Picked up first Double-A win in 10-8, division-clinching triumph on 9/2 at Bowie (2.0ip, 0h, 0r, 1bb, 2k).
- Made his first career playoff appearance in Game 1 of the Eastern League Division Series at Akron (2.0ip, 1r).
- Earned the win with a scoreless eighth inning during the Curve's comeback win in Game 3 of the ELDS on 9/7 vs. Akron.
- Held the opposition scoreless in 29 regular-season appearances and surrendered multiple runs in just four outings.
- Lasted 2.0-plus innings in 21 games and allowed runs in only six of those appearances.
- Pitched for Surprise in the Arizona Fall League, where he was named an AFL Rising Star after going 0-1 with one save and a 3.95 ERA (6er/13.2ip) in eight appearances.

## 2017

- Spent his first professional campaign with Short-Season A West Virginia, notching a 4-3 record, one save, a 3.78 ERA (14er/33.1ip) and 35.4 strikeout-to-walk ratio in 21 games for the Black Bears.
- Did not allow a run over his first six outings from 6/26-7/15 (10.0ip, 4h, 1bb, 13k).
- Established a career high for strikeouts in a game with five on 7/18 at Auburn (2.0ip); later matched that high on 8/1 at Wilmington (2.0ip).
- Held left-handed batters to a .224 average (11-for-49) with 17 strikeouts.
- Went 3-1 with a 2.76 ERA (5er/16.1ip) and 16 strikeouts in 10 home appearances.

## Single-Game Bests/Misc.

### Complete Games

N/A

### Shutouts

N/A

### Innings (Start)

N/A

### Innings (Relief)

4.0

5/21/18 @ Columbia (A)

### Hits Allowed

5 (2x)

Last - 7/11/18 vs. Lakewood (A+)

### Earned Runs Allowed

6

7/11/18 vs. Lakewood (A+)

### Home Runs Allowed

1 (7x)

Last - 8/11/18 vs. Tampa (A+)

### Strikeouts

5 (2x)

Last - 8/1/17 @ Wilmington (A-)

### 10+ Strikeout Games

N/A

### Walks

2

7/11/18 vs. Lakewood (A+)

### Winning Streak

3

6/30-7/18/17 (A-)

### Losing Streak

3

8/1-30/17 (A-)

## PERSONAL

- Gerald Blake Weiman.
- Spent three years (2015-17) at the University of Kansas, where he went 5-1 with a 2.80 ERA (14er/45.0ip) while leading the Kansas bullpen with 35 strikeouts in 30 relief appearances as a junior.
- Finished his collegiate career with an overall record of 11-1 with a 2.38 ERA.
- Became the 27th player in Kansas history to be selected in the top 10 rounds of the draft.
- 2014 graduate of Columbine (Colo.) High School, where he was selected to the 2012, 2013 and 2014 Colorado High School Futures All-Star teams.

## TRANSACTIONS

- Selected by PIT (8th round, 238th overall) in the 2017 First-Year Player Draft.

## AWARDS & HONORS

AFL Rising Stars (2018)

## CAREER PITCHING STATS

YEAR	TEAM	LG	LVL	ORG	W-L	ERA	G	GS	CG	SHO	SV-SVO	IP	H	R	ER	HR	HB	BB-IBB	SO	AVG	WHIP
2017	WV Black Bears	NYP	A-	PIT	4-3	3.78	21	0	0	0	1-4	33.1	36	15	14	2	1	4-0	35	.273	1.20
2018	WV Power	SAL	A	PIT	1-0	1.29	14	0	0	0	3-4	28.0	21	5	4	2	1	2-0	35	.212	0.82
2018	Bradenton	FSL	A+	PIT	2-1	3.90	22	0	0	0	2-2	32.1	33	15	14	3	3	6-0	37	.260	1.21
2018	Altoona	EAS	AA	PIT	1-0	0.00	3	0	0	0	0-0	6.2	4	0	0	0	0	1-0	5	.182	0.75
<b>Minor League Totals</b>					<b>8-4</b>	<b>2.87</b>	<b>60</b>	<b>0</b>	<b>0</b>	<b>0</b>	<b>6-10</b>	<b>100.1</b>	<b>94</b>	<b>35</b>	<b>32</b>	<b>7</b>	<b>5</b>	<b>13-0</b>	<b>112</b>	<b>.247</b>	<b>1.07</b>



# ERICH WEISS

INF

**Born:** 9/11/91 in Brenham, Texas  
**MLB Debut:** N/A  
**Height/Weight:** 6-2/200  
**Twitter:** @ErichWeiss6

**Opening Day Age:** 27  
**ML Service:** 0.000  
**Bats/Throws:** L/R  
**Instagram:** @erichweiss

**Acquired:** Selected by PIT in 11th round (329th overall) of the 2013 First-Year Player Draft  
**2019 Baseball America Ranking (PIT):** N/A  
**2019 MLB Pipeline Ranking (PIT):** N/A

## Single-Game Bests/Misc.

- Hits**  
4  
7/19/13 vs. Connecticut (A-)
- Home Runs**  
1 (24x)  
Last - 9/3/18 @ Louisville (AAA)
- RBI**  
7  
8/21/16 @ New Hampshire (AA)
- Runs**  
3 (4x)  
Last - 6/14/16 vs. New Hampshire (AA)
- Stolen Bases**  
2 (3x)  
Last - 6/23/15 @ Charlotte (A+)
- Walks**  
4  
6/5/14 @ Hickory (A)
- Hit Streak**  
12  
5/14-29/16 (AA)
- Grand Slams**  
1  
4/13/14 vs. Lexington (A)
- Multi-home Games**  
N/A

## PERSONAL

- Erich Collins Weiss, is engaged to Tiffany Nguyen.
- Played three years of baseball (2011-13) at the University of Texas, where he hit .299 (53-for-177) with seven doubles, three triples, one home run and 24 RBI in 49 games as a junior.
- Took home All-Big 12 first-team honors after batting .350 with five home runs and 38 RBI as a sophomore.
- Earned Louisville Slugger/Collegiate Baseball Freshman All-Americans honor after hitting .348 in 68 games in 2011.
- 2010 graduate of Brenham (Texas) High School.
- Father played in 22 games for the Los Angeles Dodgers from 1980-81 after a collegiate career at Blinn College and the University of Houston.

## TRANSACTIONS

- Selected by PIT (11th round, 329th overall) in the 2013 First-Year Player Draft.

## 2018

- Was on Indianapolis' Opening Day roster for a second straight year and hit a career-low .234 (51-for-218) with five homers, a team-leading four triples, 11 doubles and 21 RBI in 76 games.
- Eleven of his 21 RBI for the Tribe came with two outs, including the tying and game-winning runs on a two-out double in the bottom of the ninth on 5/3 vs. Gwinnett.
- Placed on the DL with a right hip flexor strain on 7/3 and eventually played three rehab games with Short-Season A West Virginia, where he went 3-for-13 (.231) with two doubles.
- Also brought home the game-winning run with an infield single in the top of the seventh in a game of a doubleheader on 7/29 vs. Buffalo at Victory Field.
- Tied with Jordan Luplow for the most base hits (3) as a pinch hitter for the Indians.
- Made 40 starts at first base (21-19), one start at second (1-0) and 15 starts as Indy's designated hitter (6-9), with the team going 28-28 overall when he was in the starting lineup.
- Batted .281 (.181-for-64) with seven XBH and 10 RBI in 23 day games; hit .214 (33-for-154) with 13 XBH and 11 RBI in 53 night contests.

## 2017

- Was on Indianapolis' Opening Day roster and hit .274 (91-for-332) with 23 doubles, six home runs and 43 RBI in 104 games.
- Notched a 24-game on-base streak from 6/16-7/17, during which he hit .309 (25-for-81); his on-base streak tied with teammate Jacob Stallings for the longest by a Tribe player in 2017.
- In 18 games from 6/18-7/23, he batted .356 (21-for-59), the second-highest average in the International League during that stretch (.364, Scranton/W-B's Jake Cave).
- Hit his first career Triple-A home run on 6/23 at Louisville; three of his six blasts on the year came against the Bats.
- Earned his first career Player of the Week honor on 8/28 after batting .462 (12-for-26) with three home runs, four doubles, eight RBI and nine runs scored in seven games from 8/21-27.
- Hit .338 (25-for-74) with 12 XBH and 15 RBI in 25 games during the month of August.
- Honored as Indy's Gold Glove Award winner; recorded a .984 fielding percentage (6 errors in 365 total chances) between first, second and third base.
- Batted a team-best .375 (6-for-16) with two doubles and three RBI in four playoff games.
- Set career highs in slugging percentage (.422) and OPS (.774) while matching his career-high home run total.
- Hit .311 (51-for-164) with 23 XBH in 52 home games.
- Indianapolis posted a 54-36 record in his 90 starts.
- Batted everywhere except cleanup in Indy's lineup.

## 2016

- Spent the entire season with Double-A and finished with a .276 average (126-for-456) while setting career highs in home runs (6), doubles (24), triples (9) and RBI (65).
- His nine triples were second most among Pirates farmhands and third in the Eastern League.
- Posted a career-high 12-game hitting streak from 5/14-29.
- Had multi-hit contests in five of seven games from 6/18-27.
- Had a career-best seven-RBI game on 8/21 at New Hampshire, falling a single shy of the cycle.
- Hit .314 (66-for-210) in 60 home games; batted .244 (60-for-246) on the road with five of his six home runs coming in 67 contests away from home.
- Named Altoona's Iron Man of the Year after appearing in a team-high 127 games.

## 2015

- Hit a combined .277 (134-for-484) with 21 doubles, three home runs and 63 RBI in 129 games between High-A Bradenton and Altoona.
- Began the campaign with Bradenton and hit .285 (106-for-372) in 98 games, driving in 49 runs and slugging three home runs.
- Ranked second in the Florida State League in on-base percentage (.362) and eighth in batting average in his only season with the Marauders.
- Was named to the FSL postseason All-Star Team.
- Finished the season tied for fourth among Pittsburgh minor leaguers in games played.
- Played his last 31 games of the season with Altoona, hitting .250 (28-for-112) with five XBH and 14 RBI.

## 2014

- Posted career highs in batting average (.287, 133-for-463), walks (60) and stolen bases (21) in a career-most 130 games with Single-A West Virginia.
- Hit his only career grand slam vs. Lexington on 4/13, which happened to be an inside-the-parker.
- Hit .474 (18-for-38) during an 11-game hit streak from 4/6-16.
- Led all South Atlantic League second basemen in double plays turned (67).
- Tied for second among Pirates farmhands in games played.
- Selected to the SAL midseason All-Star team after batting .307 (70-for-228) with 17 XBH, 20 RBI and 40 runs scored in 66 first-half games.

## 2013

- Hit .273 (33-for-121) with seven doubles and 10 RBI in 41 games with Short-Season A Jamestown.
- Began his minor league career by hitting .377 (23-for-61) in his first 18 games in the month of July.
- Named to the New York-Penn League midseason All-Star team.

## AWARDS & HONORS

Indianapolis Gold Glove Award (2017)      MLB.com Organization All-Star (2016, 2014)      FSL All-Star (Post, 2015)      NYPL All-Star (Mid, 2013)  
 INT Player of the Week (8/28/17)      EAS All-Star (Post, 2016)      SAL All-Star (Mid, 2014)

## CAREER BATTING STATS

YEAR	TEAM	LG	LVL	ORG	AVG	G	AB	R	H	2B	3B	HR	RBI	BB	IBB	SO	SB	CS	OBP	SLG	OPS	SF	SAC	HBP	GIDP
2013	Jamestown	NYP	A-	PIT	.273	41	121	21	33	7	2	0	10	13	1	40	4	2	.348	.364	.712	2	3	2	4
2014	WV Power	SAL	A	PIT	.287	130	463	72	133	22	4	4	48	60	5	117	21	12	.378	.378	.756	4	3	10	10
2015	Bradenton	FSL	A+	PIT	.285	98	372	46	106	17	2	3	49	41	2	70	11	4	.362	.366	.728	4	5	6	5
2015	Altoona	EAS	AA	PIT	.250	31	112	15	28	4	1	0	14	8	1	22	4	2	.290	.304	.594	4	0	0	3
2016	Altoona	EAS	AA	PIT	.276	127	456	56	126	24	9	6	65	49	1	90	6	3	.352	.408	.760	2	8	5	9
2017	Indianapolis	INT	AAA	PIT	.274	104	332	50	91	23	4	6	43	38	0	67	6	2	.353	.422	.775	3	0	4	8
2018	West Virginia	NYP	A-	PIT	.231	3	13	2	3	2	0	0	0	0	0	5	1	0	.231	.385	.615	0	0	0	0
2018	Indianapolis	INT	AAA	PIT	.234	76	218	26	51	11	4	5	21	15	0	54	1	0	.292	.390	.682	0	0	3	2
<b>Triple-A Totals</b>					<b>.258</b>	<b>180</b>	<b>550</b>	<b>76</b>	<b>142</b>	<b>34</b>	<b>8</b>	<b>11</b>	<b>64</b>	<b>53</b>	<b>0</b>	<b>121</b>	<b>7</b>	<b>2</b>	<b>.330</b>	<b>.409</b>	<b>.739</b>	<b>3</b>	<b>0</b>	<b>7</b>	<b>10</b>
<b>Minor League Totals</b>					<b>.274</b>	<b>610</b>	<b>2087</b>	<b>288</b>	<b>571</b>	<b>110</b>	<b>26</b>	<b>24</b>	<b>244</b>	<b>224</b>	<b>0</b>	<b>465</b>	<b>54</b>	<b>25</b>	<b>.350</b>	<b>.386</b>	<b>.735</b>	<b>19</b>	<b>19</b>	<b>30</b>	<b>41</b>





# INTL. LEAGUE & OPPONENTS

## GOVERNORS' CUP CHAMPIONSHIP TROPHY

The original Governors' Cup Trophy was created in 1933 and now resides proudly in the National Baseball Hall of Fame and Museum in Cooperstown. This second rendition of the trophy was created by the directors of the International League to carry on this proud tradition of excellence.



1900	1901	1902	1903
1904	1905	1906	1907
1908	1909	1910	1911
1912	1913	1914	1915
1916	1917	1918	1919
1920	1921	1922	1923
1924	1925	1926	1927
1928	1929	1930	1931
1932	1933	1934	1935
1936	1937	1938	1939
1940	1941	1942	1943
1944	1945	1946	1947
1948	1949	1950	1951
1952	1953	1954	1955
1956	1957	1958	1959
1960	1961	1962	1963
1964	1965	1966	1967
1968	1969	1970	1971
1972	1973	1974	1975
1976	1977	1978	1979
1980	1981	1982	1983
1984	1985	1986	1987
1988	1989	1990	1991
1992	1993	1994	1995
1996	1997	1998	1999
2000	2001	2002	2003
2004	2005	2006	2007
2008	2009	2010	2011
2012	2013	2014	2015
2016	2017	2018	2019
2020	2021	2022	2023

# INTERNATIONAL LEAGUE

## MINOR LEAGUE BASEBALL, TRIPLE-A LEVEL

International League Offices  
 55 S. High Street, Suite 202  
 Dublin, OH 43017  
 Phone: (614) 791-9300  
 ILbaseball.com  
 @TripleABaseball



**RANDY MOBLEY**  
*International League  
 President*

President/Treasurer ..... Randy A. Mobley  
 Vice President ..... Ken Young  
 League Administrator ..... Chris Sprague  
 Corporate Secretary ..... Max Schumacher

Media Relations ..... Chris Sprague, (614) 791-9300  
 Contact Email ..... office@ilbaseball.com

### 2019 PLAYOFF FORMAT

West Division champion will play South Division champion in best-of-five series, while North Division champion will face the Wild Card club (the non-division winner with the highest winning percentage). Winners will meet in best-of-five Governors' Cup Finals for league championship.

### LEAGUE INFO

**Years Active:**  
 1884-Present

**2019 Open/Close:**  
 April 4/Sept. 2

**Roster Limits:**  
 25 active players for  
 duration of season

### 2019 DIVISIONAL ALIGNMENT

#### IL West

Columbus Clippers (CLE)  
 Indianapolis Indians (PIT)  
 Louisville Bats (CIN)  
 Toledo Mud Hens (DET)

#### IL South

Charlotte Knights (CWS)  
 Durham Bulls (TB)  
 Gwinnett Stripers (ATL)  
 Norfolk Tides (BAL)

#### IL North

Buffalo Bisons (TOR)  
 Lehigh Valley IronPigs (PHI)  
 Pawtucket Red Sox (BOS)  
 Rochester Red Wings (MIN)  
 Scranton/W-B RailRiders (NYY)  
 Syracuse Mets (NYM)

### 32nd ANNUAL TRIPLE-A ALL-STAR GAME

2019 Triple-A All-Star Game	Year	Result	Location
July 10, 7:00 p.m. ET	2018	PCL 12, IL 7	Columbus, Ohio
IL vs. PCL	2017	PCL 6, IL 4	Tacoma, Wash.
Southwest University Park (El Paso)	2016	IL 4, PCL 2	Charlotte, N.C.
	2015	IL 4, PCL 3	Omaha, Neb.
	2014	IL 7, PCL 3	Durham, N.C.
<i>Media Day</i>	2013	IL 4, PCL 3	Reno, Nev.
July 9, 2019	2012	PCL 3, IL 0	Buffalo, N.Y.
	2011	IL 3, PCL 0	Salt Lake City, Utah
<i>2019 Triple-A Home Run Derby</i>	2010	IL 2, PCL 1	Allentown, Pa.
July 8, 2019	2009	IL 6, PCL 5	Portland, Ore.
	2008	PCL 6, IL 5	Louisville, Ky.
	2007	IL 7, PCL 5	Albuquerque, N.M.
	2006	IL 6, PCL 0	Toledo, Ohio
	2005	PCL 11, IL 5	Sacramento, Calif.
	2004	IL 4, PCL 3	Pawtucket, R.I.
	2003	IL 13, PCL 9	Memphis, Tenn.
	2002	PCL 5, IL 0	Oklahoma City, Okla.
	2001	PCL 9, IL 5	Indianapolis, Ind.
	2000	PCL 8, IL 2	Rochester, N.Y.
	1999	PCL 9, IL 5	New Orleans, La.
	1998	IL 8, PCL 4	Norfolk, Va.

IL leads PCL, 12-9



# INTERNATIONAL LEAGUE

## 14th ANNUAL TRIPLE-A NATIONAL CHAMPIONSHIP

### 2019 Triple-A National Championship

Sept. 17, 8:00 p.m. ET  
 IL Champion vs. PCL Champion  
 AutoZone Park (Memphis)



Year	Result	Location
2018	Memphis 14, Durham 4	Columbus, Ohio
2017	Durham 5, Memphis 3	Moosic, Pa.
2016	Scranton/W-B 3, El Paso 1	Memphis, Tenn.
2015	Fresno 7, Columbus 0	El Paso, Texas
2014	Omaha 4, Pawtucket 2	Charlotte, N.C.
2013	Omaha 2, Durham 1	Allentown, Pa.
2012	Reno 10, Pawtucket 3	Durham, N.C.
2011	Columbus 8, Omaha 3	Albuquerque, N.M.
2010	Columbus 12, Tacoma 6	Oklahoma City, Okla.
2009	Durham 5, Memphis 4	Oklahoma City, Okla.
2008	Sacramento 4, Scranton/W-B 1	Oklahoma City, Okla.
2007	Sacramento 7, Richmond 1	Oklahoma City, Okla.
2006	Tucson 5, Toledo 2	Oklahoma City, Okla.

## YEAR-BY-YEAR DIVISIONAL RESULTS (SINCE 1998)

Year	IL West	IL South	IL North	Overall Record
2018	36-33	14-19	23-15	73-67
2017	38-32	21-12	20-19	79-63
2016	35-40	18-13	17-21	70-74
2015	35-34	22-15	26-12	83-61
2014	33-31	16-16	24-24	73-71
2013	36-28	18-14	26-22	80-64
2012	42-22	20-12	27-21	89-55
2011	30-34	16-16	30-18	76-68
2010	29-35	16-16	26-22	71-73
2009	29-35	17-15	24-23	70-73
2008	27-37	20-12	21-27	68-76
2007	19-29	25-22	26-22	70-73
2006	22-26	28-18	26-22	76-66
2005	21-27	30-18	27-21	78-66
2004	29-19	22-26	15-33	66-78
2003	20-27	22-26	22-25	64-78
2002	24-24	24-24	19-28	67-76
2001	23-25	22-26	21-27	66-78
2000	35-13	28-20	18-30	81-63
1999	25-23	22-26	28-20	75-69
1998	32-16	22-26	22-25	76-67
<b>Totals</b>	<b>620-590 (.512)</b>	<b>443-392 (.531)</b>	<b>488-477 (.506)</b>	
Best (by pct.)	35-13 (.729)	21-12 (.636)	26-12 (.684)	
Worst (by pct.)	19-29 (.396)	14-19 (.424)	15-33 (.313)	

ORGANIZATION

2019 INDIANS

IL & OPPONENTS

2018 REVIEW

PIRATES

HISTORY

GENERAL

# BUFFALO BISON

**AFFILIATE OF THE TORONTO BLUE JAYS SINCE 2013**

International League North  
 One James D. Griffin Plaza  
 Buffalo, NY 14203  
 Phone: (716) 846-2000  
 Bisons.com



@BuffaloBisons  
 Owner & President ..... Robert E. Rich, Jr.  
 Vice President & General Manager ..... Mike Buczkowski

Field Manager (Since) ..... Bobby Meacham (2017)  
 Pitching Coach ..... Doug Mathis  
 Hitting Coach ..... Corey Hart  
 Position Coach ..... Devon White

Director of Marketing & Media Relations ..... Brad Bisbing, (716) 846-2019  
 Contact Email ..... bbisbing@bisons.com  
 Media Relations Manager ..... Pat Malacaro, (716) 481-6804  
 Contact Email ..... pmalacaro@bisons.com

## 2018 RESULTS (INDIANS WON SERIES, 5-2)

Date	Site	W/L	Score
4/12	BUF	W	2-1
4/13	BUF	L	11-1

Date	Site	W/L	Score
7/27 (1)	IND	W	4-3 (7)
*7/27 (2)	IND	W	6-3 (7)
7/28	IND	W	6-4
7/29 (1)	IND	L	2-1 (7)
*7/29 (2)	IND	W	2-0 (7)

\*Indians Played as Away Team



**BOBBY MEACHAM**

**3rd season, BUF**  
 126-153 (.452)

**4th season, Triple-A**  
 184-236 (.438)

## TOR SYSTEM

### Top 10 Prospects

- (by Baseball America)
- Vladimir Guerrero Jr., 3b
  - Bo Bichette, ss
  - Danny Jansen, c
  - Eric Pardo, rhp
  - Jordan Groshans, ss/3b
  - Nate Pearson, rhp
  - Kevin Smith, ss/3b
  - Sean Reid-Foley, rhp
  - Cavan Biggio, 2b/3b
  - Miguel Hiraldo, ss

### In BA's Top 100

- Vladimir Guerrero Jr. (#1)  
 Bo Bichette (#8)  
 Danny Jansen (#42)  
 Nate Pearson (#70)  
 Eric Pardo (#84)  
 Jordan Groshans (#89)  
 Kevin Smith (#91)

## YEAR-BY-YEAR SERIES RESULTS (SINCE 1998)

Year	Home	Road	Totals	Year	Home	Road	Totals	Year	Home	Road	Totals
1998	1-3	1-3	2-6	2005	3-1	2-2	5-3	2012	2-2	3-1	5-3
1999	0-4	2-2	2-6	2006	3-1	3-1	6-2	2013	3-1	2-2	5-3
2000	1-3	2-2	3-5	2007	3-1	2-2	5-3	2014	3-1	1-3	4-4
2001	2-2	3-1	5-3	2008	2-2	2-2	4-4	2015	2-1	3-0	5-1
2002	2-2	2-2	4-4	2009	2-2	3-1	5-3	2016	0-3	1-2	1-5
2003	1-3	0-3	1-6	2010	3-1	3-1	6-2	2017	2-1	1-2	3-3
2004	1-3	1-3	2-6	2011	3-1	3-1	6-2	2018	2-1	3-1	5-2

## SERIES FACTS & CLUB INFO

<b>Record Since 1998</b> .....	84-76 (.525)	<b>Team, Years in IL</b> .....	In 106th season
<b>At Indianapolis</b> .....	41-39 (.512)	<b>IL Titles (Last)</b> .....	6 (2004)
<b>At Buffalo</b> .....	43-37 (.537)	<b>Ballpark (Since)</b> .....	Sahlen Field (1988)
<b>Margin of Victory</b> .....	11 runs	<b>Capacity</b> .....	16,907
<i>1x, Last:</i> .....	6/25/99 (12-1 at BUF)	<b>Dimensions</b> .....	LF-325, CF-404, RF-325
<b>Margin of Defeat</b> .....	13 runs	<b>Home Radio Station</b> .....	ESPN 1520 AM
<i>1x, Last:</i> .....	6/9/11 (15-2 at BUF)	<b>Broadcast</b> .....	Pat Malacaro, Duke McGuire
<b>Sweeps (4G or More)</b> .....	0 (Indians)	<b>Indians Hotel</b> .....	Hyatt Regency Buffalo
<i>0x, Last:</i> .....	N/A	<b>Address</b> .....	Two Fountain Plaza, Buffalo, NY
<b>Sweeps (4G or More)</b> .....	1 (Bisons)	<b>Phone</b> .....	(716) 855-4952
<i>1x, Last:</i> .....	7/19-22, 1999 (at IND)		

## 2019 SCHEDULE (Site)


6/11-13 .... IND

6/18-20 .... BUF

# CHARLOTTE KNIGHTS

**AFFILIATE OF THE CHICAGO WHITE SOX SINCE 1999**

International League South  
324 South Mint St.  
Charlotte, NC 28202  
Phone: (704) 274-8300  
CharlotteKnights.com  
@KnightsBaseball



**MARK GRUDZIELANEK**

**3rd season, CHA**  
125-156 (.445)

**3rd season, Triple-A**  
125-156 (.445)

**CWS SYSTEM**

**Top 10 Prospects**

*(by Baseball America)*

1. Eloy Jimenez, of
2. Michael Kopech, rhp
3. Dylan Cease, rhp
4. Nick Madrigal, 2b
5. Luis Robert, of
6. Micker Adolfo, of
7. Dane Dunning, rhp
8. Blake Rutherford, of
9. Luis Gonzalez, of
10. Steele Walker, of

**In BA's Top 100**

- Eloy Jimenez (#3)
- Michael Kopech (#21)
- Dylan Cease (#38)
- Nick Madrigal (#43)
- Luis Robert (#76)

Chief Operating Officer..... Dan Rajkowski  
General Manager..... Rob Egan

Field Manager (Since)..... Mark Grudzielanek (2017)  
Pitching Coach..... Steve McCatty  
Hitting Coach..... Frank Menecchino  
Coach..... Guillermo Quiroz

Director of Media Relations..... Tommy Viola, (704) 274-8203  
Contact Email..... tommyv@charlotteknights.com

**2018 RESULTS (INDIANS LOST SERIES, 4-6)**

Date	Site	W/L	Score
4/20	IND	W	4-1
4/21	IND	W	7-2
4/22	IND	L	7-2
5/25	CHA	L	2-1
5/26	CHA	W	6-2
5/27	CHA	L	4-3
5/28	CHA	L	7-5

Date	Site	W/L	Score
7/20	CHA	L	6-5 (10)
7/21	CHA	L	5-4
7/22	CHA	W	6-4 (11)

**YEAR-BY-YEAR SERIES RESULTS (SINCE 1998)**

Year	Home	Road	Totals	Year	Home	Road	Totals	Year	Home	Road	Totals
1998	6-0	1-5	7-5	2005	5-1	3-3	8-4	2012	1-3	2-2	3-5
1999	4-2	4-2	8-4	2006	2-4	4-2	6-6	2013	2-2	1-3	3-5
2000	1-5	2-4	3-9	2007	4-2	3-3	7-5	2014	0-4	3-1	3-5
2001	4-2	1-5	5-7	2008	3-1	1-3	4-4	2015	3-0	3-4	6-4
2002	4-3	5-0	9-3	2009	3-1	2-2	5-3	2016	4-0	2-1	6-1
2003	4-2	0-6	4-8	2010	3-1	3-1	6-2	2017	3-0	2-1	5-1
2004	3-3	2-4	5-7	2011	3-1	2-2	5-3	2018	2-1	2-5	4-6

**SERIES FACTS & CLUB INFO**

**All-Time Record** ..... 112-97 (.536)  
**At Indianapolis**..... 64-38 (.627)  
**At Charlotte** ..... 48-59 (.449)

**Team, Years in IL** ..... In 27th season  
**IL Titles (Last)** ..... 2 (1999)

**Ballpark (Since)**..... BB&T Ballpark (2014)  
**Capacity**..... 10,200  
**Dimensions** ..... LF-330, CF-400, RF-315

**Home Radio Station**..... ESPN Charlotte - 730 AM  
**Broadcast** ..... Matt Swierad

**Margin of Victory**..... 16 runs  
*1x, Last:*..... 5/6/04 (19-3 at IND)

**Margin of Defeat**..... 12 runs  
*1x, Last:*..... 6/21/15 (13-1 at CHA)

**Sweeps (4G or More)**..... 3 (Indians)  
*3x, Last:*..... 7/21-24, 2016 (at IND)

**Sweeps (4G or More)**..... 3 (Knights)  
*3x, Last:*..... 7/21-24, 2014 (at IND)

**Indians Hotel** ..... Doubletree by Hilton Charlotte  
**Address**..... 895 West Trade Street, Charlotte, NC  
**Phone**..... (704) 347-0070

**2019 SCHEDULE (Site)**

4/11-14 .... IND  
5/28-30 .... IND

4/26-28 .... CHA

ORGANIZATION

2019 INDIANS

IL & OPPONENTS

2018 REVIEW

PIRATES

HISTORY

GENERAL

# COLUMBUS CLIPPERS

**AFFILIATE OF THE CLEVELAND INDIANS SINCE 2009**


International League West  
330 Huntington Park Lane  
Columbus, OH 43215  
Phone: (614) 462-5250  
ClippersBaseball.com  
@CLBClippers



President & General Manager.....Ken Schnacke  
Assistant General Manager.....Mark Warren

Field Manager (Since).....Tony Mansolino (2019)  
Pitching Coach.....Rigo Beltran  
Hitting Coach.....Andy Tracy  
Bench Coach.....Kyle Hudson

Assistant Director of Media Relations.....Anthony Slosser, (614) 722-1134  
Contact Email.....aslosser@clippersbaseball.com



**Tony Mansolino**

1st season, COL

N/A

1st season, Triple-A

N/A

## CLE SYSTEM

### Top 10 Prospects

(by Baseball America)

1. Triston McKenzie, rhp
2. Nolan Jones, 3b
3. Tyler Freeman, ss
4. Bo Naylor, c
5. George Valera, of
6. Sam Hentges, lhp
7. Bobby Bradley, 1b
8. Luis Oviedo, rhp
9. Brayan Rocchio, ss
10. Ethan Hankins, rhp

### In BA's Top 100

- Triston McKenzie (#44)  
Nolan Jones (#96)

## 2018 RESULTS (INDIANS LOST SERIES, 12-13)

Date	Site	W/L	Score	Date	Site	W/L	Score
4/6	IND	L	11-4	6/28	COL	L	5-3
4/7	IND	W	10-0	6/29	COL	L	10-6
4/8	IND	W	5-3	6/30	COL	L	10-9
4/27	COL	W	17-5	7/1	COL	L	8-3
4/28	COL	L	8-0	7/6	IND	W	5-2
4/29	COL	L	4-2	7/7	IND	W	7-0
5/11	IND	L	8-6	7/8	IND	W	5-4
5/12	IND	W	2-1	7/30	COL	W	4-2
5/13	IND	W	12-7	7/31	COL	L	10-9 (12)
6/15	COL	L	5-4	8/1	COL	W	5-4
6/16	COL	L	10-4	8/21	IND	L	4-3 (10)
6/17	COL	W	6-3	8/22	IND	L	2-1
				8/23	IND	W	8-6

## YEAR-BY-YEAR SERIES RESULTS (SINCE 1988)

Year	Home	Road	Totals	Year	Home	Road	Totals	Year	Home	Road	Totals
1988	2-0	2-1	4-1	2003	4-4	2-6	6-10	2012	6-5	4-6	10-11
1989	2-1	2-1	4-2	2004	5-3	3-5	8-8	2013	4-7	8-3	12-10
1990	1-1	0-3	1-4	2005	1-7	4-4	5-11	2014	5-5	8-3	13-8
1991	1-2	0-2	1-4	2006	5-3	3-5	8-8	2015	5-4	5-7	10-11
1998	7-1	4-4	11-5	2007	5-3	3-5	8-8	2016	5-6	6-8	11-14
1999	3-5	3-5	6-10	2008	5-5	3-8	8-13	2017	3-6	7-6	10-12
2000	6-2	6-2	12-4	2009	6-4	5-6	11-10	2018	8-4	4-9	12-13
2001	6-2	2-6	8-8	2010	4-7	4-6	8-13				
2002	4-4	4-4	8-8	2011	4-6	4-7	8-13				

## SERIES FACTS & CLUB INFO

Record Since 1988.....	203-219 (.481)	Team, Years in IL.....	In 59th season
At Indianapolis.....	107-97 (.525)	IL Titles (Last).....	10 (2015)
At Columbus.....	96-122 (.440)	Ballpark (Since).....	Huntington Park (2009)
Margin of Victory.....	20 runs	Capacity.....	10,100
1x, Last:.....	7/6/17 (21-1 at COL)	Dimensions.....	LF-325, CF-400, RF-318
Margin of Defeat.....	16 runs	Home Radio Station.....	WMNI 95.1 FM and 920 AM
1x, Last:.....	8/5/03 (17-1 at IND)	Broadcast.....	Scott Leo, Ryan Mitchell
Sweeps (4G or More).....	2 (Indians)	Indians Hotel.....	Crowne Plaza Downtown Columbus
2x, Last:.....	4/4-6, 2014 (at COL)	Address.....	33 E. Nationwide Blvd., Columbus, OH
Sweeps (4G or More).....	3 (Clippers)	Phone.....	(614) 461-4100
3x, Last:.....	6/28-7/1, 2018 (at COL)		

## 2019 SCHEDULE (Site)

4/4-7 ..... COL	4/29-5/1... IND	5/24-27 ... COL	6/26-27 ... IND	7/11-14 ..... COL
7/29-30 ... IND	8/2-4 ..... IND	8/30-31 ... IND		

# DURHAM BULLS

**AFFILIATE OF THE TAMPA BAY RAYS SINCE 1998**

International League South  
409 Blackwell Street  
Durham, NC 27702  
Phone: (919) 687-6500  
DurhamBulls.com  
@DurhamBulls



**BRADY WILLIAMS**

1st season, DUR  
N/A

1st season, Triple-A  
N/A

Vice President, Capitol Sports ..... George Habel  
Vice President, Baseball Operations..... Mike Birling

Field Manager (Since) ..... Brady Williams (2019)  
Pitching Coach ..... Rick Knapp  
Bench Coach ..... Dan DeMent  
Third Base Coach..... Quinton McCracken

Director of Communications ..... Matt Sutor, (919) 687-6574  
Contact Email ..... msutor@durhambulls.com

## 2018 RESULTS (INDIANS LOST SERIES, 2-4)

Date	Site	W/L	Score
5/18	DUR	L	12-3
5/19	DUR	L	10-7
5/20	DUR	W	9-2

Date	Site	W/L	Score
6/22	IND	L	6-1
6/23	IND	W	7-6 (10)
6/24	IND	L	2-1

## TB SYSTEM

### Top 10 Prospects

(by Baseball America)

1. Wander Franco, ss
2. Brent Honeywell, rhp
3. Brendan McKay, lhp/1b
4. Ronaldo Hernandez, c
5. Matthew Liberatore, lhp
6. Jesus Sanchez, of
7. Vidal Brujan, 2b
8. Brandon Lowe, 2b/of
9. Nate Lowe, 1b
10. Moises Gomez, of

### In BA's Top 100

- Wander Franco (#4)
- Brent Honeywell (#23)
- Brendan McKay (#47)
- Ronaldo Hernandez (#56)
- Matthew Liberatore (#58)
- Jesus Sanchez (#62)
- Vidal Brujan (#64)
- Brandon Lowe (#93)
- Nate Lowe (#97)

## YEAR-BY-YEAR SERIES RESULTS (SINCE 1998)

Year	Home	Road	Totals	Year	Home	Road	Totals	Year	Home	Road	Totals
1998	1-5	1-5	2-10	2005	5-1	4-2	9-3	2012	3-1	3-1	6-2
1999	3-3	2-4	5-7	2006	5-1	3-3	8-4	2013	2-2	1-3	3-5
2000	5-1	3-3	8-4	2007	3-3	2-4	5-7	2014	2-2	2-2	4-4
2001	5-1	2-4	7-5	2008	3-1	2-2	5-3	2015	4-2	2-2	6-4
2002	3-3	3-3	6-6	2009	3-1	2-2	5-3	2016	2-1	2-1	4-2
2003	4-2	1-5	5-7	2010	2-2	1-3	3-5	2017	3-4	1-2	4-6
2004	4-2	1-5	5-7	2011	1-3	2-2	3-5	2018	1-2	1-2	2-4

## SERIES FACTS & CLUB INFO

All-Time Record .....105-103 (.505)	Team, Years in IL .....In 22nd season
At Indianapolis.....64-43 (.598)	IL Titles (Last) ..... 6 (2018)
At Durham.....41-60 (.406)	
Margin of Victory .....11 runs	Ballpark (Since).....DBAP (1995)
2x, Last: .....4/25/16 (12-1 at DUR)	Capacity.....10,000
Margin of Defeat.....12 runs	Dimensions .....LF-305, CF-400, RF-325
3x, Last: .....7/22/07 (13-1 at IND)	
Sweeps (4G or More) ..... 0 (Indians)	Home Radio Station .....99.3 FM and 96.5 FM The Buzz
0x, Last: .....N/A	Broadcast .....Patrick Kinas
Sweeps (4G or More) ..... 1 (Bulls)	Indians Hotel .....Millenium Hotel Durham
1x, Last: .....8/7-10, 1998 (at IND)	Address .....2800 Campus Walk Ave., Durham, NC
	Phone.....(919) 382-5054

7/19-21 .... IND

2019 SCHEDULE (Site)

8/9-11.....DUR


# GWINNETT STRIPERS

AFFILIATE OF THE ATLANTA BRAVES SINCE 1966\*

International League South  
2500 Buford Drive  
Lawrenceville, GA 30043  
Phone: (678) 277-0300  
GoStripers.com  
@GoStripers



\*Moved from Richmond to Gwinnett in 2009



**DAMON BERRYHILL**

**3rd season, GWN**  
141-140 (.502)

**5th season, Triple-A**  
290-277 (.511)

Vice President & General Manager ..... Adam English  
Assistant General Manager ..... Erin O'Donnell

Field Manager (Since) ..... Damon Berryhill (2017)  
Pitching Coach ..... Mike Maroth  
Hitting Coach ..... Bobby Magallanes  
Coach ..... Einer Diaz

Media Relations Manager ..... Dave Lezotte, (678) 277-0320  
Contact Email ..... dave.lezotte@braves.com

## 2018 RESULTS (INDIANS LOST SERIES, 3-8)

Date	Site	W/L	Score
5/3	IND	W	3-2
5/4	IND	L	4-3
5/5	IND	W	4-2
5/6	IND	L	4-1 (5)
5/29	IND	L	3-2 (10)
5/30	IND	L	11-4
5/31	IND	L	3-0

Date	Site	W/L	Score
7/16	GWN	L	4-3
7/17	GWN	L	7-2
7/18	GWN	L	4-2
7/19	GWN	W	10-3

## ATL SYSTEM Top 10 Prospects

(by Baseball America)

1. Austin Riley, 3b
2. Ian Anderson, rhp
3. Mike Soroka, rhp
4. Kyle Wright, rhp
5. Touki Toussaint, rhp
6. Bryse Wilson, rhp
7. Drew Waters, of
8. Cristian Pache, of
9. William Contreras, c
10. Luiz Gohara, lhp

## In BA's Top 100

- Austin Riley (#22)
- Ian Anderson (#24)
- Mike Soroka (#25)
- Kyle Wright (#39)
- Touki Toussaint (#53)
- Bryse Wilson (#80)
- Drew Waters (#83)
- Cristian Pache (#85)

## YEAR-BY-YEAR SERIES RESULTS (SINCE 2009)

Year	Home	Road	Totals	Year	Home	Road	Totals
2009	1-3	1-3	2-6	2014	3-1	2-2	5-3
2010	2-2	2-2	4-4	2015	3-1	1-3	4-4
2011	2-2	2-2	4-4	2016	2-1	3-4	5-5
2012	2-2	4-0	6-2	2017	2-1	4-3	6-4
2013	4-0	1-3	5-3	2018	2-5	1-3	3-8

## SERIES FACTS & CLUB INFO

All-Time Record ..... 44-43 (.506)	Team, Years in IL ..... In 11th season
At Indianapolis ..... 23-18 (.561)	IL Titles (Last) ..... 0 (N/A)
At Stripers ..... 21-25 (.457)	Ballpark (Since) ..... Coolray Field (2009)
Margin of Victory ..... 10 runs	Capacity ..... 10,427
1x, Last: ..... 7/20/17 (11-1 at GWN)	Dimensions ..... LF-335, CF-400, RF-335
Margin of Defeat ..... 9 runs	Home Radio Station ..... 97.7 FM The Other Side of the River
2x, Last: ..... 7/26/16 (11-2 at GWN)	Broadcast ..... Tony Schiavone
Sweeps (4G or More) ..... 2 (Indians)	Indians Hotel ..... Courtyard Marriott
2x, Last: ..... 4/27-30, 2013 (at IND)	Address ..... 1405 Mall of Georgia Blvd., Buford, GA
Sweeps (4G or More) ..... 0 (Braves)	Phone ..... (678) 745-3380
0x, Last: ..... N/A	

## 2019 SCHEDULE (Site)

4/23-25 .... GWN  
6/28-30 .... GWN


5/31-6/2... IND



# LEHIGH VALLEY IRONPIGS

**AFFILIATE OF THE PHILADELPHIA PHILLIES SINCE 2008**

International League North  
1050 IronPigs Way  
Allentown, PA 18109  
Phone: (610) 841-7447  
IronPigsBaseball.com  
@IronPigs



**GARY JONES**

**2nd season, LHV**  
84-56 (.600)

**8th season, Triple-A**  
534-465 (.535)

### PHI SYSTEM

#### Top 10 Prospects

(by Baseball America)

1. Sixto Sanchez, rhp
2. Alec Bohm, 3b
3. Luis Garcia, ss
4. Adonis Medina, rhp
5. Adam Haseley, of
6. JoJo Romero, lhp
7. Enyel de los Santos, rhp
8. Spencer Howard, rhp
9. Ranger Suarez, lhp
10. Francisco Morales, rhp

#### In BA's Top 100

- Sixto Sanchez (#13)
- Alec Bohm (#65)
- Luis Garcia (#88)

President & General Manager.....Kurt Landes

Field Manager (Since).....Gary Jones (2018)

Pitching Coach.....Steve Schrenk

Hitting Coach.....Darryl Robinson

Coach.....Greg Legg

Media Relations Manager.....Mike Ventola, (610) 841-1317

Contact Email.....mventola@ironpigsbaseball.com

### 2018 RESULTS (INDIANS WON SERIES, 5-2)

Date	Site	W/L	Score	Date	Site	W/L	Score
8/7	IND	W	12-5	8/16	LHV	L	6-5
8/8	IND	W	4-3	8/17-18	LHV	L	4-1
8/9	IND	W	3-1	8/18	LHV	W	5-1 (8)
				8/19	LHV	W	15-6 (10)

### YEAR-BY-YEAR SERIES RESULTS (SINCE 2008)

Year	Home	Road	Totals	Year	Home	Road	Totals
* Team est. in 2008				2013	3-1	1-3	4-4
2008	2-2	1-3	3-5	2014	3-1	3-1	6-2
2009	1-3	1-3	2-6	2015	3-0	3-1	6-1
2010	0-4	2-2	2-6	2016	0-3	2-1	2-4
2011	2-2	3-1	5-3	2017	2-1	1-2	3-3
2012	3-1	0-4	3-5	2018	3-0	2-2	5-2

### SERIES FACTS & CLUB INFO

All-Time Record.....41-41 (.500)	Team, Years in IL.....In 12th season
At Indianapolis.....22-18 (.550)	IL Titles (Last).....0 (N/A)
At Lehigh Valley.....19-23 (.452)	
Margin of Victory......9 runs	Ballpark (Since).....Coca-Cola Park (2008)
1x, Last:.....8/19/18 (15-6 at LHV)	Capacity.....10,100
Margin of Defeat......8 runs	Dimensions.....LF-325, CF-400, RF-325
1x, Last:.....6/4/15 (8-0 at LHV)	Home Radio Station.....ESPN 1230-1320
Sweeps (4G or More).....0 (Indians)	Broadcast.....Patrick McCarthy, Mike Ventola
0x, Last:.....N/A	
Sweeps (4G or More).....2 (IronPigs)	Indians Hotel.....Staybridge Suites Allentown
2x, Last:.....5/15-18, 2012 (at LHV)	Address.....1787-A Airport Rd., Allentown, PA
	Phone.....(610) 443-5000

5/10-12 .... LHV

### 2019 SCHEDULE (Site)

8/16-18..... IND

# LOUISVILLE BATS

**AFFILIATE OF THE CINCINNATI REDS SINCE 2000**


**International League West**  
 401 East Main Street  
 Louisville, KY 40202  
 Phone: (502) 212-2287  
 BatsBaseball.com  
 @LouisvilleBats



President ..... Gary Ulmer  
 Sr. Vice President ..... Greg Gallette

Field Manager (Since) ..... Jody Davis (2019)  
 Pitching Coach ..... Jeff Fassero  
 Hitting Coach ..... Leon Durham  
 Coach ..... Dick Schofield

Director of Media & Public Relations ..... Alex Mayer, (502) 614-4544  
 Contact Email ..... amayer@batsbaseball.com



**JODY DAVIS**

**1st season, LOU**  
 N/A

**1st season, Triple-A**  
 N/A

**CIN SYSTEM**

**Top 10 Prospects**

*(by Baseball America)*

1. Nick Senzel, 3b/2b
2. Hunter Greene, rhp
3. Taylor Trammell, of
4. Jonathan India, 3b
5. Tony Santillan, rhp
6. Tyler Stephenson, c
7. Shed Long, 2b
8. Jeter Downs, 2b/ss
9. Vladimir Gutierrez, rhp
10. Mike Siani, of

**In BA's Top 100**

- Nick Senzel (#10)
- Taylor Trammell (#33)
- Jonathan India (#51)
- Hunter Greene (#57)
- Tony Santillan (#69)

**2018 RESULTS (INDIANS SPLIT SERIES, 10-10)**

Date	Site	W/L	Score	Date	Site	W/L	Score
5/7	LOU	L	3-1	8/24	LOU	L	5-4
5/8	LOU	W	5-2	8/25	LOU	L	4-2
5/9	LOU	L	4-3	8/26	IND	W	5-3
5/10	LOU	W	7-1	8/27	IND	L	14-2
5/21	IND	W	3-2	8/31	IND	L	6-5
5/22	IND	W	5-3	9/1	IND	W	5-2
5/23	IND	L	10-2	9/2	LOU	L	10-2
5/24	IND	W	4-0	9/3	LOU	W	4-0
7/2	LOU	W	7-1				
7/3	LOU	L	3-2				
7/4	IND	W	4-2				
7/5	IND	L	5-2				

**YEAR-BY-YEAR SERIES RESULTS (SINCE 1998)**

Year	Home	Road	Totals	Year	Home	Road	Totals	Year	Home	Road	Totals
1998	5-3	6-2	11-5	2005	3-5	5-3	8-8	2012	10-1	8-3	18-4
1999	4-4	5-3	9-7	2006	3-5	5-3	8-8	2013	5-6	4-7	9-13
2000	6-2	7-1	13-3	2007	4-4	2-6	6-10	2014	4-7	6-5	10-12
2001	2-6	4-4	6-10	2008	5-6	5-6	10-12	2015	6-8	5-6	11-14
2002	4-4	3-5	7-9	2009	4-7	3-8	7-15	2016	8-6	4-8	12-14
2003	3-5	4-4	7-9	2010	4-7	6-5	10-12	2017	8-4	7-4	15-8
2004	5-3	4-4	9-7	2011	4-7	6-5	10-12	2018	6-4	4-6	10-10

**SERIES FACTS & CLUB INFO**

**Record Since 1998** .....206-202 (.505) **Team, Years in IL** .....In 22nd season  
**At Indianapolis** .....103-104 (.498) **IL Titles (Last)** .....1 (2001)  
**At Louisville** .....103-98 (.512)

**Ballpark (Since)** .....Louisville Slugger Field (2000)  
**Capacity** .....13,131  
**Dimensions** .....LF-325, CF-405, RF-340

**Margin of Victory** .....14 runs  
*1x, Last:* .....5/31/05 (15-1 at IND)

**Margin of Defeat** .....15 runs  
*1x, Last:* .....8/9/07 (16-1 at LOU)

**Home Radio Station** .....WKRD-790 AM  
**Broadcast** .....Nick Curran

**Sweeps (4G or More)** .....1 (Indians)  
*1x, Last:* .....6/30-7/3, 2012 (at LOU)

**Indians Hotel** .....Omni Louisville Hotel  
**Address** .....400 S. 2nd Street, Louisville, KY  
**Phone** .....(502) 625-1515

**Sweeps (4G or More)** .....0 (Bats)  
*0x, Last:* .....N/A

**2019 SCHEDULE (Site)**

4/19-21 ..... IND	5/2-5 ..... IND	5/21-23 ..... LOU	6/3-5 ..... LOU	6/24-25 ..... IND
7/1-3 ..... LOU	8/23-24 .... IND	8/25 ..... LOU	9/1-2 ..... LOU	

ORGANIZATION

2019 INDIANS

IL & OPPONENTS

2018 REVIEW

PIRATES


HISTORY

GENERAL

# NORFOLK TIDES

**AFFILIATE OF THE BALTIMORE ORIOLES SINCE 2007**

International League South  
150 Park Avenue  
Norfolk, VA 23510  
Phone: (757) 622-2222  
NorfolkTides.com  
@NorfolkTides



**GARY KENDALL**

1st season, NOR  
N/A

1st season, Triple-A  
N/A

**BAL SYSTEM**

**Top 10 Prospects**

(by Baseball America)

1. Yusniel Diaz, of
2. DL Hall, lhp
3. Ryan Mountcastle, 3b
4. Austin Hays, of
5. Grayson Rodriguez, rhp
6. Keegan Akin, lhp
7. Hunter Harvey, rhp
8. Ryan McKenna, of
9. Dean Kremer, rhp
10. Blaine Knight, rhp

**In BA's Top 100**

- Yusniel Diaz (#37)
- DL Hall (#54)
- Ryan Mountcastle (#90)

President ..... Ken Young  
General Manager ..... Joe Gregory

Field Manager (Since) ..... Gary Kendall (2019)  
Pitching Coach ..... Mike Griffin  
Hitting Coach ..... Butch Davis  
Field Coach ..... Ramon Sambo

Director of Media Relations ..... Ian Locke, (757) 622-2222  
Contact Email ..... ilocke@norfolktides.com

**2018 RESULTS (INDIANS WON SERIES, 5-1)**

Date	Site	W/L	Score	Date	Site	W/L	Score
5/15	NOR	W	10-8	6/19	IND	W	4-2
5/16	NOR	L	4-3	6/20	IND	W	5-3
5/17	NOR	W	6-0	6/21	IND	W	4-3 (6)

**YEAR-BY-YEAR SERIES RESULTS (SINCE 1988)**

Year	Home	Road	Totals	Year	Home	Road	Totals	Year	Home	Road	Totals
1988	2-0	2-1	4-1	2003	3-3	3-3	6-6	2012	3-1	2-2	5-3
1989	2-1	0-2	2-3	2004	4-3	3-2	7-5	2013	3-1	4-0	7-1
1990	2-0	1-2	3-2	2005	3-3	2-4	5-7	2014	2-2	2-2	4-4
1991	2-1	0-1	2-2	2006	4-2	2-2	6-4	2015	3-3	3-0	6-3
1998	2-4	3-3	5-7	2007	2-4	5-0-1	7-4-1	2016	3-3	0-2	3-5
1999	2-5	1-4	3-9	2008	4-0	3-1	7-1	2017	3-1	3-0	6-1
2000	3-3	5-1	8-4	2009	3-1	2-2	5-3	2018	3-0	2-1	5-1
2001	4-2	2-4	6-6	2010	2-2	1-3	3-5				
2002	0-6	2-4	2-10	2011	2-2	2-2	4-4				

**SERIES FACTS & CLUB INFO**

**Record Since 1988** ..... 121-101-1 (.545)  
**At Indianapolis** ..... 66-53 (.555)  
**At Norfolk** ..... 55-48-1 (.534)

**Team, Years in IL** ..... In 51st season  
**IL Titles (Last)** ..... 5 (1985)

**Ballpark (Since)** ..... Harbor Park (1993)  
**Capacity** ..... 11,856  
**Dimensions** ..... LF-333, CF-410, RF-318

**Margin of Victory** ..... 12 runs  
*1x, Last:* ..... 7/6/91 (12-0 at IND)

**Margin of Defeat** ..... 10 runs  
*2x, Last:* ..... 4/15/05 (11-1 at NOR)

**Home Radio Station** ..... ESPN 94.1 FM  
**Broadcast** ..... Pete Michaud, Jeff McCarragher

**Sweeps (4G or More)** ..... 4 (Indians)  
*4x, Last:* ..... 6/17-20, 2013 (at NOR)

**Indians Hotel** ..... Sheraton Waterside Hotel  
**Address** ..... 777 Waterside Drive, Norfolk, VA  
**Phone** ..... (757) 640-2744

**Sweeps (4G or More)** ..... 1 (Tides)  
*1x, Last:* ..... 6/18-21, 2002 (at IND)

5/17-19 .... IND

**2019 SCHEDULE (Site)**


8/6-8 ..... NOR

ORGANIZATION  
2019 INDIANS  
IL & OPPONENTS  
2018 REVIEW  
PIRATES  
HISTORY  
GENERAL

# PAWTUCKET RED SOX

**AFFILIATE OF THE BOSTON RED SOX SINCE 1973**

International League North  
 One Ben Mondor Way  
 Pawtucket, RI 02861  
 Phone: (401) 724-7300  
 PawSox.com  
 @PawSox



**BILLY McMILLON**

**1st season, PAW**

N/A

**1st season, Triple-A**

N/A

President ..... Charles Steinberg  
 Executive Vice President & General Manager ..... Dan Rea III

Field Manager (Since) ..... Billy McMillon (2019)  
 Pitching Coach ..... Kevin Walker  
 Hitting Coach ..... Rich Gedman  
 Coach ..... Bruce Crabbe

VP, Communications ..... Bill Wanless, (401) 724-7305  
 Contact Email ..... pr@pawsox.com

## 2018 RESULTS (INDIANS LOST SERIES, 2-4)

Date	Site	W/L	Score	Date	Site	W/L	Score
6/8	PAW	W	8-1	8/10	IND	L	3-2
6/9	PAW	W	7-1	8/11	IND	L	3-2
6/10	PAW	L	11-1	8/12	IND	L	9-5

## BOS SYSTEM

### Top 10 Prospects

(by Baseball America)

1. Bobby Dalbec, 3b
2. Michael Chavis, 3b/1b
3. Darwinzon Hernandez, 1hp
4. Jay Groome, 1hp
5. Tristian Casas, 1b/3b
6. Bryan Mata, rhp
7. Tanner Houck, rhp
8. Mike Shawaryn, rhp
9. Antoni Flores, ss
10. C.J. Chatham, ss

### In BA's Top 100

N/A

## YEAR-BY-YEAR SERIES RESULTS (SINCE 1988)

Year	Home	Road	Totals	Year	Home	Road	Totals	Year	Home	Road	Totals
1988	1-1	2-1	3-2	2003	2-2	4-0	6-2	2012	2-2	1-3	3-5
1989	1-2	0-2	1-4	2004	0-4	2-2	2-6	2013	2-2	2-2	4-4
1990	1-2	2-1	3-3	2005	4-0	2-2	6-2	2014	3-1	2-2	5-3
1991	0-3	1-1	1-4	2006	1-3	2-2	3-5	2015	1-2	1-2	2-4
1998	3-1	2-2	5-3	2007	3-1	3-1	6-2	2016	3-0	2-1	5-1
1999	1-3	1-3	2-6	2008	2-2	2-2	4-4	2017	2-1	1-2	3-3
2000	2-2	1-3	3-5	2009	2-2	3-1	5-3	2018	0-3	2-1	2-4
2001	0-4	1-3	1-7	2010	4-0	3-1	7-1				
2002	3-1	2-2	5-3	2011	2-2	3-1	5-3				

## SERIES FACTS & CLUB INFO

Record Since 1988 .....	92-89 (.508)	Team, Years in IL .....	In 47th season
At Indianapolis .....	45-46 (.495)	IL Titles (Last) .....	4 (2014)
At Pawtucket .....	47-43 (.522)		
Margin of Victory .....	12 runs	Ballpark (Since) .....	McCoy Stadium (1946)
1x, Last: .....	5/19/98 (18-6 at PAW)	Capacity .....	10,031
Margin of Defeat .....	12 runs	Dimensions .....	LF-325, CF-400, RF-325
1x, Last: .....	4/18/08 (17-5 at IND)	Home Radio Station .....	920-WHJJ
Sweeps (4G or More) .....	3 (Indians)	Broadcast .....	Josh Maurer, Mike Monaco
3x, Last: .....	6/8-11, 2010 (at IND)	Indians Hotel .....	Hampton Inn
Sweeps (4G or More) .....	2 (PawSox)	Address .....	2 George Street, Pawtucket, RI
2x, Last: .....	7/15-18, 2004 (at IND)	Phone .....	(401) 723-6700

## 2019 SCHEDULE (Site)

6/14-16 .... IND

6/21-23 .... PAW

# ROCHESTER RED WINGS

AFFILIATE OF THE MINNESOTA TWINS SINCE 2003


International League North  
 One Morrie Silver Way  
 Rochester, NY 14608  
 Phone: (585) 454-1001  
 RedWingsBaseball.com  
 @RocRedWings



President, CEO & COO.....Naomi Silver  
 General Manager.....Dan Mason

Field Manager (Since).....Joel Skinner (2018)  
 Pitching Coach.....Stu Cliburn  
 Hitting Coach.....Javier Valentin  
 Bullpen Coach.....Mike McCarthy

Director of Communications.....Nate Rowan, (585) 454-1001 x3006  
 Contact Email .....nrowan@redwingsbaseball.com



**JOEL SKINNER**

**2nd season, ROC**  
 64-76 (.457)

**7th season, Triple-A**  
 435-425 (.506)

### MIN SYSTEM

#### Top 10 Prospects

(by Baseball America)

1. Royce Lewis, ss
2. Alex Kirilloff, of
3. Brusdar Graterol, rhp
4. Wander Javier, ss
5. Trevor Larnach, of
6. Brent Rooker, of/1b
7. Jhoan Duran, rhp
8. Blayne Enlow, rhp
9. Ryan Jeffers, c
10. Yunior Severino, 2b

#### In BA's Top 100

- Royce Lewis (#9)
- Alex Kirilloff (#15)
- Brusdar Graterol (#55)

### 2018 RESULTS (INDIANS WON SERIES, 5-1)

Date	Site	W/L	Score	Date	Site	W/L	Score
6/5	ROC	W	5-0	7/24	IND	L	2-0
6/6	ROC	W	7-2	7/25	IND	W	3-1
6/7	ROC	W	8-0	7/26	IND	W	4-0

### YEAR-BY-YEAR SERIES RESULTS (SINCE 1988)

Year	Home	Road	Totals	Year	Home	Road	Totals	Year	Home	Road	Totals
1988	1-2	1-1	2-3	2003	1-3	1-3	2-6	2012	3-1	1-3	4-4
1989	1-1	2-1	3-2	2004	2-2	1-3	3-5	2013	2-2	4-0	6-2
1990	0-3	0-2	0-5	2005	1-3	3-1	4-4	2014	2-2	1-3	3-5
1991	1-1	1-2	2-3	2006	3-1	1-3	4-4	2015	2-1	3-0	5-1
1998	3-1	1-3	4-4	2007	3-1	1-3	4-4	2016	2-2	2-1	4-3
1999	4-0	3-1	7-1	2008	2-2	1-3	3-5	2017	2-2	2-2	4-4
2000	0-4	2-2	2-6	2009	2-2	2-2	4-4	2018	2-1	3-0	5-1
2001	1-3	2-2	3-5	2010	3-1	2-2	5-3				
2002	2-2	0-4	2-6	2011	3-1	2-2	5-3				

### SERIES FACTS & CLUB INFO

<b>Record Since 1988</b> .....	90-93 (.492)	<b>Team, Years in IL</b> .....	In 132nd season
<b>At Indianapolis</b> .....	48-44 (.522)	<b>IL Titles (Last)</b> .....	10 (1997)
<b>At Rochester</b> .....	42-49 (.462)	<b>Ballpark (Since)</b> .....	Frontier Field (1997)
<b>Margin of Victory</b> .....	16 runs	<b>Capacity</b> .....	10,840
<i>1x, Last:</i> .....	6/11/12 (16-0 at IND)	<b>Dimensions</b> .....	LF-335, CF-402, RF-325
<b>Margin of Defeat</b> .....	13 runs	<b>Home Radio Station</b> .....	Fox Sports 1280-WHTK
<i>1x, Last:</i> .....	7/20/98 (20-7 at ROC)	<b>Broadcast</b> .....	Josh Whetzel
<b>Sweeps (4G or More)</b> .....	2 (Indians)	<b>Indians Hotel</b> .....	Holiday Inn - Downtown
<i>2x, Last:</i> .....	8/22-25, 2013 (at ROC)	<b>Address</b> .....	70 State Street, Rochester, NY
<b>Sweeps (4G or More)</b> .....	2 (Red Wings)	<b>Phone</b> .....	(585) 546-3450
<i>2x, Last:</i> .....	4/25-28, 2002 (at ROC)		

7/26-28 .... ROC

### 2019 SCHEDULE (Site)

8/13-15..... IND


# SCRANTON/WILKES-BARRE RAILRIDERS

**AFFILIATE OF THE NEW YORK YANKEES SINCE 2007**

International League North  
 235 Montage Mountain Rd.  
 Moosic, PA 18507  
 Phone: (570) 969-2255  
 SWBRailRiders.com  
 @SWBRailriders



President & General Manager.....Josh Olerud  
 Field Manager (Since).....Jay Bell (2019)  
 Pitching Coach.....Tommy Phelps  
 Hitting Coach.....Phil Plantier  
 Bullpen Coach.....Doug Davis  
 Director of Media Relations & Broadcasting.....Adam Marco, (570) 558-4637  
 Contact Email.....amarco@swbrailriders.com



**JAY BELL**

**1st season, SWB**  
 N/A

**1st season, Triple-A**  
 N/A

## NY Y SYSTEM

### Top 10 Prospects

(by Baseball America)

1. Estevan Florial, of
2. Jonathan Loaisiga, rhp
3. Everson Pereira, of
4. Anthony Seigler, c
5. Michael King, rhp
6. Deivi Garcia, rhp
7. Roansy Contreras, rhp
8. Antonio Cabello, of
9. Albert Abreu, rhp
10. Matt Sauer, rhp

### In BA's Top 100

N/A

## 2018 RESULTS (INDIANS SPLIT SERIES, 3-3)

Date	Site	W/L	Score
6/1	IND	L	4-0
6/2	IND	W	8-0
6/3	IND	W	7-3

Date	Site	W/L	Score
8/14	SWB	L	7-3 (5)
8/15 (1)	SWB	W	7-3 (7)
8/15 (2)	SWB	L	3-1 (7)

## YEAR-BY-YEAR SERIES RESULTS (SINCE 1989)

Year	Home	Road	Totals	Year	Home	Road	Totals	Year	Home	Road	Totals
1989	3-0	0-3	3-3	2003	1-3	2-2	3-5	2011	2-2	2-2	4-4
1990	1-2	2-1	3-3	2004	0-4	1-3	1-7	2012	3-1	3-1	6-2
1991	2-0	2-1	4-1	2005	3-1	2-2	5-3	2013	3-1	3-1	6-2
1998	2-2	3-1	5-3	2006	2-2	2-2	4-4	2014	2-2	0-4	2-6
1999	2-2	4-0	6-2	2007	0-4	2-2	2-6	2015	2-2	1-2	3-4
2000	3-1	1-3	4-4	2008	1-3	2-2	3-5	2016	1-2	0-3	1-5
2001	2-2	1-3	3-5	2009	1-3	2-1	3-4	2017	1-2	1-2	2-4
2002	2-2	3-1	5-3	2010	1-3	0-4	1-7	2018	2-1	1-2	3-3

## SERIES FACTS & CLUB INFO

<b>Record Since 1989</b> .....	82-95 (.463)	<b>Team, Years in IL</b> .....	In 31st season
<b>At Indianapolis</b> .....	42-47 (.472)	<b>IL Titles (Last)</b> .....	2 (2016)
<b>At Scranton/Wilkes-Barre</b> .....	40-48 (.455)	<b>Ballpark (Since)</b> .....	PNC Field (1989)
<b>Margin of Victory</b> .....	12 runs	<b>Capacity</b> .....	10,000
<i>1x, Last:</i> .....	8/2/12 (13-1 at SWB)	<b>Dimensions</b> .....	LF-326, CF-408, RF-330
<b>Margin of Defeat</b> .....	13 runs	<b>Home Radio Station</b> .....	1400 WICK-AM
<i>1x, Last:</i> .....	7/28/01 (15-2 at SWB)	<b>Broadcast</b> .....	Adam Marco, Adam Giardino
<b>Sweeps (4G or More)</b> .....	1 (Indians)	<b>Indians Hotel</b> .....	Hilton Scranton & Conference Center
<i>1x, Last:</i> .....	5/24-27, 1999 (at SWB)	<b>Address</b> .....	100 Adams Ave., Scranton, PA
<b>Sweeps (4G or More)</b> .....	4 (RailRiders)	<b>Phone</b> .....	(570) 343-3000
<i>4x, Last:</i> .....	5/5-8, 2014 (at SWB)		

## 2019 SCHEDULE (Site)


5/7-9.....SWB

5/14-16.... IND

# SYRACUSE METS

**AFFILIATE OF THE NEW YORK METS SINCE 2019**

International League North  
 One Tex Simone Drive  
 Syracuse, NY 13208  
 Phone: (315) 474-7833  
 SyracuseMets.com  
 @SyracuseMets



**TONY DeFRANCESCO**

**1st season, SYR**  
N/A

**16th season, Triple-A**  
1508-1210 (.555)

**NYM SYSTEM**

**Top 10 Prospects**

(by Baseball America)

1. Andres Gimenez, ss
2. Peter Alonso, 1b
3. Ronny Mauricio, ss
4. Mark Vientos, 3b
5. Anthony Kay, 1hp
6. David Peterson, 1hp
7. Shervyen Newton, ss
8. Simeon Woods-Richardson, rhp
9. Franklyn Kilome, rhp
10. Thomas Szapucki, 1hp

**In BA's Top 100**

- Andres Gimenez (#30)  
 Peter Alonso (#48)  
 Ronny Mauricio (#98)

General Manager.....Jason Smorol  
 Field Manager (Since).....Tony DeFrancesco (2019)  
 Pitching Coach.....Glenn Abbott  
 Hitting Coach.....Joel Chimelis  
 Bullpen Coach.....Jeremy Accardo  
 Director of Media, Radio Broadcaster.....Eric Gallanty, (315) 474-7833  
 Contact Email.....egallanty@syracusemets.com

**2018 RESULTS (INDIANS SPLIT SERIES, 3-3)**

Date	Site	W/L	Score	Date	Site	W/L	Score
4/17	SYR	W	4-2 (7)	4/23	IND	W	2-0
4/18 (1)	SYR	L	5-0 (7)	4/24	IND	W	4-0
4/18 (2)	SYR	L	7-0 (7)	4/25	IND	L	4-2 (10)

**YEAR-BY-YEAR SERIES RESULTS (SINCE 1988)**

Year	Home	Road	Totals	Year	Home	Road	Totals	Year	Home	Road	Totals
1988	2-0	3-0	5-0	2003	2-2	4-0	6-2	2012	3-1	3-1	6-2
1989	1-2	1-2	2-4	2004	2-2	1-3	3-5	2013	0-4	1-3	1-7
1990	2-1	1-2	3-3	2005	3-1	2-2	5-3	2014	3-1	1-3	4-4
1991	2-1	1-1	3-2	2006	1-3	4-0	5-3	2015	3-0	2-1	5-1
1998	3-1	1-3	4-4	2007	2-2	2-2	4-4	2016	2-1	2-2	4-3
1999	3-1	2-2	5-3	2008	1-3	3-1	4-4	2017	4-0	1-2	5-2
2000	1-3	1-3	2-6	2009	3-1	2-2	5-3	2018	2-1	1-2	3-3
2001	3-1	2-2	5-3	2010	2-2	3-1	5-3				
2002	0-4	0-4	0-8	2011	3-1	2-2	5-3				

**SERIES FACTS & CLUB INFO**

**Record Since 1988**.....99-85 (.538)  
**At Indianapolis**.....53-39 (.576)  
**At Syracuse**.....46-46 (.500)  
**Margin of Victory**.....14 runs  
*1x, Last:*.....5/30/06 (16-2 at SYR)  
**Margin of Defeat**.....13 runs  
*1x, Last:*.....7/28/08 (14-1 at IND)  
**Sweeps (4G or More)**.....3 (Indians)  
*3x, Last:*.....8/10-13, 2017 (at IND)  
**Sweeps (4G or More)**.....3 (Chiefs)  
*3x, Last:*.....7/26-29, 2013 (at IND)  
**Team, Years in IL**.....In 105th season  
**IL Titles (Last)**.....8 (1976)  
**Ballpark (Since)**.....NBT Bank Stadium (1997)  
**Capacity**.....11,071  
**Dimensions**.....LF-330, CF-400, RF-330  
**Home Radio Station**.....The Score 1260 AM  
**Broadcasters**.....Eric Gallanty, Michael Tricarico  
**Indians Hotel**.....Embassy Suites by Hilton  
**Address**.....311 Hiawatha Blvd. W., Syracuse, NY  
**Phone**.....(315) 303-1650

7/15-18 .... IND      **2019 SCHEDULE (Site)**      7/23-25..... SYR

ORGANIZATION  
 2019 INDIANS  
 IL & OPPONENTS  
 2018 REVIEW  
 PIRATES  
 HISTORY  
 GENERAL

# TOLEDO MUD HENS

**AFFILIATE OF THE DETROIT TIGERS SINCE 1987**

**International League West**  
**406 Washington Street**  
**Toledo, OH 43604**  
**Phone: (419) 725-4367**  
**MudHens.com**  
**@MudHens**



**DOUG MIENTKIEWICZ**

**2nd season, TOL**  
 73-66 (.525)

**2nd season, Triple-A**  
 73-66 (.525)

President & CEO.....Joseph Napoli  
 Executive Vice President & General Manager.....Erik Ibsen

Field Manager (Since).....Doug Mientkiewicz (2018)  
 Pitching Coach.....Juan Nieves  
 Hitting Coach.....Mike Hessman  
 Third Base Coach.....Basilio Cabrera

Communications Manager.....Rob Wiercinski, (419) 720-4400  
 Contact Email.....rwiercinski@mudhens.com

## 2018 RESULTS (INDIANS WON SERIES, 14-10)

Date	Site	W/L	Score	Date	Site	W/L	Score
4/9	IND	L	13-3	7/12	IND	L	5-3
4/10	IND	L	9-6	7/13	IND	W	8-0
4/11	IND	W	4-1	7/14	IND	W	5-4
4/30	TOL	W	10-7	7/15	IND	L	9-2
5/1	TOL	W	7-3	8/2	TOL	L	9-1
5/2	TOL	L	7-5	8/3	TOL	W	12-7
6/11	IND	L	4-0	8/4	TOL	W	2-0
6/12	IND	W	5-2	8/5	TOL	L	7-6
6/13	IND	W	3-2	8/28	IND	L	4-2
6/14	IND	W	7-3	8/29	IND	W	4-3
6/25	TOL	W	5-4	8/30	IND	L	4-3
6/26	TOL	W	7-1				
6/27	TOL	W	7-0				

## DET SYSTEM

### Top 10 Prospects

(by Baseball America)

1. Casey Mize, rhp
2. Matt Manning, rhp
3. Isaac Paredes, ss/2b
4. Franklin Perez, rhp
5. Daz Cameron, of
6. Beau Burrows, rhp
7. Parker Meadows, of
8. Christin Stewart, of
9. Willi Castro, ss
10. Alex Faedo, rhp

### In BA's Top 100

- Casey Mize (#16)
- Matt Manning (#50)
- Isaac Paredes (#94)

## YEAR-BY-YEAR SERIES RESULTS (SINCE 1988)

Year	Home	Road	Totals	Year	Home	Road	Totals	Year	Home	Road	Totals
1988	2-1	2-0	4-1	2003	4-4	3-4	7-8	2012	7-3	7-4	14-7
1989	0-2	1-2	1-4	2004	6-2	6-2	12-4	2013	8-3	7-3	15-6
1990	3-0	0-3	3-3	2005	5-3	3-5	8-8	2014	5-6	5-5	10-11
1991	1-1	2-1	3-2	2006	4-4	2-6	6-10	2015	6-5	8-4	14-9
1998	6-2	4-4	10-6	2007	4-4	1-7	5-11	2016	5-7	7-5	12-12
1999	7-1	3-5	10-6	2008	5-6	4-6	9-12	2017	9-4	4-8	13-12
2000	5-3	5-3	10-6	2009	5-6	6-4	11-10	2018	7-7	7-3	14-10
2001	7-1	2-6	9-7	2010	6-4	5-6	11-10				
2002	6-2	3-5	9-7	2011	6-5	6-4	12-9				

## SERIES FACTS & CLUB INFO

<b>Record Since 1988</b> .....232-191 (.548)	<b>Team, Years in IL</b> .....In 56th Season
<b>At Indianapolis</b> .....129-86 (.600)	<b>IL Titles (Last)</b> .....3 (2006)
<b>At Toledo</b> .....103-105 (.495)	
<b>Margin of Victory</b> .....12 runs	<b>Ballpark (Since)</b> .....Fifth Third Field (2002)
3x, Last:.....6/27/10 (15-3 at IND)	<b>Capacity</b> .....10,300
<b>Margin of Defeat</b> .....11 runs	<b>Dimensions</b> .....LF-320, CF-400, RF-320
2x, Last:.....8/13/14 (11-0 at TOL)	<b>Home Radio Station</b> .....WCWA-1230 AM
	<b>Broadcast Team</b> .....Jim Weber (IL HOF)
<b>Sweeps (4G or More)</b> .....3 (Indians)	
3x, Last:.....5/19-21, 2017 (at IND)	<b>Indians Hotel</b> .....Park Inn
<b>Sweeps (4G or More)</b> .....1 (Mud Hens)	<b>Address</b> .....101 N. Summit Street, Toledo, OH
1x, Last:.....6/22-25, 2007 (at TOL)	<b>Phone</b> .....(419) 321-2058

## 2019 SCHEDULE (Site)

4/9-10.....TOL	4/15-18....IND	6/6-9 (DH on 6/8)...TOL	7/4-7....IND
7/31-8/1...TOL	8/19-22....TOL	8/26-29.....IND	

ORGANIZATION

2019 INDIANS

IL & OPPONENTS

2018 REVIEW

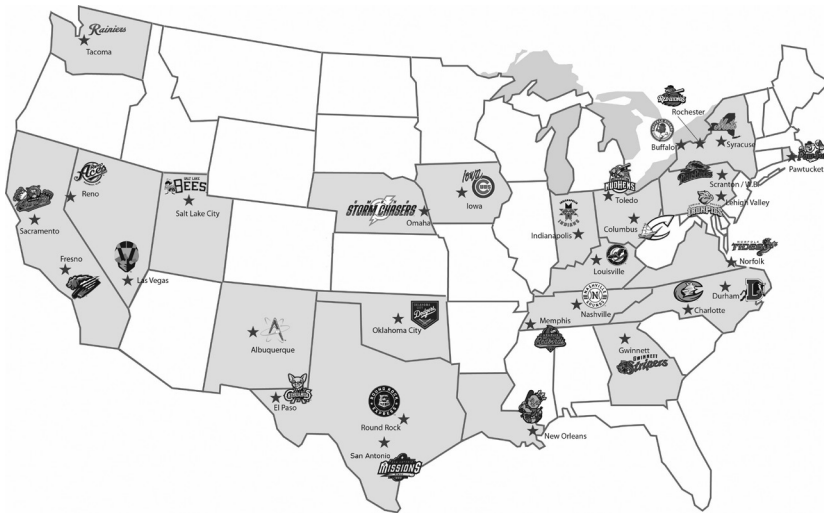
PIRATES

HISTORY

GENERAL



# TRIPLE-A BASEBALL



## 2019 TRIPLE-A CLUBS & AFFILIATES

### INTERNATIONAL LEAGUE

<u>Triple-A Team</u>	<u>MLB Parent Club</u>
Buffalo Bisons	Toronto Blue Jays
Charlotte Knights	Chicago White Sox
Columbus Clippers	Cleveland Indians
Durham Bulls	Tampa Bay Rays
Gwinnett Stripers	Atlanta Braves
Indianapolis Indians	Pittsburgh Pirates
Lehigh Valley IronPigs	Philadelphia Phillies
Louisville Bats	Cincinnati Reds
Norfolk Tides	Baltimore Orioles
Pawtucket Red Sox	Boston Red Sox
Rochester Red Wings	Minnesota Twins
Scranton/Wilkes-Barre RailRiders	New York Yankees
Syracuse Mets	New York Mets
Toledo Mud Hens	Detroit Tigers

### PACIFIC COAST LEAGUE

<u>Triple-A Team</u>	<u>MLB Parent Club</u>
Albuquerque Isotopes	Colorado Rockies
Fresno Grizzlies	Washington Nationals
Iowa Cubs	Chicago Cubs
Las Vegas Aviators	Oakland Athletics
Memphis Redbirds	St. Louis Cardinals
Nashville Sounds	Texas Rangers
New Orleans Baby Cakes	Miami Marlins
Oklahoma City Dodgers	Los Angeles Dodgers
Omaha Storm Chasers	Kansas City Royals
Reno Aces	Arizona Diamondbacks
Round Rock Express	Houston Astros
Sacramento River Cats	San Francisco Giants
Salt Lake Bees	Los Angeles Angels of Anaheim
San Antonio Missions	Milwaukee Brewers
Tacoma Rainiers	Seattle Mariners
El Paso Chihuahuas	San Diego Padres



Led by Indy Indians, American Association and *Sporting News* Minor League MVP Don Buford (front right), Indianapolis captured its first Governors' Cup Championship in 1963. (Photo by Indianapolis Indians)



In 2000 -- Indy's fourth overall season in the International League -- the Tribe captured their second Governors' Cup Championship with a 3-2 series win over Scranton/Wilkes-Barre. (Photo by Indianapolis Indians)



**2018 REVIEW**

# 2018 INDIANAPOLIS INDIANS (73-67)

ORGANIZATION

2019 INDIANS

IL & OPPONENTS

2018 REVIEW

PIRATES

HISTORY

GENERAL

Team Batting Stats		- Games By Position -																													
BATTERS	AVG	G	AB	R	H	2B	3B	HR	RBI	TB	BB	SO	SB	CS	OBP	SLG	OPS	SF	SH	HC	DP	1B	2B	3B	SS	OF	C	E			
Bostick, Christopher	.295	78	298	32	88	24	3	4	32	130	24	66	6	3	.351	.436	.787	1	2	2	9	0	0	0	0	0	73	0	1		
#Cunningham, Todd	.130	9	23	2	3	1	0	0	1	4	1	5	0	1	.192	.174	.366	1	2	1	1	0	0	0	0	0	0	0	0		
*Frazier, Adam	.223	32	121	10	27	5	2	0	18	36	11	20	1	3	.289	.298	.586	2	2	1	2	0	17	0	0	13	0	0	0		
Kang, Jung Ho	.235	9	34	4	8	1	0	0	5	9	3	5	0	1	.308	.265	.572	1	0	1	2	0	0	5	4	0	0	0	0		
*Kramer, Kevin	.311	129	476	73	148	35	3	15	59	234	38	127	13	5	.365	.492	.856	5	3	5	4	0	82	19	15	0	0	11	0		
Lavarnway, Ryan	.288	77	264	29	76	23	1	9	33	128	29	57	0	0	.375	.485	.860	0	2	8	3	0	0	0	0	0	0	0	60	4	
Luplow, Jordan	.287	88	314	41	90	25	3	8	49	145	39	64	7	2	.367	.462	.829	2	0	2	7	0	0	0	0	0	0	78	0	3	
*Martin, Jason	.211	59	213	20	45	5	3	4	21	68	17	52	5	4	.270	.319	.589	0	4	0	0	4	0	0	0	0	0	59	0	0	
Mathisen, Wyatt	.248	78	242	34	60	13	0	9	45	100	23	59	2	2	.330	.413	.743	5	3	9	6	57	1	15	0	0	0	0	4	0	
*Meadows, Austin	.279	42	165	27	46	13	0	2	21	65	9	24	11	1	.318	.394	.712	1	3	1	1	0	0	0	0	0	0	39	0	0	
#Moroff, Max	.223	74	247	38	55	14	2	8	38	97	43	68	5	0	.334	.393	.727	3	4	0	3	0	10	19	29	8	0	0	12	0	
Newman, Kevin	.302	109	437	74	132	30	2	4	35	178	31	50	28	11	.350	.407	.758	1	5	2	6	0	21	0	83	0	0	0	9	2	
Osuna, Jose	.321	82	302	45	97	26	0	9	59	150	31	51	5	3	.378	.497	.875	7	1	1	8	24	0	47	0	9	0	4	0	0	
Pabst, Arden	.667	1	3	1	2	0	0	0	0	2	0	1	0	0	.667	.667	1.333	0	0	0	0	0	0	0	0	0	0	0	1	1	0
Ratledge, Logan	.000	1	3	0	0	0	0	0	0	0	1	1	0	0	.250	.000	.250	0	0	0	0	0	0	0	0	0	0	1	0	0	0
Reyes, Alfredo	.200	6	10	1	2	0	0	0	2	1	5	1	0	0	.273	.200	.473	0	1	0	0	0	1	0	0	0	0	1	0	0	0
Reyes, Pablo	.289	110	356	52	103	20	4	8	36	155	28	71	13	7	.341	.435	.776	4	8	2	9	0	9	27	9	58	0	5	0	0	
Rodriguez, Sean	.250	10	36	5	9	1	0	2	7	16	5	10	1	1	.357	.444	.802	0	0	1	0	0	2	2	2	2	1	0	1	0	1
Stallings, Jacob	.285	68	256	37	73	22	1	3	40	106	15	51	1	2	.335	.414	.749	2	0	5	7	0	0	0	0	0	0	0	63	4	0
Sutler, Jerrick	.204	67	191	21	39	13	1	2	27	60	21	72	6	0	.283	.314	.597	5	0	2	3	6	0	0	0	0	0	45	0	2	0
*Weiss, Erich	.234	76	218	26	51	11	4	5	21	85	15	54	1	0	.292	.390	.682	0	0	3	2	44	1	0	0	0	1	0	4	0	1
Williams, Jackson	.222	16	54	4	12	2	0	1	5	17	5	11	0	0	.283	.315	.598	1	0	0	1	0	0	0	0	0	0	0	16	0	0
Wood, Eric	.269	86	283	44	76	25	1	11	39	136	20	78	5	0	.328	.481	.808	0	0	5	8	17	0	11	0	44	0	7	0	0	0
<b>Team Total</b>	<b>.271</b>	<b>140</b>	<b>4624</b>	<b>625</b>	<b>1251</b>	<b>310</b>	<b>30</b>	<b>104</b>	<b>594</b>	<b>1933</b>	<b>416</b>	<b>1044</b>	<b>111</b>	<b>46</b>	<b>.335</b>	<b>.418</b>	<b>.753</b>	<b>41</b>	<b>48</b>	<b>51</b>	<b>87</b>	-	-	-	-	-	-	-	-	<b>81</b>	

Team Pitching Stats		W-L	ERA	G	GS	CG	SHO	SV-SVO	IP	H	R	ER	HR	HB	BB	SO	BK	WP	DP	WHIP	AVG	AB	TBF	SF	GF	HLD
Anderson, Tanner	3-2	2.64	39	0	0	0	0	6-9	61.1	65	25	18	2	4	15	49	0	0	12	1.30	.277	235	257	2	13	10
*Boshers, Buddy	0-1	4.50	7	0	0	0	0	1-1	6.0	6	3	3	0	0	3	7	0	0	0	1.50	.273	22	27	0	2	2
*Brault, Steven	0-1	3.38	5	0	0	0	0	0-1	5.1	6	2	2	0	0	4	7	0	0	0	1.88	.273	22	26	0	1	1
Brubaker, J.T.	8-4	3.10	22	2	0	0	0	0-0	119.0	121	47	41	7	8	36	96	0	0	14	1.32	.268	452	503	4	0	1
Burdi, Nick	0-2	5.40	5	0	0	0	0	0-0	5.0	9	4	3	0	0	4	5	0	1	0	2.60	.375	24	28	0	1	1
Coley, Austin	1-3	9.64	9	7	0	0	0	0-0	28.0	46	31	30	5	4	13	15	0	3	3	2.11	.368	125	142	0	1	0
Crick, Kyle	1-0	2.25	3	0	0	0	0	1-1	4.0	6	1	1	0	0	0	5	0	0	1	1.50	.353	17	17	0	2	0
DuRapau, Montana	1-1	6.33	11	0	0	0	0	0-0	21.1	21	15	15	5	0	10	25	0	0	1	1.45	.250	84	94	0	4	3
Eppler, Tyler	13-6	3.59	28	25	0	0	0	0-0	153.0	160	63	61	13	6	39	118	1	0	14	1.30	.272	588	647	7	1	0
Feliz, Michael	2-1	7.20	9	0	0	0	0	2-2	10.0	13	8	8	2	0	1	12	0	0	1	1.40	.317	41	43	1	4	1
Hellweg, Johnny	1-1	1.33	24	0	0	0	0	11-11	27.0	18	6	4	0	2	13	25	1	3	5	1.15	.191	94	109	0	20	1
Hollmes, Clay	8-3	3.40	22	16	1	0	0	0-0	95.1	94	40	36	4	5	40	100	5	11	14	1.41	.260	361	409	0	3	0
Kenes, Tyler	2-1	5.40	12	0	0	0	0	0-1	16.2	20	14	10	3	1	7	17	0	2	0	1.62	.282	71	79	0	3	2
Keller, Mitch	3-2	4.82	10	10	0	0	0	0-0	52.1	59	34	28	3	1	22	57	0	1	3	1.55	.280	211	236	1	0	0
Kingham, Nick	4-2	3.61	12	12	1	0	0	0-0	62.1	57	26	25	5	6	16	58	0	1	5	1.17	.246	232	259	1	0	0
Lavarnway, Ryan	0-0	0.00	1	0	0	0	0	0-0	0.2	0	0	0	0	0	0	0	0	0	0	0.00	.000	2	2	0	1	0
Liranzo, Jesus	2-3	5.00	32	0	0	0	0	3-4	45.0	31	27	25	7	2	31	47	1	5	4	1.38	.195	159	196	2	18	3
Magnifico, Damien	3-4	3.57	42	4	0	0	0	0-4	70.2	60	31	28	1	0	44	64	0	4	12	1.47	.236	254	304	3	11	4
McKinney, Brett	0-0	9.53	5	0	0	0	0	0-0	5.2	7	6	6	1	2	7	5	0	1	0	2.47	.304	23	32	0	1	0
McRae, Alex	3-10	4.77	26	19	0	0	0	1-4	117.0	134	67	62	9	9	50	104	0	1	15	1.57	.295	454	523	6	2	0
Musgrove, Joe	1-1	5.06	2	2	0	0	0	0-0	10.2	10	6	6	0	0	2	11	0	0	0	1.13	.244	41	45	2	0	0
Neverauskas, Dovydas	2-3	2.53	34	0	0	0	0	4-7	46.1	31	15	13	2	1	30	58	0	5	6	1.32	.195	159	192	1	20	2
Rodriguez, Richard	0-0	0.00	2	0	0	0	0	0-0	5.0	1	0	0	0	0	2	9	0	1	0	0.60	.063	16	18	0	0	0
*Romero, Enny	1-1	6.23	5	0	0	0	0	0-1	4.1	1	4	3	1	0	5	5	0	0	0	1.38	.071	14	20	0	0	1
Sadler, Casey	6-5	3.39	27	8																						

# 2018 NOTES & HIGHLIGHTS

ORGANIZATION

2019 INDIANS

IL & OPPONENTS

2018 REVIEW

PIRATES

HISTORY

GENERAL

- **ON THE FIELD:** The Indians finished the regular season with a 73-67 record, just a half-game back of Toledo and in a tie for second with Columbus in the International League West Division. The Indians also finished one game behind Scranton/Wilkes-Barre for the IL Wild Card. The Tribe sat below .500 just six total days (0-1, 2-3, 5-6, 25-26, 25-27, 26-27) and eventually grabbed a half-game lead in the division on July 14 after being a season-worst 8.5 games back on June 2. Indy extended its division lead to as high as 4.5 games on Aug. 4 and reached a season-high 14 games over .500 (65-51) on Aug. 9. The Tribe went just 8-16 in their final 24 games, however, as Toledo charged to its first division title since 2007.
- **OFF THE FIELD:** Victory Field welcomed 14,624 fans through its gates for the Indians' home finale on Sept. 1, the second-largest crowd of the season and fifth sellout in 2018. Indy finished with an overall attendance of 619,122, second to only Charlotte in all of Minor League Baseball. The Indians have exceeded 600,000 fans in 12 of Victory Field's 22 full seasons. *Ballpark Digest* announced the Indianapolis Indians as its 2018 Team of the Year.
- **NOT SO AVERAGE:** The Indians paced the International League with a .271 team batting average, 11 points ahead of Louisville (.260). That 11-point difference was the largest between the top two teams in the IL since 2004, when Buffalo's .297 season average bested second-place Richmond (.280) by 17 points. Indy had never led the IL in batting and hadn't led its respective league in batting since 1978, when the Indians' .286 clip was first in the American Association.
- **HITS, OBP:** The Tribe also led the IL in total base hits (1,251) and on-base percentage (.335). 1995 was the last season in which Indy led its league in both of those categories; the Indians had 1,344 hits and a .345 OBP that year in the American Association.
- **TAKE TWO:** The Indians racked up a league-high 310 doubles (.221 doubles per game), second to only Triple-A Las Vegas (313) in all of Minor League Baseball. The Tribe had nine players with 20-plus doubles. The 310 doubles were the most by a Tribe team in the Victory Field era (1996-present), with the previous high being 299 in both 1998 and 2000. The Indians have now led the IL in doubles five times (also: 1963, 1998, 2013, 2017). The Tribe became the first IL team to total 300-plus doubles in a season since 2010, when Buffalo (330), Louisville (314) and Columbus (304) all broke the barrier.
- **.311:** Kevin Kramer's .311 average (148-for-476) was the highest by a Tribe player in a single season since Jim Rushford hit .311 in 2003. The Indians had three of the top eight hitters in the International League in batting average; Kramer tied for second, Kevin Newman was fourth (.302) and Pablo Reyes tied for eighth (.289). Indy hadn't had multiple position players hit over .300 in a season since 2011, when Matt Hague hit .309 and John Bowker hit .306.
- **WHOLE LOT OF HITS:** Kramer tallied a team-high 148 hits, 53 of them going for extra bases (35 doubles, 3 triples, 15 home runs) en route to Indians Rookie of the Year honors. He also led the club in doubles and homers. Since 1992 (27 seasons), Kramer's 148 knocks rank fourth among Tribe leaders behind D.T. Cromer (166, 1999) and Matt Hague (165, 2011; 153, 2013). Kramer logged 47 multi-hit games in a Tribe uniform.
- **35:** Kramer's 35 doubles were the most by a Tribe player in a single season since Matt Hague had 37 in 2013. Since 1997, only Brian Hunter (36, 1997), Damian Jackson (36, 1998), D.T. Cromer/Jason Hardtke (37, 1999), Jose Fernandez (37, 2000), Pete Zoccolillo (36, 2003), Hague (37, 2011 & 2013), Jeff Clement (35, 2012) and Kramer have hit 35-plus doubles in a season for Indianapolis.
- **TWO ERA LEADERS:** J.T. Brubaker's 3.10 ERA (41er/119.0ip) ranked seventh among IL leaders. Tyler Eppler also finished 10th among league qualifiers with a 3.59 ERA (61er/153.0ip). The Indians have had at least one pitcher in the top 10 among ERA qualifiers in seven consecutive seasons (2012-18).
- **MIDSEASON ALL-STARS:** Shortstop Kevin Newman (selected), Eppler (selected) and catcher Ryan Lavarnway (selected) were all honored as International League midseason All-Stars. The game was held on July 11 at Columbus' Huntington Park, where the PCL All-Stars defeated the IL All-Stars, 12-7. The two teams combined for a Triple-A All-Star Game record 29 hits in front of 10,516 in attendance. Newman started at short for the IL and went 1-for-3 with an RBI from the leadoff spot. Lavarnway entered the game in the later innings and bounced into a double play in his only at-bat. Eppler was handed the loss after yielding six earned runs on four hits and two walks in 0.2 innings.
- **POSTSEASON ALL-STARS:** Newman (SS) and Kramer (2B) were both elected to the International League Postseason All-Star team, becoming the first set of teammates at both shortstop and second base on the IL Postseason All-Star team since Columbus' Brian Raabe (2B) and D'Angelo Jimenez (SS) assembled the feat in 1999. Newman joined Brian Bixler (2007) as the only Indians shortstops elected to the IL Postseason All-Star squad while Kramer was the first Tribe second baseman to be named to the IL Postseason All-Star team.
- **MAJOR LEAGUE DEBUTS:** Nine Indians went on to make their MLB debuts with Pittsburgh. Right-handed pitchers Clay Holmes (recalled), Nick Kingham (recalled), Tanner Anderson (selected), Alex McAfee (selected) and Nick Burdi (reinstated from rehab) all ascended to the majors over the course of the season. Position players Austin Meadows (recalled), Newman (selected), Pablo Reyes (selected) and Kramer (selected) each made their debuts, as well.
- **J.T.'S BAKERY:** Brubaker was named as the 2018 Pittsburgh Pirates Minor League Pitcher of the Year on Sept. 21 in a pregame ceremony at PNC Park. He opened the season with a 2-2 record and 1.80 ERA (7er/35.0ip) in six starts for Double-A Altoona and was promoted to Indianapolis on May 10. He then won his Triple-A debut that night in Louisville (6ip, 6h, 0r, 1bb, 2k). The quality start was his first of eight in 22 total starts with the Tribe. He finished his first go-round in Indy with an 8-4 record, 3.10 ERA (41er/119.0ip) and 96 strikeouts against just 36 walks. He went 10-6 with a 2.81 ERA (48er/154.0ip) and 131 strikeouts in 28 starts between both levels, ranking first in ERA and second in strikeouts among Pirates farmhands. In consecutive outings spanning the end of July and early August, he surrendered just one run in 15.0 innings of work en route to being named International League Pitcher of the Week. He registered a 1.01 ERA (3er/26.2ip) in five August starts combined, the seventh-lowest monthly mark by a Tribe pitcher since 2005 (minimum 25.0ip).
- **YOU THE REAL MVP:** Newman was named as Indy's 2018 Team MVP. The middle infielder played in 109 games (106 starts) and hit .302 (132-for-437) with four home runs, two triples, 30 doubles, 35 RBI, 74 runs scored and 28 stolen bases in 39 attempts. He hit leadoff in 105 of his 106 starts and the Indians went 12 games over .500 (59-47) when his name was in the starting lineup. Newman logged the first five-hit game of his career on Aug. 7 vs. Lehigh Valley. His eighth-inning home run in that game completed his first career cycle and a 5-for-5 performance at the dish, the second five-hit game by a Tribe player in 2018 (also: Kevin Kramer, July 19 at GWN). Prior to the 2018 campaign, Josh Harrison had been the last Indian to record a five-hit performance (May 28, 2011 at Pawtucket).
- **BI-CYCLE:** Just three batters after Newman completed his cycle on Aug. 7 vs. Lehigh Valley at Victory Field, Jacob Stallings combined his first career cycle with a triple to right-center. The bi-cycle lifted the Indians to a 12-5 rout over the IronPigs, who eventually finished with the league's best record at 84-56. Newman and Stallings combined for nine of Indy's 18 hits on the night, with each batter driving in three runs apiece. Indianapolis became the second team in 2018 to record multiple cycles in a single game, joining High-A San Jose of the California League. Through Victory Field's first 22 seasons, only three Indians had ever hit for the cycle at The Vic, the most recent being Jeff Clement on June 2, 2012. Newman and Stallings' cycles were completed in a span of four at-bats.
- **BAKER'S DOZEN:** Eppler finished his impressive 2018 campaign with win No. 13 on Labor Day. He fired 7.0 shutout frames in Louisville to become Indy's first 13-game winner since Rick van den Hurk in 2012 and ninth Tribe hurler since 1967 (52 seasons) to tally at least 13 wins in a season. Eppler's win total was second in the IL behind Lehigh Valley's Cole Irvin (14). Eppler was named as Indy's 2018 Pitcher of the Year.
- **HOME SWEET HOME:** Eppler was dominant at Victory Field for the second straight year. At The Vic in 2018, he went 8-0 with a 2.76 ERA (23er/75.0ip) in 13 games (12 starts). In 2017 at home, he was 6-1 with a 2.70 ERA (22er/73.1ip) in 14 games (11 starts). Overall, he went 14-1 with a 2.73 ERA (45er/148.1ip) in 27 games (23 starts) all-time at Victory Field. By comparison, he was 7-14 with a 5.74 ERA (90er/141.0ip) in 28 games (23 starts) on the road.
- **HOTTER THAN THE OSUNA:** Jose Osuna bounced between Indianapolis and Pittsburgh many times in 2018. In the IL, Osuna owned a .321 average (97-for-302) with nine homers, 26 doubles and 59 RBI. He tied with Kramer for the team lead in RBI. His 146 wRC+ was tied for second among IL batters with 300-plus plate appearances, and his .321 average would have led the IL if he had enough at-bats to qualify. The Venezuelan swung a hot bat right out of spring training, recording a .361 average (22-for-61) in April en route to an IL Player of the Month honor. He was at his best with runners in scoring position, posting a .404 average (36-for-89) to become the first Indians player since Gregory Polanco (2014) to have an average of .400 or greater with RISP.
- **PABLO POWER:** Reyes was the recipient of the 2018 Indians Hustle & Grit Position Player Award. He hit .289 (103-for-356) with eight homers, four triples, 20 doubles, 36 RBI, 52 runs scored and 13 stolen bases in 110 games for Indy. He made a number of highlight-worthy defensive plays all over the field, making starts in left field (17), center field (15), third base (25), second base (9) and shortstop (9). He also served as Indy's DH seven times. Reyes was among the first wave of September call-ups and didn't disappoint in the majors; he hit .293 (17-for-58) with three home runs, two doubles and seven RBI in 18 contests with Pittsburgh.
- **MAGNIFICENT MAGNIFICO:** Right-hander Damian Magnifico was named as Indy's 2018 Hustle & Grit Pitcher Award winner during his first 3-4 with a 3.57 ERA (21er/70.2ip) in a team-high 42 appearances (four starts). He struck out 64 batters and held opponents to a .236 average (60-for-254). He was exceptional after the All-Star break, registering a 2.87 ERA (7er/29.0ip) in 16 games (four starts). Right-handed batters hit just .210 (33-for-157) with a .571 OPS against him on the season. He also logged the longest scoreless streak by a Tribe pitcher in 2018, throwing a career-high 19.1 consecutive scoreless innings from July 5-Aug. 5.
- **SEVEN UP:** The Indians reeled off seven straight wins from June 2-9, the 10th winning streak of seven-plus games since 1996. It was Indy's longest winning streak since an eight-gamer from May 16-21, 2017. The Tribe started the stretch with an 8-0 win over the RailRiders at The Vic. They defeated the RailRiders the next day by a 7-3 margin before hitting the road to Rochester and Pawtucket. They swept the Red Wings with 5-0, 7-2 and 8-0 wins and won the first two games in Pawtucket, 8-1 and 7-1. Indy outscored the trio of IL North Division opponents 50-7 during the stretch; the staff only gave up runs in six of the 63 innings played.
- **CRUSHING IN COLUMBUS:** On April 27 at Columbus, the Indians pounded 23 hits in a 17-5 drubbing of the Clippers. The 23 knocks broke the Victory Field era (1996-) record of 22 hits, previously accomplished three times, most recently in a 21-1 win at Columbus on July 6, 2017. Kramer, Meadows and Osuna each hit home runs in the 17-5 win, and the offense added eight doubles to total 11 extra-base hits in the slugfest.
- **KEEP IT IN THE BALLPARK:** Indy's pitching staff allowed a league-low 88 home runs on the season. Brubaker led the way by allowing just 0.53 HR per 9.0 IP (7 HR/119.0 IP), good for the second-lowest mark among qualifying pitchers in the IL. McRae (0.69 HR per 9.0 IP, 5th) and Eppler (0.76 HR per 9.0 IP, 8th) were also among the league's best at keeping the ball in the ballpark. Magnifico surrendered just one home run in 70.2 innings of work (0.13 HR per 9.0 IP), the lowest ratio by a Tribe pitcher with 70-plus IP in a season since 2005.

2018 TEAM AWARD-WINNERS

TEAM SEASON AWARD	PLAYER	STATS
Most Valuable Player	Kevin Newman	.302 AVG, 132 H, 74 R, 28 SB
Silver Slugger Award	Jose Osuna	.321 AVG, .875 OPS, 59 RBI
Pitcher of the Year	Tyler Eppler	13-6, 3.59 ERA, 118 K
Rookie of the Year	Kevin Kramer	.311 AVG, 15 HR, 35 2B, 59 RBI
Hustle & Grit (Pitcher)	Damien Magnifico	3-4, 3.57 ERA, 42 G, .236 BAA
Hustle & Grit (Position Player)	Pablo Reyes	.289 AVG, 32 XBH, 13 SB


HELLO, NEWMAN

Annual Indianapolis Indians team awards date back to 1943. That year, catcher Stewart Hofferth took home Team and American Association MVP honors. Seventy-five years later, Kevin Newman was named Team MVP to become the first Tribe shortstop since Brian Bixler in 2007 and eighth overall to win the award.

Jose Osuna (Photo by Adam Pintar)



Tyler Eppler (Photo by Adam Pintar)



Kevin Newman  
(Photo by Adam Pintar)



Kevin Kramer (Photo by Austin Friedline)



Pablo Reyes (Photo by Adam Pintar)

# 2018 DAY-BY-DAY

DATE	OPP.	W/L	SCORE	REC	HOME	ROAD	POS	GA/GB	WIN	LOSS	SAVE	TIME	ATT	H. ATT
4/6	vs. COL	L	11-4	0-1	0-1	--	T-3rd	-1.0	Morimando (1-0)	Anderson (0-1)	--	3:25	11,407	11,407
4/7	vs. COL	W	10-0	1-1	1-1	--	T-1st	--	Eppler (1-0)	Plutko (0-1)	--	2:49	3,515	14,922
4/8	vs. COL	W	5-3	2-1	2-1	--	T-1st	--	Crick (1-0)	Taylor (0-1)	Hellweg (1)	2:58	3,537	18,459
4/9	vs. TOL	L	13-3	2-2	2-2	--	T-2nd	-1.0	Ladwig (1-0)	Coley (0-1)	--	3:00	3,851	22,310
4/10	vs. TOL	L	9-6	2-3	2-3	--	T-2nd	-2.0	Hardy (1-0)	Sadler (0-1)	--	3:00	2,974	25,284
4/11	vs. TOL	W	4-1	3-3	3-3	--	T-2nd	-1.0	Kingham (1-0)	Carpenter (0-1)	Crick (1)	2:06	4,967	30,251
4/12	@ BUF	W	2-1	4-3	--	1-0	2nd	-1.0	Jones (1-0)	Girodo (0-1)	Hellweg (2)	2:44	11,352	--
4/13	@ BUF	L	11-1	4-4	--	1-1	2nd	-1.0	Rowley (1-0)	McRae (0-1)	--	2:29	4,564	--
4/14	@ BUF	Postponed (Rain, Cold Conditions) - Makeup: DH on 4/15												
4/15 (1)	@ BUF	Postponed (Ice, Cold Conditions) - Makeup: DH on 7/27												
4/15 (2)	@ BUF	Postponed (Ice, Cold Conditions) - Makeup: DH on 7/29												
4/16	@ SYR	Postponed (Rain, Cold Conditions) - Makeup: DH on 4/17												
4/17 (1)	@ SYR	W	4-2 (7)	5-4	--	2-1	2nd	-2.0	Kingham (2-0)	Vargas (0-1)	Hellweg (3)	1:59	1,188	--
4/17 (2)	@ SYR	Postponed (Snow) - Makeup: DH on 4/18												
4/18 (1)	@ SYR	L	5-0 (7)	5-5	--	2-2	2nd	-3.0	Goforth (1-1)	Eppler (1-1)	--	2:09	--	--
4/18 (2)	@ SYR	L	7-0 (7)	5-6	--	2-3	2nd	-3.5	Milone (1-0)	McRae (0-2)	--	2:08	2,086	--
4/19	<b>OFF DAY</b>													
4/20	vs. CHA	W	4-1	6-6	4-3	--	2nd	-3.5	Jones (2-0)	Kopech (0-1)	Neverauskas (1)	2:52	5,406	35,657
4/21	vs. CHA	W	7-2	7-6	5-3	--	2nd	-3.5	Coley (1-1)	House (0-3)	--	2:21	7,700	43,357
4/22	vs. CHA	L	7-2	7-7	5-4	--	2nd	-3.5	Covey (2-1)	Kingham (2-1)	--	2:58	6,363	49,720
4/23	vs. SYR	W	2-0	8-7	6-4	--	2nd	-3.0	Neverauskas (1-0)	Collins (0-1)	--	2:34	4,375	54,095
4/24	vs. SYR	W	4-0	9-7	7-4	--	2nd	-3.0	Eppler (2-1)	Milone (1-1)	--	2:17	8,173	62,268
4/25	vs. SYR	L	4-2 (10)	9-8	7-5	--	2nd	-3.5	Goforth (2-1)	Magnifico (0-1)	--	2:54	4,008	66,276
4/26	<b>OFF DAY</b>													
4/27	@ COL	W	17-5	10-8	--	3-3	2nd	-2.5	Anderson (1-1)	Wilk (1-1)	--	3:38	6,770	--
4/28	@ COL	L	8-0	10-9	--	3-4	2nd	-3.5	Plutko (3-2)	Sadler (0-2)	--	2:48	6,255	--
4/29	@ COL	L	4-2	10-10	--	3-5	2nd	-4.5	Ogando (2-0)	McRae (0-3)	Taylor (3)	2:24	7,223	--
4/30	@ TOL	W	10-7	11-10	--	4-5	2nd	-3.5	Eppler (3-1)	Voelker (0-2)	Neverauskas (2)	3:06	3,687	--
5/1	@ TOL	W	7-3	12-10	--	5-5	2nd	-2.5	Holmes (1-0)	Lewicki (2-1)	--	2:57	3,752	--
5/2	@ TOL	L	7-5	12-11	--	5-6	2nd	-3.5	Voelker (1-2)	Jones (2-1)	Comer (1)	2:31	5,110	--
5/3	vs. GWN	W	3-2	13-11	8-5	--	2nd	-2.5	Smoker (1-0)	Ravin (0-1)	--	2:29	3,980	70,256
5/4	vs. GWN	L	4-3	13-12	8-6	--	3rd	-2.5	Jackson (1-1)	Neverauskas (1-1)	Ravin (2)	2:22	9,260	79,516
5/5	vs. GWN	W	4-2	14-12	9-6	--	2nd	-1.5	Smoker (2-0)	Brothers (1-1)	Hellweg (4)	2:51	8,800	88,316
5/6	vs. GWN	L	4-1 (5)	14-13	9-7	--	3rd	-2.5	Wisler (1-1)	Holmes (1-1)	--	1:23	6,878	95,194
5/7	@ LOU	L	3-1	14-14	--	5-7	3rd	-3.5	Neal (2-0)	Coley (1-2)	Quackenbush (1)	2:33	4,156	--
5/8	@ LOU	W	5-2	15-14	--	6-7	2nd	-3.5	Sadler (1-2)	Lopez (0-3)	Hellweg (5)	2:45	6,202	--
5/9	@ LOU	L	4-3	15-15	--	6-8	2nd	-4.5	Tapia (2-2)	McRae (0-4)	Quackenbush (2)	2:23	8,833	--
5/10	@ LOU	W	7-1	16-15	--	7-8	2nd	-4.5	Brubaker (1-0)	Reed (0-1)	--	2:37	6,399	--
5/11	vs. COL	L	8-6	16-16	9-8	--	2nd	-4.5	Fife (2-3)	Holmes (1-2)	Taylor (4)	3:05	10,281	105,475
5/12	vs. COL	W	2-1	17-16	10-8	--	2nd	-4.5	Musgrove (1-0)	Wilk (1-3)	Hellweg (6)	2:28	10,391	115,866
5/13	vs. COL	W	12-7	18-16	11-8	--	2nd	-4.5	Sadler (2-2)	Sulser (1-1)	--	3:03	6,426	122,292
5/14	<b>OFF DAY</b>													
5/15	@ NOR	W	10-8	19-16	--	8-8	2nd	-4.5	Magnifico (1-1)	Lee (0-2)	Hellweg (7)	2:58	3,317	--
5/16	@ NOR	L	4-3	19-17	--	8-9	2nd	-5.5	Wotherspoon (2-2)	Schultz (0-1)	--	2:40	2,708	--
5/17	@ NOR	W	6-0	20-17	--	9-9	2nd	-5.5	Holmes (2-2)	Gurka (1-2)	--	2:48	5,066	--
5/18	@ DUR	L	12-3	20-18	--	9-10	2nd	-6.5	Kolarek (4-0)	Musgrove (1-1)	Castillo (3)	2:49	7,750	--
5/19	@ DUR	L	10-7	20-19	--	9-11	2nd	-6.5	Poche (2-0)	Eppler (3-2)	Gibaut (3)	3:23	9,050	--
5/20	@ DUR	W	9-2	21-19	--	10-11	2nd	-6.5	McRae (1-4)	Hu (0-3)	--	2:42	8,837	--
5/21	vs. LOU	W	3-2	22-19	12-8	--	2nd	-5.5	Brubaker (2-0)	Finnegan (0-3)	Hellweg (8)	2:23	5,687	127,979
5/22	vs. LOU	W	5-3	23-19	13-8	--	2nd	-4.5	Sadler (3-2)	Reed (0-3)	Hellweg (9)	2:55	12,279	140,258
5/23	vs. LOU	L	10-2	23-20	13-9	--	2nd	-5.5	Stephenson (4-4)	Coley (1-3)	--	3:03	6,901	147,159
5/24	vs. LOU	W	4-0	24-20	14-9	--	2nd	-5.5	Eppler (4-2)	Neal (2-2)	--	2:22	10,805	157,964
5/25	@ CHA	L	2-1	24-21	--	10-12	2nd	-5.5	Fulmer (1-0)	Sadler (3-3)	Scahill (3)	2:29	8,762	--
5/26	@ CHA	W	6-2	25-21	--	11-12	2nd	-4.5	Hellweg (1-0)	Ross Jr. (0-2)	--	3:19	8,777	--
5/27	@ CHA	L	4-3	25-22	--	11-13	2nd	-4.5	Roach (4-2)	Brubaker (2-1)	Minaya (2)	2:36	10,256	--
5/28	@ CHA	L	7-5	25-23	--	11-14	2nd	-5.5	Kopech (2-2)	Holmes (2-3)	Scahill (4)	2:35	6,773	--
5/29	vs. GWN	L	3-2 (10)	25-24	14-10	--	2nd	-5.5	Hursh (1-2)	Neverauskas (1-2)	Phillips (4)	2:44	5,257	163,221
5/30	vs. GWN	L	11-4	25-25	14-11	--	2nd	-6.5	Bell (2-0)	Waddell (0-1)	--	3:14	5,556	168,777
5/31	vs. GWN	L	3-0	25-26	14-12	--	2nd	-7.5	Brothers (2-1)	McRae (1-5)	Hursh (1)	2:26	5,317	174,094
6/1	vs. SWB	L	4-0	25-27	14-13	--	2nd	-8.5	Adams (2-2)	Brubaker (2-2)	--	2:43	11,355	185,449
6/2	vs. SWB	W	8-0	26-27	15-13	--	2nd	-8.5	Holmes (3-3)	Sheffield (0-2)	--	2:43	11,117	196,566
6/3	vs. SWB	W	7-3	27-27	16-13	--	2nd	-7.5	Eppler (5-2)	Rogers (5-4)	--	2:42	8,998	205,564

ORGANIZATION

2019 INDIANS

IL & OPPONENTS

2018 REVIEW

PIRATES

HISTORY

GENERAL

# 2018 DAY-BY-DAY

DATE	OPP.	WL	SCORE	REC	HOME	ROAD	POS	GA/GB	WINNING PITCHER	LOSING PITCHER	SAVE	TIME	ATT	H. ATT	
6/4	<b>OFF DAY</b>														
6/5	© ROC	W	5-0	28-27	--	12-14	2nd	-7.5	Waddell (1-1)	Gonsalves (4-2)	--	2:53	5,328	--	
6/6	© ROC	W	7-2	29-27	--	13-14	2nd	-7.5	McRae (2-5)	Slegers (5-3)	--	3:08	4,757	--	
6/7	© ROC	W	8-0	30-27	--	14-14	2nd	-6.5	Brubaker (3-2)	Enns (4-6)	--	2:39	4,798	--	
6/8	© PAW	W	8-1	31-27	--	15-14	2nd	-5.5	Holmes (4-3)	Stankiewicz (0-1)	--	2:58	7,101	--	
6/9	© PAW	W	7-1	32-27	--	16-14	2nd	-4.5	Eppler (6-2)	Josh Smith (0-1)	--	3:15	11,443	--	
6/10	© PAW	L	11-1	32-28	--	16-15	2nd	-5.5	Josh D. Smith (2-3)	Waddell (1-2)	--	3:02	10,061	--	
6/11	vs. TOL	L	4-0	32-29	16-14	--	2nd	-6.5	Aumont (2-1)	McRae (2-6)	--	2:48	11,000	216,564	
6/12	vs. TOL	W	5-2	33-29	17-14	--	2nd	-5.5	Brubaker (4-2)	Dowdy (2-3)	Schultz (1)	2:32	7,250	232,814	
6/13	vs. TOL	W	3-2	34-29	18-14	--	2nd	-4.5	Holmes (5-3)	Alexander (1-2)	Hellweg (10)	2:34	8,609	232,423	
6/14	vs. TOL	W	7-3	35-29	19-14	--	2nd	-3.5	Kingham (3-1)	Ladwig (5-3)	--	2:26	8,762	241,185	
6/15	© COL	L	5-4	35-30	--	16-16	2nd	-3.5	Kontos (2-0)	Eppler (6-3)	Zarate (1)	3:00	10,100	--	
6/16	© COL	L	10-4	35-31	--	16-17	2nd	-4.5	Chiang (2-0)	Hellweg (1-1)	--	2:37	10,673	--	
6/17	© COL	W	6-3	36-31	--	17-17	2nd	-3.5	Waddell (2-2)	Sulser (2-3)	Schultz (2)	3:16	8,904	--	
6/18	<b>OFF DAY</b>														
6/19	vs. NOR	W	4-2	37-31	20-14	--	2nd	-3.5	Holmes (6-3)	Fry (0-1)	Hellweg (11)	2:37	8,958	250,143	
6/20	vs. NOR	W	5-3	38-31	21-14	--	2nd	-3.5	Kingham (4-1)	Wojciechowski (3-4)	Schultz (3)	2:39	8,244	258,387	
6/21	vs. NOR	W	4-3 (6)	39-31	22-14	--	2nd	-2.5	Eppler (7-3)	Yacobonis (3-2)	Liranzo (1)	1:57	7,608	265,995	
6/22	vs. DUR	L	6-1	39-32	22-15	--	2nd	-3.5	Moore (2-2)	McRae (2-7)	Poche (1)	2:43	9,942	275,937	
6/23	vs. DUR	W	7-6 (10)	40-32	23-15	--	2nd	-3.5	Smoker (3-0)	Franco (1-1)	--	3:36	14,598	290,535	
6/24	vs. DUR	L	2-1	40-33	23-16	--	2nd	-3.5	Weber (4-3)	Waddell (2-3)	Kittredge (2)	2:32	10,446	301,202	
6/25	© TOL	W	5-4	41-33	--	18-17	2nd	-2.5	Romero (1-0)	Tazawa (0-1)	Anderson (1)	3:14	5,426	--	
6/26	© TOL	W	7-1	42-33	--	19-17	2nd	-1.5	Eppler (8-3)	Ladwig (5-4)	--	2:39	8,249	--	
6/27	© TOL	W	7-0	43-33	--	20-17	2nd	-0.5	McRae (3-7)	Turner (1-1)	--	2:25	10,500	--	
6/28	© COL	L	5-3	43-34	--	20-18	2nd	-1.5	Zarate (2-1)	Romero (1-1)	Taylor (6)	2:52	8,389	--	
6/29	© COL	L	10-6	43-35	--	20-19	2nd	-2.5	Merritt (1-1)	Waddell (2-4)	--	2:53	9,305	--	
6/30	© COL	L	10-9	43-36	--	20-20	2nd	-2.5	Taylor (4-1)	Smoker (3-1)	--	3:32	9,608	--	
7/1	© COL	L	8-3	43-37	--	20-21	2nd	-2.5	Zarate (3-1)	Magnifico (1-2)	--	2:47	7,835	--	
7/2	© LOU	W	7-1	44-37	--	21-21	2nd	-1.5	Sadler (4-3)	Finnegan (2-7)	--	2:41	5,107	--	
7/3	© LOU	L	3-2	44-38	--	21-22	2nd	-2.5	Bailey (1-2)	Brubaker (4-3)	Quackenbush (12)	2:36	10,639	--	
7/4	vs. LOU	W	4-2	45-38	24-16	--	2nd	-1.5	Waddell (3-4)	Tapia (3-4)	Sadler (1)	2:26	14,387	315,589	
7/5	vs. LOU	L	5-2	45-39	24-17	--	2nd	-1.5	Stephenson (8-6)	Keller (0-1)	Quackenbush (13)	2:45	5,419	321,008	
7/6	vs. COL	W	5-2	46-39	25-17	--	2nd	-1.5	Eppler (9-3)	Olson (0-1)	Anderson (2)	2:29	10,482	331,490	
7/7	vs. COL	W	7-0	47-39	26-17	--	2nd	-1.5	Sadler (5-3)	Talbot (2-3)	Liranzo (2)	2:39	14,242	345,732	
7/8	vs. COL	W	5-4	48-39	27-17	--	2nd	-0.5	Magnifico (2-2)	Wilk (3-7)	Anderson (3)	2:47	8,805	354,537	
7/9	<b>All-Star Break - Toledo's Chad Huffman wins HR Derby</b>														
7/10	<b>All-Star Break</b>														
7/11	<b>All-Star Game at Columbus - PCL All-Stars 12, IL All-Stars 7</b>														
7/11	vs. TOL	L	5-3	48-40	27-18	--	2nd	-1.5	Reininger (3-1)	Anderson (1-2)	Houston (3)	2:41	9,724	364,261	
7/13	vs. TOL	W	8-0	49-40	28-18	--	2nd	-0.5	Waddell (4-4)	Lewicki (4-4)	--	2:18	11,863	376,124	
7/14	vs. TOL	W	5-4	50-40	29-18	--	1st	+0.5	Magnifico (3-2)	Alcantara (4-2)	Neverauskas (3)	2:34	11,186	387,310	
7/15	vs. TOL	L	9-2	50-41	29-19	--	2nd	-0.5	Cervenka (2-0)	Sadler (4-3)	--	2:52	7,695	395,005	
7/16	© GWN	L	4-3	50-42	--	21-23	2nd	-0.5	Allard (6-4)	Eppler (9-4)	Webb (5)	2:18	996	--	
7/17	© GWN	L	7-2	50-43	--	21-24	2nd	-0.5	Wisler (4-4)	McRae (3-8)	--	2:34	1,611	--	
7/18	© GWN	L	4-2	50-44	--	21-25	2nd	-1.5	Webb (2-2)	Liranzo (0-1)	--	2:49	1,451	--	
7/19	© GWN	W	10-3	51-44	--	22-25	2nd	-1.5	Brubaker (5-3)	Gohara (1-4)	--	3:12	2,090	--	
7/20	© CHA	L	6-5 (10)	51-45	--	22-26	2nd	-1.5	Fulmer (5-5)	Sadler (5-5)	--	3:17	10,371	--	
7/21	© CHA	L	5-4	51-46	--	22-27	2nd	-1.5	Tomshaw (3-1)	Eppler (9-5)	Infante (6)	2:40	9,505	--	
7/22	© CHA	W	6-4 (11)	52-46	--	23-27	2nd	-0.5	Liranzo (1-1)	Scahill (2-3)	--	3:30	8,412	--	
7/23	<b>OFF DAY</b>														
7/24	vs. ROC	L	2-0	52-47	29-20	--	2nd	-0.5	Gonsalves (7-3)	Waddell (4-5)	Busenitz (5)	2:35	9,006	404,011	
7/25	vs. ROC	W	3-1	53-47	30-20	--	1st	+0.5	Brubaker (6-3)	Stewart (0-3)	Anderson (4)	2:32	10,054	414,065	
7/26	vs. ROC	W	4-0	54-47	31-20	--	1st	+0.5	Holmes (7-3)	Romero (2-3)	--	2:11	8,894	422,959	
7/27 (1)	vs. BUF	W	4-3 (7)	55-47	32-20	--	1st	+1.0	Eppler (10-5)	Barnes (0-1)	Neverauskas (4)	2:06	13,514	436,473	
7/27 (2)	© BUF	W	6-3 (7)	56-47	--	24-27	1st	+1.5	Sadler (6-5)	Mayza (3-2)	--	2:07	--	--	
7/28	vs. BUF	W	6-4	57-47	33-20	--	1st	+3.0	DuRapau (1-0)	Fisk (2-4)	Anderson (5)	2:39	13,619	450,092	
7/29 (1)	vs. BUF	L	2-1 (7)	57-48	33-21	--	1st	+2.5	Stewart (1-0)	Waddell (4-6)	Shafer (9)	2:08	11,089	461,181	
7/29 (2)	© BUF	W	2-0 (7)	58-48	--	25-27	1st	+2.5	Liranzo (2-1)	Breslow (0-1)	--	2:01	--	--	
7/30	© COL	W	4-2	59-48	--	26-27	1st	+2.5	Feliz (1-0)	Taylor (7-2)	--	2:32	11,133	--	
7/31	© COL	L	10-9 (12)	59-49	--	26-28	1st	+2.5	Edwards (2-1)	Neverauskas (1-3)	--	4:23	7,222	--	
8/1	© COL	W	5-4	60-49	--	27-28	1st	+3.5	Eppler (11-5)	DeMasi (1-2)	Liranzo (3)	2:51	7,767	--	
8/2	© TOL	L	9-1	60-50	--	27-29	1st	+2.5	Turner (2-4)	Keller (0-2)	--	2:17	6,032	--	

ORGANIZATION

2019 INDIANS

IL & OPPONENTS

2018 REVIEW

PIRATES

HISTORY

GENERAL



# 2018 DAY-BY-DAY

DATE	OPP.	W/L	SCORE	REC	HOME	ROAD	POS	GA/GB	WINNING PITCHER	LOSING PITCHER	SAVE	TIME	ATT	H. ATT	
8/3	@ TOL	W	12-7	61-50	--	28-29	1st	+3.5	Anderson (2-2)	Lewicki (5-6)	--	3:03	10,500	--	
8/4	@ TOL	W	2-0	62-50	--	29-29	1st	+4.5	Brubaker (7-3)	Carpenter (2-7)	Feliz (1)	2:23	12,500	--	
8/5	@ TOL	L	7-6	62-51	--	29-30	1st	+3.5	Saupold (2-0)	DuRapau (1-1)	Barbato (8)	2:57	8,556	--	
8/6	<b>OFF DAY</b>														
8/7	vs. LHV	W	12-5	63-51	34-21	--	1st	+3.0	Eppler (12-5)	Irvin (10-4)	--	2:44	6,608	467,789	
8/8	vs. LHV	W	4-3	64-51	35-21	--	1st	+4.0	Feliz (2-0)	Beato (6-3)	--	2:30	8,048	475,837	
8/9	vs. LHV	W	3-1	65-51	36-21	--	1st	+4.0	Keller (1-2)	Eshelman (2-11)	McRae (1)	2:57	7,856	483,693	
8/10	vs. PAW	L	3-2	65-52	36-22	--	1st	+4.0	Josh D. Smith (7-5)	Waddell (4-7)	Poyner (5)	2:56	13,219	496,912	
8/11	vs. PAW	L	3-2	65-53	36-23	--	1st	+3.0	Scott (3-3)	Brault (0-1)	Kelley (1)	2:52	14,688	511,600	
8/12	vs. PAW	L	9-5	65-54	36-24	--	1st	+2.0	Josh A. Smith (4-4)	McRae (3-9)	--	3:06	14,057	525,657	
8/13	@ SWB	Postponed (Rain) - Makeup: DH on 8/14													
8/14 (1)	@ SWB	L	7-3 (5)	65-55	--	29-31	1st	+1.5	Swanson (2-2)	Kingham (4-2)	--	1:23	4,404	--	
8/14 (2)	@ SWB	Postponed (Rain) - Makeup: DH on 8/15													
8/15 (1)	@ SWB	W	7-3 (7)	66-55	--	30-31	1st	+1.5	Keller (2-2)	Sheffield (5-4)	--	2:48	--	--	
8/15 (2)	@ SWB	L	3-1 (7)	66-56	--	30-32	1st	+1.0	Cortes (6-5)	Burdi (0-1)	--	1:39	7,221	--	
8/16	@ LHV	L	6-5	66-57	--	30-33	T-1st	--	Gilbert (1-1)	Liranzo (2-2)	--	2:47	7,905	--	
8/17	@ LHV	Suspended (Rain) - Completed on 8/18													
8/17-18	@ LHV	L	4-1	66-58	--	30-34	2nd	-1.0	Irvin (12-4)	Eppler (12-6)	--	2:25	10,100	--	
8/18	@ LHV	W	5-1 (8)	67-58	--	31-34	T-1st	--	Holmes (8-3)	Beato (6-4)	--	2:34	10,100	--	
8/19	@ LHV	W	15-6 (10)	68-58	--	32-34	1st	+1.0	Neverauskas (2-3)	Hibbs (0-1)	--	3:53	9,327	--	
8/20	<b>OFF DAY</b>														
8/21	vs. COL	L	4-3 (10)	68-59	36-25	--	T-1st	--	Martin (4-0)	McRae (3-10)	Marshall (2)	3:22	5,727	531,384	
8/22	vs. COL	L	2-1	68-60	36-26	--	2nd	-1.0	Martinez (1-0)	Burdi (0-2)	Marshall (3)	2:42	6,717	538,101	
8/23	vs. COL	W	8-6	69-60	37-26	--	T-1st	--	Brubaker (8-3)	Fife (5-7)	--	2:42	7,563	545,664	
8/24	@ LOU	L	5-4	69-61	--	32-35	T-1st	--	Brice (3-1)	Liranzo (2-3)	--	2:49	9,570	--	
8/25	@ LOU	L	4-2	69-62	--	32-36	T-1st	--	Rainey (6-2)	Boshers (0-1)	Quackenbush (24)	2:31	8,312	--	
8/26	vs. LOU	W	5-3	70-62	38-26	--	1st	+1.0	Keller (3-2)	Finnegan (2-10)	Anderson (6)	2:35	13,835	559,499	
8/27	vs. LOU	L	14-2	70-63	38-27	--	T-1st	--	Tapia (4-5)	Waddell (4-8)	Brice (1)	3:14	7,889	567,388	
8/28	vs. TOL	L	4-2	70-64	38-28	--	2nd	-1.0	Reininger (5-1)	Magnifico (3-3)	Houston (8)	3:02	6,584	573,972	
8/29	vs. TOL	W	4-3	71-64	39-28	--	2nd	-1.0	Anderson (3-2)	Saupold (3-1)	Boshers (1)	2:29	7,763	581,735	
8/30	vs. TOL	L	4-3	71-65	39-29	--	2nd	-1.0	Voelker (6-3)	Feliz (2-1)	Houston (9)	2:41	10,274	592,009	
8/31	vs. LOU	L	6-5	71-66	39-30	--	3rd	-1.0	Rainey (7-2)	Magnifico (3-4)	Quackenbush (25)	2:50	12,489	604,498	
9/1	vs. LOU	W	5-2	72-66	40-30	--	T-2nd	-0.5	Waddell (5-8)	Martinez (0-1)	Feliz (2)	2:43	14,624	619,122	
9/2	@ LOU	L	10-2	72-67	--	32-37	T-2nd	-1.5	Nicolino (6-6)	Brubaker (8-4)	Rainey (3)	2:35	10,766	--	
9/3	@ LOU	W	4-0	73-67	--	33-37	T-2nd	-0.5	Eppler (13-6)	Lopez (5-13)	--	2:20	7,171	--	

**2018 TOTALS: 73-67 (Home: 40-30, Road: 33-37), .271 AVG, 104 HR | 3.88 ERA, 1,093 SO**



The Tribe's final home game in 2018 had an attendance of 14,624, the fifth sellout of the season. (Photo by Austin Friedline)

# 2018 TRIBE TRANSACTIONS (180)

## APRIL TRANSACTIONS (15)

Date	Action (Roster Size)
April 6	Opening Day [25 + 1 DL + 1 SUS + 1 RES].
April 13	RHP Kyle Crick recalled by PIT [24 + 1 DL + 1 SUS + 1 RES]. RHP Richard Rodriguez recalled by PIT [23 + 1 DL + 1 SUS + 1 RES]. RHP Clay Holmes optioned by PIT [24 + 1 DL + 1 SUS + 1 RES].
April 16	LHP Josh Smoker optioned by PIT (4/13) [25 + 1 DL + 1 SUS + 1 RES]. INF Max Moroff recalled by PIT [24 + 1 DL + 1 SUS + 1 RES].
April 20	RHP Dovydas Neverauskas optioned by PIT (4/16) [25 + 1 DL + 1 SUS + 1 RES]. RHP AJ. Schugel begins rehab assignment [25 + 1 MLB + 1 DL + 1 SUS + 1 RES]. RHP Brett McKinney transferred to WWBB [24 + 1 MLB + 1 DL + 1 SUS + 1 RES]. UTL Pablo Reyes transferred from ALT to Indy [25 + 1 MLB + 1 DL + 1 SUS + 1 RES].
April 25	UTL Jose Osuna recalled by PIT as 26th man [24 + 1 MLB + 1 DL + 1 SUS + 1 RES].
April 26	UTL Jose Osuna returned to Indy [25 + 1 MLB + 1 DL + 1 SUS + 1 RES]. OF Todd Cunningham traded to CWS [24 + 1 MLB + 1 DL + 1 SUS + 1 RES]. RHP Bo Schultz transferred from BRD to Indy [25 + 1 MLB + 1 DL + 1 SUS + 1 RES].
April 29	RHP Nick Kingham recalled by PIT [24 + 1 MLB + 1 DL + 1 SUS + 1 RES]. RHP Brett McKinney transferred from WWBB to Indy [25 + 1 MLB + 1 DL + 1 SUS + 1 RES].

## MAY TRANSACTIONS (27)

Date	Action (Roster Size)
May 4	RHP AJ. Schugel returned to PIT from rehab assignment [25 + 1 DL + 1 SUS + 1 RES].
May 7	UTL Jose Osuna placed on PIT taxi squad [24 + 1 DL + 1 SUS + 1 RES]. INF Wyatt Mathisen transferred from ALT to Indy [25 + 1 DL + 1 SUS + 1 RES].
May 9	RHP Brett McKinney placed on DL (retro to 5/7) (R shoulder sprain) [24 + 2 DL + 1 SUS + 1 RES]. RHP Nick Kingham optioned by PIT (5/7) [25 + 2 DL + 1 SUS + 1 RES].
May 10	RHP Nick Kingham option transferred to ALT [24 + 2 DL + 1 SUS + 1 RES]. RHP J.T. Brubaker transferred from ALT to Indy [25 + 2 DL + 1 SUS + 1 RES].
May 12	RHP Joe Musgrove rehab transferred from ALT to Indy [25 + 1 MLB + 2 DL + 1 SUS + 1 RES].
May 17	RHP J.T. Brubaker placed on temporary inactive list [24 + 1 MLB + 2 DL + 1 IL + 1 SUS + 1 RES]. C Jackson Williams transferred from WWBB to Indy [25 + 1 MLB + 1 DL + 1 IL + 1 SUS + 1 RES].
May 18	OF Austin Meadows recalled by PIT [24 + 1 MLB + 2 DL + 1 IL + 1 SUS + 1 RES].
May 21	RHP J.T. Brubaker reinstated from inactive list [25 + 1 MLB + 2 DL + 1 SUS + 1 RES].
May 22	RHP Tyler Jones released [24 + 1 MLB + 2 DL + 1 SUS + 1 RES]. RHP Jesus Liranzo optioned transferred from ALT to Indy [25 + 1 MLB + 2 DL + 1 SUS + 1 RES]. C Jackson Williams transferred to WWBB [24 + 1 MLB + 2 DL + 1 SUS + 1 RES]. INF Max Moroff optioned by PIT (5/19) [25 + 1 MLB + 2 DL + 1 SUS + 1 RES].
May 23	RHP J.T. Brubaker transferred to ALT [24 + 1 MLB + 2 DL + 1 SUS + 1 RES]. RHP Nick Kingham optioned by PIT (5/20) [25 + 1 MLB + 2 DL + 1 SUS + 1 RES].
May 25	RHP Joe Musgrove returned to PIT from rehab assignment [25 + 2 DL + 1 SUS + 1 RES]. RHP Austin Coley transferred to ALT [24 + 2 DL + 1 SUS + 1 RES]. RHP J.T. Brubaker transferred from ALT to Indy [25 + 2 DL + 1 SUS + 1 RES].
May 28	RHP Nick Kingham recalled by PIT [24 + 2 DL + 1 SUS + 1 RES].
May 29	UTL Jose Osuna optioned by PIT (5/26) [25 + 2 DL + 1 SUS + 1 RES]. RHP Brett McKinney reinstated from DL, released [25 + 1 DL + 1 SUS + 1 RES].
May 30	1B/OF Jerick Suter transferred to WWBB [24 + 1 DL + 1 SUS + 1 RES]. LHP Brandon Waddell transferred from ALT to Indy [25 + 1 DL + 1 SUS + 1 RES].
May 31	RHP Montara D. Rapau reinstated from restricted list, transferred to ALT [25 + 1 DL + 1 SUS].

## JUNE TRANSACTIONS (34)

Date	Action (Roster Size)
June 6	UTL Eric Wood placed on DL (R pinky fracture) [24 + 2 DL + 1 SUS]. 1B/OF Jerick Suter transferred from WWBB to Indy [25 + 2 DL + 1 SUS].
June 8	RHP Dovydas Neverauskas recalled by PIT [24 + 2 DL + 1 SUS].
June 9	C Jackson Williams transferred from WWBB to Indy [25 + 2 DL + 1 SUS].
June 10	C Jacob Stallings recalled by PIT [24 + 2 DL + 1 SUS].
June 11	UTL Adam Frazier optioned by PIT (6/10) [25 + 2 DL + 1 SUS]. INF Jung Ho Kang rehab transferred from BRD to Indy [25 + 1 MLB + 2 DL + 1 SUS].
June 12	1B/OF Jerick Suter placed on DL (retro to 6/11) (L ankle sprain) [24 + 1 MLB + 3 DL + 1 SUS]. RHP Nick Kingham optioned by PIT (6/10) [25 + 1 MLB + 3 DL + 1 SUS].
June 16	RHP Tyler Eppler placed on temporary inactive list [24 + 1 MLB + 3 DL + 1 IL + 1 SUS]. INF Jung Ho Kang reinstated from restricted list, optioned by PIT [25 + 3 DL + 1 IL + 1 SUS].
June 18	UTL Jose Osuna recalled by PIT [24 + 3 DL + 1 IL + 1 SUS].
June 19	C Jacob Stallings optioned by PIT (6/18) [25 + 3 DL + 1 IL + 1 SUS]. LHP Enny Romero rehab transferred from ALT to Indy [25 + 1 MLB + 3 DL + 1 IL + 1 SUS].
June 20	C Jackson Williams placed on DL (retro to 6/18) (L ankle sprain) [24 + 1 MLB + 4 DL + 1 IL + 1 SUS]. RHP Dovydas Neverauskas optioned by PIT (6/18) [25 + 1 MLB + 4 DL + 1 IL + 1 SUS]. UTL Adam Frazier recalled by PIT [24 + 1 MLB + 4 DL + 1 IL + 1 SUS].
June 21	RHP Tyler Eppler reinstated from inactive list [25 + 1 MLB + 4 DL + 1 SUS].
June 22	C Jacob Stallings recalled by PIT [24 + 1 MLB + 4 DL + 1 SUS].
June 24	C Arden Pabst transferred from BRD to Indy [25 + 1 MLB + 4 DL + 1 SUS]. RHP Clay Holmes recalled by PIT [24 + 1 MLB + 4 DL + 1 SUS]. 1B/OF Jerick Suter reinstated from DL [25 + 1 MLB + 3 DL + 1 SUS].
June 25	C Arden Pabst transferred to BRD [24 + 1 MLB + 3 DL + 1 SUS]. C Jackson Williams reinstated from DL [25 + 1 MLB + 2 DL + 1 SUS]. RHP Johnny Hellweg released w/intent to sign overseas [24 + 1 MLB + 2 DL + 1 SUS].
June 26	UTL Adam Frazier optioned by PIT (6/23) [25 + 1 MLB + 2 DL + 1 SUS].
June 27	OF Christopher Bostick placed on DL (appendectomy) [24 + 1 MLB + 3 DL + 1 SUS]. UTL Eric Wood reinstated from DL [25 + 1 MLB + 2 DL + 1 SUS]. RHP Tanner Anderson has contract selected by PIT [24 + 1 MLB + 2 DL + 1 SUS]. INF Jung Ho Kang placed on DL (retro to 6/25) (L wrist sprain) [23 + 1 MLB + 3 DL + 1 SUS].
June 28	OF Jason Martin transferred from ALT to Indy [24 + 1 MLB + 3 DL + 1 SUS]. RHP Mitch Keller transferred from ALT to Indy [25 + 1 MLB + 3 DL + 1 SUS].
June 29	INF Max Moroff recalled by PIT [24 + 1 MLB + 3 DL + 1 SUS].

# 2018 TRIBE TRANSACTIONS

## JULY TRANSACTIONS (50)

Date	Action [Roster Size]
July 2	UTL Sean Rodriguez begins rehab assignment [24 + 2 MLB + 3 DL + 1 SUS].
July 2	RHP Nick Kingham recalled by PIT [23 + 2 MLB + 3 DL + 1 SUS]. LHP Enry Romero returned to PIT from rehab assignment, DR[d] [23 + 1 MLB + 3 DL + 1 SUS].
July 3	RHP Dovydas Neverauskas recalled by PIT [22 + 1 MLB + 3 DL + 1 SUS]. INF Erich Weiss placed on DL (retro to 7/2) (R hip flexor strain) [21 + 1 MLB + 4 DL + 1 SUS]. RHP Montana DuRapau transferred from ALT to Indy [22 + 1 MLB + 4 DL + 1 SUS].
July 4	UTL Jose Osuna optioned by PIT (7/2) [23 + 1 MLB + 4 DL + 1 SUS]. RHP Tanner Anderson optioned by PIT (7/3) [24 + 1 MLB + 4 DL + 1 SUS]. LHP Josh Smoker recalled by PIT [23 + 1 MLB + 4 DL + 1 SUS].
July 6	OF Jordan Luplow recalled by PIT [22 + 1 MLB + 4 DL + 1 SUS].
July 7	RHP Alex McRae has contract selected by PIT [21 + 1 MLB + 4 DL + 1 SUS].
July 9	UTL Sean Rodriguez rehab transferred to BRD [21 + 4 DL + 1 SUS]. C Jackson Williams placed on DL (retro to 7/7) (R calf strain) [20 + 5 DL + 1 SUS].
July 10	RHP Clay Holmes option transferred from BRD to Indy [21 + 5 DL + 1 SUS]. RHP Mitch Keller transferred to BRD [20 + 5 DL + 1 SUS]. LHP Josh Smoker optioned by PIT (7/7) [21 + 5 DL + 1 SUS]. RHP Dovydas Neverauskas optioned by PIT (7/7) [22 + 5 DL + 1 SUS].
July 11	C Jacob Stallings optioned by PIT (7/8) [23 + 5 DL + 1 SUS]. RHP Mitch Keller transferred from BRD to Indy [24 + 5 DL + 1 SUS].
July 12	RHP Alex McRae optioned by PIT (7/10) [25 + 5 DL + 1 SUS]. UTL Sean Rodriguez rehab transferred from BRD to Indy [25 + 1 MLB + 5 DL + 1 SUS].
July 14	C Jacob Stallings recalled by PIT [24 + 1 MLB + 5 DL + 1 SUS]. RHP Clay Holmes recalled by PIT as 26th man [23 + 1 MLB + 5 DL + 1 SUS]. RHP Bo Schultz placed on DL (R forearm strain) [22 + 1 MLB + 6 DL + 1 SUS]. RHP Mitch Keller placed on temporary inactive list [21 + 1 MLB + 6 DL + 1 IL + 1 SUS]. C Jackson Williams reinstated from DL [22 + 1 MLB + 5 DL + 1 IL + 1 SUS].
July 15	RHP Clay Holmes returned to Indy [23 + 1 MLB + 5 DL + 1 IL + 1 SUS]. RHP Tanner Anderson recalled by PIT [22 + 1 MLB + 5 DL + 1 IL + 1 SUS].
July 16	UTL Eric Wood placed on DL (L hamstring strain) [21 + 1 MLB + 6 DL + 1 IL + 1 SUS]. UTL Alfredo Reyes transferred from ALT to Indy [22 + 1 MLB + 6 DL + 1 IL + 1 SUS]. OF Christopher Bostick begins MiLB rehab w/ GCL Pirates [22 + 1 MLB + 6 DL + 1 IL + 1 SUS].
July 18	RHP Mitch Keller reinstated from inactive list [23 + 1 MLB + 6 DL + 1 SUS]. OF Austin Meadows optioned by PIT (7/15) [24 + 1 MLB + 6 DL + 1 SUS].
July 20	UTL Sean Rodriguez returned to PIT from rehab assignment [24 + 6 DL + 1 SUS].
July 21	OF Christopher Bostick reinstated from DL [25 + 5 DL + 1 SUS]. UTL Alfredo Reyes transferred to ALT [24 + 5 DL + 1 SUS]. RHP Tanner Anderson optioned by PIT (7/20) [25 + 5 DL + 1 SUS].
July 23	RHP Casey Sadler has contract selected by PIT [24 + 5 DL + 1 SUS]. LHP Josh Smoker designated for assignment [23 + 5 DL + 1 SUS]. INF Erich Weiss begins MiLB rehab with WWBB [23 + 5 DL + 1 SUS].
July 25	UTL Adam Frazier recalled by PIT [22 + 5 DL + 1 SUS]. INF Max Moroff optioned by PIT (7/23) [23 + 5 DL + 1 SUS].
July 26	RHP Casey Sadler optioned by PIT (7/25) [24 + 5 DL + 1 SUS].
July 27	RHP Alex McRae recalled by PIT [23 + 5 DL + 1 SUS].
July 28	UTL Jose Osuna recalled by PIT [22 + 5 DL + 1 SUS]. C Jacob Stallings optioned by PIT (7/26) [23 + 5 DL + 1 SUS]. OF Austin Meadows recalled by PIT [22 + 5 DL + 1 SUS].
July 29	INF Erich Weiss reinstated from DL [23 + 4 DL + 1 SUS].
July 30	RHP Michael Feliz optioned by PIT (7/27) [24 + 4 DL + 1 SUS].
July 31	OF Christopher Bostick recalled by PIT [23 + 4 DL + 1 SUS].

## AUGUST TRANSACTIONS (39)

Date	Action [Roster Size]
Aug. 1	UTL Eric Wood reinstated from DL [24 + 3 DL + 1 SUS].
Aug. 2	UTL Alfredo Reyes transferred from ALT to Indy [25 + 3 DL + 1 SUS].
Aug. 3	RHP Dovydas Neverauskas recalled by PIT [24 + 3 DL + 1 SUS].
Aug. 5	RHP Casey Sadler recalled by PIT [23 + 3 DL + 1 SUS]. RHP Nick Kingham optioned by PIT (8/2) [24 + 3 DL + 1 SUS]. C Jackson Williams placed on DL (retro to 8/3) (L ankle sprain) [23 + 4 DL + 1 SUS].
Aug. 6	LHP Steven Brautt optioned by PIT (8/3) [24 + 4 DL + 1 SUS].
Aug. 7	RHP Alex McRae optioned by PIT (8/5) [25 + 4 DL + 1 SUS].
Aug. 8	RHP Clay Holmes placed on PIT taxi squad [24 + 4 DL + 1 SUS].
Aug. 9	LHP Buddy Boshers claimed off waivers from HOU, optioned by PIT (8/7) [25 + 4 DL + 1 SUS].
Aug. 10	UTL Alfredo Reyes transferred to ALT [24 + 4 DL + 1 SUS]. UTL Jose Osuna optioned by PIT (8/8) [25 + 4 DL + 1 SUS].
Aug. 11	RHP Michael Feliz recalled by PIT [24 + 4 DL + 1 SUS]. LHP Buddy Boshers recalled by PIT [23 + 4 DL + 1 SUS].
Aug. 12	C Jacob Stallings recalled by PIT [22 + 4 DL + 1 SUS].
Aug. 13	C Jackson Williams reinstated from DL [23 + 3 DL + 1 SUS]. RHP Dovydas Neverauskas optioned by PIT (8/10) [24 + 3 DL + 1 SUS]. RHP AJ Schugel rehab transferred from BRD to Indy [24 + 1 MLB + 3 DL + 1 SUS].
Aug. 14	RHP Casey Sadler optioned by PIT (8/11) [25 + 1 MLB + 3 DL + 1 SUS]. RHP Montana DuRapau placed on DL [24 + 1 MLB + 4 DL + 1 SUS]. RHP Clay Holmes optioned by PIT (8/11) [25 + 1 MLB + 4 DL + 1 SUS]. RHP Nick Burdi rehab transferred from ALT to Indy [25 + 2 MLB + 4 DL + 1 SUS].
Aug. 16	OF Jordan Luplow optioned by PIT (8/12), placed on taxi squad [25 + 2 MLB + 4 DL + 1 SUS]. INF Kevin Newman has contract selected by PIT [24 + 2 MLB + 4 DL + 1 SUS]. RHP Casey Sadler designated for assignment [23 + 2 MLB + 4 DL + 1 SUS].
Aug. 17	C Jacob Stallings optioned by PIT (8/16) [24 + 2 MLB + 4 DL + 1 SUS].
Aug. 20	LHP Steven Brautt recalled by PIT [23 + 2 MLB + 4 DL + 1 SUS].
Aug. 21	RHP Clay Holmes recalled by PIT [22 + 2 MLB + 4 DL + 1 SUS].
Aug. 22	LHP Buddy Boshers optioned by PIT (8/20) [23 + 2 MLB + 4 DL + 1 SUS]. RHP Montana DuRapau reinstated from DL [24 + 2 MLB + 3 DL + 1 SUS]. OF Jordan Luplow optioned by PIT (8/21) [25 + 2 MLB + 3 DL + 1 SUS]. RHP Casey Sadler outrighted, placed on DL (R forearm strain) [25 + 2 MLB + 4 DL + 1 SUS].
Aug. 24	RHP Montana DuRapau placed on DL (L ankle sprain) [24 + 2 MLB + 5 DL + 1 SUS]. RHP Michael Feliz optioned by PIT (8/23) [25 + 2 MLB + 5 DL + 1 SUS].
Aug. 25	RHP Nick Kingham recalled by PIT [24 + 2 MLB + 5 DL + 1 SUS]. RHP AJ Schugel returned to PIT from rehab, outrighted [24 + 1 MLB + 5 DL + 1 SUS].
Aug. 28	RHP A.J. Schugel accepts outright to Indy [25 + 1 MLB + 5 DL + 1 SUS]. LHP Brandon Waddell transferred to GCL Pirates [24 + 1 MLB + 5 DL + 1 SUS]. RHP Clay Holmes optioned by PIT (8/25) [25 + 1 MLB + 5 DL + 1 SUS].

## SEPTEMBER TRANSACTIONS (15)

Date	Action [Roster Size]
Sept. 1	RHP Nick Burdi returned to PIT from rehab assignment [25 + 5 DL + 1 SUS]. RHP Dovydas Neverauskas recalled by PIT [24 + 5 DL + 1 SUS]. UTL Pablo Reyes has contract selected by PIT [23 + 5 DL + 1 SUS]. UTL Jose Osuna recalled by PIT [22 + 5 DL + 1 SUS]. C Jacob Stallings recalled by PIT [21 + 5 DL + 1 SUS]. LHP Brandon Waddell transferred from GCL Pirates to Indy [22 + 5 DL + 1 SUS]. UTL Logan Ratledge transferred from ALT to Indy [23 + 5 DL + 1 SUS]. RHP Casey Sadler reinstated from DL [24 + 4 DL + 1 SUS].
Sept. 4	RHP Montana DuRapau reinstated from DL [25 + 3 DL + 1 SUS]. RHP Tanner Anderson recalled by PIT [24 + 3 DL + 1 SUS]. RHP Michael Feliz recalled by PIT [23 + 3 DL + 1 SUS]. RHP Clay Holmes recalled by PIT [22 + 3 DL + 1 SUS]. OF Jordan Luplow recalled by PIT [21 + 3 DL + 1 SUS]. INF Kevin Kramer has contract selected by PIT [20 + 3 DL + 1 SUS]. C Ryan Lavarney has contract selected by PIT [19 + 3 DL + 1 SUS].

# 2018 INTERNATIONAL LEAGUE

## INTERNATIONAL LEAGUE FINAL STANDINGS

IL NORTH	W	L	PCT.	GB	Home	Away	Div	Streak	Last 10
#Lehigh Valley IronPigs	84	56	.600	-	43-27	41-29	57-32	W1	7-3
&Scranton/WB RailRiders	73	65	.529	10.0	39-29	34-36	48-41	W2	6-4
Pawtucket Red Sox	66	73	.475	17.5	34-35	32-38	40-49	L2	5-5
Rochester Red Wings	64	76	.457	20.0	29-41	35-35	44-45	L1	5-5
Syracuse Chiefs	64	76	.457	20.0	35-35	29-41	40-49	W4	7-3
Buffalo Bisons	61	77	.442	22.0	33-35	28-42	38-51	L11	0-10

IL SOUTH	W	L	PCT.	GB	Home	Away	Div	Streak	Last 10
#Durham Bulls	79	60	.568	-	40-30	39-30	39-29	W1	7-3
Gwinnett Braves	70	69	.504	9.0	40-29	30-40	35-33	L1	6-4
Norfolk Tides	69	71	.493	10.5	36-34	33-37	31-38	L1	2-8
Charlotte Knights	64	75	.460	15.0	34-36	30-39	32-37	W1	5-5

IL WEST	W	L	PCT.	GB	Home	Away	Div	Streak	Last 10
#Toledo Mud Hens	73	66	.525	-	36-34	37-32	37-32	L1	7-3
Columbus Clippers	73	67	.521	0.5	40-30	33-37	35-34	W1	4-6
<b>Indianapolis Indians</b>	<b>73</b>	<b>67</b>	<b>.521</b>	<b>0.5</b>	<b>40-30</b>	<b>33-37</b>	<b>36-33</b>	<b>W1</b>	<b>4-6</b>
Louisville Bats	61	76	.445	11.0	32-38	29-38	30-39	L1	5-5

KEY: # - division winner, & - wild card winner

**Governors' Cup Semifinals:** Durham wins series 3-1 over Toledo, Scranton/WB wins series 3-1 over Lehigh Valley

**Governors' Cup Championship:** Durham wins series 3-2 over Scranton/WB

**Triple-A National Championship:** Memphis wins 14-4 over Durham

## INTERNATIONAL LEAGUE POSTSEASON AWARDS

<b>Most Valuable Player</b>	Joey Meneses ..... Lehigh Valley	<b>Most Valuable Pitcher</b>	Cole Irvin ..... Lehigh Valley
<b>Manager of the Year</b>	Gary Jones ..... Lehigh Valley	<b>Rookie of the Year</b>	Joey Meneses ..... Lehigh Valley

## INTERNATIONAL LEAGUE PLAYERS OF THE WEEK

DATE	BATTER OF WEEK	PITCHER OF WEEK	DATE	BATTER OF WEEK	PITCHER OF WEEK
4/5-15	Gleyber Torres, SWB	<b>Nick Kingham, IND</b>	6/25-7/1	Francisco Mejia, COL	Kevin Quackenbush, LOU
4/16-22	Rafael Bautista, SYR	Jalen Beeks, PAW	7/2-8	Eric Haase, COL	Lucas Sims, GWN
4/23-29	Dustin Peterson, GWN	Blaine Hardy, TOL	7/9-15	Eric Haase, COL	<b>Brandon Waddell, IND</b>
4/30-5/6	Joey Meneses, LHV	Stephen Gonsalves, ROC	7/16-22	Eloy Jimenez, CHA	Sean Reid-Foley, BUF
5/7-13	<b>Kevin Newman, IND</b>	Cole Irvin, LHV	7/23-29	Dylan Cozens, LHV	Robert Stephenson, LOU
5/14-20	Joey Meneses, LHV	Shane Bieber, COL	7/30-8/5	Joey Meneses, LHV	<b>J.T. Brubaker, IND</b>
5/21-27	Danny Santana, GWN	Shane Bieber, COL	8/6-12	Vladimir Guerrero Jr., BUF	Kyle McGowin, SYR
5/28-6/3	Jacob May, CHA	Adam Plutko, COL	8/13-19	Kennys Vargas, ROC	Bryse Wilson, GWN
6/4-10	Rusney Castillo, PAW	Cole Irvin, LHV	8/20-26	<b>Jose Osuna, IND</b>	Touki Toussaint, GWN
6/11-17	Brandon Drury, SWB	<b>Nick Kingham, IND</b>	8/27-9/3	Steve Selsky, LOU	Ryan Merritt, COL
6/18-24	Brandon Lowe, DUR	Ryan Borucki, BUF			

# 2018 IL BATTING LEADERS

## INTERNATIONAL LEAGUE TEAM BATTING

TEAM BATTING	AVG	G	AB	R	RA	H	TB	2B	3B	HR	RBI	SAC	SF	HBP	BB	IBB	SO	SB	CS	DP	SLG	OBP	LOB
Indianapolis	.271	140	4624	625	586	1251	1933	310	30	104	594	48	41	51	416	10	1044	111	46	87	418	.335	966
Louisville	.260	137	4602	576	627	1195	1862	256	36	113	537	43	29	42	390	18	1157	73	49	113	405	.321	928
Durham	.259	139	4663	653	545	1209	1955	269	27	141	613	12	27	46	398	9	1243	83	32	88	419	.322	906
Scranton/WB	.256	138	4558	578	540	1168	1855	219	36	132	546	23	26	43	408	10	1050	49	30	104	407	.322	939
Syracuse	.256	140	4639	565	573	1187	1713	251	19	79	523	24	46	50	448	21	1005	84	40	126	.369	.325	1002
Gwinnett	.254	139	4593	584	565	1165	1762	246	24	101	551	19	35	40	388	14	1152	60	21	105	.384	.315	931
Toledo	.253	139	4671	577	595	1180	1818	237	31	113	545	13	29	47	413	8	1075	66	36	86	.389	.318	955
Norfolk	.252	140	4618	601	610	1162	1759	240	24	103	563	19	38	53	433	17	1095	61	19	108	.381	.320	955
Pawtucket	.249	139	4644	535	544	1158	1705	224	10	101	499	16	43	46	440	7	1138	64	34	107	.367	.318	1008
Buffalo	.249	138	4489	573	590	1119	1707	217	28	105	533	20	45	64	435	8	1091	124	59	86	.380	.321	945
Columbus	.249	140	4609	602	652	1147	1817	278	19	118	566	44	38	72	470	13	1290	91	41	103	.394	.325	984
Charlotte	.248	139	4621	533	611	1145	1769	271	22	103	490	25	33	41	432	8	1204	80	44	91	.383	.316	974
Lehigh Valley	.245	140	4562	620	555	1119	1826	230	21	145	590	37	42	55	489	16	1213	60	22	95	400	.323	957
Rochester	.227	140	4491	485	514	1021	1553	193	24	97	454	13	43	79	433	14	1061	78	26	104	.346	.304	944

## BATTING TOP 10 (Min. 2.7 PA/Team Game)

BATTER	CLUB	AVG	G	AB	R	H	HR	RBI
Castillo, Rusney	PAW	.319	117	474	56	151	5	59
Meneses, Joey	LHV	.311	130	492	75	153	23	82
<b>*Kramer, Kevin</b>	<b>IND</b>	<b>.311</b>	<b>129</b>	<b>476</b>	<b>73</b>	<b>148</b>	<b>15</b>	<b>59</b>
<b>Newman, Kevin</b>	<b>IND</b>	<b>.302</b>	<b>109</b>	<b>437</b>	<b>74</b>	<b>132</b>	<b>4</b>	<b>35</b>
McBroom, Ryan	SWB	.295	96	359	49	106	11	46
Diaz, Yandy	COL	.293	98	348	53	102	3	40
Guerrero, Gabriel	LOU	.292	104	404	64	118	17	65
<b>Reyes, Pablo</b>	<b>IND</b>	<b>.289</b>	<b>110</b>	<b>356</b>	<b>52</b>	<b>103</b>	<b>8</b>	<b>36</b>
Elmore, Jake	CHA	.289	100	329	47	95	1	27
*Wong, Kean	DUR	.282	116	451	65	127	9	50

## BATTING CATEGORY LEADERS

Runs			Hits			Doubles		
Barnes, Brandon	COL	75	Meneses, Joey	LHV	153	Barnes, Brandon	COL	39
Meneses, Joey	LHV	75	Castillo, Rusney	PAW	151	<b>*Kramer, Kevin</b>	<b>IND</b>	<b>35</b>
<b>Newman, Kevin</b>	<b>IND</b>	<b>74</b>	<b>*Kramer, Kevin</b>	<b>IND</b>	<b>148</b>	Castillo, Rusney	PAW	31
*Anna, Dean	LHV	73	Lugo, Dawel	TOL	137	Reynolds, Matt	SYR	31
<b>*Kramer, Kevin</b>	<b>IND</b>	<b>73</b>	Barnes, Brandon	COL	136	<b>Newman, Kevin</b>	<b>IND</b>	<b>30</b>
Triples			Home Runs			RBI		
*McKinney, Billy	BUF/SWB	7	Meneses, Joey	LHV	23	Meneses, Joey	LHV	82
Avelino, Abiatal	SWB	6	*Stewart, Christin	TOL	23	Barnes, Brandon	COL	81
Mahtook, Mikie	TOL	6	*Cozens, Dylan	LHV	21	*Stewart, Christin	TOL	77
*VanMeter, Josh	LOU	6	#Vargas, Kennys	ROC	21	*Franco, Carlos	GWN	76
#Velazquez/*Yastrzemski	DUR/NOR	6	Haase, Eric	COL	20	#Vargas, Kennys	ROC	73
Extra-Base Hits			Total Bases			Walks		
Barnes, Brandon	COL	55	Meneses, Joey	LHV	251	*Walding, Mitch	LHV	73
<b>*Kramer, Kevin</b>	<b>IND</b>	<b>53</b>	<b>*Kramer, Kevin</b>	<b>IND</b>	<b>234</b>	Diaz, Yandy	COL	70
Meneses, Joey	LHV	51	Barnes, Brandon	COL	221	*Stewart, Christin	TOL	67
Haase, Eric	COL	47	*Stewart, Christin	TOL	213	*Skole, Matt	CHA	61
*Stewart, Christin	TOL	47	Castillo/#Vargas	PAW/ROC	197	#Vargas, Kennys	ROC	58
Stolen Bases			On-Base Percentage			Slugging Percentage		
#Velazquez, Andrew	DUR	29	Diaz, Yandy	COL	.409	Meneses, Joey	LHV	.510
<b>Newman, Kevin</b>	<b>IND</b>	<b>28</b>	Elmore, Jake	CHA	.397	<b>*Kramer, Kevin</b>	<b>IND</b>	<b>.492</b>
*Fields, Roemon	BUF	25	*Walding, Mitch	LHV	.390	*Stewart, Christin	TOL	.480
Barnes, Brandon	COL	19	*Anna, Dean	LHV	.367	Guerrero, Gabriel	LOU	.475
Lopes, Tim	BUF	18	<b>*Kramer, Kevin</b>	<b>IND</b>	<b>.365</b>	*Walding, Mitch	LHV	.474

KEY: \* - left-handed hitter, # - switch-hitter

# 2018 IL PITCHING LEADERS

## INTERNATIONAL LEAGUE TEAM PITCHING

TEAM PITCHING	W-L	ERA	G	CG	SHO	SV	IP	H	AB	TBF	R	ER	HR	SAC	SF	HB	BB	IBB	SO	WP
Rochester	64-76	3.39	140	2	11	38	1215.2	1103	4556	5103	514	458	99	18	39	49	439	17	1151	64
Pawtucket	66-73	3.43	139	1	9	39	1220.2	1127	4649	5181	544	465	117	21	38	60	413	10	1221	50
Durham	79-60	3.54	139	0	7	41	1209.2	1111	4592	5066	545	476	127	19	29	40	380	12	1267	64
Lehigh Valley	84-56	3.63	140	3	13	46	1221.0	1112	4589	5131	555	492	114	29	34	57	422	19	1072	69
Scranton/WB	73-65	3.71	138	6	7	29	1188.1	1056	4475	5008	540	490	112	19	34	44	436	14	1179	43
Syracuse	64-76	3.77	140	3	8	31	1218.1	1149	4604	5150	573	510	96	38	34	50	424	14	1161	45
Gwinnett	70-69	3.78	139	3	14	30	1195.2	1109	4489	5098	565	502	89	35	46	56	467	14	1174	98
<b>Indianapolis</b>	<b>73-67</b>	<b>3.88</b>	<b>140</b>	<b>3</b>	<b>15</b>	<b>33</b>	<b>1205.2</b>	<b>1225</b>	<b>4616</b>	<b>5235</b>	<b>586</b>	<b>520</b>	<b>88</b>	<b>39</b>	<b>35</b>	<b>62</b>	<b>482</b>	<b>12</b>	<b>1093</b>	<b>40</b>
Buffalo	61-77	3.94	138	4	5	31	1176.2	1169	4536	5048	590	515	121	13	39	48	410	4	953	37
Norfolk	69-71	4.05	140	2	10	31	1205.1	1218	4683	5241	610	542	109	21	35	58	444	18	1109	74
Toledo	73-66	4.05	139	0	12	48	1221.0	1210	4657	5184	595	550	105	24	46	52	402	5	1132	29
Charlotte	64-75	4.11	139	1	9	34	1216.1	1173	4621	5212	611	556	113	25	35	53	478	3	1146	97
Louisville	61-76	4.19	137	1	6	32	1197.1	1192	4593	5150	627	558	132	32	39	50	435	10	1080	58
Columbus	73-67	4.34	140	3	11	37	1220.2	1272	4724	5190	652	588	133	23	32	50	361	21	1080	58

## PITCHING TOP 10 (Min. 0.8IP/Team Game)

PITCHER	CLUB	W-L	ERA	IP	H	BB	SO
*Irvin, Cole	LHV	14-4	2.57	161.1	135	35	131
De Los Santos, Enyel	LHV	10-5	2.63	126.2	104	43	110
*Allard, Kolby	GWN	6-4	2.72	112.1	102	34	89
Weber, Ryan	DUR	9-6	2.73	115.1	117	23	83
Valdez, Phillips	SYR	6-7	2.75	124.1	111	44	96
Stephenson, Robert	LOU	11-6	2.87	113.0	74	57	135
<b>Brubaker, J.T.</b>	<b>IND</b>	<b>8-4</b>	<b>3.10</b>	<b>119.0</b>	<b>121</b>	<b>36</b>	<b>96</b>
Cuevas, William	PAW	10-7	3.39	135.1	120	38	121
*Rogers, Josh	NOR	8-9	3.54	139.2	144	36	101
<b>Eppler, Tyler</b>	<b>IND</b>	<b>13-6</b>	<b>3.59</b>	<b>153.0</b>	<b>160</b>	<b>39</b>	<b>118</b>

## PITCHING CATEGORY LEADERS

Wins		Losses		Strikeouts	
*Irvin, Cole	LHV 14	Eshelman, Tom	LHV 13	Kopech, Michael	CHA 170
<b>Eppler, Tyler</b>	<b>IND 13</b>	Lopez, Jose	LOU 13	Stephenson, Robert	LOU 135
Stephenson, Robert	LOU 11	*Finnegan, Brandon	LOU 10	*Irvin, Cole	LHV 131
Cuevas, Williams	PAW 10	<b>McRae, Alex</b>	<b>IND 10</b>	Wojciechowski, Asher	CHA 126
De Los Santos, Enyel	LHV 10	Shepherd, Chandler	PAW 10	Cuevas, Williams	PAW 121
Walks Issued		Games Started		Innings Pitched	
Kopech, Michael	CHA 60	*Wilk, Adam	COL 27	*Wilk, Adam	COL 164.2
Adams, Chance	SWB 58	Eshelman, Tom	LHV 26	*Irvin, Cole	LHV 161.1
*Wilk, Adam	COL 58	Lopez, Jose	LOU 26	<b>Eppler, Tyler</b>	<b>IND 153.0</b>
Stephenson, Robert	LOU 57	<b>Eppler, Tyler</b>	<b>IND 25</b>	Lopez, Jose	LOU 141.0
*Gonsalves, Stephen	ROC 55	*Irvin/Shepherd	LHV/PAW 25	Eshelman, Tom	LHV 140.1
Home Runs Allowed		Saves		Holds	
Wojciechowski, Asher	CHA 26	Beato, Pedro	LHV 35	Scahill, Rob	CHA 13
*Wilk, Adam	COL 23	Quackenbush, Kevin	LOU 25	*Edgin, Josh	SYR 11
Snow, Forrest	DUR 22	Shafer, Justin	BUF 15	<b>Anderson, Tanner</b>	<b>IND 10</b>
Eshelman, Tom	LHV 21	Gibaut, Ian	DUR 14	*Bummer, Aaron	CHA 10
Lopez, Jose	LOU 19	Brasier, Ryan	PAW 13	Herget/*Milner	LOU/DUR 10
WHIP		Average Against		Complete Games	
*Irvin, Cole	LHV 1.05	Stephenson, Robert	LOU .184	Adams, Chance	SWB 2
De Los Santos, Enyel	LHV 1.16	Kopech, Michael	CHA .219	Wisler, Matt	GWN/LOU 2
Stephenson, Robert	LOU 1.16	De Los Santos, Enyel	LHV .226	Bieber, Shane	COL 1
Cuevas, William	PAW 1.17	*Irvin, Cole	LHV .227	*Borucki, Ryan	BUF 1
*Allard, Kolby	GWN 1.21	Cuevas, William	PAW .235	26 others tied at 1.	

KEY: \* - left-handed pitcher

# 2018 INDIANS STARTING LINEUP

STARTS BY BATTING ORDER (TEAM RECORD)										STARTS BY POSITION (TEAM RECORD)									
PLAYER	1	2	3	4	5	6	7	8	9	C	1B	2B	3B	SS	LF	CF	RF	DH	
Bostick	3-2	14-8	11-7	0-1	4-2	4-4	5-3	3-4	1-1						7-8	31-20	5-2	2-2	
Cunningham								2-1	4-1							2-1	4-1		
Frazier	0-2	10-11	5-2		1-0							5-10			3-2	1-0	5-2	2-1	
Kang			6-3										3-2	3-1					
Kramer		9-12	3-1	0-2	46-41	8-2	1-0					43-39	10-9	9-6				5-4	
Lavarnway				10-14	1-0	11-8	6-5	10-9		33-27								5-9	
Luplow		0-3	17-19	18-9	9-8										19-20		20-18	5-1	
Martin	3-3	7-8			1-0	2-4	12-12	1-2	1-1						3-3	24-27			
Mathisen			0-1	1-1	2-4	13-14	7-6	9-10	3-0		29-25		6-8					1-2	
Meadows	2-1	4-0	18-16												10-7	10-9	2-1	2-0	
Moroff	2-5	19-16			1-1	3-4	14-5	1-0				4-5	11-8	14-14	4-2		1-1	6-1	
Newman	59-46	0-1										12-9		45-37				2-1	
Osuna			6-15	32-28							10-14		22-24				5-4	1-1	
Pabst								0-1		0-1									
Rattledge								1-0							1-0				
Reyes, Alex							0-1		1-0			1-0					0-1		
Reyes, Pablo	4-8	4-4	5-1				0-1	7-8	28-32			5-4	13-12	2-7	18-19	5-10		4-3	
Rodriguez		6-4										2-0	2-0	0-2			0-1	2-1	
Stallings			1-2	10-10	6-5	15-13	2-2			32-31								2-1	
Suiter					0-1	1-2	6-10	18-8	2-4		5-1				8-6		11-14	3-4	
Weiss					1-1	6-4	8-10	5-9	8-4		21-19	1-0						6-9	
Williams							1-1	3-7	4-0	8-8									
Wood			1-0	2-2	1-4	10-12	11-11	13-8	0-1		8-8		6-4				20-22	4-4	
PITCHER									21-23										
<b>TOTALS</b>	<b>73-67</b>	<b>73-67</b>	<b>73-67</b>	<b>73-67</b>	<b>73-67</b>	<b>73-67</b>	<b>73-67</b>	<b>73-67</b>	<b>73-67</b>	<b>73-67</b>	<b>73-67</b>	<b>73-67</b>	<b>73-67</b>	<b>73-67</b>	<b>73-67</b>	<b>73-67</b>	<b>73-67</b>	<b>52-44</b>	

ORGANIZATION

2019 INDIANS

IL & OPPONENTS

2018 REVIEW

PIRATES

HISTORY

GENERAL

# 2018 INDIANS STATISTICAL LEADERS & TOTALS

<b>Batting</b>	<i>(IL rank, min. 2.7 PA/game)</i>	<b>Pitching</b>	<i>(IL rank, min. 0.8 IP/game)</i>
<b>Average</b>	Kevin Kramer.....311 (T-2nd)	<b>Wins</b>	Tyler Eppler ..... 13 (2nd)
<b>Games</b>	Kevin Kramer.....129 (T-6th)	<b>Losses</b>	Alex McRae ..... 10 (T-3rd)
<b>At-Bats</b>	Kevin Kramer.....476 (7th)	<b>ERA</b>	J.T. Brubaker ..... 3.10 (7th)
<b>Runs</b>	Kevin Newman .....74 (3rd)	<b>Games</b>	Damien Magnifico.....42
<b>Hits</b>	Kevin Kramer.....148 (3rd)	<b>Games Started</b>	Tyler Eppler ..... 25 (T-4th)
<b>Doubles</b>	Kevin Kramer.....35 (2nd)	<b>CGs</b>	ClayHolmes, NickKingham, CaseySadler. 1 (T-3rd)
<b>Triples</b>	Pablo Reyes, Erich Weiss....4 (T-10th)	<b>Shutouts</b>	..... N/A
<b>Home Runs</b>	Kevin Kramer.....15	<b>Saves</b>	Johnny Hellweg ..... 11 (T-7th)
<b>RBI</b>	Kevin Kramer, Jose Osuna .....59	<b>IP</b>	Tyler Eppler ..... 153.0 (3rd)
<b>Walks</b>	Max Moroff .....43	<b>Hits Allowed</b>	Tyler Eppler ..... 160 (4th)
<b>Strikeouts</b>	Kevin Kramer.....127 (9th)	<b>Runs Allowed</b>	Alex McRae ..... 67 (9th)
<b>Stolen Bases</b>	Kevin Newman .....28 (2nd)	<b>ER Allowed</b>	Alex McRae ..... 62 (T-7th)
<b>OBP</b>	Kevin Kramer.....365 (5th)	<b>HR Allowed</b>	Tyler Eppler ..... 13
<b>SLG</b>	Kevin Kramer.....492 (2nd)	<b>Walks</b>	Alex McRae ..... 50 (6th)
<b>Fielding Errors</b>	Max Moroff .....12 (T-8th)	<b>Strikeouts</b>	Tyler Eppler ..... 118 (6th)

## INDIANS SITUATIONAL RECORDS

	<b>Leading</b>	<b>Tied</b>	<b>Trailing</b>		<b>Monday</b>	7-6	<b>Friday</b>	8-14	
<b>After 6 Innings</b>	56-9	12-9	5-47		<b>Tuesday</b>	11-9	<b>Saturday</b>	14-8	
<b>After 7 Innings</b>	63-7	6-8	3-50		<b>Wednesday</b>	11-11	<b>Sunday</b>	10-12	
<b>After 8 Innings</b>	62-5	1-5	4-51		<b>Thursday</b>	12-7			
							<b>Overall</b>	<b>Home</b>	<b>Road</b>
<b>1-Run Games</b>	14-24	<b>Scoring First</b>	51-31		<b>April</b>	11-10	7-5	4-5	
<b>2-Run Games</b>	18-13	<b>Opp. Scores First</b>	22-36		<b>May</b>	14-16	7-7	7-9	
<b>3-Run Games</b>	9-6	<b>Comeback Wins</b>	26		<b>June</b>	18-10	9-4	9-6	
<b>3+Run Games</b>	32-24	<b>Opp. Comeback Wins</b>	34		<b>July</b>	16-13	10-5	6-8	
<b>Shutout Record</b>	15-7	<b>Extra Innings</b>	4-5		<b>Aug./Sept.</b>	14-18	7-9	7-9	
					<b>Overall</b>	73-67	40-30	33-37	
<b>Day Games</b>	22-16	<b>Doubleheaders (W-L-T)</b>	2-1-2		<b>** (2+ Games) --&gt;</b>		<b>Series W-L-T</b>	<b>Series Sweeps</b>	
<b>Night Games</b>	51-51	<b>G1: (2-2), G2: (3-2)</b>			<b>Home</b>	12-6-5	3-2		
<b>IND Outhits Opp</b>	56-10	<b>Score at least 4</b>	63-19		<b>Road</b>	6-10-6	2-2		
<b>Opp. Outhits IND</b>	14-52	<b>Score less than 4</b>	10-48		<b>Overall</b>	18-16-11	5-4		
<b>Teams Tie in Hits</b>	3-5						<b>Overall</b>	<b>Home</b>	<b>Road</b>
<b>IND hits HR</b>	42-26	<b>Opp. hits HR</b>	22-44		<b>Longest Win Streak</b>	W7 (6/2-9)	W6 (6/12-21)	W5 (6/5-9)	
<b>IND no HR</b>	31-41	<b>Opp. no HR</b>	51-23		<b>Longest Loss Streak</b>	L6 (5/27-6/1)	L5 (8/10-22)	L4 (2x) (6/28-7/1, 7/3-18)	
<b>IND has Error</b>	30-33	<b>IND no Errors</b>	43-34						
<b>vs. RH Starter</b>	46-45	<b>vs. LH Starter</b>	27-22						

## INDIANS VS. INTERNATIONAL LEAGUE

NORTH	Overall	Home	Road	SOUTH	Overall	Home	Road	WEST	Overall	Home	Road
BUF	5-2	2-1	3-1	CHA	4-6	2-1	2-5	COL	12-13	8-4	4-9
LHV	5-2	3-0	2-2	DUR	2-4	1-2	1-2	LOU	10-10	6-4	4-6
PAW	2-4	0-3	2-1	GWN	3-8	2-5	1-3	TOL	14-10	7-7	7-3
ROC	5-1	2-1	3-0	NOR	5-1	3-0	2-1	<b>TOTALS</b>	<b>36-33</b>	<b>21-15</b>	<b>15-18</b>
SWB	3-3	2-1	1-2	<b>TOTALS</b>	<b>14-19</b>	<b>8-8</b>	<b>6-11</b>				
SYR	3-3	2-1	1-2								
<b>TOTALS</b>	<b>23-15</b>	<b>11-7</b>	<b>12-8</b>								

## TEAM MISCELLANEOUS

Category	No.	Date (MR)
Largest Margin Of Victory	12 R	4/27 at COL (17-5)
Largest Margin Of Defeat	12 R	8/27 vs. LOU (14-2)
Walk-off Wins (Indians)	3	MR: 8/8 vs. LHV (Martin 1B)
Walk-off Wins (Opponents)	7	MR: 8/24 at LOU (Guerrero 1B)
Largest Home Crowd	14,688	8/11 vs. PAW
Largest Road Crowd	12,500	8/4 at TOL
Longest Game (Innings)	12 innings	7/31 at COL
Longest Game (Duration)	4:23	7/31 at COL (12 innings)
Longest Game (Duration, 9 innings)	3:38	4/27 at COL
Shortest Game (Duration)	1:23 (2x)	MR: 8/14 at SWB (5 innings)
Shortest Game (Duration, 9 innings)	2:06	4/11 vs. TOL





Kevin Newman stole 28 bases in 39 attempts during the 2018 season with Indianapolis en route to Team MVP honors. His 28 thefts more than doubled his previous career high of 13, a total he reached in 2015. (Photo by Austin Friedline)



Kevin Kramer was tabbed as Indy's 2018 Rookie of the Year after batting .311 (148-for-476) with 15 homers, 35 doubles, 59 RBI and an .856 OPS in his first season at the Triple-A level. (Photo by Austin Friedline)

# 2018 INDIANS HITTING CHARTS

## MONTHLY BREAKDOWNS

Month	G	Hits (Game)	Avg.	HR	RBI	Runs (Game)	BB/SO	SB/CS
April	21	183 (8.7)	.268	6	82	89 (4.2)	55/149	9/8
May	30	274 (9.1)	.272	21	125	132 (4.4)	85/238	31/10
June	28	274 (9.8)	.289	29	135	139 (5.0)	92/201	26/12
July	29	240 (8.3)	.258	20	115	124 (4.3)	89/213	25/9
Aug.	29	256 (8.8)	.268	26	127	130 (4.5)	89/209	18/6
Sept.	3	24 (8.0)	.238	2	10	11 (3.7)	6/34	2/1
<b>Totals</b>	<b>140</b>	<b>1,251 (8.9)</b>	<b>.271</b>	<b>104</b>	<b>594</b>	<b>625 (4.5)</b>	<b>416/1,044</b>	<b>111/46</b>

	HOME	VS.	ROAD
Games	70		70
Overall Record	40-30		33-37
Batting Average	.269		.272
Runs/Game	281 (4.0)		344 (4.9)
Hits/Game	605 (8.6)		646 (9.2)
Doubles	147		163
Triples	14		16
Home Runs	40		64
XBH/Game	201 (2.9)		243 (3.5)
RBI	265		329
Walks	180		236
Strikeouts	529		515
Stolen Bases	58		53
Caught Stealing	25		21

## INDIANS 2-OUT RBI

Player	No.	Player	No.
Kramer	22	Newman	10
Mathisen	22	Suiter	10
Stallings	20	Frazier	9
Bostick	18	Martin	8
Osuna	18	Moroff	8
Luplow	17	Rodriguez	5
Lavarnway	13	Meadows	4
Reyes, Pablo	13	Williams	2
Wood	12	Kang	1
Weiss	11	<b>TOTAL</b>	<b>223</b>

## WINS RESULTING FROM FINAL AT-BAT

Date	Opp.	Batter	Game Winner	Inning	Final
4/23	vs. SYR	K. Newman	No outs, RBI single to center	Bot 8	2-0
5/3	vs. GWN	E. Weiss	Two-out, two-run double to right-center	Bot 9	3-2
5/5	vs. GWN	R. Lavarnway	One-out, bases-loaded walk	Bot 8	4-2
6/23	vs. DUR	P. Reyes	One-out, bases-loaded walk	Bot 10	7-6
6/25	at TOL	J. Luplow	Two-out, two-run single to left	Top 9	5-4
7/22	at CHA	K. Kramer	One-out, RBI single to right	Top 11	6-4
7/27	vs. BUF (1)	W. Mathisen	Two-out, two-run homer to left-center	Bot 6	4-3
7/27	at BUF (2)	J. Osuna	One-out, RBI infield single to shortstop	Top 7	6-3
7/29	at BUF (2)	E. Weiss	No outs, RBI infield single to first base	Top 7	2-0
7/30	at COL	R. Lavarnway	One-out, two-run homer to right	Top 9	4-2
8/8	vs. LHV	J. Martin	One-out, RBI single to right	Bot 9	4-3
8/18	at LHV (2)	J. Osuna	One-out, RBI infield single to third base	Top 8	5-1
8/19	at LHV	W. Mathisen	No outs, RBI single to right	Top 10	15-6

# 2018 INDIANS PITCHING CHARTS

## STARTING PITCHER RUN SUPPORT

Pitcher	Starts	Runs	R/Start	High	Low	Team Record	QS
Brubaker	22	91	4.1	10	0	13-9	8
Coley	7	47	6.7	17	1	3-4	0
Eppler	25	125	5.0	12	0	16-9	11
Holmes	16	83	5.2	9	1	9-7	5
Keller	10	47	4.7	9	1	5-5	3
Kingham	12	57	4.8	15	1	7-5	5
Magnifico	4	10	2.5	5	1	2-2	0
McRae	19	72	3.8	10	0 (3x)	8-11	7
Musgrove	2	5	2.5	3	2	1-1	0
Sadler	8	30	3.8	7	0	4-4	3
Waddell	15	58	3.9	12	0	5-10	6
<b>Totals</b>	<b>140</b>	<b>625</b>	<b>4.5</b>	<b>17</b>	<b>0 (7x)</b>	<b>73-67</b>	<b>48</b>

## MONTHLY BREAKDOWN

MONTH	G	W-L	ERA	SV/SVO	IP	H	R/ER	HR	HB	BB/SO	WP	GIDP	WHIP	AVG
April	21	11-10	4.17	6/8	179.0	191	101/83	13	9	90/164	7	20	1.57	.276
May	30	14-16	3.99	6/8	257.1	250	131/114	17	15	108/241	14	29	1.39	.256
June	28	18-10	3.46	7/8	244.1	236	103/94	19	10	96/236	8	28	1.36	.253
July	29	16-13	3.36	8/13	252.0	250	103/94	18	13	89/221	7	25	1.35	.262
Aug.	29	12-17	4.55	5/14	247.0	277	136/125	18	13	89/208	4	26	1.48	.286
Sept.	3	2-1	3.46	1/1	26.0	21	12/10	3	2	10/23	0	2	1.19	.226
<b>TOTALS</b>	<b>140</b>	<b>73-67</b>	<b>3.88</b>	<b>33/52</b>	<b>1,205.2</b>	<b>1,225</b>	<b>586/520</b>	<b>88</b>	<b>62</b>	<b>482/1,093</b>	<b>40</b>	<b>130</b>	<b>1.42</b>	<b>.265</b>

## HOME VS. ROAD

Games	70.....	70
W-L	40-30.....	33-37
ERA	3.31.....	4.49
Saves	24.....	9
Runs/Game	266 (3.8).....	320 (4.6)
Hits/Game	588 (8.4).....	637 (9.1)
HR Allowed	34.....	54
Hit Batsmen	28.....	34
Walks	228.....	254
Strikeouts	582.....	511
Wild Pitches	16.....	24
Opp. Average	.250.....	.281

# 2018 HIGHS & LOWS

## INDIANS, INDIVIDUAL HITTING

Category	No.	Player	Date (MR)
Most At Bats	6 (15x)	-	MR: 7/31 at COL
Most Runs	4	Reyes Pab.	8/3 at TOL
Most Hits	5 (2x)	Kramer, Newman	MR: 8/7 vs. LHV
Most XBH	4	Newman	8/7 vs. LHV
Most Doubles	2 (23x)	-	MR: 8/31 vs. LOU
Most Triples	1 (30x)	-	MR: 8/27 vs. LOU
Most Home Runs	2	Luplow	5/2 at TOL
Most Total Bases	12	Newman	8/7 vs. LHV
Most RBI	5	Luplow	5/2 at TOL
Most Walks	3 (5x)	Bostick, Lavarnway, Moroff (3x)	MR: 8/19 at LHV
Most Strikeouts	4 (6x)	-	MR: 7/6 vs. COL
Most Stolen Bases	2 (5x)	Luplow, Meadows, Newman (3x)	MR: 7/25 vs. ROC
Hit Streak	14 G (2x)	Lavarnway, Osuna	MR: 6/3-28
HR Streak	3 G (2x)	Reyes Pab., Wood	MR: 8/24-26
RBI Streak	6 G (2x)	Frazier, Luplow	MR: 7/16-21

## INDIANS, INDIVIDUAL PITCHING


Category	No.	Player	Date (MR)
Most IP (S)	8.0 (2x)	Brubaker, Kingham	MR: 8/4 at TOL
Most IP (R)	5.0	Eppler	8/17-18 at LHV
Most Hits (S)	11	Sadler	4/10 vs. TOL
Most Hits (R)	5 (4x)	Anderson, Eppler, Magnifico (2x)	MR: 8/17-18 at LHV
Most Runs (S)	9	Sadler	4/10 vs. TOL
Most Runs (R)	6 (3x)	Anderson, Magnifico, Sadler	MR: 7/31 at COL
Most ER (S)	8	Keller	6/30 at COL
Most ER (R)	6	Magnifico	7/1 at COL
Most HR (S)	2 (9x)	-	MR: 9/2 at LOU
Most HR (R)	3	DuRapau	7/15 vs. TOL
Most Walks (S)	5 (5x)	Brubaker, Holmes (2x), McRae (2x)	MR: 6/22 vs. DUR
Most Walks (R)	6	Magnifico	7/1 at COL
Most HBP (S)	2 (11x)	-	MR: 8/14 at SWB
Most HBP (R)	2	McKinney	4/6 vs. COL
Most Strikeouts (S)	10 (3x)	Eppler, Keller, Kingham	MR: 7/5 vs. LOU
Most Strikeouts (R)	5 (5x)	-	MR: 7/8 vs. COL
Most Wild Pitches	2 (2x)	Holmes, Smoker	MR: 7/20 at CHA
Scoreless Streak	19.1	Magnifico	7/5-8/5

## INDIANS, TEAM HITTING

Category	No.	Date (MR)
Most Runs / Game	17	4/27 at COL
Most Hits / Game	23	4/27 at COL
Fewest Runs	0 (7x)	MR: 7/24 vs. ROC
Fewest Hits	0	4/18 (1) at SYR
Most Runs / Inning	10 (2x)	MR: 10th inning, 8/19 at LHV
Most Hits / Inning	8	10th inning, 8/19 at LHV
Most Doubles	8	4/27 at COL
Most Triples	2 (5x)	MR: 8/7 vs. LHV
Most Home Runs	3 (7x)	MR: 8/26 vs. LOU
Most HR / Inning	2 (7x)	MR: 3rd inning, 8/24 at LOU
Consec. Games w/ HR	6	7/6-14
Most Extra-Base Hits	11	4/27 at COL
Most RBI	15	4/27 at COL
Most Walks	12	8/15 (1) at SWB
Most HBPs	2 (5x)	MR: 8/18 at LHV
Most Strikeouts	18	7/5 vs. LOU
Most Stolen Bases	5	4/20 vs. CHA
Most Left on Base	16	6/15 at COL

## INDIANS, TEAM PITCHING

Category	No.	Date (MR)
Most IP	11.2	7/31 at COL
Most Runs	14	8/27 vs. LOU
Most Earned Runs	14	8/27 vs. LOU
Most Runs / Inning	9	6th inning, 4/6 vs. COL
Most Hits	16 (2x)	MR: 8/27 vs. LOU
Most Hits / Inning	8	1st inning, 4/9 vs. TOL
Fewest Runs	0 (15x)	MR: 9/3 at LOU
Fewest Hits	1	7/29 (2) at BUF
Most Home Runs	4	7/15 vs. TOL
Most HR / Inning	3	9th inning, 7/15 vs. TOL
Consec. Games w/ HR	6	6/21-26
Most Walks	11	5/30 vs. GWN
Most HBP	4	4/6 vs. COL
Most Strikeouts	16	4/7 vs. COL
Most Balks	1 (4x)	MR: 7/13 vs. TOL
Most Wild Pitches	3	7/20 at CHA
Most Left on Base	15	7/31 at COL



**P**

**PIRATES**

# PITTSBURGH PIRATES STAFF



## PNC Park

115 Federal Street or P.O. Box 7000  
 Pittsburgh, PA 15212  
 (412) 321-BUCS  
 @Pirates  
 Pirates.com

### Executive

Chairman of the Board .....	Bob Nutting
President .....	Frank Coonelly
Senior Vice President, Business Affairs & General Counsel .....	Bryan Stroh
Associate Counsel .....	Frankie Garland
Executive Assistant .....	Monica Robinson

### Baseball Operations

Executive Vice President & General Manager .....	Neal Huntington
Vice President, Assistant General Manager .....	Kyle Stark
Assistant General Manager .....	Kevan Graves
Special Assistants to the General Manager..... Ron Hopkins, Sean McNally, Jax Robertson, Matt Ruebel, Greg Smith, Doug Strange	
Special Assistant to the General Manager, Cultural Initiatives.....	Mike Gonzalez
Senior Advisor, Baseball Operations .....	Nick Leyva
Director, Baseball Operations.....	Will Lawton
Baseball Operations Assistant.....	Trey Rose
Special Assistant, Baseball Operations/Defensive Coordinator .....	Jamey Carroll
Special Assistant, Baseball Operations/Offensive Coordinator.....	Kevin Young
Special Assistants, Baseball Operations .....	Jeff Banister, David Eckstein, Scott Elarton, Grady Little
Major League Advance Scout .....	Mike Basso, Jim Dedrick
Major League Scouts.....	Ricky Bennett, Bob Minor
Senior Director, Amateur Scouting .....	Joe DelliCarri
Assistant Director, Amateur Scouting .....	Mike Mangan
Traveling Secretary.....	Greg Johnson
Senior Director, Baseball Informatics.....	Dan Fox
Director, Personnel .....	Chris Johnson
Director, Pro Scouting.....	Steve Williams
Director, International Scouting .....	Junior Vizcaino
Assistant Director, International Scouting .....	Max Kwan

### Communications

Vice President of Communications & Broadcasting.....	Brian Warecki
Director of Broadcasting .....	Marc Garda
Director of Baseball Communications.....	Jim Trdinich
Director of Media Relations.....	Dan Hart
Manager, Business Communications & Social Media .....	Terry Rodgers
Coordinator, New Media Content & Graphics .....	Greg Milko
Coordinator, Social Media .....	Kaitlyn Kaufhold
Team Photographer .....	Dave Arrigo
Media Producer .....	Ken Brown
Play-by-Play Announcers.....	Joe Block, Greg Brown
Color Analyst/Alumni Representative .....	Steve Blass
Color Analysts .....	Bob Walk, John Wehner

### Coaching Staff

Manager .....	Clint Hurdle
Bench Coach .....	Tom Prince
Hitting Coach.....	Rick Eckstein
Assistant Hitting Coach .....	Jacob Cruz
Pitching Coach.....	Ray Searage
Assistant Pitching Coach.....	Justin Meccage
First Base Coach.....	Kimera Bartee
Third Base Coach.....	Joey Cora
Bullpen Coach.....	Euclides Rojas
Coaching Assistant.....	Heberto Andrade
Bullpen Catcher .....	Jordan Comadena
Coach.....	Dave Jauss

ORGANIZATION

2019 INDIANS

IL & OPPONENTS

2018 REVIEW

PIRATES

HISTORY

GENERAL

# 2018 PITTSBURGH PIRATES FINAL STATS

## Team Batting Stats

BATTER	AVG	G	AB	R	H	2B	3B	HR	RBI	TB	BB	SO	SB	CS	OBP	SLG	OPS	SF	SAC	- Games By Position -												
																				DP	HP	1B	2B	3B	SS	OF	C	E				
#Bell, Josh	.261	148	501	74	131	31	4	12	62	206	77	104	2	5	.357	.411	.768	5	0	0	12	137	0	0	0	0	0	0	0	0	0	6
Bostick, Christopher	.000	2	2	0	0	0	0	0	0	0	0	1	0	0	.000	.000	.000	0	0	0	0	0	0	0	0	0	1	0	0	0	0	
Cervelli, Francisco	.259	104	332	39	86	15	3	12	57	143	51	84	2	3	.378	.431	.809	4	2	15	7	5	0	0	0	0	0	0	0	94	4	
Diaz, Elias	.286	82	252	33	72	12	0	10	34	114	21	40	0	1	.339	.452	.792	3	0	1	4	0	0	0	0	0	0	0	0	70	9	
*Dickerson, Corey	.300	135	504	65	151	35	7	13	55	239	21	80	8	3	.330	.474	.804	4	0	4	14	0	0	0	0	0	0	0	124	0	1	
*Frazier, Adam	.277	113	318	52	88	23	2	10	35	145	29	53	1	3	.342	.456	.798	1	1	3	3	0	55	0	0	35	0	7	0	5		
Freese, David	.282	94	241	29	68	10	1	9	42	107	18	56	0	0	.336	.444	.780	3	0	3	10	15	0	55	0	0	0	0	7	5		
Harrison, Josh	.250	97	344	41	86	13	1	8	37	125	18	68	3	0	.293	.363	.656	5	2	5	8	0	87	2	0	0	0	0	0	6		
Hechavarria, Adeiny	.233	15	43	2	10	4	0	1	3	17	3	11	0	0	.277	.395	.672	1	0	0	3	0	0	0	15	0	0	0	1	1		
Kang, Jung Ho	.333	3	6	0	2	0	0	0	2	0	1	0	0	0	.333	.333	.667	0	0	0	0	0	0	1	0	0	0	0	0	0	0	
*Kramer, Kevin	.135	21	37	5	5	0	0	0	4	5	2	20	0	0	.175	.135	.310	1	0	0	0	0	4	7	0	0	0	0	1	1	1	
Lavarney, Ryan	.667	6	6	1	4	1	0	0	1	5	0	1	0	0	.667	.833	1.500	0	0	0	0	-	-	-	-	-	-	-	-	-	-	
Luplow, Jordan	.185	37	92	16	17	1	3	3	7	33	10	18	2	2	.272	.359	.631	0	0	1	7	0	0	0	0	0	29	0	1	1		
Marte, Starling	.277	145	559	81	155	32	5	20	72	257	35	109	33	14	.327	.460	.787	3	1	8	11	0	0	0	0	0	0	139	3	3		
*Meadows, Austin	.292	49	154	16	45	8	2	5	13	72	8	35	4	1	.327	.468	.795	2	0	1	1	0	0	0	0	0	39	0	2	0		
Mercer, Jordy	.251	117	394	43	99	29	2	6	39	150	32	87	2	0	.315	.381	.696	3	1	6	12	0	0	0	117	0	0	0	10	10		
*Moran, Colin	.277	144	415	49	115	19	1	11	58	169	39	82	0	2	.340	.407	.747	7	0	4	6	0	0	116	0	0	0	0	10	0	0	
#Moroff, Max	.186	26	59	7	11	1	0	3	9	21	7	24	0	0	.284	.356	.640	0	0	1	0	0	17	0	6	0	0	0	4	1	1	
Newman, Kevin	.209	31	91	7	19	2	0	0	6	21	4	23	0	0	.247	.231	.478	1	0	1	2	0	8	0	24	0	0	0	0	0	0	
Osuna, Jose	.226	51	106	14	24	9	0	3	11	42	3	22	0	0	.252	.396	.648	1	0	1	2	12	0	7	0	7	0	1	0	1		
*Polanco, Gregory	.254	130	461	75	117	32	6	23	81	230	61	117	12	2	.340	.499	.839	7	0	3	11	0	0	0	0	0	0	124	2	0	0	
Reyes, Pablo	.293	18	58	9	17	2	0	3	7	28	5	11	0	1	.349	.483	.832	0	0	0	2	0	1	3	0	12	0	2	0	2	0	
Rodriguez, Sean	.167	66	150	21	25	5	1	5	19	47	22	60	1	0	.277	.313	.591	0	0	1	1	2	26	1	16	18	0	6	0	6	0	
Stallings, Jacob	.216	14	37	2	8	0	0	0	5	8	3	9	0	0	.268	.216	.485	1	0	0	2	0	0	0	0	0	0	13	0	0	0	0
<b>Team Total</b>	<b>.254</b>	<b>161</b>	<b>5447</b>	<b>692</b>	<b>1381</b>	<b>290</b>	<b>38</b>	<b>157</b>	<b>665</b>	<b>2218</b>	<b>474</b>	<b>1229</b>	<b>70</b>	<b>38</b>	<b>.317</b>	<b>.407</b>	<b>.725</b>	<b>52</b>	<b>31</b>	<b>59</b>	<b>121</b>	<b>-</b>	<b>-</b>	<b>-</b>	<b>-</b>	<b>-</b>	<b>-</b>	<b>-</b>	<b>-</b>	<b>105</b>		

## Team Pitching Stats

PITCHERS	W-L	ERA	G	GS	CG	SHO	SV-SVO	IP	H	R	ER	HR	HB	BB	SO	BK	WP	DP	WHIP	AVG	AB	TBF	SF	GF	HLD
Archer, Chris	3-3	4.30	10	10	0	0	0-0	52.1	53	27	25	8	2	18	60	0	3	4	1.36	.262	202	225	2	0	0
*Brault, Steven	6-3	4.61	45	5	0	0	0-0	91.2	84	51	47	10	8	57	82	0	9	9	1.54	.244	344	413	1	6	3
Burdi, Nick	0-0	20.25	2	0	0	0	0-0	1.1	3	4	3	1	0	2	2	0	0	0	3.75	.375	8	10	0	1	0
Crick, Kyle	3-2	2.39	64	0	0	0	2-3	60.1	45	18	16	3	7	23	65	2	9	1	1.13	.202	223	255	1	13	16
Feliz, Michael	1-2	5.66	47	0	0	0	0-2	47.2	49	33	30	6	3	23	55	1	3	1	1.51	.261	188	217	3	7	12
Glasnow, Tyler	1-2	4.34	34	0	0	0	0-0	56.0	47	28	27	5	1	34	72	1	7	5	1.45	.226	208	243	0	9	4
Holmes, Clay	1-3	6.84	11	4	0	0	0-1	26.1	30	21	20	2	2	23	21	0	4	4	2.01	.291	103	129	1	6	0
Kela, Keone	0-1	2.93	16	0	0	0	0-1	15.1	10	5	5	2	0	5	22	0	2	0	0.98	.182	55	60	0	5	4
Kingham, Nick	5-7	5.21	18	15	0	0	0-0	76.0	79	50	44	18	5	26	69	1	3	2	1.38	.259	305	342	2	1	0
Kontos, George	2-3	5.03	21	0	0	0	1-2	19.2	23	12	11	4	3	5	9	0	0	0	1.42	.295	78	89	2	6	5
Kuhl, Chad	5-5	4.55	16	16	0	0	0-0	85.0	89	47	43	14	4	33	81	0	7	5	1.44	.275	324	373	6	0	0
McRae, Alex	0-1	5.68	2	0	0	0	0-0	6.1	8	4	4	0	1	5	5	0	2	0	2.05	.308	26	32	0	0	0
Musgrove, Joe	6-9	4.06	19	19	0	0	0-0	115.1	113	56	52	12	8	23	100	0	5	5	1.18	.253	447	486	5	0	0
Neverauskas, Doydas	0-0	8.00	25	0	0	0	0-1	27.0	30	25	24	9	1	10	17	0	2	2	1.48	.280	107	119	1	8	2
Nova, Ivan	9-9	4.19	29	29	0	0	0-0	161.0	171	82	75	26	4	35	114	1	9	13	1.28	.268	638	683	2	0	0
Rodriguez, Richard	4-3	2.47	63	0	0	0	0-0	69.1	55	19	19	5	5	19	88	0	11	6	1.07	.217	253	279	1	20	15
*Romero, Enny	0-0	4.50	2	0	0	0	0-0	4.0	7	5	2	0	0	3	5	2	0	0	2.50	.350	20	24	1	2	0
Sadler, Casey	0-0	8.31	2	0	0	0	0-0	4.1	9	7	4	0	0	3	3	0	1	2	2.77	.409	22	25	0	1	0
Santana, Edgar	3-4	3.26	69	0	0	0	0-7	66.1	61	25	24	7	3	12	54	0	3	5	1.10	.240	254	271	1	11	20
*Smoker, Josh	0-0	11.12	7	0	0	0	0-1	5.2	11	7	7	2	0	5	2	0	2	1	2.82	.423	26	31	0	1	0
Tailon, Jameson	14-10	3.20	32	32	2	1	0-0	191.0	179	69	68	20	6	46	179	0	2	14	1.18	.246	727	785	2	0	0
*Vazquez, Felipe	4-2	2.70	70	0	0	0	37-42	70.0	63	24	21	4	1	24	89	0	3	4	1.24	.232	271	296	0	60	0
Williams, Trevor	14-10	3.11	31	31	1	1	0-0	170.2	146	64	59	15	4	55	126	0	4	12	1.18	.231	632	701	4	0	0
<b>Team Total</b>	<b>82-79</b>	<b>4.00</b>	<b>161</b>	<b>161</b>	<b>3</b>	<b>16</b>	<b>40-60</b>	<b>1434.0</b>	<b>1380</b>	<b>693</b>	<b>637</b>	<b>174</b>	<b>69</b>	<b>497</b>	<b>1336</b>	<b>6</b>	<b>95</b>	<b>98</b>	<b>1.31</b>	<b>.251</b>	<b>5506</b>	<b>6144</b>	<b>35</b>	<b>158</b>	<b>81</b>

KEY: \* = left-handed hitter/pitcher # = switch-hitter

# PITTSBURGH PIRATES SYSTEM

## Minor League Instructors and Staff

Senior Director, Minor League Operations .....	Larry Broadway
Senior Field Coordinator .....	Brad Fischer
Field Coordinator .....	Bobby Scales
Coordinator of Instruction .....	Dave Turgeon
Roving Infield Instructor .....	Gary Green
Assistant Hitting Coordinator .....	Drew Saylor
Senior Pitching Coordinator .....	Scott Mitchell

## 2018 PITTSBURGH MiLB TEAM LEADERS

TEAM	PLAYER	AVG*	TEAM	PLAYER	WINS
Indianapolis	Kevin Kramer	.311	Indianapolis	Tyler Eppler	13
Altoona	Bryan Reynolds	.302	Altoona	Mitch Keller/Cam Vieaux	9
Bradenton	Jared Oliva	.275	Bradenton	James Marvel	9
W.Va. Power	Oneil Cruz	.286	W.Va. Power	Domingo Robles	9
W.Va. Black Bears	Edison Lantigua	.277	W.Va. Black Bears	Francis Del Orbe	5
Bristol	Jonah Davis	.306	Bristol	Roger Santana	5
TEAM	PLAYER	HR	TEAM	PLAYER	ERA**
Indianapolis	Kevin Kramer	15	Indianapolis	J.T. Brubaker	3.10
Altoona	Will Craig	20	Altoona	***Taylor Hearn	3.12
Bradenton	Hunter Owen	18	Bradenton	James Marvel	3.68
W.Va. Power	Oneil Cruz	14	W.Va. Power	Domingo Robles	2.97
W.Va. Black Bears	Daniel Amaral	5	W.Va. Black Bears	Oswaldo Bido	4.18
Bristol	Jonah Davis	12	Bristol	Steven Jennings	4.82
TEAM	PLAYER	RBI	TEAM	PLAYER	SO
Indianapolis	Kevin Kramer/Jose Osuna	59	Indianapolis	Tyler Eppler	118
Altoona	Will Craig	102	Altoona	Taylor Hearn	107
Bradenton	Hunter Owen	60	Bradenton	James Marvel	100
W.Va. Power	Calvin Mitchell	65	W.Va. Power	Domingo Robles	88
W.Va. Black Bears	Brett Kinneman	44	W.Va. Black Bears	Oswaldo Bido/Nicholas Economos	58
Bristol	Mason Martin	40	Bristol	Steven Jennings	53
TEAM	PLAYER	SB	TEAM	PLAYER	SAVES
Indianapolis	Kevin Newman	28	Indianapolis	Johnny Hellweg	11
Altoona	Cole Tucker	35	Altoona	Matt Eckelman	11
Bradenton	Jared Oliva	33	Bradenton	Matt Eckelman	6
W.Va. Power	Lolo Sanchez	30	W.Va. Power	Beau Sulser	8
W.Va. Black Bears	Daniel Amaral	25	W.Va. Black Bears	Conner Loeprich	7
Bristol	Francisco Mepris	15	Bristol	Will Gardner/Allen Montgomery	3

\* = Batting Average qualifiers require a minimum 2.7 PA/League Games

\*\* = ERA qualifiers require a minimum of 0.8 IP/League Games

\*\*\* = Taylor Hearn was the closest Altoona pitcher to qualifying for Eastern League ERA leaders

## 2018 PITTSBURGH MiLB STANDINGS

TEAM	W	L	PCT	GB	Division
Indianapolis (AAA)	73	67	.521	0.5	T-2 of 4 (IL West)
Altoona (AA)	78	60	.565	--	1 of 6 (EL Western)
Bradenton (A+)	35	30	.538	4.5	3 of 6 (FSL South 1st Half)
	21	44	.323	17.0	6 of 6 (FSL South 2nd Half)
	56	74	.431	17.5	5 of 6 (FSL South Overall)
West Virginia (A)	37	29	.561	2.5	3 of 7 (SAL Northern 1st Half)
	34	33	.507	11.0	3 of 7 (SAL Northern 2nd Half)
	71	62	.534	13.5	3 of 7 (SAL Northern Overall)
West Virginia (SS)	32	44	.421	10.5	T-5 of 6 (NYPL Pinckney)
Bristol (R+)	31	37	.456	9.0	T-3 of 5 (AL West)
GCL Pirates (R)	27	25	.519	9.5	3 of 5 (GCL Northwest)
<b>Totals</b>	<b>368</b>	<b>369</b>	<b>.499</b>	--	--



2018 Pirates MiLB Pitcher of the Year, J.T. Brubaker. (Photo by Adam Pintar)

## 2018 PITTSBURGH PIRATES MINOR LEAGUE ALL-STARS

Indianapolis (IL): OF Christopher Bostick RHP Tyler Eppler 2B Kevin Kramer C Ryan Lavarnway RHP Doydas Neverauskas SS Kevin Newman	Altoona (EL): 1B Will Craig 3B Ke'Bryan Hayes LHP Taylor Hearn LHP Sean Keselica	Bradenton (FSL): RHP Matt Eckelman RHP Scooter Hightower C Arden Pabst INF Alfredo Reyes RHP Eduardo Vera	West Virginia (SAL): SS Oneil Cruz OF Calvin Mitchell C Deon Stafford	West Virginia (NYPL): LHP Cam Allred 3B Mike Gretler OF Travis Swaggerty	Bristol (AL): OF Jonah Davis
--	--	--	--	---	---------------------------------

KEY: Bold = Mid/Postseason Italics = Postseason



## 2018 TEAM BATTING STATISTICS

TEAM	AVG	AB	R	H	HR	BB	SO	SB	CS
Indianapolis	.271	4624	625	1251	104	416	1044	111	46
GCL Pirates (R)	.258	1739	294	449	20	199	339	60	25
Altoona (AA)	.255	4477	613	1142	93	467	1020	110	54
Bradenton (A+)	.250	4196	530	1049	84	366	1049	122	52
Bristol (R+)	.250	2223	364	556	48	328	568	68	34
West Virginia (A)	.245	4239	611	1039	89	406	1168	104	55
West Virginia (A-)	.242	2472	311	597	35	280	672	99	39

### BATTING TOP 10 (MINIMUM 2.7 PA/TEAM GAME)

BATTER	CLUB	AVG	G	AB	R	H	HR	RBI
Herman, Jack	GCL	.340	37	141	28	48	2	22
*Dorrian, Patrick	GCL/BR	.335	49	167	34	56	2	39
<b>*Kramer, Kevin</b>	<b>IND</b>	<b>.311</b>	<b>129</b>	<b>476</b>	<b>73</b>	<b>148</b>	<b>15</b>	<b>59</b>
*Davis, Jonah	BRS	.306	51	206	46	63	12	34
#Reynolds, Bryan	ALT	.302	88	331	56	100	7	46
<b>Newman, Kevin</b>	<b>IND</b>	<b>.302</b>	<b>109</b>	<b>437</b>	<b>74</b>	<b>132</b>	<b>4</b>	<b>35</b>
Hayes, Ke'Bryan	ALT	.293	117	437	64	128	7	47
*Cruz, Oneil	WV (A)	.286	103	402	66	115	14	59
<b>Reyes, Pablo</b>	<b>ALT/IND</b>	<b>.284</b>	<b>122</b>	<b>401</b>	<b>55</b>	<b>114</b>	<b>8</b>	<b>41</b>
*Mottice, Kyle	GCL	.283	35	106	26	30	0	9

### BATTING CATEGORY LEADERS

Home Runs		RBI		Stolen Bases	
Will Craig	ALT	20	<b>Will Craig</b>	<b>ALT</b>	<b>102</b>
Hunter Owen	BRD	18	Logan Hill	ALT	72
Logan Hill	ALT	17	*Calvin Mitchell	WV (A)	65
<b>*Kevin Kramer</b>	<b>IND</b>	<b>15</b>	Hunter Owen	BRD	60
2 tied with		14	3 tied with		59
				<b>Kevin Newman</b>	<b>IND</b>
				<b>Alfredo Reyes</b>	<b>BRD/ALT/IND</b>
				#Cole Tucker	ALT
				Jared Oliva	BRD
				Lolo Sanchez	WV (A)
				<b>Kevin Newman</b>	<b>IND</b>

## 2018 TEAM PITCHING STATISTICS

TEAM	W-L	ERA	H	CG	SHO	SV	HR	BB	SO
West Virginia (A)	71-62	3.40	1040	1	11	38	98	350	1066
Altoona (AA)	78-60	3.85	1067	3	11	39	103	465	1020
<b>Indianapolis</b>	<b>73-67</b>	<b>3.88</b>	<b>1225</b>	<b>3</b>	<b>15</b>	<b>33</b>	<b>88</b>	<b>482</b>	<b>1093</b>
West Virginia (A-)	32-44	4.02	641	0	3	18	27	263	582
Bradenton (A+)	56-74	4.65	1167	4	5	28	122	394	927
GCL Pirates (R)	27-25	4.83	449	0	1	11	31	208	383
Bristol (R+)	31-37	5.67	614	0	5	17	57	310	540

### PITCHING TOP 10 (MINIMUM 0.8 IP/TEAM GAME)

PITCHER	CLUB	W-L	ERA	IP	H	BB	SO
<b>Brubaker, J.T.</b>	<b>ALT/IND</b>	<b>10-6</b>	<b>2.81</b>	<b>154.0</b>	<b>150</b>	<b>44</b>	<b>131</b>
*Robles, Domingo	WV (A)/BRD	9-9	3.33	143.1	150	36	107
Vera, Eduardo	BRD/ALT	11-5	3.37	155.0	131	33	98
<b>Keller, Mitch</b>	<b>BRD/ALT/IND</b>	<b>12-4</b>	<b>3.48</b>	<b>142.1</b>	<b>130</b>	<b>55</b>	<b>135</b>
Marvel, James	BRD/ALT	12-7	3.55	167.1	161	40	122
<b>Eppler, Tyler</b>	<b>IND</b>	<b>13-6</b>	<b>3.59</b>	<b>153.0</b>	<b>160</b>	<b>39</b>	<b>118</b>
<b>*Waddell, Brandon</b>	<b>ALT/IND</b>	<b>7-9</b>	<b>3.59</b>	<b>135.1</b>	<b>130</b>	<b>55</b>	<b>103</b>
*Vieaux, Cam	BRD/ALT	13-6	3.68	144.1	133	35	124
*Nunez, Oddy	WV (A)/BRD	5-10	4.01	137.0	133	52	85
Escobar, Luis	BRD/ALT	11-6	4.14	128.1	106	59	110

### PITCHING CATEGORY LEADERS

Wins		Saves		Strikeouts	
<b>Eppler, Tyler</b>	<b>IND</b>	<b>13</b>	Eckelman, Matt	BRD/ALT	17
*Vieaux, Cam	BRD/ALT	13	<b>Hellweg, Johnny</b>	<b>IND</b>	<b>11</b>
<b>Keller, Mitch</b>	<b>BRD/ALT/IND</b>	<b>12</b>	Hartlieb, Geoff	ALT	10
Marvel, James	BRD/ALT	12	Sulser, Beau	WV (A)	8
2 tied with		11	5 tied with		7
				<b>Keller, Mitch</b>	<b>BRD/ALT/IND</b>
				<b>Brubaker, J.T.</b>	<b>ALT/IND</b>
				*Vieaux, Cam	BRD/ALT
				Marvel, James	BRD/ALT
				<b>Eppler, Tyler</b>	<b>IND</b>

KEY: \* = left-handed hitter/pitcher # = switch-hitter

# MINOR LEAGUE AFFILIATES



# Curve

**Altoona Curve**  
 1000 Park Avenue  
 Altoona, PA 16602  
 @AltoonaCurve  
 AltoonaCurve.com

## Altoona Curve

## Double-A, Eastern League

## Last season...

**Affiliate Since:** 1999

**2018 Record:** 78-60 (1st, Western)

**Home:** Peoples Natural Gas Field

**Manager (with team):** Michael Ryan (3rd)

**Pitching Coach:** Joel Hanrahan

**Hitting Coach:** Jon Nunnally

**Media Relations:** Garrett Mansfield

**Contact:** gmansfield@altoonacurve.com



**Michael Ryan**

The Curve won their second straight Eastern League Western Division title while reaching the postseason for a fourth consecutive year. Shortstop Cole Tucker finished among league leaders in stolen bases (1st, 35), runs scored (4th, 77) and hits (5th, 134).

## 2018 ALTOONA CURVE FINAL STATS

Team Batting Stats		- Games By Position -																											
BATTERS	AVG	G	AB	R	H	2B	3B	HR	RBI	TB	BB	SO	SB	CS	OBP	SLG	OPS	SF	SAC	HB	DP	1B	2B	3B	SS	OF	C	E	
Alemais, Stephen	.279	120	402	56	112	16	4	1	34	139	44	69	16	9	.346	.346	.692	8	5	2	13	0	114	0	7	0	0	12	
Bornmann, John	.000	2	3	0	0	0	0	0	0	0	3	1	1	0	.500	.500	.500	0	0	0	0	0	0	0	0	0	0	2	
Cervelli, Francisco	.200	2	5	0	1	0	0	0	0	1	3	3	0	0	.556	.200	.756	0	0	1	0	0	0	-	-	-	-	-	
Craig, Will	.248	132	480	73	119	30	3	20	102	215	42	128	6	3	.321	.448	.768	12	0	15	8	122	0	0	0	0	0	8	
*Escobar, Elvis	.151	40	106	6	16	0	3	0	9	22	3	21	3	1	.174	.208	.382	0	2	0	1	0	0	0	0	0	30	0	
Gaffney, Tyler	.194	51	124	20	24	4	0	3	15	37	12	27	4	0	.313	.298	.611	1	0	10	3	0	0	0	0	0	42	0	
#George, Jordan	.263	110	342	46	90	12	0	5	43	117	41	47	0	1	.355	.342	.698	0	1	8	5	14	0	11	0	35	4	0	
Harrison, Josh	.167	3	12	2	2	0	0	0	1	2	1	3	0	0	.231	.167	.397	0	0	0	0	0	2	0	0	0	0	0	1
Hayes, Ke'Bryan	.293	117	437	64	128	31	7	7	47	194	57	84	12	5	.375	.444	.819	6	4	4	10	0	0	116	0	0	0	6	
Hill, Logan	.228	117	391	48	89	14	2	17	72	158	41	132	1	5	.311	.404	.715	4	0	8	8	0	0	0	0	0	92	3	
Jackson, Bralin	.214	64	206	19	44	7	1	3	14	62	11	63	5	3	.256	.301	.557	1	0	1	12	0	0	0	0	0	55	3	
*Jhang, Jin-De	.320	35	122	13	39	8	0	1	23	50	11	14	0	0	.373	.410	.783	1	0	1	0	0	0	0	0	0	0	22	1
Kelley, Christian	.235	90	311	36	73	13	2	8	38	114	25	64	0	0	.308	.367	.675	2	0	9	6	0	0	0	0	0	0	90	5
Krause, Kevin	.000	2	3	0	0	0	0	0	0	1	1	0	0	0	.250	.000	.250	0	0	0	0	0	0	0	0	0	0	1	0
*Martin, Jason	.325	68	255	49	83	13	5	9	34	133	28	61	7	8	.392	.522	.913	2	3	1	3	0	0	0	0	0	68	2	0
Mathisen, Wyatt	.385	12	26	9	10	3	1	3	18	11	7	1	1	1	.585	.692	1.278	1	0	3	0	5	1	0	0	0	0	0	0
Pabst, Arden	.193	19	57	6	11	2	0	2	7	19	5	15	0	1	.258	.333	.591	0	1	0	5	0	0	0	0	0	0	17	1
Ratledge, Logan	.182	28	55	6	10	3	0	2	8	19	5	13	1	0	.266	.345	.611	2	0	2	0	0	16	5	0	1	0	0	
Reyes, Alfredo	.250	34	108	16	27	4	0	1	11	34	10	37	11	1	.319	.315	.634	0	2	1	1	0	9	10	2	14	0	2	
Reyes, Pablo	.244	12	45	3	11	3	0	0	5	14	4	5	3	0	.306	.311	.617	0	0	0	0	0	3	0	0	0	7	0	
*Reynolds, Bryan	.302	88	331	56	100	18	3	7	46	145	43	73	4	4	.381	.438	.819	6	0	3	8	0	0	0	0	0	88	3	
#Tucker, Cole	.259	133	517	77	134	21	7	5	44	184	55	104	35	12	.333	.356	.689	8	3	6	7	0	0	0	0	131	0	14	
Williams, Jackson	.219	10	32	1	7	0	0	1	5	10	2	4	0	0	.265	.313	.577	0	0	0	0	0	0	0	0	0	0	10	1
<b>Team Total</b>	<b>.255</b>	<b>138</b>	<b>4477</b>	<b>613</b>	<b>1142</b>	<b>202</b>	<b>38</b>	<b>93</b>	<b>568</b>	<b>1699</b>	<b>467</b>	<b>1020</b>	<b>110</b>	<b>54</b>	<b>.332</b>	<b>.379</b>	<b>.711</b>	<b>54</b>	<b>35</b>	<b>74</b>	<b>93</b>	<b>-</b>	<b>-</b>	<b>-</b>	<b>-</b>	<b>-</b>	<b>-</b>	<b>74</b>	

Team Pitching Stats																									
PITCHERS	W-L	ERA	G	GS	CG	SHO	SV-SVO	IP	H	R	ER	HR	HB	BB	SO	BK	WP	DP	WHIP	AVG	AB	TBF	SF	GF	HLD
Agrazal, Dario	5-6	3.99	15	14	0	0	0-0	85.2	91	41	38	9	7	13	52	0	1	10	1.21	.275	331	356	4	1	0
*Brentz, Jake	0-1	13.50	12	0	0	0	0-1	11.1	12	19	17	1	0	0	21	15	0	0	2.91	.267	45	68	2	1	0
Brubaker, J.T.	2-2	1.80	6	0	0	0	0-0	35.0	29	9	7	1	3	8	35	0	1	4	1.06	.218	133	144	0	0	0
0-0	6.75	3	0	0	0	0	0-0	4.0	6	3	3	0	1	2	3	0	3	1	2.00	.375	16	19	0	1	0
Coley, Austin	2-0	3.57	5	0	0	0	0-0	22.2	24	9	9	1	2	8	14	0	1	1	1.41	.270	89	100	0	0	0
DuRapau, Montana	0-1	2.89	8	0	0	0	2-2	9.1	7	3	3	1	2	0	13	0	0	0	0.75	.206	34	37	0	7	0
Eckelman, Matt	1-1	1.82	23	0	0	0	11-13	24.2	18	7	5	1	1	15	17	0	1	1	1.34	.207	87	107	0	18	0
*Escobar, Elvis	1-0	12.46	3	0	0	0	0-1	4.1	7	6	6	1	1	5	8	0	2	0	2.77	.333	21	27	0	0	0
Escobar, Luis	4-0	4.54	7	7	0	0	0-0	35.2	30	18	18	4	1	21	25	0	1	2	1.43	.227	132	157	1	0	0
Garcia, Jeff	2-5	5.23	37	0	0	0	3-5	53.1	53	35	31	3	4	32	68	0	13	1	1.59	.257	206	245	2	17	5
8-2	3.24	47	0	0	0	0	10-16	58.1	56	29	21	3	3	24	56	0	6	11	1.37	.253	221	250	1	28	3
*Hearn, Taylor	3-6	3.12	19	2	1	0	0-0	104.0	75	41	36	6	3	38	107	0	6	6	1.09	.198	379	424	1	0	0
Helton, Bret	6-6	6.12	35	1	0	0	0-0	60.1	62	46	41	8	5	38	45	1	4	3	1.66	.276	225	277	7	8	2
Hightower, Scooter	2-1	2.41	11	7	0	0	0-0	37.1	30	13	10	1	2	9	31	0	2	1	1.04	.217	138	149	0	1	0
0-0	0.00	1	0	0	0	0	0-0	0.1	0	0	0	0	0	0	0	0	0	0	0.00	.000	1	1	0	1	0
Keller, Mitch	9-2	2.72	14	14	0	0	0-0	86.0	64	29	26	7	0	32	76	0	6	9	1.12	.208	308	342	1	0	0
*Keselica, Sean	2-3	4.94	40	1	0	0	0-2	58.1	39	34	32	4	5	43	49	0	11	11	1.41	.195	200	250	2	9	12
Kingham, Nick	0-1	7.20	1	1	0	0	0-0	5.0	7	4	4	0	0	1	4	0	1	0	1.60	.318	22	23	0	0	0
0-0	0.00	9	0	0	0	0	4-4	12.0	7	0	0	0	0	3	18	0	2	0	0.83	.167	42	46	1	8	0
Marvel, James	3-1	3.00	5	5	1	0	0-0	33.0	29	11	11	1	2	9	22	0	1	3	1.15	.236	123	137	2	0	0
Musgrove, Joe	0-1	2.25	1	1	0	0	0-0	4.0	2	1	1	0	0	4	0	0	0	0	0.50	.143	14	14	0	0	0
Ratlledge, Logan	0-0	2.08	3	0	0	0	0-0	4.1	2	1	1	0	0	4	4	0	0	0	1.38	.154	13	18	1	3	0
*Romero, Enny	0-0	0.00	2	0	0	0	0-0	2.0	1	0	0	0	1	1	0	0	0	0	1.00	.167	6	7	0	0	0
Sciomeaux, Tate	2-3	4.87	43	2	0	0	0-0	61.0	71	39	33	10	1	19	69	0	2	1	1.48	.283	251	274	3	24	

# MINOR LEAGUE AFFILIATES



## Bradenton Marauders

1611 9th Street West  
Bradenton, FL 34205  
@The\_Marauders

BradentonMarauders.com

ORGANIZATION

2019 INDIANS

IL & OPPONENTS

2018 REVIEW

PIRATES

HISTORY

GENERAL

### Bradenton Marauders

### High-A, Florida State League

### Last season...

**Affiliate Since:** 2010  
**2018 Record:** 56-74 (5th, South)

**Home:** LECOM Park

**Manager (with team):** Wyatt Toregas (1st)

**Pitching Coach:** Drew Benes

**Hitting Coach:** Butch Wynegar

**Media Relations:** Nate March

**Contact:** nate.march@pirates.com



Wyatt Toregas

Outfield prospect Jared Oliva finished among Florida State League leaders in runs scored (1st, 75), stolen bases (2nd, 33) and batting average (10th, .275) en route to being named as a Pittsburgh Pirates Organization All-Star by MiLB.com.

## 2018 BRADENTON MARAUDERS FINAL STATS

### Team Batting Stats

BATTERS											- Games By Position -																		
	AVG	G	AB	R	H	2B	3B	HR	RBI	TB	BB	SO	SB	CS	OBP	SLG	OPS	SF	SAC	HP	DP	1B	2B	3B	SS	OF	C	E	
Arbet, Trae	.143	26	84	6	12	4	0	0	4	16	4	28	3	2	200	190	.390	0	0	2	3	0	24	0	0	0	0	0	2
*Baur, Albert	.266	117	436	55	116	22	1	13	57	179	37	73	1	2	.327	.411	.738	5	3	5	14	76	0	0	0	1	0	3	
Bormann, John	.218	18	55	6	12	2	0	0	2	14	6	11	1	0	.317	.255	.572	0	2	2	1	0	0	0	0	0	0	17	0
*Brown, Garrett	.257	36	109	13	28	0	1	0	12	30	6	22	6	7	.299	.275	.574	1	1	2	0	0	0	0	0	0	34	0	0
Delay, Jason	.247	67	219	23	54	4	1	2	21	66	21	51	2	0	.325	.301	.627	1	4	5	6	0	0	0	0	0	66	4	
Gaffney, Tyler	.291	38	134	27	39	9	3	3	21	63	9	27	10	5	.391	.470	.861	0	1	13	3	0	0	0	0	0	30	1	
Harrer, Justin	.200	2	5	0	1	0	0	0	1	0	2	0	0	0	.200	.200	.400	0	1	0	0	0	0	0	0	0	2	0	0
Haug, Ryan	.000	1	3	0	0	0	0	0	0	0	0	0	0	0	.000	.000	.000	0	0	0	0	0	0	0	0	0	0	1	1
*Hughston, Casey	.201	105	339	42	68	12	3	21	99	39	130	6	4	0	.287	.292	.579	2	6	3	2	0	0	0	0	0	105	2	
Kang, Jung Ho	.417	7	24	5	10	2	0	3	11	21	6	3	1	0	.531	.875	1.406	1	0	1	2	0	0	2	4	0	0	0	
*Madris, Bligh	.238	103	369	40	88	12	5	9	53	137	28	88	3	4	.292	.371	.664	7	3	3	1	0	0	0	0	0	92	2	
Medrano, Jesse	.000	5	8	0	0	0	0	0	0	0	0	0	0	0	.111	.000	.111	0	0	1	2	0	3	1	0	0	0	0	
Oliva, Jared	.275	108	396	75	109	24	4	9	47	168	40	91	33	8	.354	.424	.778	5	2	11	4	0	0	0	0	101	0	1	
Owen, Hunter	.262	111	401	53	105	21	3	18	60	186	19	114	4	1	.317	.464	.781	1	5	14	11	0	0	76	0	0	3	13	
Pabst, Arden	.281	46	171	19	48	12	2	8	29	88	10	27	2	0	.317	.515	.832	2	1	0	2	0	0	0	0	0	44	2	
Peurifoy, Ryan	.000	3	7	0	0	0	0	0	0	0	1	3	0	0	.125	.000	.125	0	0	0	0	0	0	0	0	0	3	0	0
*Pope, Brett	.243	48	152	17	37	6	0	0	12	43	22	27	2	7	.345	.283	.628	1	2	2	3	1	13	24	6	0	0	2	
Reyes, Alfredo	.310	61	197	34	61	6	0	3	19	76	39	60	23	3	.424	.386	.810	1	5	1	2	1	32	21	9	0	0	7	
Rodriguez, Sean	.125	2	8	2	1	0	0	0	1	1	1	0	0	0	.222	.125	.347	0	0	0	0	0	0	0	0	2	0	0	
Siri, Raul	.333	19	63	5	21	4	0	1	10	28	3	21	1	0	.382	.444	.827	0	0	2	1	0	4	1	0	11	0	1	
Tancas, Lucas	.213	92	310	29	66	20	0	4	26	98	23	88	6	2	.282	.316	.598	0	1	7	9	56	0	0	0	22	0	7	
*Tolman, Mitchell	.250	68	240	28	60	16	1	2	17	84	37	77	7	3	.359	.350	.709	2	1	5	4	0	54	7	1	0	0		
Valerio, Adrian	.242	117	466	51	113	26	1	6	49	159	15	101	11	4	.267	.341	.608	2	16	1	9	0	2	0	113	0	17		
<b>Team Total</b>	<b>.250</b>	<b>130</b>	<b>4196</b>	<b>530</b>	<b>1049</b>	<b>202</b>	<b>27</b>	<b>84</b>	<b>471</b>	<b>1557</b>	<b>366</b>	<b>1049</b>	<b>122</b>	<b>52</b>	<b>.320</b>	<b>.371</b>	<b>.691</b>	<b>31</b>	<b>54</b>	<b>79</b>	<b>81</b>	<b>-</b>	<b>-</b>	<b>-</b>	<b>-</b>	<b>-</b>	<b>-</b>	<b>-</b>	

### Team Pitching Stats

PITCHERS	W-L	ERA	G	GS	CG	SHO	SV-SVO	IP	H	R	ER	HR	HB	BB	SO	BK	WP	DP	WHIP	AVG	AB	TBF	SF	GF	HD
Agrazal, Dario	0-0	0.00	2	0	0	0	0-0	8.0	3	0	0	0	0	0	0	0	0	0	1.00	.120	25	25	0	0	0
*Agustin, Ronny	1-5	3.33	32	0	0	0	5-7	46.0	33	23	17	1	0	35	39	0	6	2	1.48	.199	166	205	2	15	2
Amedee, Jess	1-1	6.75	14	0	0	0	1-3	18.2	22	16	14	1	0	16	22	0	4	3	2.04	.289	76	94	0	6	0
*Brentz, Jake	0-0	8.02	19	0	0	0	0-2	21.1	25	20	19	1	0	18	30	0	5	0	2.02	.281	89	108	1	8	0
Burdi, Nick	0-0	4.50	2	2	0	0	0-0	2.0	1	1	1	1	0	0	6	0	0	0	0.50	.143	7	7	0	0	0
Cederlind, Blake	1-2	7.59	17	0	0	0	3-4	21.1	26	20	18	2	2	19	18	0	3	2	2.11	.302	86	108	1	10	0
Eckelman, Matt	4-0	2.28	17	0	0	0	6-7	23.2	19	6	2	1	8	27	0	0	0	1	1.14	.218	87	97	0	15	0
Escobar, Luis	7-6	3.98	17	16	0	0	0-0	92.2	76	43	41	9	8	38	85	0	8	11	1.23	.224	340	386	0	1	0
German, Angel	1-3	6.92	35	0	0	0	3-4	40.1	41	34	31	5	3	28	47	0	4	6	1.71	.263	156	190	1	21	3
Hightower, Scooter	5-0	1.47	18	0	0	0	3-5	30.2	23	6	5	2	1	4	35	0	2	1	0.88	.211	109	117	2	9	3
Holmes, Jay	0-0	1.50	1	1	0	0	0-0	6.0	4	1	1	0	0	0	8	0	0	0	0.67	.190	21	22	0	0	0
*Jess, Jordan	4-5	4.71	33	0	0	0	3-4	49.2	51	29	26	5	3	11	54	0	1	3	1.25	.264	193	215	4	18	1
Keller, Mitch	0-0	2.25	1	1	0	0	0-0	4.0	7	2	1	0	0	1	2	0	0	1	2.00	.389	18	19	0	0	0
Marvel, James	9-6	3.68	22	21	2	0	0-0	134.1	132	64	55	10	3	31	100	2	7	17	1.21	.261	506	544	4	0	0
Mendez, Deivy	0-2	8.31	11	0	0	0	0-2	13.0	12	12	12	0	3	9	14	0	2	0	1.62	.245	49	64	2	4	1
Musgrove, Joe	0-0	6.00	1	1	0	0	0-0	3.0	5	2	2	0	0	0	2	0	0	1	1.67	.385	13	13	0	0	0
*Nunez, Oddy	4-9	4.70	19	17	1	1	0-0	99.2	102	60	52	9	14	44	61	3	6	16	1.46	.270	378	440	3	0	0
Oller, Adam	2-4	6.75	24	5	0	0	0-1	58.2	70	48	44	14	7	21	53	0	6	7	1.55	.299	234	266	4	3	1
Piechota, Evan	0-5	5.28	14	7	0	0	1-1	58.0	72	35	34	10	1	15	33	0	2	4	1.50	.310	215	242	0	3	0
*Robles, Domingo	0-3	4.76	5	5	0	0	0-0	28.1	32	15	15	1	0	10	19	0	0	2	1.48	.294	109	120	0	0	0
*Romero, Enny	0-1	13.50	1	1	0	0	0-0	0.2	3	1	1	1	0	0	1	0	0	0	4.50	.600	5	5	0	0	0
Schugel, A.J.	0-0	7.71	5	2	0	0	0-0	4.2	8	5	4	0	0	1	8	0	2	1	1.93	.381	21	23	1	0	1
Schultz, Bo	0-0	0.00	8	0	0	0																			

# MINOR LEAGUE AFFILIATES



## Greensboro Grasshoppers

408 Bellemeade Street  
Greensboro, N.C. 27401  
@GSOHoppers  
GSOHoppers.com

### Greensboro Grasshoppers Single-A, South Atlantic League

**Affiliate Since:** 2019  
**2018 Record:** 60-76 (6th, Northern)  
**Home:** First National Bank Field  
**Manager (with team):** Miguel Perez (1st)  
**Pitching Coach:** Stan Kyles  
**Hitting Coach:** Chris Petersen  
**Media Relations:** Katie Dannemiller  
**Contact:** katie@gsohoppers.com



Miguel Perez

### Last season...

West Virginia Power shortstop Oneil Cruz was named as the South Atlantic League's Most Outstanding Major League Prospect and top shortstop after batting .286 with 46 extra-base hits and an .831 OPS.

### 2018 WEST VIRGINIA POWER FINAL STATS (PITTSBURGH'S PREVIOUS SINGLE-A AFFILIATE)

Team Batting Stats														- Games By Position -														
BATTERS	AVG	G	AB	R	H	2B	3B	HR	RBI	TB	BB	SO	SB	CS	OBP	SLG	OPS	SF	SAC	HB	DP	1B	2B	3B	SS	OF	C	E
Bengtson, Ben	.220	74	246	31	54	13	1	4	27	81	14	71	4	1	.266	.329	.595	4	2	3	6	15	0	45	0	1	0	15
Bormann, John	.265	11	34	6	9	3	0	0	5	12	3	5	0	0	.359	.353	.712	0	0	2	2	0	0	0	0	0	7	1
Busby, Dylan	.243	33	115	19	28	8	1	5	20	53	13	37	3	1	.341	.461	.802	0	2	4	3	0	28	0	0	0	4	0
#Castro, Rodolfo	.231	105	385	47	89	19	4	12	50	152	26	100	6	3	.278	.395	.672	6	8	1	7	0	89	0	12	0	20	20
*Cruz, Oneil	.286	103	402	66	115	25	7	14	59	196	34	100	11	5	.343	.488	.831	4	0	3	7	0	0	0	102	0	33	0
Glendinning, Robbie	.282	34	110	16	31	4	1	2	18	43	13	28	1	3	.358	.391	.749	0	2	0	5	0	17	12	5	0	0	2
Gonzalez, Yoel	.000	2	4	0	0	0	0	0	0	0	0	2	0	0	.000	.000	.000	0	0	0	1	0	0	0	0	0	0	0
Hernandez, Raul	.325	47	160	20	52	12	0	1	22	67	11	33	2	1	.374	.419	.792	1	1	2	2	8	0	0	0	0	0	266
*Herrera, Jhoan	.125	2	8	0	1	1	0	0	1	2	0	1	0	0	.125	.250	.375	0	0	0	1	1	0	0	0	0	0	0
Kaiser, Connor	.302	16	63	7	19	2	0	1	8	24	4	15	0	1	.338	.381	.719	1	1	0	2	0	0	0	0	16	0	0
Lorenzo, Rafelin	.307	24	88	15	27	4	0	3	13	40	14	0	1	0	.315	.455	.770	2	0	1	0	0	0	0	0	0	0	204
Macias, Fabricio	.222	40	126	22	28	6	2	1	19	41	14	42	5	1	.315	.325	.640	2	2	4	2	0	0	0	0	0	36	0
*Mangieri, Luke	.147	11	34	4	5	2	0	0	4	7	3	8	0	1	.256	.266	.462	0	0	2	0	11	0	0	0	0	0	1
*Martin, Mason	.200	45	150	16	30	8	0	4	18	50	18	62	1	1	.302	.333	.636	0	1	4	1	43	0	0	0	0	0	0
Medrano, Jesse	.229	48	157	21	36	9	2	2	22	51	12	36	8	2	.289	.325	.614	2	3	2	4	0	11	29	0	0	5	1
*Mitchell, Calvin	.280	119	443	55	124	29	3	10	65	189	41	109	4	5	.344	.427	.771	5	1	5	9	0	0	0	0	0	110	5
Peurifoy, Ryan	.197	77	239	31	47	16	3	3	24	78	29	66	4	4	.294	.326	.620	0	3	4	2	0	0	0	0	0	54	0
*Pope, Brett	.274	29	95	12	26	7	0	3	17	42	13	24	4	2	.375	.442	.817	1	2	3	1	0	11	16	0	0	0	3
Sanchez, Lolo	.243	114	378	57	92	18	1	4	34	124	41	72	30	13	.322	.328	.650	5	12	5	3	0	0	0	0	0	108	6
Sharpe, Chris	.263	85	278	50	73	11	2	4	28	100	39	98	11	4	.362	.360	.722	3	7	6	4	0	0	0	0	0	81	0
Siri, Raul	.120	8	25	5	3	2	0	0	3	5	3	8	0	2	.241	.200	.441	0	0	1	0	0	5	1	0	0	0	1
Stafford, Deon	.253	94	344	60	87	19	5	11	49	149	28	99	0	3	.316	.433	.749	3	1	5	10	0	0	0	0	0	0	812
*Swaggerty, Travis	.129	16	62	6	8	1	1	1	5	14	7	18	0	0	.225	.226	.451	1	0	1	0	0	0	0	0	0	16	0
Watson, Kyle	.188	96	293	45	55	12	2	4	33	83	39	120	10	1	.285	.283	.568	3	4	2	4	65	6	8	0	0	0	8
<b>Team Total</b>	<b>.245</b>	<b>133</b>	<b>4239</b>	<b>611</b>	<b>1039</b>	<b>231</b>	<b>33</b>	<b>89</b>	<b>544</b>	<b>1603</b>	<b>406</b>	<b>1168</b>	<b>104</b>	<b>55</b>	<b>.317</b>	<b>.378</b>	<b>.695</b>	<b>43</b>	<b>52</b>	<b>60</b>	<b>76</b>	<b>-</b>	<b>-</b>	<b>-</b>	<b>-</b>	<b>-</b>	<b>-</b>	<b>163</b>

Team Pitching Stats																									
PITCHERS	W-L	ERA	G	GS	CG	SHO	SV-SVO	IP	H	R	ER	HR	HB	BB	SO	BK	WP	DP	WHIP	AVG	AB	TBF	SF	GF	HLD
*Allred, Cam	0-1	3.86	2	0	0	0	0-1	2.1	4	2	1	0	0	1	2	0	0	0	2.14	.364	11	12	0	1	1
Bentzen, Ben	0-0	45.00	1	0	0	0	0-0	1.0	4	5	5	1	1	1	0	0	0	0	5.00	.571	7	9	0	1	0
Bolton, Cody	3-3	3.65	9	0	0	0-0	44.1	43	19	18	6	1	7	45	2	0	4	1.13	.253	170	179	1	0	0	
Cederlind, Blake	3-2	2.86	19	1	0	0-1	13.8	21	9	9	1	4	9	36	0	3	1	1.06	.208	101	115	0	10	3	
Cesar, Joel	2-1	3.15	29	0	0	0-3	54.1	44	30	19	4	0	23	50	1	7	3	1.23	.222	198	227	4	14	4	
Cubilete, Sergio	5-5	5.17	23	13	0	0-1	87.0	98	68	50	8	11	42	79	3	13	5	1.61	.284	345	407	4	4	1	
Economos, Nicholas	0-0	3.00	1	0	0	0-1	3.0	2	1	1	1	0	0	3	0	1	0	0.67	.182	11	11	0	1	0	
*Escobar, Elvis	3-2	2.08	15	0	0	0-1	26.0	17	7	6	2	2	12	28	1	2	2	1.12	.187	91	106	9	0	0	
Fischer, Drew	2-2	3.83	28	0	0	0-1	44.2	41	23	19	1	4	20	50	0	7	4	1.37	.238	172	199	2	8	7	
Kranick, Max	4-5	3.81	17	16	0	0-1	78.0	72	35	33	7	5	18	77	5	5	3	1.15	.242	298	322	1	1	0	
MacGregor, Travis	1-4	3.25	15	15	0	0-0	63.2	58	35	23	7	5	21	74	0	5	3	1.24	.239	243	273	2	0	0	
*Nunez, Oddy	1-1	2.17	7	5	0	0-1	17.1	31	11	9	2	1	8	24	0	0	3	1.04	.226	137	148	1	1	0	
*Ogle, Brandon	2-0	2.65	4	4	0	0-0	37.0	16	5	5	1	0	10	21	0	2	0	1.53	.262	61	73	0	0	0	
Oller, Adam	1-1	4.40	5	0	0	0-1	14.1	10	8	7	1	1	3	15	0	3	2	0.91	.182	55	59	2	0	0	
Peurifoy, Ryan	1-0	0.00	2	0	0	0-0	2.0	1	0	0	0	0	0	2	0	0	0	0.50	.167	6	6	0	2	0	
Piechota, Evan	2-2	3.38	12	3	0	0-2	45.1	47	17	17	5	1	6	49	0	1	1	1.17	.267	176	184	0	5	0	
Pomeroy, John	0-1	2.45	8	0	0	0-2	7.1	2	3	2	0	0	6	12	0	0	0	1.09	.074	27	33	0	2	2	
Prohoroff, Dylan	0	3.60	3	0	0	0-0	5.0	6	2	2	0	0	0	6	0	0	0	1.20	.286	21	22	0	2	0	
Reyes, Samuel	4-3	2.72	18	2	0	0-3	43.0	41	15	13	1	3	13	36	0	4	3	1.26	.243	169	186	1	6	2	
*Robles, Domingo	9-6	2.97	21	21	0	0-0	115.0	118	60	38	8	4	26	88	2	4	10	1.25	.259	455	488	1	0	0	
*Schlabach, Jake	8-4	3.55	29	10	0	0-1	88.2	98	46	35	7	2	32	68	0	5	7	1.47	.282	348	395	7	3	1	
Seelinger, Matt	1-3	3.03	28	0	0	0-7	32.2	30	14	11	6	0	0	11	52	0	3	1.26	.236	127	140	2	25	1	
Stoelke, Logan	0-0	0.00	3	0	0	0-1	2.1	0	0	0	0	0	0	1	4	0	0	0.43	.000	7	8	0	1	1	
Stratton, Hunter	6-5	4.16	22	20	1	0-1	101.2	93	56	47	8	4	52	82	0	21	6	1.43	.246	378	441	3	0	0	
Sulser, Beau	5-8	2.35	36	0	0	0-10	57.1	43	22	15	4	3	4	63	3	5	4	0.82							

# MINOR LEAGUE AFFILIATES



## West Virginia Black Bears

2040 Gyorko Drive  
Granville, WV 26534  
@WVBlackBears

WestVirginiaBlackBears.com

ORGANIZATION

2019 INDIANS

IL & OPPONENTS

2018 REVIEW

PIRATES

HISTORY

GENERAL

### West Virginia Black Bears Short-Season A, New York-Penn League

**Affiliate Since:** 2015

**2018 Record:** 32-44 (T-5th, Pinckney)

**Home:** Monongalia County Ballpark

**Manager (with team):** Drew Saylor (1st)

**Pitching Coach:** Tom Filer

**Hitting Coach:** Jonny Tucker

**Media Relations:** Leighann Sainato

**Contact:** lsainato@westvirginiablackbears.com



Drew Saylor

### Last season...

Outfielder Travis Swaggerty, selected by the Pirates with the 10th overall pick in the 2018 MLB Draft, impressed at Short-Season A West Virginia in his pro debut. He slashed .288/.365/.453 and swiped nine bases in 36 games for the Black Bears.

### 2018 WEST VIRGINIA BLACK BEARS FINAL STATS

Team Batting Stats		- Games By Position -																										
BATTERS	AVG	G	AB	R	H	2B	3B	HR	RBI	TB	BB	SO	SB	CS	OBP	SLG	OPS	SF	SAC	HB	DP	1B	2B	3B	SS	OF	C	E
Amaral, Daniel	.244	58	217	32	53	5	5	5	24	83	23	46	25	6	.329	.382	.712	1	1	5	1	0	0	0	0	58	0	1
Bejerano, Manny	.294	6	17	1	5	0	0	0	0	5	1	4	0	0	.333	.294	.627	0	2	0	0	0	0	0	0	0	6	1
Bengtson, Ben	.207	15	58	4	12	2	1	0	3	16	2	19	1	1	.254	.276	.530	0	2	0	7	0	8	0	0	0	1	
Brands, Paul	.234	25	77	4	18	2	0	0	3	20	7	29	3	3	.298	.260	.557	0	2	0	2	1	8	1	0	5	103	
*De La Cruz, Michael	.207	26	82	9	17	2	0	1	6	22	11	26	8	3	.298	.268	.566	1	5	0	0	0	0	0	0	26	2	
Glendinning, Robbie	.250	25	84	14	21	8	1	0	11	31	13	28	1	1	.364	.369	.733	0	1	2	2	0	11	1	13	0	9	
Gretter, Mike	.274	45	164	22	45	2	2	2	30	65	20	38	3	1	.372	.396	.768	1	1	6	6	2	38	2	0	2	9	
*Herrera, Jhoan	.215	37	135	11	29	11	0	4	18	52	6	36	1	0	.246	.385	.632	1	1	0	3	10	0	0	0	0	5	
*Jhang, Jin-De	.182	6	22	2	4	0	0	0	1	4	1	6	0	0	.208	.182	.390	1	0	0	0	0	0	0	0	0	5	
#Jimenez, Melvin	.200	40	130	11	26	1	1	0	9	29	16	17	0	1	.300	.223	.523	1	4	3	2	0	23	16	2	0	8	
Kaiser, Connor	.212	31	104	14	22	2	0	1	9	27	13	31	7	1	.303	.260	.563	3	2	2	0	0	0	2	28	0	1	
*Kinneinan, Brett	.253	60	225	33	57	16	4	4	44	93	30	74	3	3	.344	.413	.757	4	0	3	5	0	0	0	0	55	0	
Koch, Grant	.188	40	133	10	25	2	1	2	11	35	22	35	1	0	.304	.263	.567	2	0	1	3	0	0	0	0	0	360	
Kone, Zack	.250	44	164	29	41	10	1	1	11	56	20	43	7	3	.332	.341	.673	0	1	0	3	0	12	0	32	0	7	
*Lantigua, Edison	.277	53	188	24	52	9	5	3	22	80	19	57	5	3	.344	.426	.770	1	1	1	3	0	0	0	0	32	0	
Macias, Fabricio	.325	19	77	9	25	4	2	0	5	33	6	12	2	3	.373	.429	.802	0	0	1	0	0	0	0	0	18	0	
*Mangieri, Luke	.247	44	162	23	40	8	1	2	16	56	18	35	9	1	.337	.346	.683	0	1	4	2	37	0	0	0	1	0	
Siri, Raul	.268	21	71	10	19	5	1	2	8	32	11	19	2	4	.384	.451	.834	1	1	3	3	0	14	5	0	0	7	
*Susi, Zac	.206	22	63	4	13	3	0	0	6	16	11	17	1	0	.324	.254	.578	2	0	0	0	0	0	0	0	0	211	
*Swaggerty, Travis	.288	36	139	22	40	9	1	4	15	63	15	40	9	3	.365	.453	.819	0	2	2	0	0	0	0	0	36	4	
Valaika, Nick	.213	26	80	12	17	3	0	2	7	26	2	34	1	0	.259	.325	.584	0	0	3	0	11	4	7	0	0	5	
*Vinicio, Felix	.118	5	17	3	2	0	0	1	5	5	2	4	0	1	.200	.294	.494	1	0	0	0	0	0	0	0	3	0	
Watson, Kyle	.205	14	44	4	9	1	0	0	6	10	10	17	8	1	.352	.227	.579	0	0	0	0	9	5	0	0	0	1	
*Weiss, Erich	.231	3	13	2	3	2	0	0	0	5	0	5	1	0	.231	.385	.615	0	0	0	2	0	0	0	0	0	0	
Wood, Eric	.333	2	6	2	2	1	0	1	2	6	1	0	1	0	.429	1.000	1.429	0	0	0	2	0	0	0	0	0	0	
<b>Team Total</b>	<b>.242</b>	<b>76</b>	<b>2472</b>	<b>311</b>	<b>597</b>	<b>116</b>	<b>26</b>	<b>35</b>	<b>272</b>	<b>870</b>	<b>280</b>	<b>672</b>	<b>99</b>	<b>39</b>	<b>.325</b>	<b>.352</b>	<b>.677</b>	<b>19</b>	<b>27</b>	<b>37</b>	<b>36</b>	-	-	-	-	-	<b>88</b>	

### Team Pitching Stats

PITCHERS	W-L	ERA	G	GS	CG	SHO	SV-SVO	IP	H	R	ER	HR	HB	B	SO	BK	WP	DP	WHIP	AVG	AB	TBF	SF	GF	SH	LD
*Alldred, Cam	0-1	1.63	18	0	0	0	1-3	27.2	16	5	5	0	1	3	0.90	1.80	89	102	1	11	3	0	0	0	0	
Bido, Osvaldo	4-6	4.18	14	0	0	0-0		75.1	74	37	35	2	7	19	58	2	5	2	1.23	.263	281	311	3	0	0	
Case, Brad	1-0	1.80	1	0	0	0-0		5.0	3	2	1	0	0	1	2	0	0	0	0.80	.176	17	20	2	0	0	
Del Orbe, Francis	5-2	3.59	17	3	0	0-1		47.2	37	26	19	1	6	19	46	1	6	3	1.17	.213	174	203	1	4	1	
Economos, Nicholas	3-2	2.52	15	5	0	1-2		53.2	46	17	15	4	2	18	58	0	5	0	1.19	.237	194	219	4	2	1	
Flynn, Michael	0-3	5.94	5	0	0	0-0		16.2	18	11	11	1	2	4	17	0	1	1	1.32	.269	67	73	0	0	0	
Gardner, Will	0-2	2.45	11	0	0	0-1		14.2	12	6	4	0	2	9	15	0	0	1	1.43	.245	49	63	1	1	2	
Henriquez, Juan	1-0	4.70	10	0	0	0-1		15.1	14	8	8	2	1	7	14	0	1	1	1.37	.250	56	65	0	2	4	
Hernandez, Miguel	2-1	5.26	19	1	0	0-1		37.2	52	25	22	2	3	16	25	2	3	5	1.81	.329	158	179	1	7	2	
*Jacques, Joe	0-0	9.00	1	0	0	0-0		3.0	5	3	3	0	1	1	1	0	1	1	2.00	.417	12	14	0	0	0	
Jimenez, Melvin	0-1	27.00	2	0	0	0-0		0.1	1	1	1	0	0	1	0	0	0	0	6.00	.500	2	3	0	2	0	
Loeprich, Conner	1-4	2.83	22	0	0	0-0		29.2	18	12	9	1	1	14	31	0	2	2	1.12	.178	101	117	0	0	16	
LoPresti, Mike	2-4	5.33	13	12	0	0-0		49.0	72	37	29	4	7	16	22	0	1	7	1.80	.341	211	236	2	0	0	
Manasa, Alex	4-7	4.48	15	15	0	0-0		80.1	84	45	40	4	0	26	46	2	6	10	1.37	.274	307	336	2	0	0	
Mears, Nick	0-0	0.00	3	0	0	0-0		4.0	0	0	0	0	0	1	8	0	0	0	0.50	.077	13	15	0	1	1	
Montgomery, Allen	1-0	0.00	2	0	0	0-0		3.1	1	0	0	0	0	0	3	0	0	0	0.30	.091	11	11	0	0	0	
Murray, Shea	0-0	7.36	10	0	0	0-0		7.1	3	8	6	0	1	16	7	1	6	1	2.59	.130	23	40	0	0	6	
Pomeroy, John	0-2	4.70	15	0	0	0-1		15.1	14	10	8	0	2	16	17	0	1	2	1.96	.237	59	78	1	3	2	
Rennard, Alec	1-0	3.00	6	0	0	0-0		9.0	10	3	3	0	2	3	6	0	0	2	1.44	.303	33	40	0	3	1	
Romano, Argenis	2-0	3.65	5	0	0	0-0		12.1	12	6	5	0	0	8	18	0	0	1	1.62	.245	49	57	0	2	0	
Shorridge, Aaron	1-1	2.67	8	8	0	0-0		30.1	27	10	9	1	2	7	38	2	0	0	1.12	.231	117	127	1	0	0	
Smith, Cody	2-0	3.90	17	0	0	0-0		27.2	27	13	12	0	1													

# MINOR LEAGUE AFFILIATES



## Bristol Pirates

1501 Euclid Avenue

Bristol, VA 24201

@BriBucs

BristolPiratesBaseball.com

### Bristol Pirates Rookie-Advanced, Appalachian League

**Affiliate Since:** 2014

**2018 Record:** 31-37 (T-3rd, West)

**Home:** Boyce Cox Field

**Manager (with team):** Kieran Mattison (1st)

**Pitching Coach:** Eric Minshall

**Hitting Coach:** Jonathan Prieto

**Media Relations:** Steve Adams

**Contact:** media@bristolbaseball.com



**Kieran Mattison**

### Last season...



Outfield prospect Jonah Davis excelled in his first pro season, ranking among Appy League leaders in extra-base hits (1st, 33), slugging percentage (1st, .612), doubles (2nd, 15), home runs (3rd, 12), runs scored (T-6th, 46) and batting average (8th, .306).

## 2018 BRISTOL PIRATES FINAL STATS

Team Batting Stats		- Games By Position -																											
BATTERS	AVG	G	AB	R	H	2B	3B	HR	RBI	TB	BB	SO	SB	CS	OBP	SLG	OPS	SF	SAC	HB	DP	1B	2B	3B	SS	CF	C	E	
Apostel, Sherten	.259	41	139	28	36	7	0	7	26	64	32	42	3	1	.406	.460	.866	1	0	3	6	0	0	35	0	0	0	17	
Bejerano, Manny	.145	20	62	7	9	2	0	0	3	11	8	18	0	0	.274	.177	.451	0	0	3	0	0	0	0	0	0	20	3	
Brito, Gabriel	.239	36	113	12	27	3	0	0	16	30	22	27	0	1	.357	.265	.623	4	1	1	0	0	0	0	0	0	36	3	
Busby, Dylan	.250	4	16	1	4	0	0	1	5	7	2	6	0	0	.300	.438	.738	2	0	0	0	0	0	4	0	0	0	0	
Citta, Brendt	.250	44	156	19	39	12	1	2	27	59	22	33	1	4	.370	.378	.748	4	0	10	4	0	0	0	0	0	34	3	
Contreras, Yondry	.193	36	109	18	21	4	0	3	13	34	11	30	3	2	.294	.312	.606	1	0	5	5	0	0	0	0	33	0	2	
*Davis, Jonah	.306	51	206	46	63	15	6	12	34	126	27	59	6	5	.398	.612	1.010	2	0	6	1	0	0	0	0	51	0	1	
De Jesus, Johan	.107	9	28	2	3	0	0	1	2	6	2	12	0	0	.167	.214	.381	0	0	0	2	2	0	7	0	0	0	1	
*Dorrian, Patrick	.367	9	30	6	11	2	2	1	5	20	4	8	0	0	.457	.667	1.124	0	0	1	1	0	0	9	0	0	0	7	
Granberry, Mikell	.305	43	151	31	46	11	1	5	24	74	28	35	5	3	.415	.490	.905	2	0	2	3	15	0	0	0	0	1	2	
Lambert, Chase	.348	32	112	19	39	4	1	2	20	51	16	12	6	0	.433	.455	.888	3	0	3	4	0	29	0	3	0	0	4	
*Lockey, Dean	.274	39	124	25	34	5	1	2	20	47	25	18	4	1	.395	.379	.774	2	0	1	0	0	18	9	10	0	0	7	
*Martin, Mason	.233	59	223	42	52	10	1	10	40	94	42	87	2	2	.357	.422	.778	2	0	2	6	52	0	0	0	0	0	7	
#Mepris, Francisco	.248	31	105	16	26	3	1	0	13	31	16	22	15	4	.347	.295	.642	0	0	0	3	0	22	7	0	0	0	10	
Navarro, Christian	.250	22	72	13	18	3	3	0	6	27	10	14	5	2	.341	.375	.716	0	0	0	1	0	0	0	0	21	0	1	
Ngoepe, Victor	.223	56	211	36	47	7	2	0	11	58	20	54	10	6	.299	.275	.574	0	6	3	6	0	0	0	56	0	0	19	
*Portorreal, Jeremias	.172	27	87	8	15	1	0	2	11	22	14	36	1	0	.298	.253	.551	1	0	2	0	0	0	0	0	11	0	3	
*Suzi, Zac	.273	14	44	7	12	0	0	0	3	12	6	10	1	1	.373	.273	.645	0	2	1	0	0	0	0	0	0	0	14	2
Useilton, Conner	.225	43	160	15	36	2	1	0	14	40	12	31	0	2	.280	.250	.530	2	0	1	4	0	0	0	0	0	41	0	1
*Vizcaino, Eddy	.240	24	75	13	18	5	0	0	9	23	9	14	6	0	.321	.307	.628	0	1	0	0	0	0	0	0	0	22	0	0
<b>Team Total</b>	<b>.250</b>	<b>68</b>	<b>2223</b>	<b>364</b>	<b>556</b>	<b>96</b>	<b>20</b>	<b>48</b>	<b>302</b>	<b>836</b>	<b>328</b>	<b>568</b>	<b>68</b>	<b>34</b>	<b>.354</b>	<b>.376</b>	<b>.730</b>	<b>26</b>	<b>10</b>	<b>44</b>	<b>48</b>	-	-	-	-	-	-	-	<b>107</b>

### Team Pitching Stats

PITCHERS	W-L	ERA	G	GS	CG	SHO	SV-SVO	IP	H	R	ER	HR	BB	SO	BK	WP	DP	WHIP	AVG	AB	TBF	SF	GF	HLD	
Baz, Shane	4-3	3.97	10	10	0	0	0-0	45.1	45	23	20	2	3	23	54	1	11	6	1.50	250	180	207	1	0	0
Case, Brad	1-1	3.72	2	2	0	0	0-0	9.2	10	5	4	0	1	4	5	0	1	1.45	263	38	43	0	0	0	
De Jesus, Johan	0-0	10.80	1	0	0	0	0-0	1.2	2	2	2	0	0	1	0	0	0	1.80	400	5	8	2	1	0	
De Los Santos, Yerry	0-0	3.00	3	0	0	0	0-1	6.0	5	3	2	0	0	3	10	0	2	1.33	217	23	26	0	2	0	
Deysel, Vince	4-2	6.23	19	0	0	0	1-3	26.0	24	24	18	2	4	23	25	0	2	2	1.81	245	98	127	2	7	1
*Diaz, Luis	0-0	6.00	5	0	0	0	1-1	6.0	9	7	4	1	0	3	4	0	1	2.00	321	28	31	0	2	0	
Dicent, Lizardy	0-0	2.45	2	0	0	0	0-0	3.2	4	3	1	0	1	3	3	0	0	1.91	267	15	20	1	0	0	
Garcia, Oliver	2-4	7.28	10	0	0	0	0-0	38.1	45	35	31	5	6	23	28	4	2	3	1.77	298	151	183	3	0	0
Gardner, Will	0-0	0.82	8	0	0	0	3-4	11.0	5	6	1	1	0	8	15	0	2	1	1.18	128	39	47	0	6	1
*Jacques, Joe	0-2	6.33	17	0	0	0	1-1	21.1	19	19	15	1	4	19	19	0	2	5	1.78	232	82	107	2	7	1
Jennings, Steven	3-4	4.82	13	13	0	0	0-0	65.1	68	44	35	5	1	27	53	1	13	6	1.45	260	262	291	1	0	0
Kobos, Will	2-2	7.11	14	3	0	0	2-2	31.2	30	28	25	4	1	19	42	0	4	1	1.55	238	126	148	2	3	1
Manzanillo, Yeudry	2-3	6.08	12	3	0	0	1-2	40.0	49	29	27	4	4	15	31	0	12	2	1.60	293	167	188	0	1	1
Montgomery, Allen	0-1	4.82	12	0	0	0	3-4	18.2	23	12	10	2	4	10	19	0	3	3	1.77	307	75	90	0	7	0
Nova, Luis	0-2	11.25	6	0	0	0	0-0	8.0	8	12	10	3	0	9	10	1	0	2.13	250	32	42	1	1	1	
O'Reilly, John	2-1	5.33	12	0	0	0	1-3	25.1	22	17	15	5	1	12	21	0	4	1.34	242	91	106	1	4	0	
Pichardo, Adonis	0-0	12.42	7	0	0	0	0-0	16.2	32	27	23	2	2	13	8	0	6	3	2.70	395	81	96	0	2	0
Pina, Leandro	1-1	3.86	5	0	0	0	1-1	11.2	8	7	5	2	2	3	13	0	1	0	0.94	195	41	47	1	3	0
Rennard, Alec	1-0	6.31	9	0	0	0	2-2	11.2	12	5	3	0	1	7	9	0	2	3	1.63	267	45	53	0	6	0
*Roman, Denny	1-0	7.75	4	4	0	0	0-0	14.2	17	11	11	2	1	6	17	0	1	0	1.57	293	58	66	1	0	0
Romano, Argenis	2-0	3.03	10	0	0	0	1-1	32.2	25	11	11	4	0	12	30	0	3	6	1.13	219	114	126	0	3	2
*Santana, Roger	5-6	5.83	12	12	0	0	0-0	58.2	64	39	38	5	4	21	47	0	8	8	1.45	278	230	257	2	0	0
Selby, Colin	1-3	4.15	11	11	0	0	0-0	47.2	43	27	22	4	6	16	41	3	7	5	1.24	240	179	202	1	0	0
Shields, Austin	0-2	13.08	17	0	0	0	0-0	21.1	37	38	31	3	1	27	29	0	8	1	3.00	349	106	135	1	10	0
Webb, Jacob	0-0	7.56	7	0	0	0	0-0	8.1	8	8	7	0	1	3	7	0	3	1	1.32	235	34	38	0	3	1
<b>Team Total</b>	<b>31-37</b>	<b>5.67</b>	<b>68</b>	<b>68</b>	<b>0</b>	<b>5</b>	<b>17-25</b>	<b>581.1</b>	<b>614</b>																



**HISTORY**

YEAR-BY-YEAR RESULTS

Year	Affiliate	League	W-L	Pct.	Place	Manager(s)	Playoffs
1887	Cincinnati	National League	37-89	.294	8th	Watch Burnham Fred Thomas, Horace Fogel	
1888		National League	50-85	.370	7th	Harry Spence	
1889		National League	59-75	.440	7th	Frank Bancroft, John Glasscock	
1892		Western League	15-37	.288		William Harrington William Sharsig	
1894		Western League	60-64	.484	6th	William Sharsig	
1895*		Western League	79-43	.648	1st	William Watkins	
1896		Western League	78-54	.591	2nd	William Watkins	
1897*		Western League	98-37	.726	1st	William Watkins	
1898		Western League	84-50	.627	2nd	Robert Allen	
1899*		Western League	75-47	.615	1st	Robert Allen	
1900		American League	71-64	.526	3rd	William Watkins	
1901		Western Association	46-24	.657	6th	William Watkins	
<b>Current Franchise (1902-present)</b>							
1902*		American Association	95-44	.681	1st	William Watkins	
1903		American Association	78-61	.657	4th	William Watkins	
1904		American Association	69-85	.448	6th	William Phillips	
1905		American Association	69-83	.454	6th	E.G. Barrow	
1906		American Association	53-96	.356	8th	C.C. Carr	
1907		American Association	73-81	.473	6th	C.C. Carr	
1908*		American Association	92-61	.601	1st	C.C. Carr	
1909		American Association	83-85	.494	4th	C.C. Carr	
1910		American Association	69-96	.418	7th	C.C. Carr	
1911		American Association	78-88	.470	7th	James Burke	
1912		American Association	56-111	.335	8th	James Burke, Charles O'Leary Charles O'Day	
1913		American Association	68-99	.407	8th	M.J. Kelly	
		Federal League	74-45	.625	1st	William Phillips	
1914		American Association	88-77	.533	3rd	Jack Hendricks	
		Federal League	88-65	.575	1st	Bill Phillips	
1915		American Association	81-70	.536	3rd	Jack Hendricks	
1916		American Association	95-71	.572	2nd	Jack Hendricks	
1917*		American Association	90-63	.588	1st	Jack Hendricks	Def. Toronto, 4-1
1918		American Association	41-34	.547	3rd	Napoleon Lajoie	
1919		American Association	85-68	.556	4th	Jack Hendricks	
1920		American Association	83-83	.500	5th	Jack Hendricks	
1921		American Association	83-85	.494	4th	Jack Hendricks	
1922		American Association	87-80	.521	4th	Jack Hendricks	
1923		American Association	72-94	.434	7th	Jack Hendricks	
1924		American Association	92-74	.554	2nd	Donie Bush	
1925		American Association	92-74	.554	2nd	Donie Bush	
1926		American Association	94-71	.570	2nd	Donie Bush	
1927		American Association	70-97	.419	6th	Bruno Betzel	
1928*		American Association	99-68	.593	1st	Bruno Betzel	Def. Rochester, 5-1 (1 tie)
1929		American Association	78-89	.467	4th	Bruno Betzel	
1930		American Association	60-93	.393	8th	John Corriden	
1931		American Association	86-80	.518	3rd	John Corriden, Emmett McCann	
1932		American Association	86-80	.518	5th	Emmett McCann	
1933		American Association	82-72	.532	3rd	Wade Killefer	
1934		American Association	77-75	.507	5th	Wade Killefer	
1935		American Association	85-67	.559	2nd	Wade Killefer	
1936		American Association	79-75	.513	4th	Wade Killefer	Def. St. Paul, 4-1 Lost to Milwaukee, 4-1
1937		American Association	67-85	.441	6th	Wade Killefer	
1938		American Association	80-74	.519	4th	Ray Schalk	Lost to Kansas City, 4-2
1939	Cincinnati	American Association	82-72	.532	3rd	Ray Schalk, Wes Griffin	Def. Kansas City, 4-1 Lost to Louisville, 4-1
1940	Cincinnati	American Association	62-84	.425	6th	Wes Griffin, Jewell Ens	
1941	Cincinnati	American Association	65-88	.425	6th	Wade Killefer	
1942		American Association	76-78	.494	6th	Charles Hartnett	
1943		American Association	85-67	.559	2nd	Donie Bush	Def. Toledo, 3-2 Lost to Columbus, 3-0
1944		American Association	57-93	.380	6th	Donie Bush, Bernard Kelly	
1945		American Association	90-63	.592	2nd	William Burwell	
1946	Boston Braves	American Association	88-65	.575	2nd	William Burwell	Def. Minneapolis, 4-3 Lost to Louisville, 4-0

ORGANIZATION

2019 INDIANS

IL & OPPONENTS

2018 REVIEW

PIRATES

HISTORY

GENERAL



**YEAR-BY-YEAR RESULTS**

Year	Affiliate	League	W-L	Pct.	Place	Manager(s)	Playoffs
1947	Boston Braves	American Association	74-79	.484	6th	James Brown	
1948*	Pittsburgh	American Association	100-54	.649	1st	Al Lopez	Lost to St. Paul, 4-2
1949	Pittsburgh	American Association	93-61	.604	2nd	Al Lopez	Def. Minneapolis, 4-3 Def. Montreal, 4-2 Def. St. Paul, 4-0 Lost to Columbus, 4-3
1950	Pittsburgh	American Association	85-67	.559	2nd	Al Lopez	
1951	Pittsburgh	American Association	68-84	.447	7th	Don Gutteridge	
1952	Cleveland	American Association	75-79	.487	6th	Eugene DeSautels	
1953	Cleveland	American Association	82-72	.532	4th	George Tebbetts	Lost to Kansas City, 4-2
1954*	Cleveland	American Association	95-57	.625	1st	Kerby Farrell	Def. Minneapolis, 4-2 Lost to Louisville, 4-1
1955	Cleveland	American Association	67-86	.438	7th	Kerby Farrell	
1956*	Cleveland	American Association	92-62	.597	1st	Kerby Farrell	Def. Minneapolis, 4-3 Def. Denver, 4-0 Def. Rochester, 4-0
1957	Chicago (AL)	American Association	74-80	.481	6th	Andy Cohen	
1958	Chicago (AL)	American Association	72-82	.468	6th	Walker Cooper	
1959	Chicago (AL)	American Association	86-76	.531	3rd	Walker Cooper	
1960	Philadelphia	American Association	65-89	.422	7th	John Hutchings, Ted Beard	
1961*	Cincinnati	American Association	86-64	.573	1st	Ellis (Cot) Deal	Lost to Houston, 4-1
1962*	Chicago (AL)	American Association	89-58	.605	1st	Luke Appling	Lost to Louisville, 3-0
1963	Chicago (AL)	International League	86-67	.562	1st	Rollie Hemsley	Def. Atlanta, 1-0 (Southern Division Title) Def. Syracuse, 4-1 Def. Atlanta, 4-1
1964	Chicago (AL)	Pacific Coast League	89-69	.563	2nd	Les Moss	
1965	Chicago (AL)	Pacific Coast League	70-78	.473	4th	George Noga	
1966	Chicago (AL)	Pacific Coast League	80-68	.541	3rd	Les Moss	
1967	Chicago (AL)	Pacific Coast League	76-71	.517	2nd	Don Gutteridge	
1968	Cincinnati	Pacific Coast League	66-78	.458	5th	Don Zimmer	
1969	Cincinnati	American Association	74-66	.529	3rd	Vern Rapp	
1970	Cincinnati	American Association	71-69	.507	3rd	Vern Rapp	
1971	Cincinnati	American Association	84-55	.604	1st	Vern Rapp	Lost to Denver, 4-3
1972	Cincinnati	American Association	61-79	.436	4th	Vern Rapp	
1973	Cincinnati	American Association	74-62	.544	2nd	Vern Rapp	
1974	Cincinnati	American Association	78-57	.578	1st	Vern Rapp	Lost to Tulsa, 4-3
1975	Cincinnati	American Association	71-64	.526	2nd	Vern Rapp	
1976	Cincinnati	American Association	62-73	.459	3rd	Jim Snyder	
1977	Cincinnati	American Association	72-64	.529	2nd	Roy Majtyka	
1978	Cincinnati	American Association	78-57	.578	1st	Roy Majtyka	Lost to Omaha, 4-1
1979	Cincinnati	American Association	67-69	.493	4th	Roy Majtyka	
1980	Cincinnati	American Association	58-77	.430	4th	Jim Beauchamp	
1981	Cincinnati	American Association	62-74	.456	3rd	Jim Beauchamp	
1982	Cincinnati	American Association	75-61	.551	1st	George Scherger	Def. Omaha, 4-2
1983	Cincinnati	American Association	64-72	.471	3rd	Roy Hartsfield	
1984*	Montreal	American Association	91-63	.591	1st	Bob (Buck) Rodgers	Lost to Louisville, 4-2
1985	Montreal	American Association	61-81	.430	4th	Felipe Alou	
1986	Montreal	American Association	80-62	.563	1st	Joe Sparks	Def. Denver, 4-3
1987	Montreal	American Association	74-64	.536	3rd	Joe Sparks	Def. Louisville, 3-2 Def. Denver, 4-1 Def. Omaha, 3-1 Def. Rochester, 4-2 Def. Omaha, 3-2 Def. Richmond, 4-0
1988	Montreal	American Association	89-53	.627	1st	Joe Sparks	
1989	Montreal	American Association	87-59	.596	1st	Tom Runnells	
1990	Montreal	American Association	61-85	.418	4th	Tim Johnson	
1991	Montreal	American Association	75-68	.528	2nd	Jerry Manuel, Pat Kelly	
1992	Montreal	American Association	83-61	.576	2nd	Pat Kelly	
1993	Cincinnati	American Association	66-77	.462	4th	Marc Bombard	
1994	Cincinnati	American Association	86-57	.601	1st	Marc Bombard	Def. Louisville, 3-0 Def. Nashville, 3-1 Lost to Louisville, 3-0 Def. Buffalo, 3-2 Lost to OKC, 3-1 Lost to Buffalo, 3-2
1995*	Cincinnati	American Association	88-56	.611	1st	Marc Bombard	
1996	Cincinnati	American Association	78-66	.542	2nd	Dave Miley	
1997	Cincinnati	American Association	85-59	.590	2nd	Dave Miley	
1998	Cincinnati	International League	76-67	.531	2nd	Dave Miley	
1999	Cincinnati	International League	75-69	.521	2nd	Dave Miley	

ORGANIZATION

2019 INDIANS

IL & OPPONENTS

2018 REVIEW

PIRATES

HISTORY

GENERAL

**YEAR-BY-YEAR RESULTS**

Year	Affiliate	League	W-L	Pct.	Place	Manager(s)	Playoffs
2000	Milwaukee	International League	81-63	.563	1st	Steve Smith	Def. Durham, 3-2 Def. Scranton/W-B, 3-2 Def. Memphis, 3-1
2001	Milwaukee	International League	66-78	.458	3rd	Wendell Kim	
2002	Milwaukee	International League	67-76	.469	3rd	Ed Romero	
2003	Milwaukee	International League	64-78	.451	4th	Cecil Cooper	
2004	Milwaukee	International League	66-78	.458	3rd	Cecil Cooper	
2005	Pittsburgh	International League	78-66	.542	2nd	Trent Jewett	Def. Buffalo, 3-2 Lost to Toledo, 3-0 Lost to Toledo, 1-0 (West Division Title)
2006	Pittsburgh	International League	76-66	.535	T-1st	Trent Jewett	
2007	Pittsburgh	International League	70-73	.490	3rd	Trent Jewett	
2008	Pittsburgh	International League	68-76	.472	4th	Trent Jewett	
2009	Pittsburgh	International League	70-73	.490	3rd	Frank Kremblas	
2010	Pittsburgh	International League	71-73	.493	3rd	Frank Kremblas	
2011	Pittsburgh	International League	76-68	.528	2nd	Dean Treanor	
2012	Pittsburgh	International League	89-55	.618	1st	Dean Treanor	Lost to Charlotte, 3-1
2013	Pittsburgh	International League	80-64	.556	1st	Dean Treanor	Lost to Durham, 3-0
2014	Pittsburgh	International League	73-71	.507	2nd	Dean Treanor	
2015	Pittsburgh	International League	83-61	.576	T-1st	Dean Treanor	Def. Scranton/W-B, 3-0 Lost to Columbus, 3-2
2016	Pittsburgh	International League	70-74	.486	3rd	Dean Treanor	
2017	Pittsburgh	International League	79-63	.556	1st	Andy Barkett	Lost to Durham, 3-1
2018	Pittsburgh	International League	73-67	.521	T-2nd	Brian Esposito	

**Bold = Postseason Champion**

*Italics\* = League Pennant (non-divisional)*

**Indians' All-Time Records**

	Wins	Losses	Pct.
Regular Season -- 1887-1901	752	669	.529
Regular Season -- 1902-2018	8,996	8,449	.516
Playoffs	146	130	.529
<b>Totals</b>	<b>9,894</b>	<b>9,248</b>	<b>.517</b>

**Indians' All-Time Records by League**

	Wins	Losses	Pct.
National League -- 1887-89	146	249	.370
Western League -- 1892, 1894-99	489	332	.596
American League -- 1900	71	64	.526
Western Association -- 1901	46	24	.657
American Association -- 1902-62, 1969-97	6,978	6,559	.515
<b>International League -- 1963, 1998-Present</b>	<b>1,637</b>	<b>1,526</b>	<b>.518</b>
Pacific Coast League -- 1964-68	381	364	.511
American Association Playoffs	94	99	.487
Governors' Cup Playoffs	24	24	.500
Little World Series (1917, 1928)	9	2	.818
Junior World Series (1949, 1956)	8	2	.800
Triple-A Classic (1988, 1989)	8	2	.800
Las Vegas Triple-A World Series (2000)	3	1	.750

**Indians' All-Time Regular-Season Record by Affiliate**

	Wins	Losses	Pct.
No Affiliate -- 1887-1901	752	669	.529
No Affiliate -- 1902-38, 1942-45	3,223	3,190	.503
Cincinnati -- 1939-41, 1961, 1968-83, 1993-99	1,966	1,836	.517
Boston Braves -- 1946-47	162	144	.529
<b>Pittsburgh -- 1948-51, 2005-Present</b>	<b>1,402</b>	<b>1,216</b>	<b>.536</b>
Cleveland -- 1952-56	411	356	.536
Chicago (AL) -- 1957-59, 1962-67	722	649	.527
Philadelphia -- 1960	65	89	.422
Montreal -- 1984-92	701	596	.540
Milwaukee -- 2000-04	344	373	.480

## INDIANS MOST VALUABLE PLAYER AWARDS

Year	Player	Position	Year	Player	Position
1943	<b>Stewart Hofferth</b>	<b>C</b>	1980	Geoff Combe	P
1944	Wayne Blackburn	OF	1981	Dave Van Gorder	C
1945	<b>Stan Wentzel</b>	<b>OF</b>	1982	Gary Redus	OF
1946	Sibby Sisti*	SS	1983	Dallas Williams	OF
1947	Roy Weatherly	OF	1984	Razor Shines	1B
1948	<b>Les Fleming</b>	<b>1B</b>	1985	Andres Galarraga	1B
1949	<b>Nanny Fernandez</b>	<b>3B</b>	1986	Casey Candaele	2B
1950	Danny O'Connell	SS	1987	Dallas Williams	OF
1951	John Merson	2B	1988	Billy Moore	OF
1952	Dave Pope	OF	1989	Junior Noboa	2B
1953	Wally Post	OF	1990	Scott Anderson	P
1954	<b>Herb Score*</b>	<b>P</b>	1991	John Vander Wal	OF
1955	Billy Harrell	INF	1992	FP. Santangelo	INF/OF
1956	Larry Raines	INF	1993	Scott Ruskin	P
1957	Ron Jackson	1B	1994	Doug Jennings	OF
1958	John Callison	OF	1995	<b>Eric Owens</b>	<b>2B</b>
1959	Joe Hicks	OF	1996	Eduardo Perez	3B
1960	Larry Raines	OF	1997	Aaron Boone	3B
1961	<b>Cliff Cook</b>	<b>3B</b>	1998	<b>Roberto Petagine</b>	<b>1B</b>
1962	Tom McCraw	1B	1999	D.T. Cromer	1B
1963	<b>Don Buford*</b>	<b>3B</b>	2000	Bob Scanlan	P
1964	Ken Berry	CF	2001	Marco Scutaro	2B
1965	Lee Elia	SS	2002	Jim Rushford	OF
1966	Dick Kenworthy	3B	2003	Pete Zoccolillo	OF
	<b>Duane Josephson</b>	<b>C</b>	2004	Ben Hendrickson	P
1967	Jim Hicks	1B/OF	2005	Cesar Crespo	INF/OF
1968	Hal McRae	2B	2006	Carlos Maldonado	C
1969	<b>Bernie Carbo</b>	<b>OF</b>	2007	Brian Bixler	INF
1970	Ross Grimsley	P	2008	Neil Walker	3B
1971	Pedro Borbon	P	2009	Daniel McCutchen	RHP
	Bill Plummer	C	2010	Brandon Moss	OF
1972	Roe Skidmore	1B	2011	Matt Hague	INF
1973	Ken Griffey	OF	2012	Rick VandenHurk	RHP
1974	Tom Spencer	OF	2013	Matt Hague	INF
1975	Joe Henderson	P	2014	Gregory Polanco	OF
1976	Dave Revering	1B	2015	Blake Wood	RHP
1977	Dave Revering	1B	2016	Trevor Williams	RHP
1978	<b>Champ Summers*</b>	<b>OF</b>	2017	Christopher Bostick	OF
1979	Ron Oester	SS	2018	Kevin Newman	INF

### League MVP in Bold

\* The Sporting News Minor League MVP (awarded annually from 1936-2005)

## INDIANS ALUMNI TO WIN NL/AL MVP & CY YOUNG AWARDS

Year	Player (Years with Indians)	Position	Team	Award
1935	Gabby Hartnett (1942 manager)	C	CHC	NL MVP
1960	Roger Maris (1956)	OF	NYJ	AL MVP
1961	Roger Maris (1956)	OF	NYJ	AL MVP
1969	Mike Cuellar (1961)	P	BAL	AL Cy Young
1969	Harmon Killebrew (1958)	1B/3B	MIN	AL MVP
1977	George Foster (1973)	LF	CIN	NL MVP
1988	Frank Viola (1995)	P	MIN	AL Cy Young
1995	Randy Johnson (1988-89)	P	SEA	AL Cy Young
1997	Larry Walker (1989)	RF	COL	NL MVP
1999	Randy Johnson (1988-89)	P	ARI	NL Cy Young
2000	Randy Johnson (1988-89)	P	ARI	NL Cy Young
2001	Randy Johnson (1988-89)	P	ARI	NL Cy Young
2002	Randy Johnson (1988-89)	P	ARI	NL Cy Young
2013	Andrew McCutchen (2007-09)	CF	PIT	NL MVP

## YEARLY BATTING LEADERS

### 1887

AVG:	Jerry Denny	.324
H:	Jerry Denny	165
2B:	Jerry Denny	34
3B:	Otto Shomberg	16
HR:	Jerry Denny	11
RBI:	Jerry Denny	97
TB:	Jerry Denny	256
R:	Emmett Seery	104
SB:	John Glasscock	62
BB:	Emmett Seery	71

### 1892

AVG:	Thomas Letcher	.296
H:	Thomas Letcher	68
2B:	William O'Brien	17
3B:	C. Frank Genins	3
HR:	William O'Brien	6
RBI:	N/A	
TB:	William O'Brien	94
R:	Thomas Letcher	38
SB:	Thomas Letcher	16
BB:	N/A	

### 1896

AVG:	John McCarthy	.369
H:	John McCarthy	209
2B:	John McCarthy	41
3B:	George Hogriever	22
HR:	John McCarthy	7
RBI:	N/A	
TB:	John McCarthy	305
R:	George Hogriever	137
SB:	George Hogriever	40
BB:	N/A	

### 1899

AVG:	Herm McFarland	.330
H:	John McFarland	153
2B:	Herm McFarland	28
3B:	Herm McFarland	17
HR:	Asa Stewart	3
RBI:	N/A	
TB:	Herm McFarland	221
R:	George Hogriever	112
SB:	George Hogriever	41
BB:	N/A	

### 1902 (Current Franchise)

AVG:	George Kihm	.296
H:	Peter O'Brien	165
2B:	George Kihm	36
3B:	George Hogriever	13
HR:	George Kihm	5
RBI:	N/A	
TB:	George Kihm	225
R:	George Hogriever	124
SB:	William Fox	49
BB:	N/A	

### 1905

AVG:	Thomas McCreery	.303
H:	Thomas McCreery	166
2B:	John Farrell/McCreery	19
3B:	Thomas McCreery	14
HR:	John Thoney	6
RBI:	N/A	
TB:	Thomas McCreery	222
R:	Thomas McCreery	83
SB:	John Thoney	27
BB:	N/A	

### 1888

AVG:	Paul Hines	.281
H:	Paul Hines	144
2B:	Jerry Denny	27
3B:	Emmett Seery	10
HR:	Jerry Denny	12
RBI:	Jerry Denny	63
TB:	Jerry Denny	214
R:	Jerry Denny	92
SB:	Emmett Seery	80
BB:	Emmett Seery	64

### 1894

AVG:	Frank Motz	.395
H:	William Gray	165
2B:	William Gray	22
3B:	John McCarthy	24
HR:	Frank Motz	15
RBI:	N/A	
TB:	Frank Motz	255
R:	Frank Motz	127
SB:	George Henry	25
BB:	N/A	

### 1897

AVG:	Herm McFarland	.354
H:	Herm McFarland	190
2B:	Hogriever/Asa Stewart	29
3B:	Herm McFarland	25
HR:	William Gray	19
RBI:	N/A	
TB:	<b>Herm McFarland</b>	<b>302</b>
R:	George Hogriever	158
SB:	George Hogriever	72
BB:	N/A	

### 1900

AVG:	George Magoon	.310
H:	George Magoon	139
2B:	Ralph "Socks" Seybold	27
3B:	Tully Hartsel	13
HR:	<b>Ralph Seybold</b>	<b>9</b>
RBI:	N/A	
TB:	Ralph "Socks" Seybold	201
R:	George Hogriever	116
SB:	George Hogriever	46
BB:	N/A	

### 1903

AVG:	George Kihm	.320
H:	George Hogriever	149
2B:	George Kihm	28
3B:	Michael Heydon/Kihm	12
HR:	James Jones	6
RBI:	N/A	
TB:	George Kihm	209
R:	William Fox	98
SB:	William Fox	52
BB:	N/A	

### 1906

AVG:	Charles Carr	.312
H:	Charles Carr	137
2B:	Charles Carr	28
3B:	Charles Carr	10
HR:	Charles Carr	4
RBI:	N/A	
TB:	Charles Carr	197
R:	John Dunleavy	59
SB:	Otto Williams	22
BB:	N/A	

### 1889

AVG:	John Glasscock	.352
H:	John Glasscock	205
2B:	John Glasscock	40
3B:	Emmett Seery	12
HR:	Jerry Denny	18
RBI:	Jerry Denny	112
TB:	John Glasscock	272
R:	John Glasscock	128
SB:	John Glasscock	57
BB:	Emmett Seery	67

### 1895

AVG:	McCarthy/Motz	.420
H:	John McCarthy	219
2B:	Edward McFarland	43
3B:	John Newell	20
HR:	Frank Motz	19
RBI:	N/A	
TB:	John McCarthy	323
R:	Frank Motz	162
SB:	<b>Martin Hogan</b>	<b>73</b>
BB:	N/A	

### 1898

AVG:	Frank Motz	.301
H:	Frank Motz	138
2B:	Hogriever/Motz	15
3B:	Frank Motz	15
HR:	Herm McFarland	7
RBI:	N/A	
TB:	Frank Motz	186
R:	George Hogriever	115
SB:	George Hogriever	46
BB:	N/A	

### 1901

AVG:	Michael Kelley	.349
H:	Michael Kelley	101
2B:	Michael Kelley	17
3B:	Michael Kelley	9
HR:	Michael Heydon	4
RBI:	N/A	
TB:	Frank Donnelly	162
R:	Michael Kelley	63
SB:	William Fox	40
BB:	N/A	

### 1904

AVG:	John Carr	.305
H:	Thomas McCreery	185
2B:	Edward Swander	29
3B:	Thomas McCreery	19
HR:	Thomas McCreery	9
RBI:	N/A	
TB:	Thomas McCreery	270
R:	Thomas McCreery	91
SB:	John Carr	24
BB:	N/A	

### 1907

AVG:	Charles Carr	.315
H:	Charles Carr	164
2B:	Charles Carr	25
3B:	John Himes	12
HR:	Arthur Coulter	5
RBI:	N/A	
TB:	Charles Carr	218
R:	Arthur Coulter	85
SB:	James Cook/Coulter	25
BB:	N/A	

## YEARLY BATTING LEADERS

### 1908

AVG:	John Hayden	.316
H:	John Hayden	186
2B:	Charles Carr	31
3B:	John Hayden	18
HR:	Charles Carr	8
RBI:	N/A	
TB:	John Hayden	268
R:	Owen "Donie" Bush	99
SB:	Otto Williams	38
BB:	N/A	

### 1911

AVG:	Benjamin Houser	.331
H:	Orville Woodruff	179
2B:	Orville Woodruff	28
3B:	Daniel Hoffman	12
HR:	Daniel Hoffman	4
RBI:	N/A	
TB:	Orville Woodruff	225
R:	Orville Woodruff	98
SB:	Orville Woodruff	21
BB:	N/A	

### 1914

AVG:	Tom Griffith	.340
H:	Benjamin "Frank" Metz	184
2B:	Tom Griffith	26
3B:	Tom Griffith	18
HR:	James Galloway/Metz	4
RBI:	N/A	
TB:	Tom Griffith	241
R:	Benjamin "Frank" Metz	99
SB:	Herman Bronkie	35
BB:	Willis Cole	100

### 1917

AVG:	Steve Yerkes	.282
H:	Steve Yerkes	155
2B:	Steve Yerkes	28
3B:	Albert Wickland	17
HR:	Albert Wickland	9
RBI:	N/A	
TB:	Steve Yerkes	208
R:	Albert Wickland	79
SB:	Albert Dolan	37
BB:	Albert Wickland	87

### 1920

AVG:	Walter Rehg	.315
H:	Walter Rehg	200
2B:	Walter Rehg	36
3B:	Clarence Covington	15
HR:	Edward Zwilling	12
RBI:	Edward Zwilling	84
TB:	Walter Rehg	267
R:	Walter Rehg	104
SB:	Alex "Duke" Reilley	32
BB:	Clarence Covington	92

### 1923

AVG:	Edward Brown	.361
H:	Edward Brown	224
2B:	Edward Brown	37
3B:	Edward Brown	19
HR:	Ernie Krueger	17
RBI:	Edward Brown	104
TB:	Edward Brown	323
R:	Lloyd Christenbury	131
SB:	Walter Rehg/Edward Sicking	28
BB:	Lloyd Christenbury	72

### 1909

AVG:	Charles Carr	.279
H:	John Hayden	178
2B:	John Hayden	39
3B:	John Hayden	9
HR:	Charles Carr	5
RBI:	N/A	
TB:	John Hayden	238
R:	Chester Chadbourne	79
SB:	James Burke	27
BB:	N/A	

### 1912

AVG:	William Ingerton	.301
H:	William Ingerton	154
2B:	William Ingerton	27
3B:	William Ingerton	12
HR:	Robert Veach	4
RBI:	N/A	
TB:	William Ingerton	208
R:	Orville Woodruff	76
SB:	Orville Woodruff	27
BB:	N/A	

### 1915

AVG:	Joe Kelly	.300
H:	Tom McMillan	167
2B:	Benjamin "Frank" Metz	22
3B:	Tom McMillan	10
HR:	Hank Butcher/Metz	3
RBI:	N/A	
TB:	McMillan/Metz	205
R:	Joe Kelly	107
SB:	Joe Kelly	61
BB:	Benjamin "Frank" Metz	82

### 1918

AVG:	Nap Lajoie	.282
H:	Herman Bronkie/Nap Lajoie	82
2B:	Edward Zwilling	14
3B:	Edward Zwilling	5
HR:	Lajoie/Zwilling	2
RBI:	N/A	
TB:	Nap Lajoie	104
R:	Edward Zwilling	45
SB:	Herman Bronkie	13
BB:	Edward Zwilling	61

### 1921

AVG:	Ralph Shinnars	.346
H:	Ralph Shinnars	236
2B:	Ralph Shinnars	50
3B:	Ralph Shinnars	26
HR:	Ralph Shinnars	13
RBI:	Walter Rehg	117
TB:	Ralph Shinnars	377
R:	Ralph Shinnars	138
SB:	Doug Baird	72
BB:	Clarence Covington	98

### 1924

AVG:	Ernie Krueger	.339
H:	Edward Sicking	209
2B:	Ernie Krueger	45
3B:	Lloyd Christenbury	13
HR:	Ernie Krueger	17
RBI:	Ernie Krueger	128
TB:	Ernie Krueger	311
R:	Edward Sicking	115
SB:	Krueger/Walter Rehg	16
BB:	Lloyd Christenbury	74

### 1910

AVG:	John Hayden	.278
H:	Charles Carr	153
2B:	John Hayden	25
3B:	John Hayden	10
HR:	Charles Carr	4
RBI:	N/A	
TB:	John Hayden	200
R:	Charles Carr	63
SB:	Frank Delahanty/Otto Williams	26
BB:	N/A	

### 1913

AVG:	Alex "Duke" Reilley	.337
H:	Alex "Duke" Reilley	157
2B:	Karl Crandall	24
3B:	Martin Krug	13
HR:	Benjamin "Frank" Metz	6
RBI:	N/A	
TB:	Benjamin "Frank" Metz	220
R:	Harry Niles	85
SB:	Alex "Duke" Reilley	47
BB:	N/A	

### 1916

AVG:	Alex "Duke" Reilley	.292
H:	John Leary	195
2B:	John Leary	32
3B:	Albert Dolan/Wickland	14
HR:	Albert Wickland	4
RBI:	N/A	
TB:	John Leary	258
R:	Herman Bronkie	101
SB:	Herman Bronkie	45
BB:	Karl Crandall	96

### 1919

AVG:	Oliver O'Mara	.340
H:	Oliver O'Mara	185
2B:	Walter Rehg	33
3B:	Clarence Covington	13
HR:	Edward Zwilling	9
RBI:	N/A	
TB:	Oliver O'Mara	231
R:	Edward Zwilling	90
SB:	Alex "Duke" Reilley	44
BB:	Covington/Zwilling	72

### 1922

AVG:	Edward Brown	.338
H:	Edward Brown	214
2B:	Edward Brown	44
3B:	Baird/Brown/Rehg/Schreiber	16
HR:	Ernie Krueger	17
RBI:	Edward Brown	133
TB:	Edward Brown	326
R:	Brown/Sicking	110
SB:	Doug Baird	29
BB:	Doug Baird	88

### 1925

AVG:	Edward Sicking	.316
H:	Henry Schreiber	191
2B:	Riggs Stephenson	34
3B:	Schmandt/Schreiber	13
HR:	Horace Allen	17
RBI:	Henry Schreiber	103
TB:	Henry Schreiber	256
R:	Elmer Yoter	86
SB:	Wid Matthews	30
BB:	Raymond Schmandt	51

## YEARLY BATTING LEADERS

### 1926

AVG:	Walter Holke	.309
H:	Wid Matthews	191
2B:	Edward Sicking	27
3B:	Elmer Yoter	12
HR:	A.E. "Reb" Russell	14
RBI:	Walter Holke	97
TB:	Elmer Yoter	232
R:	Wid Matthews	104
SB:	Wid Matthews	23
BB:	Elmer Yoter	64

### 1927

AVG:	A.E. "Reb" Russell	.385
H:	Walter Holke	198
2B:	A.E. "Reb" Russell	34
3B:	Walter Holke	13
HR:	Paul Florence	14
RBI:	Walter Holke	98
TB:	Walter Holke	268
R:	Wid Matthews	100
SB:	Wid Matthews	35
BB:	Wid Matthews	77

### 1928

AVG:	Herman Layne	.347
H:	Fred Haney	208
2B:	Fred Haney	38
3B:	Haney/Wid Matthews	16
HR:	A.E. "Reb" Russell	17
RBI:	Harold Warstler	88
TB:	Fred Haney	287
R:	Fred Haney	115
SB:	Fred Haney	43
BB:	Harold Warstler	53

### 1929

AVG:	Layne/Joseph Sprinz	.307
H:	Peter Monahan	188
2B:	Herman Layne	41
3B:	Clyde Barnhart	12
HR:	Clyde Barnhart	16
RBI:	Clyde Barnhart	109
TB:	Clyde Barnhart	270
R:	Layne/Monahan	107
SB:	Herman Layne	23
BB:	Clyde Barnhart	64

### 1930

AVG:	Mervin Connolly	.338
H:	Clarence "Dutch" Hoffman	176
2B:	Mervin Connolly	33
3B:	Harold Warstler	9
HR:	Clyde Barnhart	13
RBI:	Clarence "Dutch" Hoffman	97
TB:	Clarence "Dutch" Hoffman	255
R:	Clarence "Dutch" Hoffman	94
SB:	William Narleski	11
BB:	Clyde Barnhart	50

### 1931

AVG:	Len Koenecke	.353
H:	Len Koenecke	224
2B:	Francis Sigafoos	30
3B:	Len Koenecke	19
HR:	Len Koenecke	24
RBI:	Len Koenecke	131
TB:	Len Koenecke	357
R:	Len Koenecke	141
SB:	Len Koenecke	13
BB:	Curtis Walker	88

### 1932

AVG:	Harry Rosenberg	.318
H:	Francis Sigafoos	199
2B:	Sigafoos/Taitt	29
3B:	Ernest Wingard	13
HR:	Ernest Wingard	15
RBI:	Doug Taitt	89
TB:	Francis Sigafoos	280
R:	Francis Sigafoos	105
SB:	Francis Sigafoos	14
BB:	N/A	

### 1933

AVG:	Francis Sigafoos	.370
H:	Francis Sigafoos	233
2B:	Francis Sigafoos	53
3B:	Ernest Wingard	14
HR:	Glenn Chapman	14
RBI:	Francis Sigafoos	126
TB:	Francis Sigafoos	328
R:	Francis Sigafoos	108
SB:	Francis Sigafoos	24
BB:	Ernest Lee	69

### 1934

AVG:	Vernon Washington	.367
H:	Vernon Washington	205
2B:	Vernon Washington	40
3B:	Vernon Washington	13
HR:	Vernon Washington	16
RBI:	Vernon Washington	120
TB:	Vernon Washington	319
R:	Vernon Washington	104
SB:	Ernest Lee	22
BB:	Ernest Lee	76

### 1935

AVG:	John Cooney	.371
H:	John Cooney	224
2B:	John Cooney	37
3B:	John Stoneham	10
HR:	Minor Heath	20
RBI:	Riggs Stephenson	107
TB:	John Cooney	284
R:	Minor Heath	115
SB:	Vincent Sherlock	23
BB:	Minor Heath	127

### 1936

AVG:	Oscar Eckhardt	.353
H:	Fred Berger	201
2B:	Fred Berger	37
3B:	Robert Fausett	15
HR:	Fred Berger	17
RBI:	Fred Berger	106
TB:	Fred Berger	315
R:	Robert Fausett	101
SB:	Vincent Sherlock	25
BB:	Otto Bluege	63

### 1937

AVG:	Oscar "Ox" Eckhardt	.341
H:	Oscar "Ox" Eckhardt	201
2B:	Dan Taylor	28
3B:	Archie/Eckhardt/V. Sherlock	8
HR:	George Archie/Fred Berger	11
RBI:	Dan Taylor	98
TB:	Oscar "Ox" Eckhardt	258
R:	George Archie	106
SB:	Robert Fausett	18
BB:	Dan Taylor	73

### 1938

AVG:	Robert Fausett	.339
H:	Glenn Chapman	175
2B:	Robert Latshaw	38
3B:	Robert Fausett	11
HR:	Robert Latshaw	11
RBI:	Glenn Chapman	103
TB:	Glenn Chapman	235
R:	Glenn Chapman	93
SB:	Robert Fausett	28
BB:	Robert Latshaw	56

### 1939

AVG:	Milton Galatzer	.325
H:	Myron "Mike" McCormick	174
2B:	Myron "Mike" McCormick	33
3B:	Don Lang	12
HR:	Don Lang	13
RBI:	Jesse Newman	87
TB:	Myron "Mike" McCormick	231
R:	Myron "Mike" McCormick	100
SB:	Myron "Mike" McCormick	15
BB:	Don Lang	67

### 1940

AVG:	Milton Galatzer	.336
H:	Milton Galatzer	191
2B:	Benedict Zientara	28
3B:	Milton Galatzer	9
HR:	G. Brack/D. Lang/R. West	7
RBI:	Benedict Zientara	63
TB:	Milton Galatzer	239
R:	Milton Galatzer	98
SB:	Allen Hunt	13
BB:	Milton Galatzer	81

### 1941

AVG:	Wayne Blackburn	.313
H:	Benedict Zientara	160
2B:	Benedict Zientara	34
3B:	Joe Bestudik/Zientara	10
HR:	Allen Hunt/Kermit Lewis	4
RBI:	Benedict Zientara	64
TB:	Benedict Zientara	220
R:	Wayne Blackburn	79
SB:	Wayne Blackburn	16
BB:	Wayne Blackburn	71

### 1942

AVG:	Joe Bestudik	.326
H:	Joe Bestudik	185
2B:	Joe Bestudik	37
3B:	John McCarthy	13
HR:	John McCarthy	17
RBI:	John McCarthy	113
TB:	John McCarthy	287
R:	John McCarthy	103
SB:	Wayne Blackburn	14
BB:	Wayne Blackburn	102

### 1943

AVG:	Gilbert English	.322
H:	Gilbert English	175
2B:	Stewart Hofferth	31
3B:	Edwin Morgan/Fred Vaughn	12
HR:	Morgan/Vaughn	9
RBI:	English/Hofferth	83
TB:	Gilbert English	216
R:	Wayne Blackburn	114
SB:	Wayne Blackburn	10
BB:	Wayne Blackburn	95

## YEARLY BATTING LEADERS

### 1944

AVG:	Wayne Blackburn	.336
H:	Wayne Blackburn	180
2B:	Wayne Blackburn	23
3B:	Chester Clemens	10
HR:	Gilbert English	4
RBI:	Wayne Blackburn	65
TB:	Wayne Blackburn	220
R:	Wayne Blackburn	104
SB:	Wayne Blackburn	25
BB:	Wayne Blackburn	99

### 1947

AVG:	Roy Weatherly	.304
H:	Cyril "Butch" Moran	157
2B:	Cyril "Butch" Moran	29
3B:	Pete Castiglione	9
HR:	Ben Guintini	16
RBI:	Ernie Andres	84
TB:	Roy Weatherly	236
R:	Cyril "Butch" Moran	80
SB:	Jimmy Brown	6
BB:	Roy Weatherly	52

### 1950

AVG:	Romanus Basgall	.281
H:	Romanus Basgall	130
2B:	Romanus Basgall	29
3B:	Bell/Bockman/Coogan/Fitz Gerald	6
HR:	Frank Kalin	14
RBI:	Mizell Platt	71
TB:	Romanus Basgall	206
R:	Danny O'Connell	65
SB:	Tom Saffell	11
BB:	Dom Dallessandro	53

### 1953

AVG:	Wally Post	.289
H:	David Pope	172
2B:	David Pope	33
3B:	David Pope	14
HR:	Wally Post	33
RBI:	Wally Post	120
TB:	David Pope	305
R:	David Pope	101
SB:	Joe Macko	10
BB:	David Pope	73

### 1956

AVG:	Larry Raines	.309
H:	Larry Raines	174
2B:	Roger Maris	20
3B:	Larry Raines	14
HR:	David Pope	25
RBI:	Joe Altobelli	81
TB:	Larry Raines	251
R:	Larry Raines	105
SB:	Larry Raines	22
BB:	Ted Beard	71

### 1959

AVG:	Joe Hicks	.314
H:	Joe Hicks	180
2B:	Joe Hicks	29
3B:	Joe Hicks	10
HR:	Ron Jackson	30
RBI:	Ron Jackson	99
TB:	Joe Hicks	262
R:	Joe Hicks	86
SB:	Stan Johnson	16
BB:	Robert Sagers	66

### 1945

AVG:	Stanley Wentzel	.321
H:	Stanley Wentzel	184
2B:	Stanley Wentzel	35
3B:	Stanley Wentzel	11
HR:	Stanley Wentzel	14
RBI:	Stanley Wentzel	103
TB:	Stanley Wentzel	283
R:	Art Parks	104
SB:	Stanley Wentzel	30
BB:	Art Parks	76

### 1948

AVG:	Leslie Fleming	.323
H:	Pete Castiglione	178
2B:	Pete Castiglione	33
3B:	Ted Beard	17
HR:	Leslie Fleming	16
RBI:	Leslie Fleming	243
TB:	Leslie Fleming	288
R:	Ted Beard	131
SB:	Jack Cassini	33
BB:	Ted Beard	128

### 1951

AVG:	John Merson	.295
H:	John Merson	177
2B:	John Merson	36
3B:	Ted Beard	9
HR:	Frank Kalin	18
RBI:	John Merson	94
TB:	John Merson	251
R:	Ted Beard	101
SB:	Ted Beard	17
BB:	Ted Beard	101

### 1954

AVG:	William Harrell	.307
H:	Joe Altobelli	158
2B:	Joe Altobelli	31
3B:	Joe Altobelli	10
HR:	Rocky Colavito	38
RBI:	Rocky Colavito	116
TB:	Rocky Colavito	293
R:	Rocky Colavito	94
SB:	Gale Wade	24
BB:	Rocky Colavito	75

### 1957

AVG:	Ted Beard	.347
H:	Vinicio "Chico" Garcia	177
2B:	Vinicio "Chico" Garcia	30
3B:	Ted Beard	12
HR:	Ron Jackson	21
RBI:	Ron Jackson	102
TB:	Ron Jackson	278
R:	Vinicio "Chico" Garcia	92
SB:	Ted Beard	10
BB:	Ted Beard	68

### 1960

AVG:	Charles Harrington	.310
H:	Larry Raines	149
2B:	Charles Harrington	28
3B:	Ted Beard	7
HR:	James Woods	19
RBI:	James Woods	64
TB:	Larry Raines	224
R:	Larry Raines	78
SB:	Larry Raines	46
BB:	Carlos Bernier	64

### 1946

AVG:	Sebastian "Sibby" Sisti	.343
H:	Sebastian "Sibby" Sisti	203
2B:	Vincent Shupe	44
3B:	Sebastian "Sibby" Sisti	14
HR:	Joe Bestudik	15
RBI:	Joe Bestudik	109
TB:	Sebastian "Sibby" Sisti	282
R:	Sebastian "Sibby" Sisti	99
SB:	Stanley Wentzel	20
BB:	Joe Bestudik	73

### 1949

AVG:	Leslie Fleming	.340
H:	Nanny Fernandez	162
2B:	Leslie Fleming	27
3B:	Ted Beard	16
HR:	Nanny Fernandez	20
RBI:	Nanny Fernandez***	114
TB:	Jack Conway	197
R:	Ted Beard	108
SB:	Ted Beard	23
BB:	Ted Beard	132

### 1952

AVG:	David Pope	.352
H:	David Pope	167
2B:	David Pope	29
3B:	Alphonse Smith	12
HR:	Alphonse Smith	20
RBI:	Milt Nielsen	87
TB:	David Pope	249
R:	Harry Malmberg	85
SB:	Alphonse Smith	10
BB:	Harry Malmberg	82

### 1955

AVG:	Rudy Regalado	.316
H:	Rudy Regalado	172
2B:	Rocky Colavito/William Harrell	30
3B:	William Harrell	8
HR:	Rocky Colavito	30
RBI:	Rocky Colavito	104
TB:	Rocky Colavito	275
R:	William Harrell	99
SB:	William Harrell	7
BB:	Rocky Colavito	84

### 1958

AVG:	John Romano	.291
H:	John Callison	154
2B:	John Romano	29
3B:	John Callison	9
HR:	John Callison	29
RBI:	John Callison	93
TB:	John Callison	282
R:	John Callison	92
SB:	Ted Beard	18
BB:	Ted Beard	82

### 1961

AVG:	Joe Gaines	.315
H:	Hiraldo "Chico" Ruiz	164
2B:	Cliff Cook	33
3B:	Joe Gaines	12
HR:	Cliff Cook	32
RBI:	Cliff Cook	119
TB:	Cliff Cook	303
R:	Cliff Cook	102
SB:	Hiraldo "Chico" Ruiz	44
BB:	Joe Gaines	69

## YEARLY BATTING LEADERS

### 1962

AVG:	Tom McCraw	.326
H:	Tom McCraw/Al Weis	171
2B:	Tom McCraw	29
3B:	Al Weis	13
HR:	Jim Koranda/Harry Simpson	19
RBI:	Jim Koranda	103
TB:	Tom McCraw	243
R:	Al Weis	94
SB:	Al Weis	31
BB:	Harry Simpson	77

### 1965

AVG:	Ramon Conde	.337
H:	Richard Kenworthy	160
2B:	Ramon Conde	29
3B:	Richard Kenworthy	7
HR:	Lee Elia	29
RBI:	Lee Elia	75
TB:	Richard Kenworthy	252
R:	Lee Elia	77
SB:	Tommie Agee	15
BB:	Jim Hicks	51

### 1968

AVG:	Hal McRae	.295
H:	Hal McRae	131
2B:	Hal McRae	31
3B:	Hal McRae	11
HR:	Hal McRae	16
RBI:	Hal McRae	65
TB:	Hal McRae	232
R:	Clyde Mashore	83
SB:	Clyde Mashore	29
BB:	Cal Emery	45

### 1971

AVG:	Darrel Chaney	.277
H:	Darrel Chaney	127
2B:	Darrel Chaney	17
3B:	Darrel Chaney	9
HR:	William Plummer	17
RBI:	William Plummer	65
TB:	William Plummer	175
R:	Darrel Chaney	73
SB:	Alfred Crawford/Danny Godby	10
BB:	Darrel Chaney	51

### 1974

AVG:	Tom Spencer	.291
H:	Tom Spencer	127
2B:	Edison Armbrister	22
3B:	Armbrister/Spencer	8
HR:	Roger Freed	19
RBI:	Edison Armbrister	73
TB:	Tom Spencer	205
R:	Tom Spencer	66
SB:	Tom Spencer	21
BB:	Roger Freed	77

### 1977

AVG:	David Revering	.300
H:	David Revering	133
2B:	Arturo DeFreites	26
3B:	Arturo DeFreites	7
HR:	David Revering	29
RBI:	David Revering	110
TB:	David Revering	245
R:	Rudy Meoli	102
SB:	Rudy Meoli	42
BB:	Rudy Meoli	113

### 1963

AVG:	Don Buford	.336
H:	Don Buford	206
2B:	Don Buford	41
3B:	Ken Berry	10
HR:	Charles Smith	25
RBI:	Ramon Conde	82
TB:	Don Buford	280
R:	Don Buford	114
SB:	Don Buford	42
BB:	Don Buford	67

### 1966

AVG:	Duane Josephson	.324
H:	Richard Kenworthy	173
2B:	Richard Kenworthy	29
3B:	Richard Kenworthy	13
HR:	Jim Hicks	15
RBI:	Richard Kenworthy	94
TB:	Richard Kenworthy	258
R:	Ed Stroud	99
SB:	Ed Stroud	57
BB:	Marvin Staehle	85

### 1969

AVG:	Bernie Carbo	.359
H:	Bernie Carbo	145
2B:	Bernie Carbo	37
3B:	Joe Patterson	5
HR:	Carbo/Jones	21
RBI:	Clarence Jones	82
TB:	Bernie Carbo	249
R:	Clyde Mashore	100
SB:	Joe Patterson	23
BB:	Bernie Carbo	69

### 1972

AVG:	Gene Locklear	.325
H:	Gene Locklear	152
2B:	Gene Locklear	31
3B:	Edison Armbrister	11
HR:	Gene Locklear	15
RBI:	Roe Skidmore	89
TB:	Gene Locklear	244
R:	Gene Locklear	78
SB:	Alfred Crawford	22
BB:	Gene Locklear	51

### 1975

AVG:	Junior Kennedy	.277
H:	Ray Knight	118
2B:	Joel Youngblood	21
3B:	Joel Youngblood	9
HR:	David Revering	21
RBI:	David Revering	71
TB:	David Revering	185
R:	Tom Spencer	68
SB:	Tom Spencer	29
BB:	Tom Spencer	61

### 1978

AVG:	Champ Summers	.368
H:	Champ Summers	170
2B:	Arturo DeFreites	31
3B:	Armbrister/Michael Grace	6
HR:	Champ Summers	34
RBI:	Champ Summers	124
TB:	Champ Summers	307
R:	DeFreites/Summers	98
SB:	Edison Armbrister	32
BB:	Champ Summers	81

### 1964

AVG:	Len Johnston	.316
H:	Marvin Staehle	176
2B:	Ken Berry	26
3B:	Jim Hicks	8
HR:	Ken Berry	20
RBI:	Ken Berry	83
TB:	Ken Berry	235
R:	Marvin Staehle	92
SB:	Marvin Staehle	13
BB:	Marvin Staehle	79

### 1967

AVG:	Jim Hicks	.288
H:	Jim Hicks	142
2B:	William Voss	24
3B:	Jim Hicks	12
HR:	Charles Nash	28
RBI:	Jim Hicks	87
TB:	Jim Hicks	249
R:	Jim Hicks	87
SB:	Buddy Bradford	24
BB:	Jim Hicks	79

### 1970

AVG:	Don Anderson	.285
H:	Kurt Bevacqua	126
2B:	Kurt Bevacqua	26
3B:	Al Crawford	6
HR:	Kurt Bevacqua	15
RBI:	Kurt Bevacqua	67
TB:	Kurt Bevacqua	207
R:	Bevacqua/Swanson	62
SB:	Stan Swanson	26
BB:	Stan Swanson	49

### 1973

AVG:	Ken Griffey	.327
H:	Joel Youngblood	143
2B:	Driscoll/George Foster	26
3B:	Joel Youngblood	9
HR:	Roe Skidmore	19
RBI:	Roe Skidmore	79
TB:	Joel Youngblood	218
R:	Griffey/Youngblood	88
SB:	Ken Griffey	43
BB:	Jim Driscoll	56

### 1976

AVG:	David Revering	.290
H:	David Revering	118
2B:	Ray Knight	24
3B:	Rudy Meoli	6
HR:	David Revering	27
RBI:	David Revering	77
TB:	David Revering	223
R:	Meoli/Revering	63
SB:	Ted Martinez	25
BB:	Rudy Meoli	82

### 1979

AVG:	Ron Oester	.281
H:	Ron Oester	143
2B:	John Valle	20
3B:	Grace/Oester	6
HR:	John Valle	23
RBI:	John Valle	71
TB:	John Valle	189
R:	John Valle	65
SB:	Ron Oester	23
BB:	Michael Grace	54



## YEARLY BATTING LEADERS

### 1980

AVG:	Paul Householder	.295
H:	Paul Householder	137
2B:	Paul Householder	26
3B:	Gene Menees	8
HR:	John Hale	27
RBI:	John Hale	77
TB:	John Hale	223
R:	Paul Householder	74
SB:	Paul Householder	30
BB:	John Hale	62

### 1983

AVG:	Skeeter Barnes	.337
H:	<b>Dallas Williams</b>	<b>168</b>
2B:	John Harris/Williams	30
3B:	Dallas Williams	8
HR:	Nick Esasky	14
RBI:	Dallas Williams	75
TB:	Dallas Williams	247
R:	Tom Lawless	93
SB:	<b>Tom Lawless</b>	<b>46</b>
BB:	Mark Gilbert	55

### 1986

AVG:	Casey Candaele	.302
H:	Casey Candaele	145
2B:	Casey Candaele	32
3B:	Herm Winningham	7
HR:	Billy Moore	23
RBI:	Billy Moore	82
TB:	Billy Moore	196
R:	Casey Candaele	77
SB:	Tom Romano	35
BB:	Billy Moore	80

### 1989

AVG:	<b>Junior Noboa</b>	<b>.340</b>
H:	<b>Junior Noboa</b>	<b>159</b>
2B:	Mike Blowers	29
3B:	Junior Noboa	8
HR:	Mike Blowers	14
RBI:	Junior Noboa	62
TB:	Mike Blowers	206
R:	Jeff Huson	70
SB:	Larry Walker	36
BB:	Huson/Larry Walker	50

### 1992

AVG:	Matt Stairs	.267
H:	F.P. Santangelo	123
2B:	F.P. Santangelo	25
3B:	Matt Stairs	4
HR:	Jerry Goff	14
RBI:	Matt Stairs	56
TB:	Matt Stairs	171
R:	F.P. Santangelo	83
SB:	Eric Bullock	21
BB:	F.P. Santangelo	62

### 1995

AVG:	Eric Owens	.314
H:	Eric Owens	134
2B:	Nigel Wilson	27
3B:	<b>Eric Owens</b>	<b>8</b>
HR:	Willie Greene	19
RBI:	Drew Denson	69
TB:	Eric Owens	210
R:	<b>Eric Owens</b>	<b>86</b>
SB:	<b>Eric Owens</b>	<b>33</b>
BB:	Eric Owens	52

### 1981

AVG:	Paul Householder	.300
H:	German Barranca	137
2B:	Barranca/Esasky/Walker	22
3B:	Householder/Eddie Milner	6
HR:	Householder/Duane Walker	19
RBI:	Duane Walker	80
TB:	Paul Householder	224
R:	Duane Walker	80
SB:	Paul Householder	33
BB:	Duane Walker	58

### 1984

AVG:	Ron Johnson	.303
H:	Mike Fuentes	131
2B:	Razor Shines	26
3B:	Fuentes/Tom Lawless/Roy Johnson	4
HR:	Mike Fuentes	22
RBI:	Mike Fuentes/Razor Shines	80
TB:	Mike Fuentes	227
R:	Mike Fuentes	88
SB:	Wally Johnson	27
BB:	Mike Fuentes	62

### 1987

AVG:	<b>Dallas Williams</b>	<b>.357</b>
H:	Johnny Paredes	154
2B:	Jack Daugherty	35
3B:	Alonzo Powell	10
HR:	Jeff Reynolds	21
RBI:	Jeff Reynolds	76
TB:	Dallas Williams	212
R:	Johnny Paredes	80
SB:	Johnny Paredes	30
BB:	Billy Moore	63

### 1990

AVG:	German Rivera	.287
H:	German Rivera	128
2B:	Quinn Mack/Rivera	25
3B:	Eric Bullock	7
HR:	German Rivera	10
RBI:	German Rivera	59
TB:	German Rivera	193
R:	German Rivera	67
SB:	Eric Bullock	40
BB:	Johnny Paredes	42

### 1993

AVG:	Tim Costo	.326
H:	Tim Costo	118
2B:	Tim Costo	30
3B:	Tommy Gregg	5
HR:	Willie Greene	22
RBI:	Willie Greene	58
TB:	Tim Costo	185
R:	Willie Greene	62
SB:	Greg Tubbs	15
BB:	Willie Greene	51

### 1996

AVG:	Keith Mitchell	.300
H:	Eduardo Perez	132
2B:	Steve Gibraltar/Eduardo Perez	29
3B:	<b>Roberto Mejia</b>	<b>9</b>
HR:	Eduardo Perez	21
RBI:	Eduardo Perez	84
TB:	Eduardo Perez	234
R:	Eduardo Perez	84
SB:	<b>Curtis Goodwin</b>	<b>40</b>
BB:	Keith Mitchell	64

### 1982

AVG:	Gary Redus	.333
H:	Dallas Williams	154
2B:	Gary Redus	29
3B:	Tom Foley/Redus	9
HR:	Nick Esasky	27
RBI:	Gary Redus	93
TB:	Gary Redus	265
R:	Gary Redus	112
SB:	<b>Gary Redus</b>	<b>54</b>
BB:	Neil Fiala	70

### 1985

AVG:	Wally Johnson	.309
H:	Wally Johnson	133
2B:	Fred Manrique	23
3B:	Andres Galarraga	8
HR:	Andres Galarraga	25
RBI:	Andres Galarraga	87
TB:	Andres Galarraga	224
R:	<b>Andres Galarraga</b>	<b>75</b>
SB:	Wally Johnson	34
BB:	Mike Fuentes	70

### 1988

AVG:	Johnny Paredes	.295
H:	Jack Daugherty	137
2B:	<b>Billy Moore</b>	<b>34</b>
3B:	Casey Candaele	6
HR:	Billy Moore	17
RBI:	Billy Moore	80
TB:	Billy Moore	222
R:	<b>Billy Moore</b>	<b>88</b>
SB:	Johnny Paredes	43
BB:	Billy Moore	65

### 1991

AVG:	Todd Haney	.312
H:	Todd Haney	159
2B:	John Vander Wal	36
3B:	Quinn Mack/Vander Wal	8
HR:	John Vander Wal	15
RBI:	John Vander Wal	71
TB:	John Vander Wal	237
R:	John Vander Wal	84
SB:	Alex Diaz	17
BB:	John Vander Wal	79

### 1994

AVG:	Barry Lyons	.309
H:	Casey Candaele	144
2B:	Doug Jennings	34
3B:	Steve Jennings	11
HR:	Willie Greene/Jennings	23
RBI:	Doug Jennings	92
TB:	Doug Jennings	240
R:	Greene/Jennings	77
SB:	Will Pennyfeather	14
BB:	Doug Jennings	72

### 1997

AVG:	Aaron Boone	.290
H:	Brian Hunter	142
2B:	Brian Hunter	36
3B:	Pat Watkins	7
HR:	Aaron Boone	22
RBI:	Brian Hunter	85
TB:	<b>Brian Hunter</b>	<b>249</b>
R:	Aaron Boone	79
SB:	Eric Owens	23
BB:	<b>Keith Mitchell</b>	<b>72</b>

## YEARLY BATTING LEADERS

### 1998

AVG:	Roberto Petagine	.331
H:	Damian Jackson	135
2B:	Damian Jackson	36
3B:	Damian Jackson	10
HR:	Roberto Petagine	24
RBI:	Roberto Petagine	109
TB:	Roberto Petagine	224
R:	Damian Jackson	102
SB:	Damian Jackson	25
BB:	Petagine/Jason Williams	70

### 2001

AVG:	Marco Scutaro	.295
H:	Marco Scutaro	146
2B:	Mark Sweeney	34
3B:	Alex Sanchez	5
HR:	Micah Franklin	23
RBI:	Mark Sweeney	69
TB:	Marco Scutaro	214
R:	Marco Scutaro	87
SB:	Alex Sanchez	27
BB:	Marco Scutaro	62

### 2004

AVG:	Jeff Liefer	.283
H:	Corey Hart	124
2B:	Corey Hart	29
3B:	Peter Bergeron/Hart	8
HR:	Jeff Liefer	20
RBI:	Jeff Liefer	83
TB:	Corey Hart	214
R:	Corey Hart	68
SB:	Trent Durrington/Hart	17
BB:	Jeff Liefer	47

### 2007

AVG:	Luis Ordez	.302
H:	Brian Bixler	130
2B:	Yurendell de Caster	25
3B:	<b>Brian Bixler</b>	<b>10</b>
HR:	Michael Ryan	16
RBI:	Jose Hernandez	56
TB:	Brian Bixler	188
R:	Brian Bixler	77
SB:	Brian Bixler	28
BB:	Yurendell de Caster	58

### 2010

AVG:	Kevin Meililo	.276
H:	Brandon Moss	133
2B:	Brandon Moss	32
3B:	Alex Presley	6
HR:	Brandon Moss	22
RBI:	<b>Brandon Moss</b>	<b>96</b>
TB:	Brandon Moss	235
R:	Brandon Moss	73
SB:	Jose Tabata	25
BB:	Brian Myrow	55

### 2013

AVG:	Alex Presley	.298
H:	<b>Matt Hague</b>	<b>153</b>
2B:	<b>Matt Hague</b>	<b>37</b>
3B:	Alex Presley	6
HR:	Andrew Lambo	18
RBI:	Matt Hague	69
TB:	Matt Hague	218
R:	Matt Hague	67
SB:	Felix Pie	38
BB:	Matt Hague	71

### 1999

AVG:	Jason Hardtke	.329
H:	D.T. Cromer	166
2B:	Cromer/Hardtke	37
3B:	Mike Frank	7
HR:	D.T. Cromer	30
RBI:	D.T. Cromer	107
TB:	D.T. Cromer	301
R:	D.T. Cromer	83
SB:	Chris Snoop	17
BB:	Mark Sweeney	59

### 2002

AVG:	Jim Rushford	.316
H:	Jim Rushford	128
2B:	Jim Rushford	33
3B:	Chris Jones	5
HR:	<b>Izzy Alcantara</b>	<b>27</b>
RBI:	Jim Rushford	68
TB:	Izzy Alcantara	216
R:	Izzy Alcantara	61
SB:	Bill Hall	17
BB:	Jon Zuber	68

### 2005

AVG:	Nate McLouth	.299
H:	Nate McLouth	118
2B:	Yurendell de Caster	31
3B:	Chris Duffy	7
HR:	Graham Koonce	23
RBI:	Graham Koonce	77
TB:	Graham Koonce	205
R:	Cesar Crespo	73
SB:	Nate McLouth	34
BB:	Graham Koonce	57

### 2008

AVG:	Andrew McCutchen	.283
H:	Andrew McCutchen	145
2B:	McCutchen/Steve Pearce	26
3B:	Neil Walker	7
HR:	Neil Walker	16
RBI:	Neil Walker	80
TB:	Neil Walker	209
R:	Andrew McCutchen	75
SB:	Nyjer Morgan	44
BB:	Andrew McCutchen	68

### 2011

AVG:	Matt Hague	.309
H:	<b>Matt Hague</b>	<b>165</b>
2B:	Matt Hague	37
3B:	<b>Gorkys Hernandez</b>	<b>9</b>
HR:	John Bowker	15
RBI:	John Bowker	76
TB:	Matt Hague	244
R:	Matt Hague	70
SB:	Alex Presley	22
BB:	Matt Hague	47

### 2014

AVG:	Matt Hague	.267
H:	Chris McGuiness	111
2B:	Chris McGuiness	31
3B:	Chase d'Arnaud	9
HR:	Matt Hague	14
RBI:	Matt Hague	66
TB:	Chris McGuiness	173
R:	Chris McGuiness	60
SB:	Chase d'Arnaud	30
BB:	Chris McGuiness	63

### 2000

AVG:	Jose Fernandez	.286
H:	Jose Fernandez	134
2B:	Jose Fernandez	37
3B:	Santiago Perez	7
HR:	Kurt Bierek	19
RBI:	Kurt Bierek	72
TB:	Jose Fernandez	212
R:	Santiago Perez	74
SB:	Santiago Perez	31
BB:	Brad Tyler	67

### 2003

AVG:	Jim Rushford	.311
H:	Pete Zoccolillo	124
2B:	Pete Zoccolillo	36
3B:	Steve Scarborough	7
HR:	Mark Smith	15
RBI:	Pete Zoccolillo	73
TB:	Pete Zoccolillo	198
R:	Jason Conti/Bill Hall/Zoccolillo	57
SB:	Ryan Knox	17
BB:	Pete Zoccolillo	51

### 2006

AVG:	Davis/Carlos Maldonado	.283
H:	Yurendell de Caster	115
2B:	Raul Gonzalez	23
3B:	Rich Thompson	6
HR:	Chris Richard	17
RBI:	Chris Richard	67
TB:	Yurendell de Caster	176
R:	Davis/Richard	53
SB:	Rajai Davis	45
BB:	Chris Richard	58

### 2009

AVG:	Brian Bixler	.275
H:	Brian Bixler	111
2B:	Neil Walker	31
3B:	Bixler/Andrew McCutchen	8
HR:	Neil Walker	14
RBI:	Neil Walker	69
TB:	Brian Bixler	177
R:	Brian Bixler	71
SB:	Jeff Salazar	16
BB:	Brian Myrow	43

### 2012

AVG:	Starling Marte	.286
H:	Jeff Clement	115
2B:	Jeff Clement	35
3B:	<b>Starling Marte</b>	<b>13</b>
HR:	Jeff Clement	16
RBI:	Starling Marte	62
TB:	Jeff Clement	202
R:	Boggs/Marte	64
SB:	Chase d'Arnaud	34
BB:	Brandon Boggs	62

### 2015

AVG:	Gorkys Hernandez	.288
H:	Alen Hanson	125
2B:	Brent Morel	21
3B:	Alen Hanson	12
HR:	Willy Garcia	10
RBI:	Elias Diaz/Morel/Tony Sanchez	47
TB:	Alen Hanson	184
R:	Alen Hanson	66
SB:	<b>Alen Hanson</b>	<b>35</b>
BB:	Keon Broxton	47

## YEARLY BATTING LEADERS

2016		
AVG:	Josh Bell	.295
H:	Josh Bell	124
2B:	Willy Garcia	30
3B:	Alen Hanson	7
HR:	Danny Ortiz	17
RBI:	Josh Bell	60
TB:	Josh Bell	197
R:	Max Moroff	61
SB:	Alen Hanson	36
BB:	Max Moroff	90

2017		
AVG:	Christopher Bostick	.294
H:	Christopher Bostick	143
2B:	Christopher Bostick	33
3B:	Gift Ngoepe/Wood	5
HR:	Eric Wood	16
RBI:	Danny Ortiz	63
TB:	Christopher Bostick	203
R:	Christopher Bostick	75
SB:	Eury Perez	22
BB:	Bostick/Wood	45

2018		
AVG:	Kevin Kramer	.311
H:	Kevin Kramer	148
2B:	Kevin Kramer	35
3B:	Pablo Reyes/Erich Weiss	4
HR:	Kevin Kramer	15
RBI:	Kramer/Jose Osuna	59
TB:	Kevin Kramer	234
R:	Kevin Newman	74
SB:	Kevin Newman	28
BB:	Max Moroff	43


\* Batting leader, 2.7 PA per league game

\* RBI not recorded prior to 1920 (exception in NL, 1887-89)

\* BB not recorded prior to 1914 (exception in NL, 1887-89)

\* **Bold indicates league leader**

\*\*\* Nanny Fernandez led Indy with 114 RBI in 1949; also had 14 RBI with St. Paul to lead the American Association with 128 RBI




Kevin Newman (above) led the Indians in runs scored and stolen bases in 2018. (Photo by Adam Pintar)



In 2018, Kevin Kramer (above) paced the Tribe in batting average, hits, doubles, home runs, RBI and total bases. (Photo by Adam Pintar)



Jose Osuna (above) tied with Kevin Kramer for the team lead in RBI in 2018. (Photo by Adam Pintar)



Pablo Reyes (above) and Erich Weiss each recorded a team-high four triples in 2018. (Photo by Adam Pintar)

ORGANIZATION

2019 INDIANS

IL & OPPONENTS

2018 REVIEW

PIRATES

HISTORY

GENERAL

YEARLY PITCHING LEADERS

Year	Leader	ERA	Leader	Wins	Leader	Strikeouts
1887	Henry Boyle	3.65	Henry Boyle	13	Henry Boyle	85
1888	William Burdick	2.81	Henry Boyle	15	John Healy	124
1889	Henry Boyle	3.92	Henry Boyle	21	Charles Getzien	139
1892	Michael "Kid" Madden	2.59	Jim Sullivan	6	Jim Sullivan	77
1894	William Phillips	3.76	William Phillips	26	William Phillips	152
1895	<b>Chauncey Fisher</b>	<b>2.80</b>	<b>Chauncey Fisher</b>	<b>37</b>	Chauncey Fisher	133
1896	William Dammann	2.25	William Dammann	20	William Dammann	157
1897	<b>Joshua Goar</b>	<b>1.39</b>	<b>Francis Foreman</b>	<b>30</b>	Joshua Goar	133
1898	N/A		William Phillips	29	William Phillips	112
1899	N/A		Edward Scott	22	Edward Scott	88
1900	N/A		Winford Kellum	20	Winford Kellum	87
1901	N/A		Archibald "Archie" Stimmell	14	Archibald Stimmell	111
<i>Current Franchise (1902-present)</i>						
1902	N/A		Winford Kellum	25	Winford Kellum	115
1903	N/A		Winford Kellum	25	Eugene Ford	148
1904	N/A		John Fisher	16	Harry Allemang	104
					Otto Newlin	104
1905	N/A		Clyde Goodwin	23	Clyde Goodwin	172
1906	N/A		Winford Kellum	16	Winford Kellum	102
1907	N/A		Herbert Briggs	16	Ed Summers	130
1908	N/A		<b>Rube Marquard</b>	<b>28</b>	<b>Rube Marquard</b>	<b>250</b>
1909	N/A		Larry Cheney	19	Ralph Glaze	152
1910	N/A		Omar Hardgrove	16	Omar Hardgrove	103
1911	N/A		Fred Link	21	Fred Link	145
1912	N/A		Loren Hixon	15	Loren Hixon	129
1913	N/A		Otto Merz	15	W.H. Harrington	110
1914	Joe Willis	2.57	Otto Merz	20	Joe Willis	142
1915	Wilbur Schardt	2.77	Wilbur Schardt	21	Joe Willis	98
1916	<b>Paul Carter***</b>	<b>1.65</b>	Rex Dawson	20	<b>Fred Falkenberg</b>	<b>178</b>
1917	Fred Falkenberg	1.99	Dana Fillingim	20	Dana Fillingim	128
			Jake Northrop	20		
1918	Jake Northrop	1.96	Jake Northrop	13	Fred Falkenberg	77
1919	Tillar Cavet	2.26	<b>Tillar Cavet</b>	<b>28</b>	Tillar Cavet	127
1920	John Jones	2.52	John Jones	20	John Jones	126
1921	Tillar Cavet	3.29	Tillar Cavet	23	Jesse Petty	112
1922	Tillar Cavet	3.17	Harry Weaver	20	Harry Weaver	104
1923	William Burwell	3.58	Jesse Petty	19	Jesse Petty	115
1924	<b>Jesse Petty</b>	<b>2.83</b>	<b>Jesse Petty</b>	<b>29</b>	Jesse Petty	149
1925	<b>William Burwell</b>	<b>2.73</b>	<b>William Burwell</b>	<b>24</b>	Carmen Hill	100
1926	John Wisner	3.16	William Burwell	21	Carmen Hill	106
			Carmen Hill	21	Frank Henry	106
1927	John Wisner	3.48	Gorham Leverett	15	Gorham Leverett	118
1928	Steve Swetonic	3.00	Steve Swetonic	20	Ferdinand Schupp	128
1929	Claude Jonnard	2.92	William Burwell	15	Ferdinand Schupp	123
1930	William Burwell	4.02	William Burwell	17	Claude Jonnard	122
1931	Berly Horne	4.50	William Burwell	17	Orel Hildebrand	99
1932	N/A		Joe Heving	15	Archie Campbell	146
1933	William Burwell	3.26	James Turner	17	Stewart Bolen	135
1934	Robert Logan	3.66	Robert Logan	20	<b>Stewart Bolen</b>	<b>177</b>
1935	Robert Logan	3.58	Vance Page	17	Phillip Gallivan	122
1936	Robert Logan	3.82	James Turner	18	Stewart Bolen	114
1937	Clarence Phillips	4.10	Robert Logan	12	Lloyd Johnson	84
1938	Vance Page	2.53	Vance Page	15	John Niggeling	113
1939	John Niggeling	3.13	Charles Barrett	16	Donald French	124
1940	John VanderMeer	2.40	<b>Robert Logan</b>	<b>18</b>	Robert Logan	104
1941	Benjamin Wade	2.83	Raymond Starr	20	Raymond Starr	145
1942	Robert Logan	2.72	Raymond Poat	15	Woodrow Rich	114
1943	<b>James Trexler</b>	<b>2.14</b>	<b>James Trexler</b>	<b>19</b>	John Hutchings	105

ORGANIZATION

2019 INDIANS

IL & OPPONENTS

2018 REVIEW

PIRATES

HISTORY

GENERAL

YEARLY PITCHING LEADERS

Year	Leader	ERA	Leader	Wins	Leader	Strikeouts
1944	Robert Logan	3.08	Robert Logan	12	Woodrow Rich	103
1945	<b>James Wallace</b>	<b>1.83</b>	James Wallace	17	James Wallace	124
1946	Paul Derringer	2.65	Rex Cecil	11	Rex Cecil	114
			John Hutchings	11		
1947	Glenn Fletcher	3.68	Robert Malloy	14	Jack Hallett	136
1948	Chester Johnson	4.06	<b>Robert Malloy</b>	<b>21</b>	Chester Johnson	148
1949	<b>Melvin Queen</b>	<b>2.57</b>	<b>Melvin Queen</b>	<b>22</b>	<b>Melvin Queen</b>	<b>178</b>
1950	William Piero	2.60	Royce Lint	12	Royce Lint	100
1951	Royce Lint	3.91	Forrest Lane	12	Inman Chambers	111
					John McCall	111
1952	George Zuverink	3.75	George Zuverink	12	Ray Narleski	132
1953	Richard Tomanek	3.11	Ed Blake	14	Richard Tomanek	158
1954	<b>Herb Score</b>	<b>2.62</b>	<b>Herb Score</b>	<b>22</b>	<b>Herb Score***</b>	<b>330</b>
1955	Hank Aguirre	3.24	Hank Aguirre	11	Richard Tomanek	125
1956	Buddy Lee Daley	2.31	<b>Stan Pitula</b>	<b>15</b>	John Gray	114
	<b>John Gray</b>	<b>2.72</b>				
1957	James McDonald	2.98	A. Barry Latman	13	A. Barry Latman	151
1958	Carl Thomas	2.82	Cloyd Boyer	13	Carl Thomas	121
1959	Kenneth McBride	2.79	Edward Hobaugh	13	Edward Hobaugh	118
			Gary Peters	13		
1960	Robert Botz	3.30	Cloyd Boyer	12	Arnold Earley	89
1961	Claude Osteen	3.53	<b>Don Rudolph</b>	<b>18</b>	Claude Osteen	132
1962	Glen Rosenbaum	2.56	Franklin Kruetzer	15	Al Worthington	149
			Al Worthington	15		
1963	Warren Hacker	2.54	<b>Fritz Ackley</b>	<b>18</b>	<b>Franklin Kruetzer</b>	<b>157</b>
	<b>Fritz Ackley</b>	<b>2.76</b>				
1964	<b>Bruce Howard</b>	<b>2.20</b>	<b>Robert Locker</b>	<b>16</b>	Robert Locker	178
1965	Manly Johnston	2.42	Dave DeBusschere	15	Dave DeBusschere	176
1966	Ron Willis	2.34	Manly Johnston	18	Ron Willis	115
	<b>William Fischer</b>	<b>2.35</b>				
1967	William Fischer	2.36	William Fischer	12	Steve Jones	101
1968	John Tsitouris	2.92	Don Secrist	11	Jose Pena	178
			Jose Pena	11		
1969	John Morris	3.23	William Short	12	William Short	145
1970	<b>Ross Grimsley</b>	<b>2.73</b>	Vern Geishert	12	Ross Grimsley	162
			Milt Wilcox	12		
1971	Milt Wilcox	2.21	Pedro Borbon	12	Pat Osburn	125
1972	Steve Blateric	1.58	Mel Behney	9	Steve Blateric	111
1973	Danny Osborn	2.56	Tom Carroll	15	Tom Carroll	137
1974	Patrick Darcy	3.41	Santo Alcala	12	Santo Alcala	113
			Patrick Darcy	12		
1975	Joe Henderson	2.41	Santo Alcala	13	Santo Alcala	118
	<b>Pat Zachry</b>	<b>2.43</b>				
1976	<b>Joe Henderson</b>	<b>2.31</b>	Manny Sarmiento	11	Larry Payne	128
1977	Thomas Hume	2.55	Mario Soto	11	Mario Soto	109
			Michael LaCoss	11		
1978	Michael LaCoss	3.46	Dan Dumoulin	12	Mario Soto	121
			David Moore	12		
1979	<b>Bruce Berenyi</b>	<b>2.82</b>	Jay Howell	10	<b>Bruce Berenyi</b>	<b>136</b>
1980	Scott Brown	3.44	Bill Kelly	11	<b>Bruce Berenyi</b>	<b>121</b>
1981	Charlie Liebrandt	2.93	Kip Young	10	Bill Dawley	109
1982	Bill Dawley	3.82	Bill Dawley	11	Bill Dawley	106
1983	Jeff Russell	3.55	Greg Harris	9	<b>Greg Harris</b>	<b>146</b>
1984	<b>Chris Welsh</b>	<b>3.01</b>	Chris Welsh	13	Joe Hesketh	135
1985	Steve Baker	3.91	Rich Stoll	9	Greg Bargar	119
			Steve Baker	9		
1986	Rodger Cole	3.29	Rodger Cole	12	Bob Owchinko	104
1987	<b>Pascual Perez</b>	<b>3.79</b>	Tim Barrett	10	<b>Sergio Valdez</b>	<b>128</b>
			Sergio Valdez	10		

ORGANIZATION

2019 INDIANS

IL & OPPONENTS

2018 REVIEW

PIRATES

HISTORY

GENERAL

## YEARLY PITCHING LEADERS

Year	Leader	ERA	Leader	Wins	Leader	Strikeouts
1988	Jeff Fischer	2.69	Jeff Fischer	13	Bob Sebra	126
1989	<b>Rich Thompson</b>	<b>2.06</b>	Mark Gardner	12	<b>Mark Gardner</b>	<b>175</b>
			Urbano Lugo	12		
1990	Steve Fireovid	2.63	Scott Anderson	12	Scott Anderson	116
1991	Eddie Dixon	2.91	Kent Bottenfield	8	Kent Bottenfield	108
1992	Doug Simons	3.08	<b>Kent Bottenfield</b>	<b>12</b>	Kent Bottenfield	111
1993	Matt Grott	3.59	Mike Anderson	10	Ross Powell	133
			Ross Powell	10		
1994	<b>Matt Grott</b>	<b>2.55</b>	Matt Grott	10	Kevin Jarvis	90
			Kevin Jarvis	10		
1995	Rick Reed	3.33	Roger Salkeld	12	Rick Reed	92
1996	Scott Sullivan	2.73	Travis Buckley	11	Mike Remlinger	97
1997	Gabe White	2.82	Giovanni Carrara	12	Scott Kligenbeck	119
			Scott Kligenbeck	12		
1998	Mike Walker	3.17	Rodney Bolton	12	Rodney Bolton	117
1999	Giovanni Carrara	3.47	<b>Denny Harriger</b>	<b>14</b>	Giovanni Carrara	114
2000	Everett Stull	2.95	<b>Horacio Estrada</b>	<b>14</b>	Rafael Roque	111
2001	Carlos Chantres	4.41	Tim Harikkala	11	Tim Harikkala	96
2002	Andrew Lorraine	3.05	Everett Stull	11	Everett Stull	119
2003	Pasqual Coco	4.80	Pasqual Coco	10	Pasqual Coco	100
2004	<b>Ben Hendrickson</b>	<b>2.02</b>	Ben Hendrickson	11	Pedro Liriano	97
2005	Zach Duke	2.92	Zach Duke	12	Ian Snell	104
2006	Marty McLeary	2.68	Sean Burnett	8	Marty McLeary	115
			Brandon Duckworth	8		
2007	John Van Benschoten	2.56	Bryan Bullington	11	Marty McLeary	95
2008	Jason Davis	4.41	John Van Benschoten	7	Jimmy Barthmaier	71
2009	Daniel McCutchen	3.47	<b>Daniel McCutchen</b>	<b>13</b>	Daniel McCutchen	110
2010	Jeremy Powell	4.62	Jeremy Powell	11	Michael Crotta	89
2011	Justin Wilson	4.13	Justin Wilson	10	Sean Gallagher	98
2012	Jeff Locke	2.48	Rick van den Hurk	13	Justin Wilson	138
2013	<b>Kris Johnson</b>	<b>2.39</b>	Kris Johnson	10	<b>Andy Oliver</b>	<b>138</b>
2014	Casey Sadler	3.03	Casey Sadler	11	Adam Wilk	106
2015	Wilfredo Boscan	3.07	Chris Volstad	11	Chris Volstad	97
2016	Tyler Glasnow	1.87	Frank Duncan	9	Tyler Glasnow	133
2017	<b>Steven Brault</b>	<b>1.94</b>	Steven Brault	10	Tyler Glasnow	140
			Clay Holmes	10		
2018	J.T. Brubaker	3.10	Tyler Eppler	13	Tyler Eppler	118

\*Team ERA leader must have at least 100.0 IP

\*ERA was not compiled prior to 1914 (exception in NL, 1887-89)

**\*Bold indicates league leader (0.8 IP/league game)**

\*\*\*Current single-season pitching record in American Association history

ORGANIZATION

2019 INDIANS

IL & OPPONENTS

2018 REVIEW

PIRATES

HISTORY

GENERAL

## YEARLY PITCHING LEADERS

Year	Leader	Saves	Year	Leader	Saves
1969	Ronald Welsh	12	1993	<b>Scott Ruskin</b>	<b>28</b>
1970	Dooley Womack	14	1994	Richard DeLucia	19
1971	Pedro Borbon	9	1995	Scott Service	18
	Jim Cosman	9	1996	Scott Service	15
1972	Steve Blateric	13		Jerry Spradlin	15
1973	Rawly Eastwick	8	1997	<b>Scott Service***</b>	<b>15</b>
	Danny "Ozzie" Osborn	8	1998	<b>Todd Williams</b>	<b>26</b>
1974	Rawly Eastwick	6	1999	Todd Williams	24
1975	Joe Henderson	8	2000	<b>Bob Scanlan</b>	<b>35</b>
1976	Joe Henderson	10	2001	Brandon Kolb	14
1977	Joe Henderson	9	2002	Brian Mallette	25
1978	<b>Douglas Corbett</b>	<b>12</b>	2003	Roberto Giron	15
1979	Douglas Corbett	8	2004	Jason Childers	15
1980	<b>Geoff Combe</b>	<b>23</b>	2005	<b>Mark Corey</b>	<b>28</b>
1981	Scott Brown	13	2006	Jonah Bayliss	23
1982	<b>Brad Lesley</b>	<b>14</b>	2007	Franquelis Osoria	11
1983	Rich Carlucci	11	2008	Jesse Chavez	14
1984	<b>Richard Grapenthin</b>	<b>18</b>	2009	Chris Bootcheck	20
1985	Richard Grapenthin	11	2010	Jean Machi	23
1986	Randy St. Claire	15	2011	Tim Wood	23
1987	Jeff Parrett	9	2012	Tim Wood	21
	Mike Smith	9	2013	Vic Black	17
1988	Richard Sauveur	10	2014	Andy Oliver	13
1989	<b>Jay Baller</b>	<b>34</b>	2015	<b>Blake Wood</b>	<b>29</b>
1990	Robert W. Malloy	6	2016	Jorge Rondon	12
1991	Douglas Piatt	13	2017	Dovydas Neverauskas	13
1992	Dave Wainhouse	21	2018	Johnny Hellweg	11

\*Saves were not compiled prior to 1969

\***Bold indicates league leader**

\*\*\*Scott Service led Indy with 15 saves in 1997; also had nine saves with Omaha to lead the American Association with 24 saves



Johnny Hellweg led all Indians relievers with 11 saves in 2018. (Photo by Austin Friedline)

## FRANCHISE RECORDS

## Career Batting Leaders

<b>Batting Average</b>	<i>(Min. 200 AB)</i>	<b>Games</b>	<b>At-Bats</b>		
Jim Dyck	.378	Edward Sicking	1,213	Edward Sicking	4,691
Benny Kauff*	.370	Walter Rehg	1,112	Walter Rehg	4,210
M. L. "Biddy" Dolan*	.368	Alex Reilley	1,003	Alex Reilley	3,649
Champ Summers	.368	Ted Beard	977	Otto Williams	3,434
Vernon Washington	.367	John L. Riddle	971	John L. Riddle	3,206

<b>Runs</b>		<b>Hits</b>		<b>Doubles</b>	
Edward Sicking	788	Edward Sicking	1,414	Edward Sicking	210
Ted Beard	683	Walter Rehg	1,282	Walter Rehg	205
Walter Rehg	682	Alex Reilley	1,012	John L. Riddle	193
Alex Reilley	517	John L. Riddle	986	Ted Beard	139
Wid Matthews	473	Ted Beard	880	Razor Shines	138

<b>Triples</b>		<b>Home Runs</b>		<b>RBI</b>	
Walter Rehg	86	David Revering	92	Walter Rehg	547
Ted Beard	76	Jim Hicks	71	Edward Sicking	496
Henry Schreiber	62	Rocky Colavito	68	John L. Riddle	483
Clarence Covington	52	Razor Shines	68	Razor Shines	404
Edward Sicking	50	Arturo DeFreites	66	Henry Schreiber	400

<b>Walks</b>		<b>Strikeouts</b>		<b>Stolen Bases</b>	
Ted Beard	707	Ted Beard	521	Alex Reilley	282
Edward Sicking	471	Jim Hicks	401	Otto Williams	164
Wayne Blackburn	418	Brian Bixler	377	Herman Bronkie	152
Clarence Covington	343	Edison Ambrister	362	Edward Sicking	138
Walter Rehg	299	Arturo DeFreites	351	Walter Rehg	133

## Career Pitching Leaders

<b>Wins</b>		<b>Losses</b>		<b>Games</b>	
William Burwell	175	William Burwell	143	Robert Logan	421
Robert Logan	157	Robert Logan	126	William Burwell	395
Carmen Hill	95	Clinton Rogge	84	Tillar Cavet	252
Tillar Cavet	90	Otto Merz	79	Warren Hacker	245
Jesse Petty	88	Carmen Hill	78	Dave Tomlin	229

<b>Saves**</b>		<b>Innings Pitched</b>		<b>Strikeouts</b>	
Scott Service	65	William Burwell	2,746.0	Robert Logan	1,019
Todd Williams	52	Robert Logan	2,474.0	William Burwell	635
Randy St. Claire	49	Tillar Cavet	1,497.0	Stewart Bolen	587
Tim Wood	44	Clinton Rogge	1,411.0	Jesse Petty	565
Rich Sauveur	39	Jesse Petty	1,347.0	Herb Score	530

\*Benny Kauff and M. L. Dolan produced their .370 and .368 career averages in the Federal League

\*\*Saves were not recorded prior to 1969



## FRANCHISE RECORDS

### Single-Season Batting Leaders

#### Batting Average (*2.7 P/League game*)

A. E. "Reb" Russell	.385 (1927)
John Cooney	.371 (1935)
Francis Sigafos	.370 (1933)
Champ Summers	.368 (1978)
Vernon Washington	.367 (1934)

#### At-Bats

Robert Fausett	688 (1936)
John Leary	686 (1916)
Ralph Shinnars	683 (1921)
Walter Rehg	657 (1923)
Edward Sicking	653 (1924)

#### Runs

Len Koenecke	141 (1931)
Ralph Shinnars	138 (1921)
Ted Beard	131 (1948)
Lloyd Christenbury	131 (1923)
George Hogriever	124 (1902)

#### Hits

Ralph Shinnars	236 (1921)
Francis Sigafos	235 (1933)
John Cooney	224 (1935)
Len Koenecke	224 (1931)
Edward Brown	224 (1923)

#### Doubles

Francis Sigafos	53 (1933)
Ralph Shinnars	50 (1921)
Ernest Krueger	45 (1924)
Vincent Shupe	44 (1946)
Edward Brown	44 (1922)

#### Triples

Ralph Shinnars	26 (1921)
Henry Schreiber	21 (1921)
Len Koenecke	19 (1931)
Edward Brown	19 (1923)
Tom McCreery	19 (1904)

#### Home Runs

Rocky Colavito	38 (1954)
Champ Summers	34 (1978)
Wally Post	33 (1953)
Arturo DeFreites	32 (1978)
Cliff Cook	32 (1961)

#### RBI

Leslie Fleming	143 (1948)
Edward Brown	133 (1922)
Len Koenecke	131 (1931)
Ernest Krueger	128 (1924)
Francis Sigafos	126 (1933)

#### Walks

Ted Beard	132 (1949)
Ted Beard	128 (1948)
Minor Heath	127 (1935)
Rudolph Meoli	113 (1977)
Leslie Fleming	103 (1948)

#### Strikeouts

Mike Fuentes	133 (1984)
John Hale	133 (1980)
Willy Garcia	131 (2016)
Brian Bixler	131 (2007)
Brian Bixler	128 (2009)

#### Stolen Bases

Doug Baird	72 (1921)
Joe Kelly	61 (1915)
Edwin Stroud	57 (1966)
Gary Redus	54 (1982)
Ralph Shinnars/William Fox	52 (1921/1903)

#### Hitting Streak (games)

Francis Sigafos	38 (1933)
Ed Stevens	33 (1951)
Rajai Davis	21 (2007)
Eduardo Perez	21 (1996)
Todd Haney	20 (1991)

### Single-Season Pitching Leaders

#### Wins

Jesse Petty	29 (1924)
Tillar Cavet	28 (1919)
Rube Marquard	28 (1908)
Winford Kellum	25 (1903)
Winford Kellum	25 (1902)

#### Losses

Otto Merz	25 (1912)
Harry Allemang	23 (1904)
John Fisher	22 (1906)
William Burwell	21 (1923)
Carmen Hill	21 (1923)

#### Games

Mike Walker	78 (1998)
Douglas Corbett	69 (1979)
George Spencer	68 (1957)
Francis Barrett	65 (1947)
Warren Hacker	65 (1964)

#### Saves\*\*

Bob Scanlan	35 (2000)
Jay Baller*	34 (1989)
Blake Wood	29 (2015)
Mark Corey	28 (2005)
Scott Ruskin	28 (1993)

#### Walks

Harry Weaver	173 (1922)
Dan Tipple	140 (1915)
Herb Score	140 (1954)
W. H. Harrington	137 (1913)
Rube Marquard	135 (1908)

#### Strikeouts

Herb Score*	330 (1954)
Rube Marquard	250 (1908)
Jose Pena	178 (1968)
Robert Locker	178 (1964)
Melvin Queen/Fred Falkenberg	178 (1949/1916)

\*Herb Score's 330 strikeouts in 1954 and Jay Baller's 34 saves in 1989 are American Association records

\*\*Saves were not recorded prior to 1969

# FRANCHISE RECORDS

## Career Individual Batting Records

Individual Batting	No.	Player	Year
Average ( <i>Min. 200 AB</i> ).....	.378	Jim Dyck	1927
Games .....	1,213	Edward Sicking	
At-Bats.....	4,691	Edward Sicking	
Runs .....	788	Edward Sicking	
Hits.....	1,414	Edward Sicking	
Doubles .....	210	Edward Sicking	
Triples.....	.86	Walter Rehg	
Home Runs .....	92	David Revering	
RBI .....	547	Walter Rehg	
Walks .....	707	Ted Beard	
Strikeouts .....	521	Ted Beard	
Stolen Bases.....	282	Alex Reilley	
Hitting Streak ( <i>games</i> ) .....	38	Francis Sigafos	

## Single-Season Individual Batting Records

Individual Batting	No.	Player	Year
Average ( <i>2.7 PA/league game</i> ).....	.385	A.E. Russell	1927
Games .....	170	John Leary	1916
At-Bats.....	688	Robert Fausett	1936
Runs .....	141	Len Koenecke	1931
Hits.....	236	Ralph Shinnars	1921
Doubles .....	53	Francis Sigafos	1933
Triples.....	26	Ralph Shinnars	1921
Home Runs .....	38	Rocky Colavito	1954
RBI .....	143	Leslie Fleming	1948
Walks .....	132	Ted Beard	1949
Strikeouts .....	133	Mike Fuentes/John Hale	1984/1980
Stolen Bases.....	72	Doug Baird	1921
Hitting Streak ( <i>games</i> ) .....	38	Francis Sigafos	1933

## Career Individual Pitching Records

Individual Pitching	No.	Player	Year
Wins .....	175	William Burwell	
Losses .....	143	William Burwell	
Games .....	421	Robert Logan	
Games Started.....	234	Robert Logan	
Shutouts .....	2	Several Players	
Saves.....	.65	Scott Service	
Innings Pitched .....	2,746.0	William Burwell	
Hits Allowed.....	3,080	William Burwell	
Runs Allowed.....	1,414	William Burwell	
Home Runs Allowed.....	.61	Cloyd Boyer	
Walks Allowed.....	631	Robert Logan	
Strikeouts .....	1,019	Robert Logan	

## Single-Season Individual Pitching Records

Individual Pitching	No.	Player	Year
Wins .....	29	Jesse Petty	1924
Losses .....	25	Otto Merz	1912
Games .....	78	Mike Walker	1998
Games Started.....	35	Ray Starr	1941
Shutouts .....	2	Four Players	N/A
Saves.....	35	Bob Scanlan	2000
Innings Pitched .....	367.0	Rube Marquard	1908
Hits Allowed.....	411	William Burwell	1923
Runs Allowed.....	181	Carmen Hill	1923
Home Runs Allowed .....	.27	Mario Soto	1978
Walks Allowed.....	173	Harry Weaver	1922
Strikeouts .....	330	Herb Score	1954

ORGANIZATION

2019 INDIANS

IL & OPPONENTS

2018 REVIEW

PIRATES

HISTORY

GENERAL

## FRANCHISE RECORDS

### Single-Season Team Batting Records

Team Batting	High	Year	Low	Year
Runs	1,284	1931	291	1918
Hits	2,230	1931	612	1918
Doubles	378	1931	78	1918
Triples	133	1922	22	1992
Home Runs	193	1995	7	1918
RBI	1,049	1931	461	1976
Stolen Bases	240	1916, 1915	30	1957

### Single-Season Team Pitching Records

Team Pitching	High	Year	Low	Year
ERA	5.47	1930	2.34	1916
Complete Games	131	1904	0	2008
Shutouts	20	1975	3	1981
Saves	52	1984	19	1975
Innings Pitched	1,730.0	1927	738.0	1918
Hits Allowed	2,032	1931	656	1918
Runs Allowed	1,087	1927	275	1918
Earned Runs Allowed	852	1927	201	1918
Home Runs Allowed	145	2005	57	1989
Hit Batsmen	80	2010	14	1983, 1967, 1966
Walks Allowed	670	1949	210	1918
Strikeouts	1,153	2013	242	1918
Wild Pitches	90	1998	9	1917



Jameson Taillon added 37 strikeouts in 2013. (Photo by Mark Dickhaus)

### 2013 INDIANS - 1,153 SO

PITCHER	SO	PITCHER	SO
Alderson, Tim	38	Mathis, Doug	4
Black, Vic	63	Mazzaro, Vin	9
Bromberg, David	8	McDonald, James	12
Brown, Brooks	69	McPherson, Kyle	2
Cole, Gerrit	47	Morris, Bryan	4
Colon, Roman	1	Morton, Charlie	12
Contreras, Jose	24	Oliver, Andy	138
Cordier, Erik	65	Pimentel, Stolmy	62
Cumpton, Brandon	90	Reid, Ryan	56
Farnsworth, Kyle	3	Rodriguez, Wandy	5
Godfrey, Graham	45	Sadler, Casey	5
Gomez, Jeanmar	7	Severino, Atahualpa	48
Hague, Matt	2	Taillon, Jameson	37
Hollingsworth, Ethan	6	Thornton, Zack	31
Hughes, Jared	18	Waldrop, Kyle	15
Irwin, Phil	8	Welker, Duke	65
Johnson, Kris	94	Zagurski, Mike	37
Liriano, Francisco	23		

Led by International League All-Star Andy Oliver, the 2013 Indianapolis Indians pitching staff established a franchise record with 1,153 strikeouts during the regular season.

# VICTORY FIELD ERA RECORDS

## Single-Game Team Batting Records

Team Batting	Record	Home/Road
Most Runs .....	21	19 - 5/6/04 vs. CHA (19-3) 21 - 7/6/17 at COL (21-1)
Most Runs, Both Clubs .....	33	33 - 4/24/98 vs. DUR (12-21) 27 - 6/3/16 at TOL [13] (16-11) 5/30/99 at PAW (12-15) 7/20/98 at ROC (7-20) 7/3/97 at NAS (16-11)
Most Runs, Inning .....	11	10 - 6/23/97 vs. IOWA (4th inn.) 11 - 6/8/00 at OTT (3rd inn.)
Most Hits .....	23	22 - 5/31/05 vs. LOU 7/23/01 vs. TOL 23 - 4/27/18 at COL
Most Doubles .....	11	8 - 7/23/01 vs. TOL 11 - 7/8/11 at LOU
Most Triples .....	(4x) 3	3 - 5/28/15 vs. LOU 5/25/12 vs. LOU 3 - 4/22/16 at LOU 6/3/10 at GWN
Most Home Runs .....	(2x) 7	5 - 6/27/10 vs. TOL 7 - 7/6/17 at COL 7/3/97 at NAS
Most Home Runs, Both Clubs .....	10	10 - 7/3/97 at NAS
Most Home Runs, Inning .....	(2x) 4	4 - 4/26/16 at DUR (9th inn.) 4 - 5/20/98 at PAW (5th inn.)
Most RBI .....	21	18 - 5/6/04 vs. CHA 21 - 7/6/17 at COL
Most Stolen Bases .....	9	9 - 5/4/09 vs. SWB 6 - 4/19/07 at NOR
Most Walks .....	(2x) 13	11 - 7/5/00 (2) vs. NOR 8/12/97 vs. NAS 13 - 7/6/17 at COL 7/6/98 at LOU
Most Strikeouts .....	20	20 - 5/10/14 vs. NOR 17 - 6/12/05 at ROC 5/2/98 at COL
Most Hit By Pitch .....	6	4 - MR: 7/16/07 vs. SWB 6 - 7/17/09 at PAW
Most Left on Base .....	17	17 - 8/1/15 vs. CHA 16 - 6/15/18 at COL 7/10/13 at COL 7/17/09 at PAW

ORGANIZATION

2019 INDIANS

IL & OPPONENTS

2018 REVIEW

PIRATES

HISTORY

GENERAL

## VICTORY FIELD ERA RECORDS

### Single-Game Team Pitching Records

Team Pitching	Record	Home/Road
Most Runs Allowed .....	21	21 - 4/24/98 vs. DUR 20 - 7/20/98 at ROC
Most Hits Allowed .....	23	23 - 5/9/14 vs. NOR 21 - 7/12/07 at ROC
Most Home Runs Allowed.....	(3x) 6	4 - 7/15/18 vs. TOL 7/26/17 vs. ROC 6/3/08 vs. LHV 6 - 6/21/15 at CHA 5/19/12 at BUF 7/28/05 at SYR
Most Hit Batters .....	(3x) 4	4 - 4/6/18 vs. COL 4/26/14 vs. SYR 7/20/05 vs. SYR 3 - 6/23/15 at GWN 6/12/10 at SWB 5/1/03 at RIC 8/12/02 at TOL 7/26/00 at PAW 4/10/00 at NOR 7/23/99 at NOR 4/16/98 at CHA
Most Walks Allowed .....	14	14 - 7/6/09 vs. LOU 12 - 9/1/15 at COL
Most Strikeouts.....	20	19 - 7/30/17 vs. PAW 20 - 8/15/03 (1) at CHA
Most Wild Pitches .....	6	4 - 4/10/05 vs. PAW 6 - 7/19/97 at NO

### Low-Hit Games in Victory Field Era

#### No Hitters:

8/9/12 vs. CHA - **Justin Wilson** (8.0 IP, 0 H, 0 R, 0 ER, 1 BB, 5 SO) - Win, 3-0  
 4/29/12 at DUR - **Justin Wilson/Jose Diaz/Doug Slaten** - Win, 2-0  
 5/15/05 vs. NOR - **Ian Snell** (9.0 IP, 0 H, 0 R, 0 ER, 1 BB, 9 SO) - Win, 4-0

#### One-Hitters:

\*7/29/18 (2) at BUF - **Damien Magnifico/Jesus Liranzo** - Win, 2-0  
 4/23/16 at LOU - **Jameson Taillon/Jorge Rondon/Trey Haley** - Win, 1-0  
 7/14/00 (2) at TOL - **Ben Sheets** (7.0 IP, 1 H, 1 R, 0 ER, 0 BB, 8 SO) - Win, 2-1  
 8/23/97 vs. LOU - **Steve Parris** (9.0 IP, 1 H, 0 R, 0 ER, 3 BB, 11 SO) - Win, 2-0  
 7/24/96 (1) at NO - **Travis Buckley** (6.0 IP, 1 H, 1 R, 1 ER, 2 BB, 1 SO) - Loss, 1-0

\*The Indians played as the away team in Game 2 of a doubleheader at Victory Field

### No-Hitters Prior to Victory Field Era

8/6/88 at Nashville - **Randy Johnson/Pat Pacillo** (8 IP) - Loss, 1-0  
 8/27/85 (1) vs. Buffalo - **Rich Stoll** (7.0 IP, 0 H, 0 R, 0 ER, 1 BB, 4 SO) - Win, 3-0  
 8/29/79 at Evansville - **Paul Moskau/Davis May/Sheldon Burnside/Angel Torres** - Win, 5-0  
 5/24/74 at Omaha - **Tom Carroll** (9.0 IP, 0 H, 0 R, 0 ER, 2 BB, 5 SO) - Win, 2-0  
 7/4/70 (1) vs. Evansville - **Milt Wilcox** (7.0 IP, 0 H, 0 R, 0 ER, 3 BB, 3 SO) - Win, 2-0  
 7/24/59 vs. Minneapolis - **Gary Peters** (9.0 IP, 0 H, 0 R, 0 ER, 5 BB, 4 SO) - Win, 5-0  
 5/17/45 at Kansas City - **Edward Wright** (9.0 IP, 0 H, 0 R, 0 ER, 3 BB, 7 SO) - Win, 2-0  
 9/2/1916 vs. Columbus - **Victor Aldridge** - Win, 3-0  
 9/3/1908 at Columbus - **Rube Marquard** - Win, 7-0

# VICTORY FIELD ERA RECORDS

## Single-Game Individual Batting Records

Individual Batting	Record	Home/Road
Most At-Bats .....	9	9 - Alex Presley, 7/10/13 at COL 8 - Jim Rushford, 8/15/03 (1) at CHA
Most Runs .....	5	4 - MR: Steve Pearce, 5/29/09 vs. PAW 5 - Chris Jones, 6/8/00 at OTT
Most Hits .....	(13x) 5	5 - MR: Kevin Newman, 8/7/18 vs. LHV 5 - MR: Kevin Kramer, 7/19/18 at GWN
Most Doubles .....	(16x) 3	3 - MR: Josh Bell, 6/11/16 vs. SYR 3 - Tony Sanchez, 7/11/14 vs. COL
Most Triples .....	(7x) 2	2 - MR: Willy Garcia, 4/27/16 at NOR 2 - Michael Ryan, 8/11/07 vs. TOL
Most Home Runs .....	3	3 - Micah Franklin, 9/1/01 vs. TOL 2 - MR: Jordan Luplow, 5/2/18 at TOL
Most RBI .....	7	7 - Jacob Stallings, 5/31/16 vs. ROC 6 - MR: Steve Pearce, 8/16/07 at DUR
Most Stolen Bases .....	5	5 - Nyjer Morgan, 8/15/08 vs. DUR 4 - Rajai Davis, 8/4/06 at COL
Most Walks .....	4	4 - MR: Steve Pearce, 4/22/10 vs. LOU 4 - Several Times
Most Strikeouts .....	5	5 - Larry Broadway, 4/12/09 vs. TOL 4 - MR: Christopher Bostick, 6/26/18 at TOL
Longest Hitting Streak .....	21	Rajai Davis, 5/12-6/3/07
Consec. Games w/ HR .....	5	Ryan Thompson, 4/12-16/02 (7 HR)

## Three-Homer Games

### Victory Field Era:

9/1/01 vs. Toledo - Micah Franklin

### Prior to Victory Field Era:

8/22/95 at Omaha - Willie Greene  
4/11/93 vs. Oklahoma City - Brian Dorsett  
6/3/86 vs. Oklahoma City - Mike Hocutt  
5/10/84 vs. Evansville - Mike Stenhouse  
6/27/81 at Springfield - Nick Esasky  
8/25/65 at Oklahoma City - Dick Kenworthy

## Hitting For The Cycle

\*8/7/18 vs. LHV - **Kevin Newman** (5-for-5, 2 2B, 2 R, 3 RBI)  
\*8/7/18 vs. LHV - **Jacob Stallings** (4-for-5, 2 R, 3 RBI)  
4/22/16 at LOU - **Josh Bell** (4-for-5, 2 R, 5 RBI)  
6/2/12 vs. SYR - **Jeff Clement** (4-for-4, 2 R, 3 RBI)  
6/27/10 vs. TOL - **Alex Presley** (5-for-6, 2 1B, 2 R, 2 RBI)  
7/10/03 vs. NOR - **Jason Conti** (4-for-5, 3 R, 3 RBI)

\*Both cycles were completed in the 8th inning

# VICTORY FIELD ERA RECORDS

## Single-Game Individual Pitching Records

Individual Pitching	Record	Home/Road
Most Hits Allowed .....	(2x) 14	14 - Kyle Peterson, 7/26/01 vs. PAW 14 - John Snyder, 7/14/01 at DUR
Most Runs Allowed .....	(3x) 11	11 - MR: Runelvys Hernandez, 7/22/07 vs. DUR 11 - Cory Stewart, 6/29/05 at OTT
Most ER Allowed .....	(7x) 10	10 - MR: Hansel Izquierdo, 7/20/05 vs. SYR 10 - MR: Casey Sadler, 6/21/15 at CHA
Most HR Allowed* .....	(4x) 4	4 - MR: Daniel McCutchen, 8/27/2008 vs. LOU 4 - MR: Casey Sadler, 6/21/15 at CHA
Most Hit Batters .....	(4x) 3	3 - MR: Rick van den Hurk, 6/28/12 vs. TOL 2 - Several Times
Most Walks .....	(7x) 7	7 - MR: Eric Hacker, 5/31/09 vs. PAW 7 - MR: Luis Munoz, 4/6/08 at PAW
Most Strikeouts.....	17	17 - Ian Snell, 6/28/09 vs. TOL
Most Wild Pitches .....	5	4 - Bobby Bradley, 4/10/05 vs. PAW 5 - Jeff Tabaka, 7/19/97 at NO
Fewest Hits, CG (9-Inn.) .....	0	0 - Ian Snell, 5/15/05 vs. NOR 2 - MR: Jimmy Osting, 5/7/02 at PAW
Fewest Hits, CG .....	0	0 - Justin Wilson, 8/9/12 vs. CHA (8.0 inn.) 1 - MR: Ben Sheets, 7/14/00 (2) at TOL (7.0 inn)
Most Consecutive Strikeouts.....	13	13 - Ian Snell, 6/28/09 vs. TOL

*\*(Thru '05 MLBAM Data Tracking)*

## 10+ Strikeouts In A Game (By Most K)

6/28/09 vs. TOL - <b>Ian Snell</b> (17 K, 7.0 IP)	7/5/18 vs. LOU - <b>Mitch Keller</b> (10 K, 6.0 IP)
4/28/98 vs. CHA - <b>Steve Parris</b> (16 K, 7.0 IP)	4/7/18 vs. COL - <b>Tyler Eppler</b> (10 K, 5.2 IP)
7/1/06 at TOL - <b>Oliver Perez</b> (13 K, 7.0 IP)	4/6/18 vs. COL - <b>Nick Kingham</b> (10 K, 5.0 IP)
7/30/17 vs. PAW - <b>Tyler Glasnow</b> (12 K, 6.1 IP)	8/17/17 at BUF - <b>Tyler Glasnow</b> (10 K, 6.2 IP)
6/26/17 vs. DUR - <b>Tyler Glasnow</b> (12 K, 6.0 IP)	6/19/17 vs. TOL - <b>Drew Hutchison</b> (10 K, 7.0 IP)
6/27/09 vs. TOL - <b>Tom Gorzelanny</b> (12 K, 5.0 IP)	9/1/16 (2) vs. LOU - <b>Trevor Williams</b> (10 K, 6.1 IP)
6/17/07 at DUR - <b>John Wasdin</b> (12 K, 7.2 IP)	5/28/14 vs. BUF - <b>Vance Worley</b> (10 K, 8.0 IP)
5/31/98 vs. RIC - <b>Steve Parris</b> (12 K, 8.0 IP)	4/19/13 at LOU - <b>Andy Oliver</b> (10 K, 6.0 IP)
5/8/97 vs. OMA - <b>Brett Tomko</b> (12 K, 6.1 IP)	8/29/11 at TOL - <b>Nelson Figueroa</b> (10 K, 9.0 IP)
8/11/17 vs. SYR - <b>Tyler Glasnow</b> (11 K, 7.0 IP)	5/17/10 at TOL - <b>Brad Lincoln</b> (10 K, 7.0 IP)
7/20/17 at GWN - <b>Tyler Glasnow</b> (11 K, 6.0 IP)	8/10/08 at ROC - <b>Tom Gorzelanny</b> (10 K, 5.2 IP)
7/1/17 vs. LOU - <b>Tyler Glasnow</b> (11 K, 5.2 IP)	6/16/07 at DUR - <b>Shane Youman</b> (10 K, 7.1 IP)
6/20/17 vs. TOL - <b>Tyler Glasnow</b> (11 K, 5.0 IP)	6/14/06 at ROC - <b>Tom Gorzelanny</b> (10 K, 7.0 IP)
5/14/16 at SWB - <b>Jameson Taillon</b> (11 K, 6.0 IP)	8/14/04 at LOU - <b>Travis Phelps</b> (10 K, 7.0 IP)
5/07/16 vs. LOU - <b>Tyler Glasnow</b> (11 K, 7.0 IP)	8/7/04 vs. CHA - <b>Jorge De La Rosa</b> (10 K, 6.0 IP)
4/27/16 at NOR - <b>Steven Brault</b> (11 K, 6.0 IP)	7/17/04 vs. PAW - <b>Adrian Hernandez</b> (10 K, 7.0 IP)
4/26/16 at DUR - <b>Tyler Glasnow</b> (11 K, 6.0 IP)	7/8/04 vs. OTT - <b>Adrian Hernandez</b> (10 K, 5.2 IP)
5/27/12 at LOU - <b>Jeff Locke</b> (11 K, 6.1 IP)	8/3/03 vs. DUR - <b>Luis Martinez</b> (10 K, 8.0 IP)
7/9/06 vs. TOL - <b>Marty McLeary</b> (11 K, 6.1 IP)	6/17/02 (1) at OTT - <b>Jimmy Osting</b> (10 K, 7.0 IP)
5/3/05 at TOL - <b>Zach Duke</b> (11 K, 6.2 IP)	7/10/97 vs. NO - <b>Giovanni Carrara</b> (10 K, 7.0 IP)
8/23/97 vs. LOU - <b>Steve Parris</b> (11 K, 9.0 IP)	5/6/97 at IOW - <b>Roger Salkeld</b> (10 K, 6.0 IP)
6/11/97 vs. OKC - <b>Scott Klasingbeck</b> (11 K, 8.0 IP)	

### Career Leaders:

- 9 - **Tyler Glasnow**
- 3 - **Tom Gorzelanny**
- 3 - **Steve Parris**
- 2 - **Adrian Hernandez**

# VICTORY FIELD ERA RECORDS

## Single-Season Team Batting

Team Batting	High	Year	Low	Year
Batting Average	.284	1999	.248	2002
Batting Average, Month (Not Incl. Sept.)*	.292	Aug. 2009	.224	July 2016
At-Bats	4,977	1999	4,624	2018
Runs	788	1999	526	2002
Runs, Month (Not Incl. Sept.)	192	June 1999	72	April 2003
Hits	1,411	1999	1,170	2002
Doubles	310	2018	227	2015
Triples	45	2015, 2011	25	2003
Home Runs	160	1998	70	2015
HR, Home*	81	2005	24	2015
HR, Road*	76	2005	44	2012
HR, Month (Not Incl. Sept.)*	39	June 2005	6	April 2018
Grand Slams*	6	2007	(6x) 1	2017, '15, '14, '12, '09, '06
RBI	748	1999	493	2002
RBI, Month (Not Incl. Sept.)*	158	June 2005	75	April 2015
Total Bases	2,235	1999	1,744	2002
Walks	587	1998	369	2003
Strikeouts	1,135	2016	845	2004
Stolen Bases	198	2008	72	2001
Caught Stealing	80	2016, 2008	39	2001
On-Base Percentage	.354	1998	.316	2002
Slugging Percentage	.449	1999	.369	2015
Grounded into Double Play	132	1999	74	2004
Hit by Pitch	98	2007	24	2016
Sacrifice Bunts	77	2015	28	1999
Sacrifice Flies	51	2014, 1999	30	2006

### Miscellaneous:

Consecutive Games Scoring 10+ Runs:	(2x) 3, 5/31-6/2/13 at COL
Consecutive Games w/ HR:	6/9-11/99 vs. DUR/at CHA (2x) 17, 6/26-7/13/98

## Single-Season Team Pitching

Team Pitching	High	Year	Low	Year
ERA	4.95	1999	3.09	2015
Complete Games	8	1997	0	2008
Shutouts	19	2016	5	2002
Saves	48	2006, 1997	27	2001
Innings Pitched	1,298.1	2013	1,205.2	2018
Hits Allowed	1,386	1999	1,119	2012
Runs Allowed	773	1999	500	2012
Earned Runs Allowed	696	1999	441	2015
Home Runs Allowed	145	2005	63	2015
Hit Batsmen	80	2010	34	2006
Walks Allowed	564	1998	393	2006
Strikeouts	1,153	2013	854	1999
Wild Pitches	90	1998	29	2002
Average Against	.283	1999	.233	2012

### Miscellaneous:

Consecutive Shutouts	2, MR: 4/23-24/18 vs. SYR
Consecutive Shutout Innings*	29.0, 4/27-30/12 at DUR
Consecutive Games Allowing 10+ Runs:	4, 8/8-11/98 vs. DUR (3x)/vs. NOR

*\*(Thru '05 MLBAM Data Tracking)*

ORGANIZATION

2019 INDIANS

IL & OPPONENTS

2018 REVIEW

PIRATES

HISTORY

GENERAL



# VICTORY FIELD ERA RECORDS

## Single-Season Individual Batting Records

Individual Batting	No.	Player	Year
Batting Average (Min. 2.7 PA/League Game).....	331	Roberto Petagine	1998
Batting Average, Month* (Min. 75 AB).....	432	Brock Holt	Aug. 2012
Games.....	142	Matt Hague	2013
At-Bats.....	536	Matt Hague	2013
Runs.....	102	Damian Jackson	1998
Runs, Month*.....	28	Austin Meadows	May 2017
Hits.....	166	D.T. Cromer	1999
Hits, Month*.....	43	Josh Bell	June 2016
Singles.....	113	Matt Hague	2011
Doubles.....	37	(5x) MR: Matt Hague	2013
Triples.....	13	Starling Marte	2012
Home Runs.....	30	D.T. Cromer	1999
Home Runs, Month*.....	10	Michael Ryan/Brad Eldred	July 2007/July 2005
Grand Slams*.....	2	Josh Bell/Brandon Moss/Jose Hernandez	2016/2010/2007
Extra-Base Hits.....	71	D.T. Cromer	1999
Total Bases.....	301	D.T. Cromer	1999
RBI.....	109	Roberto Petagine	1998
RBI, Month*.....	31	Brandon Moss	July 2010
Walks.....	90	Max Moroff	2016
Strikeouts.....	131	Willy Garcia/Brian Bixler	2016/2007
Stolen Bases.....	45	Rajai Davis	2006
Stolen Bases, Month*.....	15	Felix Pie/Rajai Davis	May 2013/May 2007
Caught Stealing.....	19	Andrew McCutchen	2008
Slugging Percentage (Min. 2.7 PA/League Game).....	617	Roberto Petagine	1998
On-Base Percentage (Min. 2.7 PA/League Game).....	436	Roberto Petagine	1998
Sacrifice Flies.....	10	Neil Walker/Peter Zoccolillo	2008/2003
Sacrifice Hits.....	13	Gustavo Nunez	2015
Grounded Into Double Play.....	21	Willy Garcia	2016
Hit By Pitch.....	18	Luis Matos	2007

*\*(Thru '05 MLBAM Data Tracking)*

## Indians Leadoff Home Runs (Since 2005)

Date	Player	Date	Player
5/12/18 vs. COL	Kevin Newman	4/18/10 vs. TOL	Neil Walker
5/23/18 vs. LOU	Max Moroff	8/6/10 (2) at DUR	Kevin Melillo
6/3/18 vs. SWB	Christopher Bostick	8/16/10 vs. SYR	Kevin Melillo
7/8/18 vs. COL	Kevin Newman		
8/12/18 vs. PAW	Max Moroff	4/21/09 at TOL	Andrew McCutchen
		5/31/09 vs. PAW	Andrew McCutchen
4/8/17 vs. TOL	Max Moroff	7/6/09 vs. LOU	Brian Bixler
4/19/17 vs. DUR	Max Moroff	7/7/09 at COL	Brian Bixler
4/27/17 (2) at PAW	Christopher Bostick	7/26/09 vs. BUF	Brian Bixler
		8/19/09 at LOU	Jose Tabata
8/20/16 at LOU	Alen Hanson		
		4/7/08 at SYR	Andrew McCutchen
5/30/15 vs. TOL	Alen Hanson	8/8/08 at ROC	Nyjer Morgan
4/16/14 at LOU	Chris Dickerson	6/3/07 vs. CHA	Rajai Davis
6/6/14 at SYR	Gregory Polanco	7/25/07 at COL	Adam Boeve
7/19/14 at COL	Robert Andino		
		5/18/05 at PAW	Chris Duffy
6/2/13 at COL	Chase d'Arnaud	8/14/05 at NOR	Ray Sadler
6/15/13 at DUR	Josh Harrison		

### Career Leaders:

- 4 - Max Moroff
- 3 - Brian Bixler
- 3 - Andrew McCutchen
- 2 - Christopher Bostick
- 2 - Alen Hanson
- 2 - Kevin Melillo
- 2 - Kevin Newman

# VICTORY FIELD ERA RECORDS

## Grand Slams (Since 2005)

Date	Player	Date	Player
6/8/18 at PAW	Max Moroff	4/28/10 at PAW	Brian Myrow
8/3/18 at TOL	Wyatt Mathisen	6/24/10 vs. DUR	Brandon Moss
		7/28/10 at SYR	Brandon Moss
7/23/17 at GWN	Danny Ortiz		
		7/5/09 (2) vs. LOU	Brian Bixler
4/22/16 at LOU	Josh Bell		
6/30/16 at TOL	Pedro Florimon	4/17/08 vs. PAW	Steve Pearce
8/4/16 at COL	Danny Ortiz	5/20/08 vs. LOU	Neil Walker
8/8/16 vs. TOL	Josh Bell	6/12/08 at TOL	Ronny Paulino
8/15/16 vs. LOU	Alen Hanson	8/5/08 at BUF	Michel Hernandez
5/26/15 at BUF	Gorkys Hernandez	4/17/07 at NOR	Ryan Doumit
		5/24/07 at SWB	Nick Green
5/12/14 vs. NOR	Matt Hague	7/5/07 vs. NOR	Yurendell de Caster
		7/15/07 at ROC	Brian Bixler
5/11/13 vs. TOL	Felix Pie	8/18/07 at CHA	Jose Hernandez
5/20/13 at PAW	Jerry Sands	8/25/07 vs. TOL	Jose Hernandez
6/11/13 vs. NOR	Brett Carroll		
8/23/13 at ROC	Lucas May	8/28/06 at RIC	Craig Stansberry
5/27/12 at LOU	Starling Marte	5/10/05 vs. RIC	Yurendell de Caster
		6/25/05 at TOL	Nate McLouth
4/26/11 vs. NOR	Jason Jaramillo	7/10/05 vs. DUR	Ty Wigginton
5/27/11 at PAW	Andy Marte	7/14/05 at CHA	Graham Koonce
8/6/11 vs. TOL	Matt Hague		
8/29/11 at TOL	Pedro Alvarez		

### Career Leaders:

2 - Josh Bell	2 - Jose Hernandez
2 - Brian Bixler	2 - Brandon Moss
2 - Yurendell de Caster	2 - Danny Ortiz
2 - Matt Hague	

## Pinch-Hit Home Runs (Since 2005)

Date	Player (HR Type, Inn.)	Opp. Pitcher	Final Score
5/10/18 at LOU	Wyatt Mathisen (2-Run, 8th)	Kyle Crockett	W, 7-1
6/4/17 vs. GWN	Jason Rogers (Solo, 8th)	Andrew Albers	W, 5-3
6/13/15 vs. GWN	Jaff Decker (Solo, 6th)	Carlos Fisher	W, 4-3
7/21/10 vs. LHV	Jonathan Van Every (2-Run, 7th)	Michael Cisco	L, 12-8
5/29/08 at LHV	Craig Wilson (2-Run, 8th)	John Ennis	L, 8-5
6/16/08 vs. COL	Craig Wilson (2-Run, 8th)	Mike Bacsik	W, 8-3
7/20/08 at COL	Ryan Mulhern (3-Run, 8th)	Zechry Zinicola	W, 11-2
7/31/07 vs. DUR	Jose Hernandez (2-Run, 9th)	Brian Shackelford	W, 5-3
4/19/05 at RIC	Jose Leon (2-Run, 8th)	Seth Greisinger	W, 4-3
6/17/05 vs. BUF	Ronny Paulino (Solo, 9th)	Fernando Cabrera	L, 7-6
8/19/05 vs. SWB	Jorge Velandia (Solo, 6th)	Travis Minix	W, 8-6
8/19/05 vs. SWB	Jon Nunnally (2-Run, 7th)	Brian Sanches	W, 8-6

### Career Leaders:

2 - Craig Wilson

## VICTORY FIELD ERA RECORDS

### Walk-Off Home Runs (Since 2005)

Date	Player (HR Type, No. Outs)	Opp. Pitcher	Final Score
8/15/16 vs. LOU	Allen Hanson (Grand Slam, 1 out)	Kevin Shackelford	5-2
6/16/15 vs. DUR	Jaff Decker (Solo HR, 1 out)	Andy Oliver	3-2 (10)
4/22/13 vs. LOU	Tony Sanchez (2-Run HR, 2 outs)	Clay Hensley	5-4
6/9/13 vs. NOR	Andrew Lambo (Solo HR, 1 out)	Chris Robinson	9-8 (13)
8/25/12 vs. COL	Dallas McPherson (2-Run HR, 1 out)	Tyler Sturdevant	8-6
7/10/11 vs. LOU	John Bowker (2-Run HR, 1 out)	Brad Boxberger	5-3 (10)
6/28/10 vs. TOL	Kevin Melillo (Solo HR, 2 outs)	Jay Sborz	6-5
6/20/08 vs. ROC	Steve Pearce (3-Run HR, 2 outs)	Bobby Korecky	8-7
7/20/07 vs. DUR	Adam Boeve (Solo HR, 0 outs)	Seth McClung	5-4
7/31/07 vs. DUR	Jose Hernandez (2-Run HR, 1 out)	Brian Shackelford	5-3
8/15/07 vs. LOU	Luis Ordaz (Solo HR, 1 out)	Ricky Stone	3-2 (11)
4/21/06 vs. OTT	Yurendell de Caster (2-Run HR, 1 out)	Winston Abreu	4-2
6/24/06 vs. RIC	Adam Boeve (Solo HR, 0 outs)	Franklin Nunez	6-5 (12)
7/4/06 vs. COL	Yurendell de Caster (2-Run HR, 0 outs)	Jesus Colome	5-3
4/8/05 vs. PAW	Graham Koonce (Solo HR, 0 outs)	Jason Kershner	7-6
5/10/05 vs. RIC	Yurendell de Caster (Grand Slam, 1 out)	Chris Mears	10-6
6/4/05 vs. CHA	Jose Leon (3-Run HR, 2 outs)	Matt Smith	9-6
7/10/05 vs. DUR	Ty Wigginton (Grand Slam, 0 outs)	Lee Gardner	9-5

#### Career Leaders:

- 3 - Yurendell de Caster
- 2 - Adam Boeve

### Back-to-Back Home Runs (Since 2005)

Date	Players
5/30/18 vs. GWN	Erich Weiss/Pablo Reyes (4th inn.)
6/14/18 vs. TOL	Max Moroff/Ryan Lavarney (2nd inn.)
4/29/17 at SWB	Elias Diaz/Jason Rogers (1st inn.)
6/18/17 at CHA	Eric Wood/Danny Ortiz (8th inn.)
6/28/17 vs. DUR	Eric Wood/Erich Weiss (4th inn.)
8/21/17 vs. LOU	Jacob Stallings/Erich Weiss (7th inn.)
4/20/16 vs. TOL	Jason Rogers/Josh Bell (8th inn.)
4/26/16 at DUR	Willy Garcia/Pedro Florimon (9th inn.)
8/2/16 at COL	Danny Ortiz/Gift Ngoepe (2nd inn.)
6/28/13 vs. ROC	Jared Goedert/Brett Carroll (4th inn.)
8/11/12 at COL	Yamaico Navarro/Tony Sanchez (4th inn.)
8/25/12 vs. COL	Brandon Boggs/Yamaico Navarro (1st inn.)
4/20/10 vs. COL	Jose Tabata/Neil Walker (4th inn.)
6/12/10 at SWB	Pedro Alvarez/Jeff Clement (2nd inn.)
6/27/10 vs. TOL	Jeff Clement/Brian Myrow (2nd inn.)
4/25/09 at COL	Neil Walker/Jeff Salazar (2nd inn.)
5/8/09 at SYR	Steve Pearce/Neil Walker (6th inn.)
6/9/09 at BUF	Garrett Jones/Steve Pearce (4th inn.)
6/22/09 (1) at SWB	Garrett Jones/Erik Kratz (2nd inn.)
8/25/09 vs. COL	Tagg Bozied/Erik Kratz (3rd Inn.)
5/17/08 at LOU	Neil Walker/Craig Wilson (2nd inn.)
6/5/08 vs. LHV	Carlos Maldonado/Andrew McCutchen (8th inn.)
6/25/08 vs. BUF	Neil Walker/Steve Pearce (3rd inn.)
7/20/08 at COL	Andrew McCutchen/Neil Walker (8th inn.)
5/14/07 vs. OTT	Chris Aguila/Michael Ryan (7th inn.)
7/4/07 vs. LOU	Brad Eldred/Russ Johnson (1st inn.)
7/5/07 vs. NOR	Michael Ryan/Brad Eldred (1st inn.)
5/4/05 at TOL	Cesar Crespo/Jose Castillo (3rd inn.)
6/19/05 vs. BUF	Ty Wigginton/Ronny Paulino (5th inn.)
7/14/05 at CHA	Ty Wigginton/Graham Koonce (1st inn.)

# VICTORY FIELD ERA RECORDS

## Single-Season Individual Pitching Records

Individual Pitching	No.	Player	Year
Wins	14	Horacio Estrada/Denny Harriger	2000/1999
Losses	14	Adam Wilk	2014
ERA (Min. 100 IP)	1.87	Tyler Glasnow	2016
Games	78	Mike Walker	1998
Games Started	29	Rodney Bolton	1998
Complete Games	3	Jimmy Osting/Horacio Estrada/Kirt Ojala	2002/2000/1996
Shutouts	2	Ben Hendrickson/Horacio Estrada	2004/2000
Saves	35	Bob Scanlan	2000
Innings Pitched	177.0	Rodney Bolton	1998
Hits Allowed	210	Tim Harikkala	2001
Runs Allowed	115	John Snyder	2001
Earned Runs Allowed	91	Tim Harikkala/John Snyder	2001
Home Runs Allowed	23	Tyler Eppler/Scott Klasingbeck/Travis Buckley	2017/1997/1996
Hit Batters	15	Sean Gallagher	2011
Walks Allowed	112	Andy Oliver	2013
Strikeouts	140	Tyler Glasnow	2017
Wild Pitches	18	Mike Remlinger	1996

### Miscellaneous:

Consecutive Scoreless IP*	25.0	Scott Strickland	4/6-5/26/06
Consecutive Saves w/o Blown Save*	16	Chris Bootcheck	5/16-8/6/09

*\*(Thru '05 MLBAM Data Tracking)*

## Indians Complete Games

Date	Opponent	Player
5/6/18	vs. GWN	<b>Clay Holmes</b> (5.0 IP, 4 H, 4 R, 4 ER, 2 BB, 7 SO) - Loss, 4-1
*7/27/18 (2)	at BUF	<b>Casey Sadler</b> (7.0 IP, 7 H, 3 R, 3 ER, 0 BB, 4 SO) - Win, 6-3
8/14/18	at SWB	<b>Nick Kingham</b> (4.0 IP, 10 H, 7 R, 7 ER, 1 BB, 1 SO) - Loss, 7-3
7/28/17 (1)	vs. PAW	<b>Drew Hutchison</b> (7.0 IP, 8 H, 5 R, 5 ER, 3 BB, 5 SO) - Loss, 5-0
8/10/17	vs. SYR	<b>Nick Kingham</b> (9.0 IP, 2 H, 1 R, 1 ER, 0 BB, 8 SO) - Win, 3-1
8/28/17 (1)	at LOU	<b>Tyler Eppler</b> (7.0 IP, 6 H, 1 R, 1 ER, 0 BB, 2 SO) - Win, 7-1
7/1/16 (1)	at TOL	<b>Wilfredo Boscan</b> (6.0 IP, 9 H, 5 R, 5 ER, 1 BB, 4 SO) - Loss, 5-3
4/28/15 (1)	at LOU	<b>Casey Sadler</b> (6.0 IP, 6 H, 3 R, 3 ER, 3 BB, 2 SO) - Loss, 3-2
5/15/15	vs. NOR	<b>Casey Sadler</b> (7.0 IP, 2 H, 1 R, 1 ER, 0 BB, 6 SO) - Win, 9-1
8/21/15	at CHA	<b>Vance Worley</b> (7.0 IP, 3 H, 1 R, 0 ER, 1 BB, 9 SO) - Win, 5-1
5/13/14	vs. PAW	<b>Brandon Cumpton</b> (6.0 IP, 7 H, 2 R, 2 ER, 4 BB, 1 SO) - Win, 6-2
5/19/14 (2)	at GWN	<b>Casey Sadler</b> (7.0 IP, 6 H, 3 R, 2 ER, 0 BB, 5 SO) - Win, 4-3
6/12/14	vs. DUR	<b>A.J. Morris</b> (9.0 IP, 6 H, 0 R, 0 ER, 1 BB, 7 SO) - Win, 4-0
7/6/14	vs. LHV	<b>Adam Wilk</b> (9.0 IP, 5 H, 0 R, 0 ER, 1 BB, 4 SO) - Win, 4-0
4/13/13 (1)	at COL	<b>Kris Johnson</b> (6.0 IP, 4 H, 2 R, 2 ER, 3 BB, 3 SO) - Loss, 2-1
7/25/13 (1)	at CHA	<b>Stolmy Pimentel</b> (6.0 IP, 6 H, 1 R, 1 ER, 0 BB, 3 SO) - Loss, 1-0
7/25/13 (2)	at CHA	<b>Brandon Cumpton</b> (6.0 IP, 9 H, 5 R, 4 ER, 2 BB, 2 SO) - Loss, 5-4
5/7/12	vs. LHV	<b>Jo-Jo Reyes</b> (9.0 IP, 3 H, 0 R, 0 ER, 1 BB, 8 SO) - Win, 4-0
7/13/12	vs. COL	<b>Daniel Cabrera</b> (9.0 IP, 6 H, 2 R, 2 ER, 2 BB, 2 SO) - Loss, 2-0
7/21/12 (1)	at TOL	<b>Rudy Owens</b> (6.0 IP, 6 H, 3 R, 3 ER, 2 BB, 4 SO) - Loss, 3-1
8/9/12	vs. CHA	<b>Justin Wilson</b> (8.0 IP, 0 H, 0 R, 0 ER, 1 BB, 5 SO) - Win, 3-0
8/29/11	at TOL	<b>Nelson Figueroa</b> (9.0 IP, 8 H, 1 R, 1 ER, 0 BB, 10 SO) - Win, 9-1
6/24/10	vs. DUR	<b>Charlie Morton</b> (9.0 IP, 2 H, 1 R, 1 ER, 1 BB, 4 SO) - Win, 9-1
5/2/09 (1)	vs. ROC	<b>Tom Gorzelanny</b> (7.0 IP, 8 H, 5 R, 2 ER, 0 BB, 4 SO) - Loss, 5-1
6/17/09 (1)	vs. GWN	<b>Virgil Vasquez</b> (7.0 IP, 5 H, 2 R, 2 ER, 1 BB, 2 SO) - Win, 3-2
7/3/09	at LOU	<b>Tom Gorzelanny</b> (8.0 IP, 5 H, 1 R, 0 ER, 0 BB, 5 SO) - Loss, 1-0
7/5/09 (1)	vs. LOU	<b>Ian Snell</b> (7.0 IP, 5 H, 0 R, 0 ER, 1 BB, 6 SO) - Win, 1-0
7/28/07	vs. CHA	<b>Michael Tejera</b> (9.0 IP, 6 H, 1 R, 1 ER, 1 BB, 2 SO) - Win, 7-1
8/27/07 (1)	vs. COL	<b>Jon Van Benschoten</b> (7.0 IP, 4 H, 0 R, 0 ER, 1 BB, 5 SO) - Win, 7-0

\*The Indians played as the away team in Game 2 of a doubleheader at Victory Field

# VICTORY FIELD ERA RECORDS

## Indians Complete Games (cont.)

Date	Opponent	Player
8/5/06 (1)	at COL	<b>Ryan Vogelsong</b> (6.0 IP, 4 H, 3 R, 3 ER, 1 BB, 4 SO) - Loss, 3-1
8/12/06 (1)	at DUR	<b>Ron Chiavacci</b> (9.0 IP, 5 H, 0 R, 0 ER, 1 BB, 6 SO) - Win, 9-5
4/29/05	vs. COL	<b>Cory Stewart</b> (9.0 IP, 5 H, 3 R, 3 ER, 3 BB, 5 SO) - Loss, 3-2
5/15/05	vs. NOR	<b>Ian Snell</b> (9.0 IP, 0 H, 0 R, 0 ER, 1 BB, 9 SO) - Win, 4-0
6/7/05	at SWB	<b>Bryan Bullington</b> (8.0 IP, 6 H, 4 R, 2 ER, 1 BB, 3 SO) - Loss, 4-3
6/14/05 (1)	at ROC	<b>Zach Duke</b> (7.0 IP, 6 H, 3 R, 2 ER, 1 BB, 5 SO) - Win, 5-3
8/31/05 (1)	vs. TOL	<b>Ian Snell</b> (7.0 IP, 4 H, 1 R, 1 ER, 0 BB, 4 SO) - Loss, 1-0
6/14/04 (2)	at CHA	<b>Pedro Liriano</b> (6.0 IP, 6 H, 2 R, 2 ER, 2 BB, 5 SO) - Loss, 2-1
7/9/04	vs. OTT	<b>Ben Hendrickson</b> (5.0 IP, 4 H, 0 R, 0 ER, 2 BB, 1 SO) - Win, 3-0
7/31/04	at TOL	<b>Wes Obermueller</b> (8.0 IP, 6 H, 2 R, 1 ER, 2 BB, 5 SO) - Loss, 2-0
8/20/04	vs. LOU	<b>Ben Hendrickson</b> (9.0 IP, 2 H, 0 R, 0 ER, 1 BB, 6 SO) - Win, 1-0
6/23/03 (1)	at PAW	<b>Glendon Rusch</b> (7.0 IP, 3 H, 3 R, 3 ER, 1 BB, 5 SO) - Win, 4-3
8/6/03 (1)	at TOL	<b>Pasqual Coco</b> (6.0 IP, 6 H, 3 R, 3 ER, 1 BB, 2 SO) - Loss, 3-2
8/18/03 (1)	vs. TOL	<b>Ben Ford</b> (7.0 IP, 6 H, 1 R, 1 ER, 1 BB, 6 SO) - Win, 3-1
5/7/02	at PAW	<b>Jimmy Osting</b> (9.0 IP, 2 H, 1 R, 1 ER, 2 BB, 8 SO) - Win, 5-1
5/26/02	at BUF	<b>Andrew Lorraine</b> (8.0 IP, 5 H, 1 R, 1 ER, 2 BB, 3 SO) - Loss, 0-1
6/17/02 (1)	at OTT	<b>Jimmy Osting</b> (7.0 IP, 4 H, 0 R, 0 ER, 1 BB, 10 SO) - Win, 2-0
6/26/02	at DUR	<b>Tim Harikkala</b> (9.0 IP, 10 H, 4 R, 4 ER, 2 BB, 2 SO) - Win, 8-4
7/11/02 (1)	vs. CHA	<b>Jimmy Osting</b> (7.0 IP, 4 H, 2 R, 2 ER, 1 BB, 4 SO) - Loss, 2-0
7/20/02	at SYR	<b>Andrew Lorraine</b> (8.0 IP, 7 H, 3 R, 2 ER, 1 BB, 3 SO) - Loss, 3-1
5/24/01	at PAW	<b>Tom Fordham</b> (4.0 IP, 3 H, 3 R, 3 ER, 2 BB, 5 SO) - Loss, 3-1
7/18/01	vs. COL	<b>Butch Henry</b> (9.0 IP, 5 H, 3 R, 3 ER, 2 BB, 7 SO) - Win, 10-3
7/22/01	vs. TOL	<b>Tim Harikkala</b> (9.0 IP, 6 H, 1 R, 1 ER, 0 BB, 5 SO) - Win, 7-1
5/23/00 (1)	at SWB	<b>Everett Stull</b> (7.0 IP, 7 H, 0 R, 0 ER, 3 BB, 7 SO) - Win, 7-0
7/1/00	vs. PAW	<b>Horacio Estrada</b> (9.0 IP, 4 H, 2 R, 2 ER, 1 BB, 4 SO) - Win, 7-2
7/13/00 (1)	at TOL	<b>Horacio Estrada</b> (7.0 IP, 3 H, 0 R, 0 ER, 2 BB, 5 SO) - Win, 3-0
7/14/00 (2)	at TOL	<b>Ben Sheets</b> (7.0 IP, 1 H, 1 R, 0 ER, 0 BB, 8 SO) - Win, 2-1
7/28/00	at SYR	<b>Rafael Roque</b> (9.0 IP, 7 H, 0 R, 0 ER, 1 BB, 5 SO) - Win, 2-0
8/7/00	at LOU	<b>Horacio Estrada</b> (9.0 IP, 4 H, 0 R, 0 ER, 1 BB, 2 SO) - Win, 8-0
8/31/00	vs. LOU	<b>Allen Levrault</b> (9.0 IP, 2 H, 1 R, 1 ER, 0 BB, 9 SO) - Win, 5-1
5/27/99	at SWB	<b>Giovanni Carrara</b> (9.0 IP, 3 H, 0 R, 0 ER, 1 BB, 9 SO) - Win, 5-0
6/17/99 (1)	at DUR	<b>Giovanni Carrara</b> (6.0 IP, 8 H, 3 R, 3 ER, 2 BB, 3 SO) - Loss, 3-1
6/30/99	vs. LOU	<b>Keith Glauber</b> (9.0 IP, 4 H, 0 R, 0 ER, 0 BB, 8 SO) - Win, 3-0
8/15/99	vs. CHA	<b>Denny Harriger</b> (9.0 IP, 3 H, 1 R, 1 ER, 0 BB, 8 SO) - Win, 4-1
5/26/98	at SWB	<b>Steve Parris</b> (9.0 IP, 4 H, 0 R, 0 ER, 3 BB, 9 SO) - Win, 5-0
6/13/98 (2)	vs. OTT	<b>Rod Bolton</b> (7.0 IP, 4 H, 0 R, 0 ER, 2 BB, 5 SO) - Win, 3-0
7/30/98 (2)	at CHA	<b>Mark Corey</b> (6.0 IP, 4 H, 3 R, 3 ER, 3 BB, 2 SO) - Loss, 3-2
5/17/97	at BUF	<b>Giovanni Carrara</b> (8.0 IP, 3 H, 2 R, 1 ER, 3 BB, 7 SO) - Loss, 2-1
7/2/97	at NAS	<b>Pedro Martinez</b> (9.0 IP, 6 H, 0 R, 0 ER, 2 BB, 2 SO) - Win, 9-0
8/8/97 (1)	vs. NAS	<b>Scott Klingenbeck</b> (7.0 IP, 4 H, 2 R, 2 ER, 0 BB, 4 SO) - Win, 7-2
8/10/97 (1)	vs. NAS	<b>Giovanni Carrara</b> (7.0 IP, 11 H, 6 R, 5 ER, 1 BB, 2 SO) - Loss, 6-3
8/20/97 (1)	at NAS	<b>Scott Klingenbeck</b> (7.0 IP, 7 H, 3 R, 3 ER, 3 BB, 3 SO) - Win, 8-3
8/23/97	vs. LOU	<b>Steve Parris</b> (9.0 IP, 1 H, 0 R, 0 ER, 3 BB, 11 SO) - Win, 2-0
8/29/97	vs. LOU	<b>Rod Bolton</b> (9.0 IP, 4 H, 0 R, 0 ER, 0 BB, 3 SO) - Win, 2-0
9/1/97	at LOU	<b>Jim Crowell</b> (9.0 IP, 6 H, 0 R, 0 ER, 3 BB, 2 SO) - Win, 10-0
7/24/96 (1)	at NO	<b>Travis Buckley</b> (6.0 IP, 1 H, 1 R, 1 ER, 2 BB, 1 SO) - Loss, 1-0
7/26/96	at LOU	<b>Giovanni Carrara</b> (9.0 IP, 2 H, 0 R, 0 ER, 0 BB, 7 SO) - Win, 3-0
8/5/96	at NSH	<b>Kirt Ojala</b> (9.0 IP, 2 H, 2 R, 1 ER, 3 BB, 2 SO) - Win, 7-2
9/1/96	at LOU	<b>Tim Pugh</b> (9.0 IP, 2 H, 0 R, 0 ER, 2 BB, 5 SO) - Win, 3-0

### Career Leaders:

5 - Giovanni Carrara	2 - Tom Gorzelanny
4 - Casey Sadler	2 - Tim Harikkala
3 - Horacio Estrada	2 - Ben Hendrickson
3 - Jimmy Osting	2 - Nick Kingham
3 - Ian Snell	2 - Scott Klingenbeck
2 - Rod Bolton	2 - Andrew Lorraine
2 - Brandon Cumpton	

## VICTORY FIELD ERA RECORDS

### Monthly Team Batting (Since 2005)

<u>Batting Average</u>		<u>Hits</u>		<u>Runs*</u>	
August 2009	.292	August 2009	305	June 1999	192
May 2015	.291	August 2005	299	August 2000	178
June 2018	.289	May 2007	298	August 1999	173
April 2007	.289	May 2015	287	June 2005	170
June 2011	.287	August 2008	284	May 1999/May 1998	169

<u>Doubles</u>		<u>Triples</u>		<u>Home Runs</u>	
May 2018	74	June 2016	14	June 2005	39
August 2017	67	June 2012	14	June 2008	36
June 2005	67	June 2011	13	May 2013	34
June 2018	66	April 2014	12	August 2009	32
*Seven others tied at	65	June 2013/June 2010	12	May 2005	32

<u>RBI</u>		<u>Stolen Bases</u>		<u>Walks</u>	
June 2005	158	July 2006	60	May 2013	128
June 2012	153	August 2008	51	July 2010	125
May 2007	146	May 2008	46	April 2013	121
August 2009	145	August 2015	44	June 2016	119
June 2016/May 2013	143	August 2005	44	June 2012	118

### Monthly Team Pitching (Since 2005)

<u>Wins*</u>		<u>Losses*</u>		<u>Games*</u>	
August 1997	23	July 2004	23	August 1997	33
May 2017	21	July 2014	19	August 2003	32
June 1997	21	June 2004	19	June 1996	32
April 2013	20	July 2002	19	May 2009	31
June 2012/August 2000	20	*Seven others tied at	18	*Five others tied at	31

<u>Innings Pitched</u>		<u>ERA</u>		<u>Saves*</u>	
May 2012	278.1	May 2012	2.52	June 1997	16
August 2005	275.0	August 2015	2.57	May 1999	13
August 2011	272.0	April 2013	2.58	April 2013	12
August 2007	272.0	April 2007	2.68	May 2007	12
August 2015/July 2012	270.0	April 2016	2.70	May 2006/June 1999	12

<u>Hit Batsmen</u>		<u>Walks</u>		<u>Strikeouts</u>	
July 2016	21	May 2007	145	August 2012	260
May 2014	21	May 2013	124	June 2017	244
July 2012	19	May 2017	112	April 2013	242
May 2010	19	August 2011	111	May 2018	241
August 2015	18	June 2016	110	May 2017/August 2015	240

\*Monthly totals for runs, wins, losses, games played and saves date back to 1996

ORGANIZATION

2019 INDIANS

IL & OPPONENTS

2018 REVIEW

PIRATES

HISTORY

GENERAL

# VICTORY FIELD ERA RECORDS

## Monthly Individual Batting Leaders (Since 2005)

<b>Batting Average</b>	<i>(Min. 75 AB)</i>	<b>Hits</b>	<b>Runs</b>		
Brock Holt (August 2012)	.432	Josh Bell (June 2016)	43	Austin Meadows (May 2017)	28
Matt Hague (June 2011)	.402	Matt Hague (June 2011)	43	Jordy Mercer (August 2011)	26
Gregory Polanco (April 2014)	.400	Alen Hanson (May 2015)	42	Starling Marte (June 2012)	25
Adam Frazier (June 2016)	.391	Brock Holt (August 2012)	41	Josh Bell (June 2016)	24
Steve Pearce (April 2010)	.367	Alex Presley (May 2011)	40	Alex Presley (May 2011)	23
Josh Bell (June 2016)	.364	Rajai Davis (May 2007)	40	Alex Presley (July 2010)	23
Chris Dickerson (May 2014)	.364	Kevin Newman (May 2018)	39	Alen Hanson (May 2015)	22
Brandon Boggs (June 2012)	.364	Starling Marte (June 2012)	39	Jose Tabata (May 2010)	22
Alen Hanson (May 2015)	.362	Gregory Polanco (April 2014)	38	Andrew McCutchen (May 2009)	22
Ronny Paulino (July 2005)	.362	Josh Harrison (June 2013)	37	Tagg Bozied/Brian Myrow (August 2009)	22
		*Five others tied at	37	*One other tied at	22
<b>Doubles</b>		<b>Triples</b>		<b>Home Runs</b>	
Neil Walker (August 2009)	14	Alen Hanson (May 2015)	5	Michael Ryan (July 2007)	10
Christopher Bostick (May 2018)	13	Josh Harrison (June 2013)	5	Brad Eldred (July 2005)	10
Jordan Luplow (May 2018)	12	Starling Marte (June 2012)	5	Danny Ortiz (July 2017)	8
Josh Harrison (June 2013)	12	Andrew McCutchen (April 2009)	5	Max Moroff (May 2017)	8
Matt Hague (July 2011)	12	Keon Broxton (July 2015)	4	Willy Garcia (August 2015)	8
Kevin Kramer (June 2018)	11	Michael Martinez (April 2014)	4	Brandon Moss (July 2010)	8
Jose Osuna (July 2016)	11	Alex Presley (July 2013)	4	Josh Bell (June 2016)	7
Tony Sanchez (July 2014)	11	Brian Bixler (June 2008)	4	Andrew Lambo (July 2013)	7
Andrew Lambo (April 2014)	11	Brian Bixler (May 2007)	4	Andrew Lambo (June 2013)	7
Hague/Gorkys Hernandez (June 2011)	11	Chris Duffy (May 2005)	4	John Bowker (July 2011)	7
*One other tied at	11			*Two others tied at	7
<b>RBI</b>		<b>Stolen Bases</b>		<b>Walks</b>	
Brandon Moss (July 2010)	31	Felix Pie (May 2013)	15	Max Moroff (June 2016)	23
Pedro Alvarez (May 2010)	30	Rajai Davis (May 2007)	15	Keon Broxton (August 2015)	22
Neil Walker (August 2009)	29	Eury Perez (June 2017)	13	Brian Myrow (July 2009)	22
Starling Marte (June 2012)	28	Nyjer Morgan (July 2008)	13	Max Moroff (May 2017)	21
Josh Bell (June 2016)	26	Nyjer Morgan (April 2007)	13	Max Moroff (August 2016)	21
Brandon Moss (June 2010)	26	Chris Duffy (July 2006)	13	Brett Carroll (June 2013)	20
Brad Eldred (July 2005)	26	Alen Hanson (July 2016)	12	Max Moroff (August 2018)	19
Gregory Polanco (April 2014)	25	Keon Broxton (August 2015)	12	Matt Hague (May 2014)	19
Brian Myrow (August 2009)	25	Nyjer Morgan (August 2008)	12	Matt Hague (July 2013)	19
Michael Ryan (July 2007)	25	Andrew McCutchen (May 2008)	12	Jerry Sands (May 2013)	19
		*Three others tied at	12	*Two others tied at	19

# VICTORY FIELD ERA RECORDS

## Monthly Individual Pitching Leaders (Since 2005)

<b>Wins</b>	<b>Losses</b>	<b>Games</b>
Tyler Glasnow (July 2017) 5	Adam Wilk (August 2014) 4	Atahualpa Severino (August 2013) 15
Steven Brault (June 2017) 5	Adam Wilk (July 2014) 4	Jared Hughes (August 2011) 14
John Van Benschoten (May 2007) 5	Adam Wilk (May 2014) 4	Justin Thomas (June 2011) 14
Brandon Duckworth (May 2006) 5	Brian Burres/Sean Gallagher (April 2011) 4	Blake Wood (August 2015) 13
Tyler Eppler/Clay Holmes (June 2018) 4	Michael Crotta (August 2010) 4	Bobby LaFromboise (July 2015) 13
Nick Kingham (August 2017) 4	Bryan Bullington/Ty Taubenheim (April 2008) 4	Tim Wood (July 2012) 13
Trevor Williams (July 2016) 4	Bullington/Marty McLeary (August 2007) 4	Tim Wood (May 2012) 13
Frank Duncan (June 2016) 4	Josh Sharpless (July 2007) 4	Daniel Moskos (August 2011) 13
Adrian Sampson (May 2015) 4	Matt Ginter (August 2006) 4	Justin Thomas (July 2011) 13
Charlie Leesman (April 2015) 4		Cesar Valdez (May 2011) 13
*18 others tied at 4		*Four others tied at 13
<b>Innings Pitched</b>	<b>ERA</b> <i>(min. 25.0 IP)</i>	<b>Saves</b>
Stolmy Pimentel (July 2013) 40.2	Nick Kingham (June 2014) 0.34	Tim Wood (May 2011) 8
Rudy Owens (May 2012) 40.2	Clay Holmes (June 2018) 0.71	Mark Corey (August 2005) 8
Ross Ohlendorf (August 2008) 40.2	Tyler Glasnow (June 2016) 0.79	Blake Wood (May 2015) 7
Michael Tejera (July 2007) 40.2	Tyler Glasnow (August 2015) 0.81	Tim Wood (June 2012) 7
Tom Gorzelanny (May 2006) 40.2	Trevor Williams (July 2016) 0.98	Tim Wood (July 2011) 7
Zach Duke (May 2005) 40.1	Kris Johnson (July 2013) 1.00	Chris Bootcheck (June 2009) 7
Nick Kingham (August 2017) 40.0	J.T. Brubaker (August 2018) 1.01	Johnny Hellweg (May 2018) 6
Adam Wilk (July 2014) 40.0	Tom Gorzelanny (July 2009) 1.11	Blake Wood (June 2015) 6
Brandon Duckworth (May 2006) 40.0	Bryan Bullington (April 2007) 1.17	Blake Wood (April 2015) 6
Casey Sadler (May 2015) 39.2	Ian Snell (July 2009) 1.19	Andy Oliver (June 2014) 6
*Two others tied at 39.2		*10 others tied at 6
<b>Hit Batsmen</b>	<b>Walks</b>	<b>Strikeouts</b>
Justin Masterson (July 2016) 9	Andy Oliver (June 2013) 32	Tyler Glasnow (July 2017) 54
Nick Kingham (August 2018) 5	Tyler Glasnow (June 2016) 26	Tyler Glasnow (August 2017) 46
Frank Duncan (June 2016) 5	Andy Oliver (May 2013) 26	Ian Snell (May 2005) 43
Sean Gallagher (April 2011) 5	Sean Burnett (May 2007) 23	Radhames Liz (July 2015) 41
Donnie Veal (May 2010) 5	Clay Holmes (May 2018) 21	Tom Gorzelanny (May 2006) 41
Bobby Bradley (April 2005) 5	Cory Stewart (June 2005) 21	Tyler Glasnow (May 2016) 39
Alex McRae (June 2018) 4	Justin Wilson (July 2012) 20	Tyler Glasnow (August 2015) 39
Austin Coley (May 2018) 4	Andy Oliver (April 2013) 19	Andy Oliver (April 2013) 39
Pat Light (April 2017) 4	Marty McLeary (June 2007) 19	Rick van den Hurk (August 2012) 38
Trey Haley (July 2016) 4	Tyler Glasnow (May 2016) 18	Tyler Glasnow (June 2016) 36
*17 others tied at 4	*Three others tied at 18	*One other tied at 36

ORGANIZATION

2019 INDIANS

IL & OPPONENTS

2018 REVIEW

PIRATES

HISTORY

GENERAL



# VICTORY FIELD ERA RECORDS

## Opponent Single-Game Team Batting Records

Team Batting	Record	Home/Road
Most Runs .....	21	21 - 4/24/98 vs. DUR 20 - 7/20/98 at ROC
Most Runs, Inning .....	13	11 - 7/28/08 vs. SYR (2nd inn.) 13 - 7/20/98 at ROC (3rd inn.)
Most Hits .....	23	23 - 5/9/14 vs. NOR 21 - 7/12/07 at ROC
Most Doubles .....	9	8 - 9/3/10 vs. LOU 9 - 7/26/03 at DUR
Most Triples .....	4	3 - 4/30/08 vs. COL 4 - 8/31/98 at TOL
Most Home Runs..... (3x) 6		4 - 7/15/18 vs. TOL 7/26/17 vs. ROC 6/3/08 vs. LHV 6 - 6/21/15 at CHA 5/19/12 at BUF 7/28/05 at SYR
Most RBI .....	20	19 - 4/24/98 vs. DUR 20 - 7/20/98 at ROC
Most Stolen Bases .....	8	8 - 6/6/13 vs. DUR 5 - 5/18/18 at DUR 7/8/12 at COL
Most Walks .....	14	14 - 7/6/09 vs. LOU 12 - 9/1/15 at COL
Most Strikeouts.....	20	19 - 7/30/17 vs. PAW 20 - 8/15/03(1) at CHA
Most Left on Base.....	19	16 - 4/18/02 vs. CHA 19 - 8/15/03 (1) at CHA

## Opponent Single-Game Team Pitching Records

Team Pitching	Record	Home/Road
Most Runs Allowed .....	21	19 - 5/6/04 vs. CHA 21 - 7/6/17 at COL
Most Hits Allowed .....	23	22 - 5/31/05 vs. LOU 7/23/01 vs. TOL 23 - 4/27/18 at COL
Most Home Runs Allowed..... (2x) 7		5 - 6/27/10 vs. TOL 7 - 7/6/17 at COL 7/3/97 at NAS
Most Hit Batters .....	6	4 - MR: 7/16/07 vs. SWB 6 - 7/17/09 at PAW
Most Walks Allowed .....	(2x) 13	11 - 7/5/00 (2) vs. NOR 8/12/97 vs. NAS 13 - 7/6/17 at COL 7/6/98 at LOU
Most Strikeouts.....	20	20 - 5/10/14 vs. NOR 17 - 6/12/05 at ROC 5/2/98 at COL
Most Wild Pitches .....	(2x) 5	5 - 7/13/17 vs. LOU 6/28/12 vs. TOL 3 - 5/19/18 at DUR 6/19/11 at ROC

## VICTORY FIELD ERA RECORDS

### Opponent Single-Game Individual Batting Records

Individual Batting	Record	Home/Road
Most At-Bats .....	8	7 - Several Times 8 - Gload, Burke, Nunez, 8/15/03 (1) at CHA
Most Runs .....	(2x) 5	5 - Patt Lennon, 5/16/00 vs. OTT 5 - Brent Abernathy, 6/19/04 at BUF
Most Hits .....	6	6 - Larry Bigbie, 5/6/02 vs. ROC 5 - MR: Greg Allen, 6/29/18 at COL
Most Doubles .....	4	3 - Several Times 4 - Joe Crede, 5/10/01 at CHA
Most Triples .....	3	2 - Several Times 3 - Henry Mateo, 6/9/01 at OTT
Most Home Runs.....	(3x) 3	3 - Austin Kearns, 7/5/05 vs. LOU Russell Branyan, 7/22/99 vs. BUF 3 - Valentino Pascucci, 6/18/10 at BUF
Most RBI .....	9	9 - Scott McClain, 4/24/98 vs. DUR 8 - Freddy Garcia, 7/27/00 at PAW
Most Stolen Bases .....	(3x) 4	4 - Rich Thompson, 6/6/13 vs. DUR Anton French, 5/15/03 vs. PAW 4 - Freddy Guzman, 7/30/08 at TOL
Most Walks .....	5	5 - Drew Stubbs, 7/6/09 vs. LOU 4 - MR: Mitch Garver, 5/27/17 at ROC
Most Strikeouts.....	5	5 - Francisco Arcia, 6/2/14 vs. SWB 4 - MR: Nellie Rodriguez, 5/7/17 at COL

### Opponent Single-Game Individual Pitching Records

Individual Pitching	Record	Home/Road
Most Hits Allowed .....	16	15 - Mike Maroth, 7/23/01 vs. TOL 16 - Joe Martinez, 5/31/13 at COL
Most Runs Allowed .....	(5x) 11	11 - Ben Hendrickson, 8/17/08 vs. DUR Felipe Lira, 8/20/99 vs. TOL Kennie Steenstra, 5/13/97 vs. IOW 11 - Jason Olsen, 6/11/99 (2) at CHA Rich Pratt, 7/3/97 at NAS
Most ER Allowed .....	(3x) 11	11 - Ben Hendrickson, 8/17/08 vs. DUR Felipe Lira, 8/20/99 vs. TOL 11 - Rich Pratt, 7/3/97 at NAS
Most Hit Batters .....	(3x) 4	3 - MR: Matt Maloney, 4/22/08 vs. LOU 4 - Charlie Zink, 7/17/09 at PAW Ryan Drese, 6/27/01 at BUF Willie Banks, 5/31/01 at SYR
Most Walks Allowed .....	8	8 - Mike Bertotti, 8/12/97 vs. NAS 8 - Dontrelle Willis, 8/30/09 at TOL
Most Strikeouts.....	(2x) 14	14 - Matt Andriese, 5/3/16 vs. DUR Rick Helling, 7/11/96 vs. OKC* 13 - Boof Bonser, 6/12/05 at ROC
Most Wild Pitches .....	5	5 - Andy Oliver, 6/28/12 vs. TOL 2 - Several Times

*\*First Game at Victory Field*

# VICTORY FIELD ERA RECORDS

## Win/Loss Team Records

Team Win/Loss	High (record)	Year	Low (record)	Year
Wins	89 (89-55)	2012	64 (64-78)	2003
Wins (Home)	49 (49-23)	1997	35 (35-37/35-38)	2003/2002
Wins (Road)	43 (43-29)	2000	25 (25-47)	2001
Wins (Month, Not Incl. Sept.)	23 (23-10)	Aug. 1997	7 (7-15/7-17)	April 2017/April 2011
Losses	78 (66-78/64-78/66-78)	2004/2003/2001	55 (89-55)	2012
Losses (Home)	38 (35-38)	2002	23 (49-23)	1997
Losses (Road)	47 (25-47)	2001	29 (43-29)	2000
Losses (Month, Not Inc. Sept.)	23 (8-23)	July 2004	6 (13-6/12-6)	April 2004/April 1998

## Win/Loss Team Streaks

Longest Winning Streaks		Longest Losing Streaks	
14	7/28-8/9/97	13	7/10-24(1)/04
8 (2x)	5/16-21/17	10	8/6(2)-16/98
	6/27-7/4/12	8	6/29-7/5/10
7 (7x)	MR: 6/2-9/18	7	(5x) MR: 5/4-10/14
Wins, Start Season		Losses, Start Season	
5 (2x)	4-4-8(1)/14	4	4-7-10/11
	4/6-10/00	9 (2x)	7/1-22/10
Wins, Home	9 (2x) 4/25-5/12/13		5/5-22/02
	6/9-20/97	Losses, Road	8 (3x) MR: 6/27-7/14/07
Wins, Road	12 5/25(2)-6/24/03		

## Longest Games

Longest Games (Time)		Longest Games (Innings)	
6:20	8/15/03 (1) at CHA (18 inn.)	18 innings	8/15/03 (1) at CHA
5:32 (:19 delay)	7/10/13 at COL (16 inn.)	16 innings	9/4/09 vs. LOU
4:57	4/26/10 at LOU (15 inn.)	16 innings (:19 delay)	7/10/13 at COL
4:46	7/2/12 at LOU (14 inn.)	15 innings	(3x) MR: 5/24/12 vs. LOU
4:42	6/9/13 vs. NOR (13 inn.)		

### Top 10 Longest Games (Time) — Home

4:42	6/9/13 vs. NOR (13 inn.)
4:41	5/12/12 vs. NOR (14 inn.)
4:35	7/19/01 vs. COL (12 inn.)
4:33	6/4/13 vs. DUR (13 inn.)
4:33	5/24/12 vs. LOU (15 inn.)
4:19	8/1/15 vs. CHA (13 inn.)
4:19	4/12/09 vs. TOL (14 inn.)
4:18	4/19/06 vs. OTT (15 inn.)
4:17	5/10/14 vs. NOR (12 inn.)
4:17	6/24/06 vs. RIC (12 inn.)

### Top 10 Longest Games (Innings) — Home

16 innings	9/4/09 vs. LOU
15 innings	5/24/12 vs. LOU
15 innings	4/19/06 vs. OTT
14 innings	5/12/12 vs. NOR
14 innings	4/12/09 vs. TOL
14 innings	4/21/01 vs. RIC
13 innings	(14x) MR: 8/24/15 vs. LOU

### Top 10 Longest Games (Time) — Road

6:20	8/15/03 (1) at CHA (18 inn.)
5:32 (:19 delay)	7/10/13 at COL (16 inn.)
4:57	4/26/10 at LOU (15 inn.)
4:46	7/2/12 at LOU (14 inn.)
4:41	6/8/12 at PAW (13 inn.)
4:32	6/3/16 at TOL (13 inn.)
4:24	4/18/98 at CHA (14 inn.)
4:23	7/31/18 at COL (12 inn.)
4:22	7/23/12 at TOL (14 inn.)
4:18	6/21/16 at GWN (12 inn.)

### Top 10 Longest Games (Innings) — Road

18 innings	8/15/03 (1) at CHA
16 innings (:19 delay)	7/10/13 at COL
15 innings	4/26/10 at LOU
14 innings	7/23/12 at TOL
14 innings	7/2/12 at LOU
14 innings	6/16/01 at ROC
14 innings	7/3/00 at LOU
14 innings	4/18/98 at CHA
14 innings	6/15/97 at NO
13 innings	(11x) MR: 8/20/17 at SYR

### Longest Game (Time) — 9.0 Innings

3:58 (:54 delay)	7/21/06 at RIC
------------------	----------------

# VICTORY FIELD ERA RECORDS

## Shortest Games

### Shortest Games (Time)

1:19 (1:44 delay) .....	7/12/08 vs. TOL (5 inn.)
1:19 .....	7/9/04 vs. OTT (5 inn.)
1:23 (3:26 delay) .....	8/14/18 at SWB (5 inn.)
1:23 (1:00 delay) .....	5/6/18 vs. GWN (5 inn.)
1:25 .....	5/24/01 at PAW (5 inn.)

### Top 10 Shortest Games (Time) — Home

1:19 (1:44 delay) .....	7/12/08 vs. TOL (5 inn.)
1:19 .....	7/9/04 vs. OTT (5 inn.)
1:23 (1:00 delay) .....	5/6/18 vs. GWN (5 inn.)
1:30 .....	7/11/02 (2) vs. CHA (7 inn.)
1:38 .....	6/17/00 (1) vs. SYR (7 inn.)
1:41 .....	8/31/05 (1) vs. TOL (8 inn.)
1:43 .....	4/18/01 (1) vs. LOU (7 inn.)
1:43 .....	8/8/97 (1) vs. NAS (7 inn.)
1:44 .....	6/13/98 (2) vs. OTT (7 inn.)
1:46 .....	7/5/09 (1) vs. LOU (7 inn.)

### Top 10 Shortest Games (Time) — Road

1:23 (3:26 delay) .....	8/14/18 at SWB (5 inn.)
1:25 .....	5/24/01 at PAW (5 inn.)
1:31 .....	7/24/96 (1) at NO (7 inn.)
1:32 .....	6/17/02 (1) at OTT (7 inn.)
1:33 .....	7/23/04 (1) at RIC (7 inn.)
1:33 .....	8/16/98 at DUR (5 inn.)
1:35 .....	7/14/00 (2) at TOL (7 inn.)
1:36 .....	6/3/97 (1) at BUF (7 inn.)
1:39 .....	8/15/18 (2) at SWB (7 inn.)
1:40 .....	(4x) MR: 7/25/13 (1) at CHA (7 inn.)

### Shortest Games (Innings)

5 innings (3:26 delay) .....	8/14/18 at SWB
5 innings (1:00 delay) .....	5/6/18 vs. GWN
5 innings (1:44 delay) .....	7/12/08 vs. TOL
5 innings .....	7/9/04 vs. OTT
5 innings .....	5/24/01 at PAW
5 innings .....	8/16/98 at DUR
6 innings (:53 delay) .....	(5x) MR: 6/21/18 vs. NOR

### Top 10 Shortest Games (Innings) — Home

5 innings (1:00 delay) .....	5/6/18 vs. GWN
5 innings (1:44 delay) .....	7/12/08 vs. TOL
5 innings .....	7/9/04 vs. OTT
6 innings (:53 delay) .....	6/21/18 vs. NOR
6 innings .....	5/21/99 vs. PAW
7 innings .....	(Many) MR: 7/29/18 (2) vs. BUF*

### Top 10 Shortest Games (Innings) — Road

5 innings (3:26 delay) .....	8/14/18 at SWB
5 innings .....	5/24/01 at PAW
5 innings .....	8/16/98 at DUR
6 innings (1:17 delay) .....	7/8/10 at COL
6 innings .....	7/7/04 at SYR
6 innings .....	8/18/01 at TOL
7 innings .....	(Many) MR: 8/15/18 (2) at SWB

\* Indians Played as Away Team

## SHORTEST GAMES OF THE VICTORY FIELD ERA

Each of the Tribe's top 10 shortest games (time), both home and away, have occurred in contests lasting less than 9.0 innings. However, dating back to the beginning of the Victory Field Era (1996), the Indians all-time shortest 9.0-inning home game clocks in at 1:49 on 5/13/98 vs. Pawtucket, while the shortest road contests spanned a time frame of 1:56 (twice), with the most recent occurrence on 5/13/04 at Rochester.

## Holiday Records

### Cinco de Mayo

Date	Opponent	Score	Att.
5/5/18	vs. GWN	W, 4-2	8,800
5/5/17	at COL (PPD)		
5/5/16	DNP		
5/5/15	vs. ROC	L, 15-10	5,070
5/5/14	at SWB	L, 7-6	3,930
5/5/13	at LHV	L, 5-4	10,100
5/5/12	vs. LOU	W, 4-0	7,816
5/5/11	at NOR	W, 9-1	4,006
5/5/10	DNP		
5/5/09	vs. SWB	W, 3-1	4,022
5/5/08	at RIC	L, 3-2	1,792
5/5/07	vs. LOU	W, 8-5	7,561
5/5/06	at DUR	L, 6-1	8,734
5/5/05	at COL	W, 5-2	4,581
5/5/04	vs. CHA	L, 4-1	4,624
5/5/03	at NOR	L, 4-1	3,442
5/5/02	vs. ROC	L, 10-7	7,420
5/5/01	vs. ROC	L, 3-1	10,009
5/5/00	vs. LOU	W, 7-3	8,202
5/5/99	at LOU	W, 9-5	2,933
5/5/98	at TOL (DH)	L, 2-1/W, 3-1	1,975
5/5/97	at IOW	L, 4-0	3,418
5/5/96	at IOW	W, 6-4	8,643

Overall Record: 10-11

### Mother's Day

Date	Opponent	Score	Att.
5/13/18	vs. COL	W, 12-7	6,426
5/14/17	vs. NOR	W, 5-4 (11)	9,001
5/8/16	vs. LOU	L, 5-4	5,952
5/10/15	at SWB	W, 2-1	4,035
5/11/14	vs. NOR	W, 5-2	7,288
5/12/13	vs. TOL	W, 8-2	6,595
5/13/12	vs. NOR	L, 2-0	6,241
5/8/11	at NOR	W, 6-2	3,857
5/9/10	vs. BUF	W, 5-4	6,609
5/10/09	at SYR	L, 12-2	3,019
5/11/08	vs. SWB (PPD)		
5/13/07	vs. OTT	W, 5-3	7,033
5/14/06	vs. DUR	W, 8-1	3,542
5/8/05	at COL	L, 9-0	4,222
5/9/04	at OTT	W, 7-2	1,461
5/11/03	vs. BUF	L, 13-8	5,575
5/12/02	at SWB (PPD)		
5/13/01	at DUR	L, 6-5	6,196
5/14/00	vs. OTT	L, 7-5	7,163
5/9/99	vs. OTT	W, 7-4	8,224
5/10/98	at LOU	L, 5-4	3,130
5/11/97	vs. OMA	W, 14-5	9,638
5/12/96	vs. NAS	W, 5-2	4,223

Overall Record: 13-8

### Memorial Day

Date	Opponent	Score	Att.
5/28/18	at CHA	L, 7-5	6,773
5/29/17	at ROC	L, 5-3	9,593
5/30/16	vs. ROC	L, 7-0	10,985
5/25/15	at BUF	W, 8-4	5,602
5/26/14	vs. BUF	L, 6-2	9,256
5/27/13	vs. PAW	L, 9-1	8,942
5/28/12	vs. DUR	W, 7-4	7,644
5/30/11	vs. SWB	W, 8-5	8,063
5/31/10	at GWN	L, 4-3	5,192
5/25/09	at GWN	W, 5-2	3,841
5/26/08	at LHV	L, 4-2	6,520
5/28/07	vs. BUF	W, 2-1	6,635
5/29/06	at SYR	W, 8-4	4,622
5/30/05	vs. LOU	L, 5-1	8,803
5/31/04	at SWB	W, 2-1	3,451
5/26/03	vs. ROC	L, 6-4	6,833
5/27/02	DNP		
5/28/01	at SYR	L, 2-1	3,998
5/29/00	at ROC	W, 2-1	6,561
5/31/99	at PAW	L, 9-5	5,691
5/25/98	vs. BUF	W, 5-4	4,328
5/26/97	vs. SWB (PPD)		
5/27/96	DNP		

Overall Record: 9-11

# VICTORY FIELD ERA RECORDS

## Holiday Records (cont.)

Father's Day				Fourth of July				Labor Day			
Date	Opponent	Score	Att.	Date	Opponent	Score	Att.	Date	Opponent	Score	Att.
6/17/18	at COL	W, 6-3	8,904	7/4/18	vs. LOU	W, 4-2	14,387	9/3/18	at LOU	W, 4-0	7,171
6/18/17	at CHA	W, 12-11	9,111	7/4/17	vs. COL	L, 1-0	14,366	9/4/17	at TOL	L, 7-4	10,500
6/19/16	at CHA	W, 6-3	10,223	7/4/16	vs. LOU	L, 11-3	14,438	9/5/16	at LOU	L, 4-1	7,203
6/21/15	at CHA	L, 13-1	9,113	7/4/15	vs. LOU	L, 9-2	14,414	9/7/15	at LOU	L, 3-2	6,496
6/15/14	vs. GWN	W, 9-4	14,018	7/4/14	vs. LOU	L, 7-6 (11)	14,303	9/1/14	at LOU	L, 4-3	9,876
6/16/13	at DUR	L, 5-2	9,077	7/4/13	vs. LOU	W, 4-0	14,741	9/2/13	at LOU	L, 7-5	7,898
6/17/12	at CHA	W, 2-1	4,396	7/4/12	vs. LOU	W, 6-1	14,504	9/3/12	at LOU	W, 2-0	8,185
6/19/11	at ROC	W, 8-3	9,367	7/4/11	vs. TOL	L, 2-1	14,333	9/5/11	at LOU	L, 5-2	8,463
6/20/10	at BUF	W, 7-3	11,578	7/4/10	vs. LOU	L, 4-2	15,011	9/6/10	at LOU	L, 3-2	8,251
6/21/09	at SWB (PPD)			7/4/09	vs. LOU (PPD)			9/7/09	at LOU	W, 4-2	8,375
6/15/08	at COL	L, 4-2	7,617	7/4/08	vs. LOU	L, 4-2	15,123	9/1/08	at LOU	W, 5-2	9,465
6/17/07	at DUR	L, 7-3	8,460	7/4/07	vs. LOU	W, 4-3	14,931	9/3/07	at LOU	L, 8-2	8,008
6/18/06	at BUF	W, 6-5	10,122	7/4/06	vs. COL	W, 5-3	15,606	9/4/06	at LOU	W, 5-1	9,982
6/19/05	vs. BUF	W, 10-7	12,767	7/4/05	vs. LOU	L, 4-2	15,649	9/5/05	at TOL	L, 4-3	8,592
6/20/04	at BUF	W, 4-2	8,286	7/4/04	vs. LOU	W, 2-1	16,062	9/6/04	at LOU	L, 7-6	9,413
6/15/03	vs. SWB	L, 5-3	14,569	7/4/03	vs. LOU	L, 3-1	15,852	9/1/03	at TOL (CXL)		
6/16/02	at OTT (PPD)			7/4/02	vs. LOU	W, 12-4	15,983	9/2/02	at LOU	L, 10-5	13,131
6/17/01	at ROC	L, 9-0	8,038	7/4/01	vs. OTT	W, 3-2	15,864	9/3/01	at LOU	L, 3-2	10,985
6/18/00	vs. SYR	L, 5-1	9,350	7/4/00	vs. LOU	W, 7-2	15,880	9/4/00	at LOU	W, 4-3	10,340
6/20/99	vs. ROC	W, 12-1	11,102	7/4/99	vs. SYR	W, 8-6	15,609	9/6/99	at LOU	W, 8-3	6,133
6/21/98	vs. ROC	W, 6-4	11,491	7/4/98	vs. LOU	W, 5-3	15,683	9/7/98	at LOU	W, 6-3	4,429
6/15/97	at NO	L, 2-1	8,711	7/4/97	vs. BUF	L, 6-2	15,648	9/1/97	at LOU	W, 10-0	5,282
6/16/96	vs. OKC	W, 9-1	6,552	7/4/96	at BUF	L, 11-4	20,050	9/2/96	at LOU	L, 3-2	9,184
<b>Overall Record: 13-8</b>				<b>Overall Record: 11-11</b>				<b>Overall Record: 9-13</b>			

## Margins of Victory/Defeat

Largest Margins of Victory		Largest Margins of Defeat	
20.....	21-1, 7/6/17 at COL	16.....	17-1, 8/5/03 vs. COL
16.....	17-1, 7/22/13 at CHA	15.....	16-1, 8/9/07 at LOU
16.....	16-0, 6/11/12 vs. ROC	14.....	15-1, 7/6/09 vs. LOU
16.....	19-3, 5/6/04 vs. CHA	14.....	17-3, 6/2/08 vs. TOL
16.....	18-2, 6/23/97 vs. IOW	14.....	15-1, 6/10/02 at COL

### Top 10 Largest Margins of Victory — Home

16.....	16-0, 6/11/12 vs. ROC
16.....	19-3, 5/6/04 vs. CHA
16.....	18-2, 6/23/97 vs. IOW
14.....	15-1, 5/31/05 vs. LOU
13.....	13-0, 7/19/05 vs. SYR
12.....	14-2, 7/10/14 (2) vs. COL
12.....	15-3, 6/27/10 vs. TOL
12.....	13-1, 8/28/04 vs. COL
12.....	14-2, 8/10/01 vs. RIC
11.....	(5x) MR: 13-2, 6/2/11 vs. SWB

### Top 10 Largest Margins of Defeat — Home

16.....	17-1, 8/5/03 vs. COL
14.....	15-1, 7/6/09 vs. LOU
14.....	17-3, 6/2/08 vs. TOL
13.....	14-1, 7/28/08 vs. SYR
12.....	14-2, 8/27/18 vs. LOU
12.....	17-5, 4/18/08 vs. PAW
12.....	13-1, 7/22/07 vs. DUR
12.....	13-1, 6/1/00 vs. SWB
12.....	13-1, 8/2/99 vs. RIC
11.....	(6x) MR: 16-5, 4/9/09 vs. TOL

### Top 10 Largest Margins of Victory — Road

20.....	21-1, 7/6/17 at COL
14.....	16-2, 5/30/06 at SYR
13.....	16-3, 7/15/07 at ROC
12.....	17-5, 4/27/18 at COL
12.....	13-1, 4/22/16 at LOU
12.....	13-1, 8/2/12 at SWB
12.....	12-0, 8/29/09 at TOL
12.....	18-6, 5/19/98 at PAW
11.....	(12x) MR: 12-1, 4/25/16 at DUR

### Top 10 Largest Margins of Defeat — Road

15.....	16-1, 8/9/07 at LOU
14.....	15-1, 6/10/02 at COL
13.....	15-2, 6/9/11 at BUF
13.....	17-4, 4/8/10 at COL
13.....	16-3, 7/28/05 at SYR
13.....	15-2, 7/28/01 at SWB
13.....	16-3, 7/10/99 at COL
13.....	20-7, 7/20/98 at ROC
12.....	(4x) MR: 13-1, 6/21/15 at CHA

## Largest Crowds

Top 10 Largest Home Crowds		Top 10 Largest Opponent Crowds	
16,168.....	7/22/00 vs. COL	28,540.....	7/26/97 at LOU
16,087.....	5/30/98 vs. BUF	20,050.....	7/4/96 at BUF
16,084.....	8/30/97 vs. LOU	17,080.....	6/29/01 at BUF
16,068.....	8/30/03 vs. COL	16,705.....	4/3/97 at LOU
16,062.....	7/4/04 vs. LOU	16,346.....	7/5/96 at BUF
15,983.....	7/4/02 vs. LOU	15,491.....	9/1/96 at LOU
15,898.....	6/19/99 vs. ROC	15,221.....	6/8/09 at BUF
15,880.....	7/4/00 vs. LOU	15,187.....	4/8/96 at BUF
15,864.....	7/4/01 vs. OTT	15,051.....	7/7/96 at BUF
15,861.....	8/21/99 vs. TOL	14,818.....	8/15/97 at BUF

ORGANIZATION | 2019 INDIANS | IL & OPPONENTS | 2018 REVIEW | PIRATES | HISTORY | GENERAL

# VICTORY FIELD ERA RECORDS

## Opening Day Lineups/Results

Win/Loss Record: 10-12 | Home: 6-6 Road: 4-6

Current Streak: L1 (Since 2018)

**1997**

Curtis Goodwin	CF
Pokey Reese	SS
Tim Belk	1B
Brian Hunter	RF
Glenn Murray	LF
Paul Bako	C
Aaron Boone	3B
Billy Hall	2B
Roger Salkeld	P

**IND at LOU** L, 10-3

**1998**

Damian Jackson	SS
Kevin Baez	3B
Roberto Petagine	1B
Glenn Murray	DH
Chad Mottola	RF
Ozzie Timmons	LF
Jason Williams	2B
Steve Gibraltar	CF
Tim Marx	C
Rod Bolton	P

**TOL at IND** W, 3-0

**1999**

Jason Hardtke	2B
Jeff Branson	SS
Carlos Baerga	3B
Rod McCall	DH
Jason LaRue	C
D.T. Cromer	1B
Darrell Whitmore	LF
Damon Hollins	RF
Mike Frank	CF
Denny Neagle	P

**TOL at IND** W, 9-7

**2000**

Santiago Perez	SS
Lou Collier	CF
Jose Fernandez	3B
Kurt Bierek	1B
Brad Tyler	LF
Scott Krause	RF
Raul Casanova	C
Norberto Martin	2B
Horacio Estrada	P

**IND at RIC** W, 5-2

**2001**

Elvis Pena	SS
Lou Collier	CF
Mark Sweeney	DH
Mike Coolbaugh	3B
Brian Leshar	LF
Kevin Barker	RF
Kevin Brown	C
Brant Brown	1B
Marco Scutaro	2B
John Snyder	P

**TOL at IND** W, 6-5

**2002**

Ryan Christenson	CF
Jon Zuber	1B
Ryan Thompson	LF
Israel Alcantara	DH
Midre Cummings	RF
Rob Sasser	3B
Marcus Jensen	C
Dionys Cesar	2B
Bill Hall	SS
Jimmy Osting	P

**COL at IND** L, 4-1

**2003**

Mark Budzinski	CF
Bill Hall	2B
Lee Stevens	DH
Cody McKay	C
Brady Clark	LF
Joe Lawrence	RF
Wilton Veras	3B
Steve Scarborough	SS
Jamey Wright	P

**IND at COL** W, 8-2

**2004**

Matt Erickson	2B
Chris Magruder	LF
Dave Krynzal	CF
Chris Coste	3B
Jeff Liefer	1B
Joe Hart	RF
Mark Johnson	C
J.J. Hardy	SS
Victor Santos	P

**IND at NOR** W, 2-1

**2005**

Rich Thompson	CF
Edwards Guzman	DH
Nate McLouth	LF
Graham Koonce	1B
Ryan Doumit	C
Yurendell De Caster	3B
Ray Sadler	RF
Jorge Velandia	SS
Shaun Skrehot	2B
Zach Duke	P

**PAW at IND** W, 7-5

**2006**

Rajai Davis	CF
Mike Edwards	DH
Jose Bautista	3B
Brad Eldred	1B
Ronny Paulino	C
Yurendell De Caster	RF
Ray Sadler	LF
Jason Alfaro	2B
J.J. Furmaniak	SS
Tom Gorzelanny	P

**IND at PAW** L, 3-2

**2007**

Nyjer Morgan	CF
Freddy Sanchez	2B
Rajai Davis	3B
Russ Johnson	LF
Yurendell DeCaster	1B
Luis Matos	RF
Brian Bixler	SS
Carlos Maldonado	C
Sean Burnett	P

**COL at IND** W, 6-1

**2008**

Andrew McCutchen	CF
Brian Bixler	SS
Matt Kata	2B
Steve Pearce	RF
Adam Boeve	1B
Neil Walker	3B
Kevin Thompson	LF
Josh Wilson	DH
Raul Chavez	C
Bryan Bullington	P

**IND at PAW** L, 3-0

**2009**

Andrew McCutchen	CF
Brian Bixler	SS
Jeff Salazar	LF
Garrett Jones	RF
Neil Walker	3B
Steve Pearce	1B
Larry Broadway	DH
Andy Phillips	2B
Erik Kratz	C
Jason Davis	P

**TOL at IND** L, 16-5

**2010**

Jose Tabata	CF
Brandon Jones	RF
Pedro Alvarez	3B
Steve Pearce	1B
Neil Walker	LF
Brandon Moss	DH
Erik Kratz	C
Brian Friday	2B
Argenis Diaz	SS
Kevin Hart	P

**IND at COL** L, 17-4

**2011**

Gorkys Hernandez	CF
Pedro Ciriaco	SS
Alex Presley	LF
Matt Hague	1B
Andrew Lambo	RF
Chase d'Arnaud	2B
Josh Harrison	3B
Dusty Brown	C
Brian Friday	DH
Brian Burres	P

**COL at IND** L, 4-3

**2012**

Chase d'Arnaud	SS
Jordy Mercer	2B
Starling Marte	CF
Nick Evans	3B
Jeff Clement	1B
Jeremy Farrell	DH
Brandon Boggs	RF
Eric Fryer	C
Gorkys Hernandez	LF
Justin Wilson	P

**IND at TOL** L, 5-1

**2013**

Alex Presley	CF
Jordy Mercer	SS
Felix Pie	LF
Jerry Sands	RF
Brandon Inge	DH
Matt Hague	1B
Jared Goedert	3B
Tony Sanchez	C
Ivan De Jesus	2B
Andy Oliver	P

**COL at IND** L, 4-3

**2014**

Jaff Decker	CF
Robert Andino	SS
Gregory Polanco	RF
Chris McGuinness	1B
Matt Hague	DH
Brent Morel	3B
Chase d'Arnaud	CF
Michael Martinez	2B
Carlos Paulino	C
Casey Sadler	P

**IND at COL** W, 2-1

**2015**

Allen Hanson	2B
Steve Lombardozzi	DH
Jose Tabata	RF
Hunter Morris	1B
Brent Morel	3B
Jaff Decker	LF
Elias Diaz	C
Gorkys Hernandez	CF
Gustavo Nunez	SS
Nick Kingham	P

**COL at IND** L, 4-0

**2016**

Allen Hanson	2B
Max Moroff	3B
Josh Bell	1B
Jason Rogers	DH
Danny Ortiz	LF
Willy Garcia	RF
Jacob Stallings	C
Gift Ngoepe	SS
Antoan Richardson	CF
Tyler Glasnow	P

**IND at COL** L, 1-0

**2017**

Max Moroff	2B
Gift Ngoepe	SS
Austin Meadows	CF
Jose Osuna	1B
Elias Diaz	C
Danny Ortiz	RF
Eric Wood	3B
Jason Rogers	DH
Christopher Bostick	LF
Steven Brault	P

**TOL at IND** W, 7-4

**2018**

Kevin Newman	SS
Kevin Kramer	2B
Austin Meadows	CF
Jose Osuna	3B
Jordan Luplow	RF
Max Moroff	DH
Jacob Stallings	C
Erich Weiss	1B
Christopher Bostick	LF
Nick Kingham	P

**COL at IND** L, 11-4

ORGANIZATION  
2019 INDIANS  
IL & OPPONENTS  
2018 REVIEW  
PIRATES  
HISTORY  
GENERAL

# VICTORY FIELD PLAYOFF RESULTS

## American Association Playoffs - 1996

### AA East Division Finals (1996)

Manager (Affiliate): Dave Miley (Cincinnati)

Date	Opp.	Final	W. Pitcher	L. Pitcher	Save
9/4	vs BUF	W, 5-2	<b>Buckley</b>	Anderson	-
9/5	vs BUF	W, 5-3	<b>Luebbers</b>	Scott	<b>Spradlin</b>
9/6	at BUF	L, 4-3	Graves	<b>Warren</b>	-
9/7-8	at BUF	PPD (Rain) -	-	-	-
9/9	at BUF	L, 6-0	Graves	<b>Moore</b>	-
9/10	at BUF	W, 4-1	<b>Buckley</b>	Williams	-

**INDIANS WIN SERIES, 3-2**

### AA Championship (1996)

Date	Opp.	Final	W. Pitcher	L. Pitcher	Save
9/11	at OKC	L, 4-3	Alberro	<b>Luebbers</b>	Patterson
9/12	at OKC	L, 3-2	Santana	<b>Pughe</b>	Patterson
9/13	vs OKC	W, 5-3	<b>Warren</b>	Eversgerd	<b>Spaldin</b>
9/14	vs OKC	L, 4-2	Dreyer	<b>Moore</b>	-

**INDIANS LOSE SERIES, 1-3**

## American Association Playoffs - 1997

### AA East Division Finals (1997)

Manager (Affiliate): Dave Miley (Cincinnati)

Date	Opp.	Final	W. Pitcher	L. Pitcher	Save
9/3	vs BUF	W, 5-3	<b>Williams</b>	Weathers	<b>Lewis</b>
9/4	vs BUF	L, 4-3	Anderson	<b>Bolton</b>	Blomdahl
9/5	at BUF	W, 11-7	<b>Lewis</b>	Scott	-
9/6	at BUF	L, 9-2	Driskill	<b>Crowell</b>	-
9/7	at BUF	L, 6-2	Weathers	<b>Walker</b>	-

**INDIANS LOSE SERIES, 2-3**

N/A

## International League Playoffs & Triple-A World Series - 2000

### IL Semifinals (2000)

Manager (Affiliate): Steve Smith (Milwaukee)

Date	Opp.	Final	W. Pitcher	L. Pitcher	Save
9/6	vs DUR	W, 6-3	<b>Lewrault</b>	Agosto	<b>Scanlan</b>
9/7	vs DUR	L, 9-0	Callaway	<b>Davis</b>	-
9/8	at DUR	L, 11-3	Comett	<b>Estrada</b>	-
9/9	at DUR	W, 3-2	<b>Rogue</b>	Standridge	<b>Scanlan</b>
9/10	at DUR	W, 6-4	<b>Estrada</b>	Phelps	<b>Scanlan</b>

**INDIANS WIN SERIES, 3-2**

### IL Championship (2000)

Date	Opp.	Final	W. Pitcher	L. Pitcher	Save
9/11	at SWB	L, 6-4	Thomas	<b>Lewrault</b>	-
9/12	at SWB	W, 6-3	<b>Davis</b>	Coggin	<b>Scanlan</b>
9/13	vs SWB	W, 4-3	<b>Buddie</b>	Schrenk	<b>Scanlan</b>
9/14	vs SWB	L, 1-0	Figueroa	<b>Estrada</b>	-
9/15	vs SWB	W, 6-1	<b>Harikkala</b>	Thomas	-

**INDIANS WIN IL TITLE, 3-2**

### Triple-A World Series in Las Vegas (2000)

Date	Opp.	Final	W. Pitcher	L. Pitcher	Save
9/18	at MEM	W, 8-3	<b>Davis</b>	Smith	-
9/19	vs MEM	W, 3-2	<b>Scanlan</b>	Rodriguez	-
9/20	at MEM	L, 11-4	Weibl	<b>Lewrault</b>	-
9/21	vs MEM	W, 9-2	<b>Estrada</b>	Hackman	-

N/A

**INDIANS WIN TRIPLE-A WORLD SERIES, 3-1**

## International League Playoffs - 2005

### IL Semifinals (2005)

Manager (Affiliate): Trent Jewett (Pittsburgh)

Date	Opp.	Final	W. Pitcher	L. Pitcher	Save
9/7	vs BUF	L, 5-1	Davis	<b>Snell</b>	-
9/8	vs BUF	L, 6-5	Diaz	<b>Corey</b>	Robbins
9/9	at BUF	W, 5-2	<b>Connolly</b>	Carmona	<b>Corey</b>
9/10	at BUF	W, 4-1	<b>Enochs</b>	Young	<b>Corey</b>
9/11	at BUF	W, 6-4	<b>Connolly</b>	Stanford	<b>Corey</b>

**INDIANS WIN SERIES, 3-2**

### IL Championship (2005)

Date	Opp.	Final	W. Pitcher	L. Pitcher	Save
9/13	at TOL	L, 10-8	Ennis	<b>Reith</b>	Karmuth
9/14	at TOL	L, 6-3	Hamman	<b>Gozzelanny</b>	Woodyard
9/15	vs TOL	L, 8-3	Gnlli	<b>Connolly</b>	-

**INDIANS LOSE SERIES, 0-3**

## VICTORY FIELD PLAYOFF RESULTS (cont.)

### International League Playoffs - 2006

#### IL West One-Game Playoff (2006)

Manager (Affiliate): Trent Jewett (Pittsburgh)

Date	Opp.	Final	W. Pitcher	L. Pitcher	Save
9/5	at TOL	L, 4-0	Lewis	Reames	-

N/A

#### INDIANS LOSE SERIES, 0-1

### International League Playoffs - 2012

#### IL Semifinals (2012)

Manager (Affiliate): Dean Treanor (Pittsburgh)

Date	Opp.	Final	W. Pitcher	L. Pitcher	Save
9/5	vs CHA	L, 8-1	Leesman	VandenHurk	-
9/6	vs CHA	L, 14-13	Rodriguez	Cole	Marinez
9/7	at CHA	W, 8-0	Irwin	Carroll	-
9/8	at CHA	L, 6-4	Zaleski	Johnson	Rodriguez

#### INDIANS LOSE SERIES, 1-3

### International League Playoffs - 2013

#### IL Semifinals (2013)

Manager (Affiliate): Dean Treanor (Pittsburgh)

Date	Opp.	Final	W. Pitcher	L. Pitcher	Save
9/4	at DUR	L, 2-0	Beliveau	Cumpton	Yates
9/5	at DUR	L, 6-5	Martin	Godfrey	Yates
9/6	vs DUR	L, 2-1	Kelly	Rodriguez	Sandoval

#### INDIANS LOSE SERIES, 0-3

### International League Playoffs - 2015

#### IL Semifinals (2015)

Manager (Affiliate): Dean Treanor (Pittsburgh)

Date	Opp.	Final	W. Pitcher	L. Pitcher	Save
9/9	vs SWB	W, 7-3	Boscan	Haynes	Wall
9/10	vs SWB	W, 6-1	Worley	Wooten	-
9/11	at SWB	W, 4-2	Morris	Barbato	Wood

#### INDIANS WIN SERIES, 3-0

#### IL Championship (2015)

Date	Opp.	Final	W. Pitcher	L. Pitcher	Save
9/15	at COL	L, 6-5	Colon	Wall	-
9/16	at COL	L, 5-4	Murata	Boscan	Mollegen
9/17	vs COL	W, 6-5	Bleich	Colon	Wood
9/18	vs COL	W, 5-4	Wood	Johnson	-
9/19	vs COL	L, 3-0	Clevinger	Volstad	Marmol

#### INDIANS LOSE SERIES, 2-3

### International League Playoffs - 2017

#### IL Semifinals (2017)


Manager (Affiliate): Andy Barkett (Pittsburgh)

Date	Opp.	Final	W. Pitcher	L. Pitcher	Save
9/6	at DUR	L, 10-3	Yarbrough	Holmes	-
9/7	at DUR	L, 2-0	Chirinos	Glasnow	Castillo
9/8	vs DUR	W, 5-0	Kingham	Smith	-
9/9	vs DUR	L, 4-3	Wood	Leathersich	Castillo

#### INDIANS LOSE SERIES, 1-3

## KINGHAM SILENCES BULLS

Trailing Durham 2-0 in the best-of-five 2017 Governors' Cup Semifinals, Tribe right-hander Nick Kingham delivered a clutch performance at Victory Field to extend the series one more day. He held the Bulls scoreless over seven innings of four-hit ball, propelling Indy to its first playoff shutout at The Vic, 5-0. (Photo by Adam Pintar)





**Napoleon Lajoie (1918) - Suite 301**

**MLB TEAMS PLAYED FOR**

Philadelphia Phillies (1896-1900), Philadelphia Athletics (1901-02, 1915-16)  
Cleveland Bronchos (1902), Cleveland Naps (1903-14)

On the heels of a 21-year major league career, Nap Lajoie (LAJ-way) came to Indianapolis and served as player-manager for the club in 1918. He hit .282 and led the Tribe to a 41-34 record, but the season was shortened by the United States' involvement in World War I. Lajoie won the American League Triple Crown in 1901, led the AL in batting average five times (1901-04, 1910) and joined Cap Anson and Honus Wagner as the only MLB players with 3,000 career hits on Sept. 27, 1914. His popularity in Cleveland led to the organization changing its name from the Bronchos to the Naps. He is among MLB's all-time hits leaders and was elected into the National Baseball Hall of Fame in 1937.




**Vern Rapp (1969-75) - Suite 302**

**MLB TEAMS MANAGED**

St. Louis Cardinals (1977-78), Cincinnati Reds (1984)

After spending all or parts of 16 minor league seasons as a catcher in the Cardinals, Yankees, Giants, Tigers and Expos organizations, Vern Rapp became a minor league manager for 15 years, seven of them with Indianapolis. He skipped the Tribe to American Association East Division titles in 1971 and 1974. His 1971 club led the AA in ERA (3.01), fewest hits allowed (1,084) and fielding percentage (.976) over 140 contests. His second division-winning squad repeated what made the 1971 team successful, again leading the league in ERA (3.81), fewest hits allowed (1,024) and fielding percentage (.971). He ranks second in Indy's all-time managerial wins list with 513 career victories, and his .532 winning percentage is second to only Dean Treanor's .545 clip among Tribe managers with 400-plus wins. Rapp managed his hometown Cardinals to an 83-79 record in 1977 ahead of an early-season dismissal in 1978. He returned to the big leagues as manager of the Reds in 1984 and accumulated 140 total wins at the game's highest level.




**Randy Johnson (1988-89) - Suite 303**

**MLB TEAMS PLAYED FOR**

Montreal Expos (1988-89), Seattle Mariners (1989-98), Houston Astros (1998)  
Arizona Diamondbacks (1999-2004, 2007-08), New York Yankees (2005-06), San Francisco Giants (2009)

Nicknamed "The Big Unit" due to his imposing 6-foot-10 presence on the mound, Randy Johnson's career is undoubtedly the most illustrious among former Tribe players. The left-handed fireballer reached triple digits with his fastball early in his career, going a combined 9-8 with a 3.08 ERA in 23 games during Indianapolis' 1988 and 1989 American Association Championship seasons. With Seattle, Johnson was a 1990 American League All-Star and took off in 1992 by striking out an AL-high 241 batters. A year later Johnson fanned a league-best 308 batters, the first of a record six 300-plus strikeout campaigns. He earned four more AL All-Star selections (1993-95, 1997) with Seattle and his first Cy Young Award in 1995 after leading the AL in ERA (2.48) and strikeouts (294). In 1997 with the Mariners, he recorded his first of three career 20-win campaigns while helping guide Seattle to the postseason for a second time. Johnson was then traded to Houston at the July deadline in 1998 and went 10-1 down the stretch to lift the Astros into the playoffs. The superstar talent later earned a spot in the desert with the Arizona Diamondbacks, where he won four straight National League Cy Young Awards (1999-2002) and was elected to five NL All-Star Teams (1999-2002, 2004). He led the NL in ERA three times (1999, 2001-02) and strikeouts five times (1999-2002, 2004), including a career-high 372 during Arizona's run to the 2001 World Series Championship, of which he was named MVP. Earlier that season, he tossed the fourth 20-strikeout game by an individual in baseball history. He won the NL Triple Crown (24 wins, 2.32 ERA, 334 strikeouts) in 2002 and finished second in the 2004 NL Cy Young race, a season where he tossed the 17th perfect game in baseball history to become the oldest ever to accomplish the feat, doing so at age 40 and breaking a century-old record set by Cy Young himself in 1904. Johnson's last of 22 seasons was highlighted by his 300th career win, making him the 24th member of the 300-win club. He ended his career with 303 total victories, a lifetime 3.29 ERA and 4,875 strikeouts, a total that trails only Nolan Ryan. He was inducted into the Mariners Hall of Fame in 2012, and three years later, his No. 51 jersey was retired by the D-backs just months after he became a First Ballot Hall of Famer.



**Norman A. Perry Sr. (1929-41) - Suite 304**

The Norman behind the construction of Perry Stadium (later known as Victory Field from 1942-67 and Bush Stadium from 1967-96), the Norman Perry Sr. has multiple ties to the rich history of Indianapolis. The Perry family owned and operated the Indianapolis Light & Heat Company, today known as the Indianapolis Power & Light Company. The light towers at Washington Park (located in place of the Indianapolis Zoo) were provided by the Perry family, which were eventually moved to the Tribe's new stadium in 1931. Perry Sr. named the ballpark Perry Stadium in honor of his late brother James, who bought the Indians in 1927 but was killed in a plane crash two years later. Following the tragic death, Perry Sr. took the reins as owner of the team up until selling the franchise to Owen "Donie" Bush and Frank E. McKinney in 1941.




**Orestes "Minnie" Minoso (1964) - Suite 305**

**MLB TEAMS PLAYED FOR**

Cleveland Indians (1949, 1951, 1958-59), Chicago White Sox (1951-57, 1960-61, 1964, 1976, 1980)  
St. Louis Cardinals (1962), Washington Senators (1963)

On the heels of 14 successful major league seasons, 38-year-old Minnie Minoso hit .264 in 52 games for an 89-win Indianapolis squad. His baseball career began in 1946 with the New York Cubans in the Negro leagues, and he eventually signed with Cleveland in 1948 after baseball's color barrier began to fade. Minoso consistently ranked among American League leaders, topping the AL in stolen bases (1951-53) and triples three times (1951, 1954, 1956) each and doubles (1957) and hits (1960) once. The seven-time All-Star (1951-54, 1957, 1959-60) and three-time Gold Glove Award winner (1957, 1959-60) finished fourth in AL MVP voting four times (1951, 1953-54, 1960) and led the AL in times hit by pitch a record 10 seasons. He was the first black Cuban in major league history and first black player in White Sox history. He rejoined the South Siders as a coach in the early '70s and made highly publicized game appearances in 1976 and 1980 at ages 50 and 54. Minoso became the third player in baseball history over the age of 50 to notch a hit at the big league level and the second ever to play in the majors across five different decades. The White Sox retired his No. 9 jersey in 1983 and unveiled a statue of him at U.S. Cellular Field in 2004. He was also inducted into the Mexican Baseball Hall of Fame in 1996.



**Andrew McCutchen (2007-09) - Suite 306**

**MLB TEAMS PLAYED FOR**

Pittsburgh Pirates (2009-17), San Francisco Giants (2018)

Selected by the Pirates 11th overall in the 2005 MLB June Amateur Draft, Andrew McCutchen lived up to the hype on his way through Circle City. Following a brief 17-game showing in 2007, McCutchen paced the 2008 Indians in batting average (.283), hits (145), doubles (26) and OPS (.770) while finishing second in stolen bases (34). He played for Indy again in 2009 and led the club with eight triples, despite only appearing in 49 games. McCutchen broke into the majors with Pittsburgh in 2009 and became a five-time National League All-Star (2011-15), four-time Silver Slugger (2012-15), Gold Glove Award winner (2012) and MVP (2013). He led the NL with 194 hits in 2012 and batted .317 with 21 home runs, 84 RBI and 27 stolen bases during his MVP campaign. McCutchen posted 20-plus home runs and 79 or more RBI in each of his first seven years with the Pirates. He was presented with the Roberto Clemente Award in 2015, given annually to an MLB player who "best represents the game of baseball through extraordinary character, community involvement, philanthropy and positive contributions, both on and off the field."



Roger Maris (1956) - Suite 307

MLB TEAMS PLAYED FOR

Cleveland Indians (1957-58), Kansas City Athletics (1958-59), New York Yankees (1960-66), St. Louis Cardinals (1967-68)

Before churning out 12 seasons in the major leagues, Roger Maris helped lead Indianapolis to the American Association Pennant, Championship and Junior World Series title in 1956. Just 21 years old, Maris batted .293 with 17 home runs, 75 RBI and a team-high 20 doubles in 131 games for the Tribe. In Game 2 of Indy's 4-0 sweep of Rochester in the Junior World Series, Maris belted two home runs as part of a record seven-RBI performance. He made his big league debut with Cleveland in 1957 and earned four American League All-Star nods from 1959-62. After being traded from the Kansas City Athletics to the New York Yankees following the 1959 season, Maris won back-to-back AL MVP Awards in 1960 and '61. He led the AL in RBI both years and set the single-season home run record with 61 blasts in 1961, breaking Babe Ruth's record of 60 set in 1927. Maris' record lasted 37 years, until both Mark McGwire and Sammy Sosa surpassed the feat in 1998. The left-handed-hitting right fielder appeared in seven World Series, five with the Yankees (1960-64) and two with the Cardinals (1967-68), winning rings in 1961, '62 and '67. Maris' No. 9 was retired by the Yankees on July 21, 1984. A little over a year later, non-Hodgkin's lymphoma took his life in December 1985.



Ken Griffey (1973-74) - Suite 308

MLB TEAMS PLAYED FOR

Cincinnati Reds (1973-81, 1988-90), New York Yankees (1982-86), Atlanta Braves (1986-88), Seattle Mariners (1990-91)

Well before making history with his son Ken Griffey Jr., Ken Griffey Sr. had a successful 19-year major league career of his own. He was the Tribe's Team MVP and American Association Rookie of the Year in 1973 after hitting .327 with 10 home runs, 58 RBI and 43 stolen bases. Griffey Sr. then hit .333 in 43 contests with Indy the following year and later won World Series rings in 1975 and 1976 with Cincinnati as part of The Big Red Machine. Griffey Sr. was a three-time National League All-Star (1976-77, 1980) and won the game's MVP Award in 1980. A decade later, he closed out his career in Seattle playing alongside his son. On Aug. 31, 1990, they become the first father-son teammates in MLB history. Griffey Sr. hit second, followed by his son Griffey Jr. and both singled in their first at-bats of the game. Two weeks later, the duo further etched themselves in baseball history by becoming the first father-son combination -- and only to this date -- to hit back-to-back home runs. Griffey Sr. was inducted into the Reds Hall of Fame in 2004 and is the only player in Reds history to play for three Reds World Champion teams.



Don Zimmer (1968) - Suite 313


MLB TEAMS PLAYED FOR

Brooklyn Dodgers (1954-57), Los Angeles Dodgers (1958-59, 1963), Chicago Cubs (1960-61) New York Mets (1962), Cincinnati Reds (1962), Washington Senators (1963-65)

MLB TEAMS MANAGED

San Diego Padres (1972-73), Boston Red Sox (1976-80), Texas Rangers (1981-82), Chicago Cubs (1988-91)

Don Zimmer spent 66 of his 83 years either playing, coaching or managing professional baseball. One of those 66 years came as skipper of the 1968 Indianapolis Indians, a team that was led by eventual Kansas City Royals All-Star Hal McRae. Zimmer played a combined 12 seasons for six major league organizations, winning two World Series rings with the Dodgers (1955, 1959) before earning a National League All-Star bid with the Chicago Cubs in 1961. His first taste of managing came in 1967 before coming through Indy the following year. He broke into the majors as a manager in 1972 and won 90-plus games with the Boston Red Sox three straight seasons (1977-79). His lone managerial playoff appearance came in 1989 when he guided the Cubs to a 93-69 record and NLCS appearance, eventually receiving the NL Manager of the Year Award. Zimmer was a bench coach for the New York Yankees for four of their World Series titles (1996, 1998-2000) and was later inducted into the Red Sox Hall of Fame in 2010. Every year, Zimmer increased his jersey number one digit to match his years spent in professional baseball. After working 11 seasons with the Tampa Bay Rays from 2004 to 2014, his last jersey -- No. 66 -- was officially retired by the Rays in 2015.



Michael A. Carroll - Suite 314

On Sept. 11, 1992, four Indianapolis business and civic leaders were killed when two small planes collided. The leaders were en route to Columbus, Ohio, for a flower show with hopes of learning how to beautify White River State Park. Michael A. Carroll, Vice President of Community Affairs for Lilly Endowment Inc. and a former Deputy Mayor and special assistant to senator Richard Lugar and Dan Quayle when he served in the Senate, was among the four leaders who died. Frank E. McKinney Jr., a former Indiana University swimming champion, Olympic gold medalist and retired CEO of Bank One Indiana, also died in the crash, along with former Indiana lottery director John Weiever and White River State Park Commission Executive Director Bob Welch. Among Carroll's greatest achievements was helping bring the Pan American Games to Indianapolis in 1987, held at the venue named in honor of him. In addition to the 1987 Pan Am Games and 1988 Olympic Team Trials, the Michael A. Carroll Track & Soccer Stadium has hosted IUPUI athletics, the 2006 and 2007 USA Track and Field Championships, the IHSAA Lacrosse and Soccer State Championships and Indy Eleven soccer.



Joe Sparks (1986-88) - Suite 315

A minor league manager for all or parts of 20 seasons, Joe Sparks delivered nothing but championships during his three-year stretch as Indianapolis' skipper. In his first season at the helm the Indians went 80-62 and defeated Denver in a best-of-seven series, 4-3, to claim the first of four straight American Association titles for the club. His squad finished third in the eight-team division the following year but bounced Louisville 3-2 in the opening round of the playoffs before again trouncing Denver for the AA Championship, 4-1. Sparks' 1988 campaign featured 89 wins, another AA Pennant and Championship, and Triple-A Classic title over Rochester. He was named AA Manager of the Year in each of his three seasons with Indy, in addition to 1988 Minor League Manager of the Year honors. Sparks never reached the majors in his 13 seasons as a player, but he did have four separate one-year MLB coaching stints with the Chicago White Sox (1979), Cincinnati Reds (1984), Montreal Expos (1989) and New York Yankees (1990). He closed out his career in baseball as an advance scout for the St. Louis Cardinals (1996-2003) and Oakland Athletics (2005-08).




Rocky Colavito (1954-55) - Suite 316

MLB TEAMS PLAYED FOR

Cleveland Indians (1955-59, 1965-67), Detroit Tigers (1960-63), Kansas City Athletics (1964) Chicago White Sox (1967), Los Angeles Dodgers (1968), New York Yankees (1968)

An eventual Cleveland Indians and Detroit Tigers slugger, Rocky Colavito first showcased his raw power with the Tribe in 1954 and '55. At age 20, he set the Indianapolis single-season home run record with 38 long balls. His power lifted the Indians to an American Association Pennant and Championship appearance. The young corner outfielder followed that campaign with a 30-home output in 1955. His 68 career homers for the Tribe place him in a tie for third among Indy's all-time home run leaders. Colavito would later crush 374 career home runs over 14 big league seasons, eight spent in Northeast Ohio. He finished second in the 1956 American League Rookie of the Year voting and was third in votes for AL MVP two years later. In 1959, Colavito smacked 42 home runs and finished atop the AL home run chart with another former Indianapolis Indian, Harmon Killebrew of the Washington Senators. A trade to the Tigers just days before Opening Day in 1960 caused an uproar amongst Indians fans, who voiced their displeasure by starting a "Don't Knock the Rock" campaign. Colavito earned a total of six AL All-Star bids (1959, 1961-62, 1964-66) before his playing days ended following the 1968 season. Colavito, alongside former Indy Indians player-manager Al Lopez and pitcher Herb Score, was inducted into the Cleveland Indians Hall of Fame in 2006.




ORGANIZATION  
2019 INDIANS  
IL & OPPONENTS  
2018 REVIEW  
PIRATES  
HISTORY  
GENERAL

Aaron Boone (1997-99) - Suite 317

**MLB TEAMS PLAYED FOR**

Cincinnati Reds (1997-2003), New York Yankees (2003), Cleveland Indians (2005-06)  
Florida Marlins (2007), Washington Nationals (2008), Houston Astros (2009)

An up-and-coming prospect in the Reds organization, Aaron Boone first joined Indy in 1997 and hit .290 with 22 home runs, 30 doubles and 75 RBI on his way to Team MVP honors and an American Association playoff berth. Boone played in another 98 games for the Tribe spanning the 1998 and 1999 seasons before fully catching on as a regular in Cincinnati. He launched a career-high 26 home runs and played in all 162 games in 2002, earning Reds Team MVP. The following October, he etched his name in Yankees lore with an extra-inning, walk-off home run in Game 7 of the 2003 American League Championship Series to defeat the rival Red Sox. His playing career ended after the 2009 season, but Boone remained involved in the game by contributing to ESPN's *Sunday Night Baseball* coverage as a game analyst and color commentator from 2010-17. He was a regular on *Baseball Tonight* and part of ESPN Radio's broadcast team for the World Series until accepting an offer to become the 33rd manager in Yankees history ahead of the 2018 season.




Moises Alou (1990) - Suite 323

**MLB TEAMS PLAYED FOR**

Pittsburgh Pirates (1990), Montreal Expos (1990-96), Florida Marlins (1997), Houston Astros (1998, 2000-01)  
Chicago Cubs (2002-04), San Francisco Giants (2005-06), New York Mets (2007-08)

Thirteen years before his name became synonymous with Steve Bartman, Moises Alou played a 15-game stint with Indianapolis in 1990, just five years after his father Felipe Alou managed the club. He earned his first career National League All-Star bid in a strike-shortened 1994 season, a year in which he finished third in the MVP race while winning a Silver Slugger Award. Three years later, Alou was again elected an NL All-Star and won his first and only championship ring, doing so with the Florida Marlins after he hit .321 with three home runs and nine RBI in the World Series. He earned four additional NL All-Star selections (1998, 2001, 2004-05) and another Silver Slugger Award (1998), sandwiching those accolades around the infamous Bartman fiasco. Playing for the Chicago Cubs in Game 6 of the 2003 NLCS and just five outs away from a World Series berth, Alou tracked a fly ball into foul territory down the left field line at Wrigley Field. The ball sliced into the first row, where Cubs fan Steve Bartman deflected the ball away from a leaping Alou. The Cubs – leading 3-1 at the time – imploded as the Marlins plated seven more runs in the inning to win Game 6, eventually win Game 7 and ultimately become World Series Champions. Alou finished his 17-year career in 2008 with a lifetime average of .303 and 2,134 hits.



Johnny Vander Meer (1940) - Suite 324

**MLB TEAMS PLAYED FOR**

Cincinnati Reds (1937-43, 1946-49), Chicago Cubs (1950), Cleveland Indians (1951)

The left-handed throwing Johnny Vander Meer won a total of 119 games over his 13-year big league career, 11 of those seasons spent with the Cincinnati Reds. In 1938, Vander Meer became the first pitcher to record consecutive no-hitters, doing so against the Boston Braves and Brooklyn Dodgers. That record still stands to this day. On the flipside, command issues plagued the southpaw for much of his career, ultimately leading him to be optioned to Indianapolis during the 1940 season. He went 6-4 with a 2.40 ERA in 14 starts for the Tribe before returning to Cincinnati and helping the Reds win their second World Series Championship. Vander Meer was a four-time National League All-Star (1938-39, 1942-43) and led the NL in strikeouts three straight seasons (1941-43). The New Jersey native also put his major league career on hold for two seasons when he joined the United States Navy in March 1944.



Hal McRae (1968-69) - Suite 340


**MLB TEAMS PLAYED FOR**

Cincinnati Reds (1968, 1970-72), Kansas City Royals (1973-87)

**MLB TEAMS MANAGED**

Kansas City Royals (1991-94), Tampa Bay Devil Rays (2001-02)

Hal McRae's first of two campaigns with the Tribe saw him become the third player in franchise history to lead the team in batting average, hits, doubles, triples, home runs and RBI. Those results led him to the majors, where he would churn out 19 seasons – 15 spent with the Kansas City Royals. McRae was selected to three American League All-Star Teams (1975-76, 1982) and finished fourth in the AL MVP race two times (1976, 1982). The Florida native was a doubles machine for most of his career, compiling league-best marks with 54 and 46 in 1977 and 1982, respectively. He also led the AL with 133 RBI in 1982. McRae played in nine different postseasons, including four World Series (1970, 1972, 1980, 1985). He has two World Series rings to his credit – one as part of Kansas City's first World Series Championship in 1985 and later as hitting coach of the 2006 St. Louis Cardinals. McRae also managed the Royals and Tampa Bay Devil Rays for a combined six seasons.




Champ Summers (1978) - Suite 341

**MLB TEAMS PLAYED FOR**

Oakland Athletics (1974), Chicago Cubs (1975-76), Cincinnati Reds (1977-79)  
Detroit Tigers (1979-81), San Francisco Giants (1982-83), San Diego Padres (1984)

In the summer of 1978, Champ Summers' time with Indianapolis proved to be one of the most dominant seasons by an individual player in team history. Summers joined the Tribe during his three-year run with Cincinnati and accumulated team highs in batting average (.368), hits (170), home runs (34) and RBI (124), setting league highs with the latter three marks. He was named Team MVP and American Association MVP after leading the Tribe to a 78-57 record and AA East Division title. Since that '78 campaign, no Tribe player has topped Summers' average, hits, home runs or RBI totals in a single season. His 34 long balls that year trail only Rocky Colavito's 38 from 1954, and his .368 average is the fourth-highest single-season mark in club history. Summers' best major league season came in 1979 between Cincinnati and Detroit when he notched career highs in homers (21), RBI (62) and stolen bases (7) while batting .291. His lone MLB postseason appearance came in 1984 as the Padres defeated the Cubs in the National League Championship Series before falling to Detroit in the World Series, 4-1.



Bob Uecker (1960) - Suite 342

**MLB TEAMS PLAYED FOR**

Milwaukee Braves (1962-63), St. Louis Cardinals (1964-65), Philadelphia Phillies (1966-67), Atlanta Braves (1967)

While Milwaukee native Bob Uecker only appeared in eight games for the Tribe in 1960 and was a lifetime .200 hitter over six major league seasons, he did play for his hometown team, won a World Series with the Cardinals in 1964 and hit three of his 14 career home runs off future Hall of Famers Sandy Koufax, Gaylord Perry and Fergie Jenkins. Uecker caught his break when he became a regular guest on Johnny Carson's Tonight Show, on which the famous TV host branded Uecker the nickname "Mr. Baseball." Uecker became radio broadcaster of the Milwaukee Brewers in 1971 and was part of ABC and NBC Major League Baseball broadcasts in the 1970s and 1990s. In 1989, Uecker's part-time acting career landed him a prominent role as Cleveland broadcaster Harry Doyle in the *Major League* film trilogy. Uecker was on the call for Robin Yount's 3,000th career hit on Sept. 9, 1992, one of many iconic broadcasting moments in his legendary career. In 2003, he was honored with the Ford C. Frick Award in recognition of his broadcasting career, and his catchphrase home run call "Get up! Get up! Get outta here! Gone!" resonates with Brewers and baseball fans across the country.



Owen J. "Donie" Bush (1908, 1924-26, 1941-52, 1955-69) - Suite 345

**MLB TEAMS PLAYED FOR**

Detroit Tigers (1908-21), Washington Senators (1921-23)

**MLB TEAMS MANAGED**

Washington Senators (1923), Pittsburgh Pirates (1927-29), Chicago White Sox (1930-31), Cincinnati Reds (1933)

One of the original 16 members inducted into the Indiana Baseball Hall of Fame in 1979, Indianapolis native Donie Bush contributed significantly to Tribe baseball, both on and off the field. Prior to being honored as the "King of Baseball" at Major League Baseball's 1963 Winter Meetings, Bush was a player, manager, president and owner of the Indians at various points of his career. He first suited up for the Tribe in 1908 and helped lead the team to a 92-61 record and American Association pennant. Bush made his MLB debut that year in Detroit, where he led the American League in walks five times (1909-12, 1914) and finished third in the 1914 AL MVP race. Bush was a nightmare on the basepaths as well, swiping 30-plus bags eight times in his career (1909-15, 1917). At age 35 in 1923, he served as a player-manager for the Washington Senators before returning to Indy in 1924. He managed the Tribe to three straight 90-plus win seasons in the American Association and even took the field briefly in both 1924 and 1926. Bush's managerial success earned him the same gig with the Pittsburgh Pirates in 1927, and he didn't disappoint in leading the Buccos to a 94-60 record and World Series berth. He skipped another five years in the big leagues before an opportunity arose with his hometown club. In 1941, Bush and Frank E. McKinney bought the Indianapolis Indians from Norman Perry Sr., and Bush became co-owner and president as a result. For the entire 1943 season and part of 1944, Bush maintained his front office roles while returning to the dugout as field manager. In total, he plotted 497 wins in the major leagues and 365 victories for Indy. After Bush stepped down as Indianapolis' president and sold his remaining club ownership rights to the Cleveland Indians, he became a scout for the Boston Red Sox from 1953-55. Bush made a fourth and final return to the Tribe in Nov. 1955, becoming president through January 1969. In 1967, old Victory Field was renamed Bush Stadium in honor of Indianapolis' "Mr. Baseball." Bush's baseball career continued as a scout for the Chicago White Sox until he passed at age 84 in March 1972.



Ted Beard (1947-51, 1956-63) - Suite 346

**MLB TEAMS PLAYED FOR**

Pittsburgh Pirates (1948-52), Chicago White Sox (1957-58)

The longest-tenured position player in franchise history, Ted Beard unsurprisingly ranks among all-time Tribe leaders in numerous offensive categories. His defense was superb as well, following a two-game stint in 1947, Indianapolis fans nicknamed him "The Arm" after he recorded 31 outfield assists in his first full season. He quickly became a favorite among his teammates and fans with his hustle. At just 5-foot-8 and 165 pounds, Beard led the 1948 American Association in triples (17), walks (128) and runs scored (131), helping guide Indy to the pennant and the franchise's lone 100-win season. One year later, he drew a single-season record 132 walks while propelling the team to its third American Association Championship and first Junior World Series title. The scrappy talent spent parts of seven seasons in the big leagues, and one of his six career major league homers is still remembered to this day. What Beard would later describe as "a mistake" because he rarely hit home runs at all, the left-handed hitter became the second of 10 players ever to hit a home run over the 86-foot-high right field roof at Forbes Field in 1950. Fifteen years prior, Babe Ruth was the first to accomplish the feat, doing so on his last of 714 career home runs. Beard is Indy's all-time leader in career walks (707) and ranks in the top five in triples (2nd), runs scored (2nd), doubles (4th), games played (4th) and hits (5th). He also managed the club for half of the 1960 season and admirably served as an Army medic in the Pacific theatre of World War II.



George Foster (1973) - Suite 351

**MLB TEAMS PLAYED FOR**

San Francisco Giants (1969-71), Cincinnati Reds (1971-81), New York Mets (1982-86), Chicago White Sox (1986)

George Foster was a feared right-handed slugger from the mid-1970s to the mid-80s. At age 23, Foster appeared for the Reds in Games 1 and 5 of the 1972 World Series against Oakland but did not receive an at-bat. He returned to the minors the following year and hit .262 with 15 home runs, 26 doubles and 60 RBI for Indianapolis. Foster finally hit his stride in 1976 with his first of four straight National League All-Star selections, even winning MVP of the All-Star Game. The California native hit 29 home runs and drove in an NL-high 121 RBI that year, helping The Big Red Machine to its second consecutive World Series Championship while finishing second in the NL MVP race behind Reds teammate Joe Morgan. In 1977 Foster exploded with major league bests in home runs (52), RBI (149), total bases (388) and slugging percentage (.631) to win NL MVP, and his 1976 season saw him again lead the NL in RBI (120). In his last season with the Reds, Foster earned his fifth and final All-Star bid, won a Silver Slugger Award and finished third in the MVP race. He split his last of 18 big league seasons between the Mets and White Sox, with New York awarding him a World Series ring following their 1986 Championship. Overall, Foster had 10 seasons with 20-plus home runs and seven with 90 or more RBI. He was inducted into the Reds Hall of Fame in 2003.



Mordecai "Three Finger" Brown (1919) - Suite 352

**MLB TEAMS PLAYED FOR**

St. Louis Cardinals (1903), Chicago Cubs (1904-12, 1916), Cincinnati Reds (1913), St. Louis Terriers – Federal League (1914), Brooklyn Tip-Tops – Federal League (1914), Chicago Whales – Federal League (1915)

During his youth, Mordecai Brown got the nickname "Three Finger" when he lost parts of two fingers on his right hand in a farming accident. Raised 60 miles west of Indianapolis in Nyesville, Ind., Brown used his accident as an advantage when playing baseball as the movement on his pitches was second to none in the early 1900s, including a curveball that Detroit Tigers legend Ty Cobb dubbed as "the most deceiving and most devastating pitch he ever faced." Brown led the majors with a 1.04 ERA in 1906 before leading the Chicago Cubs to back-to-back World Series titles in 1907 and 1908. During his 29-win 1908 campaign, he became the first pitcher in MLB history to toss four consecutive shutouts. Brown pitched for Indianapolis in 1919 at age 42 and was elected into the National Baseball Hall of Fame by the Veterans Committee in 1949.




Larry Walker (1989) - Suite 353

**MLB TEAMS PLAYED FOR**

Montreal Expos (1989-94), Colorado Rockies (1995-2004), St. Louis Cardinals (2004-05)

Larry Walker was a key contributor to Indianapolis' run at a fourth straight American Association Championship and second consecutive Triple-A Classic title in 1989. He batted .270 with 12 home runs, 59 RBI and a team-best 36 stolen bases for the 89-57 squad. The 22-year-old Canadian broke into the majors that season with the Montreal Expos. His 1992 campaign featured a National League All-Star bid, Gold Glove and Silver Slugger Award. Another Gold Glove Award in 1993 preceded an NL-high 44 doubles in 1994 before his career took off in Colorado. He became the first Canadian to win an MVP, doing so in 1997 behind a league-best and career-high 49 homers. Walker added four more All-Star selections (1997-99, 2001), five Gold Glove Awards (1997-99, 2001-02) and two Silver Slugger Awards (1997, 1999) with the Rockies. He was also a three-time MLB batting champion while in Colorado (1998-99, 2001) and peaked with a .379 average to close out the 20th century. He finished his playing career with the Cardinals, appearing in the final two of his three career postseasons. Walker carried St. Louis to the 2004 World Series against Boston and set the franchise record for most home runs by a left-handed hitter in postseason play with six. In the series opener, his four-hit performance made him the seventh Cardinals player and first since Lou Brock in 1969 to record four knocks in a World Series game. Following retirement, Walker served as hitting coach of the Canadian national team in multiple World Baseball Classics.



**Razor Shines (1984-89, 1991-93) - Suite 355**

**MLB TEAMS PLAYED FOR**

Montreal Expos (1983-85, 1987)

A name synonymous with Indianapolis Indians baseball, Razor Shines played in over 800 games for the Tribe across nine seasons. While he only saw brief major league action in parts of four seasons, Shines played a huge role in guiding Indianapolis to American Association dominance throughout the 1980s. His best season with Indy came in 1984 when he had 26 doubles, 18 home runs and 80 RBI, but the Tribe fell short in their AA Championship Series against Louisville. Following the loss, Shines led the Indians to three AA Pennants (1986, 1988-89) and four straight AA Championships (1986-89). Overall, Shines' longevity and success placed him among Indy's all-time leaders in home runs (T-3rd), RBI (4th) and doubles (5th). He was a player-hitting coach for Indy in 1993 and attended the final game played at Bush Stadium on July 3, 1996. Shines coached and managed for various minor league teams up through 2015 and accepted big league opportunities in 2007 as third base coach of the White Sox and first base coach for the Mets from 2009-10.



**Dave Concepcion (1969) - Suite 356**

**MLB TEAMS PLAYED FOR**

Cincinnati Reds (1970-88)

Originally drafted by Cincinnati as a pitcher, Dave Concepción became one of the Reds' and National League's greatest all-time shortstops. Before spending each of his 19 major league seasons in Cincy, Concepción played in 42 games and batted .341 for the Tribe in 1969. He made his MLB debut the following year at age 22 and earned his first NL All-Star bid in 1973. Despite missing the All-Star cut in 1974, he did manage to steal a career-high 41 bases while winning his first Gold Glove Award. Concepción then reeled off eight consecutive All-Star selections from 1975-82, also winning four additional Gold Glove Awards (1975-77, 1979) and two Silver Slugger Awards (1981-82). He played in five postseasons – four of which the Reds advanced to the World Series (1970, 1972, 1975-76) – winning the last two. He was part of The Big Red Machine's intimidating "Great 8" lineup that featured Pete Rose, Johnny Bench, Joe Morgan and former Indy Indians Ken Griffey Sr. and George Foster. In his last of nine All-Star Games, Concepción was named MVP after hitting a home run for the victorious NL side. The Reds honored the Venezuelan by inducting him into their Hall of Fame in 2000 and later retired his No. 13 jersey on Aug. 25, 2007.




**Herb Score (1952, 1954, 1962-63) - Suite 357**

**MLB TEAMS PLAYED FOR**

Cleveland Indians (1955-59), Chicago White Sox (1960-62)

On his 19th birthday in 1952, Herb Score signed a contract with the Cleveland Indians and was assigned to Indianapolis where he made 12 appearances (10 starts) with the Tribe. Two years later, Score returned to Indy and delivered the most dominant season in franchise history, pacing the American Association with 22 wins, a 2.62 ERA and a league- and franchise-record 330 strikeouts. Score reached the majors the following year and was named an American League All-Star and Rookie of the Year after going 16-10 with an MLB-high 245 strikeouts. His strikeout total set a rookie record and lasted until 1984, and it made him one of eight rookie pitchers in the 20th century to tally 200 or more strikeouts in their debut season. He again earned an AL All-Star nod and led all major league pitchers in strikeouts with 263 recorded in 1956. Unfortunate injuries derailed Score's playing career in the late '50s, but he joined Cleveland's broadcast team in 1964 and continued in that role through the 1997 season. He was inducted into the Cleveland Indians Hall of Fame in 2006 alongside former Indy Indians player-manager Al Lopez and slugger Rocky Colavito.




**Eric Davis (1983) - Suite 358**

**MLB TEAMS PLAYED FOR**

Cincinnati Reds (1984-91, 1996), Los Angeles Dodgers (1992-93), Detroit Tigers (1993-94)  
Baltimore Orioles (1997-98), St. Louis Cardinals (1999-2000), San Francisco Giants (2001)

Eric Davis was a rare five-tool player from the mid-1980s into the late '90s. He played in 19 games for the Tribe in 1983, batting .299 with four doubles, seven home runs and 19 RBI. Davis later made his MLB debut as a 21-year-old in May 1984 and quickly became one of baseball's most entertaining players. In 1986, Davis joined Rickey Henderson as the only players in baseball history to hit 20-plus homers and swipe 80 or more bases in the same season. Those numbers teed up National League All-Star bids in 1987 and 1989, in addition to three consecutive Gold Glove Awards (1987-89). He became the first member of the 30/50 club, hitting 37 home runs to go along with 50 stolen bases in 1987. Barry Bonds would later join the 30/50 club in 1990, but Davis' Reds got the best of Bonds' Pirates in the NLCS. Davis went on to contribute a Game 1 home run and five total RBI in Cincinnati's 4-0 World Series sweep of Oakland. Davis was the first former Indianapolis Indian to win the Home Run Derby (1989) and was a recipient of the Roberto Clemente Award after beating a May 1997 colon cancer diagnosis. He was inducted into the Reds Hall of Fame in 2005.



**Al Lopez (1948-50) - Skyline 1**


**MLB TEAMS PLAYED FOR**

Brooklyn Robins (1928, 1930-31), Brooklyn Dodgers (1932-35), Boston Bees (1936-40)  
Pittsburgh Pirates (1940-46), Cleveland Indians (1947)

**MLB TEAMS MANAGED**

Cleveland Indians (1951-56), Chicago White Sox (1957-65, 1968-69)

Al Lopez was a dependable backstop for four organizations over 19 seasons, earning a pair of National League All-Star selections along the way (1934, 1941). He then took the reins as player-manager for Indianapolis in 1948, and in his three-year tenure with the Tribe, logged the only 100-win season (1948, 100-54) and third of 10 American Association Championships in franchise history (1949). Lopez's minor league managerial success eventually earned him big league opportunities to manage the Cleveland Indians and Chicago White Sox. He averaged 95 wins per season with Cleveland, including an American League record 111 wins and AL Pennant in 1954. Lopez later joined the White Sox and delivered the South Stars their fifth AL Pennant in 1959. Over a 16-year span (1949-64), the only teams other than the New York Yankees to represent the AL in the World Series were Lopez's 1954 Indians and 1959 White Sox. He was elected into the National Baseball Hall of Fame by the Veterans Committee in 1977. Lopez lived to the age of 97 and passed just four days after watching the White Sox win the 2005 World Series, their first since 1917.



Charles "Gabby" Hartnett (1942) - Skyline 2


**MLB TEAMS PLAYED FOR**

Chicago Cubs (1922-40), New York Giants (1941)

**MLB TEAMS MANAGED**

Chicago Cubs (1938-40)

Viewed as one of the best catchers in baseball history, Charles "Gabby" Hartnett rocked Indianapolis headlines when he was named Tribe manager for the 1942 season. At age 41, Hartnett even took the field for Indy in 72 contests, clubbing four home runs while the team finished 76-78 overall. Hartnett first broke into the majors in 1922 and racked up six National League All-Star bids (1933-38) and the 1935 NL MVP. He finished second in the 1937 NL MVP race after posting a .354 batting average for the Cubs, the highest mark recorded by a catcher for the next 60 years. From 1938-40, Hartnett served as both a player and manager for the Cubs. Hartnett became the third Indianapolis Indian elected into the National Baseball Hall of Fame in 1955.




Andres Galarraga (1985) - Skyline 3

**MLB TEAMS PLAYED FOR**

Montreal Expos (1985-91, 2002), St. Louis Cardinals (1992), Colorado Rockies (1993-97), Atlanta Braves (1998, 2000), Texas Rangers (2001), San Francisco Giants (2001, 2003), Anaheim Angels (2004)

In his seventh minor league season, Andres Galarraga led all Indianapolis players in home runs (25), triples (8) and RBI (82) en route to Team MVP and American Association Rookie of the Year honors. His prolific power translated to the big leagues, where he recorded three consecutive seasons of 40-plus home runs (1996-98). He was a five-time National League All-Star (1988, 1993, 1997-98, 2000) and garnered two Gold Glove (1989-90) and Silver Slugger Awards (1988, 1996). He was the first Colorado Rockies player to be elected to the All-Star Game and first Venezuelan to win a batting title when he hit a league-best .370 in 1993. His .370 clip was the highest mark by a right-handed batter in the majors since Joe DiMaggio hit .381 in 1939. He then became an RBI-machine with 150 and 140 RBI back-to-back years (1996-97), both NL highs. Galarraga missed the entire 1999 season when he was diagnosed with non-Hodgkin's lymphoma, a form of lymphatic cancer, but he returned to the Braves in 2000 and hit .302 with 28 home runs and 100 RBI. As a result, he was awarded his second career Sporting News National League Comeback Player of the Year Award.




Harmon Killebrew (1958) - Skyline 4

**MLB TEAMS PLAYED FOR**

Washington Senators (1954-60), Minnesota Twins (1961-74), Kansas City Royals (1975)

On June 23, 1954, 17-year-old Harmon Killebrew made his major league debut with the Washington Senators. Four years later, Killebrew hit two home runs in 38 games for Indianapolis. It wasn't until Killebrew's age-23 season in 1959 that his prodigious power would earn him the nicknames "Hammerin' Harmon" and "Killer." He smashed an American League-leading 42 home runs for the Senators that year, the first of eight career 40-plus homer seasons. Baltimore Orioles manager Paul Richards marveled at Killebrew's titanic blasts, once telling media "Killebrew can knock the ball out of any park, including Yellowstone." Following the 1960 season, the Senators moved to Minnesota and became the Minnesota Twins. Killebrew's lone World Series appearance came in 1965 under the tutelage of manager and former Indianapolis Indian Sam Mele. The 11-time AL All-Star (1959, 1961, 1963-71) and 1969 AL MVP spent his last of 22 major league seasons with the Kansas City Royals. On May 4, 1975, Killebrew returned to Metropolitan Stadium in Minneapolis, where the Twins retired his No. 3 in a pregame ceremony. With the crowd on its feet during his first at-bat in an opposing uniform, Killebrew fittingly cranked the first pitch he saw into the left-field bleachers for a home run. The Idahoan retired with 573 career homers under his belt and was inducted into the National Baseball Hall of Fame in 1984.



Luke Appling (1962) - Suite 365


**MLB TEAMS PLAYED FOR**

Chicago White Sox (1930-43, 1945-50)

**MLB TEAMS MANAGED**

Kansas City Athletics (1967)

Luke "Old Aches and Pains" Appling managed the Tribe during the 1962 season, leading them to the American Association Pennant with an 89-58 record. Five years later, Appling's only big league managing experience came during a 40-game stint with the Kansas City Athletics. Appling's entire playing career was spent with the Chicago White Sox, where he primarily played shortstop and often led the team offensively. Appling paced the American League with a .388 batting average in 1936 and a .328 clip in 1943, two of 14 full seasons where the lifetime .310 hitter batted north of .300. World War II interrupted his 1944 season and most of 1945, but the two-time AL MVP runner-up (1936, 1943) and seven-time AL All-Star (1936, 1939-41, 1943, 1946-47) didn't miss a beat. Only 587 of his 2,749 career hits went for extra bases, but he added 1,302 walks and a .399 on-base percentage to his resumé. In 1964, Appling won a winner-take-all runoff election to gain entry into the National Baseball Hall of Fame. In the initial election, he garnered 70.6 percent of the vote as the top vote-getter but still fell nine votes short of the necessary 75 percent needed for induction. The subsequent runoff election saw him earn 94 percent of the vote — five votes ahead of 273-game winner and former Red Sox and Yankees hurler, Red Ruffing.




**"BIG CAT" RAKED FOR '85 TRIBE**

Becoming one of MLB's premier sluggers in the '90s, Andres "Big Cat" Galarraga won Indy's 1985 Team MVP Award and the American Association Rookie of the Year Award after leading the club with 25 home runs, eight triples and 82 RBI. (Photo by Tim Laughlin)



- A -

Abarbanel, Michael "Mickey"	1967
Abernathie, William	1952-53
Acevedo, Juan	2000
Ackley, Florian "Fritz"	1963-64
Adair, James "Choppy"	1939
Adams, Herb	1953
Adams, Jon "Mike"	2004
Adams, Karl	1914
Adams, Terry	2006
Aderholt, Morris "Morrie"	1946
Afenir, Michael "Troy"	1993
Agee, Tommie	1965
Agosta, Thomas "Junior"	1957
Aguilá, Christopher "Chris"	2007
Aguirre, Hank	1955-56
Ainsmith, Edward	1926
Alberts, Francis "Butch"	1979
Albosta, Edward	1947
Alcala, Santo	1974-75
Alcantara, Israel "Izzy"	2002
Alderson, Timothy "Tim"	2012-13
Aldrete, Michael	1989
Aldridge, Victor	1915-16
Aleno, Charles	1941
Alexander, Manuel "Manny"	2002
Alfaro, Jason	2006
Alfonso, Carlos	1976
Aliperto, Joseph	1944
Allemang, Harry	1903-04
Allen, Bill	1914
Allen, Horace "Pug"	1924-25
Allen, Marlon	1996




<b>Alou, Moises</b>	<b>1990</b>
Altobelli, Joe	1954-56, 1958
Alvarez, Jesus "Orlando"	1977
Alvarez, Pedro "El Toro"	2010-11
Amaro, Ruben	1960
Ambler, Wayne	1941
Ambrose, Elmer	1927, 1929-30
Amezaga, Alfredo	2005
Anderson, Charles	1944
Anderson, Donald	1970
Anderson, Harry	1961
Anderson, John	1927-28
Anderson, Kent	1993
Anderson, Michael	1993
Anderson, Norman "Craig"	1965
Anderson, Scott	1989-90
Anderson, Tanner	2018
Andino, Robert	2013-14
Andres, Ernie	1947
Andujar, Joaquin	1973-74
Anglely, Thomas	1930-33
Anna, Dean	2014
Anthony, Eric	1995-96
Archie, George	1937
Archinski, Anthony	1940
Arias, Amador	1995-96
Arline, James	1979
Armbrister, Edison "Ed"	1972-74, 1978
Armstrong, James	1969-70
Armstrong, Michael	1978

Arnsberg, Bradley	1993
Ascanio, Jose	2009, 2011
Ashenfelder, Roy	1912
Ashley, Nevin	2014
Ashley, Shon	1992
Atchley, Justin	1999
Atherton, Charlie	1906
Atkins, Arnold "Arnie"	1957
Attreau, Richard	1922
Averill, Earl	1955-56
Ayala, Robert	1993
Aylward, Dick	1953

- B -

Babb, Charles	1902
Babitt, Mack "Shooty"	1984
Baerga, Carlos	1999
Baez, Kevin	1998-99
Bagby, James	1948
Bahr, Edson	1948-49
Bailey, Arthur "Gene"	1924
Bailey, Ben	1996
Bailey, John "Mark"	1988
Baird, Doug	1921-22
Baker, Derrell	1985-87
Baker, Kenneth	1984
Baker, Steven	1985
Baker, William	1938-39
Bako, Gabor "Paul"	1997
Balas, Mitchell "Mike"	1939-40
Baldschun, Jack	1968
Balester, Collin	2015
Baller, Jay	1989
Ballinger, Henry "Del"	1950
Baney, Richard	1971, 1973-75
Barbato, Johnny	2017
Barberie, Bret	1991-92
Bargar, Greg	1984-85
Baringer, Allen	1934
Barker, Kevin	2000-01
Barker, Leonard "Large Lenny"	1986
Barnes, Clint	2014
Barnes, Barrett	2017
Barnes, Brian	1989, 1991-92
Barnes, Luther "Lute"	1974-75
Barnes, William	1943
Barnes, William "Skeeter"	1981-83, 1985-86
Barnhardt, Jim	1953
Barnhart, Clyde "Pooch"	1928-31
Barnhart, Leslie "Barney"	1931-32
Barnhart, Victor	1947
Barnwell, Christopher "Chris"	2009
Barranca, German	1981-82
Barrett, Charles "Red"	1939-40
Barrett, Francis "Frank"	1946-48
Barrett, Timothy	1985-89
Barrios, Manuel	1999
Barrios, Yhonathan	2015
Barski, Martin	1973
Barthmaier, James "Jimmy"	2008-09
Bartlett, Lee	1921-22
Basgall, Romanus "Monty"	1950-51
Bass, Brian	2010
Bastardo, Antonio	2017
Bastien, Jack	1941
Bates, Hubert "Bud"	1936
Batts, Matthew	1955
Bauer, Charles	1940
Bauer, John	1967
Baumer, Jarrett "Jack"	1952-53
Bautista, Denny	2009
Bautista, Jose "Joey Bats"	2005-06, 2008
Bayliss, Jonah	2006-08
Beam, Theodore "T.J."	2008
Beard, Ted	1947-51, 1956-63
Bearse, Kevin	1991

Beatty, Gordon "Blaine"	1992, 1995
Beauchamp, James	1968
Becker, Joseph	1941
Bedore, Frederick "Eagle"	1931-35
Begley, James "Imp"	1924
Behney, Melvin "Mel"	1970-72
Beimel, Joseph "Joe"	2011
Bejma, Aloysius "Ollie"	1929-30
Belcher, Timothy	1995
Belinda, Stanley "Stan"	1999
Belinsky, Robert "Bo"	1970
Belk, Timothy "Tim"	1994-97
Bell, David "Gus"	1950
Bell, Josh "JB"	2015-16
Beltre, Esteban	1990
Benedict, Matthew "Matt"	2015
Bennett, David "Chris"	1990-91, 1993
Berardino, Richard	1962
Bere, Jason	1999
Berenyi, Bruce	1979-80
Berger, Frederick	1936-37
Berger, Michael	1988
Berger, Walter	1940
Bergeron, Peter	2004
Berly, Jack	1932
Bernard, Pablo	1957
Bernero, Adam	2008
Bernier, Carlos	1949, 1960-61
Bernier, Douglas "Doug"	2010
Berry, ***	1922
Berry, Allan "Ken"	1963-64
Berry, Claude	1904-05
Bess, John "Johnny"	1995
Bestudik, Joseph	1941-42, 1946
Betzel, Bruno	1918, 1927-29
Bevacqua, Kurt	1970-71
Bevan, Harold "Hal"	1961
Bicknell, Charles "Bud"	1957
Bierek, Kurt	2000
Bilardello, Dann	1986
Biskup, Frank	1955-56
Bisland, Rivington	1911
Bixler, Brian	2007-10
Bjorkman, George	1984-85
Black, Victor "Vic"	2013
Blackburn, Earl	1914-15
Blackburn, Wayne	1940-44, 1946
Blake, Ed	1953
Blanco, Henry	2000
Blankenship, Theodore	1930
Blateric, Stephen "Steve"	1970, 1972-73
Bleich, Jeremy	2015
Blenkiron, Vernon "Vern"	1928
Blessing, Robert	1924
Bloodworth, Jim	1947
Blowers, Michael	1989
Blucher, William	1968
Bluege, Otto "Squeaky"	1935-36
Boak, Chester "Chet"	1961
Bockman, Joseph	1950
Bocock, Brian	2011, 2013
Boeve, Adam	2006-08
Boggs, Brandon	2012
Bolen, Stewart	1932-36
Bollweg, Donald	1955
Bolton, Orville	1941
Bolton, Rodney "Rod"	1997-98, 2000
Bongiovanni, Anthony	1939
Bonham, William	1981-82
Bono, Adlai "Gus"	1923
Bonura, Henry "Zeke"	1931



<b>Boone, Aaron</b>	<b>1997-99</b>
Boone, Bret	1997
Boone, Carl "Danny"	1926-30
Bootcheck, Christopher "Chris"	2009
Borbon, Pedro	1970-71
Bormann, John	2017
Borom, Edward "Red"	1944
Boros, Stephen	1968
Borowicz, Raymond	1971
Boscan, Wilfredo	2015-16
Boshers, Buddy	2018
Bostick, Christopher	2017-18
Bottenfield, Kent	1991-92
Botz, Robert	1960
Bouchet, C.	1935
Bouchet, Paul	1935
Bouknight, Kip	2007
Bouldin, Carl	1964-65
Bouza, ***	1936
Bowerman, Frank	1909-10
Bowers, Timothy "Jason"	2008
Bowker, John	2010-11, 2015
Bowles, Brian	2004
Bowling, Stephen	1979
Bowman, Ernest "Ernie"	1969
Bowman, Paul	1944
Bowsfield, Edward "Ted"	1960
Boyer, Blaine	2011
Boyer, Cloyd "Junior"	1957-61
Bozied, Robert "Tagg"	2009
Brack, Gilbert "Gibby"	1940-41
Bradford, Charles "Buddy"	1965-67
Bradley, Bobby	2005
Bradley, James "Richard"	1977
Brady, Robert	1945-46
Brady, William	1911
Brame, Ervin	1928
Branson, Jeffery "Jeff"	1997, 1999
Bratschi, Frederick "Fritz"	1918
Brault, Steven	2016-18
Braun, Randall "Randy"	1989-90
Bravo, Angel	1967, 1971
Braxton, E. Garland	1937
Breedon, Danny	1967, 1969-70
Breining, Fred	1985
Brice, Alan	1962
Brickell, George "Fred"	1927
Briggs, Dan	1977
Briggs, Herbert "Buttons"	1907
Briggs, Jonathan	1961
Brigham, Jacob "Jake"	2014
Briley, Gregory "Pee Wee"	1995
Brito, Jose "Oscar"	1981
Brito, Mario	1992
Broadway, Larry	2009
Bromberg, David	2013
Bronkhurst, Albert	1943-44
Bronkie, Herman "Dutch"	1914-18
Brooks, Jerome "Jerry"	1995
Bross, Terry	1994
Brower, James "Jim"	2007



## ALL-TIME ROSTER

Brown, Brant	2001	Cappuzzello, George	1978-79
Brown, Brooks	2013	Capri, Patrick	1944
Brown, Curtis	1986-87	Capuano, Christopher "Chris"	2004
Brown, Dustin "Dusty"	2011	Carbo, Bernardo "Bernie"	1969
Brown, Edward	1922-24	Cardoni, Armand "Big Ben"	1945
Brown, Jim	1947	Carey, Brooks	1982
Brown, John "Chris"	1995	Carisch, Frederick	1911
Brown, John "Red"	1939	Carl, Ray	1927
Brown, Kelson	2015	Carlin, Lucas "Luke"	2010
Brown, Kevin	2000-01	Carlos, Francisco "Cisco"	1967
Brown, Mordecai "Three Finger"	1919	Carlucci, Richard	1982-83
Brown, Scott	1980-81	Carlyle, Roy	1932
Brown, Steven	1985	Carr, Charles "C.C."	1906-10
Broxton, Keon	2015	Carr, John	1904-06
Brubaker, J.T.	2018	Carrara, Giovanni	1996-97, 1999, 2006
Brubaker, Wilbur "Bill"	1941	Carrasco, Hector	1996-97
Bruce, Louis	1905-06	Carreon, Camilo	1959
Brumfield, Jacob	1993	Carroll, Brett	2013
Bruske, James "Jim"	2000	Carroll, Thomas	1973-76
Buchanan, Robert	1983	Carter, ***	1926
Buckley, Travis	1995-96	Carter, Leon	1958-59
Buddie, Michael "Mike"	2000-01, 2003	Carter, Paul	1916
Buddin, Donald	1964	Carter, Steven	1993
Budzinski, Mark	2003	Casanova, Raul	2000, 2002
Buford, Don	1962-63	Case, Bobby Joe	1959
Bullinger, Kirk	2005	Casey, Joseph	1912-13
Bullington, Bryan	2005, 2007-08	Casey, Sean "The Mayor"	1998
Bullock, Eric	1990, 1992	Cash, Norman	1958
Bundy, Lorenzo "Bud"	1989	Cassini, Jack "Scat"	1948-49
Bunker, Richard	1960	Castiglione, Pete	1947-48
Burba, David "Dave"	2003	Castillo, Jose	2005
Burdi, Nick	2018	Castillo, Wilkin	2015
Burge, Arlie "David"	1968-69	Castle, Carmel	1941
Burk, Charles	1913-15	Castro, Jose	1990
Burke, James	1909, 1911	Cates, Timothy	1984-85
Burke, Timothy	1984	Cato, John "Keefe"	1982-83
Burkhart, Lance	2002	Catton, Robert	1964
Burnett, Allan "A.J."	2012	Caudill, William	1977
Burnett, Sean	2006-08	Causey, Cecil "Red"	1922
Burns, ***	1912	Cavet, Tillar "Pug"	1918-23
Burns, John	1906	Cecil, Rex	1946
Burns, Joseph	1944	Cedeno, Ronny	2011
Burns, William	1966	Cervelli, Francisco	2016
Burnside, Sheldon	1979-80	Cesar, Dionys	2001-02
Burres, Brian	2010-11	Chadbourne, Chester "Chet"	1909-10
Burrus, Maurice "Dick"	1928	Chakales, Robert "The Golden Greek"	1952-53
Burwell, William	1923-34	Chamberlain, Hal	1934-35
Busby, Michael "Mike"	2000	Chambers, Inman "Lamar"	1951-52
Bush, Owen "Donie"	1908, 1924, 1926	Chambers, Travis	1990
Butcher, Henry	1915, 1918	Chaney, Darrel	1971
Butera, Salvatore "Sal"	1984-85	Channell, Lester	1911
Buttler, Victor "Vic"	2006	Chantres, Carlos	2001
Butzberger, Al	1932-34	Chapman, Glenn	1932-33, 1938-39
Byers, Oliver	1944	Chavez, Jesse "Flaco"	2006-08
		Chavez, Raul	2008
		Chelini, Italo "Lefty"	1941
		Chenault, William	1907
Cabrera, Daniel	2012	Cheney, Laurence	1909-11
Cabrera, Ramon	2012	Chiaffredo, Paul	2005-06
Caffie, Joe "Rabbit"	1953-55	Chiavacci, Ronald "Ron"	2005-06
Caldwell, Earl "Teach"	1940	Chick, Travis	2010
Callaghan, Martin	1933	Chiffer, Floyd	1986
Callison, John	1958-59	Childers, Jason	2002-04
Caminero, Arquimedes	2016	Childers, Matthew "Matt"	2002-04
Camp, Norm	1953	Chrisley, Barbra "Neil"	1957
Campbell, Archie	1931-32	Christenbury, Lloyd	1923-25, 1927
Campbell, Bruce	1930	Christenson, Ryan	2002
Campbell, Michael	1989	Christmas, Stephen "Steve"	1982-83
Campbell, William	1923-24	Chulk, Charles "Vinnie"	2010
Campos, Francisco	2002-03	Cianfrocco, Angelo "Archi"	1992
Canate, William	1993	Cicero, Joseph "Dody"	1930
Cancel, Robinson	2001	Cicotte, Edgar	1906
Candaele, Casey	1985-86, 1988, 1994	Cieslak, Thaddeus "Ted"	1946
Cantwell, Richard	1915	Ciriaco, Pedro	2010-11
Canzler, Russell "Russ"	2013	Claggett, Anthony	2010-11
Capilla, Douglas	1978	Clark, Alfred "Allie"	1958
Capps, Matthew "Matt"	2005		

- C -

ORGANIZATION

2019 INDIANS

IL & OPPONENTS


2018 REVIEW

PIRATES

HISTORY

GENERAL

Clark, Brady	2003
Clark, James	1951
Clarke, Jay	1912-13
Clarke, Sumpter	1925
Clay, Danny	1990
Clemens, Chester "Chet"	1944
Clement, Jeffrey "Jeff"	2009-12
Clemente, Edgard	2002
Clemons, Clifford "Scott"	1987
Cleverly, James	1955
Cline, James "Pat"	2000
Clinkscales, Lester	1965-66
Coco, Pasqual	2003
Coffey, John	1910




**Colavito, Rocky 1954-55**

Colbrunn, Gregory	1992
Cole, Gerrit "Cole Train"	2012-14, 2016
Cole, Richard	1951
Cole, William "Rodger"	1986-87
Cole, Willis	1914-16
Coleman, Gordon	1955
Coleman, Vincent	1996
Coley, Austin	2018
Collier, Louis "Lou"	2000-01
Colon, Roman	2013
Combe, Geoffrey	1979-81
Comorosky, Adam	1928
Concepcion, David	1969
Conde, Ramon "Wito"	1962-70
Conner, Decomba	1996
Connolly, Mervin "Bud"	1927-30
Connolly, Michael "Mike"	2005-06
Conti, Stanley "Jason"	2003
Contreras, Jose	2013
Conway, Jack	1949
Conyers, Herbert	1952
Conzelman, Joseph	1915
Coogan, Dale	1949-50
Cook, Cliff	1961
Cook, James	1907-08
Cook, Kerry	1985
Cooke, Steven "Steve"	1998
Coolbaugh, Michael "Mike"	2001
Cooney, John	1932-35
Cooper, Gary	1994
Cooper, William "Walker"	1958-59
Coppinger, John "Rocky"	2001
Corbett, Douglas	1978-79
Corbett, Raymond	1983
Cordero, Wilfredo	1991-92
Cordier, Erik	2013
Corey, Mark F.	1998, 2005, 2007
Corey, Mark M.	1986-87
Corrales, Patrick "Ike"	1968, 1972
Correll, Victor	1978
Cortes, Jorge	2008
Cosman, James	1969, 1971
Coste, Christopher "Chris"	2004
Costello, John	1990
Costo, Timothy	1993-94
Cota, Humberto	2005, 2007
Cotelle, Cosmo "Como"	1934-36, 1944
Cotter, Richard	1913

Coulter, Arthur	1902-03, 1907-08
Courtright, John	1994-95
Covington, Clarence "Sam"	1918-22
Cox, William	1941
Crabble, Glen	1960
Craig, Edward	1905
Craig, Peter	1967
Crandall, James	1936-37
Crandall, Karl	1913-16
Crane, Sam	1918-19
Crawford, Alfred	1969-72
Crawford, Glenn "Shorty"	1948
Crawford, James	1932
Crawford, Joseph "Joe"	2000
Creasy, Jason	2016
Crespo, Cesar	2005
Crick, Kyle	2018
Cromer, Brandon	2000
Cromer, David "D.T."	1999
Cromley, Lyle	1904-07
Cross, Montford "Monte"	1909
Crotta, Michael	2010-11
Crouse, Clyde "Buck"	1930
Crow, Prentis "Lee"	1966
Crowell, James "Jim"	1997-98
Crowley, ***	1903
Crudale, Michael "Mike"	2003
Crum, Clarence	1918-20
Cruz, Luis	2008-09
Cucjen, Romulo "Romy"	1990
Cueillar, Miguel "Mike"	1961
Culbertson, Calvin	1993
Cummings, Midre	2002
Cumpton, Brandon	2013-14, 2017
Cunnane, William "Will"	2001
Cunningham, Todd	2018
Curry, Matthew "Matt"	2012, 2014
Curtis, Clifton	1905
Curtis, Robert "Wes"	1951
Cutshall, William	1985-86
Cvengros, Michael	1930-31

- D -

Daglia, Peter	1932-33
Dahlke, Jerome "Jerry"	1957-58
Dale, Emmett	1916-19
Dalesandro, Mark	2000
Daley, Leavitt "Buddy"	1953-54, 1956
Dallesandro, Nicholas "Dom"	1949-51
D'Amico, Jeffrey "Jeff"	2000
Daney, Arthur	1929-31
Darcy, Patrick	1974, 1976
d'Arnaud, Chane	2011-14
Daugherty, John "Jack"	1987-88
Dauphin, Phillip	1993
Davidson, Billy Joe	1954-55
Davidson, David "Dave"	2007, 2009
Davidson, Randall	1978-79
Davidson, Robert "Paul"	1908-09
Davidson, William	1964
Davins, James	1990
Davis, Blake	2014
Davis, Bret	1991
Davis, Douglas "Doug"	2003
<b>Davis, Eric</b>	<b>1983</b>



# ALL-TIME ROSTER

Davis, George "Storm"	1995	Dowd, James "Skip"	1911
Davis, James	1998-99	Dowless, Michael	1982-83
Davis, Jason	2008-09	Downey, Thomas	1913
Davis, Kane	2000	Downs, Jerome "Red"	1913
Davis, Michael	1991	Doyle, Blake	1980
Davis, Rajai "Raj"	2006-07	Doyle, Thomas "Tom"	1996
Davis, Thomas	1945	Drahman, Brian	1995-96
Davis, William	1976	Drake, Samuel "Sammy"	1964
Davison, Michael	1971	Drapcho, Edward	1962-64
Dawkins, Travis "Gookie"	2006	Dreier, Douglas	1973
Dawley, William	1980-82	Drese, Ryan	2008
Dawson, Rexford	1915-17, 1919	Drews, Frank	1946
Dawson, William "Willie"	1964	Drews, Karl	1958
Dean, Kevin	1989	Drissens, Daniel	1973
DeBusschere, David	1964-65	Driscoll, James	1973-74
de Caster, Yurendell	2005-07	Druhot, Carl	1908
DeCastris, Frank "Chico"	1971	Dubee, Michael	2010-11
Decker, Jaff	2014-15	Duckworth, Brandon	2006
Dedmon, Jeffrey	1989	Duff, Pat	1905
DeFreites, Arturo	1974-79	Duffalo, James	1968
Dehn, Gregory "Gordy"	1973	Duffy, Christopher "Chris"	2005-06, 2008
Deiningner, William	1947	Duffy, Frank	1969-70
De Jesus, Ivan	2013	Dufour, William	1957-59
Delahanty, Frank	1910	Duggan, Ed	1903
de la Hoz, Miguel "Mike"	1969-70	Duggan, John	1910
Delaney, Jason	2008-09	Duke, Jerome "Doug"	1989
De La Rosa, Jorge	2004	Duke, Zachary "Zach"	2005, 2007
Delgado, Alex	2003-04	Dumatrait, Phillip "Phil"	2009
Del Greco, Robert	1966	Dumoulin, Daniel "Dan"	1977-79
De Los Santos, Valerio	2002	Duncan, Frank	2016
Delsing, James	1957	Dunham, Wiley	1903
DeLucia, Richard	1994	Dunlap, J. Paul	1936, 1939
DeMontreville, Leon	1904	Dunleavy, John	1906
Dennis, Donald	1967	Dupon, Barton	1960
Denson, Drew	1995	DuRapau, Montana	2017-18
Dente, Sam	1953	Durham, Louis "Bull"	1908
Derrick, Claud "Deek"	1916-17	Durham, Miles	2011-12
Derringer, Paul "Duke"	1946	Durheim, Harry	1945
Derrington, Charles "Jim"	1958	Durocher, Jayson	2002-03
Desautels, Eugene	1952	Durrington, Trent	2004
DeShields, Delino "Bop"	1989	Dusan, Eugene	1973-74
Detore, George	1945	Duval, Michael "Mickey"	1979
Detweiler, Robert "Ducky"	1946	Dyck, Jim	1955
Devore, Joshua	1919	Dyer, Sidney	1930
Diaz, Alexis	1991		
Diaz, Argenis	2009-10	- [E] -	
Diaz, Einar	2007	Earley, Arnold	1960
Diaz, Elias	2014-17	Earley, Thomas	1945
Diaz, Jose "Jumbo"	2012	Easley, Edward "Ed"	2016
Diaz, Rafael "Ralph"	1992	Easter, Luscious "Luke"	1952
Diaz, Robinzon	2008-09	Eastenwood, Roy	1939
Dibble, Robert	1994	Eastwick, Rawlins "Rawly"	1973-75
Dick, Edward	1961	Eaton, Craig	1984
Dickerson, Christopher "Chris"	2014	Ebert, Derrin	2002-03
Dickerson, Walter	1945	Eckhardt, Oscar "Ox"	1936-37
Dickey, Guy	1904-05	Eddie, Steven "Steve"	1996, 1999
Dickey, Lloyd	1952	Edelen, Benny "Joe"	1982-83
Dickson, Cody	2017	Edington, Jacob "Stump"	1914
Diehl, George	1943-44	Edwards, Johnny	1961
DiFabio, Joseph	1971	Edwards, Michael "Mike"	2006-07
Dilks, Darren	1984	Egerer, Harold	1936
Dill, Robert	1945	Eischen, Joseph "Joey"	1997-98
Dismuke, James "Jamie"	1994-95	Eldred, Bradley "Brad"	2005-07
DiTusa, Domenick	1957	Elia, Lee	1965-67
Dixon, Leo	1921-23	Ellam, Roy	1918
Dixon, William "Eddie"	1989-91	Eller, Horace "Hod"	1924
Dobkins, Thomas	1952	Elliott, James "Jumbo"	1935
Dolan, Albert	1916-17	Elliott, Justin	2006
Doljack, Frank	1938	Ellis, Samuel "Sammy"	1961
Doll, Arthur "Moose"	1940	Emery, Calvin "Cal"	1960, 1968
Donahue, John "Deacon"	1944	Enger, Elert "Eli"	1927
Donnelly, Brendan	1995, 1998	English, Gilbert	1942-46
Dopson, John	1985-86, 1988	Enochs, Christopher "Chris"	2005
Dorman, Charles "Red"	1930-31	Enyart, Terry	1975
Dorsett, Brian	1993, 1995	Enzmann, John	1921
Doumit, Ryan	2005-07, 2009-11	Eppard, James	1992

ORGANIZATION

2019 INDIANS

IL & OPPONENTS

2018 REVIEW

PIRATES

HISTORY

GENERAL


ALL-TIME ROSTER

Epperly, Albert	1938
Eppler, Tyler	2017-18
Eppley, Cody	2014
Erdos, Todd	2004
Erickson, Matt	2004
Erickson, Paul	1949
Esasky, Nicholas	1981-83
Escalera, Santurmino "Nino"	1953
Espinal, Edwin	2017
Espy, Cecil	1993
Estevis, Camilo	1964
Estrada, Horacio	2000
Estrella, Leoncio "Leo"	2003
Etler, Todd	1996, 1999
Eubank, John	1908
Evans, Nicholas "Nick"	2012
Eveland, Dana	2010



Facchini, Alfred "Aldo"	1958-59
Faeth, Anthony	1926
Fairly, Carl	1943
Falkenberg, Frederick "Cy"	1916-18
Falzone, Alfred	1942
Faraci, Joseph	1967
Farkas, Ronald "Ronnie"	1981-82
Farmer, Howard	1989-92
Farnsworth, Jeffrey "Jeff"	2004
Farnsworth, Kyle	2013
Farrell, ***	1918
Farrell, Jeremy	2012
Farrell, John	1905-06
Farrell, Kerby	1944
Fasano, Salvatore "Sal"	2002
Fassero, Jeffrey	1991
Faul, William	1968
Faulk, Mitchell "Kelly"	1987
Fausett, Robert "Leaky"	1936-38
Faye, Edward	1916
Feliz, Anderson	2017
Feliz, Michael	2018
Ferek, Stanley	1947-48
Ferguson, William	1971-72
Fernandez, Froilan "Nanny"	1949-51
Fernandez, Humberto "Chico"	1964
Fernandez, Jose	2000
Fernandez, Lorenzo "Chico"	1967
Ferrer, Sergio	1980-81
Ferreyra, Raul	1977-78
Ferrick, Tom	1953
Ferry, Michael	1994-95
Fiala, Neil	1982
Field, Thomas "Tommy"	2014
Figard, Gordon	1959
Figueroa, Luis	2004
Figueroa, Nelson	2002, 2011
Figueroa, Stephen "Cole"	2016
Fillingim, Dana	1917
Fireovid, Stephen "Steve"	1990
Fischer, Jeffrey "Jeff"	1987-88
Fischer, William	1965-67
Fisher, George "Showboat"	1926
Fisher, Harry	1951
Fisher, John	1904-06
Fisher, Thomas	1969
Fitz Gerald, Ed	1950
Fitzgerald, Howard	1931
Fitzgerald, Michael "Mike"	1986, 1988, 1991
Fitzgerald, Ray	1931-32
Fitzsimmons, Fred	1922-25
Flaherty, Ed	1920
Flanigan, Thomas	1957-58
Fleming, Leslie "Les"	1948-49
Fletcher, Darrin	1992
Fletcher, Glenn	1940-43, 1945-47
Fletcher, Robert	1945
Flick, Charles	1902

Florence, Paul "Pep"	1925-28
Florimon, Pedro	2015-16
Flowers, Charles "Wes"	1938, 1944-46
Flowers, D'Arcy "Jake"	1936
Flury, Patrick "Pat"	1999
Flynn, John	1913
Flynn, Robert "Doug"	1974
Foiles, Henry "Hank"	1953-54
Foley, Thomas	1981-82
Ford, Benjamin "Ben"	2003-04
Ford, Darren	2013
Ford, Eugene	1903
Ford, Shelby	2009, 2011
Fordham, Thomas "Tom"	2000-01
Fordyce, Brook "Dyce"	1996-98
Fortugno, Timothy "Tim"	1996



**Foster, George "Yahtzee" 1973**


Foster, John	2003
Fox, Chad	2001
Fox, Jacob "Jake"	2012
Fox, William	1902-03
Francis, Earl	1966
Francis, William	1923
Franco, John	1983
Frank, Stephen "Mike"	1998-99
Franklin, Anthony	1975-76
Franklin, Glen	1983
Franklin, Micah	2001
Frazier, Adam "Fraz"	2016-18
Frazier, Foy	1930
Frazier, Ronald "Ron"	1996
Freed, Roger	1974
Freeman, Jerry "Buck"	1911
Freigau, Howard "Ty"	1930
French, Charles	1918
French, Donald	1937-40
Frey, Steven	1989-91
Fricano, Marion	1955
Friday, Brian	2010-12
Fridley, James "Big Jim"	1952
Friel, William	1905
Friend, Bob "Warrior"	1950
Friend, Owen "Red"	1954
Frieri, Ernesto "Big Ern"	2014
Frobel, Douglas "Doug"	1985, 1988
Fryer, Eric	2011-12
Fuentes, Michael "Mike"	1984-85
Fuller, James "Jim"	2016
Fulton, Greg	1992
Furmaniak, Jason "J.J."	2005-06



Gables, Ken	1947
Gagnier, John "Ed"	1912
Gaines, Joe	1961
Gakeler, Daniel	1989-90
Galarraga, Andres "Big Cat"	1985
Galatzer, Milton	1938-42
Gallagher, Sean	2011
Gallivan, Philip	1935
Gallivan, Thomas	1935-38
Galloway, James	1913-14
Galvez, Balvino	1990

**ALL-TIME ROSTER**

Gamache, Daniel "Dan"	2015-16	Graybill, David	1986
Gandarillas, Gustavo "Gus"	2001-02	Grba, Eli	1967
Ganss, Robert	1948-50	Green, Chad	2000
Gants, Paul	1927	Green, Gary	1993
Garcia, Guillermo	1996-99	Green, Gene	1964
Garcia, Jose	2002	Green, Nicholas "Nick"	2007
Garcia, Omar	1998	Green, Otis	1990
Garcia, Vinicio "Chico"	1957-58	Greene, Richard "Rick"	1999
Garcia, Willy	2015-16	Greene, Willie	1993-95
Gardner, Mark	1987-89, 1991	Greenfield, Kent	1931
Garrett, Gregory	1971	Gregg, Harold "Hal"	1950
Gaspar, Rodney	1972	Gregg, William "Tommy"	1993
Gasque, Edwin	1955-56	Grewal, Ranbir	1991-92
Gates, Michael	1984		
Gaw, George "Chippy"	1920		
Gearhart, Lloyd "Gary"	1950-53		
Geishert, Vernon	1970-71		
Gemoll, Brandon	2004		
George, Frank "Frankie"	1977		
George, Thomas "Lefty"	1910		
Geraghty, Benjamin	1945		
German, Franklyn	2008		
Gettman, Jacob	1913		
Getz, Gustave "Gee-Gee"	1911		
Gibraltar, David "Dave"	2001		
Gibraltar, Stephan "Steve"	1995-96, 1998		
Gibson, William "Joel"	1965-66		
Gideon, Byron "Brett"	1989		
Gilbert, Drew "Buddy"	1961		
Gilbert, Mark	1983		
Gill, George	1941-42		
Gill, James "Bobby"	1918		
Gill, Robert	1960		
Gimenez, Hector	2009		
Ginsberg, Myron	1954		
Ginter, Keith	2004		
Ginter, Matthew "Matt"	2006		
Giron, Roberto	2002-04		
Glasnow, Tyler	2015-17		
Glauber, Keith	1998-99		
Glaze, Daniel "Ralph"	1909-10		
Glock, Charles	1943		
Glover, John "Gary"	2004		
Glynn, Bill	1955		
Glynn, Edward "Ed"	1985		
Glynn, Eugene "Gene"	1984-85		
Glynn, Ryan	2002		
Godby, Danny	1969-71, 1976		
Godfrey, Graham	2013		
Goedert, Jared	2013		
Goff, Jerry	1990-92		
Golden, James	1964		
Goldman, Jonah	1931-32		
Gomez, Jeanmar	2013		
Gonzales, Rene	1984-86		
Gonzalez, Michael "Mike"	2005		
Gonzalez, Victor "Raul"	2006		
Goodwin, Clyde	1905		
Goodwin, Curtis	1996-97		
Gordon, Keith	1994-95		
Gorman, Charles	1929		
Gorman, Thomas	1960		
Gornicki, Henry	1947		
Gorzalanny, Thomas "Tom"	2005-06, 2008-09		
Gosselin, Philip "Phil"	2017		
Gossett, John	1914-20		
Graber, Rodney	1956		
Grabow, John	2007		
Grace, LaVern	1955		
Grace, Michael	1977-80		
Graham, Arthur "Skinny"	1941		
Graham, Oscar	1909-10		
Grapenthin, Richard	1984-85		
Grasso, Newton "Mickey"	1955		
Graves, Daniel "Danny"	1997-98		
Gray, John	1956, 1960		



**Griffey, George "Ken" 1973-74**

Griffey, Martin	1931
Griffith, Thomas	1914
Grim, John	1902
Grimsley, Ross "Crazy Eyes"	1970-72
Grisson, Marquis	1989-90
Grott, Matthew	1993-95
Groves, Larry	1985-86
Grow, Lorin	1975-76
Grunwald, Al "Stretch"	1950
Gryboski, Kevin	2007
Gubanich, Creighton	2000-01
Gueisser, ***	1932
Guerra, Deolis	2015
Guerra, Mark	2003
Guerrero, Julio	2005
Guintini, Ben	1947
Gutteridge, Don	1948-50
Guzek, Robert	1963
Guzman, Edwards	2005

**- H -**

Hacker, Eric	2009
Hacker, Warren	1962-66
Hague, Joe	1973
Hague, Matt	2011-14
Hahn, John	1949
Haines, Alfred	1945
Hairston, Samuel	1957-58
Hale, John	1980
Hale, Robert	1958
Hale, Sammy	1932
Haley, Curtis "Trey"	2016
Hall, Bill	2002-03
Hall, Prentice	1929, 1931-32
Hall, William "Billy"	1997
Hallett, Jack	1947-49
Hallman, William H.	1911-12
Hallman, William W.	1905
Hamende, Ronald "Joe"	1969-70
Hamman, Corey	2008-10
Hammill, Joseph	1922
Haney, Christopher "Chris"	1991-92
Haney, Fred "Pudge"	1927-28
Haney, Todd	1991-92
Hankins, Derek	2010
Hansen, Craig	2008
Hansen, Doug	1953
Hansen, Jed	2003
Hanson, Alen "El Chamaquito"	2015-16

ORGANIZATION

2019 INDIANS

IL & OPPONENTS

2018 REVIEW

PIRATES

HISTORY

GENERAL

# ALL-TIME ROSTER

ORGANIZATION

2019 INDIANS

IL & OPPONENTS

2018 REVIEW

PIRATES

HISTORY

GENERAL

Hardgrove, Omer W.	1910	Hildebrand, Oral	1930-31, 1942
Hardtke, Jason	1999	Hill, Carmen	1919, 1922-26
Hardy, Carroll	1956	Hill, Milton	1993
Hardy, James "J.J."	2004	Hill, Oliver	1940
Harikkala, Timothy "Tim"	2000-02	Hill, Orsino	1988
Harrell, William "Billy"	1954-56	Hill, William "Bobby"	2005
Harrelson, William	1970-71	Himes, John	1906-07
Harriger, Dennis "Denny"	1999	Himes, Lawrence "Larry"	1964
Harrington, Charles "Mickey"	1960	Hinkle, Daniel "Gordie"	1938
Harrington, Roland	1940	Hinton, Charles	1961
Harrington, William	1913-14	Hinton, Richard	1976
Harris, Charles "Bubba"	1952	Hixon, Loren	1912
Harris, Greg	1982-84	Hoagland, Thomas	1963
Harris, James "Billy"	1971	Hobaugh, Edward	1959, 1964
Harris, John	1983	Hocutt, Michael	1986
Harris, Reginald "Reggie"	2000	Hodapp, U.J. "Johnny"	1924-25
Harris, Tyrone "Gene"	1989	Hoeksema, Dave	1985
Harrison, Josh "J Hay"	2011, 2013, 2015	Hoerner, Joseph	1977
Harshbarger, Glenn	1954-55	Hoff, James	1972
Hart, Jon "Corey"	2004, 2015	Hofferth, Stewart "Stew"	1943
Hart, Kevin	2010	Hoffman, Clarence "Dutch"	1930, 1933
Hart, William	1906	Hoffman, Daniel	1911
Hartley, Grover "Slick"	1926	Hogan, James "Shanty"	1937
Hartnett, Charles "Gabby"	1942	Hogriever, George	1902-04
Haslin, Michael "Mickey"	1943	Hogsett, Elon "Chief"	1942-43
Hayden, John	1908-10	Hohnhorst, Edward	1912
Hayes, Ben	1982-83	Holdzkorn, John	2014-15
Hazel, Albert	1945-46	Holke, Walter "Union Man"	1926-28
Hazle, Robert "Hurricane"	1954	Hollingsworth, Phillip "Ethan"	2013
Heath, Minor "Mickey"	1935-36	Hollins, Damon	1999-00
Heath, William	1965	Holman, Brian	1987-88
Hecht, Steven	1990-91	Holmes, Clay	2017-18
Hedrick, Donald "Hed"	1951	Holmes, Howard "Ducky"	1906
Heidenreich, Curtis	1983	Holshouser, Herman	1931
Heilman, Aaron	2011	Holt, Brock "Brock Star"	2012
Heine, ***	1922	Hooker, William	1963
Heintz, Michael	1973-74	Hooks, Alexander	1930
Hellweg, Johnny	2018	Hooper, Bob	1955
Helms, Wesley "Wes"	2003-04	Hoover, John	1990
Heltzel, William "Heinie"	1944-45	Hoover, Robert "Joe"	1937
Henderson, Joseph "Joe"	1975-77	Hopke, Frederick	1961
Henderson, Steven	1977	Hopke, William "Bill"	1907-09
Hendrickson, Benjamin "Ben"	2004	Horlen, Joel	1963
Henline, Walter "Butch"	1919-21	Horne, Berlyn "Trader"	1931-32
Henriquez, Ralph	2014	Hoskins, David	1954-55
Henry, Floyd "Butch"	2001	Host, Eugene "Twinkles"	1958
Henry, Frank "Dutch"	1925-26	Hostetler, David	1985
Henry, William	1968	House, Patrick	1965, 1970
Heredia, Gilbert	1992	House, Walter	1930
Heredia, Ubaldo	1987	Householder, Paul	1980-81
Hernandez, Adrian "El Duquecito"	2004	Houser, Benjamin	1911
Hernandez, Anderson	2012	Housman, Jeff	2004
Hernandez, Cesar	1993	Houston, James	1927
Hernandez, Christopher "Chris"	2007-08	Houston, Melvin	1988-91
Hernandez, Gorkys	2011-12, 2015	Howard, Bruce	1964, 1967
Hernandez, Jose	2000, 2007	Howard, Lee	1947
Hernandez, Michel	2008	Howard, Roger	1957
Hernandez, Rudolph "Rudy"	1961	Howard, Thomas	1996
Hernandez, Runelvys	2007	Howell, Jay	1979-80
Herndon, Roy	1944	Howell, Millard	1958-59
Herrera, Yoslan	2008-09	Howitt, Dann	1996
Herring, Paul "Blito"	1981	Howley, Dan "Dapper Dan"	1907-10
Herrmann, Frank	2015	Huber, Otto	1942
Hertzler, Paul	1985	Hudler, Rex "Wonder Dog"	1988
Hesketh, Joseph	1984, 1988-89	Hudson, Jack	1977
Hess, Arthur	1903-04	Hufft, Irvin "Fuzzy"	1932-33
Heving, Joe	1932	Hughes, James	1958
Heydon, Michael	1902-04	Hughes, Jared "Bull"	2011-14, 2016
Hiatt, Philip "Phil"	1999	Hughes, Keith	1993
Hickey, John	1906	Hughes, Stephen	1980
Hicks, Jim	1964-67	Hulett, Timothy	1988
Hicks, Joe	1958-59, 1961	Hume, Thomas	1975-77
Higdon, William	1952	Hunt, Allen	1939-42
Higgins, Dennis	1965, 1967	Hunt, James "Randy"	1986
Higgins, Robert	1910	Hunter, Brian	1995, 1997
High, Charles	1931	Hunter, Frederick "Newt"	1911-12


Hurdle, Clinton "Clint"	1982
Hurst, James	1995
Hurst, Jonathan	1992
Hurt, Wally	1927
Huson, Jeffrey "Jeff"	1989
Hutchings, John	1942-44, 1946, 1948-51
Hutchinson, Ira	1945
Hutchison, Andrew "Drew"	2016-17
Hutson, Eulas	1952
Hutton, Mark	1998
Hyman, Donald	1960
Hyzdu, Adam	1994

- I -

Iapoce, Anthony	2000
Iglesias, Juan	1960
Inge, Charles "Brandon"	2013
Ingerton, William "Scotty"	1912-13
Inman, Jeffrey "Jeff"	2015
Irwin, Phillip "Phil"	2012-14
Isales, Orlando	1982-83
Ishikawa, Travis "Smoky"	2015
Iwamura, Akinori	2010
Izquierdo, Enrique "Hank"	1956
Izquierdo, Hansel	2005

- J -

Jackson, Damian	1997-98
Jackson, John	1972
Jackson, Michael	1994-95
Jackson, Randy "Jay"	2014
Jackson, Ronald "Ron"	1957, 1959-60
Jackson, Steven	2009-11
Jacobs, Arthur	1939-40
Jacobs, Lamar "Jake"	1961
Jacobsen, Landon	2006
Jacobsen, Larry "Bucky"	2001
Jacobson, William	1928
Jacquez, Patrick "Pat"	1972
Jadwin, James	1954-55
Jaeger, Charlie	1905
Jakubauskas, Christopher "Chris"	2010
James, Robert	1906
Jancich, Gregory	1961, 1963
Janvrin, Harold "Hal"	1923
Janzen, Martin "Marty"	1999
Jaramillo, Jason	2010-11
Jarvis, Kevin	1994-96, 1998
Jarvis, Leroy "Roy"	1947
Jean, Domingo	1995-96
Jeffcoat, George	1943, 1945
Jennings, James "Doug"	1994, 2003
Jensen, Marcus	2002
Jeroloman, Brian	2013
Jhang, Jin-De	2016
Jimenez, Felix "Elvino"	1970-71
Jimenez, Pedro	1945
Johnson, Brian	1999
Johnson, Chester	1948-49
Johnson, Gary "Griz"	1964-66
Johnson, Kristofer "Kris"	2012-13
Johnson, Lloyd	1937-41
Johnson, Mark J.	2002
Johnson, Mark L.	2004
Johnson, Mark P.	1997-98
Johnson, Michael "Mike"	1972-73



Johnson, Randy "Big Unit" 1988-89

Johnson, Ronald	1984
Johnson, Roy	1984-85
Johnson, Stanley	1959
Johnson, Wallace "Wally"	1984-86, 1990
Johnson, William "Russ"	2007
Johnston, Leonard "Len"	1960-66
Johnston, Manly	1963, 1965-66
Johnston, Michael "Mike"	2005-06
Jones, Allen	1956
Jones, Brandon	2010
Jones, Christopher "Chris"	2000-02
Jones, Clarence	1969
Jones, Elijah	1909
Jones, Eugene	1930-31
Jones, Garrett	2009
Jones, Grover "Deacon"	1963-64
Jones, James	1903
Jones, Jeffrey	1983
Jones, John "Admiral"	1920
Jones, John "Binky"	1924
Jones, John P.	1931
Jones, Joseph	1967
Jones, Lynn	1978
Jones, Michael	1987
Jones, Mitchell "Mitch"	2010
Jones, Paul	1921
Jones, Sam	1952-54
Jones, Steven	1966-67
Jones, Tyler	2018
Jonnard, Claude	1922, 1929-30
Jordan, Ricardo	1998, 2000
Jordan, Willis "Dave"	1958
Jorgensen, Carl "Pinky"	1938
Josephson, Duane	1966-67
Joyce, Michael	1962-63
Judd, Edward	1929
Judson, Howard	1953
Julio, Jorge	2009
Jurak, Edward	1989

- K -

Kahle, Robert	1936-37
Kahoe, Michael	1906
Kaiser, Alfred "Deerfoot"	1912
Kaiser, Jeffrey	1993
Kaiserling, George	1913
Kalin, Frank	1947-52
Kanavas, Nicholas	1944
Kang, Jung Ho	2016, 2018
Kantlehner, Erving	1917
Karstens, Jeffrey "Jeff"	2009-10, 2012
Kasperek, Kenn	2014
Kata, Matthew "Matt"	2007-08
Katawczik, Fred	1968
Kealey, Steven	1974
Keegan, Edward	1960
Keegan, Robert "Smiley"	1958
Keen, William "Buster"	1910
Keene, Brown	1912
Kelleher, John	1913-14
Keller, Mitch	2018
Kelley, Harry	1944
Kelley, William	1906

# ALL-TIME ROSTER

ORGANIZATION

2019 INDIANS

IL & OPPONENTS

2018 REVIEW

PIRATES

HISTORY

GENERAL

Kellogg, Robert	1949-50	Kramer, Thomas	1994
Kellum, Winford "Win"	1902-03, 1906-07	Kratz, Erik	2009-10
Kelly, Bob	1906	Krause, Scott	2000
Kelly, Donald "Don"	2007	Krawczyk, Jack	2002
Kelly, Joe	1915-16	Kremblas, Francis "Frank"	1993-96
Kelly, Michael "Mike"	1996-97	Kremers, James	1991-92
Kelly, Robert	1954	Kreutzer, Franklin	1962-63
Kelly, William	1980-81	Kroner, John	1931-32
Kelso, William	1968	Kroon, Marc	1998
Kendall, John	1910	Krop, Robert	1961
Kennedy, Benny "Bo"	1993	Krueger, Ernest	1922-25
Kennedy, Bill	1950	Krug, Henry	1907
Kennedy, Junior	1973-76	Krug, Martin	1913
Kennedy, Richard "Slick"	1966, 1968-69	Krynzel, David "Dave"	2004
Kennedy, Robert	1957	Kubski, Gilbert	1982
Kensing, Logan	2012	Kuchno, John	2016
Kenworthy, Richard	1965-67, 1971-72	Kuhl, Chad	2016
Kepshire, Kurt	1982, 1988	Kuhns, Charles	1902
Kern, William	1964	Kuwata, Masumi	2007
Kerneck, George	1970	Kuzava, Robert "Sarge"	1959
Kerns, Henry "Butch"	1910		
Kerrigan, Joseph	1981	- L -	
Kerrigan, Robert "Huck"	1952	LaCoss, Michael	1977-78, 1992
Kessinger, Robert "Keith"	1993-94	Lacy, George "Big Gee"	1946
Kettle, Gerald "Jerry"	1960	Ladell, Cleveland	1996
Keupper, Henry	1909	LaFromboise, Robert "Bobby"	2014-15
Keyser, Brian	1998	Lahti, Jeffrey	1981
Kieschnick, Michael "Brooks"	2003-04	Lajoie, Napoleon	1918
Kihm, George	1902-03	Lakeman, Albert	1941
Kilgo, Raymond "Rusty"	1994-95	Lambo, Andrew	2011, 2013-14
Killebrew, Harmon	1958	Landis, James	1957
Killen, Frank	1902-03	Landrum, Thomas "Bill"	1983, 1992
Kimball, Jack	1911-12	Lang, Don	1939-40
Kinaman, Charles "Dick"	1952-53	LaPalme, Paul "Lefty"	1950-51, 1958
King, Clyde	1954	Larish, Jeffrey "Jeff"	2012-13
King, Harold "Hal"	1973-74	LaRue, Michael "Jason"	1998-99
King, Ray "Burger"	2000, 2002	Lassetter, Donald	1960
Kingham, Nicholas "Nick"	2014-15, 2017-18	Latman, Arnold "Barry"	1957-58
Kinney, Joshua "Josh"	2014	Latshaw, Robert	1936-40
Kinnunen, Michael	1984	Lavarnway, Ryan	2018
Kinsella, Robert	1921	Lawless, Thomas	1982-84
Kirke, Jay	1923	Lawrence, Brooks "Bull"	1960
Kissane, Dennis	1967	Lawrence, Joseph "Joe"	2003
Klages, Frederick	1966-67	Lawrie, Joseph "Babe"	1934-1937
Kleckley, James	1948	Layne, Herman	1927-29, 1933
Kleven, Jay	1977	Lazar, John "Danny"	1965
Klieman, Edward "Specs"	1946	Lea, Charles	1987
Klimek, Joshua "Josh"	2001	Leahy, Thomas	1908
Klingenbeck, Scott	1997-99	Leary, John	1916-17, 1919
Klinger, Robert	1949	Leary, Robert	1990
Klopp, Stanley "Betz"	1944	LeBlanc, Eric	1999
Klugmann, Josie "Joe"	1925-26	Ledezma, Wilfredo "Wil"	2010
Klutz, Clyde	1949	Lee, Ernest	1933-34
Kmak, Joseph "Joe"	1996-97	Lee, Robert "Derek"	2000, 2003
Knapp, Michael	1995	Lee, Taber	2006
Knight, Charles "Ray"	1973-76	Leek, Eugene	1963
Knox, John	1976	Leesman, Charles "Charlie"	2015
Knox, Ryan	2003-04	Lehman, John	1944
Knudson, Guido	2016	Lehner, Paul	1952
Koelling, Brian	1993-94	Leibrandt, Charles	1978-79, 1981, 1983
Koenecke, Leonard "Len"	1928-31	LeMaster, Johnnie	1986
Koestner, Elmer	1918	Lemon, Jim	1953
Kolb, Brandon	2001	Lemon, Lee	1910
Kolb, Daniel "Dan"	2003, 2007	Leon, Jose	2005
Konerko, Paul	1998	Leroux, Christopher "Chris"	2011-12
Koonce, Graham	2005	Leroy, Louis	1913-14
Koontz, James	1985	Leshner, Brian	2001
Kopf, William "Larry"	1927	Leskanic, Curtis	2002
Koplove, Michael "Mike"	2009	Lesley, Bradley	1982-83
Koranda, James	1962-64	Leslie, Fenner	1903
Korczowski, Thomas	1954	Letchas, Charlie	1948
Kores, Arthur	1920	Leveille, Rolland	1950
Kosco, Andrew	1973	Leverenz, Walter	1915
Koshorek, Clement	1955	Leverett, Gorham "Dixie"	1927-28
Koupal, Louis	1927	Levis, Jesse	2001
Kraly, Steve	1960	Levrault, Allen	2000-01
Kramer, Kevin	2018	Lewis, John D.	1918





McCall, John "Windy"	1950-52
McCall, Roderick "Rod"	1999
McCann, Emmett	1931-32
McCarthy, John	1942
McCarthy, Joseph	1911
McCarthy, Thomas	1910
McCarty, David	1995
McCarty, John	1911-14
McChesney, Harry "Pud"	1909
McCormick, ***	1902
McCormick, Myron "Mike"	1938-39
McCraw, Tommy	1962-63
McCreery, Thomas	1904-05



### McCutchen, Andrew 2007-09

McCutchen, Daniel	2008-10, 2012
McDade, Neal	2005
McDonald, Edward	1918
McDonald, James	2013
McDonald, Jimmie "Hot Rod"	1957-59
McDonald, John	2013
McDonald, Rex	1932
McDowell, Clyde	1942
McElroy, Charles "Chuck"	1996
McEnaney, Will	1973-74
McGhee, Warren "Ed"	1951
McGill, William	1905
McGuiness, Christopher "Chris"	2014
McKay, Cody	2003
McKee, Raymond "Red"	1910-12
McKee, William "Harold"	1947
McKeon, Joel	1989
McKinney, Brett	2017-18
McLaughlin, Patrick	1937
McLeary, Marty	2006-07
McLish, Cal	1948
McLouth, Nathan "Nate"	2005
McMillan, Tommy	1915
McNair, Eric	1943
McNertney, Gerald "Jerry"	1962-63, 1965
McPartlin, Frank	1903
McPhail, Marlin	1991
McPherson, Dallas	2012
McPherson, George	1977
McPherson, Kyle	2012-13
McRae, Alex	2018
McRae, Harold "Hal"	1968-69
Meacham, Russell "Rusty"	1999
Meadows, Austin	2016-18
Meadows, Henry	1929
Means, Richard	1957-58
Medina, Jhondaniel	2016
Meek, Evan	2008-09, 2011-12
Mejia, Roberto	1996
Mejias, Samuel	1979
Mele, Sabath "Sam"	1957-58
Melhuse, Adam	2009
Melillo, Kevin	2010
Melo, Juan	1999
Meloan, Jonathan "Jon"	2009
Melton, James	1956
Menees, Henry "Gene"	1980-81
Menendez, Louis	1938
Meoli, Rudolph "Rudy"	1976-77
Mercedes, Henry	1998

Mercer, Jordy "The Rook"	2011-13, 2015
Merchant, Mark	1993
Merrell, Philip "Phil"	1999
Merritt, James	1972
Merson, John	1951
Merz, Otto	1910-15
Mesa, Richard "Pete"	1955
Mesner, Stephen	1938
Mettler, Victor	1937-38
Metz, Benjamin	1913-15
Metz, Leonard	1929
Meyer, Daniel "Dan"	2011
Meyers, Herman	1927-28
Meyers, Otto	1937-38
Michalak, Christian "Chris"	2004
Mieses, Jose	2001
Milankovich, Stan	1951
Milijus, John	1934
Milledge, Lastings	2009
Miller, Adam	2015
Miller, Frank	1930
Miller, Jeffrey "Jeff"	2005
Miller, John	1965
Miller, Mark	1980
Miller, Matt	2008
Miller, Otto	1924
Miller, Ralph D.	1902
Miller, Ralph J.	1926-28
Miller, Robert	1961
Miller, Russell	1931
Miller, Travis	2003
Miller, Walter "Jake"	1931
Milligan, David	1910
Mills, James "Brad"	1984
Miner, Eddie	1979-81
Mims, James	1950
Minarcin, Rudolph	1954
Mingori, Steve	1968-69
Minnick, Donald	1956
Minoso, Orestes "Minnie"	1964
Mitchell, Keith	1995-97
Mitrus, George	1944
Mix, Gregory "Greg"	2000
Modica, Pete	1950
Moeller, Gerald	1962
Mohorcic, Dale	1990
Molinaro, Robert	1983
Monahan, Peter	1929-31
Moncrief, Charles	1941
Mondino, Peter	1930
Montague, Edward	1931
Montalvo, Jose "Joe"	1952-53
Monteagudo, Aurelio	1967-69
Montgomery, Roy	1904
Moon, Brian	2002
Moore, Archie	1969
Moore, Bradley	1993
Moore, David	1977-79
Moore, D.C. "Dee"	1935, 1939-40
Moore, Eugene	1911
Moore, Joe "Jo-Jo"	1942-43
Moore, Marcus	1995-96
Moore, William "Billy"	1986-89
Morales, Jose G.	2012
Morales, Jose M.	1984
Morales, Richard	1967
Morales, Tomas	2016-17
Moran, Charles	1905
Moran, Cyril "Butch"	1947
Morel, Brenton "Brent"	2014-15
Moreno, Armando	1989
Morgan, Cy	1905
Morgan, Edwin	1943-45
Morgan, Nyjer	2007-08
Moroff, Max	2016-18
Morrell, Willard	1931
Morris, Anthony "A.J."	2014-15

# ALL-TIME ROSTER

Morris, Avery "Bryan"	2012-13	Niggeling, John	1938-39
Morris, Jeffrey "Hunter"	2015	Niles, Harry	1913-14
Morris, John	1969	Niles, Ned	1924-26
Morris, William "Hal"	1993, 1995-96	Nitkowski, Christopher "C.J."	1995, 2005-06
Morrison, Eugene	1921-22	Nix, James "Jim"	1997
Morrison, Philip	1926	Nixon, Otis	1988
Morton, Charlie	2009-10, 2012-13, 2015	Nixon, Russell "Russ"	1956
Morton, Guy	1924	Noboa, Milciades "Junior"	1989, 1993
Moskau, Paul	1977-79	Noce, Doug	1991
Moskos, Daniel	2010-12	Noce, Paul	1988
Moss, Barry	1977	Nolan, Gary	1969, 1974
Moss, Brandon	2010	Nomura, Takahito	2002
Moss, John "Les"	1959	Nordbrook, Timothy	1973
Motley, Darryl	1988-89	Noriega, John	1969-70
Mottola, Charles "Chad"	1995-98	Norman, Anthony	2011
Mouton, James	2001	Norman, Daniel	1977
Mouton, Lyle	2000	Norman, Nelson	1987-89
Mowe, Raymond	1911	Norris, Joseph "Joe"	1998
Mueller, Walter	1928	Norris, Leo	1932
Muir, Joseph	1949-51	Northey, Ronald	1956
Mulhern, Ryan	2008	Northrop, Jake	1917-18
Mulroney, Francis	1930-31	Nottle, Edward	1963-64
Munoz, Luis	2007-08	Novinsky, John	2004
Munoz, Omer	1991-92	Nunez, Gustavo	2015
Munson, Joseph	1926	Nunez, Vladimir	2005
Murch, Simeon	1910	Nunnally, Jonathan "Jon"	1998, 2004-05
Murphy, Daniel	1964-66	Nyman, Nyls	1979
Murray, George	1920		
Murray, Glenn	1997-98	- O -	
Murszewski, Marion "Murph"	1954-56	Oakes, Ennis "Rebel"	1917
Muser, Tony	1971	Obermueller, Wesley "Wes"	2003-04
Musgrove, Joe	2018	O'Berry, Preston "Mike"	1982, 1985
Mustad, Eric	1984	Obispo, Wirfin	2014
Mutz, Thomas	1977-79	Obregon, Francisco	1960, 1968
Myers, Chris	1991-92	O'Brien, Peter	1902-04
Myers, Richard	1954	O'Brien, Thomas "Buck"	1914
Myette, Kenneth	1969	O'Connell, Dan	1950
Mylykangas, Lauri	1938	O'Connor, Jack	1985
Myrow, Brian	2009-10	O'Day, Frank	1910
		Odom, David	1944-45
- N -		Odwell, Fred	1903
Nabholz, Christopher	1990-91	Oelkers, Bryan	1988
Nabors, Herman	1917-18	Oester, Ronald	1977-79
Nago, Garrett	1988	Ohlendorf, Curtis "Ross"	2008, 2011
Nagy, Steve	1947-48	Ojala, Kirt	1996
Nance, Joseph "Shane"	2002-03	O'Keefe, Richard	1980-82
Nannini, Michael "Mike"	2007	Olander, James	1994
Napier, James	1962-65, 1967	Olds, Floyd	1930
Narleski, Raymond	1952-53	O'Leary, Charles	1912
Narleski, William	1930-31	Oliver, Andrew "Andy"	2013-14
Nash, Charles "Cotton"	1967	Oliver, Joseph "Joe"	1997
Natal, Robert	1991-92	Olker, Joe	1990
Navarro, Yamaico	2012	Olson, Garrett	2011
Naymick, Michael	1941	Olson, Gregory "Gregg"	1996
Neagle, Dennis "Denny"	1999	Oltsza, Edwin "Eddie"	2005
Negrych, James "Jim"	2010	O'Mara, Oliver	1919-20
Nelson, George	1937	O'Neill, Paul	1979-80
Nelson, Roderick "Jerome"	1992	Onslow, Edward	1928
Nelson, Roger	1967	Ordaz, Luis	2007-08
Neuenschwander, Douglas	1981	O'Rourke, Joseph "Patsy"	1909
Neugebauer, Nickolas "Nick"	2001-02	Orth, Albert	1910
Neverauskas, Dovydas	2016-18	Ortiz, Daniel "Danny"	2016-17
Neville, Daniel "Nev"	1966	Ortleib, Henry	1904
Newlin, Otto	1903-04	Osborn, ***	1929
Newman, Alan	1993	Osborn, Danny "Ozzie"	1970-74
Newman, Albert	1984-85	Osburn, Larry "Pat"	1971-74
Newman, Jesse	1939-40	Osoria, Franquelis	2007-08
Newman, Kevin	2017-18	Osteen, Claude	1961
Ngoepe, Mpho' "Gift"	2015-17	Osteen, James "Champ"	1905
Nichols, Arthur	1903	Osting, James "Jimmy"	2002
Nichols, Dolan	1956	Osuna, Jose "El Gocho"	2016-18
Nicometi, Anthony	1985	Outman, Joshua "Josh"	2016
Niehoff, John "Bert"	1911	Overstreet, David	1974
Nielsen, Milton	1952-54	Overton, Joe	1967
Nieman, Elmer "Butch"	1946	Owchinko, Robert	1986
Nieto, Thomas	1986	Owens, Arthur	1903
Nieves, Melvin	1998	Owens, Claude "Jayhawk"	1998-99

ORGANIZATION

2019 INDIANS

IL & OPPONENTS

2018 REVIEW

PIRATES

HISTORY

GENERAL

# ALL-TIME ROSTER

Owens, Eric	1995-97	1991-92
Owens, Rudy	2011-12	2011-12
<b>- P -</b>		
Pabst, Arden	2018	
Pacheco, Jonel	2009	
Pacillo, Patrick	1988-89	
Page, Vance	1934-38	
Painter, Lance	2001	
Pall, Donn "The Pope"	1999	
Papai, Alfred	1957	
Papish, Frank	1950-52	
Paredes, Johnny	1987-88, 1990	
Paris, Kelly	1983	
Parker, Francis "Salty"	1937	
Parker, Matthew "Matt"	2004	
Parks, Artie	1945-46	
Parks, William	1930	
Parrett, Jeffrey "Jeff"	1986-87	
Parris, Steven "Steve"	1997-99	
Parrish, David "Dave"	2007	
Partch, Curtis	2016	
Pasek, John	1940-42	
Pastore, Frank	1978-79	
Patterson, Joseph	1969	
Patton, Tommy	1960	
Paulino, Carlos	2013-14	
Paulino, Ronny	2005-06, 2008	
Pavletich, Don	1961	
Pawloski, Stanley	1954-56	
Payne, George	1930, 1936	
Payne, Larry	1975-78	
Paz, Richard "Rich"	2003	
Pearce, Steven "Steve"	2007-11	
Pearce, William "Ducky"	1912	
Pegues, Steven	1994	
Pena, Elvis	2001-02	
Pena, Jose	1968-69	
Pence, Russell	1931	
Pendleton, Terry	1997	
Penn, Hayden	2010	
Penner, Kenneth	1929	
Penney, Michael "Mike"	2000-01	
Pennington, Brad	1995	
Pennyfeather, William	1994	
Perez, Eduardo	1996	
Perez, Eury	2017	
Perez, Juan	2006-08	
Perez, Manny	1947	
Perez, Miguel	2009, 2011-12	
Perez, Oliver "Ollie"	2005-06	
Perez, Pascual	1987-88	
Perez, Rafael	2014	
Perez, Robert	2001-02	
Perez, Santiago	2000	
Perez, Yorkis	1990	
Perry, Melvin "Bob"	1968	
Perry, William "Hank"	1906	
Petagine, Roberto	1998	
Peters, Gary	1959, 1962	
Peters, Russell "Rusty"	1948-51	
Peterson, Kyle	2001	
Peterson, Matthew "Matt"	2007	
Petzelka, Raymond	1952	
Pettit, George "Paul"	1951	
Petty, Jesse	1920-24	
Pevey, Marty	1988-89	
Phebus, Raymond "Bill"	1941	
Phelps, Travis	2004	
Phillip, Andrew	1952	
Phillips, Clarence "Red"	1937-38	
Phillips, Damon "Dee"	1940	
Phillips, George "Andy"	2009	
Phillips, Howard "Eddie"	1958-59	
Phillips, William C.	1904	
Phillips, William "Taylor"	1962-64	
Phillips, Zachary "Zach"	2016	
Piatt, Douglas		1991-92
Picart, Gregory "Greg"		2011-12
Pickler, Jeff		2000
Pie, Felix		2013
Pierro, William		1950
Pike, Jess		1943, 1945
Pilney, Antone "Andy"		1938
Pimentel, Stolmy		2013-14
Pitula, Stan		1956
Plate, William		1949
Platt, Mizell "Whitey"		1950-51
Plummer, William		1969-71
Poat, Raymond		1942
Pofahl, James "Jimmy"		1938
Polanco, Gregory		2013-14
Poland, Hugh	1944, 1946-47	
Polczynski, Gary		1972
Ponce, Anthony		1957-58
Pope, David		1952-53, 1956
Post, Wally		1953
Powell, Alonzo		1987-89
Powell, Alvin "Jake"		1942
Powell, Grover		1968-69
Powell, Jeremy		2009-10
Powell, Ross	1993-94, 1996	
Prentice, Robert		1954-55
Presley, Alexander "Alex"		2010-13
Price, Joseph		1980
Price, Kevin		1986
Prichard, Robert		1940
Priest, Eddie		1998-99
Prince, William		1931
Prinz, Bret		2007
Prohovich, Donald		1957
Pryor, Buddy		1989
Pugh, Timothy		1994-96
Pujols, Luis		1987
Purcell, Harry		1922-23
Purdy, Everett "Pid"		1932
<b>- Q -</b>		
Qualls, Chad		2012
Qualls, James		1971
Qualters, Thomas "Money Bags"		1959-61
Queen, Mel D.		1969
Queen, Melvin J.		1949
Queisser, Walter		1904
Quevedo, Ruben		2002-03
Quinlan, Lawrence		1904
<b>- R -</b>		
Rachunok, Stephen		1942
Radley, Robert		1953
Raftis, William		1906
Rain, Steven "Steve"		2001
Raines, Larry	1955-56, 1960-61	
Ramirez, Hector		2000
Ramos, Jhonathan		2014
Ramos, Pedro		1969
Ramsey, Fernando		1994
Randa, Joseph "Joe"		2006
Randazzo, Joseph		1956
Ratledge, Logan		2018
Raudman, Robert		1968
Rawley, Shane		1977
Ray, ***		1926
Raymundo, Gregg "G.J."		2005
Reames, William "Britt"		2006
Redus, Gary		1982
Reed, Darrell "Chris"		1997
Reed, Darren		1992
Reed, Jeffrey		1987-88
Reed, Richard "Rick"		1994-95
Reese, Calvin "Pokey"		1995-97
Regalado, Rudy	1953, 1955-56	
Regan, Stephen		1915
Rehg, Walter "Wally"		1919-26



ALL-TIME ROSTER

ORGANIZATION

2019 INDIANS

IL & OPPONENTS

2018 REVIEW


PIRATES

HISTORY

GENERAL

Santana, Edgar	2016-17
Santana, Ruben	1996
Santangelo, F.P.	1992
Santiago, Jose	1954-55
Santo Domingo, Rafael	1978, 1980
Santos, Adalberto	2014
Santos, Omir	2014
Santos, Victor	2004, 2006
Santovenia, Nelson	1985-86, 1988, 1990-91
Sarmiento, Manuel "Manny"	1976-77, 1979
Sasser, Robert "Rob"	2002
Sattler, William	1984
Sauveur, Richard	1988-90, 1993-95, 1998
Scahill, Robert "Rob"	2015-16
Scala, Gerald	1949
Scanlan, Robert "Bob"	2000
Scarborough, Stephen "Steve"	2002-04
Scarce, Guerrant "Mac"	1975-77
Schacker, Harold "Hal"	1945
Schaffer, Jimmie	1968
Schang, Robert	1916-18
Schardt, Wilbur "Big Bill"	1913-15
Schatzeder, Daniel	1985
Schemanske, Frederick	1925, 1927
Scherrer, William "Bill"	1982
Schlereth, Daniel	2014
Schlitzer, Victor "Biff"	1911-12
Schlueter, Norman	1942-44
Schmandt, Raymond	1924-25
Schmidt, David	1991
Schmidt, Robert	1961
Schmutte, John	1923
Schneck, David	1975-76
Schreiber, Henry	1920-22, 1925-26
Schugel, Andrew "A.J."	2016-18
Schuler, David	1984
Schulte, Fred	1944
Schultz, Bo	2018
Schupp, Charles	1946
Schupp, Ferdinand "Ferdie"	1926-29
Schwartz, William	1905
Schwind, Jonathan	2016
Score, Herb	1952, 1954, 1962-63
Scott, Gary	1993
Scott, LeGrant	1938-41
Scudder, William "Scott"	1995
Scutaro, Marco	2000-01
Seabol, Scott	2003
Seale, Johnny	1966-67
Seaton, Tom	1916
Sebra, Robert	1986, 1988
Secrist, Donald	1968
Seeds, Robert "Suitcase Bob"	1942
Seibert, ***	1902
Seitz, Charles	1911
Sell, Donald "Chip"	2001
Sellers, Justin	2015
Sellers, Rick	1994-95
Sempera, Carroll	1972
Serafini, Daniel "Dan"	2001
Service, Scott	1991-97
Severino, Atahualpa	2013
Seward, Walter	1954
Seyfried, Gordon	1966
Shackelford, John	1918
Shannon, Maurice "Red"	1926
Sharp, James	1935-37, 1939-40
Sharpless, Joshua "Josh"	2006-07
Shartzler, Philip	1961
Shaw, Al	1909
Shea, Patrick "Red"	1922
Sheehan, Dan	1902
Sheets, Ben	2000-01
Sheldon, Roland "Rollie"	1968
Sheldon, Scott	2004
Shero, Stephen	1945-46
Shepherd, Ronald	1987-88

Sherlock, John	1934
Sherlock, Vincent	1934-38
Shevlin, James	1934



**Shines, Razor 1984-89, 1991-93**

Shinners, Ralph	1920-21
Shipley, Joe	1962-64
Shirley, Steven	1988
Shiver, Ivey	1936
Shokes, Edward	1941
Shoppach, Kelly	2013
Short, Chris	1960
Short, William	1969
Shoun, Clyde	1949
Shupe, Vincent	1945-46
Sicking, Edward	1921-27, 1930
Sieb, Clyde	1922-23
Siebert, Richard	1936
Siegle, John	1907
Siever, Ed	1908
Sigafos, Francis	1931-34
Silva, Mark	1986
Simmons, Pat	1930
Simons, Douglas	1992
Simpson, Harry	1954, 1962-63
Simpson, Wayne	1969, 1971-72
Sinatro, Gregory	1975
Sindlinger, Ralph	1926
Singleton, Bert "Elmer"	1946
Sinovic, Richard	1949
Sipple, Charles	1952
Sisti, Sebastian	1946
Sivess, Peter	1940-41
Skelley, William	1942
Skidmore, Leo	1929
Skidmore, Robert "Roe"	1972-73
Skizas, Louis	1961
Skogan, Thor	1973
Skrehot, Shaun	2005
Slack, William	1959
Slagle, Walter "Walt"	1907-10
Slape, Gregg	1971-72
Slaten, Douglas "Doug"	2012
Slocum, Brian	2009
Smith, Alphonse "Fuzzy"	1952-53
Smith, Bobby	2002
Smith, Bobby Lee	1960
Smith, Brick	1989
Smith, Carlos	1909
Smith, Charles	1962-63
Smith, George A.	1924
Smith, George S.	1931-32
Smith, Gregory	1995
Smith, James	1920
Smith, Joshua "Josh"	2016
Smith, Mark	2003
Smith, Michael	1986-88
Smith, Robert	1938
Smith, Sean	2009
Smith, Travis	2000
Smith, Willie	1971
Smoker, Josh	2018
Snell, Ian	2005, 2009
Snelling, Christopher "Chris"	2009
Snider, Travis "Lunchbox"	2013, 2015

# ALL-TIME ROSTER

Snopek, Christopher "Chris"	1999	Swetonic, Stephen "Steve"	1927-28
Snyder, Jim	1958-61	Syngel, Emil	1960
Snyder, John	2000-01	Szczewski, Edward	1957
Snyder, Robert	1927		
Solis, Ricardo	1992	<b>- T -</b>	
Solis, Roman "Ali"	2013	Tabaka, Jeffrey "Jeff"	1997
Sorensen, Einar	1939	Tabata, Jose	2009-15
Sorensen, Lary	1986-87	Taillon, Jameson "Jamo"	2013, 2016-17
Soriano, Dewey	1947	Taitt, Doug	1932
Soto, Mario	1977-79	Talbot, Fred	1963-64
Sovern, Jeffrey	1976, 1978	Tamsett, James	1903
Speece, Byron	1926-29	Tam Sing, Trace	2016
Spencer, ***	1922	Tarasco, Anthony "Tony"	1998
Spencer, Albert	1909-10	Taubenheim, Ty	2008-09
Spencer, George	1956-57	Tauscher, Walt	1942-43
Spencer, Hubert "Tom"	1972-76	Taylor, Ben	1952
Spencer, Roy	1928	Taylor, Bruce	1974-75
Spilman, William "Harry"	1978-79	Taylor, Charles "Chuck"	1967
Spradlin, Jerry	1993-94, 1996	Taylor, Dan	1936-38
Sprague, Edward	1971	Taylor, Dwight	1988
Sprague, Gary	1972	Teachout, Arthur "Bud"	1929
Sprinz, Joseph	1929-30, 1934-35	Tejada, Wilfredo	1987-88
Staehle, Marvin	1964-67	Tejada, Moises "Oscar"	2013
Stairs, Matt	1992	Tejara, Michael	2007
Stallings, Jacob	2016-18	Terdoslavich, Joey	2017
Stansberry, Craig	2005-06	Terry, Lazaro "Chico"	1959-60
Stanton, ***	1926	Tesmer, Bernard	1927
Starke, Conrad	1905	Tessmer, Jay	2001
Starr, Raymond	1941	Teut, Nathan "Nate"	2003
Staucet, Frank	1942, 1946	Theobald, Ronald	1970
St. Claire, Randy	1984-88	Therneau, David "Dave"	1999
Steele, Robert	1919	Thielman, John "Jake"	1906, 1910
Steels, James	1989-90	Thomas, Carl	1958-60
Stefero, John	1987	Thomas, Justin	2010-11
Steiner, James	1942	Thomas, Myles	1965
Stelmaszek, Richard	1972	Thomas, Valmy	1930
Stenhouse, Michael	1984	Thomas, William	1931-34
Steph, Rodney "Rod"	1998	Thompson, Aaron	2011
Stephens, Glen "Gene"	1963, 1965	Thompson, John	1925-26
Stephenson, Jackson "Riggs"	1925-26, 1935	Thompson, Kevin	2008
Stevens, DeWain "Lee"	2003	Thompson, Mark	1999
Stevens, Ed	1950-51	Thompson, Michael P.	2008
Stewart, Charles "Tuffy"	1913	Thompson, Michael W.	1976
Stewart, Chris "Stew"	2014-15	Thompson, Richard C.	2005-06
Stewart, Cory	2005	Thompson, Richard N.	1989-90
Stewart, Hector "Tito"	1991	Thompson, Ryan	2002
Stewart, James	1967	Thoney, John "Bullet Jack"	1905
Stewart, Paul	2004-05	Thornton, Zachary "Zack"	2013-14
Stillwell, Kurt	1994-95	Tibbs, Jay	1987
Stirnweiss, George "Snuffy"	1952	Tiefenthaler, Verle	1963
St. Laurent, James	1990	Timmons, Osborne "Ozzie"	1997-98
Stockstill, David	1991	Tinney, Roy	1957
Stoll, Richard	1984-86	Tinning, Lyle "Bud"	1936
Stoneham, John	1935	Tinsley, Lee	1999
Stout, Allyn	1944	Tipple, Dan	1915
Straker, Les	1990	Tising, John	1933-34, 1938
Strickland, Scott	2006	Tolar, Kevin	1998-99
Striker, Wilbur "Jake"	1955, 1962	Toliver, Freddie	1982-83
Strobel, Fred	1950-51	Tolleson, Jim	1953-54
Stroner, James	1929	Tomaneck, Richard	1953-56
Strong, Joseph "Joe"	2002	Tomko, Brett	1997, 1999
Stroud, Edwin	1966-67	Tomlin, David	1971-73, 1982, 1986-87
Stryker, Sterling "Dutch"	1920-21	Tompkins, Ronald "Stretch"	1968
Stull, Everett	2000, 2002	Toregas, Wyatt	2011
Stynes, Christopher "Chris"	1997	Torres, Angel	1977-80
Sues, Jeffrey "Jeff"	2009	Torres, Salomon	2007
Suiter, Jerrick	2018	Tosheff, Bill	1952
Sullivan, Denny	1912	Tost, Louis	1947
Sullivan, William "Scott"	1995-97	Toth, Paul	1967
Summers, Ed	1907	Tovar, Edgar	1992
Summers, John "Champ"	1978	Towle, Justin	1996
Sutthoff, John	1902	Tracy, James "Jim"	1993
Sutton, Stephen "Drew"	2012	Trafton, Todd	1995
Swander, Edward "Pinky"	1904-05	Treichel, Albert	1946
Swanson, Stanley	1968-70	Trexler, Frank	1943
Sweeney, Mark	1999-01	Trosky, Harold "Hal"	1958-60
Sweiger, Carroll "Bill"	1948	Troupe, Quincy	1952

Trout, Paul "Dizzy"	1935-36
Truby, Christopher "Chris"	2006-07
Tsitouris, John	1961, 1968
Tubbs, Gregory	1993
Tucker, Ollie	1930
Tufts, Bob	1983
Turchin, Edward	1946
Turner, Earl	1948-52
Turner, Glenn	1924
Turner, James	1933-36
Tyler, Brad	2000

## - U -


Uecker, Robert "Bob"	1960
Underwood, Patrick	1983
Upton, Bill	1953

## - V -

Valdespino, Hilario "Sandy"	1961
Valdez, Cesar	2011
Valdez, Sergio	1987-89, 1992
Valdez, Trovin	1996
Valdivielso, Jose	1957, 1963-64
Valle, John	1978-79
Van Alstyne, Clay	1930
Van Benschoten, John	2006-08
van den Hurk, Rick	2012
Vander Meer, Johnny	1940
Vander Wal, John	1990-91
Van Dusen, Fred	1960
Van Every, Jonathan	2010
Vangilder, Elam	1932
Van Gorder, David	1980-83
Varsho, Gary	1993
Vasquez, Andy	2015
Vasquez, Marcos	1995
Vasquez, Virgil	2009
Vassie, Louis	1962-63
Vaughn, Fred	1939, 1943
Veach, Robert	1912
Veal, Donald "Donnie"	2009-11
Veal, Orville "Coot"	1964
Velandia, Jorge	2005
Venable, William "Max"	1984-85
Veras, Wilton	2003
Vickery, Lou	1966
Vico, George	1952
Villone, Ronald "Ron"	1999
Vinson, Rube	1906
Viola, Frank	1995
Vitter, James	1952
Vogelsong, Ryan	2006, 2016
Volstad, Christopher "Chris"	2015
Volz, Jacob	1903
Von Eps, Robert	1967
Voss, William	1966-67
Voyles, Virgil	1919
Vukovich, John	1975

## - W -

Waddell, Brandon	2018
Waddell, Thomas "Tom"	1988-89
Wade, Benjamin	1941
Wade, Galeard "Gale"	1954
Wade, Jacob	1941
Wagner, Edward "Ed"	1904
Wainhouse, David	1991-92
Wakefield, Howard	1908-09
Waldron, Tyler	2014
Waldrop, Steven "Kyle"	2013
Walker, Charles "Frank"	1925
Walker, Curtis	1931-32
Walker, Duane	1980-82

**Walker, Larry****1989**

Walker, Michael "Mike"	1997-98
Walker, Neil	2007-10, 2013
Wall, Joshua "Josh"	2014-15
Wallace, James "Lefty"	1945-46
Wallen, Norman	1945
Walsh, James C.	1927
Walsh, James "Junior"	1947-49
Walsh, Joseph	1911
Walsh, Robert	1935
Walters, Lew	1903
Ward, Edgar "Rusty"	1974
Ward, John	1970
Warren, Brian	1994-96
Warstler, Harold "Rabbit"	1927-30
Wasdell, James	1938
Wasdin, John	2007
Washington, Vernon	1934
Watkins, William "Pat"	1997-98
Watson, Anthony "Tony"	2011
Watts, Kristopher "Kris"	2011-12
Wayne, Gene	1988
Weatherly, Cyril "Roy"	1946-49
Weaver, Arthur	1905-06
Weaver, Harry	1921-22, 1926
Webb, Cleon "Lefty"	1911
Webster, Raymond	1960
Weibl, Clint	2004
Weinert, Philip	1934
Weis, Albert	1962
Weiss, Erich	2017-18
Welch, Rodolfo	1967
Welker, Matthew "Duke"	2012-14
Wells, Leo	1950
Welsch, Ronald	1969-70
Welsh, Christopher	1984
Wentz, Walter	1911-12
Wentzel, Stanley	1945-47
Werner, Donald	1975-80
West, Richard	1940
Westerzil, George "Tex"	1912
Wetzel, Cecil	1913
Wheeler, George	1913
Whelan, James	1913
Whelan, Thomas	1922-24
White, Gabriel "Gabe"	1996-97
White, Harry	1904
White, Kirby	1911
White, Ray	1931-34
Whitehouse, Charles	1920-21
Whiteside, Matthew "Matt"	2006
Whitmore, Darrell	1999
Wickander, Kevin	1993
Wickland, Albert	1916-17
Wieczorek, Chester "Chet"	1946
Wigginton, Ty	2005
Wilcox, Milton	1970-71
Wilk, Adam	2014
Wilkie, Aldon "Lefty"	1947
Wilkie, Frank	1944-45
Wilks, Theodore "Cork"	1953-55
Willard, Gerald "Jerry"	1992
Williams, Charles	1957-58



Williams, Dallas	1982-83, 1985-87
Williams, Ed	1912
Williams, George	1964
Williams, Gus	1918
Williams, Jackson	2017-18
Williams, James	1968
Williams, Jason	1998-99
Williams, Kenneth	1991
Williams, Matt	2001
Williams, Otto	1906-12
Williams, Thomas	1902-04
Williams, Todd	1997-99
Williams, Trevor	2016
Williams, Woodrow	1947
Williamson, Scott	1998
Willis, Joseph	1913-16
Willis, Ronald	1966
Willis, Vis	1914
Wilshusen, Terry	1973
Wilson, ***	1927
Wilson, Brandon	1995-97
Wilson, Craig	2005, 2008
Wilson, Daniel	1993
Wilson, Grady	1949
Wilson, Jack	2008-09
Wilson, James	1990
Wilson, John	1939-40
Wilson, Joshua "Josh"	2008
Wilson, Justin	2011-12
Wilson, Nigel	1995
Wilson, Robert M.	1952
Wimberly, Corey	2011
Winchester, Scott	1997-98
Wine, Robert	1989
Wingard, Ernest	1932-34
Winkles, Bobby	1958
Winningham, Herman	1985-86, 1988
Winston, Darrin	1991
Wint, Preston	1944
Wise, Brett	1983
Wise, Matthew "Matt"	2004
Wisner, John "Jack"	1926-27
Wohlers, Mark	1999
Wolf, Louis	1919-20
Wolf, Paul	1930-31
Wolf, Walter "Lefty"	1928-30
Wolfe, Harry	1940
Wolfe, Laurence "Larry"	1981
Wolff, Roger	1932
Womack, Horace "Dooley"	1970
Wood, Blake "Woody"	2015
Wood, Eric	2017-18
Wood, Howard	1967
Wood, Timothy "Tim"	2011-12
Woodruff, Orville	1902-03, 1911-13
Woods, George "Pinky"	1946-47
Woods, James J.	1960
Woods, Ron	1962
Woodward, ***	1926
Woolard, Glenn	2004
Workman, Charles	1947
Works, Ralph	1913
Worley, Vance "Vanimal"	2014-15
Worth, ***	1928
Worthington, Allan "Red"	1962
Worthington, Craig	1995
Wright, Clifton "Red"	1934-35
Wright, George	1986
Wright, Henderson "Ed"	1945
Wright, Jamey	2000, 2002-03
Wrona, Richard "Rick"	1994
Wyatt, Joseph	1926-27

- Y -

Yancy, Hugh	1977
Yde, Emil	1928
Yerkes, Stephen	1917, 1919, 1922-23
Yoke, Kenneth	1958
Yost, Edgar "Ned"	1985
Yoter, Elmer	1925-27, 1931
Youman, Shane	2006-07
Youmans, Floyd	1985, 1988
Young, Bryan "Pete"	1992
Young, Gerald	1993
Young, Kip	1980-82
Young, Robert A.	1972-73
Young, Robert G.	1955-56
Youngblood, Joel	1973-75

- Z -

Zachry, Patrick	1974-75
Zagurski, Michael "Mike"	2013
Zalusky, John	1905
Zambrano, Victor	2007
Zientara, Benedict	1940-41
Zoccolillo, Peter "Pete"	2003
Zuber, Jon	2002
Zuverink, George	1952-53
Zwilling, Edward "Dutch"	1916-20

Indians Field Staff

Trainer	Year(s)
Anderson, Paul	2000-02
Austin, Rich	1967
Battaglia, Al	1970
Bell, Jim	1969, 1971-73
Cole, Bill	1968
Garrett, Lee	1982-83, 1985-86
Housand, Bryan	2011-15
McClain, Ron	1973-79
McCormack, Tim	1987-89
Ministral, Jose	2005, 2007-09
Palmer, Jason	2006
Paxson, Jeff	2002-04
Pierce, James "Hump"	1924-7, 1934-52
Porter, Jeff	1984
Pribyl, Thomas	2010
Prophet, Mert	1952-56
Saad, Charley	1959-66
Scott, Dru	2017-18
Slagle, Lee	2016
Spinosa, John	1990-92
Tunis, Angelo "Tiny"	1957-58
Young, John	1980-81, 1993-99

Strength & Conditioning

	Year(s)
Burr, Alan	2017-18
Casula, Kevin	2005
Leva, Furey	2016
Malik, Mubarak	2006-2010
Uihlein, Chad	2011
Wagner, Adam	2012-13
White, Ricky	2014-15

Indianapolis Indians in the Hall of Fame

Player/Manager	Inducted
Appling, Luke (1962)	1964
Brown, Mordakai "Three-Finger" (1919)	1949
Hartnett, Charles "Gabby" (1942)	1955
Johnson, Randy (1988-89)	2015
Killebrew, Harmon (1958)	1984
Lajoie, Napoleon (1918)	1937
Lopez, Al (1948-50)	1977
Marquard, Richard (1908)	1971
McCarthy, Joseph (1911)	1957
McKechnie, Bill (1914 Fed. Lg.)	1962
Schalk, Raymond (1938-39)	1974
Uecker, Bob (1960)	2003

**Principal Owners**

1887	Louis Newberger
1888	John Brush
1890	John Martin
1892	John Brush
1894	John Brush and William Schmidt
1897	William Schmidt, W.P. Golt and William H. Watkins
1900	William H. Watkins
1901	William H. Watkins and Charles Ruschaupt
1904	Charles Ruschaupt
1913	Sol Meyer and Sol Kiser
1914	James C. McGill and William G. Smith, Sr.
1917	James C. McGill
1921	William G. Smith, Sr.
1928	James A. Perry
1929	Norman Perry
1942	Frank E. McKinney and Owen J. Bush
1952	Cleveland Indians
<b>1956-</b>	<b>Broad-based "community" ownership (Indians, Inc.)</b>

**Federal League Teams**

1913	John A. George
1914	James A. Gilmore and J. Edward Krause

**Indians Inc. Officers**

**Chairman of the Board**

Frank E. McKinney, Sr.	Jan. 30, 1956 - April 19, 1968
Louis S. Hensley, Jr.	April 19, 1968 - Feb. 3, 1972
Henry B. Blackwell	Feb. 3, 1972 - Jan. 22, 1975
Thomas M. Beaven	Jan. 22, 1975 - May 9, 1978
Henry R. Warren, Jr.	May 9, 1978 - June 19, 1986 & May 11, 1988 - Aug. 14, 1997
Max B. Schumacher	June 20, 1986 - May 11, 1988 & Aug. 14, 1997 - Nov. 16, 2016
*Bruce Schumacher	Nov. 16, 2016 - present

**Vice Chairman of the Board**

Thomas M. Beaven	Feb. 3, 1972 - Jan. 22, 1975
Henry R. Warren, Jr.	Jan. 22, 1975 - May 9, 1978
*Alan R. Kimbell	Feb. 12, 2007 - present

**President**

Owen J. Bush	Nov. 19, 1955 - Jan. 28, 1969
Max B. Schumacher	April 15, 1969 - Nov. 2016
*Randy Lewandowski	Nov. 16, 2016 - present

**Secretary**

Albert H. Schlensker	Nov. 19, 1955 - June 16, 1957
David M. Lewis	June 24, 1957 - Dec. 17, 1964
Robert B. Weimer	Nov. 17, 1965 - Dec. 19, 1968
John A. Alexander	Dec. 19, 1968 - June 19, 1986
Glenn Ray	June 20, 1986 - Feb. 18, 1987
*Max W. Hittle, Jr.	Feb. 18, 1987 - present

**Treasurer**

Robert B. Weimer	Nov. 19, 1955 - May 1, 1968
Terry J. Stewart	May 1, 1968 - Dec. 19, 1968
Glenn Ray	Dec. 19, 1968 - Oct. 16, 1992
*Alan R. Kimbell	Oct. 29, 1992 - present

*\*indicates active officer*

**Franchise's Stadiums**

**Indianapolis Indians**

1887	Athletic Park	16th St. & Capitol
-	Bruce Park	21st St. & Colledge
1892	Ohio Street Park	East Ohio & Oriental
1902-03	(East) Washington Park	East Wash. & Gray
1904-30	(West) Washington Park	1000 West Wash.
1931-42	Perry Stadium	1501 West 16th St.
1942-8/30/67	Victory Field*	" "
1967-7/11/96	Owen J. Bush Stadium*	" "
<b>1996-</b>	<b>Victory Field</b>	<b>501 West Maryland St.</b>

**Federal League Teams**

1913	Riverside Park	29th St. & Riverside
1914	-	Kentucky Ave. & South St.

*\*renamed only*



**Indians Spring Training Sites**

1907	French Lick, Indiana	1937	Bowling Green, Kentucky
1910	Series of exhibition games in Texas	1938-41	Bartow, Florida
1911-12	Mount Jackson, Indiana and Indianapolis	1942	Cocoa Beach, Florida
1914	Hot Springs, Arkansas	1943-45	Bloomington, Indiana
1915	San Diego, California	1946	Deland, Florida
1916-17	Albany, Georgia	1947	Leesburg, Florida
1918	Hattiesburg, Mississippi	1948	Victoria, Texas
1920	St. Petersburg, Florida	1949-50	New Orleans, Louisiana
1921	Crowley, Louisiana	1951	Kissimmee, Florida
1922	Marlin, Texas	1952-56	Daytona Beach, Florida
1923	Bogalusa, Louisiana	1957-60	Hollywood, Florida
1924-25	Plant City, Florida	1961	Tampa, Florida
1926	Hot Springs, Arkansas	1962	Hollywood, Florida
1927	Sanford, Florida	1963-67	Sarasota, Florida
1928	Plant City, Florida	1968-83	Tampa, Florida
1929-32	Sarasota, Florida	1984-92	Lantana, Florida
1933	French Lick, Indiana	1993-97	Plant City, Florida
1934	Evansville, Indiana	1998-99	Sarasota, Florida
1935	Mayfield, Kentucky	2000-04	Phoenix, Arizona
1936	Wauchula, Florida	<b>2005-</b>	<b>Bradenton, Florida</b>

All-Time Managerial Records

Manager	Seasons	Win	Loss	Pct.
1. J.C. Hendricks	1914-17, 1919-23	764	691	.525
2. Vern Rapp	1969-75	513	452	.532
3. Dean Treanor	2011-16	471	393	.545
4. Wade Killefer	1933-37, 1941	455	462	.496
5. C.C. Carr	1906-10	370	419	.469
6. Owen "Donie" Bush	1924-26, 1943-44	365	300	.549
7. Dave Miley	1996-99	314	261	.546
8. Trent Jewett	2005-08	292	282	.509
9. Al Lopez	1948-50	278	182	.604
10. Kerby Farrell	1954-56	254	205	.553
11. Bruno Betzel	1927-29	247	254	.493
12. Joe Sparks	1986-88	243	179	.576
13. Marc Bombard	1993-95	240	190	.558
14. Roy Majtyka	1977-79	217	190	.533
15. William Burwell	1945-46	178	128	.582
16. William Watkins **	1902-03	173	105	.622
17. Les Moss	1964, 1966	169	137	.552
18. Walker Cooper	1958-59	158	158	.500
19. Emmett McCann	1931-32	150	132	.532
20. Don Gutteridge	1951, 1967	144	155	.482
21. Frank Kremblas	2009-10	141	146	.491
22. Cecil Cooper	2003-04	130	156	.455
23. Pat Kelly	1991-92	129	107	.547
24. Ray Schalk	1938-39	128	117	.522
25. Jim Beauchamp	1980-81	120	151	.443
Bob "Buck" Rodgers	1984	91	63	.591
James Burke	1911-12	91	111	.450
Luke Appling	1962	89	58	.605
Tom Runnels	1989	87	59	.596
Rollie Hemsley	1963	87	67	.565
Ellis "Cot" Deal	1961	86	64	.573
George Tebbetts	1953	82	72	.532
John Corriden	1930-31	82	121	.404
Steve Smith	2000	81	63	.563
Andy Barkett	2017	79	63	.556
Charles "Gabby" Hartnett	1942	76	78	.494
George Scherger	1982	75	61	.551
Eugene DeSautels	1952	75	79	.487

(Continued next page)



Dean Treanor (left) and Vern Rapp (right) rank first and second, respectively, in win percentage among Tribe managers with at least 400 career victories.

**INDIANS' 400-WIN CLUB (by Win PCT)**

MANAGER	WIN PCT	WINS	LOSSES
Dean Treanor	.545	471	393
Vern Rapp	.532	513	452
J.C. Hendricks	.525	764	691
Wade Killefer	.496	455	462

# INDIANAPOLIS INDIANS MANAGERS

## All-Time Managerial Records (cont.)

Manager	Seasons	Win	Loss	Pct.
James Brown	1947	74	79	.484
Andy Cohen	1957	74	80	.481
Brian Esposito	2018	73	67	.521
George Noga	1965	70	78	.473
E.G. Barrow	1905	69	83	.454
William Phillips	1904	69	85	.448
Mike "M.J." Kelly	1913	68	99	.407
Ed Romero	2002	67	76	.469
Wendell Kim	2001	66	78	.458
Don Zimmer	1968	66	78	.458
Roy Hartsfield	1983	64	72	.471
Jim Snyder	1976	62	73	.459
Felipe Alou	1985	61	81	.430
Tim Johnson	1990	61	85	.418
Wes Griffin	1939-40	60	67	.472
Mike "Bernard" Kelly	1944	55	79	.410
Napoleon Lajoie	1918	41	34	.547
Jewell Ens	1940	36	46	.439
Ted Beard	1960	35	50	.412
John Hutchings	1960	30	39	.435
Jerry Manuel	1991	29	22	.569
Charles O'Leary	1912	23	45	.338
Charles O'Day	1912	20	43	.317

*\*\* William Watkins also managed the 1895-97, 1900 and 1901 Indianapolis teams of the Western League, American League and Western Association, respectively. Along with his 1902-03 Indians teams, he compiled a record of 556-382 (.593) in Indy.*

## MANAGER OF THE YEAR AWARDS

Year	Manager	League	Record/Div. Finish	Playoff Results
1954	Kerby Farrell*	American Association	95-57/1st	Def. Minneapolis, 4-2 Lost to Louisville, 4-1
<b>1956</b>	<b>Kerby Farrell*</b>	<b>American Association</b>	<b>92-62/1st</b>	<b>Def. Minneapolis, 4-3</b> <b>Def. Denver, 4-0</b> <b>Def. Rochester, 4-0</b>
1961	Ellis "Cot" Deal	American Association	86-64/1st	Lost to Houston, 4-1
1962	Luke Appling	American Association	89-58/1st	Lost to Louisville, 3-0
<b>1963</b>	<b>Rollie Hemsley**</b>	<b>International League</b>	<b>86-67/1st</b>	<b>Def. Atlanta, 1-0 (Southern Div. Title)</b> <b>Def. Syracuse, 4-1</b> <b>Def. Atlanta, 4-1</b>
1971	Vern Rapp	American Association	84-55/1st	Lost to Denver, 4-3
1974	Vern Rapp	American Association	78-57/1st	Lost to Tulsa, 4-3
<b>1982</b>	<b>George Scherger***</b>	<b>American Association</b>	<b>75-61/1st</b>	<b>Def. Omaha, 4-2</b>
1984	Buck Rodgers*	American Association	91-63/1st	Lost to Louisville, 4-2
<b>1986</b>	<b>Joe Sparks*</b>	<b>American Association</b>	<b>80-62/1st</b>	<b>Def. Denver, 4-3</b>
<b>1987</b>	<b>Joe Sparks</b>	<b>American Association</b>	<b>74-64/3rd</b>	<b>Def. Louisville, 3-2</b> <b>Def. Denver, 4-1</b>
<b>1988</b>	<b>Joe Sparks*#</b>	<b>American Association</b>	<b>89-53/1st</b>	<b>Def. Omaha, 3-1</b> <b>Def. Rochester, 4-2</b>
<b>1989</b>	<b>Tom Runnells</b>	<b>American Association</b>	<b>87-59/1st</b>	<b>Def. Omaha, 3-2</b> <b>Def. Richmond, 4-0</b>
<b>1994</b>	<b>Marc Bombard</b>	<b>American Association</b>	<b>86-57/1st</b>	<b>Def. Louisville, 3-0</b> <b>Def. Nashville, 3-1</b>
1995	Marc Bombard#	American Association	88-56/1st	Lost to Louisville, 3-0
1997	Dave Miley	American Association	85-59/2nd	Lost to Buffalo, 3-2

### League Championship in Bold

\* The Sporting News Minor League Manager of the Year (awarded annually from 1936-2005)

\*\* In 1963, the International League Manager of the Year Award did not exist (awarded annually from 1967-present); however, Rollie Hemsley was named The Sporting News Minor League Manager of the Year

\*\*\* In 1982, George Scherger was not named American Association Manager of the Year but was named The Sporting News Minor League Manager of the Year

# *Baseball America* Minor League Manager of the Year (awarded annually from 1981-present)



MAX SCHUMACHER

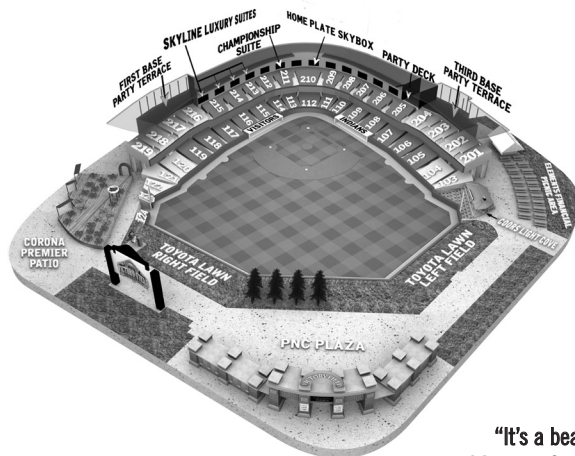
VICTORY BELL

EST. 2011



**GENERAL**

# VICTORY FIELD SEATING CHART



“It’s a beautiful ballpark, and it’s part of one of the best sports downtowns anywhere in America...”  
- Bob Costas

## VICTORY FIELD PROFILE

<b>Location</b> .....	501 West Maryland St., 46225	<b>Contractor</b> .....	Hagerman Construction Corporation
<b>Seating Capacity</b> .....	Approximately 14,230	<b>Grand Opening</b> .....	July 11, 1996
Box Seats.....	7,557	Attendance.....	14,667
Reserved Level.....	3,765	Result.....	<b>Loss:</b> Indianapolis Indians 3 Oklahoma City 89ers 5
Lawn.....	2,000	<b>Largest Crowd</b> .....	July 22, 2000
Coors Light Cove.....	125	Attendance.....	16,168
Suite Level.....	543	<b>Indians at Victory Field**</b> .....	892-718 (.554)
Handicap Accessible.....	240		
<b>Dimensions</b> .....	175,000 square feet		
Left Field.....	320 feet		
Left Center Field.....	418 feet		
Center Field.....	402 feet		
Right Center Field.....	362 feet		
Right Field.....	320 feet		

\*Part of the White River State Park, which also includes the NCAA Headquarters, Eiteljorg Museum, IMAX Theater, Indiana State Museum and Indianapolis Zoo.

\*\*Regular season games only.

## VICTORY FIELD FIRSTS

**Game:** July 11, 1996 vs. Oklahoma City 89ers  
**Win:** 2-1, July 12, 1996 vs. Oklahoma City  
**Loss:** 5-3, July 11, 1996 vs. Oklahoma City  
**Pitch:** Marcus Moore (called strike), July 11, 1996  
**Winning Pitcher:** Rick Helling, Oklahoma City, July 11, 1996  
**Indians Winning Pitcher:** Tim Fortugno, July 12, 1996  
**Home Run:** Lee Stevens (2-run HR, fifth inning), Oklahoma City, July 11, 1996  
**Indians Home Run:** Roberto Mejia (2-run HR), July 15, 1996

# VICTORY FIELD GROUND RULES

**Rule 1:** A pitched or thrown ball sticking in the padding is a dead ball; runners advance one base.

**Rule 2:** A ball thrown into the dugout is a dead ball; runners advance one base.

**Rule 3:** Balls thrown into dugout screens and staying out of the dugouts and stands are live and in play.

**Rule 4:** Fielders can make a legal catch from the top of the steps to the dugout even with the playing field. Players leaning in from the top of the steps, catching the ball and then going into the dugout results in a legal catch. Players may not step into the dugout and then make a catch.

**Rule 5:** A fairly batted ball sticking in the wall padding is a dead ball and a ground-rule double.

**Rule 6:** A batted ball that comes to rest under a bullpen bench is dead and a ground-rule double. A thrown ball that comes to rest under a bullpen bench is a dead ball and runners advance one base. A ball that lodges in the bullpen bench area is a dead ball — a ground-rule double if a batted ball, or runners advance one base if a thrown ball.

**Rule 7:** A batted or thrown ball that goes under a bullpen bench and bounces out is a live ball.

**Rule 8:** A batted ball that hits a player in the bullpen area is live and in play. If such touching is intentional, interference will be called.

**Rule 9:** All outfield screens are considered part of the wall. A fairly batted ball hitting an outfield screen and going over the fence on the fly is a home run.

**Rule 10:** A batted ball hitting the top or any portion of the left field scoreboard and then going over the outfield screen and yellow pad on the fly is a double. A batted ball hitting the left field scoreboard that caroms off the outfield screen or yellow pad back into the field of play, the ball is live. A batted ball that comes to rest on top of the left field scoreboard is a double.

**Rule 11:** A batted ball landing on the small roof area in the left field corner on top of the power room is a home run.

## YEAR-BY-YEAR VICTORY FIELD ATTENDANCE

Year	Total	Open	Avg (IL)	All-Time	Year	Total	Open	Avg (IL)	All-Time
2018	619,122	70	8,845 (2nd)	13,656,755	2006	547,768	72	7,608 (5th)	6,311,603
2017	641,141	70	9,159 (1st)	13,037,633	2005	558,901	70	7,984 (4th)	5,763,835
2016	636,888	71	8,970 (2nd)	12,396,492	2004	576,067	71	8,114 (4th)	5,204,934
2015	662,536	71	9,331 (2nd)	11,759,604	2003	550,319	69	7,976 (4th)	4,628,867
2014	660,289	70	9,433 (2nd)	11,097,068	2002	571,984	71	8,056 (4th)	4,078,548
2013	637,579	71	8,980 (3rd)	10,436,779	2001	604,407	71	8,513 (4th)	3,506,564
2012	595,043	70	8,501 (3rd)	9,799,200	2000	672,209	75	8,963 (3rd)	2,902,157
2011	580,082	71	8,170 (5th)	9,204,157	1999	658,250	71	9,271 (2nd)	2,229,948
2010	569,969	71	8,028 (6th)	8,624,075	1998	659,237	67	9,839 (2nd)	1,571,698
2009	549,552	67	8,202 (5th)	8,054,106	1997	618,095	70	8,830 (AA)	912,461
2008	606,166	71	8,538 (4th)	7,504,554	1996	294,366	30	9,812 (AA)	294,366
2007	586,785	70	8,383 (6th)	6,898,388					

## TOP-20 SINGLE GAME VICTORY FIELD ATTENDANCES

Rank	Date	Day	Total	Rank	Date	Day	Total
1	7/22/2000 vs. COL	Sat.	16,168	10	8/21/1999 vs. TOL	Sat.	15,861
2	5/30/1998 vs. BUF	Sat.	16,087	11	9/5/2009 vs. LOU	Sat.	15,461
3	8/30/1997 vs. LOU	Sat.	16,084	12	8/30/2014 vs. COL	Sat.	15,250
4	8/30/2003 vs. COL	Sat.	16,068	13	8/15/2015 vs. DUR	Sat.	15,237
5	7/4/2004 vs. LOU	Sun.	16,062	14	6/27/2015 vs. SYR	Sat.	15,144
6	7/4/2002 vs. LOU	Thurs.	15,983	15	7/29/2017 vs. PAW	Sat.	15,142
7	6/19/1999 vs. ROC	Sat.	15,898	16	9/3/2016 vs. LOU	Sat.	15,134
8	7/4/2000 vs. LOU	Tues.	15,880	17	7/4/2008 vs. LOU	Fri.	15,123
	7/11/2001**	Wed.	15,868	18	8/30/2008 vs. LOU	Sat.	15,066
9	7/4/2001 vs. OTT	Wed.	15,864	19	7/24/2009 vs. BUF	Sat.	15,056
	**Triple-A All-Star Game at Victory Field			20	7/25/2015 vs. LOU	Sat.	15,042

# MiLB PACE OF PLAY REGULATIONS

## General Timing

### NOTED FOR 2019

- Batter in box; pitch when he's alert to pitcher to 20-5 sec.
- Pitcher allowed 15 sec. to throw each pitch with no runners on base and 20 sec. with runners on base (except first pitch of an at-bat).
- Extra innings will begin with a runner on second base.
- Relief pitchers must remain in the game to face three opposing batters, unless A) the pitcher must exit the game due to injury or B) the inning concludes before he has faced three batters.

#### 1. TIME OF BREAK

The timer will count down from 2:25, as follows:

- |                   |   |
|-------------------|---|
| <b>35 seconds</b> | Last warm-up pitch shall be thrown              |
| <b>25 seconds</b> | PA and music end; PA announces batter           |
| <b>20 seconds</b> | On-field entertainment off the field            |
| <b>20-5 sec.</b>  | Batter in box; pitch when he's alert to pitcher |
| <b>20-0 sec.</b>  | Deadline for pitcher to begin motion            |

*\*It is considered a violation if:*

- Batter is not in box and alert to pitcher by **7 seconds**
- Pitcher begins pitch motion **after timer reaches "0"**

## Pitch Timer Between Pitches and Between Batter Timer (:30)

#### 1. BATTER'S BOX RULE

During each at bat, the batter shall comply with **Official Rule 5.04(b)**. (listed at end of section)

*\*If no exception & batter intentionally leaves box, umpire:*

- Issues batter warning for 1st violation of Rule in game
- Calls a "Strike" without a pitch on second violation

#### 2. START OF 20-SECOND TIMER

- A pitcher shall be allowed (:15) seconds to throw each pitch with no runners on base and (:20) seconds with runners on base. (except for the first pitch of an at-bat)

#### 3. START OF 30-SECOND TIMER

- A pitcher shall be allowed (:30) seconds to throw the first pitch of an at-bat (except for the first batter after an inning break or pitching change)

## Mound Visits (:30)

#### 1. START TIMER

Thirty second timer shall operate during mound visits **initiated by a manager or coach** beginning when the manager or coach **crosses the foul line** unless accompanied by a doctor or trainer.

*\*Additional time may be permitted by the umpire for:*

- Trip to mound slowed by **bona fide medical ailment**
- **Special circumstances** are required (i.e. translator)

#### 2. STOP OF TIMER

- When manager or coach **leaves dirt circle** of mound
- If a **Pitching change** is signaled, begin respective timer for pitching changes immediately
- **Home plate umpire will proceed to the mound** when timer reaches (:10) seconds)

#### 3. MOUND VISIT LIMIT (6)

- When a manager, coach or player meets the pitcher, **regardless of where the visit occurs or the length**; shall constitute as a mound visit
- Home plate umpire may, upon request from catcher, grant a brief mound visit for a "cross-up" situation

#### 2. WARM-UP PITCHES

Pitchers not guaranteed 8 warm-up pitches. No pitch limit before inning, but final warm-up must be delivered **at least 35 seconds** prior to end of inning break or a pitch change.

*\*Umpire stops warm-up pitch at that time, unless:*

- Deems **valid exception** (injury, delay in activities, etc.)
- Pitcher/catcher finishes an **inning on base or at bat**

#### 3. START OF GENERAL TIMERS (not pitch timers)

- Pregame countdown begins 60 minutes before scheduled first pitch (IL supplement)
- Timer starts **on last out** of an inning for inning break
- Pitching-change timer starts as soon as relief pitcher **crosses the warning track** (or foul line)

#### 4. DELIVERY OF PITCH

Pitcher satisfies rule if, prior to clock **reaching "0"**,

- **Begins windup**, or
- **Begins motion** to come set

#### 4. STOP OF TIMER

- When pitcher begins motion of windup or coming set
- Pitcher makes a pickoff attempt at any base
- Pitcher feints pickoff or steps off rubber with runners on
- Catcher leaves box to give signals/visit mound
- Umpire calls for a "time out"

*\*On pickoff/feint, timer resets & begins again immediately*

#### i. OFFICIAL BASEBALL RULE 5.04(B)

The batter shall keep at least one foot in the batter's box throughout the batter's time at bat, unless one of the following exceptions applies, in which case he may leave the batter's box but not the dirt area surrounding home plate:

- |                             |   |
|-----------------------------|---|
| -Batter swings at pitch     | -Batter feints a bunt                   |
| -Batter forced out by pitch | -Wild pitch/passed ball                 |
| -Team granted "time"        | -Pitcher leaves dirt area with the ball |
| -Defensive play on runner   | -Catcher leaves box to give signals     |

## Enforcement

#### 1. BATTERS

Make every reasonable effort to enter box with 20 seconds remaining, and should not delay to gain undue advantage.

*\*Automatic "strike" if batter not in box with 7+ seconds.*

#### 2. PITCHERS

Are expected to begin the motion to deliver the pitch as soon as the batter enters the box and becomes alert to the pitcher.

*\*Automatic "ball" if not beginning windup/set prior to "0".*

#### 3. MOUND VISIT LIMITS

Once a team has exhausted its six mound visits in a game, an umpire will attempt to stop a player on that team from visiting the mound by reminding the player that his team has exhausted its mound visit limit, unless the umpire determines that an exception to the rule applies. If the player promptly returns to his position when directed by the umpire, the player shall not be penalized. If a player does not return to his position when directed by the umpire and proceeds with the mound visit, the player shall be subject to ejection from the game. A manager must remove his pitcher from the game after six mound visits, and is subject to ejection if he violates the rule with no pitcher warming in the bullpen.



# INDIANS ON THE AIR

## Howard Kellman

Kellman is in his 44th season as Voice of the Indians. He has watched more than a million pitches and seen more than 300,000 outs recorded during Indians broadcasts. On June 30, 2017, Kellman broadcast his 6,000th game for the Tribe. In honor of the feat, Indianapolis Mayor Joe Hogsett made July 1 “Howard Kellman Day” in Indianapolis. Last summer, Kellman received the Spirit of the International League Award, which is designed to recognize the essential role filled by individuals who are dedicated to helping make sure IL fans have the most enjoyable experience possible.

Kellman joined the Tribe in 1974 and has been the club’s lead play-by-play announcer each year during that time frame except for the 1975 and 1980 seasons.

Honored as Indiana’s Sportscaster of the Year in 2002, Kellman has called IHSAA football and basketball games on WHMB-TV 40 since 1990. In 2009, he was inducted to the Indiana Sports Writers & Sportscasters Association Hall of Fame. Kellman was inducted into the Indiana Broadcast Pioneers Hall of Fame in 2015 and the Indiana High School Baseball Coaches Association Hall of Fame in 2018.

Since joining the Indians, Kellman has also been named to the radio broadcast team for three Triple-A All-Star Games, including the 1989 Midsummer Classic in Columbus, Ohio, the 2001 contest at Victory Field, and most recently, the

## Voice of the Indians

2013 showcase in Reno, Nev. In addition, he led the broadcast team for ESPN’s coverage of the Triple-A World Series from 2006-08.

Along with covering the Tribe, Kellman has worked behind the microphone for the Chicago White Sox (1984) and Cleveland Cavaliers (1988-90), called both IHSAA football and basketball games on WHMB-TV 40 (since 1990-91) and served as a sideline reporter for Yale football on the YES Television Network (2012). He also filled in as a replacement on New York Mets broadcasts in 2014.

Kellman currently manages his own professional speaking service which features life lessons drawn from sports-related stories, and published his book *61 Humorous & Inspiring Lessons I Learned From Baseball* in 2010.

A graduate of Brooklyn College, Kellman began his early broadcasting days as an announcer for St. John’s University basketball.

Howard and his wife, Robin, reside in Carmel, Ind.



## Andrew Kappes

Kappes enters his fifth season alongside Howard Kellman as part of the Indians’ broadcast team. He is just the sixth broadcaster to join Kellman on the Tribe’s call since 1996.

In addition to his on-air duties, Kappes also helps facilitate road coverage for the team by composing game recaps and assisting with the club’s social media channels.

Prior to joining the Indians, Kappes served as the broadcast and media relations manager for the Single-A Bowling Green Hot Rods in 2014. His first International League assignment came as a media relations and broadcasting assistant with Scranton/Wilkes-Barre in 2013, providing play-by-play commentary for the RailRiders.

## Broadcaster

Kappes also worked as a television broadcaster for Northern Kentucky University from 2011-16, and has contributed to various collegiate broadcasts ranging from Horizon League basketball and soccer to Missouri Valley Conference action. In March 2017, Kappes was on the call for the NKU Norse’s first bid to the NCAA Men’s Basketball Tournament.

Kappes, 28, graduated from NKU in 2012, where he studied broadcast journalism.



## INDIANS BROADCASTING TEAMS

Years	Broadcast Team	Years	Broadcast Team
2015-Present	Howard Kellman, Andrew Kappes	1974	Howard Kellman
2012-14	Howard Kellman, Will Flemming	1973	Russ Benedict
2006-11	Howard Kellman, Scott McCauley	1971	Jim McIntyre
2005	Howard Kellman, Robert Portnoy	1969	Tom Hession, Johnny Wade
2004	Howard Kellman, Scott Lauer	1968	Tom Hession, Johnny Wade, Brian Madden
1996-2003	Howard Kellman, Brian Giffin	1966-67	Carl Grande, Tom Hession, Johnny Wade
1991-95	Howard Kellman, Tom Akins, Brian Giffin	1963	Luke Walton
1981-90	Howard Kellman, Tom Akins	1956-60	Jim McIntyre
1980	Mike Fornes, Tom Akins	1948-55	Luke Walton
1976-79	Howard Kellman, Tom Akins	1947	Gene Kelly, Estel Freeman
1975	Tom Akins, Dave Rodebaugh		
1902-42, 44, 46, 61, 62, 65, 70, 72	No Broadcast	1943, 1945	Unconfirmed Broadcast Team

## MEDIA INFORMATION



**Charlie Henry**  
Director of Communications  
chenry@indyindians.com  
(317) 532-6778



**Cheyne Reiter**  
Baseball Communications  
Manager  
creiter@indyindians.com  
(317) 532-6934



**Anna Kayser**  
Baseball Communications  
Assistant  
akayser@indyindians.com  
(317) 269-3542 ext. 279

## MEDIA POLICIES

**Press Box:** The press box is located on Suite Level (third floor) directly behind home plate. The press box phone number is **317-269-3542 ext. 288**.

**Credentials:** Full-season and single-game credential requests should be emailed to the Indians Communications Department no less than 24 hours prior to first pitch. Credentials will be left at the guest relations desk in the suite lobby, which you can find through the administration doors on the ballpark's west side. Photo ID will be required at time of pick up.

**Parking:** A limited number of spaces are available for members of the working media. Single-game parking passes are granted on an as-available basis.

**Television:** Trucks may connect to TV lines in the right field corner of Victory Field (outside the ballpark). The stadium is wired for cameras to plug in on the north end of the third base dugout. For more information, email Telecast and Production Coordinator Alex Leachman at [aleachman@indyindians.com](mailto:aleachman@indyindians.com).

**Photographers:** Photography wells are located in each dugout. Space is available on a first-come, first-serve basis. Access the wells at the bottom of the stairs at Sections 107/108 or 116/117. Photographers who shoot from the stands will be asked to move by an usher if a fan's view is obstructed.

**Clubhouses:** The Indians clubhouse is located on service level behind home plate. The visitors clubhouse is located on service level down the right field line. Clubhouses will close to the media 60 minutes prior to first pitch, as well as between contests of a doubleheader. The Indians communications staff will re-open the clubhouses no earlier than 10 minutes following the final out. Members of the media are not allowed in the training rooms, weight rooms or kitchens. Still photography is not permitted in the clubhouses without prior approval. Live video, including live social media interviews, are not permitted inside the Indians or visiting team clubhouses at any time.

## 2019 BROADCAST INFORMATION

### TELEVISION

All Indians home games are available locally on Comcast channel 90. Every Tribe game will also be broadcast live via MiLB.TV, with subscriptions available at [www.milb.com/milb/multimedia](http://www.milb.com/milb/multimedia).

### RADIO

Fox Sports 97.5 FM/AM 1260 is the radio home of the Indianapolis Indians. You can also tune in via the iHeartRadio app.



# 2019 PROMOTIONS

<b>April 11</b>	<b>Opening Night</b> Bike to the Ballpark, Postgame Fireworks
<b>April 13</b>	<b>First Responders Night</b> Fire Chief Hat Giveaway
<b>April 20</b>	<b>Prospects Night</b> Pirates Themed Jerseys, Gold T-shirt Giveaway, Team Autographs
<b>April 21</b>	<b>Easter Egg Hunt</b> Pregame, Gates open early at 11:30 a.m.
<b>May 3</b>	<b>Indy 500 Night</b> Fanny Pack Giveaway, Indy 500 Jersey Auction
<b>May 4</b>	<b>Star Wars Night</b>
<b>May 5</b>	<b>Princess Day</b> Photos with Fairy Tale Princesses
<b>May 18</b>	<b>Prospects Night</b> Pirates Themed Jerseys, Gold T-shirt Giveaway, Team Autographs
<b>May 19</b>	<b>Peppa Pig Appearance</b>
<b>May 29</b>	<b>Youth Clinic</b>
<b>May 31</b>	<b>Colts at Bat</b>
<b>June 1-2</b>	<b>PJ Masks Weekend</b> Photos with Catboy, Owlette and Gekko
<b>June 14</b>	<b>Rowdie's Summer Bash</b>
<b>July 4</b>	<b>Independence Day Celebration</b> Stars & Stripes Jersey Auction, Rally Towel Giveaway, Postgame Fireworks
<b>July 6</b>	<b>MARVEL Super Hero Night ft. Spider-Man</b> Character Appearance, Bobblehead Giveaway, Jersey Auction
<b>July 20</b>	<b>Prospects Night</b> Pirates Themed Jerseys, Gold T-shirt Giveaway, Team Autographs
<b>July 21</b>	<b>Yoga in the Outfield</b> Pregame, Gates open early at 11:30 a.m.
<b>July 21</b>	<b>Kids Lunchbox Giveaway</b>
<b>Aug. 3</b>	<b>MARVEL Super Hero Night ft. The Incredible Hulk</b> Character Appearance, Bobblehead Giveaway, Jersey Auction
<b>Aug. 4</b>	<b>Daniel Tiger &amp; Katerina Kitty cat Appearance</b>
<b>Aug. 17-18</b>	<b>Nick Jr. Weekend with PAW Patrol</b> Photos with Chase, Marshall, Skye and Rubble
<b>Aug. 23-24</b>	<b>Nickelodeon Weekend with Teenage Mutant Ninja Turtles</b> Photos with Characters and Mask Giveaway
<b>Aug. 30-31</b>	<b>Fan Appreciation Weekend/ Razor Shines Appearance</b> Scratch-Off Prize Giveaway, Postgame Fireworks

**VISIT [INDYINDIANS.COM](http://INDYINDIANS.COM) FOR ALL PROMOTIONAL DETAILS**

# APRIL

SUN	MON	TUE	WED	THU	FRI	SAT
7 COL 2:05	8 TOL 6:35	9 TOL 6:35	10 CHA 7:05	11 CHA 7:15	12 CHA 7:15	13 CHA 7:05
14 CHA 1:35	15 TOL 7:05	16 TOL 11:05	17 TOL 1:35	18 TOL 7:05	19 LOU 7:15	20 LOU 7:05
21 LOU 1:35	22 GWN 7:05	23 GWN 7:05	24 GWN 7:05	25 GWN 12:05	26 CHA 7:04	27 CHA 7:04
28 CHA 2:05	29 TOL 7:05	30 COL 11:05				

# MAY

SUN	MON	TUE	WED	THU	FRI	SAT
			1 COL 1:35	2 LOU 7:05	3 LOU 7:15	4 LOU 7:05
5 LOU 1:35	6 TOL 6:35	7 SWB 6:35	8 SWB 6:35	9 SWB 10:35	10 LHV 7:05	11 LHV 6:35
12 LHV 1:35	13 TOL 6:35	14 SWB 7:05	15 SWB 11:05	16 SWB 11:05	17 NOR 7:15	18 NOR 7:05
19 NOR 1:35	20 TOL 6:35	21 LOU 7:00	22 LOU 11:00	23 LOU 7:00	24 COL 7:15	25 COL 7:15
26 COL 2:05	27 TOL 2:05	28 CHA 7:05	29 CHA 7:05	30 CHA 7:05	31 GWN 7:15	

# JUNE

SUN	MON	TUE	WED	THU	FRI	SAT
						1 GWN 7:05
2 GWN 1:35	3 LOU 7:00	4 LOU 7:00	5 LOU 7:00	6 TOL 7:05	7 TOL 7:05	8 TOL 5:05
9 TOL 4:05	10 TOL 7:05	11 BUF 7:05	12 BUF 1:35	13 BUF 7:05	14 PAW 7:15	15 PAW 7:05
16 PAW 1:35	17 TOL 7:05	18 BUF 7:05	19 BUF 7:05	20 BUF 1:05	21 PAW 7:05	22 PAW 6:15
23 PAW 1:35	24 LOU 7:05	25 TOL 7:05	26 COL 7:05	27 COL 7:05	28 COL 7:05	29 GWN 6:05

# JULY

SUN	MON	TUE	WED	THU	FRI	SAT
1 LOU 7:00	2 LOU 7:00	3 LOU 6:45	4 LOU 6:15	5 TOL 7:15	6 TOL 7:05	
7 TOL 1:35	8 ALL-STAR BREAK EL. RNSD TX	9 TOL 6:35	10 TOL 7:05	11 COL 7:05	12 COL 7:15	13 COL 7:15
14 COL 4:05	15 SYR 7:05	16 SYR 7:05	17 SYR 1:35	18 SYR 7:05	19 DUR 7:15	20 DUR 7:05
21 DUR 1:35	22 TOL 6:35	23 SYR 6:35	24 SYR 12:00	25 SYR 6:35	26 ROC 7:05	27 ROC 7:05
28 ROC 1:05	29 COL 7:05	30 COL 7:05	31 TOL 7:05			

# AUGUST

SUN	MON	TUE	WED	THU	FRI	SAT
1 TOL 7:05	2 COL 7:15	3 COL 7:05	4 COL 1:35	5 TOL 7:05	6 NOR 7:05	7 NOR 7:05
8 NOR 7:05	9 DUR 7:05	10 DUR 6:35	11 DUR 5:05	12 TOL 6:35	13 ROC 7:05	14 ROC 1:35
15 ROC 7:05	16 LHV 7:15	17 LHV 7:05	18 LHV 1:35	19 TOL 6:35	20 TOL 6:35	21 TOL 6:35
22 TOL 6:35	23 LOU 7:15	24 LOU 7:05	25 LOU 2:00	26 TOL 7:05	27 TOL 7:05	28 TOL 1:35
29 TOL 7:05	30 COL 7:15	31 COL 6:05				

# SEPTEMBER

SUN	MON	TUE	WED	THU	FRI	SAT
1 LOU 6:00	2 LOU 1:00	3 TOL 7:05	4 PLAYOFFS - ROUND ONE	5 PLAYOFFS - ROUND ONE	6 PLAYOFFS - ROUND ONE	7 PLAYOFFS - ROUND ONE
8 TOL 6:00	9 TOL 6:00	10 TOL 6:00	11 TOL 6:00	12 TOL 6:00	13 TOL 6:00	14 TOL 6:00
15 TOL 6:00	16 TOL 6:00	17 TOL 6:00	18 TOL 6:00	19 TOL 6:00	20 TOL 6:00	21 TOL 6:00
22 TOL 6:00	23 TOL 6:00	24 TOL 6:00	25 TOL 6:00	26 TOL 6:00	27 TOL 6:00	28 TOL 6:00
29 TOL 6:00	30 TOL 6:00					

## WEST DIVISION

COL - Columbus Clippers  
IND - Indianapolis Indians  
LOU - Louisville Bats  
TOL - Toledo Mud Hens

HOME AWAY

All game times listed are Eastern Std. Time and are subject to change.

## SOUTH DIVISION

CHA - Charlotte Knights  
DUR - Durham Bulls  
GWN - Gwinnett Strippers  
NOR - Norfolk Tides

Indians home games are broadcast on Fox Sports 97.5 FM / AM1250



## NORTH DIVISION

BUF - Buffalo Bisons  
LHV - Lehigh Valley IronPigs  
PAW - Pawtucket Red Sox  
ROC - Rochester Red Wings  
SWB - Scranton/WB Railriders  
SYR - Syracuse Mets

Indians home games are telecast on Comcast channel 90

COMCAST

