



HUNTINGTON PARK



2018

CLIPPERS MEDIA GUIDE

SHOW YOUR PRIDE ON GAME DAY.

AND

EVERY DAY.




We love this place. The town. The team. The people. And the impact you've had on our community has inspired us to give back as well. It's also the reason we offer a Clippers Debit MasterCard®. So you can take a piece of Columbus with you wherever you go. To get your Clippers Debit MasterCard, visit clippersbanking.com today.

clippersbanking.com



Huntington
Welcome.™

MasterCard, Debit MasterCard and the MasterCard Brand Mark are registered trademarks of MasterCard International Incorporated. Clippers Banking Debit MasterCard is issued by The Huntington National Bank pursuant to a license by MasterCard International.

Member FDIC.  and Huntington® are federally registered service marks of Huntington Bancshares Incorporated. Huntington.® Welcome.™ is a service mark of Huntington Bancshares Incorporated. ©2017 Huntington Bancshares Incorporated.

2018

COLUMBUS CLIPPERS

MEDIA GUIDE

FRONT OFFICE & MEDIA INFO

Front Office Staff	3
Media Services Directory	4
Huntington Park Directory	6
IL Contacts	8
Broadcast Team	9

2018 CLIPPERS

Manager, Chris Tremie	12
Steve Karsay	13
Johnny Narron	13
Bobby Magallanes	14
Support Staff	14
Player Bios:	

Greg Allen	16
Abraham Almonte	17
Cody Anderson	18
Brandon Barnes	19
Jeff Believeau	20
Shane Bieber	21
Bobby Bradley	22
Mitch Brown	23
Willi Castro	24
Yu-Cheng Chang	25
Shao-Ching Chiang	26
Preston Claiborne	27
Mike Clevinger	28
Yandy Diaz	29
Matt Esparza	30
Stephen Fife	31
Erik Gonzalez	32
Nick Goody	33
Eric Haase	34
Todd Hankins	35
Louis Head	36
Cameron Hill	37
Rob Kaminsky	38
Tyler Krieger	39
Jack Leathersich	40
Leandro Linares	41

Sicnarf Loopstok	42
Drew Maggi	43
Connor Marabell	44
Evan Marshall	45
Josh Martin	46
Michael Martinez	47
Mark Mathias	48
Francisco Mejia	49
Ryan Merritt	50
Julian Merryweather	51
Jordan Milbrath	52
Shawn Morimando	53
Jack Murphy	54
Taylor Murphy	55
Mike Napoli	56
Tyler Naquin	57
Alexi Ogando	58
Tyler Olson	59
R.C. Orlan	60
Mike Papi	61
Nick Pasquale	62
Dorsyss Paulino	63
Michael Peoples	64
Adam Plutko	65
Neil Ramirez	66
Nellie Rodriguez	67
Adam Rosales	68
Daniel Salters	69
Joe Sever	70
Richie Shaffer	71
David Speer	72
Eric Stamets	73
Cole Sulser	74
Ben Taylor	75
Giovanny Urshela	76
Matt Whitehouse	77
Adam Wilk	78
Robert Zarate	79
Bradley Zimmer	80

PLAYER DEVELOPMENT

Organizational Leaders	82
Prospects	83
Cleveland Indians	84
Akron RubberDucks	86
Lynchburg Hillcats	88
Lake County Captains	90
Mahoning Valley Scrappers	92
Rookie Leagues	94

2017 REVIEW

IL Standings and Leaders	98
IL Team Stats	99
Clippers Batting Stats	100
Clippers Pitching Stats	101
Clippers Defensive Stats	102
Miscellaneous Stats	103
Day by Day	104
Record Breakdown	107
Highs and Lows	108
Transactions	109
Injury/Rehab Report	111

INTERNATIONAL LEAGUE

League Information	114
IL Hall of Fame	115
IL Awards	117
Buffalo Bisons	120

Charlotte Knights	121
Durham Bulls	122
Gwinnett Stripers	123
Indianapolis Indians	124
Lehigh Valley IronPigs	125
Louisville Bats	126
Norfolk Tides	127
Pawtucket Red Sox	128
Rochester Red Wings	129
Scranton/Wilkes-Barre Yankees	130
Syracuse Chiefs	131
Toledo Mud Hens	132
I.L. Umpires	133

HISTORY

Managers	136
Year by Year	137
All-Time Roster	139
Yearly Leaders	146
Last Time It Happened	148

AWARDS & RECORDS

IL Award Winners	150
Clipper of the Year	151
Batting Top Tens	152
Pitching Top Tens	154
Single Season Team Records	156
Single Game Records	157



The Columbus Clippers Media Guide was designed, written and edited by Anthony Slosser. Special thanks to Joe Santry, as well as Bart Swain of the Cleveland Indians and Chris Sprague of the International League. Photography by the Columbus Clippers unless otherwise noted. Cover designs by Matt Leininger.

COLUMBUS CLIPPERS

330 HUNTINGTON PARK LANE

COLUMBUS, OH 43215

P: (614) 462-5250 - F: (614) 462-3271

CLIPPERSBASEBALL.COM



Board of Directors

Chair:	McCullough Williams
Vice Chair:	Stephen Francis
Treasurer:	Jeffery Sopp
Director:	David Leland
Director:	Catherine Lyttle
Director:	Thomas Katzenmeyer
Director:	Wayne Harer
Immediate Past Chair:	Tom Fries
Legal Counsel:	Frank Ray

President and General Manager

Ken Schnacke

Assistant General Manager

Mark Warren

Ballpark Operations

Director, Ballpark Operations	Steve Dalin
Assistant, Ballpark Operations	Tom Rinto
Ballpark Superintendent	Gary Delozier
Maintenance Supervisor	Curt Marcum

Marketing and Promotions

Director, Marketing & Sales	Mark Galuska
Director, Promotions & In-Game Entertainment	Steve Kuilder
Assistant, Marketing, School Programs & Kids Club	Emily Poynter
Assistant, Sales	J.D. Nye
Assistant, Marketing	Michael Eckstein

Tickets

Director, Ticket Operations	Scott Ziegler
Assistant, Ticket Operations	Eddie Langhenry
Assistant, Ticket Sales	Kevin Daniels
Assistant, Sales, Special Events & Birthday Parties	Travis Allard
Administration Assistant	Jacob Fleming

Merchandise

Director, Merchandising	Krista Oberlander
Assistant, Merchandising	Schuyler Wright

Group Sales

Director, Group Sales	Ben Keller
Assistant, Group Sales & Little League Programs	Cedric Hatton
Assistant, Group Sales	Robert Freese

Event Planning

Director, Event Planning	Micki Shier
Director, Sponsorship Relations	Joyce Martin
Assistant, Event Planning, Catering & Suites	Amanda Smithey

Media Relations

Director, Communications & Media Relations	Joe Santry
Assistant, Media Relations & Stats	Anthony Slosser
Director, Social Media & Website	Matt Leininger

Broadcasting

Director, Broadcasting	Ryan Mitchell
Assistant, Broadcasting	Scott Leo
Director, Multimedia & Telecast	Larry Mitchell
Assistant, Multimedia & Telecast	Pat Welch
Director, Game Operations & Creative Services	Yoshi Ando

Finance

Director, Finance & Administration	Ashley Ramirez
------------------------------------	----------------

Management

Executive Assistant to President/GM	Ashley Held
Assistant, Office Manager	Beth Morris
Assistant, Business Operations	Shelby White
Head Groundskeeper	Wes Ganobck
Home Clubhouse Manager	Tanner Graham
Visiting Clubhouse Manager	Colin Shaub
Support Services	Marvin Dill

GM, Levy Food & Beverage	Jeff Roberts
--------------------------	--------------





MEDIA RELATIONS DEPARTMENT

HUNTINGTON PARK

PRESS BOX PHONE: (614) 462-7595

PRESS BOX FAX: (614) 462-7597

CLIPPERSBASEBALL.COM

MEDIA SERVICES DIRECTORY

ADMISSION TO HUNTINGTON PARK: Enter through the Main Entrance of the Clippers Administrative Offices, located in the West Plaza on Huntington Park Lane. Credentials can be picked up three hours prior to game time. Parking is the responsibility of the media. For earlier admittance, contact the Clippers Media Relations Department. BBWAA card or credential issued by the Columbus Clippers is necessary for admittance. No other credentials will be honored.

CREDENTIALS: Press credentials will be issued on a daily basis. To obtain credentials, write, fax, email or call the Clippers Media Relations Department. Credentials will only be granted to legitimate news-gathering agencies. Requests must be made 24 hours in advance of game time. All credentials are non-transferable. Credentials can be picked up at the front desk of the Administrative Office.

BASEBALL PRESS BOX: Writing press is located on the third base side of the suite level, across from the restrooms. Television press is on the first base side of the suite level, across from the restrooms.

ELEVATOR: Entrance to the elevator is behind home plate.

PRESS WORKING FACILITIES: Available in the press box before, during and after all home games only to those with BBWAA cards or applicable credentials issued by the Columbus Clippers.

FOOD AND BEVERAGE SERVICE: Available to those with BBWAA cards or applicable credentials issued by the Columbus Clippers. Beverages and snacks are available throughout the game in the writing press box (third base side).

CLUBHOUSES: Both clubhouses are on field level and can be accessed from the administrative office. Access is open to those with BBWAA cards or applicable credentials issued by the Columbus Clippers. No other credential will be honored. The clubhouses are closed to ALL media 15 minutes prior to all games. Additional restrictions may be imposed. The training and weight rooms are closed to ALL media at ALL times.

PRE AND POST-GAME TELEVISION INTERVIEWS: Available upon request whenever possible. Please notify Clippers Media Relations representatives so assistance can be provided.

PHOTOGRAPHERS: Permitted on field during games, only with proper field photo pass issued by the Columbus Clippers. All photographers will work from assigned locations. No photographs are permitted inside the Clippers or the visitor's clubhouse.

ADMISSION TO FIELD: All media, with BBWAA cards or applicable credentials issued by the Columbus Clippers, are permitted on the field during pre-game practice. For safety purposes, all media must leave the field once the batting cage is removed. Dugouts are to be cleared 15 minutes prior to all games.

NOTES, RECORDS, ETC.: Statistics, notes and rosters are available in the writing press box (third base side) prior to games. Box scores, play-by-play sheets and post-game notes are available in the writing press box (third base side) after games.

MEDIA GUIDES: Columbus Clippers and Cleveland Indians media guides are available upon request from Clippers Media Relations representatives.

PLAYER PHOTOS: Player headshots are available upon request from Clippers Media Relations representatives.

**MEDIA MEMBERS ARE NOT PERMITTED
TO REQUEST AUTOGRAPHS FROM
PLAYERS AT ANY TIME!**

WHOM TO CONTACT:

To reach a Clippers Media Relations representative by email, use the first initial of the person's first name, followed by their last name @clippers-baseball.com (ex. aslosser@clippersbaseball.) or you may dial (614) 462-5250 and ask for their extension.

Questions regarding:	Contact	Extension
Media Credentials, Historical Information	Joe Santry	1600
Player and Coach Interviews, Advertising	Ryan Mitchell or Scott Leo	1610 1602
Press Releases, Media Guide, Game Notes, Email List, General Information	Anthony Slosser	1601
Television Production	Larry Mitchell	1607
Graphic Designs	Yoshi Ando	1603
Social Media Information	Matt Leininger	1605

2018 CLIPPERS PRE-GAME SCHEDULE

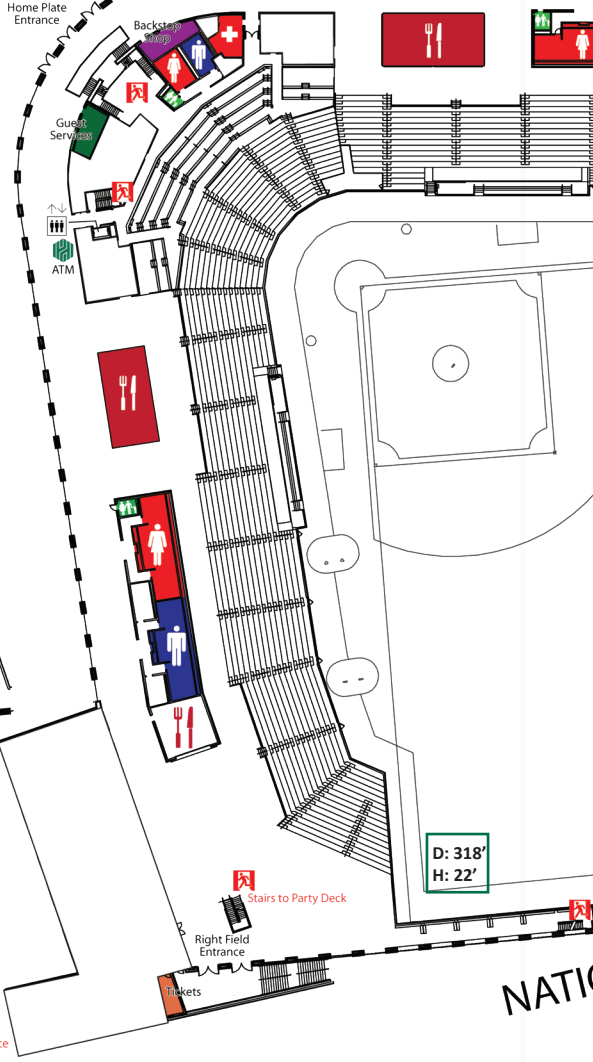
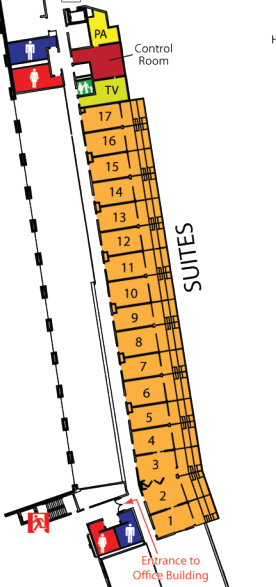
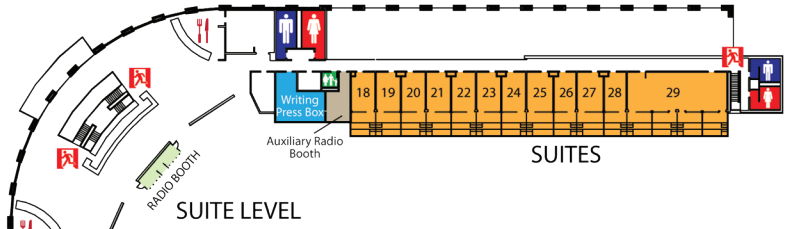
	2:05 Game	4:05 Game	6:35 Game	7:05/:15 Game
Clippers Infield	11:20-11:30	1:20-1:30	3:50-4:00	4:20-4:30
Clippers Hitting	11:30-12:15	1:30-2:15	4:00-4:45	4:30-5:15
Visitors Hitting	12:15-1:00	2:15-3:00	4:45-5:30	5:15-6:00
Visitors Infield	1:00-1:10	3:00-3:10	5:30-5:40	6:00-6:10

Pre-Game schedules for game times not listed will be posted in the press box.





HUNTINGTON PARK LANE



Entrance to Office

Entrance to Office Building

NATIO

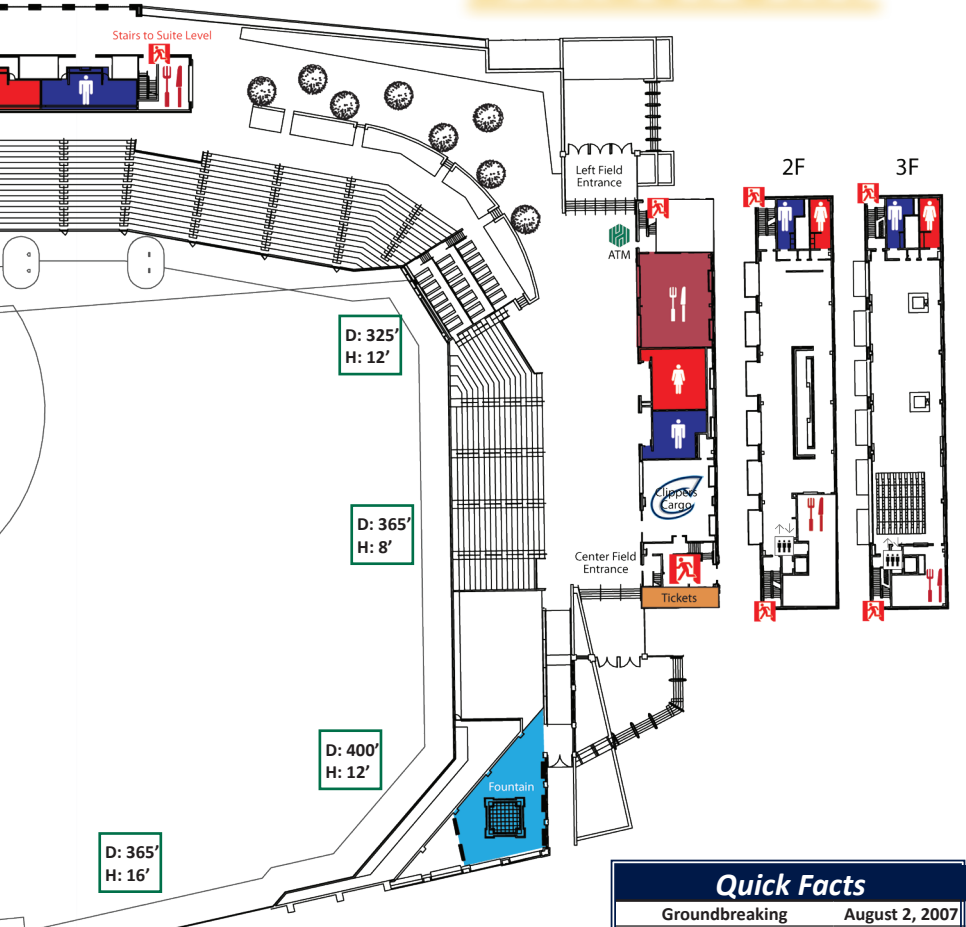
WORLD COOPER LANE

HUNTINGTON PARK

DIRECTORY

NEIL AVENUE

Front Office/
Media Info



ONWIDE BLVD.

Quick Facts	
Groundbreaking	August 2, 2007
Opening Day	April 18, 2009
Seats	8,800
Capacity	10,100
Party Areas	15
# of TV monitors	62
Cubic Yards of Concrete	12,401
Tons of Structural Steel	1,200
# of Bricks Used	712,272



INTERNATIONAL LEAGUE MEDIA RELATIONS CONTACTS

<i>Team</i>	<i>Contact</i>	<i>Phone</i>	<i>E-mail</i>
IL	Chris Sprague	(614) 791-9300	chris@ilbaseball.com
Buffalo	Pat Malacaro	(716) 846-2280	pmalacaro@bisons.com
Charlotte	Tommy Viola	(704) 274-8203	tommyv@charlotteknights.com
Columbus	Anthony Slosser	(614) 462-5250	aslosser@clippersbaseball.com
Durham	Jeff Bowe	(919) 687-6533	jbowe@durhambulls.com
Gwinnett	Dave Lezotte	(678) 277-0320	dave.lezotte@braves.com
Indianapolis	Cheyne Reiter	(317) 532-6934	creiter@indyindians.com
Lehigh Valley	Matt Provence	(610) 841-1217	mprovence@ironpigsbaseball.com
Louisville	Alex Mayer	(502) 614-4524	amayer@batsbaseball.com
Norfolk	Ian Locke	(757) 622-2222	ilocke@norfolktides.com
Pawtucket	Bill Wanless	(401) 724-7305	pr@pawsox.com
Rochester	Nate Rowan	(585) 454-1001	nater@redwingsbaseball.com
Scranton/WB	Adam Marco	(570) 558-4637	amarco@swbrailriders.com
Syracuse	Eric Gallanty	(315) 474-7833	egallanty@syracusechiefs.com
Toledo	Rob Wiercinski	(419) 720-4400	rwiercinski@mudhens.com

WHERE TO FIND THE CLIPPERS

CLIPPERS ON RADIO

Every Clippers game, home and away, can be heard on the flagship station of the Clippers Radio Network, WMNI 95.1FM (920AM). Each broadcast begins 30 minutes prior to the first pitch with the "Spectrum Pregame Show" and concludes with interviews, highlights and the post-game scoreboard show.

CLIPPERS ON THE WEB

Live audio of every Clippers game is available without charge on the web at clippersbaseball.com. In addition, every home game can be viewed through MILB.TV, a pay-per-view service, also available at clippersbaseball.com.

CLIPPERS ON TELEVISION

<i>Date</i>	<i>Time</i>	<i>Opponent</i>	<i>Production</i>	<i>Date</i>	<i>Time</i>	<i>Opponent</i>	<i>Production</i>
4/27	7:15	Indianapolis	Spectrum	6/27	7:05	Louisville	Spectrum
5/3	6:35	Charlotte	Spectrum	6/28	7:05	Indianapolis	Spectrum
5/4	7:15	Charlotte	Spectrum	6/29	7:15	Indianapolis	Spectrum
5/7	6:35	@ Toledo	Spectrum	7/2	7:05	@ Toledo	Spectrum
5/8	10:35a	@ Toledo	Spectrum	7/3	7:05	@ Toledo	Spectrum
5/10	6:35	@ Toledo	Spectrum	7/4	7:05	Toledo	BCSN
5/16	6:35	Gwinnett	Spectrum	7/5	7:05	Toledo	BCSN
5/17	11:05a	Gwinnett	Spectrum	7/18	7:05	Lehigh Valley	Spectrum
5/18	7:15	Charlotte	Spectrum	7/19	7:05	Scranton WB	Spectrum
5/21	6:35	Toledo	BCSN	7/20	7:15	Scranton WB	Spectrum
5/22	6:35	Toledo	BCSN	8/1	7:05	Indianapolis	Spectrum
5/23	6:35	Toledo	BCSN	8/2	7:05	Louisville	Spectrum
5/24	11:05a	Toledo	BCSN	8/3	7:15	Louisville	Spectrum
6/6	7:05	Norfolk	Spectrum	8/15	12:05	Rochester	Spectrum
6/7	12:05	Norfolk	Spectrum	8/16	7:05	Syracuse	Spectrum
6/8	7:15	Buffalo	Spectrum	8/17	7:15	Syracuse	Spectrum
6/15	7:15	Indianapolis	Spectrum	8/29	6:35	Louisville	Spectrum



BROADCAST TEAM

Ryan Mitchell returns for his 10th season with the Clippers broadcast team, his 17th season in professional baseball. He served as the Voice of the Chillicothe Paints in the Frontier League for six years, winning the Broadcaster of the Year Award in 2006. He broke into pro ball in 2002 as the #2 broadcaster with the Double-A Carolina Mudcats. On July 26th 2011, Mitchell had the awesome experience of calling Justin Germano's perfect game vs. Syracuse, only the 5th 9-inning perfect in IL history. A graduate of Bowling Green State University, Mitchell called baseball, football and basketball games for the Falcons and hosted several sports talk shows on the University's two radio stations. Mitchell has been the lead voice on the Columbus-based high school wrestling program "Matside with Bob Dieli" for the past four years and in 2013 he called the OHSAA State Wrestling Championships for Time Warner Sports Channel.

Scott Leo enters his 13th season of action with Columbus in 2018. Leo called every game from Opening Day 2006 through 2010 before taking on a reduced role in 2011 to become the Interactive Media Instructor at Kettering Fairmont High School. In 2013 he became only the second broadcaster to call 1,000 Clippers games. His most memorable moment came on September 16th, 2015 when Tyler Holt secured a win in game two of the Governors' Cup Championship with an over-the-shoulder catch on the warning track with two out, the bases loaded and the Clippers clinging to a one-run lead. Leo also called the final outs of the 2010 and 2011 Triple-A National Championship victories and was featured in the video documentary entitled "Sentimental Reflections: Baseball in the Heartland." A graduate of Wright State University, Leo is a broadcaster for his alma mater's basketball teams and provides play-by-play for football and basketball at Wittenberg University in Springfield. In addition, Leo is a broadcaster for the OHSAA state football and basketball championships on the state-wide OHSAA Radio Network and calls games on television for Time Warner Cable Sports Channel. Scott lives in Washington Township with his wife Shannon and their four children.

Wayne Harer will continue to serve as the color analyst for Clippers games on television, a role he has filled for over 30 seasons. A man of many hats, Harer played for the Clippers in 1980-82 and currently serves on the team's Board of Directors. He played 283 games in his Clippers career, batting .259 with 88 RBI. Harer won an IL batting title with Pawtucket in 1980.

COLUMBUS MEDIA OUTLETS**NEWSPAPER:*****The Columbus Dispatch***

34 South 3rd Street
Columbus, OH 43215
(614) 461-5200

RADIO:***WMNI 920AM***

1458 Dublin Road
Columbus, OH 43215
(614) 821-9664

TELEVISION:***WBNS 10TV***

770 Twin Rivers Drive
Columbus, OH 43215
(614) 460-3700

Sports Anchor: Dave Holmes, dave.holmes@10tv.com**Sports Anchor:** Dom Tiberi, dom.tiberi@10tv.com***NBC4i***

3165 Olentangy River Road
Columbus, OH 43202
(614) 263-5555

Sports Anchor: Jerod Smalley, jsmalley@wcmh.com**Sports Anchor:** Audrey Hasson, ahasson@wcmh.com***WSYX/WTTE***

1261 Dublin Road
Columbus, OH 43215
(614) 481-6666

Sports Anchor: Clay Hall, clhall@sbgvtv.com



ROSS CARUSO | JEFF BOOTH | CHRIS BRADLEY | MIKE DAVIS | ASHLEE BARACY

WHATEVER THE WEATHER,
WE'LL KEEP YOU PREPARED

CENTRAL OHIO'S NEWS LEADER
WEEKNIGHTS 5, 6 & 11PM



LET'S GO CLIPPERS!

THE FAN

97.1^{FM}

SPORTS RADIO



971thefan.com

facebook.com/971thefan

twitter.com/971thefan



2018 CLIPPERS

Shawn Morimando will anchor the staff in 2018, looking to build on the three shutouts he posted last season (first Clipper with three shutouts since 1990).

CHRIS TREMIE **MGR**

BATS: R **THROWS:** R
HT: 6-0 **WGT:** 200
BIRTHDATE: 10/17/69 (48); Houston, TX
RESIDES: Houston, TX
PLAYING CAREER: 14 years (1992-2005)
MLB CAREER: 4 years (1995, 98-99, 2004)



On 11/29/12 Chris Tremie was tabbed as the 21st manager in Clippers history, taking over for Mike Sarbaugh (promoted to 1B coach for Cleveland, now at 3B). The 2018 campaign will mark Tremie's 13th year as a manager in the Cleveland system and his sixth at the Triple-A level.

Tremie came to Columbus on the heels of his first championship, having led the Akron Aeros to the Eastern League Crown in 2012, his second year in Akron. In 2010, Tremie served as not only the manager for the AZL Indians, but also the Catching Coordinator for the Indians Player Development System. Prior to that, he spent two years as the manager for Kinston in High-A (2008-09) and one year at Lake County in Single-A (2007). The former Major League catcher got his start managing in 2006 when he took control of the GCL Indians (was also the Catching Coordinator for the Indians PDS).

From 1992-2005, Tremie donned the tools of ignorance for six different organizations. After getting taken in the 39th round of the 1992 draft, he played for five seasons in the Chicago (AL) organization, reaching the Majors in 1995. From there, he played a season each within the Philadelphia, Texas, Pittsburgh and Florida systems (reached the Majors with Texas and Pittsburgh). He then spent five years in the Houston organization, reaching the Majors one final time in 2004.

Tremie makes his home in Houston, Texas, has two children (son, Cade and daughter, Reagan) and graduated from the University of Houston with a degree in Kineisiology.

**CHRIS TREMIE'S MANAGERIAL RECORD**

Year	Class	Team	League	Record	Pct	Finish (of)	Playoffs	Pct	Organization
06	Rookie	GCL Indians	Gulf Coast	21-29	.420	10th (13)	-	-	Cleveland
07	A	Lake County	South Atlantic	64-74	.464	12th (16)	-	-	Cleveland
08	Adv. A	Kinston	Carolina	72-66	.522	3rd (8)	-	-	Cleveland
09	Adv. A	Kinston	Carolina	60-78	.435	7th (8)	-	-	Cleveland
10	Rookie	AZL Indians	Arizona	21-35	.375	11th (12)	-	-	Cleveland
11	AA	Akron	Eastern	73-69	.514	6th (12)	-	-	Cleveland
12	AA	Akron	Eastern	82-59	.582	1st (12)	6-3 ^c	.667	Cleveland
13	AAA	Columbus	International	71-73	.493	8th (14)	-	-	Cleveland
14	AAA	Columbus	International	79-65	.549	t-2nd (14)	1-3	.250	Cleveland
15	AAA	Columbus	International	83-61	.576	t-1st (14)	6-4 ^c	.600	Cleveland
16	AAA	Columbus	International	82-62	.569	3rd (14)	1-3	.250	Cleveland
17	AAA	Columbus	International	71-71	.500	t-6th (14)	-	-	Cleveland
				779-742	.512		14-13	.519	

C-champions, RU- runner up



STEVE KARSAY

PC

BATS: R

THROWS: R

HT: 6-3

WGT: 210

BIRTHDATE: 3/24/72 (46); Flushing, NY

RESIDES: Scottsdale, AZ

PLAYING CAREER: 15 years (90-94, 96-02, 04-06)

MLB CAREER: 11 years (93-94, 97-02, 04-06)

Steve Karsay will return to lead the Columbus pitching staff in 2018, his third season filling that role. Karsay spent 2015 as the pitching coach for Lake County, after spending 2014 at the same post with Carolina. In 2013, he was the pitching coach for Lake County and he began his coaching career in 2012 as the pitching coach for the AZL Indians.

As a player, Karsay was selected by Toronto in the 1st round (22nd overall) of the 1990 draft and spent 15 seasons in pro ball, including 11 in the Major Leagues with Oakland (1993-94, 97, 06), Cleveland (1998-01), Atlanta (2001), New York-AL (2002, 04-05) and Texas (2005). He also spent four years in the Toronto farm system (1990-93), before getting traded to Oakland for Rickey Henderson in 1993. Karsay owns a career record of 32-39 with a 4.01ERA. He was a teammate of all three players of the 2014 Hall of Fame class (Tom Glavine, Greg Maddux and Frank Thomas) and played for all three managers of that same class (Bobby Cox, Tony LaRussa and Joe Torre).

Karsay resides in Scottsdale, AZ and has one son, Kingston Edwin Karsay. Prior to getting drafted by Toronto, he had signed a letter of intent to play at LSU.

JOHNNY NARRON

HC

BATS: L

THROWS: R

HT: 6-2

WGT: 185

BIRTHDATE: 11/13/51 (66); Goldsboro, NC

RESIDES: Smithfield, NC

PLAYING CAREER: 2 years (1974-75)

MLB CAREER: Did not play



Johnny Narron will take over as hitting coach in 2018, his second season in the Cleveland organization. Prior to Columbus, Narron spent 2017 as the hitting coach for Akron, where he oversaw a trio of 20+HR hitters (Eric Haase, Yu-Cheng Chang and Bobby Bradley). Before joining the Cleveland system, he spent two years with Los Angeles (AL), serving as the Minor League Hitting Coordinator (2016) and hitting coach for Salt Lake (2015). From 2012-14, Narron was the hitting coach for the Milwaukee Brewers and he was the assistant hitting coach for the Texas Rangers in 2011.

As a player, Narron spent a season each within the New York (AL) and Chicago (AL) systems, manning first base for Johnson City and Appleton.

He resides in Smithfield, NC with his wife, Gail. He has one son, John III, and three daughters, Holden, Julia and Jane. Narron's brother, Jerry, was a Major League catcher for eight years with New York (AL), Seattle and California, while his uncle, Sam, caught in 24 games for St. Louis in 1935, 1942 and 1943.

BOBBY MAGALLANES BC**BATS:** R**THROWS:** R**HT:** 6-0**WGT:** 175**BIRTHDATE:** 8/18/69 (48); Los Angeles, CA**RESIDES:** Goodyear, AZ**PLAYING CAREER:** 10 years (1990-92, 95-01)**MLB CAREER:** Did not play

Bobby Magallanes will be the bench coach for Columbus in 2018 after serving as the hitting coach for the AZL Indians from 2015-17. Prior to joining the organization, Magallanes spent four seasons in the Chicago (AL) system, including two managing Birmingham (2011-12), and nine seasons in the Los Angeles (AL) system, including four managing Arkansas (2007-10) and three managing Cedar Rapids (2004-06). Additionally, he has been on the World Team staff for the 2011 All-Star Futures Game.

Magallanes was selected by Seattle in the 50th round of the 1989 draft. He played three seasons in the Mariners organization and one within the Houston system, advancing as high as Double-A.


He resides in Goodyear, AZ with his wife, Claudia and has three children, Paulina, Joshua and Joseph.

**CHAD WOLFE****TR****BIRTHDATE:** 3/28/79 (39)**RESIDES:** Macedonia, OH

Chad Wolfe will remain as the trainer for Columbus in 2018, marking his fifth year in Triple-A. He has also served as the trainer for Akron (2013), Carolina (2012), Lake County (2011) and Mahoning Valley (2010). Wolfe graduated from East Carolina with a degree in Athletic Training (2001) and received his Masters in Education in 2004.

SCOTT NEALON**S&C****BIRTHDATE:** 5/16/88 (29)**RESIDES:** Macedonia, OH

Scott Nealon joined the staff as the Strength and Conditioning Coordinator for Columbus in 2017, having spent time previously in the same position among Akron (2016), Lynchburg (2015) and Carolina (2013-14). Nealon earned his Masters in exercise science from Baldwin Wallace University in Berea, OH (suburb of Cleveland).

**CLUBHOUSE STAFF****Home Clubhouse Manager:**

Tanner Graham

Visiting Clubhouse Manager:

Colin Shaub

BECAUSE A LITTLE
WEAR AND TEAR
IS PART OF THE GAME.



As a competitive athlete, weekend warrior or sandlot specialist, you know that injuries can happen at any time. That's why Mount Carmel's sports medicine and orthopedic specialists are always on deck and ready to provide the right care for the athlete in you. Whatever your age, whatever your level of activity, we offer the latest in preventive care, physical therapy, and advanced surgical and non-surgical procedures. The sports medicine and orthopedic experts of Mount Carmel. Where everything we do is centered around you, your health, your life – and, of course, your game. Go Clippers!

GREG ALLEN OF

BATS: S **THROWS:** R
HT: 6-0 **WGT:** 180
BIRTHDATE: 3/15/93 (25); San Diego, CA
RESIDES: Chula Vista, CA
ACQUIRED: Selected in the 6th round (188th overall) of the 2014 draft



2018 Clippers

Last Season

Began the year with Akron... went 2x4 with a HR (led off the game) and a career best 4RBI on 4/29 at Bowie... **left game on 5/7 after fracturing hamate in right hand (placed on the DL on 5/12)**... sent to the AZL Indians for rehab from 7/4-7/13... activated on 7/14 and struggled with a .136 (6x44) average in first 14 games after return... hit .306 (38x124) from 7/29 through the end of the season and had contract purchased by Cleveland on 9/1... made Major League debut as a pinch runner on 9/1 at Detroit... collected first hit on 9/2 at Detroit and first HR on 9/7 at Chicago (AL)... made the Cleveland postseason roster and appeared in two games of the ALDS against New York (AL) as a pinch runner.

Career Notes

Transactions: Selected by Cleveland in the 6th round (188th) of the 2014 draft... **2014-** Mahoning Valley (6/19-9/1)... **2015-** Lake County (4/9-9/3), Lynchburg (9/4-9/7)... **2016-** Lynchburg (4/7-7/24), Akron (7/25-9/5)... **2017-** Akron (4/6-8/31), **on the DL (5/12-7/13, broken right hand), rehab with AZL Indians (7/4-7/13), Cleveland (9/1-10/1).**

Recognition: MiLB Gold Glove (2016)... Postseason All-Star (2016- Carolina; 2016- Arizona Fall)... Midseason All-Star (2016- Carolina; 2014- New York-Penn)... Batter of the Week (2016- Arizona Fall, 10/23-10/29)... *Baseball America* (Cleveland: 2018- 8th, Best Defensive Outfielder; 2017- 10th, Best Defensive Outfielder; 2016- 28th, Best Defensive Outfielder; 2015- Best Defensive Outfielder, Fastest Baserunner).

Single Game Career Highs			
Stat	#	Times	Last Time
R	4	2	4/18/16
H	4	4	8/10/16
2B	2	9	8/29/17
RBI	4	1	4/29/17
SB*	3	4	4/18/16
Hit Streak	10	2	6/25-7/5/16
OB Streak	27	1	6/6-7/9/16

*. 22 multi-SB games

Highlights: **2016-** successful on 33 of first 35 steal attempts, hit safely in 10 straight from 6/25-7/5 (.442, 19x43)... **2015-** had a 10 game hit streak from 5/19-5/28 (.395, 17x43), had a 4-hit (double) game on 7/31 vs. Great Lakes... **2014-** had 3SB on 8/16 vs. Williamsport, successful on 17 of 18 steal attempts to end the year atop NYP with 30SB.

Postseason: Cleveland (2017), Akron (2016), Lynchburg (2015), Mesa (AFL, 2016).

Personal: Attended San Diego State University... two time recipient of the Arthur Ashe Jr. Sports Scholar Award... played for Orleans in the Cape Cod League in 2013.

CAREER STATISTICS

Year	Club	Class	AVG	G	AB	R	H	2B	3B	HR	RBI	BB	K	SB	CS	OBP	SLG	SF	SAC
14	Mahoning Valley	SS	.244	57	225	46	55	8	2	0	19	27	26	30	5	.361	.298	2	1
15	Lake County	A	.273	123	479	83	131	27	2	7	45	53	57	43	16	.368	.382	2	10
	Lynchburg	A+	.154	3	13	2	2	1	0	0	2	3	3	0	.313	.231	0	0	
16	Lynchburg	A+	.298	92	346	93	103	16	4	4	31	58	51	38	7	.424	.402	2	7
	Akron	AA	.290	37	145	26	42	7	3	3	13	19	27	7	6	.399	.441	1	1
17	AZL Indians	R	.333	5	15	3	5	0	0	0	2	0	1	3	0	.353	.333	1	1
	Akron	AA	.264	71	258	37	68	16	1	2	24	22	55	21	2	.344	.357	6	4
	Cleveland	ML	.229	25	35	7	8	1	0	1	6	2	8	1	0	.282	.343	1	0
	Minor League Totals		.274	388	1481	290	406	75	12	16	134	181	220	145	36	.379	.373	14	23
	Major League Totals		.229	25	35	7	8	1	0	1	6	2	8	1	0	.282	.343	1	0

ABRAHAM ALMONTE OF

BATS: S

THROWS: R

HT: 5-9

WGT: 210

BIRTHDATE: 6/27/89 (28); Santo Domingo, DR

RESIDES: Santo Domingo, DR

ACQUIRED: Traded by San Diego for LHP Marc Rzepczynski on 7/31/15



2018 Clippers

Last Season

Started the year with Cleveland... hit .298/.420/.439 in 21 April games (57AB) as the starting RF... slumped in May (.069, 2x29) and was **placed on the DL with a strained right biceps on 5/16...** sent to Columbus for rehab from 6/8-7/4, batting .311 (14x45) with 2HR in 14 games... activated on 7/5... hit .297 (11x37) with 2HR and 4RBI in 11 games before getting optioned to Columbus on 7/28... recalled on 8/5 and appeared in nine games for Cleveland (.095, 2x21) before **second DL stint on 8/18 (strained left hamstring)**... rehabbed with Columbus from 8/28-8/30 (2x10, RBI)... activated on 9/1 and played sparingly over the rest of the season, hitting .286 (8x28) in September... did not make the postseason roster.

Career Notes

Transactions: Signed by New York (AL) as non-drafted free agent on 7/2/05... **2013-** traded by New York (AL) to Seattle for RHP Shawn Kelly on 2/3/13... Seattle (8/30-9/29)... **2014-** Seattle (3/31-5/4)... traded by Seattle with RHP Stephen Kohlscheen to San Diego for OF Chris Denorfia on 7/31/14... San Diego (8/1-9/28)... **2015-** San Diego (5/9-6/7, 7/22-7/30)... traded by San Diego to Cleveland for LHP Marc Rzepczynski on 7/31/15... Cleveland (8/8-10/4)... **2016-** Cleveland (4/5-10/2), on the restricted list (4/5-7/3, PED suspension), rehab with Columbus (6/22-7/2)... **2017-** Cleveland (4/3-7/27, 9/1-10/1), on the DL (5/16-7/4, strained right biceps; 8/18-8/31, strained left hamstring), rehab with Columbus (6/8-7/4; 8/28-8/30).

Single Game Career Highs

Stat	#	Times	Last Time
R	4	2	4/9/15
H	6	1	5/29/13
2B	2	15	8/3/17
3B	2	2	6/29/14
HR	2	4	9/3/09
RBI	4	9	8/26/16*
SB [^]	3	2	8/21/06
Hit Streak	34	1	7/26-9/2/11
OB Streak	39	1	7/26/11-4/9/12

*- in MLB, ^- 37 multi-SB games

CAREER STATISTICS

Year	Club	Class	AVG	G	AB	R	H	2B	3B	HR	RBI	BB	K	SB	CS	OBP	SLG	SF	SAC
06	DSL Yankees	R	.254	63	209	51	53	11	3	8	26	55	45	36	14	.409	.450	0	1
07	GCL Yankees	R	.288	49	160	29	46	4	3	3	16	21	34	8	9	.372	.406	1	2
08	Charleston	A	.228	115	443	61	101	20	7	8	46	47	101	29	10	.303	.359	1	3
09	Charleston	A	.280	115	440	63	123	14	10	5	56	35	81	36	5	.333	.391	3	4
10	Tampa	A+	.263	15	57	9	15	3	1	0	3	6	16	5	3	.333	.351	0	0
11	Tampa	A+	.268	131	537	92	144	27	11	4	52	52	100	30	11	.333	.382	4	3
12	GCL Yankees	R	.222	7	18	2	4	2	0	0	0	2	4	2	0	.300	.333	0	0
	Trenton	AA	.276	78	319	47	88	17	4	4	25	37	59	30	5	.350	.392	1	2
13	Jackson	AA	.255	29	102	18	26	6	1	4	18	18	28	6	1	.367	.451	0	0
	Tacoma	AAA	.314	94	338	63	106	17	5	11	50	49	66	20	7	.403	.491	1	6
	Seattle	ML	.264	25	72	10	19	4	0	2	9	6	21	1	0	.313	.403	2	2
14	Seattle	ML	.198	27	106	10	21	5	1	1	8	6	40	3	1	.248	.292	0	0
	Tacoma	AAA	.267	72	277	42	74	10	3	6	31	28	66	7	4	.333	.390	1	6
	San Diego	ML	.265	32	98	9	26	5	0	2	7	6	20	1	2	.305	.378	1	2
15	El Paso	AAA	.275	61	244	43	67	18	2	4	35	33	46	11	4	.361	.414	0	5
	San Diego	ML	.204	31	54	6	11	3	0	0	4	5	19	1	1	.271	.259	0	3
	Columbus	AAA	.250	2	8	2	2	0	1	0	0	1	2	0	0	.333	.500	0	0
	Cleveland	ML	.264	51	178	30	47	9	5	5	20	16	33	6	0	.321	.455	2	0
16	Columbus	AAA	.444	7	27	6	12	2	1	1	4	5	4	2	0	.545	.704	0	0
	Cleveland	ML	.264	67	182	24	48	20	1	1	22	8	42	8	0	.294	.401	3	0
17	Columbus	AAA	.260	23	77	11	20	6	1	2	6	15	13	3	1	.380	.442	0	0
	Cleveland	ML	.233	69	172	26	40	8	3	3	14	20	46	2	1	.314	.366	1	1
	Minor League Totals		.271	861	3256	539	881	157	53	60	368	404	665	225	74	.352	.407	12	32
	Major League Totals		.246	302	862	115	212	54	10	14	84	67	221	22	5	.300	.381	9	8



CODY ANDERSON RHP

BATS: R **THROWS:** R

HT: 6-4 **WGT:** 240

BIRTHDATE: 9/14/90 (27); Quincy, CA

RESIDES: Fallon, NV

ACQUIRED: Selected in the 14th round (428th overall) of the 2011 draft

Last Season

Spent the entire season on the 60-day DL, recovering from right elbow surgery (3/27/17).

Career Notes

Transactions: Selected by Tampa Bay in the 17th round of the 2010 draft, did not sign... selected by Cleveland in the 14th round (428th) of the 2011 draft... **2011-** Mahoning Valley (8/13-9/5)... **2012-** Lake County (4/5-9/3)... **2013-** Carolina (4/4-8/13), Akron (8/14-9/2)... **2014-** Akron (4/3-9/1), **on the DL (7/25-8/8, strained right triceps)**... **2015-** Akron (4/9-6/5), Columbus (6/6-6/19), Cleveland (6/20-10/4), **on the DL (8/8-8/25, strained left oblique)**... **2016-** Cleveland (4/5-4/26, 5/6-5/16, 5/23, 6/7, 7/17, 7/22-8/3, 9/1-10/2), Columbus (4/27-5/5, 5/17-5/22, 5/24-6/6, 6/8-7/16, 7/18-7/21, 8/4-8/31), **on the DL (6/13-7/4, tight right elbow)**... **2017-** Cleveland (4/3-10/1), **on the DL (4/3-10/1, recovering from right elbow surgery)**.

Recognition: Bob Feller Award (2013- Cleveland Minor League Pitcher of the Year)... Pitcher of the Year (2013- Carolina)... Postseason All-Star (2013- Carolina, SP)... Midseason All-Star (2013- Carolina, 2012- Midwest)... Pitcher of the Month (2015- American, September)... Pitcher of the Week (2015- Eastern, 4/20-4/26; 2013- Carolina, 5/18-5/24)... Cleveland Minor League Pitcher of the Month (2015- April)... Cleveland Minor League Player of the Week (2014- Akron, 5/18-5/24)... *Baseball America* Ranks (Cleveland: 2015- 10th; 2014- 5th; 2013- 29th).

Highlights: **2015-** made ML debut on 6/21 vs. Tampa Bay (ND, 7.2IP, 6H, 0R, 0ER, 1BB, 4K), finished the year with five straight wins and a 1.09ERA (33.0IP, 26H, 4R, 4ER, 12BB, 18K)... **2013-** was 3-0 with a 1.64ERA (22.0IP, 17H, 4R, 4ER, 8BB, 14K) to start the season, went 4-1 with a 1.74ERA (57.0IP, 44H, 12R, 11ER, 14BB, 50K) in final 11 starts before promotion to Akron, led the Carolina League with a 2.34ERA and ranked 4th with a .236 average against... **2012-** threw a scoreless inning in the Midwest League All-Star Game, limited to 3.0IP or less in each of last 12 starts.

Postseason: Akron (2014), Lake County (2012).

Personal: Attended Feather River College (Quincy, CA) from 2010-11... originally an outfielder before converting to relief pitcher to make the team... headed to TCU for junior year before signing with Cleveland in 2011.

CAREER STATISTICS

Year	Club	Class	W-L	ERA	G	GS	CG	SHO	SV	SVO	IP	H	R	ER	HR	HB	BB	K	AVG	
11	Mahoning Valley	SS	0-0	1.80	3	1	0	0	0	0	5.0	4	1	1	0	0	4	3	.235	
12	Lake County	A	4-7	3.20	24	23	0	0	0	0	98.1	92	40	35	8	1	29	72	.249	
13	Carolina	A+	9-4	2.34	23	23	0	0	0	0	123.1	105	34	32	6	5	31	112	.236	
	AKron	AA	0-0	5.68	3	3	0	0	0	0	12.2	16	8	8	2	0	9	10	.320	
14	AKron	AA	4-11	5.44	25	25	0	0	0	0	125.2	141	78	76	17	4	45	81	.285	
15	AKron	AA	3-2	1.73	10	10	0	0	0	0	52.0	44	12	10	2	1	9	36	.233	
	Columbus	AAA	1-1	2.33	3	3	0	0	0	0	19.1	17	6	5	0	1	5	18	.239	
	Cleveland	ML	7-3	3.05	15	15	1	0	0	0	91.1	77	32	31	9	1	24	44	.231	
16	Columbus	AAA	0-2	3.62	13	6	0	0	1	1	32.1	32	15	13	4	2	10	40	.248	
	Cleveland	ML	2-5	6.68	19	9	0	0	0	0	60.2	85	45	45	13	1	13	54	.333	
17	INJURED - DID NOT PITCH																			
	Minor League Totals		21-27	3.46	104	94	0	0	1	1	468.2	451	194	180	39	14	142	372	.256	
	Major League Totals		9-8	4.50	34	24	1	0	0	0	152.0	162	77	76	22	2	37	98	.275	

BRANDON BARNES OF

BATS: R **THROWS:** R
HT: 6-2 **WGT:** 210
BIRTHDATE: 5/15/86 (31); Anaheim, CA
RESIDES: Anaheim, CA
ACQUIRED: Signed as a minor league free agent on 11/30/17



2018 Clippers

Last Season

Played the entire season with New Orleans... played first career game at 1B on 4/9 vs. Memphis (first game in INF since three at 2B in 2011)... made an error in second career game at 1B, on 4/10 vs. Memphis, snapping 96 game errorless streak (as an OF, streak went to 99 games before error on 4/21 vs. Iowa)... ended up playing 16 games at 1B, but only once in last 55 of the season... hit .285 (39x137) through first 35 games before going hitless in six straight (16AB) from 5/16-5/21 (lost 30 points off average)... went 3x5 with a double, a HR and 5RBI on 6/10 at Omaha... was 4x4 vs. Round Rock on 6/14... from 7/18 until **DL stint (8/12-9/1)**, hit .338/.379/.525 with 3HR and 11RBI over 21 games.

Career Notes

Transactions: Selected by Houston in the 6th round (194th) of the 2005 draft... **2012-** Houston (8/7-10/3)... **2013-** Houston (3/31-9/29)... traded by Houston with RHP Jordan Lyles to Colorado for OF Dexter Fowler and PTBNL on 12/3/13... **2014-** Colorado (3/31-9/28)... **2015-** Colorado (5/20-10/4)... **2016-** Colorado (4/4-4/28, 6/17-7/24)... **2017-** signed by Miami as a minor league free agent on 1/3/17... signed by Cleveland as a minor league free agent on 11/30/17.

Single Game Career Highs

Stat	#	Times	Last Time
R	3	18	5/24/17
H	5	1	7/19/13*
2B	3	3	8/23/10
HR	2	9	4/20/12
RBI	6	2	8/20/11
SB^	3	1	7/13/12
Hit Streak	13	1	5/14-6/24/08
OB Streak	18	2	6/13-7/4/10

*- in MLB, ^- 13 multi-SB games

Recognition: Batter of the Week (2012- Texas, 4/10-4/16 & 4/17-4/23; 2009- California, 8/4-8/10).

Personal: Attended Cypress College in Cypress, CA (Trevor Hoffman, former Clipper David Huff).

CAREER STATISTICS

Year	Club	Class	AVG	G	AB	R	H	2B	3B	HR	RBI	BB	K	SB	CS	OBP	SLG	SF	SAC
05	Greeneville	R	.200	39	145	21	29	5	2	2	13	10	36	3	2	.273	.303	1	0
06	Greeneville	R	.220	52	173	19	38	11	1	2	14	16	47	5	3	.293	.329	0	0
07	Tri-City	SS	.251	63	231	34	58	16	1	10	41	31	71	5	3	.336	.459	3	0
08	Lexington	A	.241	87	311	27	75	19	1	2	19	18	96	7	3	.285	.328	2	3
09	Lexington	A	.264	57	197	23	52	11	3	5	25	10	52	3	6	.310	.426	2	2
	Lancaster	A+	.293	68	266	51	78	19	3	12	52	15	74	1	2	.340	.523	2	3
	Corpus Christi	AA	.095	7	21	2	2	0	0	1	1	3	7	0	0	.208	.238	0	0
10	Lancaster	A+	.269	126	491	81	132	31	5	27	80	37	122	14	3	.326	.517	1	4
	Round Rock	AAA	.286	6	21	2	6	1	0	1	1	1	6	1	0	.318	.476	0	0
11	Oklahoma City	AAA	.197	71	229	34	45	13	5	8	27	29	69	5	1	.294	.402	1	1
	Corpus Christi	AA	.286	54	203	25	58	13	0	7	27	14	42	6	3	.335	.453	2	3
12	Corpus Christi	AA	.317	44	164	30	52	20	0	7	31	14	42	7	2	.377	.567	2	0
	Oklahoma City	AAA	.323	62	235	51	76	19	1	5	38	23	49	14	4	.383	.477	2	2
	Houston	ML	.204	43	98	8	20	3	0	1	7	5	29	1	1	.250	.265	0	1
13	Houston	ML	.240	136	408	46	98	17	1	8	41	21	127	11	11	.289	.346	2	6
14	Colorado	ML	.257	132	292	37	75	17	4	8	27	15	100	5	4	.293	.425	0	6
15	Albuquerque	AAA	.205	33	132	19	27	6	0	5	12	10	34	7	3	.266	.364	0	0
	Colorado	ML	.251	106	255	30	64	13	2	17	21	67	4	2	.314	.341	1	1	
16	Colorado	ML	.220	48	100	10	22	6	2	0	8	3	30	1	2	.250	.320	0	5
	Albuquerque	AAA	.282	64	238	30	67	13	2	5	32	15	58	11	5	.323	.416	1	1
17	New Orleans	AAA	.276	109	410	55	113	22	2	11	49	31	114	15	6	.331	.420	4	1
	Minor League Totals		.262	942	3467	504	908	219	26	110	462	277	919	104	46	.321	.435	23	20
	Major League Totals		.242	465	1153	131	279	56	9	19	100	65	353	22	20	.289	.356	3	19



JEFF BELIVEAU LHP

BATS: L **THROWS:** L

HT: 5-11 **WGT:** 210

BIRTHDATE: 1/17/87 (31); Providence, RI

RESIDES: Los Angeles, CA

ACQUIRED: Signed as a minor league free agent on 11/22/17

Last Season

Began the year with Buffalo... aside from loss at Syracuse on 5/9 (1.0IP, 4H, 4R, 4ER, 1BB, 2K), had a 2.03ERA through other 16 games (31.0IP, 12H, 7R, 7ER, 13BB, 41K) before contract purchased by Toronto on 6/5, including retiring 35 of 40 batters (0H, 5BB) from 5/18-6/2... had a 9.00ERA (4.0IP, 4ER) through first four games, thanks mostly to 3-run HR allowed on 6/16 vs. Chicago (AL)... allowed 1ER over 11 games (10.1IP) from 6/19-7/9... shelled in four games after the All-Star Break (1.1IP, 7H, 9R, 8ER, 2BB, 2K), including 7/21 at Cleveland (0.0IP, 4H, 6R, 6ER, 1BB, 0K)... DFA'd on 7/22 and outrighted to Buffalo on 7/25... allowed ER in only three of 12 games to finish the season (18.1IP, 6ER).

Career Notes

Transactions: **Selected by Chicago (NL) in the 18th round (551st) of the 2008 draft...** **2008-** AZL Cubs (6/28-6/30), Boise (7/1-8/30)... **2009-** Peoria (4/9-9/7)... **2010-** Peoria (4/10-4/29), Daytona (4/30-9/5)... **2011-** Daytona (4/7-5/8), Tennessee (5/9-9/4)... **2012-** Iowa (4/5-7/21, 8/21-8/30), **on the DL (5/22-5/28, undisclosed injury)**, Chicago (7/22-8/20, 8/31-10/3)... **claimed by Texas off waivers from Chicago (NL) on 12/21/12...** **2013-** Round Rock (4/4-4/7)... **traded by Texas to Tampa Bay for cash on 4/16/13...** Durham (4/16-5/18, 5/20-5/30, 6/1-8/26), Tampa Bay (5/19, 5/31, 8/27-8/28, 9/27-9/30), Montgomery (8/29-9/2)... **2014-** Durham (4/3-4/7, 4/10-4/12, 4/14-6/30, 7/3, 7/7-7/21), Tampa Bay (4/8-4/9, 4/13, 7/1-7/2, 7/4-7/6, 7/22-9/28)... **2015-** Tampa Bay (4/6-10/4), **on the DL (4/16-10/4, torn left labrum)**... signed by Baltimore as a minor league free agent on 12/5/15... **2016-** Norfolk (4/7-5/2), **on the DL (4/7-5/2, left shoulder surgery)**, Frederick (5/3-8/15), Bowie (8/16-9/5)... signed by Toronto as a minor league free agent on 12/19/16... **2017-** Buffalo (4/6-6/4, 7/25-9/4), Toronto (6/5-7/21)... signed by Cleveland as a minor league free agent on 11/22/17.

Recognition: *Baseball America* (Chicago-NL: 2012- 24th).

CAREER STATISTICS

Year	Club	Class	W-L	ERA	G	GS	CG	SHO	SV	SVO	IP	H	R	ER	HR	HB	BB	K	AVG
08	AZL Cubs	R	0-0	13.50	1	0	0	0	0	0	0.2	1	1	1	0	0	1	1	.333
	Boise	SS	2-1	2.60	13	7	0	0	0	0	34.2	25	12	10	1	5	28	51	.202
09	Peoria	A	5-4	3.54	29	7	0	0	3	5	96.2	77	40	38	5	7	45	117	.216
10	Peoria	A	0-0	1.59	6	0	0	0	0	0	11.1	6	2	2	1	1	6	23	.162
	Daytona	A+	4-2	2.89	40	0	0	0	2	7	53.0	41	20	17	4	2	23	74	.208
11	Daytona	A+	0-1	0.52	12	0	0	0	2	2	17.1	13	1	1	0	2	6	20	.224
	Tennessee	AA	6-1	1.89	41	0	0	0	3	6	57.0	37	14	12	7	1	13	69	.183
12	Iowa	AAA	4-5	3.89	37	0	0	0	0	1	44.0	44	21	19	4	0	18	52	.260
	Chicago (NL)	ML	1-0	4.58	22	0	0	0	0	0	17.2	21	9	9	5	1	12	17	.292
13	Round Rock	AAA	0-0	0.00	1	0	0	0	0	0	2.0	1	0	0	0	0	0	0	.143
	Durham	AAA	2-3	2.62	38	0	0	0	1	4	44.2	41	15	13	1	1	22	76	.237
	Montgomery	AA	0-0	0.00	2	0	0	0	0	0	2.0	0	0	0	0	0	1	5	.000
	Tampa Bay	ML	0-0	0.00	1	0	0	0	0	0	0.2	1	0	0	0	0	1	0	.333
14	Durham	AAA	0-0	1.50	30	0	0	0	11	12	36.0	19	7	6	0	0	14	51	.151
	Tampa Bay	ML	0-0	2.63	30	0	0	0	1	1	24.0	19	7	7	1	2	7	28	.213
15	Tampa Bay	ML	0-0	13.50	5	0	0	0	0	0	2.2	6	4	4	1	0	1	2	.429
16	Frederick	A+	4-0	2.40	27	0	0	0	2	3	45.0	24	18	12	2	6	25	64	.155
	Bowie	AA	0-0	3.86	4	0	0	0	0	1	4.2	3	5	2	1	1	4	2	.158
17	Toronto	ML	1-1	7.47	19	0	0	0	0	0	15.2	17	14	13	4	1	6	17	.283
	Buffalo	AAA	4-1	3.04	29	1	0	0	2	2	50.1	34	18	17	5	2	26	60	.193
	Minor League Totals		31-18	2.70	310	15	0	0	26	43	499.1	366	174	150	31	28	232	665	.202
	Major League Totals		2-1	4.90	77	0	0	0	1	1	60.2	64	34	33	11	4	27	64	.269



SHANE BIEBER RHP

BATS: R **THROWS:** R
HT: 6-3 **WGT:** 195
BIRTHDATE: 5/31/95 (22); Orange, CA
RESIDES: Laguna Hills, CA
ACQUIRED: Selected in the 4th round (122nd overall) of the 2016 draft

Last Season

Started the season with Lake County... notched 11K in win at Lansing on 4/14 (6.0IP, 4H, 1R, 1ER, 0BB)... walked first batter of the season on 4/25 at Great Lakes, snapping a streak of 101 batters faced without a walk (dated to 8/23/16 with Mahoning Valley)... sent to Lynchburg on 5/5... posted a 1.93ERA through first three starts, all quality (18.2IP, 23H, 5R, 4ER, 0BB, 14K), but did not pick up any decisions... roughed up in each of next three, all non-quality, posting a 7.23ERA (18.2IP, 28H, 16R, 15ER, 3BB, 13K) and turning in first, and only, career game with multiple walks (2BB at Potomac on 5/31)... went 6-0 with a 2.05ERA over next eight starts (52.2IP, 44H, 14R, 12ER, 1BB, 55K) to earn promotion to Akron on 7/24... stretch included a Carolina League Pitcher of the Week Award for 6/19-6/25, including 11K in win vs. Frederick on 6/22 (8.0IP, 3H, 0R, 0ER, 0BB)... did not figure in the decision of Double-A debut, on 7/25 vs. Binghamton (6.2IP, 5H, 0R, 0ER, 1BB, 5K), snapping a streak of 201 batters faced without allowing a walk... tagged with the loss in second start, on 7/30 at Bowie (4.1IP, 10H, 5R, 5ER, 1BB, 3K)... from 8/1 on, was 2-0 with a 1.87ERA (43.1IP, 41H, 10R, 9ER, 3BB, 41K)... combined between the three levels, posted a 16.2K/BB ratio with 0.52BB/9IP.

Career Notes

Transactions: Selected by Cleveland in the 4th round (122nd) of the 2016 draft... **2016-** Mahoning Valley (7/22-9/5)... **2017-** Lake County (4/6-5/4), Lynchburg (5/5-7/23), Akron (7/24-9/4).

Recognition: Pitcher of the Week (2017- Carolina, 6/19-6/25)... *Baseball America* (Cleveland: 2018- 5th, Best Control; 2017- 21st).

Highlights: **2016-** allowed 1ER in pro debut (2.0IP vs. Lowell on 7/22) and had 0ER the rest of the season (22.0IP), did not have more than 1BB in any game.

Postseason: None.

Personal: Attended UC Santa Barbara, leading the Gauchos to first ever College World Series appearance in 2016... graduated from Laguna Hills HS (Laguna Hills, CA), same school as Rob Refsnyder.

CAREER STATISTICS

Year	Club	Class	W-L	ERA	G	GS	CG	SHO	SV	SVO	IP	H	R	ER	HR	HB	BB	K	AVG
16	Mahoning Valley	SS	0-0	0.38	9	8	0	0	0	0	24.0	10	2	1	0	1	2	21	.122
17	Lake County	A	2-3	3.10	5	5	0	0	0	0	29.0	34	14	10	1	0	1	31	.291
	Lynchburg	A+	6-1	3.10	14	14	0	0	0	0	90.0	95	35	31	5	2	4	82	.275
	Akron	AA	2-1	2.32	9	9	0	0	0	0	54.1	56	15	14	2	0	5	49	.264
Minor League Totals			10-5	2.55	37	36	0	0	0	0	197.1	195	66	56	8	3	12	183	.258
Major League Totals			0-0	-	0	0	0	0	0	0	0.0	0	0	0	0	0	0	0	-

BOBBY BRADLEY INF

BATS: L **THROWS:** R
HT: 6-1 **WGT:** 225
BIRTHDATE: 5/29/96 (21); Olympia Fields, IL
RESIDES: Gulfport, MS
ACQUIRED: Selected in the 3rd round (97th overall) of the 2014 draft



2018 Clippers

Last Season

Played the entire season with Akron... had 33K in first 79AB (42%), 80K in 388AB thereafter (21%)... went 2x3 with a HR and 5RBI on 4/19 at Reading... was 2x5 with 2HR and 5RBI at New Hampshire on 6/10... went 3x5 with 3HR and 7RBI on 6/27 vs. Erie... came up a single short of the cycle on 7/3 vs. Bowie (5RBI)... batted .326 (29x89) over the final 22 games of the season, including a 10 game hit streak from 8/12-8/23 (.390, 16x41)... ranked 6th in the Eastern League with 23HR and finished 2nd with 89RBI... on the year, appeared at DH just five times in 131 games (125 starts at 1B)... following the season, played for Glendale in the Arizona Fall League (.230/.260/.365, 2HR, 6RBI, 74AB).

Career Notes

Transactions: Selected by Cleveland in the 3rd round (97th) of the 2014 draft... **2014-** AZL Indians (6/21-8/28)... **2015-** Lake County (4/10-9/4), Lynchburg (9/5-9/6)... **2016-** Lynchburg (4/7-9/5)... **2017-** Akron (4/6-9/4).

Recognition: Most Valuable Player (2016- Carolina; 2014- Arizona)... Postseason All-Star (2016- Carolina, 1B; 2014- Arizona, 1B)... Midseason All-Star (2016- Carolina)... Player of the Month (2015- Midwest, August)... Batter of the Week (2016- Carolina, 8/8-8/14; 2015- Midwest, 6/9-6/15 & 7/28-8/3 & 8/11-8/17)... *Baseball America* (Cleveland: 2018- 3rd, Best Power Hitter; 2017- 5th, Best Power Hitter; 2016- 5th, Best Power Hitter; 2015- 9th).

Single Game Career Highs			
Stat	#	Times	Last Time
R	4	1	4/26/16
H	4	2	7/18/16
2B	2	8	8/31/17
HR*	3	1	6/27/17
RBI	8	1	8/16/14
Hit Streak	16	1	7/16-8/13/14
OB Streak	27	1	8/7-9/6/15

* - 6 multi-HR games

Highlights: **2016-** had a 20 game on base streak from 5/8-5/27 (drew a walk in each of first 13 games), homered and had 6RBI on 6/16 vs. Salem, homered in three straight from 8/12-8/14 vs. Winston-Salem (6RBI), went 2x5 with 2HR and 3RBI on 8/23 vs. Wilmington, led the Carolina League in HR and RBI... **2015-** was 3x4 with 2HR and 5RBI on 5/11 at Fort Wayne, went deep in four of five games from 6/10-6/14 (10RBI), collected 30RBI over 14 games from 8/1-8/16, was 2x3 with 5RBI on 8/1 vs. Great Lakes, had 13 game hit streak from 8/7-8/21 (.327, 17x52) that included a five game homer streak from 8/12-8/16 (13RBI), led the Midwest League in HR... **2014-** hit safely in 16 straight from 7/16-8/13 (.419, 26x62), was 4x5 with a HR and 7RBI on 7/16 vs. the AZL Brewers, went 3x4 with 2HR and 8RBI on 8/16 at the AZL Padres... won the Arizona League Triple Crown.

Postseason: Lynchburg (2015-16), AZL Indians (2014), Glendale (AFL, 2017).

Personal: Graduated from Harrison Central HS (Gulfport, MS)... intended to play at LSU before signing with Cleveland.

		CAREER STATISTICS																	
Year	Club	Class	AVG	G	AB	R	H	2B	3B	HR	RBI	BB	K	SB	CS	OBP	SLG	SF	SAC
14	AZL Indians	R	.361	39	155	39	56	13	4	8	50	16	36	3	0	.426	.652	2	0
15	Lake County	A	.269	108	401	62	108	15	4	27	92	56	148	3	0	.361	.529	4	0
	Lynchburg	A+	.000	2	8	0	0	0	0	0	0	1	2	0	0	.111	.000	0	0
16	Lynchburg	A+	.235	131	485	82	114	23	1	29	102	75	170	3	0	.344	.466	4	0
17	Akron	AA	.251	131	467	66	117	25	3	23	89	55	122	3	3	.331	.465	5	1
Minor League Totals			.261	411	15616	249	395	76	12	87	333	203	478	12	3	.352	.499	15	1
Major League Totals			-	0	0	0	0	0	0	0	0	0	0	0	0	-	-	0	0





MITCH BROWN RHP

BATS: R **THROWS:** R

HT: 6-1 **WGT:** 195

BIRTHDATE: 4/13/94 (23); Rochester, MN

RESIDES: Rochester, MN

ACQUIRED: Selected in the 2nd round (79th overall) of the 2012 draft

Last Season

Spent the season with Akron... after allowing 3ER over first two games (2.0IP), posted a 0.53ERA over next 10 games from 4/19-5/29 (17.0IP, 6H, 1R, 1ER, 9BB, 20K)... stretch included a scoreless streak of 12.0IP from 5/7-5/29... starting on 6/23, turned in an 11.44ERA (19.2IP, 25ER) over final 15 games of the season... ERA ballooned from 2.83 to 5.87 over three appearances from 6/23-7/18 (2.0IP, 4H, 11R, 11ER, 7BB, 1K)... in between, **spent time on the DL with a sore lower back (7/4-7/17)**... was roughed up in three straight games from 7/27-8/10 (5.1IP, 7H, 8R, 8ER, 3BB, 3K) that saw ERA jump from 5.47 to 6.57... on the year, held opposition scoreless in 12 of first 18 games and only six of final 15.

Career Notes

Transactions: Selected by Cleveland in the 2nd round (79th) of the 2012 draft... **2012-** AZL Indians (6/19-8/29)... **2013-** Lake County (4/4-6/19), **on the DL (5/2-6/19, sore right biceps)**, AZL Indians (6/20-8/28)... **2014-** Lake County (4/4-9/1)... **2015-** Lynchburg (4/9-9/7)... **2016-** Lynchburg (4/7-9/5)... **2017-** Akron (4/6-9/4), **on the DL (7/4-7/17, sore lower back)**.

Recognition: *Baseball America* (Cleveland: 2016- 30th; 2015- 14th, Best Curveball; 2014- 24th; 2013- 5th).

Highlights: **2016-** posted a 3.05ERA (20.2IP, 7ER) after conversion to reliever (5.56ERA, 77.2IP, 48ER, as a starter) ... **2015-** won five straight starts from 7/1-7/29 (31.1IP, 22H, 11R, 11ER, 12BB, 23K)... **2014-** went 6-0 with a 0.88ERA (41.0IP, 27H, 4R, 4ER, 9BB, 43K) over final seven starts... **2012-** had no-hitter through 5.0IP (2BB, 5K) in win vs. AZL Royals on 8/15.

Postseason: Lynchburg (2016), Lake County (2014).

Personal: Graduated from Century High School (Rochester, MN)... when drafted, was just fourth prep pitcher from the state of Minnesota ever to be selected in top two rounds (only one, 2017 All-Star Brad Hand, has ever pitched in the Majors).

CAREER STATISTICS

Year	Club	Class	W-L	ERA	G	GS	CG	SHO	SV	SVO	IP	H	R	ER	HR	HB	BB	K	AVG
12	AZL Indians	R	2-0	3.58	8	8	0	0	0	0	27.2	20	16	11	3	0	10	26	.204
13	Lake County	A	1-1	11.49	5	5	0	0	0	0	15.2	21	21	20	4	4	11	18	.328
	AZL Indians	R	2-4	5.37	12	10	0	0	0	0	52.0	57	32	31	2	8	29	48	.284
14	Lake County	A	8-8	3.31	27	27	0	0	0	0	138.2	113	60	51	6	11	55	127	.226
15	Lynchburg	A+	9-12	5.15	27	26	0	0	0	0	141.2	147	94	81	15	8	77	109	.275
16	Lynchburg	A+	4-6	5.03	36	17	0	0	0	0	98.1	81	60	55	3	12	77	120	.229
17	Akron	AA	1-2	6.33	33	0	0	0	4	5	48.1	41	36	34	3	3	39	40	.238
Minor League Totals			27-33	4.88	148	93	0	0	4	5	522.1	480	319	283	36	46	298	488	.250
Major League Totals			0-0	-	0	0	0	0	0	0	0.0	0	0	0	0	0	0	0	-

WILLI CASTRO INF

BATS: S **THROWS:** R
HT: 6-1 **WGT:** 170
BIRTHDATE: 4/24/97 (20); Rio Piedras, PR
RESIDES: Santo Domingo, DR
ACQUIRED: Signed as a non-drafted free agent on 7/2/13



2018 Clippers

Last Season

Spent the entire season with Lynchburg... struggled through first 27 games of the season, batting .216 (19x88), including 2x26 start to the year, while making 9E in the field.... beginning with 12 game hit streak from 5/14-5/26 (.438, 21x48), batted .361 (39x108) over next 29 games to raise average from .216 to .296... named to the Carolina League All-Star Team, going 1x2 on 6/20 vs. the California League... hit safely in 13 of 14 games immediately following the All-Star Break (.350, 21x60), including 3x5 (double, triple, HR), 4RBI performance at Salem on 6/28... put together a career best 28 game errorless streak from 7/16-8/18... doubled three times and had an RBI on 8/12 at Winston-Salem... batted .308 (4x13) with a HR and 3RBI in the Carolina League Playoffs... named to the Postseason CL All-Star Team as the Utility Infielder after ranking 2nd in the league in hits (136) and 4th in batting (.290)... following the season, was limited to eight games with Escogido in the Dominican Winter League due to a sprained knee (.448, 13x39, 1HR, 6RBI)... added to the 40-man roster on 11/20.

Single Game Career Highs			
Stat	#	Times	Last Time
R	3	3	8/1/17
H	4	4	8/12/17
2B	3	1	8/12/17
3B	2	1	5/25/16
RBI	6	1	7/17/16
SB*	3	1	8/4/15
Hit Streak	12	1	5/14-5/26/17
OB Streak	18	1	5/14-6/2/17

*- 8 multi-SB games

Career Notes

Transactions: Signed by Cleveland as a non-drafted free agent on 7/2/13... **2014**- AZL Indians (6/20-8/28)... **2015**- Mahoning Valley (6/19-9/7)... **2016**- Lake County (4/7-8/31), Lynchburg (9/1-9/5)... **2017**- Lynchburg (4/6-9/4).

Recognition: Postseason All-Star (2017- Carolina, UTL)... Midseason All-Star (2017- Carolina; 2016- Midwest)... *Baseball America* (Cleveland: 2018- 7th; 2017- 15th; 2016- 26th).

Highlights: **2016**- went 4x5 (double, HR) with 4RBI on 4/28 vs. Burlington, tripled twice and had 2RBI on 5/25 at Dayton, batted .444 (16x36) over nine game hit streak from 6/8-6/16, was 2x5 with a HR and 6RBI on 7/17 vs. Quad Cities, collected 4-hit games on 7/29 vs. South Bend and 8/7 vs. Dayton... **2015**- batted .306 (30x98) over 23 games from 7/15-8/10, had 3SB vs. Williamsport on 8/4... **2014**- five of first seven career hits went for extra bases (double, pair of triples and homers).

Postseason: Lynchburg (2016-17), AZL Indians (2014), Escogido (DWL, 2017).

CAREER STATISTICS

Year	Club	Class	AVG	G	AB	R	H	2B	3B	HR	RBI	BB	K	SB	CS	OBP	SLG	SF	SAC
14	AZL Indians	R	.239	43	155	31	37	5	3	2	11	6	33	9	4	.285	.348	0	5
15	Mahoning Valley	SS	.264	67	273	34	72	9	3	1	25	10	31	20	7	.304	.330	3	8
16	Lake County	A	.259	123	518	68	134	21	8	7	49	19	96	16	11	.286	.371	5	3
	Lynchburg	A+	.222	3	9	0	2	0	0	0	0	0	2	0	1	.222	.222	0	0
17	Lynchburg	A+	.290	123	469	69	136	24	3	11	58	28	90	19	9	.337	.424	4	2
	Minor League Totals		.268	359	1424	202	381	59	17	21	143	63	252	64	32	.306	.377	12	18
	Major League Totals		-	0	0	0	0	0	0	0	0	0	0	0	0	-	-	0	0



YU-CHENG CHANG INF

BATS: R **THROWS:** R
HT: 6-1 **WGT:** 175
BIRTHDATE: 8/18/95 (22); Taitung, TWN
RESIDES: Taitung, TWN
ACQUIRED: Signed as a non-drafted free agent on 6/3/13



2018 Clippers

Last Season

Spent the season with Akron... started the season with a HR in three straight games (5RBI on 4/6 vs. Bowie)... hit .123 (8x65) with 2HR over the next 17 games as average dipped to .176 (stayed between .176 and .204 through 5/29)... went 2x5 with 2HR and 2RBI on 5/19 at Hartford... starting on 5/30, batted .293 (22x75) over 20 games to bump average to .226... hit safely in eight straight from 7/3-7/14 (.393, 11x28)... selected to play in the Eastern League All-Star Game at New Hampshire on 7/12, going 1x2 with a double and an RBI... had 19HR in 283AB at the Break (5HR in 157AB to end the year, homerless in first 22 games after the All-Star Game).

Career Notes

Transactions: Signed by Cleveland as a non-drafted free agent on 6/3/13... **2014-** AZL Indians (6/20-8/28)... **2015-** Lake County (4/10-9/6), on the DL (6/10-6/26, undisclosed injury; 8/6-8/17, undisclosed injury)... **2016-** Lynchburg (4/7-9/5), on the DL (8/11-8/22, undisclosed injury)... **2017-** Akron (4/6-9/4).

Recognition: Postseason All-Star (2016- Carolina; 2014- Arizona)... Midseason All-Star (2017- Eastern; 2016- Carolina)... Batter of the Week (2016- Carolina, 5/30-6/5)... *Baseball America* (Cleveland: 2018- 6th; 2017- 6th; 2016- 16th; 2015- 13th).

Highlights: **2016-** had a 4-hit game (double, HR) on 4/14 at Frederick, went 4x5 (two doubles) with 6RBI on 7/16 vs. Frederick, reached safely in 19 straight from 7/10-8/1, hit .500 (14x28) with 1HR and 2RBI in the Carolina League Playoffs... **2015-** recorded an RBI in five straight games from 5/7-5/12 (10RBI total), hit a grand slam on 5/19 vs. Fort Wayne, was 2x5 with a HR and 5RBI on 8/2 vs. Great Lakes... **2014-** went 2x4 with 2HR and 4RBI on 7/10 at the AZL Padres, collected 4-hit games on 7/22 vs. the AZL Athletics and 8/16 at the AZL Padres.

Postseason: Lynchburg (2016), AZL Indians (2014), Mesa (AFL, 2016).

Single Game Career Highs			
Stat	#	Times	Last Time
R	4	1	6/3/16
H	4	4	7/6/16
2B	2	6	5/22/17
HR	2	2	5/19/17
RBI	6	1	7/6/16
SB	2	1	7/8/14
Hit Streak	9	1	7/25-8/4/15
OB Streak	19	1	7/10-8/1/16

CAREER STATISTICS

Year	Club	Class	AVG	G	AB	R	H	2B	3B	HR	RBI	BB	K	SB	CS	OBP	SLG	SF	SAC
14	AZL Indians	R	.346	42	159	39	55	9	4	6	25	18	28	6	1	.420	.566	1	0
15	Lake County	A	.232	105	393	52	91	16	4	9	52	27	103	5	6	.293	.361	4	7
16	Lynchburg	A+	.259	109	417	78	108	30	8	13	70	45	110	11	3	.332	.463	7	4
17	Akron	AA	.220	126	440	72	97	24	5	24	66	52	134	11	4	.312	.461	5	2
Minor League Totals			.249	382	1409	241	351	79	21	52	213	142	375	33	14	.325	.446	17	13
Major League Totals			-	0	0	0	0	0	0	0	0	0	0	0	0	-	-	0	0



SHAO-CHING CHIANG RHP

BATS: R **THROWS:** R

HT: 6-0 **WGT:** 175

BIRTHDATE: 11/10/93 (24); Hualien, TWN

RESIDES: Hualien, TWN

ACQUIRED: Signed as a non-drafted free agent on 9/23/11

Last Season

Started the year with Lynchburg... after loss in season debut, reeled off six straight victories from 4/15-5/18, posting a 2.27ERA and reaching at least 7.0IP in each (43.2IP, 34H, 14R, 11ER, 3BB, 23K)... following win on 5/28, went 0-6 with a 5.37ERA over next nine starts (53.2IP, 70H, 39R, 32ER, 12BB, 35K)... named to the Carolina League All-Star Team, starting and picking up the win over the California League on 6/20 (1.0IP, 1H)... threw 106 pitches in a no-hitter vs. Winston-Salem on 7/29 (9.0IP, 0R, 0ER, 1BB, 7K) and was named Carolina League Pitcher of the Week for 7/24-7/30... sent to Akron for the remainder of the season on 8/4... made only one quality start with Akron, on 8/17 at Trenton (6.0IP, 3H, 1R, 1ER, 3BB, 2K), and had three starts with at least 3BB (had only three such starts in 63 starts prior).

Career Notes

Transactions: Signed by Cleveland as a non-drafted free agent on 9/23/11... **2012-** AZL Indians (6/20-8/28), on the DL (6/30-8/29, sprained right elbow required surgery on 9/5)... **2013-** AZL Indians (6/20-8/28), on the DL (6/20-8/26, recovering from surgery)... **2014-** AZL Indians (6/20-8/28)... **2015-** Mahoning Valley (6/19-9/7)... **2016-** Lake County (4/7-9/5)... **2017-** Lynchburg (4/6-8/3), Akron (8/4-9/4).

Recognition: Midseason All-Star (2017- Carolina)... Pitcher of the Week (2017- Carolina, 7/24-7/30).

Highlights: **2016-** had 9K in win vs. Dayton on 8/7 (7.0IP), took loss in complete game (7.0IP) vs. Bowling Green on 8/23... **2015-** posted 0.56ERA through first three games of season (16.0IP, 6H, 2R, 1ER, 1BB, 7K)... **2014-** recorded at least 5.0IP in six games (2.0IP in first two professional seasons).

Postseason: AZL Indians (2014).

Personal: Pitched for Taiwan in the 2017 World Baseball Classic and 2014 Asian Games.

CAREER STATISTICS

Year	Club	Class	W-L	ERA	G	GS	CG	SHO	SV	SVO	IP	H	R	ER	HR	HB	BB	K	AVG
12	AZL Indians	R	0-0	9.00	1	1	0	0	0	0	1.0	2	1	1	0	0	0	0	.500
13	AZL Indians	R	0-0	0.00	1	0	0	0	0	0	1.0	0	0	0	0	0	0	0	.000
14	AZL Indians	R	4-2	4.53	10	8	0	0	0	0	45.2	45	26	23	1	2	3	34	.260
15	Mahoning Valley	SS	3-2	3.92	9	8	0	0	0	0	41.1	39	24	18	3	3	7	18	.241
16	Lake County	A	8-12	3.96	27	27	1	0	0	0	152.1	149	73	67	13	15	26	92	.258
17	Lynchburg	A+	8-8	3.67	19	19	2	1	0	0	122.2	122	61	50	12	8	22	81	.261
	Akron	AA	1-2	6.61	6	6	0	0	0	0	32.2	43	24	24	4	3	11	20	.314
Minor League Totals			24-26	4.15	73	69	3	1	0	0	396.2	400	209	183	33	31	69	245	.262
Major League Totals			0-0	-	0	0	0	0	0	0	0.0	0	0	0	0	0	0	0	-



PRESTON CLAIBORNE RHP

BATS: R **THROWS:** R
HT: 6-2 **WGT:** 235
BIRTHDATE: 1/21/88 (30); Dallas, TX
RESIDES: Rockport, TX
ACQUIRED: Signed as a minor league free agent on 1/26/18

2018 Clippers

Last Season

Started the year with Round Rock.. ERA climbed to a season high of 3.38 (8.0IP, 3ER) after allowing 2ER on 4/23 vs. Iowa... posted a 0.49ERA over next 19 games (18.1IP, 16H, 1R, 1ER, 8BB, 21K), converting 11 consecutive save opportunities (had saves in nine straight appearances on 5/24-6/16)... had contract purchased by Texas on 6/22... appeared in one game, 6/26 at Cleveland, and was optioned on 6/29... DFA'd on 7/2 and outrighted to Round Rock on 7/4... made three scoreless appearances upon return, running streak to 15 straight games (16.1IP) with Round Rock, dating to 5/17... allowed an ER in three straight games from 7/30-8/4, as ERA reached 2.00... **placed on the DL for the rest of the season with a sore right elbow on 8/12.**

Career Notes

Transactions: Selected by Pittsburgh in the 23rd round of the 2006 draft, did not sign... **selected by New York (AL) in the 17th round (535th) of the 2010 draft...** **2010-** Staten Island (6/18-8/22), Tampa (8/23-9/5)... **2011-** Tampa (4/7-9/5)... **2012-** Trenton (4/5-6/26), Scranton/WB (6/27-9/3)... **2013-** Scranton/WB (4/4-5/2, 8/16-8/19, 8/21), **New York (5/3-8/15, 8/20, 8/22, 9/2-9/29), Tampa (8/26-9/1)...** **2014-** Scranton/WB (4/3-4/19, 4/24-4/26, 6/4-9/1), **on the DL (6/25-8/22, sore right shoulder), rehab with GCL Yankees1 (8/11-8/13, 8/18-8/19), GCL Yankees2 (8/14-8/17, 8/20-8/22), New York (4/20-4/23, 4/27-6/3, 9/2-9/28)...** **claimed by Miami off waivers from New York (AL) on 12/23/14...** **2015-** New Orleans (4/9-9/7), **on the DL (4/9-9/7, right shoulder surgery)...** **2016-** signed by San Francisco as a minor league free agent on 6/9/16... Richmond (6/10-9/5)... **2017-** signed by Texas as a minor league free agent on 2/25/17... Round Rock (4/6-6/21, 6/29-7/1, 7/4-9/4), **on the DL (8/12-9/4, strained right elbow), Texas (6/22-6/28)...** **2018-** signed by Cleveland as a minor league free agent on 1/26/18.

Recognition: Midseason All-Star (2010- NY-Penn)... Pitcher of the Week (2011- Florida, 7/26-8/1).

Personal: Attended Tulane University.

CAREER STATISTICS

Year	Club	Class	W-L	ERA	G	GS	CG	SHO	SV	SVO	IP	H	R	ER	HR	HB	BB	K	AVG	
10	Staten Island	SS	1-2	2.28	19	0	0	0	2	2	23.2	20	9	6	0	0	8	30	.241	
	Tampa	A+	0-1	3.68	5	0	0	0	0	0	7.1	7	3	3	1	1	4	6	.269	
11	Tampa	A+	3-7	3.11	38	0	0	0	5	8	81.0	73	33	28	8	7	30	75	.243	
12	Trenton	AA	2-2	2.22	30	0	0	0	5	6	48.2	33	17	12	1	1	24	49	.195	
	Scranton/WB	AAA	4-0	4.05	20	0	0	0	1	2	33.1	31	17	15	2	0	12	29	.254	
13	Scranton/WB	AAA	0-0	3.48	8	0	0	0	3	3	10.1	14	5	4	0	0	1	10	.333	
	Tampa	A+	0-0	0.00	1	1	0	0	0	0	1.0	0	0	0	0	0	1	1	.000	
	New York (AL)	ML	0-2	4.11	44	0	0	0	0	0	50.1	51	23	23	7	2	14	42	.260	
14	GCL Yankees 1	R	0-1	15.00	2	2	0	0	0	0	3.0	5	5	5	1	1	0	1	.385	
	GCL Yankees 2	R	0-0	3.38	2	1	0	0	0	0	2.2	3	1	1	0	0	1	2	.273	
	Scranton/WB	AAA	0-1	3.54	15	0	0	0	2	3	20.1	20	10	8	0	0	11	20	.256	
	New York (AL)	ML	3-0	3.00	18	0	0	0	1	1	21.0	24	9	7	1	0	10	16	.286	
15	INJURED - DID NOT PITCH																			
16	Richmond	AA	2-1	2.38	34	0	0	0	3	5	45.1	30	15	12	4	0	13	49	.186	
17	Texas	ML	0-0	13.50	1	0	0	0	0	0	2.0	5	3	3	0	0	0	2	.500	
	Round Rock	AAA	3-1	1.89	38	0	0	0	16	18	38.0	37	9	8	2	1	15	42	.259	
	Minor League Totals		15-16	2.92	212	4	0	0	37	47	314.2	273	124	102	19	12	120	314	.237	
	Major League Totals		3-2	4.05	63	0	0	0	0	1	73.1	80	35	33	8	2	24	60	.276	



MIKE CLEVINGER RHP

BATS: R **THROWS:** R

HT: 6-4 **WGT:** 220

BIRTHDATE: 12/21/90 (27); Jacksonville, FL

RESIDES: Jacksonville, FL

ACQUIRED: Traded by Los Angeles (AL) for RHP Vinnie Pestano on 8/7/14

Last Season

Began the year with Columbus... was 3-1 with a 1.50ERA through six starts (30.0IP, 23H, 5R, 5ER, 10BB, 32K) before getting recalled to Cleveland on 5/7... had a 1.56ERA (17.1IP, 3ER) through first four games in Cleveland, including 10.0IP scoreless streak (5/20-5/26), but starting in the 4th inning at Kansas City on 5/26, had an 8.53ERA (12.2IP, 12ER) until option on 6/7... got rocked in start at Indianapolis on 6/11 (4.0IP, 5H, 5R, 5ER, 4BB, 6K), but was recalled on 6/17 for doubleheader at Minnesota... optioned to Columbus on 6/18, did not pitch and was recalled for the rest of the season on 6/22... was 3-0 with a 1.24ERA (29.0IP, 16H, 5R, 4ER, 15BB, 31K) in first five starts back with Cleveland... posted a 7.66ERA (22.1IP, 19ER) over six games from 7/25-8/21, then went 6-1 with a 0.81ERA down the stretch (33.1IP, 22H, 5R, 3ER, 12BB, 38K)... pitched in two games of the AL Playoffs (1.1IP, 2H, 3R, 2ER, 4BB, 3K).

Career Notes

Transactions: Selected by Los Angeles (AL) in the 4th round (135th) of the 2011 draft... **2011-** Orem (8/20-9/8)... **2012-** Cedar Rapids (4/5-9/3), on the DL (5/27-9/3, reconstructive surgery on right elbow)... **2013-** AZL Angels (8/22-9/3), Orem (9/4-9/8)... **2014-** Burlington (4/3-5/4), Inland Empire (5/5-8/6)... traded by Los Angeles (AL) to Cleveland for RHP Vinnie Pestano on 8/7/14... Carolina (8/7-9/1)... **2015-** Akron (4/9-9/7)... **2016-** Columbus (4/7-5/17, 6/2-7/3, 7/7-8/3), Cleveland (5/18-6/1, 7/4-7/6, 8/4-10/2)... **2017-** Columbus (4/6-5/6, 6/7-6/16, 6/18-6/21), Cleveland (5/7-6/6, 6/17, 6/22-10/1).

Recognition: Midseason All-Star (2016- International)... Pitcher of the Week (2017- International, 4/10-4/16)... *Baseball America* Ranks (Cleveland: 2016- 7th; 2015- 22nd; Los Angeles: 2014- 17th, Best Slider; 2013- 4th, Best Changeup; 2012- 16th).

Highlights: **2016-** Major League debut on 5/18 at Cincinnati (5.1IP, 5H, 4R, 4ER, 1BB, 5K), had three straight scoreless starts with Columbus from 6/9-6/19 (18.2IP, 8H, 7BB, 21K)... **2015-** made Triple-A debut in IL Playoffs vs. Norfolk on 9/14 (W, 7.2IP, 0H, 0R, 0ER, 2BB, 10K), won GC Championship at Indianapolis on 9/19 (7.2IP, 5H, 0R, 0ER, 1BB, 7K)... **2014-** won three straight starts from 4/18-4/30 (15.1IP, 11H, 2R, 2ER, 1BB, 17K)... **2012-** picked up first win on 5/9 at Burlington (7.0IP, 3H, 2R, 2ER, 3BB, 6K)... **2011-** had 5K in 2.0IP (6TB) in pro debut on 8/20 at Helena.


Postseason: Cleveland (2016-17), Columbus (2015).

CAREER STATISTICS

Year	Club	Class	W-L	ERA	G	GS	CG	SHO	SV	SVO	IP	H	R	ER	HR	HB	BB	K	AVG
11	Orem	R	0-0	2.25	3	0	0	0	0	0	4.0	3	1	1	0	0	2	5	.200
12	Cedar Rapids	A	1-1	3.73	8	8	0	0	0	0	41.0	37	18	17	3	3	13	34	.243
13	AZL Angels	R	0-0	3.00	2	2	0	0	0	0	3.0	2	1	1	0	0	2	3	.200
	Orem	R	0-1	16.87	1	1	0	0	0	0	2.2	6	6	5	0	1	2	2	.429
14	Burlington	A	3-0	1.88	5	5	0	0	0	0	24.0	16	5	5	2	0	5	27	.186
	Inland Empire	A+	1-3	5.37	13	13	0	0	0	0	55.1	58	41	33	8	4	27	58	.272
	Carolina	A+	0-1	4.79	5	4	0	0	0	0	20.2	20	12	11	1	3	11	15	.270
15	Akron	AA	9-8	2.73	27	26	0	0	0	0	158.0	127	53	48	8	9	40	145	.219
16	Columbus	AAA	11-1	3.00	17	17	1	0	0	0	93.0	78	32	31	8	1	35	97	.229
	Cleveland	ML	3-3	5.26	17	10	0	0	0	0	53.0	50	31	31	8	0	29	50	.246
17	Columbus	AAA	3-2	2.65	7	7	0	0	0	0	34.0	28	10	10	3	1	14	38	.228
	Cleveland	ML	12-6	3.11	27	21	0	0	0	0	121.2	92	46	42	13	3	60	137	.211
	Minor League Totals		28-17	3.35	88	83	1	0	0	0	435.2	375	179	162	33	22	151	424	.233
	Major League Totals		15-9	3.76	44	31	0	0	0	0	174.2	142	77	73	21	3	89	187	.222

YANDY DIAZ OF

BATS: R **THROWS:** R
HT: 6-2 **WGT:** 185
BIRTHDATE: 8/8/91 (26); Villa Clara, Cuba
RESIDES: Miami, FL
ACQUIRED: Signed as a non-drafted free agent on 9/20/13



2018 Clippers

Last Season

Had contract purchased by Cleveland out of spring training... made Major League debut on 4/3 at Texas (1x4, double)... played in 15 games, all at 3B, hitting .236/.295/.255 with 2RBI in 55AB before getting optioned to Columbus on 4/21... went 3x5 with a HR and 5RBI on 5/1 at Louisville... hit .395 (17x43) in 10 games and was recalled on 5/8... appeared in only three games (all in the OF) for Cleveland (0x9, RBI) and was optioned on 5/16... hit safely in 13 straight from 6/1-7/1 (.408, 20x49), around a **stint on the DL with a strained right quad (6/16-6/25)**... recalled to Cleveland for the rest of the year on 8/22... went 4x4 (two doubles) with 4R and 2RBI on 8/24 vs. Boston... played primarily at 3B and hit .304/.407/.402 with 10RBI in 92AB during final stint... named to the IL All-Star Team (3B) and paced the circuit in average (.350) and OBP (.454, Clipper franchise record)... played for Caracas in the Venezuelan Winter League.

Career Notes

Transactions: Signed by Cleveland as a non-drafted free agent on 9/20/13... **2014-** Carolina (4/3-9/1), **on the DL (4/5-6/4, broken wrist)**... **2015-** Akron (4/9-9/2), Columbus (9/3-9/7)... **2016-** Akron (4/7-5/11), Columbus (5/12-9/5)... **2017-** Cleveland (4/3-4/20, 5/8-5/15, 8/22-10/1), Columbus (4/21-5/7, 5/16-8/21), **on the DL (6/16-6/25, strained right quad)**.

Single Game Career Highs			
Stat	#	Times	Last Time
R	4	1	8/24/17*
H	5	1	6/8/14
2B	2	7	8/24/17*
RBI	5	1	5/1/17
Hit Streak	28	1	7/6-8/10/16
OB Streak	32	1	7/3-8/12/16

*in MLB

Recognition: Rookie of the Year (2016- International)... Postseason All-Star (2017- International, 3B; 2015- Eastern, 3B)... Midseason All-Star (2016- All-Star Futures; 2015- Eastern)... Batter of the Week (2016- International, 7/18-7/24)... *Baseball America* Ranks (Cleveland: 2017- 11th, Best Strike-Zone Discipline; 2016- 15th, Best Strike-Zone Discipline).

Highlights: **2016-** hit a grand slam on 4/16 vs. Bowie, had a 28 game hit streak from 7/6-8/10 (.398, 45x113), led the IL in OBP (.399) and ranked 2nd in average (.325)... **2015-** hit safely in 10 straight from 5/27-6/7 (.382, 13x34), led the EL in OBP (.412) and walks (78) while ranking 3rd in average (.315) and hits (150)... **2014-** went 5x5 with a double at Winston-Salem on 6/8, hit safely in 10 straight from 6/21-7/1 (.378, 14x37), had 4RBI vs. Myrtle Beach on 6/22, collectd 4BB on 8/19 vs. Frederick.

Postseason: Columbus (2015-16), Scottsdale (AFL, 2015), Caracas (VWL, 2016-17).

Personal: Father, Jorge, defected from Cuba, playing a season in affiliated baseball with Texas (2000).

CAREER STATISTICS																			
Year	Club	Class	AVG	G	AB	R	H	2B	3B	HR	RBI	BB	K	SB	CS	OBP	SLG	SF	SAC
14	Carolina	A+	.286	76	283	42	81	7	5	2	37	49	35	3	3	.396	.367	1	2
15	Akron	AA	.315	132	476	61	150	13	5	7	55	78	65	8	7	.412	.408	4	3
	Columbus	AAA	.158	4	19	1	3	2	0	0	1	0	5	0	0	.158	.263	0	0
16	Akron	AA	.286	26	84	13	24	0	1	2	14	24	16	6	2	.445	.381	1	0
	Columbus	AAA	.325	95	360	53	117	22	3	7	44	47	70	5	1	.399	.461	6	2
17	Columbus	AAA	.350	85	309	56	108	17	1	5	33	60	56	1	2	.454	.460	2	2
	Cleveland	ML	.263	49	156	25	41	8	1	0	13	21	35	2	0	.352	.327	1	0
	Minor League Totals		.315	418	1531	226	483	61	15	23	184	258	247	23	15	.414	.420	14	9
	Major League Totals		.263	49	156	25	41	8	1	0	13	21	35	2	0	.352	.327	1	0



MATT ESPARZA

RHP

BATS: R

THROWS: R

HT: 6-2

WGT: 195

BIRTHDATE: 8/22/94 (23); Folsam, CA

RESIDES: Redondo Beach, CA

ACQUIRED: Selected in the 14th round (424th overall) of the 2015 draft

Last Season

Started the year in Lynchburg... recorded just 4.0IP in each of first two starts, both losses (76, 79 pitches)... threw 73 pitches in third start, picking up the win with 7.0IP... ran off three straight starts with 0ER from 4/23-5/6 (16.0IP, 9H, 3R, 3BB, 17K), including a 9K game on 4/23 vs. Potomac (5.0IP)... transferred to Akron for the rest of the season on 5/30... notched 10K in Double-A debut, 5/31 at Altoona (W, 8.0IP, 3H, 1R, 1ER, 0BB)... went 5-0 with a 1.82ERA through first six starts (39.2IP, 22H, 9R, 8ER, 9BB, 36K)... did not win a game thereafter, going 0-5 with a 7.20ERA in 11 starts (55.0IP, 68H, 46R, 44ER, 27BB, 36K)... tallied only three quality starts over final 11, including each of last two (had six quality starts in first six Double-A starts).

Career Notes

Transactions: Selected by Cleveland in the 14th round (424th) of the 2015 draft... **2015-** Mahoning Valley (6/18-9/7)... **2016-** Lake County (4/7-7/26), Lynchburg (7/27-9/5)... **2017-** Lynchburg (4/6-5/29), Akron (5/30-9/4).

Recognition: Pitcher of the Week (2016- Midwest, 5/30-6/5 & 6/20-6/26).

Highlights: **2016-** won three straight starts from 4/15-4/26 (16.0IP, 2ER), had 10K (6.0IP) in win at Great Lakes on 6/4, had 12K (7.0IP) in win vs. Great Lakes on 6/25... **2015-** went 4-0 with a 0.79ERA over 12 games from 7/9-9/2 (34.0IP, 27H, 4R, 3ER, 8BB, 44K), did not allow a run over 19.0IP from 8/15-9/2.

Postseason: Lynchburg (2016).

Personal: Originally attended the University of Tennessee before transferring to Cypress College (Cypress, CA) and then UC Irvine.

CAREER STATISTICS

Year	Club	Class	W-L	ERA	G	GS	CG	SHO	SV	SVO	IP	H	R	ER	HR	HB	BB	K	AVG
15	Mahoning Valley	SS	4-1	2.30	16	3	0	0	0	0	43.0	40	13	11	1	4	13	54	.242
16	Lake County	A	8-6	3.14	20	19	0	0	0	0	100.1	81	41	35	6	6	22	109	.221
	Lynchburg	A+	2-4	3.92	7	7	0	0	0	0	39.0	39	19	17	3	0	4	32	.252
17	Lynchburg	A+	3-3	3.26	9	9	0	0	0	0	47.0	46	21	17	6	3	11	40	.251
	Akron	AA	5-5	4.94	17	17	0	0	0	0	94.2	90	55	52	16	3	36	72	.251
	Minor League Totals		22-19	3.67	69	55	0	0	0	0	324.0	296	149	132	32	16	96	307	.241
	Major League Totals		0-0	-	0	0	0	0	0	0	0.0	0	0	0	0	0	0	0	-



STEPHEN FIFE RHP

BATS: R **THROWS:** R
HT: 6-3 **WGT:** 230
BIRTHDATE: 10/4/86 (31); Fresno, CA
RESIDES: Glendale, AZ
ACQUIRED: Signed as a minor league free agent on 2/8/18

Last Season

Started the year with New Orleans... earned win on 4/22 vs. Omaha (5.0IP, 6H, 0R, 0ER, 2BB, 6K), first win since 6/27/14 with Albuquerque... recorded at least 6.0IP on 5/8 at Tacoma for the first time since 7/8/14, kicking off stretch with at least 6.0IP in six of seven starts from 5/8-6/8 (3-2, 3.00ERA, 42.0IP, 36H, 18R, 14ER, 11BB, 31K)... released by Miami on 6/16 to sign with Seibu in the Korean League.

Career Notes

Transactions: Selected by Boston in the 3rd round (85th) of the 2008 draft... **2008-** Lowell (6/19-9/5)... **2009-** Greeneville (5/30-7/10), Salem (7/11-9/7)... **2010-** Portland (4/8-9/6), on the DL (5/28-6/5)... **2011-** Portland (4/7-7/30), on the DL (5/31-6/6)... traded by Boston with RHP Juan Rodriguez and C Tim Federowicz to Los Angeles (NL) for LHP Erik Bedard and RHP Josh Field from Seattle (Boston also sent OF Chih-Hsien Chang to Seattle and Seattle received OF Travon Robinson from Los Angeles) on 7/31/11... Chattanooga (7/31-9/4)... **2012-** Albuquerque (4/5-7/16, 7/18-7/26, 8/4-9/3), Los Angeles (7/17, 7/27-8/3, 9/11-10/3)... **2013-** Albuquerque (4/4-4/20, 5/30-6/2, 8/5-8/31), Los Angeles (4/21-5/29, 6/3-8/4, 9/1-10/2), on the DL (4/22-5/29, sore right shoulder; 7/7-8/3, sore right shoulder), rehab with Rancho Cucamonga (5/28-5/29), Albuquerque (7/22-8/3)... **2014-** Albuquerque (4/4-5/3, 5/5-9/1), on the DL (5/23-6/26, tight right forearm; 7/19-, tight right forearm), rehab with AZL Dodgers (6/21-6/26), Los Angeles (5/4, 9/16-9/28), on the DL (9/16-9/28, right elbow surgery)... **2015-** signed by Chicago (NL) as a minor league free agent on 12/12/15... **2016-** Iowa (4/7-9/5), on the DL (4/14-5/24; 5/24-8/16), rehab with AZL Cubs (8/3-8/16)... signed by Miami as a minor league free agent on 12/9/16... **2017-** New Orleans (4/6-6/15)... **2018-** signed by Cleveland as a minor league free agent on 2/8/18.

Recognition: Midseason All-Star (2011- Eastern; 2010- Eastern)... Pitcher of the Week (2011- Eastern, 6/7-6/13; 2010- Eastern, 8/31-9/6)... *Baseball America* (Boston: 2010- 17th; 2009- 28th).

CAREER STATISTICS

Year	Club	Class	W-L	ERA	G	GS	CG	SHO	SV	SVO	IP	H	R	ER	HR	HB	BB	K	AVG	
08	Lowell	SS	1-1	2.33	14	0	0	0	2	4	38.2	28	14	10	1	4	11	41	.196	
09	Greeneville	A	0-3	2.70	8	8	0	0	0	0	36.2	32	13	11	1	0	4	35	.230	
	Salem	A+	3-2	4.44	10	10	0	0	0	0	50.2	58	28	25	7	2	10	51	.283	
10	Portland	AA	8-6	4.75	26	26	0	0	0	0	136.1	144	84	72	11	5	46	82	.272	
11	Portland	AA	11-4	3.66	19	18	0	0	0	0	103.1	107	47	42	7	6	37	70	.270	
	Chattanooga	AA	3-0	4.01	6	6	0	0	0	0	33.2	36	18	15	2	1	15	25	.271	
12	Albuquerque	AAA	11-7	4.66	25	24	0	0	0	0	135.1	157	85	70	13	10	44	93	.290	
	Los Angeles (NL)	ML	0-2	2.70	5	5	0	0	0	0	26.2	25	8	8	2	2	12	20	.255	
13	Rancho Cuca.	A+	0-1	6.75	1	1	0	0	0	0	4.0	6	4	3	1	0	1	3	.333	
	Albuquerque	AAA	2-4	6.03	10	8	0	0	0	0	37.1	46	31	25	3	4	21	33	.307	
	Los Angeles (NL)	ML	4-4	3.86	12	10	0	0	0	0	58.1	69	29	25	7	5	20	45	.304	
14	Los Angeles (NL)	ML	0-0	6.00	1	1	0	0	0	0	6.0	7	4	4	3	1	1	5	.280	
	AZL Dodgers	R	0-0	1.50	1	1	0	0	0	0	6.0	3	1	1	1	0	0	5	.136	
	Albuquerque	AAA	2-2	7.01	11	9	0	0	0	0	43.2	65	35	34	2	2	15	27	.351	
15	INJURED - DID NOT PITCH																			
16	AZL Cubs	R	0-0	4.50	3	3	0	0	0	0	8.0	9	5	4	0	1	3	5	.281	
	Iowa	AAA	0-2	4.61	7	7	0	0	0	0	27.1	28	14	14	1	1	10	25	.267	
17	New Orleans	AAA	4-3	3.97	12	12	0	0	0	0	65.2	76	33	29	4	1	18	52	.293	
	Seibu	KBO	1-1	6.86	5	5	0	0	0	0	21.0	32	17	16	2	2	13	11	-	
	Minor League Totals		45-35	4.40	153	133	0	0	2	4	726.2	795	412	355	54	37	235	547	.278	
	Major League Totals		4-6	3.66	18	16	0	0	0	0	91.0	101	41	37	12	8	33	70	.289	

ERIK GONZALEZ INF

BATS: R **THROWS:** R
HT: 6-3 **WGT:** 195
BIRTHDATE: 8/31/91 (25); Puerto Plata, DR
RESIDES: Puerto Plata, DR
ACQUIRED: Signed as a non-drafted free agent on 8/26/08



2018 Clippers

Last Season

Started the year in Columbus... was hitting .269/.293/.455 with 5HR and 11RBI in 134AB before recall to Cleveland on 5/14, playing primarily at 2B (Jason Kipnis injury)... had 3-hit games on 6/1 at Oakland and 6/17 at Minnesota... optioned to Columbus on 8/6, appeared in one game, was recalled for a day on 8/9 and optioned again on 8/10... recalled for the rest of the year on 8/24... went 2x4 with 2HR and 4RBI on 9/7 at Chicago (AL)... recorded only 9AB over final nine games of the regular season... appeared in two games of the ALDS, going 0x2.

Career Notes

Transactions: Signed by Cleveland as a non-drafted free agent on 8/26/08... **2009-** DSL Indians (5/30-8/21)... **2010-** DSL Indians (5/30-8/21)... **2011-** AZL Indians (6/20-8/29)... **2012-** Mahoning Valley (6/18-9/5)... **2013-** Lake County (4/4-7/23), Carolina (7/24-9/2)... **2014-** Carolina (4/3-6/26, 7/5-7/21), **on the DL (5/15-5/26, strained left middle finger)**, Akron (6/27-7/4, 7/22-9/1)... **2015-** Akron (4/9-6/28), Columbus (6/29-9/7)... **2016-** Columbus (4/7-7/13, 8/5-8/31), Cleveland (7/14-8/4, 9/1-10/2)... **2017-** Columbus (4/6-5/13, 8/6-8/8, 8/10-8/22), Cleveland (5/14-8/5, 8/9, 8/23-10/1).

Single Game Career Highs

Stat	#	Times	Last Time
R	4	1	8/7/16
H	5	1	5/30/16
2B	3	1	8/7/16
HR	2	1	9/7/17*
RBI	4	9	9/7/17*
SB	2	6	8/30/16
Hit Streak	16	1	4/8-4/24/14
OB Streak	16	2	4/8-4/24/14

* - in MLB

Recognition: Midseason All-Star (2016- International; 2014- Carolina, 2010- Dominican)... Batter of the Week (2013- Midwest, 7/1-7/7)... *Baseball America* Ranks (Cleveland: 2018- 11th, Best Defensive Infielder; 2017- 9th, Best Defensive Infielder, Best Infield Arm; 2016- 12th, Best Defensive Infielder, Best Infield Arm; 2015- 8th, Best Infield Arm; 2014- 19th, Best Infield Arm).

Highlights: 2016- 5x6 (double, 3RBI) on 5/30 at Buffalo, 2HR and 4RBI on 6/12 vs. Scranton/WB, Major League debut on 7/16 at Minnesota (0x1, K), 2HR on 8/9 at Toledo... 2015- walk-off single on 4/14 vs. Trenton, 13 game hit streak from 8/24-9/6... 2014- 16 game hit streak from 4/8-4/24, 13 game hit streaks from 7/6-7/19 and 7/22-8/6... 2013- 11 game hit streak from 7/1-7/14, transitioned to SS from 3B in the second half of the season... 2010- 4th in the DSL with a .346 average.

CAREER STATISTICS

Year Club	Class	AVG	G	AB	R	H	2B	3B	HR	RBI	BB	K	SB	CS	OBP	SLG	SF	SAC
09 DSL Indians	R	.248	61	234	33	58	9	3	0	27	15	36	14	2	.307	.312	0	2
10 DSL Indians	R	.346	64	240	38	83	18	1	1	27	14	19	9	4	.384	.442	2	0
11 AZL Indians	R	.258	41	159	28	41	2	3	2	14	12	31	5	1	.316	.346	1	2
12 Mahoning Valley	SS	.220	60	214	30	47	9	1	2	18	11	50	9	1	.264	.299	0	3
13 Lake County	A	.259	93	355	59	92	23	7	9	49	24	71	10	4	.307	.439	1	2
Carolina	A+	.242	39	153	16	37	9	5	0	27	5	38	1	2	.259	.366	4	1
14 Carolina	A+	.289	74	308	44	89	14	7	3	46	23	65	15	6	.336	.409	2	3
Akron	AA	.357	31	129	21	46	6	3	1	16	7	23	6	1	.390	.473	0	0
15 Akron	AA	.280	72	311	38	87	18	4	6	46	11	56	10	5	.304	.421	3	1
Columbus	AAA	.223	65	238	32	53	6	3	3	23	15	47	8	2	.277	.311	0	5
16 Columbus	AAA	.296	104	429	62	127	31	1	11	53	19	88	12	10	.329	.450	2	7
Cleveland	ML	.313	21	16	2	5	0	0	0	0	1	8	0	1	.353	.313	0	0
17 Columbus	AAA	.256	40	160	21	41	4	3	6	13	7	53	5	1	.286	.431	1	2
Cleveland	ML	.255	60	110	18	28	6	0	4	11	3	37	1	2	.272	.418	1	1
Minor League Totals		.273	744	2930	422	801	149	41	44	359	163	577	104	39	.314	.397	16	28
Major League Totals		.262	81	126	20	33	6	0	4	11	4	45	1	3	.282	.405	1	1





NICK GOODY RHP

BATS: R **THROWS:** R
HT: 5-11 **WGT:** 200
BIRTHDATE: 7/6/91 (26); Orlando, FL
RESIDES: Orlando, FL
ACQUIRED: Traded by New York (AL) for cash on 12/20/16

Last Season

Started the season with Columbus... struck out 10 of 17 batters faced and was recalled to Cleveland for the remainder of the year on 4/14... posted a 0.00ERA through first 17 games with Cleveland (20.1IP, 9H, 1R, 5BB, 22K) while stranding 10 of 15 inherited runners... gave up runs in back to back appearances on 6/3 at Kansas City (solo HR) and 6/6 at Colorado (2-run HR)... had a 0.93ERA (9.2IP, 1ER) over next 10 games with lone ER coming on solo HR at Minnesota on 6/17... from 7/5-8/10, was 0-2 with an 8.38ERA (9.2IP, 9ER) in 11 games with 4ER via 2HR... rebounded with 2.70ERA (13.1IP, 4ER) over last 16 games of the season, but 3ER were due to 2HR (11ER of 17ER on season attributable to HR)... did not make the postseason roster.

Career Notes

Transactions: Selected by New York (AL) in the 22nd round of the 2011 draft, did not sign... selected by New York (AL) in the 6th round (217th) of the 2012 draft... **2012-** Staten Island (6/18-6/28), Charleston (6/29-8/22), Tampa (8/23-9/2)... **2013-** Tampa (4/4-9/1), on the DL (4/10-9/1, right elbow surgery)... **2014-** Trenton (4/3-5/5, 6/20-9/1), on the DL (4/3-5/5, recovering from right elbow surgery), Tampa (5/6-6/19)... **2015-** Trenton (4/10-7/6), Scranton/WB (7/7-7/24, 7/28-7/29, 8/1-8/11, 8/13-8/25, 8/27-9/5), New York (7/25-7/27, 7/30-7/31, 8/12, 8/26, 9/6-10/4)... **2016-** Scranton/WB (4/7-4/21, 6/26-7/8, 7/21-7/31, 8/11-9/1), New York (4/22-6/25, 7/9-7/20, 8/1-8/10, 9/1-10/2)... traded by New York (AL) to Cleveland for cash on 12/20/16... **2017-** Columbus (4/6-4/13), Cleveland (4/14-10/1).

Recognition: Midseason All-Star (2015- Eastern).

Highlights: **2016-** retired 28 straight batters (9K) with Scranton/WB from 7/1-8/17 (38 of 39 until 8/27)... **2015-** had 11 straight scoreless appearances from 4/18-5/17 (15.2IP, 11H, 9BB, 19K), made Major League debut on 7/30 at Texas (0.1IP, 1BB, 1K)... **2014-** made eight consecutive scoreless appearances from 5/20-6/17 (10.0IP, 2H, 3BB, 19K)... **2012-** earned first career save on 6/26 vs. Aberdeen (2.0IP, 1BB, 4K).

Postseason: None.

Personal: Attended LSU for one year following two years at the State College of Florida in Bradenton.

CAREER STATISTICS

Year	Club	Class	W-L	ERA	G	GS	CG	SHO	SV	SVO	IP	H	R	ER	HR	HB	BB	K	AVG
12	Staten Island	SS	0-0	0.00	3	0	0	0	1	1	3.1	1	0	0	0	0	1	5	.091
	Charleston	A	1-2	1.09	17	0	0	0	6	7	24.2	15	3	3	0	1	7	40	.174
	Tampa	A+	0-0	2.25	3	0	0	0	0	0	4.0	4	1	1	0	0	1	7	.250
13	Tampa	A+	1-0	3.00	2	0	0	0	0	1	3.0	2	1	1	1	0	2	3	.182
14	Tampa	A+	2-0	2.35	12	4	0	0	0	0	15.1	10	4	4	1	1	5	27	.182
	Trenton	AA	0-3	6.75	15	0	0	0	0	1	16.0	20	12	12	3	0	10	19	.313
15	Trenton	AA	1-1	1.73	29	0	0	0	4	5	41.2	29	8	8	2	2	14	59	.190
	Scranton/WB	AAA	1-1	1.31	14	0	0	0	4	5	20.2	14	4	3	0	0	7	25	.192
	New York (AL)	ML	0-0	4.76	7	0	0	0	0	0	5.2	6	3	3	0	1	3	3	.273
16	Scranton/WB	AAA	0-1	1.93	18	0	0	0	5	5	23.1	12	5	5	4	0	4	35	.146
	New York (AL)	ML	0-0	4.66	27	0	0	0	0	0	29.0	30	15	15	7	1	12	34	.265
17	Columbus	AAA	1-0	0.00	3	0	0	0	0	0	4.1	2	0	0	0	1	1	10	.133
	Cleveland	ML	1-2	2.80	56	0	0	0	0	0	54.2	39	20	17	7	3	20	72	.198
	Minor League Totals		7-8	2.13	116	4	0	0	20	25	156.1	109	38	37	11	4	52	230	.193
	Major League Totals		1-2	3.53	90	0	0	0	0	0	89.1	75	38	35	14	5	35	109	.226

ERIC HAASE

C

BATS: R **THROWS:** R
HT: 5-10 **WGT:** 180
BIRTHDATE: 12/18/92 (25); Detroit, MI
RESIDES: Westland, MI
ACQUIRED: Selected in the 7th round (218th overall) of the 2011 draft



2018 Clippers

Last Season

Played most of the season with Akron... hit a grand slam on 4/23 vs. Altoona... average stood at .209 on 6/2, then hit .340/.426/.764 with 11HR and 19RBI over next 29 games leading into the All-Star Break... hot streak ended with a career best 11 game hit streak from 6/27-7/13 (.400, 18x45)... included in the hitting streak was a pair of 2HR games (7/4 at Harrisburg and 7/7 vs. Altoona) and an Eastern League Batter of the Week Award (7/3-7/9)... went 2x4 with 2HR and 4RBI on 8/9 vs. New Hampshire... transferred to Columbus on 8/31... hit a 2-run HR on 9/1 vs. Louisville, Triple-A debut... named to the EL All-Star Team (DH) after ranking 2nd in slugging (.574) and 3rd in HR (26).

Career Notes

Transactions: Selected by Cleveland in the 7th round (218th) of the 2011 draft... **2011-** AZL Indians (8/15-8/29)... **2012-** AZL Indians (6/20-8/27), Mahoning Valley (8/28-9/5)... **2013-** Lake County (4/4-9/2)... **2014-** Lake County (4/4-8/13), Carolina (8/14-9/1)... **2015-** Lynchburg (4/9-9/7)... **2016-** Akron (4/7-9/5), on the DL (4/7-4/28, recovering from left ankle surgery; 7/1-7/13, undisclosed injury)... **2017-** Akron (4/6-8/30), Columbus (8/31-9/4).

Single Game Career Highs			
Stat	#	Times	Last Time
R	3	9	8/4/17
H	4	2	8/20/16
2B	2	14	6/21/17
3B	3	1	8/18/15
HR	2	5	8/9/17
RBI	4	6	8/9/17
Hit Streak	11	1	6/27-7/13/17
OB Streak	16	1	7/10-8/5/15

Recognition: Playoffs Most Valuable Player (2016- Eastern)... Postseason All-Star (2017- Eastern, DH)... Midseason All-Star (2014- Midwest)... Batter of the Week (2017- Eastern, 7/3-7/9).

Highlights: **2016-** went 4x5 with 2HR and 3RBI on 8/20 at Bowie, named EL Playoff MVP (.280/.400/.520, 1HR, 7RBI, 25AB)... **2015-** had 4RBI on 5/21 at Salem, went 3x4 (all triples) and 3RBI on 8/18 vs. Frederick... **2014-** hit safely in first five games of the season to extend previous year's hitting streak to a career best 10 games (.459, 17x37)... **2013-** hit 4HR over three games from 6/15-6/20 (2HR game on 6/20 at Dayton), went 4x5 with a HR and 3RBI on 8/19 at Lansing... **2012-** had 4RBI games on 6/24 vs. AZL Athletics and 7/12 vs. AZL Diamondbacks.

Postseason: Akron (2016), Lynchburg (2015), Escogido (DWL, 2017), Mesa (AFL, 2016).

Personal: Graduated from Divine Child High School (Dearborn, MI).

CAREER STATISTICS

Year	Club	Class	AVG	G	AB	R	H	2B	3B	HR	RBI	BB	K	SB	CS	OBP	SLG	SF	SAC
11	AZL Indians	R	.300	4	10	2	3	0	0	0	2	1	1	0	0	.364	.300	0	0
12	AZL Indians	R	.282	28	103	16	29	11	2	3	22	5	29	1	0	.312	.515	1	0
	Mahoning Valley	SS	.091	3	11	1	1	0	0	0	0	1	4	0	0	.167	.091	0	0
13	Lake County	A	.250	104	376	49	94	23	3	14	47	40	117	2	2	.322	.439	2	1
14	Lake County	A	.270	77	296	48	80	16	4	16	42	28	84	1	2	.338	.514	1	0
	Carolina	A+	.185	16	65	4	12	4	0	1	6	5	19	0	1	.243	.292	0	0
15	Lynchburg	A+	.247	90	320	46	79	26	7	9	55	36	114	3	2	.341	.456	2	1
16	Akron	AA	.208	63	226	28	47	14	1	12	33	17	75	0	2	.265	.438	1	1
17	Akron	AA	.258	95	333	59	86	17	5	26	59	44	116	4	2	.349	.574	1	0
	Columbus	AAA	.333	2	6	1	2	0	0	1	2	1	2	0	0	.500	.833	0	0
	Minor League Totals		.248	482	1746	254	433	111	22	82	268	178	561	11	11	.323	.478	8	3
	Major League Totals		-	0	0	0	0	0	0	0	0	0	0	0	0	-	-	0	0



TODD HANKINS INF

BATS: R **THROWS:** R
HT: 5-9 **WGT:** 175
BIRTHDATE: 11/18/90 (27); Orlando, FL
RESIDES: Oviedo, FL
ACQUIRED: Selected in the 15th round (458th overall) of the 2011 draft



Last Season

Started the year in Akron... led off the game with a HR on 5/2 at Binghamton... transferred to Columbus on 5/23... made pro debut on the mound vs. Durham on 6/14 (1.1IP, 2H, 1R, 1ER, 0BB, 0K)... hit a 3-run HR vs. Durham on 6/15... sent back to Akron for the rest of the season on 6/28... hit .282 (35x124) over final 41 games of the season, including a 4-hit game on 8/18 at Richmond.

Career Notes

Transactions: Selected by Cleveland in the 15th round (458th) of the 2011 draft... **2011-** Mahoning Valley (6/17-9/4)... **2012-** Lake County (4/5-7/30), Carolina (7/31-9/3)... **2013-** Carolina (4/5-4/22, 8/8-9/2), on the DL (4/23-6/27, undisclosed injury), rehab with AZL Indians (6/20-6/27), Lake County (6/28-8/7)... **2014-** Carolina (4/3-5/5, 5/12-5/19, 5/21-9/1), on the DL (6/25-7/7, strained right oblique; 8/12-9/1, undisclosed injury), Columbus (5/6-5/11, 5/20)... **2015-** Akron (4/9-9/7), on the DL (8/20-9/7, fractured right index finger)... **2016-** Akron (4/7-5/5, 5/8-8/31), Columbus (5/6-5/7, 9/1-9/5)... **2017-** Akron (4/6-5/22, 6/28-9/4), Columbus (5/23-6/27).

Single Game Career Highs			
Stat	#	Times	Last Time
R	3	9	8/12/16
H	4	5	8/18/17
2B	2	5	6/8/16
HR	2	3	8/12/16
RBI	6	1	8/12/16
SB*	3	1	5/10/15
Hit Streak	13	1	4/27-5/10/15
OB Streak	19	1	6/8-7/17/14

*-24 multi-SB games

Recognition: Midseason All-Star (2015- Eastern).

Highlights: **2016-** had 2HR and 4RBI on 4/10 at Bowie, was 4x5 with 2HR and 6RBI on 8/12 vs. Portland.. **2015-** had a 13 game hit streak from 4/27-5/10 (.302, 19x63), went 4x5 with 2HR and 2RBI on 5/14 at Altoona... **2014-** skipped Double-A to make Triple-A debut with Columbus on 5/8 (had 2-hit game with RBI on 5/9), homered and had 4RBI on 6/21 vs. Frederick... **2012-** had 4-hit game with 1RBI on 7/9 at Bowling Green... **2011-** reached base in each of first 19 games (.350OBP) to start pro career.

Postseason: Columbus (2016), Lake County (2012), Scottsdale (AFL, 2015).

Personal: Attended Seminole Community College (Sanford, FL) along with Mike Clevinger (taken 11 rounds after Clevinger in the 2011 draft).

CAREER STATISTICS

Year	Club	Class	AVG	G	AB	R	H	2B	3B	HR	RBI	BB	K	SB	CS	OBP	SLG	SF	SAC
11	Mahoning Valley	SS	.246	65	240	42	59	10	2	4	43	23	50	14	4	.318	.354	6	1
12	Lake County	A	.243	78	268	40	65	11	5	2	26	34	79	30	3	.332	.343	2	1
	Carolina	A+	.218	24	78	9	17	4	1	3	11	9	28	3	1	.315	.410	0	0
13	AZL Indians	R	.333	4	15	5	5	3	0	0	1	3	5	4	0	.474	.533	0	0
	Lake County	A	.220	37	141	22	31	5	0	4	18	15	36	13	6	.304	.340	0	1
	Carolina	A+	.204	37	108	18	22	6	0	0	6	16	32	14	1	.323	.259	0	2
14	Columbus	AAA	.286	2	7	0	2	1	0	0	1	0	2	0	0	.286	.429	0	1
	Carolina	A+	.258	88	349	50	90	21	5	5	42	31	96	25	5	.327	.390	2	4
15	Akron	AA	.261	109	445	56	116	20	5	6	36	31	105	21	12	.313	.369	2	4
16	Akron	AA	.221	121	456	56	101	16	7	9	55	34	126	18	6	.282	.346	2	7
	Columbus	AAA	.321	7	28	7	9	1	1	0	2	1	11	3	0	.345	.429	0	0
17	Columbus	AAA	.207	29	82	13	17	4	0	1	5	6	25	2	2	.270	.293	0	2
	Akron	AA	.228	73	232	28	53	7	1	2	19	21	70	15	5	.289	.293	3	4
	Minor League Totals		.240	674	2449	346	587	109	27	36	265	224	665	162	45	.310	.350	17	27
	Major League Totals		-	0	0	0	0	0	0	0	0	0	0	0	0	-	-	0	0



LOUIS HEAD

RHP

BATS: R

THROWS: R

HT: 6-1

WGT: 180

BIRTHDATE: 4/23/90 (27); Houston, TX

RESIDES: Katy, TX

ACQUIRED: Selected in the 18th round (563rd overall) of the 2012 draft

Last Season

Pitched the whole season for Columbus... got off to rough start, posting a 6.60ERA through first 12 games (15.0IP, 19H, 11R, 1ER, 6BB, 19K)... rebounded with a 1.09ERA over next 20 games (24.2IP, 15H, 3R, 3ER, 11BB, 24K)... earned six saves over nine appearances from 7/7-8/1... recorded at least 2.0IP in only one of final 28 games (had at least 2.0IP in seven of first 22 games)... had a 1.85ERA (34.0IP, 7ER) from the 8th inning on, compared to a 4.94ERA (27.1IP, 15ER) in innings 1-7... stranded all 12 inherited runners from 6/2-8/19 (allowed three of 21 to score over final 47 games)... from 5/7 through the end of the year, did not allow a homer (201 batters faced)... following the season, pitched for Cibao in the Dominican Winter League (9.0IP, 7H, 6R, 6ER, 2BB, 9K).

Career Notes

Transactions: Selected by Cleveland in the 18th round (563rd) of the 2012 draft... **2012-** Mahoning Valley (6/16-6/27, 6/29-7/13), Lake County (6/28, 7/14-9/3)... **2013-** Lake County (4/4-5/31, 6/2-6/28), Columbus (6/1), Carolina (6/29-9/2)... **2014-** Carolina (4/3-5/31), Akron (6/1-9/1)... **2015-** Akron (4/9-9/7)... **2016-** Akron (4/7-9/5)... **2017-** Columbus (4/6-9/4).

Recognition: Midseason All-Star (2016- Eastern; 2013- Midwest).

Highlights: **2016-** gave up 3ER from 4/27-6/21 (29.1IP), did not allow a run over final 12 games (15.2), made four scoreless appearances in the Eastern League Playoffs (5.0IP), earned save in EL Championship clinching game on 9/16 at Trenton... **2015-** made nine straight scoreless appearances from 4/16-5/10 (12.1IP, 4H, 6BB, 14K)... **2014-** allowed 1ER in first 12 games (15.2IP), notched save in Double-A debut on 6/4 at New Britain (1.0IP, 1H, 1K)... **2013-** made Triple-A debut on 6/1 vs. Indianapolis (40th career appearance; 1.2IP, 2H, 2BB, 2K), had 0ER in 34 of 47 total appearances on the season (72%)... **2012-** picked up first career win on 6/28 vs. West Michigan (4.0IP, 2H, 1K).

Postseason: Akron (2014, 16), Lake County (2012), Cibao (DWL, 2017), Peoria (AFL, 2014).

Personal: Attended Texas State University from 2008-12... graduated from Seven Lakes HS (Katy, TX).

CAREER STATISTICS

Year	Club	Class	W-L	ERA	G	GS	CG	SHO	SV	SVO	IP	H	R	ER	HR	HB	BB	K	AVG
12	Mahoning Valley	SS	0-2	2.03	7	0	0	0	3	4	13.1	10	4	3	0	0	1	15	.204
	Lake County	A	2-0	3.78	15	0	0	0	1	33.1	38	21	14	6	1	7	28	.275	
13	Columbus	AAA	0-0	0.00	1	0	0	0	0	1.2	2	0	0	0	0	2	2	.333	
	Lake County	A	0-2	1.82	25	0	0	0	5	6	29.2	27	14	6	0	10	23	.245	
	Carolina	A+	4-2	3.11	21	0	0	0	3	4	37.2	33	13	13	4	1	3	41	.244
14	Carolina	A+	0-3	2.21	17	0	0	0	9	10	20.1	10	5	5	0	2	7	34	.141
	Akron	AA	1-1	2.97	29	0	0	0	3	3	36.1	35	14	12	3	1	16	39	.255
15	Akron	AA	3-3	4.03	47	0	0	0	1	60.1	54	27	27	2	1	33	59	.244	
16	Akron	AA	2-1	2.66	45	0	0	0	6	7	67.2	56	23	20	3	1	18	61	.228
17	Columbus	AAA	3-2	3.23	50	0	0	0	7	10	61.1	50	22	22	2	2	28	65	.222
	Minor League Totals		15-16	3.04	257	0	0	0	36	46	361.2	315	143	122	20	9	125	367	.235
	Major League Totals		0-0	-	0	0	0	0	0	0	0.0	0	0	0	0	0	0	0	-



CAMERON HILL RHP

BATS: R

THROWS: R

HT: 6-1

WGT: 185

BIRTHDATE: 5/24/94 (23); Oklahoma City, OK

RESIDES: El Reno, OK

ACQUIRED: Selected in the 17th round (518th overall) of the 2014 draft

Last Season

Pitched the majority of the season with Akron... turned in four consecutive scoreless games from 4/22-5/9 (12.1IP, 6H, 1BB, 8K)... earned first save on 6/2 vs. Reading (2.0IP, 1BB, 4K)... took over role of closer on 6/15 and had at least 2.0IP just twice over final 25 games (had at least 2.0IP in of first 16 games)... allowed 3ER in blown save vs. Altoona on 7/8 (1.2IP), snapping streak of 113 consecutive appearances with 2ER or fewer (allowed at least 3ER just once in 122 career games to that point)... surrendered 3ER in very next game, 7/16 at Erie (1.0IP), followed by second blown save on 7/19 at Binghamton... not counting that three game stretch (3.0IP, 8ER), had a 2.12ERA in other 38 games with Akron... threw a scoreless inning in the Eastern League All-Star Game at New Hampshire on 7/12 (2K)... sent to Columbus for the remainder of the season on 8/31.

Career Notes

Transactions: Selected by Cleveland in the 17th round (518th) of the 2014 draft... **2014-** Mahoning Valley (6/17-9/1)... **2015-** Lake County (4/9-9/7)... **2016-** Lynchburg (4/7-7/3, 7/5-8/1), Columbus (7/4), Akron (8/2-9/5)... **2017-** Akron (4/6-8/30), Columbus (8/31-9/4).

Recognition: Midseason All-Star (2017- Eastern).

Highlights: **2016-** made scoreless Triple-A debut on 7/4 vs. Toledo (2.2IP, 2H, 1BB, 2K), made scoreless Double-A debut on 8/4 at New Hampshire (3.0IP, 1BB, 1K), had a pair of scoreless appearances in the Eastern League Playoffs (3.1IP, 2H, 1BB, 5K)... **2015-** had a 0.84ERA through first 15 games (21.1IP, 8H, 3R, 2ER, 5BB, 23K), earned first career save on 5/20 vs. Fort Wayne (1.0IP), did not allow a run from 6/10-7/5 (10.0IP, 7H, 4BB, 12K), allowed 2ER or fewer in all 42 appearances (two games with 2ER, 34 with 0ER)... **2014-** did not allow a run over 17.0IP from 6/23-7/10 (6H, 4BB, 8K), posted a 1.13ERA (24.0IP, 15H, 3R, 3ER, 4BB, 17K) over final five games of the season (16.0IP with 0ER from 8/6-8/26).

Postseason: Akron (2016).

Personal: Attended Redlands Community College in El Reno, OK... only fourth player drafted from Redlands CC and first since 1990 (has not produced any Major Leaguers).

CAREER STATISTICS

Year	Club	Class	W-L	ERA	G	GS	CG	SHO	SV	SVO	IP	H	R	ER	HR	HB	BB	K	AVG
14	Mahoning Valley	SS	1-2	1.76	14	12	0	0	0	0	56.1	39	11	11	1	3	20	33	.202
15	Lake County	A	5-4	1.53	42	0	0	0	10	12	59.0	36	14	10	1	3	20	70	.173
16	Columbus	AAA	0-0	0.00	1	0	0	0	0	0	2.2	2	0	0	0	0	1	2	.222
	Lynchburg	A+	6-1	2.41	31	0	0	0	3	5	56.0	51	17	15	3	0	14	57	.245
	Akron	AA	0-0	2.51	10	0	0	0	3	3	14.1	11	4	4	2	0	1	10	.204
17	Akron	AA	4-4	3.18	41	0	0	0	13	15	62.1	55	26	22	7	1	16	50	.235
	Columbus	AAA	0-0	0.00	2	0	0	0	0	0	2.0	2	0	0	0	0	1	0	.250
Minor League Totals			16-11	2.21	141	12	0	0	29	35	252.2	196	72	62	14	7	73	222	.214
Major League Totals			0-0	-	0	0	0	0	0	0	0.0	0	0	0	0	0	0	0	-



ROB KAMINSKY LHP

BATS: R**THROWS:** L**HT:** 6-0**WGT:** 191**BIRTHDATE:** 9/2/94 (23); Englewood Cliffs, NJ**RESIDES:** Englewood Cliffs, NJ**ACQUIRED:** Traded by St. Louis for INF Brandon Moss on 7/30/15

Last Season

Started the year with Akron... did not make first start until team's seventh game, taking the loss vs. Trenton on 4/12 (5.0IP, 6H, 5R, 5ER, 2BB, 1K)... **did not pitch for the rest of the season due to tightness in left forearm (placed on the DL on 4/19).**

Career Notes

Transactions: Selected by St. Louis in the 1st round (28th) of the 2013 draft... **2013-** GCL Cardinals (7/2-8/29)... **2014-** Peoria (5/4-9/1)... **2015-** Palm Beach (4/9-7/29)... traded by St. Louis to Cleveland for INF Brandon Moss on 7/30/15... Lynchburg (7/31-9/7), **on the DL (8/13-9/7, sore lower back)**... **2016-** Akron (4/7-9/5), **on the DL (5/9-5/29, sore lower back)**... **2017-** Akron (4/6-9/4), **on the DL (4/19-9/4, tight left forearm).**

Recognition: *Baseball America* (Cleveland: 2017- 26th; 2016- 9th; St. Louis: 2015- 5th, Best Curveball; 2014- 9th, Best Curveball).

Highlights: **2016-** had seven straight starts of 2ER or fewer from 6/19-7/21 (42.2IP, 34H, 10R, 10ER, 10BB, 31K), went 6-0 with a 1.89ERA (43.1IP, 31H, 9R, 9ER, 14BB, 30K) from 7/31-9/3... **2015-** was 3-0 with a 1.44ERA (25.0IP, 23H, 6R, 4ER, 10BB, 24K) through first five starts, went 3-2 with a 1.22ERA (51.2IP, 40H, 11R, 7ER, 11BB, 40K) over nine starts prior to trade... **2014-** went 4-0 with a 0.89ERA (30.1IP, 18H, 4R, 3ER, 3BB, 28K) in June, allowed 2ER or fewer in 16 of 18 starts (3ER in other two starts)... **2013-** posted a 0.00ERA over first five games of pro career (11.0IP).

Postseason: Akron (2016).

Personal: Originally committed to play baseball at UNC before getting drafted in the 1st round.

CAREER STATISTICS

Year	Club	Class	W-L	ERA	G	GS	CG	SHO	SV	SVO	IP	H	R	ER	HR	HB	BB	K	AVG
13	GCL Cardinals	R	0-3	3.68	8	5	0	0	0	1	22.0	23	14	9	1	1	9	28	.261
14	Peoria	A	8-2	1.88	18	18	0	0	0	0	100.2	71	27	21	2	6	31	79	.194
15	Palm Beach	A+	6-5	2.09	17	17	0	0	0	0	94.2	82	29	22	0	4	28	79	.228
	Lynchburg	A+	0-1	3.72	2	2	0	0	0	0	9.2	13	6	4	0	0	5	4	.342
16	Akron	AA	11-7	3.28	25	25	0	0	0	0	137.0	122	54	50	7	8	48	92	.241
17	Akron	AA	0-1	9.00	1	1	0	0	0	0	5.0	6	5	5	0	0	2	1	.316
	Minor League Totals		25-19	2.71	71	68	0	0	0	1	369.0	317	135	111	10	19	123	283	.230
	Major League Totals		0-0	-	0	0	0	0	0	0	0.0	0	0	0	0	0	0	0	-

TYLER KRIEGER INF

BATS: S **THROWS:** R
HT: 6-2 **WGT:** 170
BIRTHDATE: 1/16/94 (24); Laguna Hills, CA
RESIDES: Johns Creek, GA
ACQUIRED: Selected in the 4th round (124th overall) of the 2015 draft



2018 Clippers

Last Season

Played the whole season with Akron... hit .400 (16x40) through first 10 games (five multi-hit), including 4x5 with a double, HR and 3RBI on 4/19 at Reading... had just one multi-hit game over next 21 (.149, 11x74)... went 2x5 with a HR and 5RBI on 6/29 vs. Erie... had just 1HR from 7/1 on (171AB; 5HR in first 247AB)... following the season, played for Glendale in the Arizona Fall League (.175/.273/.281, 0HR, 3RBI, 57AB).

Career Notes

Transactions: Selected by Seattle in the 35th round of the 2012 draft, did not sign... selected by Cleveland in the 4th round (124th) of the 2015 draft... **2015- missed short-season while recovering from right labrum surgery...** **2016-** Lake County (4/7-6/26), Lynchburg (6/27-9/5)... **2017-** Akron (4/6-9/4).

Recognition: Midseason All-Star (2016- Midwest)... Batter of the Week (2016- Carolina, 8/15-8/21)... *Baseball America* (Cleveland: 2018- 23rd; 2017- 18th; 2016- 20th).

Highlights: **2016-** had 4-hit game on 4/11 at West Michigan... had 14 game hit streak from 4/19-5/3 (.449, 22x49) including a 5-hit game on 4/23 at Lansing, hit safely in 23 straight from 5/20-6/13 (.362, 34x94), hit in 15 in a row from 6/30-7/19 (.373, 22x59), posted 4-hit game vs. Potomac on 8/27, hit .300 (9x30) in the Carolina League Playoffs.

Postseason: Lynchburg (2016), Glendale (AFL, 2017).

Personal: Attended Clemson University...suffered torn labrum in right shoulder during sophomore season and converted to 2B from SS as a junior.

Single Game Career Highs			
Stat	#	Times	Last Time
R	4	1	4/23/16
H	5	1	4/23/16
2B	2	3	6/7/17
RBI	5	1	6/29/17
SB	2	3	5/11/17
Hit Streak	23	1	5/20-6/13/16
OB Streak	25	1	8/2-8/30/16

CAREER STATISTICS

Year	Club	Class	AVG	G	AB	R	H	2B	3B	HR	RBI	BB	K	SB	CS	OBP	SLG	SF	SAC
15																			
INJURED - DID NOT PLAY																			
16	Lake County	A	.313	69	262	51	82	13	4	3	35	29	66	15	8	.385	.427	4	0
	Lynchburg	A+	.282	59	220	33	62	13	4	2	23	28	52	6	7	.369	.405	3	2
17	Akron	AA	.225	119	418	55	94	25	2	6	43	42	107	12	6	.303	.337	7	5
Minor League Totals			.264	247	900	139	238	51	10	11	101	99	225	33	21	.343	.380	14	7
Major League Totals			-	0	0	0	0	0	0	0	0	0	0	0	0	-	-	0	0



JACK LEATHERSICH LHP

BATS: R **THROWS:** L

HT: 6-0 **WGT:** 205

BIRTHDATE: 7/14/90 (27); Beverly, MA

RESIDES: Beverly, MA

ACQUIRED: Claimed off waivers from Pittsburgh on 3/27/18

Last Season

Started the year with Iowa... struggled through first two months of the season, posting a 9.26ERA into June (11.2IP, 12H, 14R, 12ER, 13BB, 16K)... rough stretch included back to back appearances (4/14-4/17) with 9BB total (14TBF)... from 6/2 on, registered a 0.55ERA over 29 games (27 with 0ER) in the PCL (32.2IP, 13H, 5R, 2ER, 15BB, 56K)... had a three day stint (7/4-7/6) with Chicago (NL) in the middle of hot streak, appearing in one game, 7/6 vs. Milwaukee... DFA'd by Chicago (NL) on 9/2... claimed by Pittsburgh on 9/4, joining the Pirates for the rest of the season on 9/10.

Career Notes

Transactions: Selected by New York (NL) in the 5th round (162nd) of the 2011 draft... **2011-** Brooklyn (7/7-8/30)... **2012-** Savannah (4/5-5/18), St. Lucie (5/19-9/2)... **2013-** Binghamton (4/4-6/12), Las Vegas (6/13-9/2)... **2014-** Binghamton (4/3-8/4), Las Vegas (8/5-9/1)... **2015-** Las Vegas (4/9-4/28, 5/1-5/13, 6/28-9/7), on the DL (6/30-9/7, left elbow surgery), New York (4/29-4/30, 5/14-6/27)... claimed by Chicago (NL) off waivers from New York (NL) on 11/19/15... **2016-** Tennessee (4/7-8/20), on the DL (4/7-7/21, recovering from 2015 elbow surgery), rehab with AZL Cubs (6/20-7/21), Iowa (8/21-9/5)... **2017-** Iowa (4/6-7/3, 7/7-9/1), Chicago (7/4-7/6)... claimed by Pittsburgh off waivers from Chicago (NL) on 9/4/17... Pittsburgh (9/10-10/1)... **2018-** claimed by Cleveland off waivers from Pittsburgh on 3/27/18.

Recognition: *Baseball America* (Chicago-NL: 2017- 27th; New York-NL: 2014- 23rd; 2013- 22nd; 2012- 27th).

Highlights: **2016-** picked up win in first game back from Tommy John surgery on 6/22 at the AZL Diamondbacks (1.0IP, 2K)... **2015-** made Major League debut on 4/29 at Miami (0.1IP, 1H), did not allow a run in first 10 games in the Majors (8.1IP, 8H, 4BB, 9K)... **2014-** pitched twice in the PCL Playoffs (2.2IP, 2H, 1BB, 5K)... **2013-** had a 0.33ERA with Binghamton (27.1IP, 1ER) aside from 4/30 game vs. Erie (2.0IP, 4ER)... **2012-** pitched twice in the FSL Playoffs (3.2IP, 2H, 5K).

Postseason: Las Vegas (2014), St. Lucie (2012).

CAREER STATISTICS

Year	Club	Class	W-L	ERA	G	GS	CG	SHO	SV	SVO	IP	H	R	ER	HR	HB	BB	K	AVG	
11	Brooklyn	SS	0-0	0.71	9	0	0	0	1	1	12.2	6	1	1	0	0	3	26	.136	
12	Savannah	A	0-1	0.75	12	0	0	0	1	1	24.0	10	4	2	0	5	8	37	.132	
	St. Lucie	A+	2-5	4.13	26	0	0	0	1	4	48.0	41	25	22	3	5	24	76	.224	
13	Binghamton	AA	2-0	1.53	24	0	0	0	3	4	29.1	19	5	5	1	1	16	55	.181	
	Las Vegas	AAA	2-0	7.76	28	0	0	0	0	0	29.0	32	33	25	2	3	29	47	.278	
14	Binghamton	AA	3-3	2.93	37	0	0	0	1	4	46.0	38	17	15	1	4	21	79	.221	
	Las Vegas	AAA	0-0	5.40	11	0	0	0	0	1	8.1	8	6	5	2	1	7	14	.242	
15	New York (NL)	ML	0-1	2.31	17	0	0	0	0	0	11.2	12	3	3	0	1	7	14	.273	
	Las Vegas	AAA	0-0	5.40	13	0	0	0	0	0	13.1	10	8	8	3	1	7	22	.204	
16	AZL Cubs	R	1-0	1.13	10	1	0	0	0	0	8.0	4	1	1	0	0	3	16	.148	
	Tennessee	AA	0-0	3.48	11	0	0	0	0	0	10.1	11	4	4	0	1	4	12	.282	
	Iowa	AAA	0-0	0.00	5	0	0	0	0	0	5.0	0	1	0	0	0	6	6	.000	
17	Chicago (NL)	ML	0-0	27.00	1	0	0	0	0	0	0.2	1	2	2	0	0	0	4	1	.500
	Iowa	AAA	2-4	2.84	41	0	0	0	1	4	44.1	25	19	14	3	5	28	72	.167	
	Pittsburgh	ML	0-0	0.00	6	0	0	0	0	0	4.1	3	0	0	0	0	2	6	.200	
Minor League Totals			12-13	3.30	227	1	0	0	8	19	278.1	204	124	102	15	26	156	462	.202	
Major League Totals			0-1	2.70	24	0	0	0	0	0	16.2	16	5	5	0	1	13	21	.262	



LEANDRO LINARES RHP

BATS: R

THROWS: R

HT: 6-3

WGT: 205

BIRTHDATE: 1/27/94 (24); Villa Clara, Cuba

RESIDES: Miami Gardens, FL

ACQUIRED: Signed as a non-drafted free agent on 7/30/13

Last Season

Started the season with Lynchburg (started each of three previous seasons with a short-season team)... did not allow an earned run through first 11 appearances (12.0IP, 9H, 3R, 4BB, 12K)... **spent time on the DL (5/8-5/17)** and allowed 2ER in first game back from injury, on 5/16 at Winston-Salem... sent to Akron on 5/20... posted a 0.00ERA through first six games (9.1IP, 9H, 3R, 4BB, 11K), then surrendered 8ER in 0.2IP at Portland on 6/8 (L, 7H, 1BB, 0K)... gave up 2ER in 1.0IP in next game, 6/14 vs. Harrisburg, as ERA ballooned from 0.00 to 8.18 over the course of two games... returned to Lynchburg on 6/22... went 2-0 with three saves and a 0.00ERA (9.1IP, 7H, 1R, 0ER, 7BB, 6K) over second stint with Lynchburg and returned to Akron for the rest of the season on 7/20... fared well in second stint with Akron as well, going 2-0 with a pair of saves and a 1.77ERA (20.1IP, 19H, 5R, 4ER, 15BB, 25K)... combined between Lynchburg and Akron, had 0ER in 35 of 42 games while allowing 2ER or more just three times... not counting 8ER on 6/8, had a 1.29ERA (55.2IP, 8ER) in other 41 games... following the season, pitched in seven games for Glendale in the Arizona Fall League (7.0IP, 12H, 10R, 5ER, 3BB, 2K).

Career Notes

Transactions: Signed by Cleveland as a non-drafted free agent on 7/30/13... **2014-** AZL Indians (6/20-8/28)... **2015-** Mahoning Valley (6/20-9/7)... **2016-** Mahoning Valley (6/17-7/5), Lake County (7/6-8/31), Lynchburg (9/1-9/5)... **2017-** Lynchburg (4/6-5/19, 6/22-7/19), **on the DL (5/8-5/17, undisclosed injury)**, Akron (5/20-6/21, 7/20-9/4).

Recognition: None.

Highlights: **2016-** earned a save in four straight appearances from 8/9-8/18 (5.1IP), had a 1.21ERA (44.2IP, 6ER) across three levels... **2015-** allowed 1ER in first two starts (9.0IP)... **2014-** picked up win in relief on 8/28 vs. the AZL Reds (5.0IP, 3H, 1R, 1ER, 2BB, 2K).

Postseason: Lynchburg (2016), AZL Indians (2014), Glendale (AFL, 2017), Aguadilla (PWL, 2016).

CAREER STATISTICS

Year	Club	Class	W-L	ERA	G	GS	CG	SHO	SV	SVO	IP	H	R	ER	HR	HB	BB	K	AVG
14	AZL Indians	R	2-3	7.62	11	3	0	0	1	1	39.0	39	38	33	4	5	29	38	.262
15	Mahoning Valley	SS	0-7	6.55	13	12	0	0	0	1	44.0	40	36	32	3	3	44	31	.248
16	Mahoning Valley	SS	0-0	0.00	6	0	0	0	0	0	11.2	3	0	0	0	0	3	13	.083
	Lake County	A	1-1	1.76	15	0	0	0	4	5	30.2	21	8	6	0	1	8	39	.194
	Lynchburg	A+	0-0	0.00	2	0	0	0	0	0	2.1	2	0	0	0	0	1	3	.222
17	Lynchburg	A+	2-1	0.78	19	0	0	0	5	7	23.0	19	6	2	2	3	11	20	.229
	Akron	AA	2-2	3.78	23	0	0	0	3	7	33.1	39	19	14	2	0	21	37	.295
Minor League Totals			7-14	4.26	89	15	0	0	13	21	184.0	163	107	87	11	12	117	181	.240
Major League Totals			0-0	-	0	0	0	0	0	0	0.0	0	0	0	0	0	0	0	-

SICNARF LOOPSTOK C

BATS: R **THROWS:** R
HT: 5-11 **WGT:** 195
BIRTHDATE: 4/26/93 (23); Oranjestad, Aruba
RESIDES: Altus, Aruba
ACQUIRED: Selected in the 13th round (381st overall) of the 2013 draft



2018 Clippers

Last Season

Played more than 71 games for first time in career, spending the entire season with Lynchburg... did not play catcher as primary position for first time in career, playing 59 games at 1B, 16 in the OF and 13 at 3B... hit .286 (14x49) through first 13 games of the season, before a **short stint on the DL (4/27-5/4)**... went 3x4 with a HR and 4RBI on 5/6 at Potomac... reached base safely in 19 straight games from 5/26-6/13 (.519OBP)... named to the Carolina League All-Star Team, appearing in the game as a catcher on 6/20 (nine games at catcher to that point in the season)... homered twice at Salem on 6/26... went 4x4 with a pair of doubles, a triple, a HR and 6RBI on 8/1 at Potomac... named to the Postseason All-Star Team (DH), tying for 4th in the CL with 17HR and tying for 5th with 65RBI... hit .250 (3x12) with 3RBI in three playoff games for Lynchburg.

Career Notes

Transactions: Selected by Cleveland in the 13th round (381st) of the 2013 draft... **2013-** Mahoning Valley (6/15-9/3)... **2014-** AZL Indians (8/2-8/13), Lake County (8/14-9/1)... **2015-** Lake County (4/10-5/8), Mahoning Valley (5/9-6/26), Lynchburg (6/27-9/7), **on the DL (9/3-9/7, undisclosed injury)**... **2016-** Lynchburg (4/7-6/26, 7/16-9/5), **on the DL (5/6-5/11, undisclosed injury)**, Lake County (6/27-7/15)... **2017-** Lynchburg (4/6-9/4), **on the DL (4/27-5/4, undisclosed injury)**.

Single Game Career Highs

Stat	#	Times	Last Time
R	3	2	6/27/16
H	4	1	8/1/17
2B	2	3	8/1/17
HR	2	3	6/26/17
RBI	6	1	8/1/17
Hit Streak	6	2	8/11-8/16/17
OB Streak	19	1	5/26-6/13/17

Recognition: Postseason All-Star (2017- Carolina, DH)... Midseason All-Star (2017- Carolina).

Highlights: **2016-** hit .313 (20x64) over final 21 games of the season... **2014-** had consecutive 2HR games on 8/5 vs. the AZL White Sox (2RBI) and 8/7 vs. the AZL Diamondbacks (3RBI).

Postseason: Lynchburg (2016-17).

Personal: Attended Western Oklahoma State College, same school that produced 3-time Gold Glove shortstop, Andrelton Simmons.

CAREER STATISTICS

Year	Club	Class	AVG	G	AB	R	H	2B	3B	HR	RBI	BB	K	SB	CS	OBP	SLG	SF	SAC
13	Mahoning Valley	SS	.205	24	73	4	15	1	1	0	2	4	14	0	1	.247	.247	0	0
14	AZL Indians	R	.467	5	15	6	7	0	1	4	6	3	4	0	0	.556	1.400	0	0
	Lake County	A	.278	10	36	7	10	2	1	1	2	3	7	2	0	.366	.472	0	0
15	Lake County	A	.186	14	43	5	8	1	0	1	6	4	13	1	0	.271	.279	0	0
	Mahoning Valley	SS	.214	5	14	4	3	1	0	0	1	3	5	0	0	.353	.286	0	0
	Lynchburg	A+	.218	28	87	8	19	7	0	4	12	8	26	2	0	.294	.437	4	0
16	Lake County	A	.213	16	47	6	10	3	0	0	4	2	14	1	2	.260	.277	0	1
	Lynchburg	A+	.281	55	178	27	50	11	3	2	17	15	39	10	3	.363	.410	2	2
17	Lynchburg	A+	.249	119	421	67	105	28	4	17	65	52	132	11	8	.346	.456	6	2
	Minor League Totals		.248	276	914	134	227	54	10	29	115	94	254	27	14	.334	.425	12	5
	Major League Totals		-	0	0	0	0	0	0	0	0	0	0	0	0	-	-	0	0

DREW MAGGI INF

BATS: R **THROWS:** R
HT: 6-0 **WGT:** 195
BIRTHDATE: 5/16/89 (28); Phoenix, AZ
RESIDES: Phoenix, AZ
ACQUIRED: Signed as a minor league free agent on 11/22/17



2018 Clippers

Last Season

Started the season on Oklahoma City's DL with a strained left hamstring... activated on 5/4... made third career appearance on the mound (pitched to one batter each in 2012 and 2016, recording outs both times) on 5/5 vs. Colorado Springs (1.0IP, 1H)... hit .351 (39x111) through first 34 games, going 4x4 with a pair of doubles and 4RBI on 6/9 vs. Round Rock... had just 32 hits over next 52 games to end the season (.211 in 152AB)... was on the DL with a strained right quad from 7/27-8/2.

Career Notes

Transactions: Selected by Arizona in the 47th round of the 2008 draft, did not sign... selected by Pittsburgh in the 15th round (447th) of the 2010 draft... **2010-** State College (8/18-9/5)... **2011-** West Virginia (4/7-9/2), Bradenton (9/3)... **2012-** Bradenton (4/5-6/13), Altoona (6/14-9/3)... **2013-** Altoona (4/4-9/2)... **2014-** Altoona (4/5-9/1), **on the DL (8/18-8/24, strained right groin)...** **2015-** signed by Los Angeles (AL) as a minor league free agent on 3/11/15... Arkansas (4/9-9/7)... **2016-** signed by Los Angeles (NL) as a minor league free agent on 1/24/16... Tulsa (4/7-4/8, 4/13-5/11, 5/16-7/19), Oklahoma City (4/10-4/12, 5/12-5/15, 7/20-9/5)... **2017-** Oklahoma City (4/6-9/4), **on the DL (4/6-5/3, strained left hamstring; 7/27-8/2, strained right quad)...** signed by Cleveland as a minor league free agent on 11/22/17.

Single Game Career Highs

Stat	#	Times	Last Time
R	5	1	4/30/12
H	4	9	6/9/17
2B	3	1	8/27/11
3B	2	1	5/6/16
RBI	4	2	6/9/17
SB	3	2	6/19/14
Hit Streak	11	2	7/18-7/28/16
OB Streak	22	2	4/17-5/12/12

*. 22 multi-SB games

Recognition: Midseason All-Star (2016- Texas; 2015- Texas; 2014- Eastern).

Highlights: **2016-** 11 game hit streak from 7/18-7/28 (.500, 21x42), grand slam on 8/27 vs. Colorado Springs, hit .400 (6x15) with 2RBI in the PCL Playoffs... **2015-** batted .319 (29x91) over 26 games from 4/23-5/20... **2014-** 3SB on 6/19 at New Hampshire, 4-hit games on 7/11 at Harrisburg and 7/19 vs. Bowie... **2012-** 3x3 with 5R on 4/30 at Jupiter, reached base in 22 straight from 4/17-5/12... **2011-** 3SB on 5/23 vs. Lakewood, three 4-hit games during 11 game hit streak from 8/22-9/2 (.458, 22x48).

Postseason: Oklahoma City (2016), Arkansas (2015), Bradenton (2011), Mazatlan (MWL, 2016), Oriente (DWL, 2016).

Personal: Attended Arizona State University.

CAREER STATISTICS

Year Club	Class	AVG	G	AB	R	H	2B	3B	HR	RBI	BB	K	SB	CS	OBP	SLG	SF	SAC
10 State College	SS	.156	18	64	9	10	3	0	0	2	9	15	5	1	.257	.203	1	2
11 West Virginia Bradenton	A A+	.267 .000	125 1	484 1	63 0	129 0	27 0	4 0	3 0	45 0	64 1	71 1	32 0	18 0	.361	.357	3	5
12 Bradenton Altoona	A+ AA	.241 .218	54 52	195 179	35 28	47 39	8 4	1 2	0 0	28 9	32 18	46 41	17 5	3 2	.352	.308	1	4
13 Altoona	AA	.254	95	264	38	67	14	2	1	25	27	49	18	6	.338	.333	5	4
14 Altoona	AA	.280	110	347	60	97	12	0	3	25	50	58	37	19	.382	.340	2	6
15 Arkansas	AA	.242	125	422	50	102	18	0	0	31	45	82	29	12	.322	.284	2	8
16 Tulsa Oklahoma City	AA AAA	.299 .275	61 49	194 142	26 23	58 39	10 8	2 0	2 2	11 13	17 37	37 8	5 4	5	.376	.402	0	2
17 Oklahoma City	AAA	.271	84	255	40	69	16	0	5	29	35	63	7	3	.367	.392	2	1
Minor League Totals		.258	774	2547	372	657	120	11	17	218	311	492	166	73	.349	.334	19	37
Major League Totals		-	0	0	0	0	0	0	0	0	0	0	0	0	-	-	0	0

CONNOR MARABELL OF



BATS: L **THROWS:** R
HT: 6-1 **WGT:** 195
BIRTHDATE: 3/28/94 (24); Jacksonville, FL
RESIDES: St. Johns, FL
ACQUIRED: Selected in the 25th round (754th overall) of the 2015 draft

2018 Clippers

Last Season

Started the season in Lynchburg... left the game after first at bat on 4/13 at Myrtle Beach and was placed on the DL from 4/15-4/25... homered in back to back games vs. Myrtle Beach on 4/30 and vs. Winston-Salem on 5/1... had first career 2SB game on 5/14 at Myrtle Beach... transferred to Columbus on 5/16... went hitless in Triple-A debut, 5/16 vs. Indianapolis, then had hits in four straight (7x12), including 3x4 with a pair of doubles in 18-inning win at Louisville on 5/19... returned to Lynchburg on 5/23... hit safely in 12 straight from 5/24-6/6 (.341, 14x41), including 4RBI game on 5/31 at Potomac... sent to Akron on 6/9... batted .347 (9x26) over seven games from 6/14-6/23 and was returned to Lynchburg for the rest of the season on 6/24... went 4x5 with 4RBI on 9/1 at Wilmington... hit .333 (4x12) with a double in the Carolina League Playoffs.

Career Notes

Transactions: Selected by Cleveland in the 25th round (754th) of the 2015 draft... **2015-** Mahoning Valley (6/21-9/7)... **2016-** Lake County (4/7-7/26), Lynchburg (7/27-9/5)... **2017-** Lynchburg (4/6-5/15, 5/23-6/8, 6/24-9/4), on the DL (4/15-4/25, undisclosed injury), Columbus (5/16-5/22), Akron (6/9-6/23).

Recognition: Postseason All-Star (2016- Midwest, OF).

Single Game Career Highs			
Stat	#	Times	Last Time
R	3	3	6/28/17
H	4	3	9/1/17
2B	2	10	5/19/17
HR	2	1	6/7/16
RBI	4	2	9/1/17
SB	2	2	5/14/17
Hit Streak	13	1	7/2-7/16/16
OB Streak	18	1	5/20-6/9/16

Highlights: **2016-** had 4-hit game (double, 3RBI) on 5/18 vs. Dayton, went 3x4 with 2HR and 3RBI on 6/7 vs. Lansing, had 13 game hit streak from 7/2-7/16 (.400, 18x45), was 4x5 (two doubles, HR) and 3RBI on 8/28 vs. Potomac, was 8x27 with an RBI in the Carolina League Playoffs... **2015-** hit first career homer on 8/24 at Auburn.

Postseason: Lynchburg (2016-17).

Personal: Attended Jacksonville University.

CAREER STATISTICS

Year	Club	Class	AVG	G	AB	R	H	2B	3B	HR	RBI	BB	K	SB	CS	OBP	SLG	SF	SAC
15	Mahoning Valley	SS	.222	61	230	19	51	5	3	1	18	6	17	0	2	.247	.283	1	7
16	Lake County	A	.311	95	338	41	105	32	4	6	50	33	50	11	3	.368	.482	6	2
	Lynchburg	A+	.266	35	128	11	34	13	1	1	19	4	17	1	1	.284	.406	2	0
17	Columbus	AAA	.467	5	15	0	7	2	0	0	1	1	3	0	2	.500	.600	0	0
	Acron	AA	.268	11	41	2	11	1	0	0	2	3	8	0	0	.318	.293	0	0
	Lynchburg	A+	.238	97	362	43	86	15	1	6	45	31	57	8	5	.297	.334	3	2
	Minor League Totals		.264	304	1114	116	294	68	9	14	135	78	152	20	13	.311	.379	12	11
	Major League Totals		-	0	0	0	0	0	0	0	0	0	0	0	0	-	-	0	0



EVAN MARSHALL RHP

BATS: R **THROWS:** R
HT: 6-2 **WGT:** 225
BIRTHDATE: 4/18/90 (27); Sunnyvale, CA
RESIDES: Wichita, KS
ACQUIRED: Signed as a minor league free agent on 11/30/17

Last Season

Started the season with Tacoma... pitched in one game and was recalled to Seattle on 4/12... allowed 1ER through first four games (5.2IP), then 7ER at Detroit on 4/25 (2.0IP, 7H, 3BB, 1K)... optioned to Tacoma on 4/26... turned in three scoreless games (3.2IP) and was recalled on 5/5... left game after two pitches on 5/5 vs. Texas and placed on the DL with a strained right hamstring on 5/6... made four rehab appearances between the AZL Mariners and Arkansas (3.2IP, 7H, 4R, 4ER, 1BB, 1K)... activated, DFA'd and outrighted to Tacoma on 8/2... had a 5.19ERA (17.1IP, 10ER) over nine games to end season following DFA.

Career Notes

Transactions: Selected by Arizona in the 4th round (124th) of the 2011 draft... **2011-** Yakima (6/16-7/19), Visalia (7/20-8/31), Mobile (9/1-9/3)... **2012-** Mobile (4/5-9/3)... **2013-** Reno (4/4-9/2), on the DL (5/1-5/7, undisclosed injury)... **2014-** Reno (4/3-5/5), Arizona (5/6-9/28)... **2015-** Arizona (4/6-5/10), Reno (5/11-9/7), on the DL (8/5-9/7, fractured skull)... **2016-** Reno (4/7-4/16, 4/25-5/9, 5/27-7/30, 8/8-9/5), on the DL (8/24-8/30, strained back), Arizona (4/17-4/24, 5/10-5/26, 7/31-8/7)... **2017-** claimed by Seattle off waivers from Arizona on 4/4/17... Tacoma (4/7-4/11, 4/26-5/4, 8/2-9/4), Seattle (4/12-4/25, 5/5-8/1), on the DL (5/6-8/1, strained right hamstring), rehab with AZL Mariners (7/23-7/25), Arkansas (7/26-8/1)... signed by Cleveland as a minor league free agent on 11/30/17.

Recognition: Midseason All-Star (2012- Southern)... *Baseball America* (Arizona: 2014- 19th; 2013- 14th; 2012- 15th).

Highlights: **2014-** started season with 13 scoreless games (15.2IP), made Major League debut on 5/6 at Milwaukee (W, 1.1IP, 2K), had a 1.54ERA over final 28 games of the season (23.1IP, 4ER)... **2013-** posted 1.78ERA (25.1IP, 5ER) over 24 games from 6/7-8/9... **2012-** went 4-0 and converted 14 straight saves over 25 games from 4/22-7/11 (27.1IP, 3ER)... **2011-** had OER in 24 of 27 games and combined for 1.16ERA (31.0IP, 4ER) across three levels of first pro season.

CAREER STATISTICS

Year Club	Class	W-L	ERA	G	GS	CG	SHO	SV	SVO	IP	H	R	ER	HR	HB	BB	K	AVG
11 Yakima	SS	0-0	0.75	11	0	0	0	2	2	12.0	10	4	1	0	0	2	13	.213
Visalia	A+	0-1	1.59	15	0	0	0	4	5	17.0	14	6	3	2	0	5	18	.212
Mobile	AA	0-0	0.00	1	0	0	0	0	0	2.0	2	0	0	0	0	0	0	.286
12 Mobile	AA	6-3	3.51	42	0	0	0	16	21	48.2	55	24	19	2	2	16	27	.284
13 Reno	AAA	3-6	4.34	54	0	0	0	3	6	58.0	75	32	28	2	5	30	59	.322
14 Reno	AAA	0-1	0.54	14	0	0	0	1	1	16.2	10	1	1	0	0	5	19	.175
Arizona	ML	4-4	2.74	57	0	0	0	0	1	49.1	50	17	15	3	2	17	54	.266
15 Arizona	ML	0-2	6.08	13	0	0	0	0	2	13.1	20	9	9	3	0	5	7	.357
Reno	AAA	3-2	6.40	31	0	0	0	0	2	32.1	47	28	23	1	3	13	25	.326
16 Arizona	ML	0-1	8.80	15	0	0	0	0	0	15.1	28	18	15	2	1	8	9	.400
Reno	AAA	1-1	4.59	33	0	0	0	0	2	33.1	36	17	17	1	3	16	28	.281
17 Seattle	ML	0-0	9.39	6	0	0	0	0	0	7.2	12	8	8	1	0	5	4	.364
AZL Mariners	R	0-0	0.00	1	1	0	0	0	0	1.0	0	0	0	0	0	0	0	.000
Arkansas	AA	0-0	13.50	3	0	0	0	0	0	2.2	7	4	4	0	1	1	1	.500
Tacoma	AAA	1-0	4.15	13	1	0	0	1	2	21.2	28	12	10	4	0	7	26	.311
Minor League Totals		14-14	3.89	218	2	0	0	27	41	245.1	284	128	106	12	14	95	216	.289
Major League Totals		4-7	4.94	91	0	0	0	0	3	85.2	110	52	47	9	3	35	74	.317



JOSH MARTIN RHP

BATS: R **THROWS:** R

HT: 6-5 **WGT:** 230

BIRTHDATE: 12/30/89 (28); Enterprise, AL

RESIDES: Enterprise, AL

ACQUIRED: Returned by San Diego from the Rule 5 Draft on 4/12/16

Last Season

Spent the entire season with Columbus... allowed runs in five of first nine games, posting a 5.25ERA (12.0IP, 7ER) through the month of April... recorded first save of the year on 5/12 at Gwinnett (1.0IP), striking out the side on 11 pitches... **placed on the DL with a strained right elbow on 6/13**... activated on 8/12... threw one pitch and recorded 0.2IP vs. Rochester on 8/19... due to injury, failed to log more than 30 appearances for the first time since rookie season and had a career low six games with at least 2.0IP (only two such appearances after return from DL).

Career Notes

Transactions: Selected by Pittsburgh in the 25th round of the 2011 draft, did not sign... selected by Cleveland in the 10th round (323rd) of the 2012 draft... **2012-** Mahoning Valley (6/18-8/27), Carolina (8/28-9/3)... **2013-** Lake County (4/4-7/5), Carolina (7/6-9/2)... **2014-** Carolina (4/3-8/30), Akron (8/31-9/1)... **2015-** Akron (4/9-9/7)... selected by San Diego from Cleveland in the Rule 5 Draft on 12/10/15... **2016-** returned by San Diego to Cleveland on 4/12/16... Columbus (4/13-9/5)... **2017-** Columbus (4/6-9/4), **on the DL (6/13-8/12, strained right elbow).**

Recognition: Midseason All-Star (2015- Eastern).

Highlights: **2016-** did not allow a run over 16 games (22.2IP, 15H, 4BB, 13K) from 6/11-7/21, stranded 16 of 18 (89%) inherited runners on the season... **2015-** posted 0.00ERA over 12 games (23.1IP, 10H, 4R, 6BB, 25K) from 4/15-5/22, tossed a scoreless inning in the All-Star Game (1BB, 1K)... **2014-** had a 0.60ERA (15.0IP, 1ER) in eight May appearances, was perfect in Double-A debut vs. Erie on 9/1 (2.0IP, 4K)... **2013-** turned in a 1.40ERA (19.1IP, 3ER) over 12 games prior to promotion to Carolina... **2012-** recorded 5.0IP in three straight games from 7/7-7/18 (has never had more than 4.0IP since).

Postseason: Columbus (2016), Akron (2014), Caracas (VWL, 2015).

Personal: Attended Samford University.

CAREER STATISTICS

Year	Club	Class	W-L	ERA	G	GS	CG	SHO	SV	SVO	IP	H	R	ER	HR	HB	BB	K	AVG
12	Mahoning Valley	SS	4-1	4.14	14	3	0	0	0	1	45.2	37	23	21	5	5	15	41	.219
	Carolina	A+	0-1	5.06	3	0	0	0	0	0	5.1	6	3	3	2	0	1	4	.286
13	Lake County	A	3-3	3.38	23	1	0	0	2	5	40.0	33	18	15	6	1	7	47	.219
	Carolina	A+	0-2	4.86	16	0	0	0	2	2	33.1	37	18	18	4	1	11	24	.276
14	Carolina	A+	5-6	2.92	38	0	0	0	3	5	64.2	47	23	21	4	1	21	65	.199
	Akron	AA	0-0	0.00	1	0	0	0	0	0	2.0	0	0	0	0	0	0	4	.000
15	Akron	AA	8-1	2.27	44	0	0	0	2	3	67.1	47	23	17	4	0	19	80	.192
16	Columbus	AAA	2-5	3.41	47	0	0	0	3	5	66.0	57	26	25	4	4	23	60	.230
17	Columbus	AAA	1-2	3.25	30	0	0	0	4	6	36.0	36	13	13	2	2	8	38	.257
	Minor League Totals		23-21	3.32	216	4	0	0	16	27	360.1	300	147	133	31	14	105	363	.222
	Major League Totals		0-0	-	0	0	0	0	0	0	0.0	0	0	0	0	0	0	0	-

MICHAEL MARTINEZ INF

BATS: S **THROWS:** R
HT: 5-9 **WGT:** 175
BIRTHDATE: 9/6/82 (35); Santo Domingo, DR
RESIDES: Santo Domingo, DR
ACQUIRED: Signed as a minor league free agent on 6/25/17



2018 Clippers

Last Season

Began the year with Cleveland... DFA'd on 5/14 and traded to Tampa Bay on 5/18... DFA'd on 6/19, granted free agency and signed with Cleveland on 6/25... assigned to Columbus... batted .378 (34x90) over final 23 games of the season, including 10 game hit streak from 8/11-8/21 (.512, 21x41).

Career Notes

Transactions: Signed by Washington as a non-drafted free agent on 6/17/05... selected by Philadelphia from Washington in the Rule 5 Draft on 12/9/10... **2011-**

Philadelphia (4/1-9/28)... **2012-** Philadelphia (4/5-6/4, 6/7-6/26, 8/1-10/3), on the DL (3/26-6/4, fractured right foot), rehab with Clearwater (6/1-6/4)... **2013-** Philadelphia (5/24-6/2, 6/13-6/20, 7/24-8/20, 9/1-9/29)... signed by Pittsburgh as a minor league free agent on 12/18/13...

2014- Pittsburgh (6/12-6/14, 7/6-8/18)... **2015-** signed by Cleveland as a minor league free agent on 2/11/15... Cleveland (9/3-10/4)...

2016- Cleveland (5/14-7/1)... traded by Cleveland to Boston for cash on 7/8... Boston (7/9-8/1)... claimed by Cleveland off waivers from Boston on 8/4... Cleveland (8/5-10/2)... **2017-** Cleveland (4/2-5/13)... traded by Cleveland to Tampa Bay for cash on 5/18... Tampa Bay (5/18-6/18)... signed by Cleveland as a minor league free agent on 6/25/17.

Single Game Career Highs

Stat	#	Times	Last Time
R	3	12	8/31/17
H	4	3	6/5/13
2B	2	17	8/15/17
3B	2	2	7/8/15
HR	2	1	6/5/10
RBI	5	1	5/27/10
SB	2	10	7/15/15
Hit Streak	14	1	8/24/15-4/16/16
OB Streak	22	1	7/11-8/4/08

CAREER STATISTICS

Year	Club	Class	AVG	G	AB	R	H	2B	3B	HR	RBI	BB	K	SB	CS	OBP	SLG	SF	SAC
06	Savannah	A	.172	30	87	9	15	0	0	0	4	7	10	4	3	.234	.172	0	6
	Vermont	SS	.321	45	159	26	51	5	2	1	19	9	28	6	8	.363	.396	1	8
	Potomac	A+	.217	7	23	1	5	2	0	0	2	1	1	1	0	.280	.304	0	0
07	Hagerstown	A	.250	115	404	54	101	21	5	0	32	27	68	13	3	.301	.327	4	11
08	Potomac	A+	.266	104	417	63	111	25	6	3	58	27	49	25	7	.320	.376	2	20
09	Harrisburg	AA	.223	65	188	22	42	7	2	1	8	20	34	0	3	.313	.298	1	5
	Potomac	A+	.293	49	198	40	58	14	5	4	29	16	31	10	6	.347	.475	1	2
10	Harrisburg	AA	.253	100	359	41	91	14	6	8	37	20	54	15	9	.298	.393	1	4
	Syracuse	AAA	.325	33	126	16	41	7	0	3	19	3	20	8	3	.353	.452	1	2
11	Philadelphia	ML	.196	88	209	25	41	5	2	3	24	18	35	3	0	.258	.282	2	5
12	Clearwater	A+	.333	4	15	4	5	1	0	0	2	1	1	0	0	.375	.400	0	0
	Lehigh Valley	AAA	.271	32	107	12	29	4	2	2	15	10	12	3	1	.331	.402	3	1
	Philadelphia	ML	.174	45	115	10	20	3	0	2	7	5	21	0	0	.208	.252	0	2
13	Lehigh Valley	AAA	.300	71	243	35	73	11	3	3	28	18	37	6	5	.352	.407	1	2
	Philadelphia	ML	.175	29	40	5	7	0	0	0	3	0	12	1	0	.175	.175	0	0
14	Pittsburgh	ML	.128	26	39	2	5	1	0	0	2	4	13	0	0	.209	.154	0	1
	Indianapolis	AAA	.244	91	315	34	77	6	6	1	32	29	46	7	4	.303	.311	8	8
15	Columbus	AAA	.289	102	363	53	105	24	5	5	42	32	60	11	3	.344	.424	3	3
	Cleveland	ML	.267	16	30	7	8	2	0	0	2	1	12	0	1	.290	.333	0	1
16	Columbus	AAA	.288	27	104	12	30	8	1	2	12	9	21	2	2	.351	.442	0	0
	Boston	ML	.167	4	6	1	1	0	0	0	0	1	2	0	0	.286	.167	0	0
	Cleveland	ML	.242	59	95	15	23	4	0	1	4	3	21	0	2	.265	.316	0	1
17	Cleveland	ML	.364	14	11	1	4	1	0	0	0	2	5	0	1	.462	.455	0	1
	Tampa Bay	ML	.077	13	26	1	2	0	0	0	0	3	10	0	0	.172	.077	0	0
	Columbus	AAA	.277	63	213	29	59	16	2	0	20	13	35	4	2	.317	.371	1	2
	Minor League Totals		.269	938	3321	451	893	165	45	33	359	242	507	115	59	.322	.375	27	74
	Major League Totals		.194	294	571	67	111	16	2	6	42	37	131	4	4	.243	.261	2	11

MARK MATHIAS INF

BATS: R **THROWS:** R
HT: 6-0 **WGT:** 200
BIRTHDATE: 8/2/94 (23); Fremont, CA
RESIDES: Fremont, CA
ACQUIRED: Selected in the 3rd round (93rd overall) of the 2015 draft



Last Season

Began the season on Akron's DL after dislocating left shoulder in spring training... activated on 5/2, going 1x4 with a double and 2RBI at Binghamton... had a pair of singles over next eight games (22AB)... hit safely in nine of next 10, batting .343 (11x32)... went 2x4 with a pair of doubles on 6/7 at Portland... **placed on the DL with a sore right shoulder on 6/13**... activated on 6/28 and played in just four more games the rest of the year, going 1x12 with a double and an RBI... **placed on the DL for the remainder of the season with a sore left shoulder on 7/4.**

Career Notes

Transactions: Selected by Cleveland in the 3rd round (93rd) of the 2015 draft... **2015-** Mahoning Valley (6/21-9/7)... **2016-** Lynchburg (4/7-8/31), Akron (9/1-9/5)... **2017-** Akron (4/6-9/4), **on the DL (4/6-4/30, dislocated left shoulder; 6/13-6/27, sore right shoulder; 7/4-9/4, sore left shoulder).**

Recognition: Postseason All-Star (2016- Carolina, IF)... *Baseball America* (Cleveland: 2018- 25th; 2017- 13th; 2016- 13th).

Highlights: **2016-** homered and had 4RBI on 6/19 at Frederick, had 14 game hit streak from 7/5-7/22 (.473, 26x55) that included eight multi-hit games, doubled twice and had 4RBI on 7/9 vs. Salem... **2015-** reached in 48 of 50 games from 7/3-8/31, had 11 game hit streak from 7/17-7/31 (.400, 20x50), went 4x5 (triple, HR) and had 6RBI on 9/2 at Auburn.

Postseason: Akron (2016).

Personal: Attended Cal Poly San Luis Obispo... won the Big West batting title in 2014... **missed time in 2015 following surgery on right labrum.**

Single Game Career Highs			
Stat	#	Times	Last Time
R	3	4	6/7/17
H	4	2	9/2/15
2B	2	7	6/7/17
RBI	6	1	9/2/15
SB	2	1	6/14/16
Hit Streak	14	1	7/5-7/22/16
OB Streak	21	1	8/8-8/31/15

CAREER STATISTICS

Year	Club	Class	AVG	G	AB	R	H	2B	3B	HR	RBI	BB	K	SB	CS	OBP	SLG	SF	SAC
15	Mahoning Valley	SS	.282	67	245	38	69	19	3	2	32	35	36	5	4	.382	.408	5	1
16	Lynchburg	A+	.274	115	427	70	117	39	1	5	60	48	87	9	1	.359	.405	3	2
	Akron	AA	.067	5	15	1	1	1	0	0	1	1	6	0	0	.125	.133	0	0
17	Akron	AA	.212	35	104	17	22	5	1	1	13	13	34	4	0	.328	.308	2	0
Minor League Totals			.264	222	791	126	209	64	5	8	106	97	163	18	5	.358	.388	10	3
Major League Totals			-	0	0	0	0	0	0	0	0	0	0	0	0	-	-	0	0

FRANCISCO MEJIA

C

BATS: S **THROWS:** R
HT: 5-10 **WGT:** 180
BIRTHDATE: 10/27/95 (22); Bani, DR
RESIDES: Bani, DR
ACQUIRED: Signed as a non-drafted free agent on 7/2/12



2018 Clippers

Last Season

Played the majority of the season with Akron... started the season with a 13 game hit streak (.367, 18x49)... went 2x22 in six games prior to being placed on the DL with a sore hip on 5/12... upon activation on 5/20, hit .453/.495/.802 with 7HR and 20RBI in 23 games (86AB)... hot streak included three 4-hit games and consecutive 2HR games 6/7-6/8 at Portland (6RBI on 6/7, 3RBI on 6/8)... tabbed as EL Batter of the Week for 6/5-6/11... selected to play in the All-Star Futures Game at Miami on 7/9 (1x2)... was 0x3 in the EL All-Star Game on 7/12 at New Hampshire... had contract purchased by Cleveland on 9/1... made Major League debut on 9/1 at Detroit (0x1)... collected first hit and RBI at Chicago (AL) on 9/4... following the season, played for Glendale in the Arizona Fall League, getting named to the All-Prospect Team, and Oriente in the Dominican Winter League.

Career Notes

Transactions: Signed by Cleveland as a non-drafted free agent on 7/2/12... **2013-** AZL Indians (6/20-8/28)... **2014-** Mahoning Valley (6/13-9/1)... **2015-** Lake County (4/9-9/7)... **2016-** Lake County (4/7-6/26), Lynchburg (6/27-9/5)... **2017-** Akron (4/6-8/31), on the DL (5/12-5/19, sore hip), Cleveland (9/1-10/1).

Single Game Career Highs			
Stat	#	Times	Last Time
R	4	1	7/20/14
H	4	5	6/11/17
2B	2	9	8/21/17
HR	2	2	6/8/17
RBI	6	1	6/7/17
Hit Streak	50	1	5/27-8/13/16
OB Streak	57	1	5/27-8/24/16

Recognition: Rookie of the Year (2017- Eastern)... Postseason All-Star (2017- Eastern, C; 2017- Arizona Fall, C; 2016- Carolina, C)... Midseason All-Star (2017- Eastern; 2017- All-Star Futures; 2016- Midwest; 2016- All-Star Futures; 2014- New York-Penn)... Player of the Month (2016- Midwest, June)... Batter of the Week (2017- Eastern, 6/5-6/11; 2016- Midwest, 6/6-6/12; 2014- New York-Penn, 8/27-9/2)... *Baseball America* (Cleveland: 2018- 1st, Best Hitter for Average; 2017- 1st, Best Hitter for Average; 2016- 10th, Best Defensive Catcher; 2015- 7th).

Highlights: **2016-** hit safely in 50 straight games from 5/27-8/13 (.386/.414/.599, 8HR, 42RBI, 202AB), had seven straight games with an RBI from 6/7-6/13 (5HR, 13RBI), on base streak continued to 57 games after hitting streak snapped (reached in 65 of 66 to end season)... **2015-** had an 11 game hit streak from 7/24-8/5 (.488, 21x43)... **2014-** went 4x5 (double, triple) with 5RBI on 8/27 vs. Jamestown... **2013-** homered in three straight games (7RBI) from 8/10-8/15.

Postseason: Lynchburg (2016), AZL Indians (2013), Glendale (AFL, 2017), Oriente (DWL, 2016-17).

CAREER STATISTICS

Year Club	Class	AVG	G	AB	R	H	2B	3B	HR	RBI	BB	K	SB	CS	OBP	SLG	SF	SAC
13 AZL Indians	R	.305	30	105	16	32	9	1	4	24	5	18	3	1	.348	.524	0	1
14 Mahoning Valley	SS	.282	66	248	32	70	17	4	2	36	18	47	2	4	.339	.407	3	0
15 Lake County	A	.243	109	391	45	95	13	0	9	53	38	78	4	1	.324	.345	2	5
16 Lake County	A	.347	60	239	41	83	17	3	7	51	15	39	1	0	.384	.531	3	1
Lynchburg	A+	.333	42	168	22	56	12	1	4	29	13	24	1	2	.380	.488	2	0
17 Akron	AA	.297	92	347	52	103	21	2	14	52	24	53	7	2	.346	.490	6	1
Cleveland	ML	.154	11	13	1	2	0	0	0	1	1	3	0	0	.214	.154	0	0
Minor League Totals		.293	399	1498	208	439	89	11	40	245	113	259	18	10	.349	.447	16	8
Major League Totals		.154	11	13	1	2	0	0	0	1	1	3	0	0	.214	.154	0	0



RYAN MERRITT LHP

BATS: L **THROWS:** L

HT: 6-0 **WGT:** 170

BIRTHDATE: 2/21/92 (26); McKinney, TX

RESIDES: Celina, TX

ACQUIRED: Selected in the 16th round (488th overall) of the 2011 draft

Last Season

Began the year with Columbus... went 3-5 with a 4.02ERA (53.2IP, 24ER) through first nine games, 7-0 with a 2.17ERA (62.1IP, 15ER) thereafter... made a spot start for Lake County on 6/12 vs. Bowling Green (79 pitches in 7.0IP)... had 10K in 8.0IP vs. Toledo on 6/24... had six stints with Cleveland, starting on 6/17, including four one-day tours (6/17, 7/1, 8/17, 8/25)... recalled to Cleveland for a start on 8/30, but did not pitch for the rest of the season despite remaining on Cleveland's active roster.

Career Notes

Transactions: Selected by Cleveland in the 16th round (488th) of the 2011 draft... **2011-** AZL Indians (8/16-8/28)... **2012-** Mahoning Valley (6/18-9/4)... **2013-** Lake County (4/4-8/19), Carolina (8/20-9/2)... **2014-** Carolina (4/3-9/1)... **2015-** Akron (4/9-8/14), Columbus (8/15-9/7)... **2016-** Columbus (4/7-5/23, 5/31-8/3, 8/5-9/10), on the DL (6/27-7/5, tight mid-back), Cleveland (5/24-5/30, 8/4, 9/11-10/2)... **2017-** Columbus (4/6-6/11, 6/13-6/16, 6/18-6/30, 7/2-7/16, 7/22-8/16, 8/18-8/24, 8/26-8/29), Lake County (6/12), Cleveland (6/17, 7/1, 7/17-7/21, 8/17, 8/25, 8/30-10/4).

Recognition: Bob Feller Award (2014- Cleveland Minor League Pitcher of the Year)... Postseason All-Star (2014- Carolina, SP)... Midseason All-Star (2014- Carolina)... Pitcher of the Week (2015- Eastern, 7/6-7/12; 2014- Carolina, 6/16-6/22)... Cleveland Minor League Player of the Week (2014- Carolina, 6/16-6/22, 2013- Lake County, 5/6-5/12)... *Baseball America* Ranks (Cleveland: 2018- 26th; 2017- 22nd, Best Control; 2016- 22nd, Best Control; 2015- 27th, Best Control).

Highlights: **2016-** tossed CG SHO on 5/9 vs. Lehigh Valley (9.0IP, 4H, 1BB, 6K), made Major League debut on 5/30 vs. Texas (4.1IP, 1H, 0R, 0ER, 0BB, 2K)... **2015-** threw no-hitter vs. Reading on 7/11 (7.0IP, 1BB, 3K), went 1-0 with a 2.77ERA (13.0IP, 16H, 4R, 4ER, 3BB, 6K) in IL Playoffs... **2014-** had 0.37ERA (24.1IP, 1ER) through first four starts, led Carolina League in wins (13), 3rd in ERA (2.58) and 4th in strikeouts (127)... **2013-** recorded 8.0IP in win at Bowling Green on 6/24 (5H, 0R, 0BB, 4K)... **2012-** won back to back starts on 6/26 vs. Williamsport and 7/1 at Williamsport (11.0IP, 12H, 1R, 1ER, 2BB, 7K)... **2011-** picked up first career save on 8/26 vs. the AZL Angels (2.1IP).

Postseason: Cleveland (2016), Columbus (2015-16).

CAREER STATISTICS

Year Club	Class	W-L	ERA	G	GS	CG	SHO	SV	SVO	IP	H	R	ER	HR	HB	BB	K	AVG
11 AZL Indians	R	0-0	1.08	4	0	0	0	1	1	8.1	10	3	1	0	0	2	10	.278
12 Mahoning Valley	SS	3-4	4.09	14	14	0	0	0	0	66.0	82	42	30	3	1	17	40	.304
13 Lake County	A	6-9	3.42	24	23	0	0	0	0	126.1	142	62	48	10	5	18	91	.287
Carolina	A+	0-0	5.00	2	2	0	0	0	0	9.0	7	5	5	1	1	1	6	.206
14 Carolina	A+	13-3	2.58	25	25	2	0	0	0	160.1	128	56	46	12	5	25	127	.216
15 Akron	AA	10-7	3.51	22	22	2	2	0	0	141.0	145	63	55	8	8	16	89	.269
Columbus	AAA	2-0	4.20	5	5	0	0	0	0	30.0	38	14	14	1	1	6	16	.309
16 Columbus	AAA	11-8	3.70	24	24	2	1	0	0	143.1	156	67	59	15	6	23	92	.279
Cleveland	ML	1-0	1.64	4	1	0	0	0	0	11.0	6	2	2	0	0	0	6	.167
17 Lake County	A	1-0	2.57	1	1	0	0	0	0	7.0	7	2	2	0	0	1	4	.269
Columbus	AAA	10-5	3.03	19	18	1	0	0	0	116.0	116	40	39	19	5	25	85	.263
Cleveland	ML	2-0	1.74	5	4	0	0	0	0	20.2	26	6	4	0	0	4	7	.310
Minor League Totals		56-36	3.33	140	134	7	3	1	1	807.1	831	354	299	69	32	134	560	.267
Major League Totals		3-0	1.71	9	5	0	0	0	0	31.2	32	8	6	0	0	4	13	.267



JULIAN MERRYWEATHER RHP

BATS: R

THROWS: R

HT: 6-4

WGT: 200

BIRTHDATE: 10/14/91 (26); Berkeley, CA

RESIDES: Pleasanton, CA

ACQUIRED: Selected in the 5th round (158th overall) of the 2014 draft

Last Season

Began the year with Akron... allowed 5ER in 2.0IP on opening day vs. Bowie (game-time temp of 40 degrees)... posted 2.59ERA (48.2IP, 14ER) over eight starts following, good for 5th best in the Eastern League from 4/11-5/24... named EL Pitcher of the Week for 4/24-4/30, collecting a pair of wins (12.2IP, 7H, 3R, 3ER, 2BB, 11K)... had 10K in win at Binghamton on 5/12 (6.0IP, 2H, 1R, 0ER, 1BB)... transferred to Columbus for the remainder of the season on 5/29... made Triple-A debut on 5/30 at Scranton/WB (W, 8.0IP, 4H, 0R, 0ER, 0BB, 8K)... won each of next two starts, then went 0-7 with a 7.74ERA (57.0IP, 49ER) to finish the season (9.49ERA, 37.0IP, 39ER over last eight starts)... **had stint on DL with a tight lower back (6/23-7/7)**... following return from DL did not record more than 4.1IP in any of first five starts (topped out at 83 pitches)... following the season, added to the 40-man on 11/20.

Career Notes

Transactions: Selected by Cleveland in the 5th round (158th) of the 2014 draft... **2014-** Mahoning Valley (6/13-9/1)... **2015-** Lake County (4/10-9/7), **on the DL (5/26-6/19, strained left oblique; 8/28-9/7, bruised left shin)**... **2016-** Lynchburg (4/7-6/25), **on the DL (5/20-6/4, injury)**, Akron (6/26-9/5)... **2017-** Akron (4/6-5/28), Columbus (5/29-9/4), **on the DL (6/23-7/7, tight lower back)**.

Recognition: Midseason All-Star (2016- Carolina)... Pitcher of the Week (2017- Eastern, 4/24-4/30; 2016- Carolina, 5/9-5/15)... *Baseball America* (Cleveland: 2018- 17th, Best Fastball; 2017- 23rd, Best Fastball).

Highlights: **2016-** had 0ER in six of 11 starts with Lynchburg, took no-hit bid into the 6th vs. Hartford on 8/10 (ND, 8.0IP, 1H, 2R, 1ER, 0BB, 7K)... **2015-** recorded first career save on 8/1 vs. Great Lakes (4.0IP, 4H, 2R, 2ER, 1BB, 8K), notched 8.0IP in win (4H, 1R, 1ER, 0BB, 9K) at Lancaster on 8/19 (had not recorded more than 5.0IP in previous 32 games of career)... **2014-** threw 3.0 perfect innings (2K) in first career start on 6/22 at Auburn, allowed 2ER or fewer in 11 of 13 games.

Postseason: Akron (2016).

Personal: Attended Oklahoma Baptist University (Shawnee, OK)... is the highest drafted player in school history.

CAREER STATISTICS

Year	Club	Class	W-L	ERA	G	GS	CG	SHO	SV	SVO	IP	H	R	ER	HR	HB	BB	K	AVG
14	Mahoning Valley	SS	1-2	3.66	13	12	0	0	0	0	46.2	47	22	19	2	3	13	35	.260
15	Lake County	A	2-3	4.08	21	4	0	0	1	5	70.2	89	40	32	6	4	12	69	.299
16	Lynchburg	A+	8-2	1.03	11	11	0	0	0	0	61.0	47	14	7	4	1	15	58	.210
	Akron	AA	5-4	3.89	13	13	0	0	0	0	74.0	75	42	32	6	3	17	61	.255
17	Akron	AAA	4-2	3.38	9	9	0	0	0	0	50.2	37	21	19	3	5	10	52	.196
	Columbus	AAA	3-7	6.58	16	16	0	0	0	0	78.0	105	58	57	13	6	25	76	.327
	Minor League Totals		23-20	3.92	83	65	0	0	1	5	381.0	400	197	166	34	22	92	351	.265
	Major League Totals		0-0	-	0	0	0	0	0	0	0.0	0	0	0	0	0	0	0	-



JORDAN MILBRATH RHP

BATS: R

THROWS: R

HT: 6-6

WGT: 215

BIRTHDATE: 8/1/91 (26); Windom, MN

RESIDES: Sioux Falls, SD

ACQUIRED: Returned by Pittsburgh from the Rule 5 Draft on 3/27/18

Last Season

Split the season between Lynchburg and Akron after starting the year in extended spring training... joined Lynchburg on 5/1 and picked up win in season debut on 5/6 at Potomac (2.0IP, 1H, 1BB, 2K)... gave up 3ER in next appearance, 5/10 vs. Carolina (1.2IP), then had a 0.60ERA over next nine games (15.0IP, 9H, 5R, 1ER, 8BB, 20K)... recorded at least 2.0IP in seven of last eight games with Lynchburg and was sent to Akron for the rest of the year on 7/4... picked up a save in first game with Akron, on 7/4 at Harrisburg (3.0IP, 1H, 5K)... allowed 6ER in 2.1IP at Erie on 7/15, as ERA ballooned to 9.95... went 3-2 with a 2.28ERA (23.2IP, 19H, 10R, 6ER, 10BB, 21K) over the rest of the season, including three straight games with at least 3.0IP from 7/27-8/8.

Career Notes

Transactions: Selected by Cleveland in the 35th round (1.041st) of the 2013 draft... **2013-** AZL Indians (7/1-8/30), Lake County (8/31-9/3)... **2014-** Lake County (4/4-9/1)... **2015-** Lake County (4/10-9/7)... **2016-** Lynchburg (4/7-8/31), on the DL (8/19-8/31, undisclosed injury), Akron (9/1-9/5)... **2017-** Lynchburg (5/1-7/3), Akron (7/4-9/4)... selected by Pittsburgh from Cleveland in the Rule 5 Draft on 12/14/17... **2018-** returned by Pittsburgh to Cleveland on 3/27/18.

Recognition: Midseason All-Star (2014- Midwest).

Highlights: **2016-** posted a 2.20ERA over 25 games from 4/11-7/4 (41.0IP, 10ER), picked up the win in Double-A debut vs. Bowie on 9/5 (2.1IP, 1H, 2BB, 3K)... **2015-** had back to back starts of 0ER from 7/6-7/12 (13.0IP), won four straight games from 8/15-9/1 (23.0IP, 21H, 5R, 5ER, 7BB, 23K)... **2014-** tossed a shutout in season debut (also first career start) vs. Lansing on 4/5 (7.0IP, 2H, 2BB, 5K)... **2013-** picked up saves in each of first two games as a pro with a perfect inning on 7/3 vs. the AZL Royals (2K) and a pair of perfect innings on 7/6 at the AZL Reds (1K).

Postseason: None.

Personal: Attended Augustana College in Sioux Falls, South Dakota (no Major Leaguers).

CAREER STATISTICS

Year	Club	Class	W-L	ERA	G	GS	CG	SHO	SV	SVO	IP	H	R	ER	HR	HB	BB	K	AVG
13	AZL Indians	R	1-1	4.87	13	0	0	0	4	4	20.1	14	12	11	0	1	15	17	.189
	Lake County	A	0-1	81.00	1	0	0	0	0	0	0.1	1	4	3	0	0	2	0	.333
14	Lake County	A	3-12	3.95	26	23	1	1	0	0	125.1	127	65	55	8	5	49	77	.271
15	Lake County	A	7-11	4.54	27	26	0	0	0	0	140.2	167	79	71	15	3	46	130	.293
16	Lynchburg	A+	3-5	5.43	41	0	0	0	4	6	59.2	59	49	36	6	4	35	62	.247
	Akron	AA	1-0	0.00	1	0	0	0	0	0	2.1	1	0	0	0	0	2	3	.143
17	Lynchburg	A+	2-1	2.03	15	0	0	0	2	4	26.2	18	10	6	0	6	14	34	.194
	Akron	AA	3-2	3.90	15	0	0	0	2	4	30.0	30	20	13	5	4	11	29	.259
Minor League Totals			20-33	4.33	139	49	1	1	12	18	405.1	417	239	195	34	23	174	352	.266
Major League Totals			0-0	-	0	0	0	0	0	0	0.0	0	0	0	0	0	0	0	-



SHAWN MORIMANDO LHP

BATS: L **THROWS:** L

HT: 5-11 **WGT:** 195

BIRTHDATE: 11/20/92 (25); Canandaigua, NY

RESIDES: Virginia Beach, VA

ACQUIRED: Selected in the 19th round (578th overall) of the 2011 draft

Last Season

Pitched the entire season for Columbus... went 2-4 with a 7.11ERA (31.2IP, 43H, 26R, 25ER, 16BB, 20K) through first six starts... had OER in 13.OIP over next two starts (5/13-5/18), then allowed 4ER each in consecutive starts from 5/24-5/29 (12.OIP)... from 6/3 through the All-Star Break, went 6-0 with a 1.20ERA over seven starts (52.2IP, 43H, 10R, 7ER, 12BB, 40K)... stretch included first three complete game shutouts of career, all with 9.OIP (6/15 vs. Durham, 6/27 at Charlotte, 7/2 at Toledo)... had a career best 12K in shutout at Charlotte on 6/27 (5H, 0BB), netting a game score of 96 (highest in IL since Columbus' Tyler Cloyd had a 98 in a no-hitter on 7/30/14 vs. Louisville)... from 7/14 through the end of the season, went 1-4 with a 6.84ERA in nine starts (50.OIP, 64H, 46R, 38ER, 25BB, 48K)... tagged with the loss in a complete game at Norfolk on 7/30 (6.OIP, 7H, 4R, 4ER, 2BB, 9K)... led the IL in complete games (4) and shutouts (3), turning in the 2nd most shutouts in a season in franchise history.

Career Notes

Transactions: Selected by Cleveland in the 19th round (578th) of the 2011 draft... **2011-** AZL Indians (8/20-8/29)... **2012-** Lake County (5/6-9/3)... **2013-** Carolina (4/4-9/2)... **2014-** Carolina (4/3-5/29, 6/1-7/17), Akron (5/30-5/31, 7/18-9/1)... **2015-** Akron (4/9-9/7)... **2016-** Akron (4/7-7/1), Cleveland (7/2, 8/5), Columbus (7/3-8/4, 8/6-9/5)... **2017-** Columbus (4/6-9/4).

Recognition: Midseason All-Star (2016- Eastern)... Pitcher of the Week (2017- International, 6/12-6/18 & 6/26-7/2; 2013- Carolina, 5/27-6/2)... *Baseball America* Ranks (Cleveland: 2017- 19th, Best Slider; 2016- 17th; 2014- 22nd).

Highlights: **2016-** made Major League debut on 7/2 at Toronto (3.2IP, 6H, 2R, 2ER, 1BB, 4K), went 3-0 with a 0.00ERA (18.1IP, 13H, 5BB, 9K) from 7/27-8/9... **2015-** went 4-1 with a 1.87ERA (43.1IP, 35H, 11R, 9ER, 13BB, 38K) over seven starts from 7/16-8/18... **2014-** won Double-A debut vs. Harrisburg on 5/30 (6.OIP, 5H, OR, OER, 1BB, 6K), made 11 starts of at least 6.OIP and less than 2ER... **2013-** posted three consecutive scoreless starts from 5/24-6/3 (18.OIP, 8H, 6BB, 19K), part of a larger 23-inning scoreless streak (5/17-6/8)... **2012-** compiled a 2.83ERA (54.OIP, 17ER) over 10 starts from 6/7-7/29.

Postseason: Columbus (2016), Akron (2014), Lake County (2012).

Personal: Graduated from Ocean Lakes HS (Virginia Beach, VA).


CAREER STATISTICS

Year	Club	Class	W-L	ERA	G	GS	CG	SHO	SV	SVO	IP	H	R	ER	HR	HB	BB	K	AVG
11	AZL Indians	R	0-0	3.00	3	0	0	0	0	0	6.0	5	3	2	0	0	2	8	.227
12	Lake County	A	7-6	3.59	22	22	1	0	0	0	110.1	96	51	44	11	5	52	69	.239
13	Carolina	A+	8-13	3.73	27	27	1	0	0	0	135.0	115	68	56	8	3	76	102	.231
14	Carolina	A+	8-3	2.99	18	18	0	0	0	0	96.1	72	42	32	7	3	35	70	.203
	Akron	AA	2-6	3.83	10	10	0	0	0	0	56.1	63	31	24	2	0	17	38	.281
15	Akron	AA	10-12	3.18	28	28	0	0	0	0	158.2	139	62	56	9	1	65	128	.240
16	Akron	AA	10-3	3.09	16	16	0	0	0	0	93.1	77	34	32	5	3	36	73	.225
	Cleveland	ML	0-0	11.57	2	0	0	0	0	0	4.2	9	6	6	2	0	5	5	.409
	Columbus	AAA	5-2	3.51	11	11	0	0	0	0	59.0	64	26	23	5	2	21	46	.281
17	Columbus	AAA	10-9	4.41	26	26	4	3	0	0	159.1	177	91	78	22	4	57	128	.281
	Minor League Totals		60-54	3.57	161	158	6	3	0	0	874.1	808	408	347	69	21	361	662	.247
	Major League Totals		0-0	11.57	2	0	0	0	0	0	4.2	9	6	6	2	0	5	5	.409

JACK MURPHY

C

BATS: S **THROWS:** R
HT: 6-4 **WGT:** 235
BIRTHDATE: 4/6/88 (30); Lakeland, FL
RESIDES: Lakeland, FL
ACQUIRED: Signed as a minor league free agent on 1/22/18



2018 Clippers

Last Season

Started the year with Oklahoma City... hit .106 (7x66) through first 21 games and was **placed on the DL from 5/23-5/30**... returned for one game, on 6/4, and went back **on the DL from 6/5-6/16**... sent to Tulsa upon activation and went 4x24 over nine games... transferred to Oklahoma City for the rest of the season on 7/13... went 2x3 with a pair of doubles on 7/26 vs. Reno, but left game after taking a foul ball off the mask... **placed on the DL with a mild concussion on 7/27**... activated on 8/5.

Career Notes

Transactions: Selected by Toronto in the 31st round (940th) of the 2009 draft... **2009-** Auburn (6/19-7/16), GCL Blue Jays (7/17-8/31)... **2010-** Lansing (4/30-5/5), Auburn (6/19-9/5)... **2011-** Lansing (4/10-4/25, 5/11-9/5), New Hampshire (4/26-5/10)... **2012-** Dunedin (4/5-6/30, 7/11-9/2), New Hampshire (7/1-7/10)... **2013-** New Hampshire (4/4-7/10, 7/13-8/28), Buffalo (7/11-7/12, 8/29-9/2)... **2014-** Buffalo (4/3-4/17, 5/2-5/25, 7/10-7/16), New Hampshire (4/18-5/1, 5/26-7/9, 7/17-9/1), **on the DL (7/24-7/30)**... **2015-** New Hampshire (4/10-9/7), **on the DL (8/20-8/30)**... **traded by Toronto to Los Angeles (NL) on 9/30/15 to complete 9/13/15 trade for INF Darwin Barney**... **2016-** Oklahoma City (4/7-9/5)... **2017-** Oklahoma City (4/6-6/30, 7/13-9/4), **on the DL (5/23-5/30; 6/5-6/16; 7/27-8/2, concussion)**, Tulsa (7/1-7/12)... **2018-** signed by Cleveland as a minor league free agent on 1/22/18.

Single Game Career Highs			
Stat	#	Times	Last Time
R	3	3	6/9/15
H	4	1	6/30/16
2B	2	5	7/26/17
HR	2	1	4/14/15
RBI	4	2	5/3/15
Hit Streak	9	1	4/16-5/6/12
OB Streak	13	2	4/6-5/16/13

Recognition: Midseason All-Star (2015- Eastern).

Personal: Attended Princeton University... was an All-Ivy selection in 2008-09... played five seasons in the Australian League (2010-14), leading Canberra to the Championship in 2013.

		CAREER STATISTICS																	
Year	Club	Class	AVG	G	AB	R	H	2B	3B	HR	RBI	BB	K	SB	CS	OBP	SLG	SF	SAC
09	Auburn	SS	.279	19	61	7	17	3	0	2	8	11	8	0	0	.389	.426	0	0
	GCL Blue Jays	R	.261	28	88	12	23	8	0	1	14	11	17	1	1	.343	.386	0	0
10	Lansing	A	.000	2	2	0	0	0	0	0	1	1	0	0	0	.250	.000	1	0
	Auburn	SS	.224	35	116	8	26	9	0	3	12	8	29	0	0	.280	.379	0	0
11	New Hampshire	AA	.167	3	6	0	1	0	0	0	2	2	0	0	0	.375	.167	0	0
	Lansing	A	.222	50	162	14	36	11	0	3	24	21	43	0	2	.314	.346	1	0
12	New Hampshire	AA	.333	8	24	5	8	1	0	2	4	3	7	0	0	.393	.625	1	0
	Dunedin	A+	.223	86	278	31	62	13	1	10	51	35	67	0	0	.312	.385	5	2
13	New Hampshire	AA	.218	56	197	19	43	11	1	3	22	14	37	0	0	.269	.330	1	2
	Buffalo	AAA	.250	3	8	2	2	1	0	0	1	0	2	0	0	.250	.375	0	0
14	Buffalo	AAA	.206	11	34	3	7	3	0	0	2	5	7	0	0	.308	.294	0	0
	New Hampshire	AA	.225	42	129	19	29	4	0	6	15	15	30	0	0	.310	.395	0	1
15	New Hampshire	AA	.220	85	286	34	63	14	2	3	31	37	58	0	1	.309	.315	3	1
16	Oklahoma City	AAA	.250	73	208	23	52	7	0	3	24	36	55	0	0	.358	.327	2	4
17	Tulsa	AA	.167	9	24	0	4	0	0	0	0	3	6	0	0	.259	.167	0	0
	Oklahoma City	AAA	.137	48	139	6	19	7	0	0	13	17	38	0	1	.233	.187	2	1
Minor League Totals			.222	558	1762	183	392	92	4	36	222	219	406	1	5	.309	.341	16	11
Major League Totals			-	0	0	0	0	0	0	0	0	0	0	0	0	-	-	0	0

TAYLOR MURPHY OF

BATS: L **THROWS:** R
HT: 6-2 **WGT:** 200
BIRTHDATE: 11/3/92 (25); Visalia, CA
RESIDES: Solano Beach, CA
ACQUIRED: Selected in the 18th round (548th overall) of the 2014 draft



Last Season

Began the season on the DL for Akron after suffering a UCL tear in right thumb on final day of spring training (had surgery on 4/28)... sent to the AZL Indians for rehab on 7/23... joined Akron on 8/3... homered in first game, 8/4 at Reading, collecting 3RBI... following 3-hit game vs. New Hampshire on 8/8, batted .164 (11x67) over the final 20 games of the season.

Career Notes

Transactions: Selected by Cleveland in the 18th round (548th) of the 2014 draft... **2014-** Mahoning Valley (6/17-9/1)... **2015-** Lake County (4/15-9/7)... **2016-** Lynchburg (4/7-5/12, 6/9-9/5), Akron (5/13-6/8)... **2017-** Akron (4/6-9/4), **on the DL (4/6-8/2, right thumb surgery), rehab with AZL Indians (7/23-8/2).**

Recognition: Midseason All-Star (2014- New York-Penn).

Highlights: **2016-** had a 15 game hit streak from 4/12-5/2 (.358, 19x53, 3HR, 14RBI), hit 6HR over 62AB from 7/18-8/4... **2015-** went 4x6 with a HR and 4RBI on 5/11 at Fort Wayne, had 4-hit game and scored four times at West Michigan on 6/30... **2014-** hit first career homer on 7/9 at Hudson Valley.

Postseason: Lynchburg (2016), Aguadilla (PWL, 2016).

Personal: Attended the University of the Pacific.

Single Game Career Highs			
Stat	#	Times	Last Time
R	4	1	6/30/15
H	4	2	6/30/15
2B	2	5	8/13/16
RBI	4	2	7/18/16
Hit Streak	15	1	4/12-5/2/16
OB Streak	18	1	4/8-5/2/16

CAREER STATISTICS

Year	Club	Class	AVG	G	AB	R	H	2B	3B	HR	RBI	BB	K	SB	CS	OBP	SLG	SF	SAC
14	Mahoning Valley	SS	.262	53	187	23	49	9	1	3	23	26	37	1	1	.361	.369	2	0
15	Lake County	A	.258	115	407	76	105	21	0	8	51	66	98	3	4	.364	.369	4	4
16	Akron	AA	.235	21	81	14	19	6	0	2	7	13	27	2	0	.367	.383	0	0
	Lynchburg	A+	.267	99	359	51	96	22	3	12	55	46	110	3	5	.354	.446	4	0
17	AZL Indians	R	.304	7	23	3	7	0	1	0	3	2	3	2	4	.385	.391	0	0
	Akron	AA	.203	25	79	13	16	1	0	3	13	13	29	3	1	.344	.329	0	0
Minor League Totals			.257	320	1136	180	292	59	5	28	152	166	305	12	11	.359	.392	10	4
Major League Totals			-	0	0	0	0	0	0	0	0	0	0	0	0	-	-	0	0

MIKE NAPOLI INF

BATS: R **THROWS:** R
HT: 6-1 **WGT:** 225
BIRTHDATE: 10/31/81 (36); Hollywood, FL
RESIDES: Pembroke Pines, FL
ACQUIRED: Signed as a minor league free agent on 2/28/18



Last Season

Played for Texas... had 2HR, 4RBI games on 5/11 vs. San Diego and 6/17 vs. Seattle... **on the DL with a strained lower back (6/4-6/15)** and rehabbed with Frisco for one game (6/15)... homered in four straight from 7/1-7/4 (7RBI)... went 2x5 with a double, HR and 5RBI vs. Chicago (AL) on 8/19.

Career Notes

Transactions: Selected by Anaheim in the 17th round (500th) of the 2000 draft... **2006-** Los Angeles (5/4-9/30)... **2007-** Los Angeles (4/2-9/30), **on the DL (7/2-7/19, sprained left ankle; 7/28-9/4, strained right hamstring)**... **2008-** Los Angeles (3/31-9/28), **on the DL (7/7-8/6, sore right shoulder), rehab with Rancho Cucamonga (8/1-8/6)**... **2009-** Los Angeles (4/8-10/4)... **2010-** Los Angeles (4/7-10/2)... **2011-** traded by Los Angeles (AL) with OF Juan Rivera to Toronto for OF Vernon Wells on 1/21/11... traded by Toronto to Texas for RHP Frank Francisco on 1/25/11... Texas (4/1-9/28), **on the DL (6/12-7/3, strained left oblique), rehab with Round Rock (6/30-7/3)**... **2012-** Texas (4/6-10/3), **on the DL (8/11-9/14, strained left quadriceps), rehab with Frisco (9/11-9/14)**... **2013-** signed by Boston as a Major League free agent on 1/22/13... Boston (4/1-9/29)... **2014-** Boston (3/31-9/28), **on the DL (5/25-6/7, sprained finger on left hand)**... **2015-** Boston (4/6-8/6)... traded by Boston to Texas for cash on 8/7/15... Texas (8/7-10/3)... **2016-** signed by Cleveland as a Major League free agent on 1/5/16... Cleveland (4/5-10/2)... **2017-** signed by Texas as a Major League free agent on 2/16/17... Texas (4/3-10/1), **on the DL (6/4-6/15, strained lower back), rehab with Frisco (6/15)**... **2018-** signed by Cleveland as a minor league free agent on 2/28/18.

CAREER STATISTICS

Year	Club	Class	AVG	G	AB	R	H	2B	3B	HR	RBI	BB	K	SB	CS	OBP	SLG	SF	SAC
00	Butte	R	.231	10	26	3	6	2	0	0	3	8	8	1	0	.400	.308	1	1
01	Cedar Rapids	A	.232	43	155	23	36	10	1	5	18	24	54	3	2	.341	.406	1	1
	Rancho Cuca.	A+	.200	7	20	3	4	0	0	1	4	8	11	0	0	.429	.350	0	0
02	Cedar Rapids	A	.251	106	362	57	91	19	1	10	50	62	104	6	5	.362	.392	6	0
03	Rancho Cuca.	A+	.267	47	165	28	44	10	1	4	26	23	32	5	0	.364	.412	3	0
04	Rancho Cuca.	A+	.282	132	482	94	136	29	4	29	118	88	166	9	5	.393	.539	8	1
05	Arkansas	AA	.237	131	439	96	104	22	2	31	99	88	140	12	4	.372	.508	5	0
06	Salt Lake	AAA	.244	21	78	12	19	6	0	3	10	8	29	1	1	.344	.436	0	0
	Los Angeles (AL)	ML	.228	99	268	47	61	13	0	16	42	51	90	2	3	.360	.455	1	0
07	Los Angeles (AL)	ML	.247	75	219	40	54	11	1	10	34	33	63	5	2	.351	.443	5	1
08	Rancho Cuca.	A+	.571	5	14	3	8	3	0	1	4	2	2	0	0	.588	1.000	1	0
	Los Angeles (AL)	ML	.273	78	227	39	62	9	1	20	49	35	70	7	3	.374	.586	6	1
09	Los Angeles (AL)	ML	.272	114	382	60	104	22	1	20	56	40	103	3	3	.350	.492	3	0
10	Los Angeles (AL)	ML	.238	140	453	60	108	24	1	26	68	42	137	4	2	.316	.468	4	0
11	Round Rock	AAA	.267	4	15	3	4	1	0	3	9	2	4	0	0	.333	.933	1	0
	Texas	ML	.320	113	369	72	118	25	0	30	75	58	85	4	2	.414	.631	2	0
12	Texas	ML	.227	108	352	53	80	9	2	24	56	56	125	1	0	.343	.469	2	0
13	Boston	ML	.259	139	498	79	129	38	2	23	92	73	187	1	1	.360	.482	1	0
14	Boston	ML	.248	119	415	49	103	20	0	17	55	78	133	3	2	.370	.419	3	0
15	Boston	ML	.207	98	329	37	68	18	1	13	40	45	99	3	1	.307	.386	1	0
	Texas	ML	.295	35	78	9	23	2	0	5	10	12	19	0	2	.396	.513	0	0
16	Cleveland	ML	.239	150	557	92	133	22	1	34	101	78	194	5	1	.335	.465	5	0
17	Frisco	AA	.000	1	4	0	0	0	0	0	0	2	0	0	0	.000	.000	0	0
	Texas	ML	.193	124	425	60	82	11	1	29	66	49	163	1	2	.285	.428	3	0
	Minor League Totals		.257	507	1760	322	452	102	9	87	341	313	552	37	17	.373	.473	26	3
	Major League Totals		.246	1392	4572	697	1125	224	11	267	744	650	1468	39	24	.346	.475	36	2

TYLER NAQUIN OF

BATS: L **THROWS:** R
HT: 6-2 **WGT:** 190
BIRTHDATE: 4/24/91 (26); Spring, TX
RESIDES: Iola, TX
ACQUIRED: Selected in the 1st round (15th overall) of the 2012 draft



2018 Clippers

Last Season

Made the opening day roster for Cleveland... appeared in six games and optioned on 4/13... hit safely in first 14 games with Columbus (.396, 21x53) before getting **placed on the DL on 5/3 with a tight lower back**... activated on 6/13, played 21 games with Columbus until the All-Star Break and was recalled on 7/14... played in three games and was optioned on 7/17... hit walk-off HR vs. Syracuse on 7/20... recalled to Cleveland for the rest of the season on 9/5.

Career Notes

Transactions: Selected by Baltimore in the 33rd round of the 2009 draft... selected by Cleveland in the 1st round (15th) of the 2012 draft... **2012-** Mahoning Valley (6/20-9/3), **on the DL (8/3-8/31, strained back)**, Lake County (9/4-9/10, playoffs)... **2013-** Carolina (4/5-8/13), Akron (8/14-9/2)... **2014-** Akron (4/3-9/1), **on the DL (6/28-9/1, fractured left hand, required surgery)**... **2015-** Akron (4/9-6/8), **on the DL (4/9-4/23, recovering from left hand surgery)**, Columbus (6/9-9/7), **on the DL (7/30-8/15, concussion; 8/25-9/7, strained right hip)**... **2016-** Cleveland (4/5-5/6, 5/13-5/17, 6/1-10/2), Columbus (5/7-5/12, 5/18-5/31)... **2017-** Cleveland (4/3-4/12, 7/14-7/16, 9/5-10/1), Columbus (4/13-7/13, 7/17-9/4), **on the DL (5/3-6/12, tight lower back)**.

Single Game Career Highs			
Stat	#	Times	Last Time
R	4	2	5/17/15
H	4	3	8/19/15
2B	2	11	8/16/17
3B	2	1	4/22/14
HR	2	1	7/20/16*
RBI	6	1	7/20/16*
SB	2	3	5/3/15
Hit Streak	17	1	5/29-6/15/14
OB Streak	26	1	5/31-7/3/13

* - in MLB

Recognition: Rookie of the Month (2016- American, June & July)... Postseason All-Star (2013- Arizona Fall)... Midseason All-Star (2013- Carolina)... Batter of the Week (2013- Carolina, 7/22-7/28)... *Baseball America* Ranks (Cleveland: 2016- 6th, Best Outfield Arm; 2015- 6th, Best Outfield Arm; 2014- 4th, Best Defensive Outfielder, Best Outfield Arm; 2013- 3rd, Best Outfield Arm).

Highlights: **2016-** Major League debut on 4/5 vs. Boston (0x1, K), HR in three straight vs. Kansas City (6/3-6/5), 2HR and 6RBI at Kansas City on 7/20, walk-off inside-the-park HR vs. Toronto on 8/19, 3rd in AL ROY voting... **2015-** 15 game hit streak from 5/24-6/10... **2014-** 17 game hit streak from 5/29-6/15, 4-hit game on 5/29 at Bowie... **2013-** 3x4 with a HR and 4RBI on 4/5 vs. Winston-Salem, 10 game hit streak from 5/9-5/18, grand slam on 6/11 vs. Potomac... **2012-** hit .353 (6x17) in the MWL Playoffs.

Postseason: Cleveland (2016), Lake County (2012), Cibao (DWL, 2014), Surprise (AFL, 2013).

		CAREER STATISTICS																	
Year	Club	Class	AVG	G	AB	R	H	2B	3B	HR	RBI	BB	K	SB	CS	OBP	SLG	SF	SAC
12	Mahoning Valley	SS	.270	36	137	22	37	11	2	0	13	17	26	4	3	.379	.380	0	0
13	Carolina	A+	.277	108	448	69	124	27	6	9	42	41	112	14	7	.345	.424	1	2
	Akron	AA	.225	18	80	9	18	3	0	1	6	5	22	1	3	.271	.300	0	0
14	Akron	AA	.313	76	304	54	95	12	5	4	30	29	71	14	3	.371	.424	5	1
15	Akron	AA	.348	34	141	16	49	12	1	1	10	15	24	7	1	.419	.468	1	0
	Columbus	AAA	.263	50	186	34	49	13	0	6	17	25	49	6	2	.353	.430	2	3
16	Columbus	AAA	.286	17	70	6	20	3	1	1	8	8	15	1	2	.354	.400	1	0
	Cleveland	ML	.296	116	321	52	95	18	5	14	43	36	112	6	3	.372	.514	2	2
17	Columbus	AAA	.298	80	295	42	88	14	4	10	51	30	71	5	2	.359	.475	4	1
	Cleveland	ML	.216	19	37	4	8	2	0	0	1	2	9	0	1	.250	.270	1	0
	Minor League Totals		.289	419	1661	252	480	95	19	32	177	170	390	52	23	.359	.427	14	7
	Major League Totals		.288	135	358	56	103	20	5	14	44	38	121	6	4	.360	.489	3	2



ALEXI OGANDO RHP

BATS: R **THROWS:** R

HT: 6-4 **WGT:** 200

BIRTHDATE: 10/5/83 (34); San Pedro de Macoris, DR

RESIDES: San Pedro de Macoris, DR

ACQUIRED: Signed as a minor league free agent on 12/21/17

Last Season

Spent the season in Korea, pitching for the Hanwha Eagles (61-81, 8th of 10 teams)... was teammates with former Major Leaguers Wilin Rosario and Carlos Villanueva... posted an ERA of 3.93 (25th best) in a league where the average was 4.98.

Career Notes

Transactions: Signed by Oakland as a non-drafted free agent on 3/26/02... **2003-** AZL Athletics (6/22-8/30)... **2004-** Vancouver (6/18-6/30), AZL Athletics (7/1-8/30)... **2005-** selected by Texas from Oakland in the Rule 5 Draft on 12/8/05... **2006-** DSL Rangers (6/3-8/23)... **2007-** DSL Rangers (6/2-8/21)... **2009-** DSL Rangers (7/1-8/18)... **2010-** Frisco (4/8-5/10), Oklahoma City (5/11-6/11), Texas (6/12-10/3)... **2011-** Texas (4/1-9/28)... **2012-** Texas (4/6-10/3), on the DL (6/11-7/15, strained right groin), rehab with Frisco (7/11-7/15)... **2013-** Texas (3/31-9/30), on the DL (5/16-6/4, sore right biceps; 6/6-7/22, sore right shoulder; 8/14-9/3, sore right shoulder), rehab with Round Rock (6/4, 7/6-7/22)... **2014-** Texas (3/31-9/28), on the DL (6/4-9/28, sore right elbow)... **2015-** signed by Boston as a Major League free agent on 1/30/15... Boston (4/6-10/4)... **2016-** signed by Atlanta as a Major League free agent on 1/7/16... Atlanta (4/4-6/26)... signed by Arizona as a minor league free agent on 7/11/16... Reno (7/20-8/1)... **2017-** signed by Cleveland as a minor league free agent on 12/21/17.

Recognition: Midseason All-Star (2011- American).

Postseason: Texas (2010-11).

Personal: Signed with Oakland as an outfielder named Argenis Benitez in 2002... hit .297 with 14HR in 390AB in the Oakland organization before converting to pitcher with Texas... did not play in the U.S. from 2005-09 due to visa issues.

CAREER STATISTICS

Year	Club	Class	W-L	ERA	G	GS	CG	SHO	SV	SVO	IP	H	R	ER	HR	HB	BB	K	AVG
06	DSL Rangers	1 R	5-0	0.52	16	0	0	0	2	3	34.2	24	3	2	0	0	4	48	.198
07	DSL Rangers	1 R	6-1	0.96	15	0	0	0	3	7	28.0	25	4	3	1	1	7	35	.248
08																			
09	DSL Rangers	1 R	0-2	2.45	10	0	0	0	2	2	18.1	16	8	5	0	0	1	31	.229
10	Frisco	AAA	0-0	1.15	7	3	0	0	0	0	15.2	4	2	2	1	0	5	21	.078
	Oklahoma City	AAA	0-0	3.00	11	0	0	0	1	3	15.0	10	7	5	0	0	6	21	.175
	Texas	ML	4-1	1.30	44	0	0	0	0	2	41.2	31	6	6	2	1	16	39	.208
11	Texas	ML	13-8	3.51	31	29	1	1	0	0	169.0	149	73	66	16	7	43	126	.234
12	Round Rock	AAA	0-0	0.00	2	1	0	0	0	0	3.0	1	0	0	0	0	0	5	.100
	Texas	ML	2-0	3.27	58	1	0	0	3	6	66.0	49	26	24	9	2	17	66	.203
13	Frisco	AA	1-0	0.00	1	1	0	0	0	0	6.0	4	2	0	1	0	0	4	.190
	Round Rock	AAA	0-1	6.23	3	3	0	0	0	0	13.0	12	9	9	4	0	4	4	.240
	Texas	ML	7-4	3.11	23	18	0	0	0	0	104.1	87	38	36	11	5	41	72	.231
14	Texas	ML	2-3	6.84	27	0	0	0	1	2	25.0	33	19	19	1	1	15	22	.314
15	Boston	ML	3-1	3.99	64	0	0	0	0	0	65.1	59	29	29	12	3	28	53	.242
16	Atlanta	ML	2-1	3.94	36	0	0	0	0	0	32.0	32	18	14	2	1	23	29	.274
	Reno	AAA	1-0	13.50	6	0	0	0	0	0	5.1	10	8	8	0	0	7	2	.417
17	Hanwha	KBO	10-5	3.93	19	19	0	0	0	0	110.0	115	53	48	8	0	30	74	-
	Minor League Totals		13-4	2.20	71	8	0	0	8	15	139.0	106	43	34	7	1	34	171	.210
	Major League Totals		33-18	3.47	283	48	1	1	4	10	503.1	440	209	194	53	20	183	407	.235



TYLER OLSON LHP

BATS: R **THROWS:** L
HT: 6-3 **WGT:** 205
BIRTHDATE: 10/2/89 (28); Spokane, WA
RESIDES: Spokane, WA
ACQUIRED: Claimed off waivers from Kansas City on 7/9/16

Last Season

Started the season with Columbus... had a 7.00ERA (9.0IP, 7ER) through first seven games, then did not allow a run over seven from 4/25-5/12 (10.0IP, 3H, 2BB, 16K)... **placed on the DL with a lacerated finger on 6/4**... activated on 6/17 and posted a 2.31ERA (11.2IP, 3ER, 3HR) over 12 games upon return, including a pair of saves on 7/4 and 7/5 vs. Indianapolis... had contract purchased on 7/20... pitched in two games (1.0IP, 1H, K) and was optioned on 7/26... pitched once and was recalled for the rest of the year on 7/31... did not allow a run over all 30 appearances with Cleveland (20.0IP), 10 of which were to face a single batter (retired batter six times)... pitched in three games of the ALDS (2.0IP, 1H, 2K).

Career Notes

Transactions: Selected by Oakland in the 17th round of the 2012 draft, did not sign... selected by Seattle in the 7th round (207th) of the 2013 draft... **2013-** Everett (6/14-9/2)... **2014-** High Desert (4/3-4/30), Jackson (5/1-9/1)... **2015-** Seattle (4/6-6/1), **on the DL (5/3-6/1, bruised right knee)**, Tacoma (6/2-9/7)... **traded by Seattle to Los Angeles (NL) for cash on 12/18/15...** **2016-** **traded by Los Angeles (NL) with INF Ronald Torreyes to New York (AL) for INF Rob Segedin on 1/12/16...** Scranton/WB (4/7-4/14, 4/16-5/11, 5/13-6/6), New York (4/15, 5/12)... **claimed by Kansas City off waivers from New York (AL) on 6/14/16...** Omaha (6/15-7/4)... **claimed by Cleveland off waivers from Kansas City on 7/9...** Columbus (7/10-8/3, 8/14-9/5), **on the DL (8/17-8/31, illness)**... **2017-** Columbus (4/6-7/19, 7/26-7/30), **on the DL (6/4-6/16, lacerated finger)**, Cleveland (7/20-7/25, 7/31-10/1).

Recognition: Pitcher of the Week (2013- Northwest, 7/9-7/15).

Highlights: **2016-** made three scoreless appearances in the IL Playoffs (2.0IP, 2H, 4K)... **2015-** made Major League debut vs. Los Angeles (AL) on 4/7 (0.2IP, one pitch)... **2014-** went 7-2 with a 2.15ERA from 7/17-8/30... **2013-** took no-hitter into 6th (bullpen lost it) of second career start vs. Hillsboro on 6/22 (5.0IP, 1BB, 3K), recorded complete game shutout (9.0IP, 1H, 1BB, 10K) on 7/10 at Eugene (perfect through 5.2), earned first career save on 8/28 at Spokane (2.1IP).

Postseason: Columbus (2016), Everett (2013), Cibao (DWL, 2015).

Personal: Attended Gonzaga University... named West Coast Conference Pitcher of the Year in 2013.

		CAREER STATISTICS																	
Year	Club	Class	W-L	ERA	G	GS	CG	SHO	SV	SVO	IP	H	R	ER	HR	HB	BB	K	AVG
13	Everett	SS	2-4	4.33	18	18	1	1	1	4	54.0	61	33	26	1	3	20	48	.282
14	High Desert	A+	2-1	3.13	5	5	0	0	0	0	23.0	21	8	8	0	1	10	27	.236
	Jackson	AA	10-7	3.52	22	22	1	0	0	0	125.1	126	55	49	8	7	25	100	.260
15	Seattle	ML	1-1	5.40	11	0	0	0	0	0	13.1	18	8	8	2	1	10	8	.346
	Tacoma	AAA	3-5	4.47	25	6	0	0	1	3	54.1	61	40	27	7	2	17	53	.276
16	New York (AL)	ML	0-0	6.75	1	0	0	0	0	0	2.2	3	2	2	0	0	2	0	.300
	Scranton/WB	AAA	1-2	5.27	11	3	0	0	0	0	27.1	31	17	16	2	1	8	21	.290
	Omaha	AAA	0-0	2.84	5	0	0	0	0	0	6.1	10	3	2	1	0	2	2	.357
	Columbus	AAA	1-0	5.91	9	0	0	0	0	0	10.2	12	9	7	1	1	6	10	.273
17	Columbus	AAA	2-0	3.21	34	0	0	2	2	2	42.0	28	16	15	7	3	12	54	.189
	Cleveland	ML	1-0	0.00	30	0	0	0	1	1	20.0	13	0	0	0	0	1	6	18
Minor League Totals			21-19	3.94	129	44	2	1	4	9	343.0	350	181	150	27	18	100	315	.262
Major League Totals			2-1	2.50	42	0	0	0	1	1	36.0	34	10	10	2	2	18	26	.260



R.C. ORLAN LHP

BATS: R **THROWS:** L

HT: 6-0 **WGT:** 216

BIRTHDATE: 9/28/90 (27); Glen Allen, VA

RESIDES: Glen Allen, VA

ACQUIRED: Selected from Washington in the minor league phase of the 2017 Rule 5 Draft

Last Season

Started the year with Potomac... pitched in three games (6.0IP, 6H, 1R, 1ER, 2BB, 4K) and was sent to Harrisburg on 4/18... allowed a run in Double-A debut, 4/21 vs. Bowie (1.0IP), then ran off six straight scoreless appearances from 4/26-5/8 (5.1IP, 3H, 2BB, 9K)... from 5/27-7/14, posted an 8.18ERA (11.0IP, 10ER) over 13 games... returned to Potomac for the rest of the season on 7/17... recorded saves in three straight games from 7/24-7/31 (5.0IP, 0ER)... pitched in 10 games in August and September, allowing a 5.27ERA (13.2IP, 8ER) to end the season... selected by Cleveland with the 25th pick in the Triple-A portion of the 2017 Rule 5 Draft.

Career Notes

Transactions: Selected by Los Angeles (NL) in the 44th round of the 2009 draft, did not sign... selected by Washington in the 30th round (924th) of the 2012 draft... **2013-** Auburn (6/17-9/4)... **2014-** Hagerstown (5/7-6/2), Auburn (6/3-9/1)... **2015-** Hagerstown (4/9-7/24, 7/27-8/5), Potomac (7/25-7/26, 8/6-9/7)... **2016-** Potomac (4/7-9/5)... **2017-** Potomac (4/6-4/17, 7/17-9/4), Harrisburg (4/18-7/16)... selected by Cleveland from Washington in the minor league phase of the 2017 Rule 5 Draft.

Recognition: None.

Highlights: **2016-** perfect in six save attempts and posted a 0.64ERA over 11 games from 4/22-5/28 (14.0IP, 1ER)... **2015-** had a 1.84ERA (49.0IP, 10ER) over 26 games from 5/12-8/25... **2014-** picked up first career save on 7/5 at Williamsport (1.0IP, 1H, 1K)... **2013-** started career with a pair of scoreless starts (9.0IP, 5H, 6BB, 7K), had a 1.23ERA over final five games (22.0IP, 3ER).

Postseason: Potomac (2016).


Personal: Full name is Robert Charles Orlan... pitched for Israel in the 2017 World Baseball Classic... attended the University of North Carolina... pitched for Bourne in the Cape Cod League in 2010... father, Adam, ran track at the University of Michigan.

CAREER STATISTICS

Year	Club	Class	W-L	ERA	G	GS	CG	SHO	SV	SVO	IP	H	R	ER	HR	HB	BB	K	AVG
13	Auburn	SS	1-5	3.65	13	11	0	0	0	0	56.2	54	27	23	2	4	22	47	.256
14	Hagerstown	A	0-2	6.28	6	0	0	0	0	0	14.1	17	10	10	3	1	7	21	.288
	Auburn	SS	1-0	4.19	17	0	0	0	1	1	34.1	35	17	16	4	3	11	37	.254
15	Hagerstown	A	3-1	3.23	27	1	0	0	4	5	55.2	53	24	20	3	0	20	68	.254
	Potomac	A+	0-0	2.20	8	0	0	0	1	1	16.1	12	5	4	2	0	8	17	.203
16	Potomac	A+	5-6	3.93	41	0	0	0	9	14	52.2	39	26	23	3	0	46	46	.211
17	Harrisburg	AA	1-3	5.09	25	0	0	0	1	1	23.0	26	14	13	5	1	10	24	.277
	Potomac	A+	2-1	3.21	19	0	0	0	5	7	28.0	20	11	10	4	2	6	29	.196
Minor League Totals			13-18	3.81	156	12	0	0	20	29	281.0	256	134	119	26	11	130	289	.242
Major League Totals			0-0	-	0	0	0	0	0	0	0.0	0	0	0	0	0	0	0	-

MIKE PAPI OF

BATS: L **THROWS:** R
HT: 6-2 **WGT:** 190
BIRTHDATE: 9/19/92 (25); Scranton, PA
RESIDES: Tunkhannock, PA
ACQUIRED: Selected in the supplemental 1st round (38th overall) of the 2014 draft



2018 Clippers

Last Season

Began the season with Akron... had an 11 game hit streak from 5/3-5/15, batting .368 (14x38)... homered in consecutive games on 5/17 vs. Richmond (3RBI) and 5/19 at Hartford (2RBI)... transferred to Columbus on 5/28, was hitting .288/.390/.438 with 5HR and 19RBI at the time... went 2x5 with an RBI in Triple-A debut, on 5/28 vs. Norfolk (had 11RBI in first 11 games with Columbus)... forced into CF duty on 6/1, playing nine games there over the next two weeks (had appeared in CF twice in career previous)... went 2x4 with a double, a HR and 4RBI on 6/5 vs. Louisville... returned to Akron on 6/24... struggled to a .224 average in July (15x67), but maintained a .381OBP (16BB)... sent back to Columbus for the remainder of the season on 8/23... had three straight 2-hit games from 8/30-9/1 (1HR, 5RBI)... combined between Akron and Columbus, batted .330 (34x103) with 4HR against lefties and .234 (73x312) with 8HR versus right-handers.

Career Notes

Transactions: Selected by Cleveland in the supplemental 1st round (38th) of the 2014 draft... **2014-** Mahoning Valley (7/8-7/15), Lake County (7/16-9/1)... **2015-** Lynchburg (4/9-9/7)... **2016-** Lynchburg (4/7-5/31), Akron (6/1-9/5)... **2017-** Akron (4/6-5/27, 6/24-8/22), Columbus (5/28-6/23, 8/23-9/4).

Single Game Career Highs			
Stat	#	Times	Last Time
R	3	2	7/19/17
H	4	1	6/11/15
2B	3	1	8/11/15
HR	2	1	4/16/16
RBI	6	1	7/5/16
SB	2	1	7/9/15
Hit Streak	16	1	6/26-7/13/15
OB Streak	32	1	6/27-8/8/17

Recognition: Batter of the Week (2016- Carolina, 4/11-4/17)... *Baseball America* (Cleveland: 2016- 19th, Best Tool; 2015- 5th, Best Strike Zone Discipline).

Highlights: **2016-** had 2HR and 2RBI on 4/16 at Frederick, hit .357/.400/.607 with 2HR and 8RBI in the Eastern League Playoffs... **2015-** had a 4-hit game on 6/11 at Salem, had a 16 game hit streak from 6/26-7/13 (.404, 23x57, 2HR, 13RBI), led the Carolina League with 81BB, went 4x8 with a HR and 2RBI in the CL Playoffs... **2014-** homered for first time on 7/18 at Cedar Rapids, hit .340 (17x50) from 8/8-8/23, went 4x9 with a HR and an RBI in the Midwest League Playoffs.

Postseason: Akron (2016), Lynchburg (2015), Lake County (2014).

Personal: Attended the University of Virginia and was teammates with Kyle Crockett.

CAREER STATISTICS

Year	Club	Class	AVG	G	AB	R	H	2B	3B	HR	RBI	BB	K	SB	CS	OBP	SLG	SF	SAC
14	Mahoning Valley	SS	.222	2	9	2	2	0	0	0	3	0	0	0	0	.222	.222	0	0
	Lake County	A	.178	39	135	21	24	4	0	3	15	26	32	2	0	.305	.274	3	1
15	Lynchburg	A+	.236	127	416	53	98	34	2	4	45	81	118	6	7	.362	.356	3	2
16	Lynchburg	A+	.236	40	140	22	33	9	0	7	18	30	42	0	1	.370	.450	2	0
	Akron	AA	.228	78	259	33	59	16	2	8	40	41	72	4	0	.340	.398	2	2
17	Akron	AA	.267	87	296	50	79	13	0	10	37	50	61	5	2	.374	.412	2	2
	Columbus	AAA	.235	37	119	20	28	5	0	2	18	20	25	1	1	.354	.328	4	1
	Minor League Totals		.235	410	1374	201	323	81	4	34	176	248	350	18	11	.354	.374	16	6
	Major League Totals		-	0	0	0	0	0	0	0	0	0	0	0	0	-	-	0	0



NICK PASQUALE RHP

BATS: R **THROWS:** R

HT: 6-0 **WGT:** 190

BIRTHDATE: 10/27/90 (27); Antioch, CA

RESIDES: Walnut Creek, CA

ACQUIRED: Selected in the 20th round (623rd overall) of the 2012 draft

Last Season

Began the year with Akron... was 3-2 with a 2.95ERA (39.2IP, 27H, 13R, 13ER, 16BB, 36K) through first seven starts... beginning with start on 5/21 at Hartford, went 0-4 with an 8.58ERA (28.1IP, 42H, 31R, 27ER, 13BB, 25K) over next seven games... despite poor stretch, sent to Columbus for spot start on 6/29 at Charlotte (L, 3.2IP, 4H, 3R, OER, 2BB, 3K)... upon return to Akron, allowed 11ER in 9.1IP over four games and was sent to Lynchburg on 7/24... won first game, vs. Winston-Salem on 7/27 (5.0IP, 3H, 0R, 0ER, 0BB, 6K), and returned to Akron on 7/31... made one start and was sent back to Lynchburg for the rest of the year on 8/4... placed in the bullpen for the rest of the season on 8/14.

Career Notes

Transactions: Selected by Cleveland in the 20th round (623rd) of the 2012 draft... **2012-** Mahoning Valley (6/18-6/21, 7/14-7/27), AZL Indians (6/22-7/13), Lake County (7/28-9/3)... **2013-** Lake County (4/4-5/12), Carolina (5/13-9/2)... **2014-** missed entire season due to a strained right shoulder... **2015-** Lake County (4/10-4/13, 4/19-4/28, 4/30, 5/12-9/7), Lynchburg (4/14-4/18, 5/1-5/11), Akron (4/29)... **2016-** Lynchburg (5/3-6/17, 6/26-7/1), Akron (6/18-6/25, 7/2-7/21, 7/25-9/5), Columbus (7/22-7/24)... **2017-** Akron (4/6-6/28, 6/30-7/23, 7/31-8/3), Columbus (6/29), Lynchburg (7/24-7/30, 8/4-9/4).

Recognition: None.

Highlights: **2016-** won Triple-A debut vs. Pawtucket on 7/22 (6.2IP, 2H, 0R, 0ER, 3BB, 2K), went 1-0 with a 0.66ERA in the EL Playoffs (13.2IP, 11H, 2R, 2ER, 3BB, 8K)... **2015-** did not allow a run through first eight games (12.1IP, 10H, 1BB, 10K), perfect in Double-A debut vs. Altoona on 4/29 (3.0IP, 2K)... **2013-** had 14.OIP with OER from 4/20-5/8, won consecutive starts from 7/21-7/26 (13.OIP, 8H, 1R, 0ER, 3BB, 3K)... **2012-** faced 121 consecutive batters from 7/19-8/29 without issuing a walk.

Postseason: Akron (2016), Lake County (2012), Margarita (VWL, 2016).

Personal: Attended Diablo Valley College (CA).

CAREER STATISTICS																			
Year	Club	Class	W-L	ERA	G	GS	CG	SHO	SV	SVO	IP	H	R	ER	HR	HB	BB	K	AVG
12	AZL Indians	R	1-1	6.23	4	2	0	0	0	0	13.0	17	12	9	1	1	3	8	.321
	Mahoning Valley	SS	0-0	4.32	4	0	0	0	1	1	8.1	9	4	4	0	0	1	7	.273
	Lake County	A	3-0	2.17	9	2	0	0	0	0	29.0	25	8	7	1	2	1	17	.238
13	Lake County	A	0-0	2.18	9	1	0	0	1	1	20.2	16	9	5	0	2	5	14	.208
	Carolina	A+	6-7	3.97	20	20	0	0	0	0	102.0	118	56	45	6	9	29	51	.291
14	INJURED - DID NOT PITCH																		
15	Akron	AA	0-0	0.00	1	0	0	0	0	0	3.0	0	0	0	0	0	0	2	.000
	Lynchburg	A+	0-1	8.00	5	0	0	0	0	0	9.0	10	8	8	1	0	6	5	.294
	Lake County	A	4-2	3.10	40	0	0	0	2	4	61.0	68	21	21	1	2	20	49	.288
16	Lynchburg	A+	2-1	2.03	8	5	0	0	0	1	26.2	25	8	6	0	1	7	25	.250
	Columbus	AAA	1-0	0.00	1	1	0	0	0	0	6.2	2	0	0	0	2	3	2	.091
	Akron	AA	4-7	4.22	13	13	0	0	0	0	70.1	73	36	33	4	2	32	53	.266
17	Columbus	AAA	0-1	0.00	1	1	0	0	0	0	3.2	4	3	0	0	0	2	3	.308
	Akron	AA	3-8	5.90	19	16	0	0	0	0	82.1	85	58	54	10	7	39	74	.267
	Lynchburg	A+	3-0	5.19	8	3	0	0	0	1	17.1	16	10	10	0	2	13	21	.250
Minor League Totals			27-28	4.01	142	64	0	0	4	8	453.0	468	233	202	24	30	161	331	.269
Major League Totals			0-0	-	0	0	0	0	0	0	0.0	0	0	0	0	0	0	0	-

DORSSYS PAULINO OF

BATS: R **THROWS:** R
HT: 6-0 **WGT:** 175
BIRTHDATE: 11/21/94 (23); Bani, DR
RESIDES: Bani, DR
ACQUIRED: Signed as a non-drafted free agent on 7/2/11



2018 Clippers

Last Season

Spent the season with Akron... committed an error on opening day and then played 52 straight errorless games... reached base in 16 from 4/14-5/14 (.403OBP)... went hitless in eight straight games from 7/22-7/30 (23AB) and was eventually placed on the DL with a sprained right wrist on 8/3... activated on 8/23... hit safely in 10 of 11 games upon return, closing out the season batting .425 (17x40) over the stretch (raised average 24 points).

Career Notes

Transactions: Signed by Cleveland as a non-drafted free agent on 7/2/11... **2012-** AZL Indians (6/20-8/20), Mahoning Valley (8/21-9/5)... **2013-** Lake County (4/4-9/2)...

2014- Lake County (4/4-9/1)... **2015-** Lake County (4/10-7/14), Lynchburg (7/15-9/7)... **2016-** Lynchburg (4/7-9/5), on the DL (5/17-7/31, left wrist surgery), rehab with AZL Indians (7/17-7/31)... **2017-** Akron (4/6-9/4), on the DL (8/3-8/22, sprained right wrist).

Recognition: Postseason All-Star (2012- Arizona, SS)... Batter of the Week (2016- Carolina, 8/22-8/28; 2015- Carolina, 7/28-8/3, Midwest, 6/30-7/6)... *Baseball America* (Cleveland: 2016- 29th; 2015- 26th; 2014- 6th; 2013- 2nd, Best Hitter for Average).

Single Game Career Highs			
Stat	#	Times	Last Time
R	4	1	7/12/12
H	4	6	8/27/16
2B	2	8	8/28/16
3B	2	1	7/12/12
HR	2	2	7/5/15
RBI	5	2	7/23/15
SB	2	4	5/15/15
Hit Streak	10	2	7/17-8/1/14
OB Streak	18	2	8/13-9/2/12

Highlights: **2016-** hit.347 (47x137) in 37 games following left wrist surgery (performed on 6/8), had 4-hit games on 8/25 vs. Wilmington and 8/27 vs. Potomac... **2015-** had 2HR and 3RBI on 7/5 at Lansing, picked up 5RBI on 7/23 vs. Myrtle Beach... **2014-** transitioned from SS to OF, hit safely in 10 straight from 7/17-8/1 (.364, 12x33)... **2013-** went 4x4 with a double on 8/5 vs. Great Lakes... **2012-** tripled twice on 7/12 vs. the AZL Diamondbacks, hit safely in 10 straight from 7/16-8/1 (.364, 16x44), homered twice and had 5RBI on 8/14 at the AZL Reds.

Postseason: Lynchburg (2015-16), Lake County (2014), Oriente (DWL, 2014).

Personal: Son of former Major Leaguer, Jesus Sanchez (Florida, Chicago-NL, Colorado, Cincinnati).

CAREER STATISTICS

Year	Club	Class	AVG	G	AB	R	H	2B	3B	HR	RBI	BB	K	SB	CS	OBP	SLG	SF	SAC
12	AZL Indians	R	.355	41	172	42	61	14	6	6	30	15	31	9	1	.404	.610	1	0
	Mahoning Valley	SS	.271	15	59	5	16	5	0	1	8	3	14	2	1	.306	.407	0	0
13	Lake County	A	.246	120	476	56	117	28	3	5	46	30	91	12	7	.297	.349	1	11
14	Lake County	A	.251	113	427	51	107	25	5	3	35	33	101	5	6	.311	.354	3	3
15	Lake County	A	.256	83	313	38	80	12	2	6	39	22	61	11	5	.319	.364	2	3
	Lynchburg	A+	.305	43	154	27	47	10	6	4	30	17	30	5	2	.371	.526	3	2
16	AZL Indians	R	.393	9	28	8	11	2	0	0	5	6	5	3	1	.514	.464	0	0
	Lynchburg	A+	.284	55	211	26	60	14	1	6	31	22	50	1	2	.353	.445	1	1
17	Akron	AA	.257	94	315	37	81	12	2	6	37	42	76	6	2	.349	.365	3	2
	Minor League Totals		.269	573	2155	290	580	122	25	37	261	190	459	54	27	.334	.400	14	22
	Major League Totals		-	0	0	0	0	0	0	0	0	0	0	0	0	-	-	0	0



MICHAEL PEOPLES RHP

BATS: R

THROWS: R

HT: 6-5

WGT: 195

BIRTHDATE: 9/5/91 (26); Weatherford, TX

RESIDES: Weatherford, TX

ACQUIRED: Selected in the 14th round (443rd overall) of the 2012 draft

Last Season

Started the year with Akron... was 1-2 with a 4.45ERA through five starts (28.1IP, 33H, 14R, 14ER, 9BB, 16K) before getting transferred to Columbus on 5/5... picked up only win with Columbus in first start, 5/9 at Durham (5.2IP, 5H, 2R, 2ER, 3BB, 2K)... took the loss in a complete game at Scranton/WB on 5/31 (6.0IP, 6ER)... made only relief appearance of the season on 6/6 vs. Louisville (4.1IP)... returned to Akron on 6/21... made one start after the All-Star Break, on 7/15 at Erie (3.2IP, 7H, 8R, 8ER, 2BB, 3K) and was **placed on the DL for the remainder of the season on 7/17 (strained right shoulder)**.

Career Notes

Transactions: Selected by Cleveland in the 14th round (443rd) of the 2012 draft... **2012-** Mahoning Valley (6/18-9/5)... **2013-** Lake County (4/4-5/26), Carolina (5/27-9/2), **on the DL (7/22-9/2, strained right shoulder)**... **2014-** Carolina (4/3-9/1), **on the DL (7/31-8/8, undisclosed injury)**... **2015-** Lynchburg (4/9-9/7)... **2016-** Akron (4/7-6/6, 6/8-9/5), Columbus (6/7)... **2017-** Akron (4/6-5/4, 6/21-9/4), **on the DL (7/17-9/4, strained right shoulder)**, Columbus (5/5-6/20).

Recognition: None.

Highlights: **2016-** notched win in Triple-A debut on 6/7 vs. Indianapolis (6.0IP, 4H, 2R, 2ER, 2BB, 3K), went 4-0 with a 1.88ERA (24.0IP, 5ER) over final four starts of the season, got win in first career complete game on 9/2 vs. Bowie (7.0IP, 9H, 3R, 1ER, 1BB, 1K)... **2015-** won 10 consecutive decisions from 5/13-8/28, was 6-1 with a 1.78ERA (81.0IP, 68H, 26R, 16ER, 25BB, 51K) in 13 games after the All-Star Break... **2014-** pitched exclusively out of the bullpen following DL stint (all six outings were less than 3.0IP)... **2013-** had a 0.00ERA through first five games (13.1IP)... **2012-** picked up first career win on 7/28 vs. Brooklyn (2.0IP, 1BB, 2K).

Postseason: Akron (2016), Lynchburg (2015), Mesa (AFL, 2016).

Personal: Full name is Scott Michael Peoples... attended Western Oklahoma State University.

CAREER STATISTICS

Year	Club	Class	W-L	ERA	G	GS	CG	SHO	SV	SVO	IP	H	R	ER	HR	HB	BB	K	AVG
12	Mahoning Valley	SS	1-1	2.28	16	0	0	0	0	1	23.2	17	8	6	1	1	8	21	.200
13	Lake County	A	1-2	2.64	11	2	0	0	0	0	30.2	35	18	9	0	0	6	33	.282
	Carolina	A+	1-4	5.27	8	8	0	0	0	0	41.0	45	30	24	5	2	13	35	.280
14	Carolina	A+	7-8	4.34	26	17	0	0	0	2	101.2	106	58	49	7	3	42	101	.271
15	Lynchburg	A+	11-4	3.42	25	23	0	0	0	1	139.2	133	65	53	9	1	53	89	.254
16	Columbus	AAA	1-0	3.00	1	1	0	0	0	0	6.0	4	2	2	0	0	2	3	.182
	Akron	AA	12-6	3.68	27	27	1	0	0	0	159.0	166	78	65	7	6	53	84	.275
17	Columbus	AAA	1-4	7.15	8	7	1	0	0	0	39.0	60	34	31	4	1	18	18	.364
	Akron	AA	2-5	5.58	9	9	0	0	0	0	50.0	61	33	31	7	1	14	30	.298
	Minor League Totals		37-34	4.11	131	94	2	0	0	4	590.2	627	326	270	40	15	209	414	.275
	Major League Totals		0-0	-	0	0	0	0	0	0	0.0	0	0	0	0	0	0	0	-



ADAM PLUTKO RHP

BATS: R **THROWS:** R

HT: 6-3 **WGT:** 195

BIRTHDATE: 10/3/91 (26); Pomona, CA

RESIDES: Huntington Beach, CA

ACQUIRED: Selected in the 11th round (321st overall) of the 2013 draft

Last Season

Pitched only for Columbus, despite three separate stints with Cleveland (6/16-6/22, 8/2-8/4, 9/1-10/1)... started the year going 0-5 with a 6.97ERA in six starts (31.0IP, 40H, 26R, 24ER, 15BB, 20K)... was 4-1 over next five, but still had a 6.21ERA (29.0IP, 31H, 20R, 20ER, 8BB, 26K)... made first career minor league relief appearance (Danny Salazar rehab start) on 7/6 vs. Indianapolis (3.2IP, 11H, 7R, 7ER, 4BB, 2K)... allowed 10ER in loss vs. Buffalo on 7/18 (5.0IP)... closed the season with a 1.42ERA over final three starts (19.0IP, 19H, 4R, 3ER, 6BB, 16K)... on the season, had six starts of at least 4BB (had more than 3BB in only four of previous 85 games)... did not hit a batter for the second straight season, running streak to 1,469 batters faced since last hit by pitch (Altoona's Jose Osuna on 7/25/15).

Career Notes

Transactions: Selected by Houston in the 6th round of the 2010 draft, did not sign... selected by Cleveland in the 11th round (321st) of the 2013 draft... **2014-** Lake County (4/4-5/28), Carolina (5/29-9/1)... **2015-** Lynchburg (4/9-5/26), Akron (5/27-9/7)... **2016-** Akron (4/7-6/15), Columbus (6/16-9/5), **Cleveland (9/20-10/2)...** **2017-** Columbus (4/6-6/15, 6/23-8/1, 8/5-8/31), **Cleveland (6/16-6/22, 8/2-8/4, 9/1-10/1).**

Recognition: Pitcher of the Week (2016- International, 8/15-8/21; 2015- Carolina, 5/4-5/10, Carolina, 5/18-5/24; 2014- Midwest, 5/5-5/11)... *Baseball America* Ranks (Cleveland: 2017- 16th, Best Changeup; 2016- 14th, Best Changeup; 2015- 24th, Best Changeup; 2014- 18th).

Highlights: **2016-** had 13K in 7.2IP vs. Reading on 6/8, took perfect game into 8th at Norfolk on 7/26 (L, 7.1IP, 3H, 2R, 2ER, 0BB, 7K), made Major League debut vs. Chicago on 9/24 (1.2IP, 2H, 0R, 0ER, 1BB, 2K)... **2015-** notched 10K in win at Salem on 5/20 (7.0IP, 1H, 0R, 0ER, 2BB), took no-hitter into the 6th on 9/6 at Harrisburg (W, 7.0IP, 1H, 0R, 0ER, 3BB, 6K)... **2014-** had 10K (4.2IP) on 4/23 at Lansing, picked up win on 5/8 vs. Bowling Green (8.0IP, 3H, 0R, 0ER, 0BB, 13K), posted 9K (7.0IP) in win vs. Winston-Salem on 7/29.

Postseason: Columbus (2016).

Personal: Attended UCLA... took over as Bruins' #1 starter in 2012, after Gerrit Cole (1st overall) and Trevor Bauer (3rd overall) were drafted... led UCLA to National Championship and was named Most Outstanding Player at the College World Series in 2013.

CAREER STATISTICS

Year	Club	Class	W-L	ERA	G	GS	CG	SHO	SV	SVO	IP	H	R	ER	HR	HB	BB	K	AVG
14	Lake County	A	3-1	3.93	10	10	0	0	0	0	52.2	49	26	23	1	1	12	66	.241
	Carolina	A+	4-9	4.08	18	18	0	0	0	0	97.0	99	47	44	11	2	18	78	.265
15	Lynchburg	A+	4-2	1.27	8	8	1	0	0	0	49.2	30	7	7	3	1	5	47	.173
	Akron	AA	9-5	2.86	19	19	1	0	0	0	116.1	96	39	37	9	2	23	90	.222
16	Akron	AA	3-3	3.27	13	13	0	0	0	0	71.2	64	27	26	5	0	12	63	.238
	Columbus	AAA	6-5	4.10	15	15	0	0	0	0	90.0	87	42	41	8	0	34	67	.256
	Cleveland	ML	0-0	7.36	2	0	0	0	0	0	3.2	5	3	3	1	0	2	3	.313
17	Columbus	AAA	7-12	5.90	24	22	0	0	0	0	135.2	153	92	89	24	0	53	103	.295
Minor League Totals			36-37	3.92	107	105	2	0	0	0	613.0	578	280	267	61	6	157	514	.250
Major League Totals			0-0	7.36	2	0	0	0	0	0	3.2	5	3	3	1	0	2	3	.313



NEIL RAMIREZ

RHP

BATS: R **THROWS:** R

HT: 6-4 **WGT:** 215

BIRTHDATE: 5/25/89 (28); Virginia Beach, VA

RESIDES: Franklin, TN

ACQUIRED: Signed as a minor league free agent on 11/30/17

Last Season

Began the season with San Francisco... pitched in nine games and was DFA'd after allowing 6ER in 1.2IP vs. San Diego on 4/29... claimed by Toronto on 5/4 and was DFA'd on 5/9, having not pitched in any games... signed by New York (NL) on 5/16... did not record an out in first game (3ER), 5/20 at Los Angeles (AL)... had 2.63ERA over next 12 games (13.2IP, 4ER), but posted 9.82ERA (7.1IP, 8ER) over seven games from 6/21-7/18 and was DFA'd on 7/20... signed with Washington on 7/27 and sent to Syracuse for the rest of the year... allowed 3ER in 1.0IP vs. Gwinnett in debut on 7/28... had 3.38ERA (8.0IP, 3ER) over final eight games of the season.

Career Notes

Transactions: Selected by Texas in the 1st round (44th) of the 2007 draft... **2013-** traded by Texas to Chicago (NL) on 8/23/13 to complete 7/22/13 trade with RHP Carl Edwards, RHP Justin Grimm and INF Mike Olt for RHP Matt Garza... **2014-** Chicago (4/24-9/28), on the DL (7/26-8/9, sore right triceps), rehab with AZL Cubs (8/6-8/9)... **2015-** Chicago (4/5-10/4), on the DL (4/16-6/27, sore right shoulder; 7/29-9/7, sore left abdominal), rehab with Tennessee (6/17-6/22, 8/30-9/7), Iowa (6/23-6/27)... **2016-** Chicago (4/4-5/20)... claimed by Milwaukee off waivers from Chicago (NL) on 5/31/16... Milwaukee (6/1-6/8)... claimed by Minnesota off waivers from Milwaukee on 6/12/16... Minnesota (6/13-7/20)... signed by San Francisco as a minor league free agent on 11/21/16... **2017-** San Francisco (4/2-4/29)... claimed by Toronto off waivers from San Francisco on 5/4/17... Toronto (5/5-5/8)... signed by New York (NL) as a Major League free agent on 5/16/17... New York (5/16-7/19)... signed by Washington as a minor league free agent on 7/27/17... signed by Cleveland as a minor league free agent on 11/30/17.

CAREER STATISTICS

Year	Club	Class	W-L	ERA	G	GS	CG	SHO	SV	SVO	H	R	ER	HR	HB	BB	K	AVG	
08	Spokane	SS	1-2	2.66	13	13	0	0	0	0	44.0	25	15	13	5	6	29	.52	.166
09	Hickory	A	3-6	4.75	18	14	0	0	0	0	66.1	58	40	35	8	14	41	56	.235
10	Hickory	A	10-8	4.43	28	26	1	0	0	0	140.1	150	79	69	14	17	37	142	.281
11	Myrtle Beach	A+	0-0	0.00	1	1	0	0	0	0	4.2	1	0	0	0	0	1	9	.063
	Frisco	AA	1-0	1.89	6	6	0	0	0	0	19.0	13	4	4	1	1	8	24	.194
	Round Rock	AAA	4-3	3.63	18	18	0	0	0	0	74.1	63	34	30	6	6	35	86	.229
12	Round Rock	AAA	6-8	7.66	15	15	0	0	0	0	74.0	78	65	63	12	6	31	63	.271
	Frisco	AA	2-5	4.20	13	12	0	0	0	1	49.1	47	26	23	6	5	16	45	.258
13	Frisco	AA	9-3	3.84	21	21	0	0	0	0	103.0	77	46	44	8	5	42	127	.213
	Tennessee	AA	0-0	0.00	1	1	0	0	0	0	4.2	1	0	0	0	0	2	5	.071
14	Iowa	AAA	0-0	7.71	6	0	0	0	0	0	7.0	7	6	6	2	0	5	11	.250
	AZL Cubs	R	0-0	6.75	2	0	0	0	0	0	1.1	2	2	1	0	0	2	2	.286
	Chicago (NL)	ML	3-3	1.44	50	0	0	0	3	4	43.2	29	11	7	2	2	17	53	.184
15	Iowa	AAA	0-0	0.00	1	0	0	0	0	0	0.2	1	0	0	0	0	0	1	.333
	Tennessee	AA	1-1	3.38	6	0	0	0	0	0	5.1	3	2	2	0	0	3	8	.158
	Chicago (NL)	ML	1-0	3.21	19	0	0	0	0	0	14.0	12	5	5	1	0	6	15	.231
16	Chicago (NL)	ML	0-0	4.70	8	0	0	0	0	0	7.2	5	4	4	1	0	8	10	.278
	Milwaukee	ML	0-0	10.80	2	0	0	0	0	0	1.2	2	2	2	2	0	0	3	.286
	Minnesota	ML	0-0	6.14	8	0	0	0	0	0	14.2	15	10	10	5	0	10	11	.278
	Rochester	AAA	0-0	3.10	16	0	0	0	0	0	20.1	14	7	7	2	1	7	27	.197
17	San Francisco	ML	0-0	8.71	9	0	0	0	0	0	10.1	15	15	10	2	1	4	18	.319
	New York (NL)	ML	0-1	6.43	20	0	0	0	1	1	21.0	20	15	15	4	0	17	26	.247
	Syracuse	AAA	2-1	6.14	14	0	0	0	1	1	14.2	23	10	10	3	0	8	20	.354
	Minor League Totals		39-37	4.39	179	127	1	0	1	2	629.0	563	336	307	67	61	267	678	.242
	Major League Totals		4-4	4.22	116	0	0	0	3	5	113.0	98	62	53	17	3	62	136	.231

NELLIE RODRIGUEZ INF

BATS: R **THROWS:** R
HT: 6-2 **WGT:** 225
BIRTHDATE: 6/12/94 (23); New York, NY
RESIDES: New York, NY
ACQUIRED: Selected in the 15th round (473rd overall) of the 2012 draft



2018 Clippers

Last Season

Played the entire season for Columbus... went 2x6 with a HR in Triple-A debut on 4/6 at Louisville (HR broke 2-2 tie in top of the 13th)... was 2x4 with 2HR and 3RBI at Louisville on 4/9... hitless over 41AB from 4/9-4/27... hit a grand slam after IBB to Erik Kratz on 5/27 vs. Norfolk (snapped 31 game streak without an RBI; hit .083, 9x109, and had 72LOB with runners in scoring position between RBI)... started season 0x24 (16K) against lefties, then homered in consecutive AB (5/27-5/28)... snapped 0x24 (17K) slump with go-ahead, 3-run HR at Louisville on 6/21... starting with 2HR, 4RBI game on 7/17 vs. Buffalo, hit .304 (21x69) with 4HR and 15RBI over 22 game stretch through 8/10.

Career Notes

Transactions: Selected by Cleveland in the 15th round (473rd) of the 2012 draft... **2012-** AZL Indians (7/14-8/29)... **2013-** Lake County (4/4-5/30), Mahoning Valley (6/17-9/4)... **2014-** Lake County (4/4-9/1)... **2015-** Lynchburg (4/9-8/10), Akron (8/11-9/7)... **2016-** Akron (4/7-9/5)... **2017-** Columbus (4/6-9/4).

Recognition: Most Valuable Player (2015- Carolina)... Postseason All-Star (2015- Carolina, 1B)... Midseason All-Star (2016- Eastern; 2015- Carolina; 2013- New York-Penn)... Batter of the Week (2015- Carolina, 6/1-6/7; 2014- Midwest, 6/30-7/6; 2013- New York-Penn, 7/15-7/21)... *Baseball America* Ranks (Cleveland: 2017- 25th; 2016- 18th; 2015- 19th, 2014- 27th).

Highlights: **2016-** had 5RBI on 8/12 vs. Portland, ranked 3rd in the Eastern League in HR and 5th in RBI... **2015-** had RBI in nine straight games (13RBI) from 5/17-5/27, had a HR and 5RBI on 6/6 vs. Winston-Salem, collected 5RBI on 7/4 vs. Salem, had 2HR and 3RBI on 7/12 vs. Wilmington and 7/22 vs. Myrtle Beach, led CL in HR (17) and RBI (84) despite not playing final four weeks... **2014-** homered twice on 4/11 at Kane County (2RBI) and 7/5 at South Bend (4RBI), hit safely in 15 straight from 6/29-7/16 (.375, 24x64, 7HR, 21RBI), had 5RBI on 7/11 vs. Great Lakes, tied for MWL lead in HR and 3rd in RBI... **2013-** was 4x4 on 7/16 vs. Williamsport, went 4x5 with 2HR and 5RBI on 7/17 at Brooklyn.

Postseason: Akron (2016), Lake County (2014), Escogido (DWL, 2016).

Personal: Attended George Washington High School in New York City (same high school as Manny Ramirez and Hall of Famer Rod Carew, he converted).

Single Game Career Highs			
Stat	#	Times	Last Time
R	3	7	8/7/15
HR	4	3	7/4/15
2B	2	6	6/5/17
HR	2	7	7/17/17
RBI	5	5	8/12/16
Hit Streak	15	1	6/29-7/16/14
OB Streak	26	1	6/13-7/16/14

CAREER STATISTICS

Year	Club	Class	AVG	G	AB	R	H	2B	3B	HR	RBI	BB	K	SB	CS	OBP	SLG	SF	SAC
12	AZL Indians	R	.229	32	109	19	25	7	3	4	17	24	41	0	0	.375	.459	1	0
13	Lake County	A	.194	47	160	18	31	7	0	1	13	26	53	0	0	.305	.256	1	1
	Mahoning Valley	SS	.287	73	261	32	75	16	0	9	37	29	61	0	2	.366	.452	1	0
14	Lake County	A	.268	130	485	67	130	32	3	22	88	60	142	0	0	.349	.482	3	0
15	Lynchburg	A+	.275	108	396	65	109	32	2	17	84	51	122	1	0	.357	.495	8	1
	Akron	AA	.118	25	93	7	11	2	0	4	14	9	37	0	0	.200	.269	2	0
16	Akron	AA	.250	132	492	66	123	28	2	26	85	75	186	1	0	.352	.474	6	0
17	Columbus	AAA	.170	120	377	38	64	14	0	17	49	53	181	0	0	.271	.342	2	1
Minor League Totals			.239	667	2373	312	568	138	10	100	387	327	823	2	2	.333	.432	24	3
Major League Totals			-	0	0	0	0	0	0	0	0	0	0	0	0	-	-	0	0

ADAM ROSALES INF

BATS: R **THROWS:** R
HT: 6-2 **WGT:** 200
BIRTHDATE: 5/20/83 (34); Chicago, IL
RESIDES: Chicago, IL
ACQUIRED: Signed as a minor league free agent on 3/27/18



2018 Clippers

Last Season

Started the season with Oakland... took over as starting SS when Marcus Semien went down with wrist injury on 4/20... traded to Arizona on 7/31... filled in at SS after Diamondbacks lost three SS to injury, then subbed all over the infield in late August-September... was 0x2 in the NLDS.

Career Notes

Transactions: Selected by Cincinnati in the 12th round (362nd) of the 2005 draft... **2008-** Cincinnati (8/9-8/14, 8/20-8/28, 9/9-9/28)... **2009-** Cincinnati (4/28-6/26, 7/12-10/4)... **2010-** traded by Cincinnati with OF Willy Tavares to Oakland for INF Aaron Miles and a PTBNL on 2/1/10... Oakland (4/5-10/3), **on the DL (8/12-10/3, fractured right ankle)**... **2011-** Oakland (4/1-7/15, 8/2-8/12, 9/2-9/28), **on the DL (4/1-6/6, recovering from 2010 injury), rehab with Sacramento (6/1-6/5)**... **2012-** Oakland (5/17-6/15, 8/2-10/3)... **2013-** Oakland (4/1-7/7, 7/24-7/30), **on the DL (4/1-4/24, strained ribs), rehab with Stockton (4/17-4/20), Sacramento (4/21-4/24)**... claimed by Texas off waivers from Oakland on 8/2/13... claimed by Oakland off waivers from Texas on 8/8/13... Oakland (8/9)... claimed by Texas off waivers from Oakland on 8/12/13... Texas (8/13-9/29)... **2014-** Texas (6/30-9/28)... **2015-** Texas (4/6-8/18)... **2016-** signed by San Diego as a minor league free agent on 1/1/16... San Diego (4/4-10/2)... **2017-** signed by Oakland as a Major League free agent on 1/25/17... Oakland (4/3-7/30)... **traded by Oakland to Arizona for RHP Jeferson Mejia on 7/31/17**... Arizona (7/31-10/1)... **2018-** signed by Philadelphia as a minor league free agent on 2/1/18... signed by Cleveland as a minor league free agent on 3/27/18.

CAREER STATISTICS

Year	Club	Class	AVG	G	AB	R	H	2B	3B	HR	RBI	BB	K	SB	CS	OBP	SLG	SF	SAC
05	Billings	R	.321	34	140	29	45	14	0	5	25	13	37	2	2	.396	.529	1	0
	Dayton	A	.328	32	134	24	44	8	0	9	21	10	24	3	1	.378	.590	2	0
06	Sarasota	A+	.213	34	122	15	26	8	2	2	14	20	27	3	3	.329	.361	2	1
	Dayton	A	.270	55	222	36	60	9	3	6	29	15	40	5	1	.328	.419	2	0
07	Sarasota	A+	.294	69	248	47	73	23	5	5	48	31	46	9	2	.393	.488	6	2
	Chattanooga	AA	.278	67	255	51	71	18	6	13	31	37	66	4	4	.377	.549	3	2
08	Louisville	AAA	.287	117	432	70	124	29	7	11	58	22	82	7	1	.339	.463	4	1
	Cincinnati	ML	.207	18	29	0	6	1	0	0	2	1	4	1	0	.233	.241	0	0
09	Louisville	AAA	.349	30	109	27	38	8	2	5	20	12	15	4	0	.408	.596	3	0
	Cincinnati	ML	.213	87	230	23	49	10	1	4	19	26	46	1	2	.303	.317	3	2
10	Oakland	ML	.271	80	255	31	69	8	2	7	31	19	65	2	2	.321	.400	2	2
11	Sacramento	AAA	.265	40	147	23	39	5	1	3	22	13	32	1	1	.323	.374	3	0
	Oakland	ML	.098	24	61	5	6	0	0	2	8	4	13	0	0	.162	.197	2	0
12	Sacramento	AAA	.280	76	275	46	77	21	1	8	47	26	57	4	2	.340	.451	6	1
	Oakland	ML	.222	42	99	12	22	5	0	2	8	11	24	0	0	.297	.333	1	0
13	Stockton	A+	.500	3	12	3	6	2	0	1	1	0	1	0	0	.500	.917	0	0
	Sacramento	AAA	.211	9	38	4	8	2	0	0	6	3	7	1	1	.262	.263	1	0
	Oakland	ML	.191	51	136	11	26	5	0	4	8	10	31	0	0	.267	.316	0	4
	Texas	ML	.182	17	11	4	2	0	0	1	4	0	3	0	0	.167	.455	1	0
14	Round Rock	AAA	.276	72	272	42	75	16	3	7	43	28	61	3	0	.349	.434	3	0
	Texas	ML	.262	56	164	20	43	7	0	4	19	13	42	4	2	.328	.378	0	0
15	Texas	ML	.228	53	114	14	26	4	0	3	7	10	30	4	4	.296	.342	0	0
16	San Diego	ML	.229	105	214	37	49	12	3	13	35	29	88	4	0	.319	.495	4	0
17	Oakland	ML	.234	71	205	15	48	11	0	4	27	10	66	1	1	.273	.346	3	3
	Arizona	ML	.202	34	84	10	17	5	0	3	9	1	34	0	1	.227	.369	1	1
Minor League Totals			.285	638	2406	417	686	163	30	75	365	230	495	46	18	.356	.471	36	7
Major League Totals			.227	638	1602	182	363	68	6	47	177	134	446	17	12	.292	.365	17	12

DANIEL SALTERS

C

BATS: L

THROWS: R

HT: 6-3

WGT: 210

BIRTHDATE: 2/5/93 (25); Elizabethton, TN

RESIDES: Eufaula, OK

ACQUIRED: Selected in the 13th round (394th overall) of the 2015 draft



Last Season

Played most of the year with Lynchburg... tied career high with 3RBI on 4/30 vs. Myrtle Beach... went 15x43 (.349) over 13 games from 6/4-6/17, raising average from .165 to a season high of .212... followed up with six straight hitless games (20AB)... went 3x3 with a double on 8/24 at Buies Creek... sent to Akron on 8/31... returned to Lynchburg for the Carolina League Playoffs, but did not appear in a game as Hurricane Irma cancelled the last seven days of the postseason.

Career Notes

Transactions: Selected by Washington in the 22nd round of the 2014 draft... selected by Cleveland in the 13th round (394th) of the 2015 draft... **2015-** Mahoning Valley (6/18-9/4), Lynchburg (9/5-9/7)... **2016-** Lynchburg (4/7-6/26), Akron (6/27-9/5)... **2017-** Lynchburg (4/6-8/30), Akron (8/31-9/4).

Recognition: Midseason All-Star (2016- Carolina; 2015- New York-Penn).

Highlights: **2016-** had a 10 game hit streak from 4/13-4/29 (.457, 16x35), went 2x3 with 2HR and 2RBI on 6/24 vs. Potomac... **2015-** hit safely in 19 of 20 games from 7/13-8/12 (.354, 28x79).

Postseason: None.

Personal: Attended Dallas Baptist University in Dallas, Texas.

Single Game Career Highs			
Stat	#	Times	Last Time
R	2	13	9/1/17
H	3	9	8/24/17
2B	2	1	8/9/16
HR	2	1	6/24/16
RBI	3	6	4/30/17
Hit Streak	12	1	7/4-8/1/15
OB Streak	16	1	7/13-8/1/15

CAREER STATISTICS

Year	Club	Class	AVG	G	AB	R	H	2B	3B	HR	RBI	BB	K	SB	CS	OBP	SLG	SF	SAC
15	Mahoning Valley	SS	.279	47	179	14	50	8	0	2	26	12	36	0	1	.330	.358	1	0
	Lynchburg	A+	.250	1	4	1	1	0	0	0	0	1	0	0	0	.250	.250	0	0
16	Lynchburg	A+	.281	48	167	22	47	7	0	4	17	20	35	1	0	.363	.395	1	2
	Akron	AA	.235	38	136	15	32	9	0	1	17	10	39	0	0	.297	.324	0	2
17	Lynchburg	A+	.197	90	314	36	62	13	1	5	30	24	86	0	0	.260	.293	4	3
	Akron	AA	.200	4	10	3	2	1	0	0	1	1	2	0	0	.308	.300	1	0
	Minor League Totals		.240	228	810	91	194	38	1	12	91	67	199	1	1	.304	.333	7	7
	Major League Totals		-	0	0	0	0	0	0	0	0	0	0	0	0	-	-	0	0

JOE SEVER

INF

BATS: R **THROWS:** R
HT: 6-0 **WGT:** 205
BIRTHDATE: 8/12/90 (27); San Jose, CA
RESIDES: San Jose, CA
ACQUIRED: Selected in the 21st round (653rd overall) of the 2012 draft



2018 Clippers

Last Season

Played most of the season with Akron... spent the majority of the season at 3B (transitioned there in 2016), but also received significant time in the OF for first time in career (16 games; 3 games in OF prior to 2017)... was hitting .242 before a 12 game hit streak from 5/29-6/11 (.457, 21x46) boosted average to .301... hit streak included five straight multi-hit games from 6/2-6/7... transferred to Columbus on 6/16... made Triple-A debut as a defensive replacement on 6/16 vs. Gwinnett, scoring game-winning run in the 9th... returned to Akron for the rest of the year on 6/19... went 4x4 with a pair of doubles on 7/3 vs. Bowie... saw average dip to .268 prior to a 12 game hit streak from 8/20-9/1 (.417, 20x48)... hit streak included 3x5, HR, 4RBI game on 8/29 at Harrisburg.

Career Notes

Transactions: Selected by Cleveland in the 21st round (653rd) of the 2012 draft... **2012-** Mahoning Valley (6/24-9/5)... **2013-** Lake County (4/4-5/6, 5/30-9/2), Carolina (5/7-5/29)... **2014-** Carolina (4/3-9/1), on the DL (4/5-6/4, broken left hand)... **2015-** Lynchburg (4/9-6/26, 8/11-9/7), Akron (6/27-8/10)... **2016-** Akron (4/7-9/5)... **2017-** Akron (4/6-6/15), Columbus (6/16-6/18), Akron (6/19-9/4).

Single Game Career Highs			
Stat	#	Times	Last Time
R	3	2	8/11/15
H	4	6	7/3/17
2B	2	7	7/29/17
RBI	5	1	6/13/15
Hit Streak	12	2	8/20-9/1/17
OB Streak	25	1	4/3-7/4/14

Recognition: Midseason All-Star (2012- New York-Penn).

Highlights: **2016-** made full-time transition to 3B in June, had 4-hit game on 6/23 at Reading... **2015-** had an 11 game hit streak from 5/7-5/19 (.405, 17x42), went 2x5 (triple, HR) with 5RBI on 6/13 at Myrtle Beach, was 4x6 with a HR and 3RBI on 8/11 at Frederick... **2014-** hit safely in 17 of first 18 (.380, 27x71), including a 4-hit game on 6/19 vs. Frederick... **2013-** from 6/23-7/25, hit in 26 of 28 (.345, 38x110), had 4-hit game on 7/3 vs. Lansing, collected 4RBI three times (7/3 vs. Lansing, 7/18 vs. Cedar Rapids and 7/24 at South Bend)... **2012-** hit first career HR on 7/28 vs. Brooklyn.

Postseason: Akron (2016), Lynchburg (2015).

Personal: Attended Pepperdine University.

CAREER STATISTICS

Year	Club	Class	AVG	G	AB	R	H	2B	3B	HR	RBI	BB	K	SB	CS	OBP	SLG	SF	SAC
12	Mahoning Valley	SS	.274	46	164	16	45	10	1	1	20	21	37	1	2	.368	.366	1	0
13	Carolina	A+	.316	21	76	11	24	4	0	0	6	5	10	1	0	.366	.368	0	0
	Lake County	A	.272	101	386	48	105	25	2	7	58	32	80	3	3	.333	.402	3	1
14	Carolina	A+	.263	72	270	34	71	10	0	3	36	30	47	2	0	.350	.333	5	2
15	Acron	AA	.219	30	105	8	23	3	0	2	13	7	25	0	0	.265	.305	1	1
	Lynchburg	A+	.264	82	296	41	78	17	2	10	41	17	59	1	0	.313	.436	2	0
16	Acron	AA	.251	114	419	44	105	20	1	4	35	24	111	2	2	.301	.332	2	4
17	Columbus	AAA	.500	2	2	2	1	0	0	0	0	0	1	0	0	.667	.500	0	0
	Acron	AA	.282	118	440	46	124	21	2	7	54	32	82	5	2	.333	.386	5	0
Minor League Totals			.267	586	2158	250	576	110	8	34	263	168	452	15	9	.328	.373	19	8
Major League Totals			-	0	0	0	0	0	0	0	0	0	0	0	0	-	-	0	0



RICHIE SHAFFER INF

BATS: R **THROWS:** R
HT: 6-3 **WGT:** 220
BIRTHDATE: 3/15/91 (27); Flemington, NJ
RESIDES: Raleigh, NC
ACQUIRED: Claimed off of waivers from Cincinnati on 1/26/17



2018 Clippers

Last Season

Spent the entire year with Columbus... hit go-ahead single in 11th of 1-0 win at Indianapolis on 4/10... had go-ahead homers on 5/9 (2-run) and 5/10 (3-run) at Durham... hit first two grand slams of career on 6/2 at Syracuse and 6/5 vs. Louisville, getting named Batter of the Week for 6/5-6/11... tied career high with 10 game hit streak from 6/9-6/19 (.421, 16x38, 5HR, 11RBI)... batted .082 (4x49) over 15 games leading into the All-Star Break... won the All-Star Game MVP, going 2x3 with a double, a HR and 2RBI on 7/13 at Tacoma... ended season with five straight hitless games (0x18, ORBI).

Career Notes

Transactions: Selected by Los Angeles (NL) in the 25th round of the 2009 draft, did not sign... selected by Tampa Bay in the 1st round (25th) of the 2012 draft... **2012-** Hudson Valley (7/16-9/5)... **2013-** Charlotte (4/5-9/1)... **2014-** Montgomery (4/3-9/1)... **2015-** Montgomery (4/9-5/23), Durham (5/24-8/2, 8/17-8/31), Tampa Bay (8/3-8/16, 9/1-10/4)... **2016-** Durham (4/7-8/2, 8/11-8/19, 8/25-9/5), Tampa Bay (8/3-8/10, 8/20-8/24, 9/6-10/2)... traded by Tampa Bay with INF Taylor Motter to Seattle for INF Dalton Kelly, RHP Andrew Kittredge and RHP Dylan Thompson on 11/18/16... claimed by Philadelphia off of waivers from Seattle on 12/14/16... claimed by Cincinnati off of waivers from Philadelphia on 12/23/16... **2017-** claimed by Cleveland off of waivers from Cincinnati on 1/26/17... Columbus (4/6-9/4).

Single Game Career Highs

Stat	#	Times	Last Time
R	4	3	8/19/15
H	4	3	7/9/15
2B	2	12	8/3/17
HR*	3	1	6/12/15
RBI	4	8	6/5/17
Hit Streak	10	2	6/9-6/19/17
OB Streak	20	1	6/23-7/16/16

* - 5 multi-HR games

Recognition: Postseason All-Star (2013- Florida State)... Midseason All-Star (2017- International; 2015- All-Star Futures)... Batter of the Week (2017- International, 6/5-6/11; 2016- International, 4/7-4/10; 2015- International, 8/18-8/24)... *Baseball America* (Tampa Bay: 2016- 11th, Best Power Hitter, Best Outfield Arm; 2015- 18th, Best Power Hitter; 2014- 13th; 2013- 7th, Best Strike-Zone Discipline).

Highlights: **2016-** had 2HR and 3RBI on 4/24 vs. Indianapolis, reached in 20 straight from 6/23-7/16... **2015-** went 4x5 with 2HR and 3RBI in Triple-A debut at Scranton/WB on 5/24, had 3HR and 4RBI on 6/12 at Louisville, went 4x4 with 2HR and 2RBI at Charlotte on 7/9, made Major League debut on 8/3 at Chicago (0x2, BB), had 2HR and 4RBI on 8/19 vs. Toledo, ... **2014-** had 4RBI games on 7/22 at Charleston, 7/31 at Jackson and 8/21 vs. Tennessee... **2013-** had 10 game hit streak from 7/10-7/21 (.381, 16x42), went 4x6 with 4RBI on 8/25 vs. Jupiter... **2012-** hit .341 (28x82) over final 22 games.

CAREER STATISTICS

Year	Club	Class	AVG	G	AB	R	H	2B	3B	HR	RBI	BB	K	SB	CS	OBP	SLG	SF	SAC
12	Hudson Valley	SS	.308	33	117	25	36	5	2	4	26	16	31	0	0	.406	.487	1	0
13	Charlotte	A+	.254	122	469	55	119	33	1	11	73	35	106	6	0	.308	.399	9	0
14	Montgomery	AA	.222	119	427	58	95	28	4	19	64	56	119	4	0	.318	.440	2	1
15	Montgomery	AA	.262	39	149	22	39	10	0	7	27	23	49	3	0	.362	.470	1	1
	Durham	AAA	.270	69	244	42	66	17	1	19	45	31	74	1	1	.355	.582	4	0
	Tampa Bay	ML	.189	31	74	11	14	3	0	4	6	10	32	0	1	.307	.392	1	0
16	Durham	AAA	.227	119	428	49	97	27	0	11	48	65	135	4	1	.329	.367	2	0
	Tampa Bay	ML	.250	20	48	5	12	6	0	1	4	5	18	0	1	.315	.438	1	0
17	Columbus	AAA	.227	131	463	69	105	18	1	30	89	67	188	4	0	.338	.464	3	1
	Minor League Totals		.242	632	2297	320	557	138	9	101	372	293	702	22	2	.334	.442	22	3
	Major League Totals		.213	51	122	16	26	9	0	5	10	15	50	0	2	.310	.410	2	0



DAVID SPEER LHP

BATS: L **THROWS:** L

HT: 6-1 **WGT:** 185

BIRTHDATE: 8/14/92 (25); Norwalk, CT

RESIDES: Westport, CT

ACQUIRED: Selected in the 27th round (818th overall) of the 2014 draft

Last Season

Began the year with Akron... went 0-1 with a pair of saves and a 4.60ERA (15.2IP, 17H, 10R, 8ER, 5BB, 15K) before first of three transfers to Columbus, on 5/16... made spot start in game two vs. Indianapolis on 5/16 (2.2IP, 3H, 0R, 0ER, 3BB, 1K), getting sent back to Akron on 5/19... did not appear in a game and was sent back to Columbus on 5/20... did not appear in a game and was returned to Akron on 5/22... pitched in six more games (11.2IP, 12H, 4R, 4ER, 4BB, 3K), including a spot start on 6/7 at Portland (2.2IP, 3ER), before transfer to Columbus on 6/13... appeared in three games for Columbus, going 1-0 with a 0.00ERA (3.2IP, 3H, 0R, 0ER, 1BB, 1K)... sent back to Akron for the remainder of the season on 6/19... earned saves in back to back appearances on 6/22 at Reading (0.2IP) and 6/24 at Richmond (1.0IP)... following the All-Star Break, posted an 8.84ERA in 16 games (18.1IP, 32H, 21R, 18ER, 8BB, 20K), including seven games with at least 2ER (0ER in other 11 games)... on the season, had 10 games with at least 2ER and 26 scoreless appearances.

Career Notes

Transactions: Selected by Cleveland in the 27th round (818th) of the 2014 draft... **2014-** Mahoning Valley (6/13-9/1)... **2015-** Lake County (4/10-8/20, 9/6), Lynchburg (8/21-9/5)... **2016-** Lynchburg (4/7-7/1, 7/4-7/8, 7/13-8/20), Columbus (7/2-7/3, 7/9-7/12), Akron (8/21-9/5)... **2017-** Akron (4/6-5/15, 5/19, 5/22-6/12, 6/19-9/4), Columbus (5/16-5/18, 5/20-5/21, 6/13-6/18).

Recognition: None.

Highlights: **2016-** had a 0.71ERA through first 15 games (25.1IP, 16H, 4R, 2ER, 7BB, 26K), won in Triple-A debut (skipped Double-A) at Pawtucket on 7/2 (3.0IP, 3H, 1R, 1ER, 0BB, 2K)... **2015-** posted a 0.67ERA (40.1IP, 40H, 9R, 3ER, 8BB, 35K) from 6/1 through the end of the season, notched first career save on 6/11 vs. Clinton (2.0IP, 2H, 1BB, 4K), ... **2014-** recorded at least 3.0IP in each of last nine games (no such games through first five of career) while going 3-1 with a 2.14ERA (33.2IP, 31H, 8R, 8ER, 5BB, 37K).

Postseason: Akron (2016), Lynchburg (2015), Mesa (AFL, 2016).

Personal: Attended Columbia University.

CAREER STATISTICS

Year	Club	Class	W-L	ERA	G	GS	CG	SHO	SV	SVO	IP	H	R	ER	HR	HB	BB	K	AVG
14	Mahoning Valley	SS	3-1	2.74	14	1	0	0	0	0	42.2	42	13	13	2	0	8	47	.261
15	Lake County	A	5-5	1.73	38	0	0	0	2	4	62.1	66	26	12	4	0	14	59	.276
	Lynchburg	A+	1-0	0.00	5	0	0	0	0	0	5.1	5	0	0	0	0	2	5	.263
16	Columbus	AAA	1-0	10.80	2	0	0	0	0	0	5.0	9	6	6	0	0	2	3	.429
	Lynchburg	A+	4-1	1.78	39	1	0	0	3	5	60.2	45	15	12	3	2	12	60	.201
	Akron	AA	0-0	10.13	2	0	0	0	0	0	2.2	6	3	3	0	0	1	4	.429
17	Columbus	AAA	1-0	0.00	4	1	0	0	0	1	6.1	6	0	0	0	0	4	2	.261
	Akron	AA	2-3	5.60	38	2	0	0	5	8	53.0	69	38	33	2	2	18	47	.312
Minor League Totals			17-10	2.99	142	5	0	0	10	18	238.0	248	101	79	11	4	61	227	.269
Major League Totals			0-0	-	0	0	0	0	0	0	0.0	0	0	0	0	0	0	0	-

ERIC STAMETS INF

BATS: R **THROWS:** R
HT: 6-0 **WGT:** 190
BIRTHDATE: 9/25/91 (26); Dublin, OH
RESIDES: Columbus, OH
ACQUIRED: Traded by Los Angeles (AL) for OF David Murphy on 7/28/15



2018 Clippers

Last Season

Began the year with Columbus... went 1x28 and was sent to Akron on 4/22... was 1x16 for Akron before an eight game hit streak from 5/2-5/13 (.500, 12x24)... returned to Columbus for the rest of the year on 5/14... singled in the game-winner in the 18th of 6-5 win at Louisville on 5/19... went 11x13 with four doubles, 5HR and 12RBI during series vs. Norfolk (5/26-5/29)... series included back to back 2HR games on 5/28 (6RBI) and 5/29 (3RBI)... missed next seven games with a sore back (no DL stint)... went 3x4 with 3HR and 3RBI on 6/16 vs. Gwinnett... hit walk-off HR in the 14th vs. Toledo on 6/24... added to the 40-man on 11/20.

Career Notes

Transactions: Selected by Los Angeles (AL) in the 6th round (207th) of the 2012 draft... **2012-** Cedar Rapids (6/12-9/3), on the DL (7/20-7/31, undisclosed injury)... **2013-** Inland Empire (4/4-9/2), on the DL (5/18-5/26, bruised right heel)... **2014-** Arkansas (4/3-9/1), on the DL (5/2-6/2, lacerated finger)... **2015-** Arkansas (4/9-7/28), on the DL (4/23-5/23, dislocated left shoulder and torn labrum)... Traded by Los Angeles (AL) to Cleveland for OF David Murphy on 7/28/15... Akron (7/31-9/7)... **2016-** Akron (4/7-4/26, 4/29-7/13, 8/8-9/5), on the DL (5/12-5/22, strained left hamstring; 6/3-6/30, strained left hamstring), Columbus (4/27-4/28, 7/14-8/7)... **2017-** Columbus (4/6-4/21, 5/14-9/4), Akron (4/22-5/13).

Single Game Career Highs			
Stat	#	Times	Last Time
R	4	2	8/12/16
H	4	3	5/28/17
2B	3	1	8/8/12
HR	3	1	6/16/17
RBI	6	1	5/28/17
SB	2	6	5/31/16
Hit Streak	11	2	5/16-6/4/13
OB Streak	17	2	5/26-6/21/17

* - 3 multi-HR games

Recognition: Midseason All-Star (2017- International)... *Baseball America* Ranks (Los Angeles: 2015- 23rd, Best Athlete, Best Defensive Infielder; 2014- 13th, Fastest Baserunner, Best Athlete, Best Defensive Infielder; 2013- 14th, Fastest Baserunner, Best Defensive Infielder).

Highlights: **2016-** hit a grand slam on 4/13 at Altoona, had 4-hit game on 7/21 vs. Pawtucket... **2015-** ended the year on a career best 50 game errorless streak... **2014-** batted .324 (34x105) over last 34 games... **2013-** had 11 game hit streak from 5/16-6/4 (.362, 17x47), recorded 4RBI on 6/30 at Lake Elsinore, had 10 game hit streak from 7/12-7/23 (.333, 14x42), homered with 4RBI on 8/23 vs. High Desert, led the California League with 21 sacrifices... **2012-** hit safely in 11 in a row from 7/5-7/16 (.435, 20x46), went 4x4 with three doubles and 3RBI on 8/8 at Wisconsin.

Postseason: Arkansas (2014), Inland Empire (2013), Mesa (AFL, 2014).

CAREER STATISTICS

Year	Club	Class	AVG	G	AB	R	H	2B	3B	HR	RBI	BB	K	SB	CS	OBP	SLG	SF	SAC
12	Cedar Rapids	A	.274	62	248	34	68	13	1	1	20	15	35	7	2	.323	.347	0	1
13	Inland Empire	A+	.281	126	506	80	142	28	4	4	53	34	66	16	4	.335	.375	2	21
14	Arkansas	AA	.235	106	344	46	81	13	1	4	23	24	62	11	1	.293	.314	2	7
15	Arkansas	AA	.248	62	214	17	53	13	1	3	23	18	25	5	3	.306	.360	2	6
	Akron	AA	.197	33	117	14	23	1	1	1	12	8	14	2	0	.252	.248	4	3
16	Columbus	AAA	.164	22	73	7	12	0	1	1	9	3	28	1	0	.220	.233	3	1
	Akron	AA	.258	69	244	47	63	17	2	6	28	21	67	8	1	.335	.418	4	2
17	Akron	AA	.325	14	40	7	13	3	1	1	5	8	13	2	0	.429	.525	1	1
	Columbus	AAA	.251	101	334	49	84	23	0	15	47	30	87	8	0	.324	.455	3	6
	Minor League Totals		.254	595	2120	301	539	111	12	36	220	161	397	60	11	.315	.369	21	48
	Major League Totals		-	0	0	0	0	0	0	0	0	0	0	0	0	-	-	0	0



COLE SULSER RHP

BATS: R**THROWS:** R**HT:** 6-0**WGT:** 190**BIRTHDATE:** 3/12/90 (28); Poway, CA**RESIDES:** Santa Ysabel, CA**ACQUIRED:** Selected in the 25th round (741st overall) of the 2013 draft

Last Season

Started the year with Akron... allowed 3ER (3-run HR) in first outing of the year, 4/9 vs. Bowie (1.0IP)... allowed 1ER over next 12.0IP before getting transferred to Columbus on 5/18... had a 0.00ERA through first eight games with Columbus (13.0IP), sandwiched around a one game stint with Akron (6/2-6/5)... picked up the save on 8/7 at Rochester after throwing one pitch (0.1IP)... recorded second save on 8/27 at Indianapolis (1.0IP, 2H, 2BB, 1K)... on the year, stranded 19 of 25 inherited runners (76%)... recorded exactly 24.0IP before and after the All-Star Break with Columbus, posting a 1.13ERA (3ER) in the first half and a 4.13ERA (11ER) in the second... combined between Columbus and Akron, allowed more than 1ER in five of 45 games (33 games with 0ER).

Career Notes

Transactions: Selected by Cleveland in the 25th round (741st) of the 2013 draft... **2013-** Mahoning Valley (6/21-9/3)... **2014-** Carolina (4/3-7/7, 7/16-8/31), Akron (7/8-7/17, 9/1)... **2015-** missed the entire season with a strained right elbow... **2016-** Lynchburg (4/7-5/18), Akron (5/19-5/28, 6/1-7/3, 7/5-9/5), Columbus (5/29-5/31, 7/4)... **2017-** Akron (4/6-5/17, 6/2-6/5), Columbus (5/18-6/1, 6/6-9/4).

Recognition: None.

Highlights: **2016-** made Triple-A debut on 5/29 at Durham (2.0IP, 1H, 2K), pitched in four games of the Eastern League Playoffs and collected a pair of saves (7.2IP, 2H, OR, 0ER, 1BB, 4K)... **2014-** had back to back 9K games on 5/23 vs. Myrtle Beach (6.0IP) and 5/28 vs. Wilmington (6.0IP), made Double-A debut (33rd pro game) on 7/11 at Trenton (ND, 6.0IP, 3H, 2R, 1ER, 1BB, 6K)... **2013-** had five straight scoreless games from 7/11-7/30 (16.0IP, 9H, OBB, 12K), ended the season with a 0.53ERA over final three starts (17.0IP, 6H, 2R, 1ER, 2BB, 25K), including back to back 10K games on 8/28 at Jamestown (6.0IP) and 9/3 at Auburn (6.0IP).

Postseason: Akron (2016), Estrellas (DWL, 2017).**Personal:** Attended Dartmouth College.

CAREER STATISTICS

Year	Club	Class	W-L	ERA	G	GS	CG	SHO	SV	SVO	IP	H	R	ER	HR	HB	BB	K	AVG
13	Mahoning Valley	SS	3-2	1.83	15	9	0	0	0	0	54.0	37	12	11	1	2	9	60	.191
14	Carolina	A+	4-13	5.62	25	23	0	0	0	0	125.0	135	92	78	9	6	35	120	.274
	Akron	AA	0-1	3.27	2	2	0	0	0	0	11.0	9	6	4	2	1	2	9	.225
15	INJURED - DID NOT PITCH																		
16	Lynchburg	A+	1-1	4.12	12	0	0	0	2	4	19.2	21	12	9	1	1	4	25	.276
	Columbus	AAA	0-0	1.69	2	1	0	0	0	0	5.1	3	1	1	0	0	0	7	.158
	Akron	AA	1-4	4.81	28	2	0	0	5	7	39.1	44	21	21	1	1	13	38	.280
17	Akron	AA	1-1	2.93	10	0	0	0	1	2	15.1	12	7	5	2	0	4	11	.222
	Columbus	AAA	2-0	2.63	35	0	0	0	2	2	48.0	47	15	14	3	0	26	59	.257
Minor League Totals			12-22	4.05	129	37	0	0	10	15	317.2	308	166	143	19	11	93	329	.253
Major League Totals			0-0	-	0	0	0	0	0	0	0.0	0	0	0	0	0	0	0	-



BEN TAYLOR RHP

BATS: R **THROWS:** R
HT: 6-3 **WGT:** 225
BIRTHDATE: 11/12/92 (25); Montgomery, AL
RESIDES: Montgomery, AL
ACQUIRED: Claimed off waivers from Boston on 2/25/18

Last Season

Made the opening day roster for Boston... struck out only batter faced (Ian Kinsler) in Major League debut at Detroit on 4/7... recorded 3.2IP vs. Baltimore on 4/12 (3H, 1R, 1ER, 1BB, 3K)... optioned to Pawtucket on 4/13... did not pitch and was recalled to Boston for one day on 4/17 (0.1IP, 1H)... pitched twice in second stint with Pawtucket and was recalled on 4/28... notched first career save in 13-inning game on 5/17 at St. Louis (1.0IP, 1BB, 2K)... optioned to Pawtucket on 5/27 after posting a 10.13ERA in seven games (8.0IP, 9ER)... **placed on the DL with a sore right elbow on 5/28**... sent to Lowell for rehab (6/19-6/24)... activated and allowed 2ER over 7.0IP in six games before recall on 7/19... appeared in three games (3.2IP, 0ER) before getting **placed on Boston's DL with a strained left rib cage on 7/23**... sent to Pawtucket for rehab (8/8-8/29), pitching in three games (2.2IP, 0ER)... activated and optioned to Pawtucket on 8/30... recalled to Boston at the end of the season (10/2-10/4), but did not pitch.

Career Notes

Transactions: Selected by Boston in the 7th round (201st) of the 2015 draft... **2015-** Lowell (6/18-7/16), Greenville (7/17-9/7)... **2016-** Salem (4/7-6/20), Portland (6/21-9/5)... **2017-** Boston (4/3-4/12, 4/17, 4/28-5/26, 7/19-8/29, 10/2-10/4), **on the DL (7/23-8/29, strained left rib cage), rehab with Pawtucket (8/8-8/29), Pawtucket (4/13-4/16, 4/18-4/27, 5/27-7/18, 8/30-9/4), on the DL (5/28-6/24, sore right elbow), rehab with Lowell (6/19-6/24)...** **2018-** claimed by Cleveland off waivers from Boston on 2/25/18.

Recognition: *Baseball America* (Boston: 2017- 21st).

Highlights: **2016-** picked up 10K in 4.0IP of relief on 6/6 at Lynchburg... **2015-** did not allow a HR until 167th batter faced to start pro career.

Postseason: None.

Personal: Attended the University of South Alabama.

CAREER STATISTICS

Year	Club	Class	W-L	ERA	G	GS	CG	SHO	SV	SVO	IP	H	R	ER	HR	HB	BB	K	AVG
15	Lowell	SS	0-0	1.80	4	0	0	0	0	0	10.0	8	2	2	0	2	17	.222	
	Greenville	A	0-2	3.40	10	10	0	0	0	0	45.0	43	23	17	2	15	37	.250	
16	Salem	A+	0-2	2.60	15	3	0	0	3	4	45.0	35	14	13	0	3	10	56	.213
	Portland	AA	1-0	3.44	21	0	0	0	5	7	34.0	28	13	13	4	1	12	42	.222
17	Lowell	SS	0-0	0.00	2	0	0	0	0	0	2.1	1	0	0	0	0	1	1	.167
	Boston	ML	0-1	5.19	14	0	0	0	1	1	17.1	20	10	10	3	0	9	18	.282
	Pawtucket	AAA	0-0	2.70	12	0	0	0	2	3	13.1	7	4	4	2	0	5	12	.156
Minor League Totals			1-4	2.95	64	13	0	0	10	14	149.2	122	56	49	8	6	45	165	.222
Major League Totals			0-1	5.19	14	0	0	0	1	1	17.1	20	10	10	3	0	9	18	.282

GIOVANNY URSHELA INF

BATS: R **THROWS:** R
HT: 6-0 **WGT:** 215
BIRTHDATE: 10/11/91 (26); Cartagena, COL
RESIDES: Cartagena, COL
ACQUIRED: Signed as a non-drafted free agent on 7/2/08



2018 Clippers

Last Season

Split the season with Columbus and Cleveland... had 4RBI at Louisville on 4/8... drew 7BB through first eight games (7BB through final 74 games of 2016)... hit a grand slam in the 13th at Durham on 5/10... hit .344 (32x93) through 23 games from 5/13-6/6... sent to Cleveland for a one day stint on 6/17... played in 16 more games for Columbus before final recall on 7/9... was 2x5 with 4RBI on 8/24 vs. Boston... hit .273 (15x55) with a HR and 7RBI in 27 games during September... appeared in five postseason games, going 2x12 with an RBI.

Career Notes

Transactions: Signed by Cleveland as a non-drafted free agent on 7/2/08... **2009-** DSL Indians (5/30-7/4), AZL Indians (7/14-8/28)... **2010-** Mahoning Valley (6/18-9/6)... **2011-** Lake County (4/7-9/5)... **2012-** Carolina (4/5-9/3), on the DL (5/4-5/20, undisclosed injury)... **2013-** Akron (4/4-9/2)... **2014-** Akron (4/3-5/2), Columbus (5/3-9/1)... **2015-** Columbus (4/9-6/8), on the DL (4/9-4/22, strained lower back; 5/8-5/20, strained lower back), Cleveland (6/9-10/4)... **2016-** Columbus (4/7-9/5), on the DL (5/12-5/24, strained right hamstring)... **2017-** Columbus (4/6-6/16, 6/18-7/8), Cleveland (6/17, 7/9-10/1).

Single Game Career Highs			
Stat	#	Times	Last Time
R	4	1	6/5/13
H	4	5	8/5/16
2B	3	1	4/27/14
HR	2	2	7/20/16
RBI	6	1	6/8/09
Hit Streak	21	1	7/16-8/8/16
OB Streak	21	2	7/16-8/8/16

Recognition: Lou Boudreau Award (2014- Cleveland Minors Player of the Year)... Batter of the Week (2016- International, 4/25-5/1 & 8/1-8/7; 2012- Carolina, 8/6-8/12; 2010- NY-Penn, 8/2-8/8)... *Baseball America* Ranks (Cleveland: 2015- 11th; 2013- 22nd, Best Infield Arm; 2011- 30th, Best Infield Arm).

Highlights: **2016-** 13 game hit streak from 4/25-5/8, 21 game hit streak from 7/16-8/8, hit 2HR on 7/20 vs. Louisville... **2015-** Major League debut on 6/9 vs. Seattle (0x3), got first hit and HR on 6/11 vs. Seattle... **2014-** led IL 3B in fielding (.977, 5E)... **2013-** hit streaks of 12 (5/3-5/18) and 10 (5/27-6/7)... **2012-** hit streaks of 10 (6/12-6/23), 10 (8/4-8/14) and 11 (8/21-9/2), homered twice on 8/25 vs. Salem, led CL 3B in fielding (.964, 10E)... **2011-** hit HR with 4RBI on 4/20 vs. Lansing... **2010-** had 4RBI on 6/26 at Auburn... **2009-** 4x6 with a HR and 6RBI on 6/8 vs. the DSL Nationals, hit streak of 12 (8/8-8/23).

CAREER STATISTICS

Year	Club	Class	AVG	G	AB	R	H	2B	3B	HR	RBI	BB	K	SB	CS	OBP	SLG	SF	SAC
09	DSL Indians	R	.269	27	108	10	29	8	1	1	24	7	14	2	2	.316	.389	1	0
	AZL Indians	R	.257	32	105	10	27	2	0	0	11	10	12	3	0	.322	.276	2	1
10	Mahoning Valley	SS	.290	58	221	22	64	8	0	3	35	12	32	5	3	.326	.367	6	1
11	Lake County	A	.238	126	505	57	120	24	2	9	46	14	69	3	0	.262	.347	4	2
12	Carolina	A+	.278	114	439	50	122	30	1	14	59	16	60	1	1	.309	.446	8	5
13	Akron	AA	.270	116	445	42	120	23	2	8	43	14	48	1	1	.292	.384	2	4
14	Akron	AA	.300	24	90	15	27	9	0	5	19	6	16	1	1	.347	.567	1	0
	Columbus	AAA	.276	104	395	63	109	27	6	13	65	30	51	0	2	.331	.473	1	1
15	Columbus	AAA	.272	22	81	12	22	5	1	3	9	3	12	0	0	.298	.469	0	0
	Cleveland	ML	.225	81	267	25	60	8	1	6	21	18	58	0	1	.279	.330	0	1
16	Columbus	AAA	.274	117	468	54	128	24	1	8	57	15	58	0	0	.294	.380	6	1
17	Columbus	AAA	.266	76	297	34	79	12	1	6	34	20	45	0	0	.321	.374	2	1
	Cleveland	ML	.224	67	156	14	35	7	0	1	15	8	22	0	0	.262	.288	0	1
	Minor League Totals		.269	816	3154	369	847	172	15	70	402	147	417	16	10	.304	.399	33	16
	Major League Totals		.225	148	423	39	95	15	1	7	36	26	80	0	1	.273	.314	0	2



MATT WHITEHOUSE LHP

BATS: L **THROWS:** L

HT: 6-1 **WGT:** 175

BIRTHDATE: 4/13/91 (26); Placentia, CA

RESIDES: Diamond Bar, CA

ACQUIRED: Selected in the 19th round (561st overall) of the 2013 draft

Last Season

Began the year in the bullpen for Akron... made nine appearances, all of at least 2.0IP, going 1-1 with a 2.49ERA (21.2IP, 15H, 8R, 6ER, 4BB, 14K) before getting transferred to Columbus on 5/16... pitched in game two of a doubleheader vs. Indianapolis on 5/16 (0.2IP, 5H, 7R, 7ER, 2BB, 0K) and was returned to Akron on 5/19... made one more relief appearance (0.1IP at Hartford on 5/19) and was inserted into the starting rotation on 5/23 at Altoona (4.0IP, 0H, 0R, 0ER, 1BB, 0K)... by fourth start, was up to 80+ pitches per game... including spot start for Columbus on 6/17, won five consecutive starts from 6/10-7/4, posting a 2.73ERA (29.2IP, 29H, 13R, 9ER, 5BB, 22K)... struggled to an 8.42ERA over next six starts (25.2IP, 40H, 30R, 24ER, 12BB, 25K)... tagged with the loss in a complete game on 8/19 at Richmond (6.0IP, 4H, 2R, 1ER, 1BB, 4K)... with Akron, had a 1.89ERA (19.0IP, 4ER) and 5.0K/BB ratio as a reliever, while registering a 5.01ERA (91.2IP, 51ER) and 3.0K/BB ratio as a starter.

Career Notes

Transactions: Selected by Cleveland in the 19th round (561st) of the 2013 draft... **2013-** Mahoning Valley (6/21-9/4)... **2014-** Lake County (4/4-9/1), on the DL (6/13-9/1, strained left forearm)... **2015-** Lake County (4/9-9/7), on the DL (4/9-9/7, strained left elbow), rehab with AZL Indians (8/25-8/28)... **2016-** Lake County (4/7-5/23), Lynchburg (5/24-8/3, 8/6-9/5), Columbus (8/4-8/5)... **2017-** Akron (4/6-5/15, 5/19-6/15, 6/18-9/4), Columbus (5/16-5/18, 6/16-6/17).

Recognition: Midseason All-Star (2013- New York-Penn).

Highlights: **2016-** posted a 0.00ERA over 10 games from 4/10-5/18 (22.0IP, 11H, 4BB, 28K), threw the equivalent of a no-hitter from 4/15-5/5 (retired 34 of 36 batters faced; BB and a K+WP), did not allow a run through first five games with Lynchburg from 5/26-6/11 (12.2IP), made Triple-A debut on 8/4 vs. Indianapolis (2.1IP, 3BB, 3K)... **2014-** recorded career high 6K vs. Burlington on 4/18 (4.2IP)... **2013-** went 4-0 with a 0.00ERA (24.1IP, 15H, 5R, 3BB, 16K) from 6/25-8/17.

Postseason: Lynchburg (2016).

Personal: Attended the University of California-Irvine.

CAREER STATISTICS

Year	Club	Class	W-L	ERA	G	GS	CG	SHO	SV	SVO	IP	H	R	ER	HR	HB	BB	K	AVG
13	Mahoning Valley	SS	4-2	0.72	14	4	0	0	0	0	37.1	22	9	3	1	2	4	29	.165
14	Lake County	A	2-1	5.51	11	0	0	0	0	4	32.2	39	28	20	3	2	11	33	.289
15	AZL Indians	R	0-1	0.00	2	2	0	0	0	0	1.2	1	3	0	0	0	3	3	.143
16	Lake County	A	1-0	0.98	12	0	0	0	2	3	27.2	18	6	3	1	2	6	33	.180
	Columbus	AAA	0-0	0.00	1	0	0	0	0	0	2.1	0	0	0	0	0	3	3	.000
	Lynchburg	A+	3-4	3.44	24	2	0	0	1	2	49.2	50	22	19	2	0	22	49	.259
17	Columbus	AAA	1-0	12.00	2	1	0	0	0	0	6.0	9	9	8	0	0	4	3	.360
	Akron	AA	8-8	4.47	28	19	1	0	1	1	110.2	118	69	55	15	5	27	87	.266
	Minor League Totals		19-16	3.63	94	28	1	0	4	10	268.0	257	146	108	22	11	80	240	.246
	Major League Totals		0-0	-	0	0	0	0	0	0	0.0	0	0	0	0	0	0	0	-



ADAM WILK LHP

BATS: L **THROWS:** L

HT: 6-2 **WGT:** 195

BIRTHDATE: 12/9/87 (30); Anaheim, CA

RESIDES: Buena Park, CA

ACQUIRED: Signed as a minor league free agent on 1/22/18

Last Season

Started the year with Las Vegas... made only two quality starts through six total, but had contract purchased to make spot start for New York (NL) on 5/7... took the loss vs. Miami that day (3.2IP, 8H, 6R, 5ER, 1BB, 2K), allowing 3HR (pair to Mike Stanton)... DFA'd on 5/8 and claimed by Minnesota off waivers on 5/10... appeared in two games out of the bullpen (7.0IP, 8H, 3R, 3ER, 5BB, 4K) and was DFA'd on 5/27... outrighted to Rochester on 5/29... picked up the win with a quality start vs. Syracuse on 6/9 (6.0IP, 5H, 3R, 3ER, 1BB, 5K)... had contract purchased on 6/17 to make spot start for Minnesota... took the loss vs. Cleveland that day (3.1IP, 8H, 6R, 6ER, 3BB, 2K)... DFA'd on 6/18, released on 6/22 and did not pitch the rest of the year... gave up at least 1HR in 11 of 13 games combined in 2017.

Career Notes

Transactions: Selected by Detroit in the 11th round (330th) of the 2009 draft... **2009-** Oneonta (6/24-7/31), West Michigan (8/1-9/7)... **2010-** Lakeland (4/8-8/23), Erie (8/24-9/6)... **2011-** Toledo (4/7-5/23, 5/28-6/4, 6/23-7/2, 7/20-9/5), Detroit (5/24-5/27, 6/5-6/22, 7/3-7/19)... **2012-** Toledo (4/6-4/13, 4/26-9/3), Detroit (4/14-4/25)... **2013-** pitched in Korea... signed by Pittsburgh as a minor league free agent on 12/18/13... **2014-** Indianapolis (4/4-9/1), on the DL (8/18-8/28, sore left ankle)... signed by Los Angeles (AL) as a minor league free agent on 12/18/14... **2015-** Salt Lake (4/9-4/14, 4/19-9/7), Los Angeles (4/15-4/18)... **2016-** signed by Tampa Bay as a minor league free agent on 1/19/16... Durham (4/7-9/5), on the DL (6/27-9/5, undisclosed injury)... **2017-** signed by New York (NL) as a minor league free agent on 1/16/17... Las Vegas (4/6-5/6), New York (5/7)... claimed by Minnesota off waivers from New York (NL) on 5/10/17... Minnesota (5/10-5/26, 6/17), Rochester (5/29-6/16)... **2018-** signed by Cleveland as a minor league free agent on 1/22/18.

Recognition: Postseason All-Star (2010- Florida)... Pitcher of the Week (2014- International, 7/1-7/7; 2010- Florida, 8/3-8/9; 2009- New York-Penn, 7/21-7/27)... *Baseball America* (Detroit: 2013- 10th, Best Changeup, Best Control; 2012- 22nd, Best Control; 2011- 27th, Best Control).

CAREER STATISTICS

Year	Club	Class	W-L	ERA	G	GS	CG	SHO	SV	SVO	IP	H	R	ER	HR	HB	BB	K	AVG
09	Oneonta	SS	2-0	1.45	7	7	1	0	0	0	37.1	23	7	6	0	1	5	34	.173
	West Michigan	A	2-1	1.49	7	7	0	0	0	0	36.1	30	7	6	2	1	2	33	.222
10	Lakeland	A+	9-5	3.01	24	24	1	0	0	0	143.2	139	58	48	8	4	19	100	.250
	Erie	AA	2-0	1.14	3	3	0	0	0	0	23.2	10	3	3	1	1	5	14	.128
11	Detroit	ML	0-0	5.40	5	0	0	0	0	0	13.1	14	10	8	3	0	3	10	.259
	Toledo	AAA	8-6	3.24	18	18	0	0	0	0	102.2	105	45	37	15	3	14	76	.262
12	Detroit	ML	0-3	8.18	3	3	0	0	0	0	11.0	21	11	10	4	0	3	7	.412
	Toledo	AAA	7-11	2.77	24	24	3	0	0	0	149.2	123	61	46	13	0	28	128	.221
13	NC Dinos	KBO	4-8	4.12	17	16	0	0	0	0	91.2	93	48	42	12	1	27	70	-
14	Indianapolis	AAA	7-14	4.72	28	24	1	1	1	1	146.2	166	94	77	18	2	44	106	.291
15	Los Angeles (AL)	ML	0-0	4.50	1	0	0	0	0	0	2.0	2	1	1	1	1	1	2	.250
	Salt Lake	AAA	7-11	5.59	27	25	1	0	0	0	145.0	189	106	90	16	2	40	105	.313
16	Durham	AAA	2-8	3.61	15	15	0	0	0	0	87.1	85	45	35	9	2	13	75	.259
17	Las Vegas	AAA	2-3	5.91	6	6	0	0	0	0	32.0	40	22	21	5	2	5	29	.305
	New York (NL)	ML	0-1	12.27	1	1	0	0	0	0	3.2	8	6	5	3	0	1	2	.444
	Rochester	AAA	1-0	4.38	3	2	0	0	0	0	12.1	15	6	6	2	0	3	6	.300
	Minnesota	ML	0-1	7.84	3	1	0	0	0	0	10.1	16	9	9	3	0	8	6	.356
Minor League Totals			49-59	3.68	162	155	7	2	1	1	916.2	925	454	375	89	18	178	706	.261
Major League Totals			0-5	7.36	13	5	0	0	0	0	40.1	61	37	33	14	1	16	27	.347



ROBERT ZARATE LHP

BATS: L

THROWS: L

HT: 6-3

WGT: 200

BIRTHDATE: 2/1/87 (31); Valencia, VZ

RESIDES: Valencia, VZ

ACQUIRED: Signed as a minor league free agent on 1/4/18

Last Season

Did not pitch while recovering from reconstructive surgery on left elbow, performed in spring of 2016.

Career Notes

Transactions: Signed by Toronto as a non-drafted free agent on 1/26/05... **2006-** DSL Blue Jays (6/3-8/24)... **2007-** DSL Blue Jays (6/7-7/20)... **2008-** GCL Blue Jays (8/21-8/25)... **2009-** missed the entire season after suffering torn left labrum in 2008... signed by Florida as a minor league free agent on 12/16/09... **2010-** missed the entire season, recovering from 2008 injury... **2011-** missed the entire season, recovering from 2008 injury... **2012-14-** pitched in the Japanese minor leagues... **2015-** signed by Tampa Bay as a minor league free agent on 1/23/15... Montgomery (4/6-6/7), on the DL (4/6-6/7, strained pectoral), Charlotte (6/8-6/10), Durham (6/11-9/7), on the DL (7/19-8/13, strained right oblique)... signed by Pittsburgh as a minor league free agent on 12/7/15... **2016-** missed the entire season due to left elbow surgery... **2017-** missed the entire season, recovering from 2016 injury... **2018-** signed by Cleveland as a minor league free agent on 1/4/18.

Recognition: None.

Highlights: **2015-** posted a 0.53ERA (17.0IP, 1ER) through first five games, did not allow an ER over final seven games of the year (9.2IP).

Postseason: None.

Personal: Brother, Mauro, pitched in four games for Florida in 2007.

CAREER STATISTICS

Year	Club	Class	W-L	ERA	G	GS	CG	SHO	SV	SVO	IP	H	R	ER	HR	HB	BB	K	AVG
06	DSL Blue Jays	R	1-0	2.37	13	2	0	0	0	0	19.0	21	8	5	1	2	4	14	.263
07	DSL Blue Jays	R	1-3	2.54	8	8	0	0	0	0	46.0	51	23	13	0	3	11	58	.273
08	GCL Blue Jays	R	0-0	0.00	2	0	0	0	0	0	2.0	1	0	0	0	0	0	1	.143
09						INJURED - DID NOT PITCH													
10						INJURED - DID NOT PITCH													
11						INJURED - DID NOT PITCH													
15	Charlotte	A+	0-0	0.00	1	0	0	0	0	0	2.0	0	0	0	0	0	1	2	.000
	Durham	AAA	2-1	2.90	17	5	0	0	2	2	40.1	29	16	13	2	3	15	49	.197
16						INJURED - DID NOT PITCH													
17						INJURED - DID NOT PITCH													
	Minor League Totals		4-4	2.55	41	15	0	0	2	2	109.1	102	47	31	3	8	31	124	.239
	Major League Totals		0-0	-	0	0	0	0	0	0	0.0	0	0	0	0	0	0	0	-

BRADLEY ZIMMER OF

BATS: L **THROWS:** R
HT: 6-4 **WGT:** 185
BIRTHDATE: 11/27/92 (25); San Francisco, CA
RESIDES: La Jolla, CA
ACQUIRED: Selected in the 1st round (21st overall) of the 2014 draft



2018 Clippers

Last Season

Started the year with Columbus... led off the game with a homer on 5/9 at Durham... hit safely in eight straight from 5/7-5/14 (.419, 13x31) and was recalled to Cleveland for the rest of the season on 5/16... made Major League debut on 5/16 vs. Tampa Bay (0x3, 3K)... went 2x4 with a double, a HR and 2RBI on 5/17 vs. Tampa Bay... homered and had 4RBI on 5/30 vs. Oakland... picked up 4RBI on 6/17 at Minnesota... sat at .308/.388/.516 with 4HR and 20RBI through first 34 games (hit .212/.271/.327 with 4HR and 19RBI in 67 games thereafter)... had three straight multi-hit games from 7/24-7/26 (7x12, 2HR, 8RBI)... slumped to .143 (13x91) from 8/1 on and was left off the postseason roster.

Career Notes

Transactions: Selected by Chicago (NL) in the 23rd round of the 2011 draft, did not sign... Selected by Cleveland in the 1st round (21st) of the 2014 draft... **2014-** Mahoning Valley (6/18-8/29), Lake County (8/30-9/1)... **2015-** Lynchburg (4/9-7/13), Akron (7/14-9/7)... **2016-** Akron (4/7-7/25), Columbus (7/26-9/5)... **2017-** Columbus (4/6-5/15), Cleveland (5/16-10/1).

Recognition: Midseason All-Star (2016- Eastern; 2016- Arizona Fall, 2015- All-Star Futures; 2015- Carolina)... Batter of the Week (2015- Carolina, 4/13-4/19 & 5/18-5/24, Eastern, 8/10-8/16; 2014- New York-Penn, 8/11-8/17)... *Baseball America* Ranks (Cleveland: 2017- 2nd, Best Outfield Arm; 2016- 1st, Best Athlete; 2015- 2nd, Best Athlete).

Highlights: **2016-** had 2HR and 3RBI on 4/11 at Altoona, homered in three straight from 5/7-5/9 (8RBI), had 4-hit game (two doubles) on 8/5 at Louisville... **2015-** homered in three straight games from 4/16-4/18, had 2HR game on 8/12 at New Hampshire... **2014-** recorded 19 multi-hit games in 45 chances at Mahoning Valley, homered in back to back games with Lake County to end the season, hit .333 (8x24) with 3RBI in the Midwest League Playoffs.

Postseason: Columbus (2016), Lake County (2014), Mesa (AFL, 2016).

Personal: Attended the University of San Francisco with older brother, Kyle (1st round pick by Kansas City in 2012)... was a member of USA Baseball's Collegiate National Team between sophomore and junior seasons.

Single Game Career Highs			
Stat	#	Times	Last Time
R	3	7	8/5/16
H	4	2	8/5/16
2B	2	5	4/25/17
HR	2	2	4/11/16
RBI	4	6	7/25/17*
SB	3	1	6/17/16
Hit Streak	9	1	5/22-6/2/15
OB Streak	19	1	7/25-8/27/14

*- in MLB

CAREER STATISTICS

Year	Club	Class	AVG	G	AB	R	H	2B	3B	HR	RBI	BB	K	SB	CS	OBP	SLG	SF	SAC
14	Mahoning Valley	SS	.304	45	168	32	51	11	2	4	30	19	30	11	4	.401	.464	1	0
	Lake County	A	.273	3	11	4	3	1	0	2	2	3	1	0	.385	.909	0	0	
15	Lynchburg	A+	.308	78	286	60	88	17	3	10	39	37	77	32	5	.403	.493	2	0
	Akron	AA	.219	49	187	24	41	9	1	6	24	18	54	12	2	.313	.374	1	0
16	Akron	AA	.253	93	340	58	86	20	6	14	53	56	115	33	13	.371	.471	0	3
	Columbus	AAA	.242	37	128	18	31	5	0	1	9	21	56	5	1	.349	.305	0	1
17	Columbus	AAA	.294	33	126	22	37	11	2	5	14	14	43	9	3	.371	.532	1	1
	Cleveland	ML	.241	101	299	41	72	15	2	8	39	26	99	18	1	.307	.385	3	0
	Minor League Totals		.268	305	1120	196	300	63	12	37	157	153	335	94	25	.372	.3445	4	4
	Major League Totals		.241	101	299	41	72	15	2	8	39	26	99	18	1	.307	.385	3	0



PLAYER DEVELOPMENT

© David Monseur

Francisco Mejia enters 2018 ranked as the #1 prospect in the Cleveland organization after skipping Triple-A to make his Major League debut last season.

ORGANIZATION OVERVIEW

2017 STANDINGS

Class	Team	League	W	L	PCT	Finish (of)	Manager
Majors	Cleveland	American	102	60	.630	1st (15) [^]	Terry Francona
Triple-A	Columbus	International	71	71	.500	t-6th (14)	Chris Tremie
Double-A	Akron	Eastern	69	71	.493	6th (12)	Mark Budzinski
Advanced-A	Lynchburg	Carolina	87	52	.626	1st (10) [*]	Tony Mansolino
Low-A	Lake County	Midwest	54	85	.388	16th (16)	Larry Day
Short Season	Mahoning Valley	New York-Penn	44	29	.603	2nd (14) [^]	Luke Carlin
Rookie	AZL Indians	Arizona	15	41	.268	15th (15)	Anthony Medrano

*- League Champs, [^]Division Champs

ORGANIZATIONAL BATTING LEADERS

Batter	Average (min. 383PA)							Homeruns		RBI	
	Avg.	G	AB	R	H	HR	RBI				
Mejia, Francisco	.297	92	347	52	103	14	52	Shaffer, Richie	30	Shaffer, Richie	89
Rodriguez, Ronny	.291	117	447	60	130	17	64	Tapia, Emmanuel	29	Bradley, Bobby	89
Castro, Willi	.290	123	469	69	136	11	58	Haase, Eric	27	Tapia, Emmanuel	71
Sever, Joe	.283	120	442	48	125	7	54	Chang, Yu-Cheng	24	Chu, Li-Jen	67
Cervenka, Martin	.278	112	400	59	111	8	57	Bradley, Bobby	23	Chang, Yu-Cheng	66
Calica, Andrew	.274	103	376	64	103	6	40	Doubles		Triples	
Chu, Li-Jen	.269	125	465	57	125	17	67	Tom, Ka'ai	31	Haggerty, Sam	13
Haase, Eric	.260	97	339	60	88	27	61	Loopstok, Sicnarf	28	Tom, Ka'ai	7
Stamets, Eric	.259	115	374	56	97	16	52	Haggerty, Sam	27	Capel, Conner	7
Papi, Mike	.258	124	415	70	107	12	55	Stamets, Eric	26	3 tied	5
								2 tied	25		

Runs	Stolen Bases		Slugging Percentage		On Base Percentage		
Capel, Conner	73	Haggerty, Sam	49	Haase, Eric	.578	Papi, Mike	.368
Haggerty, Sam	72	Allen, Greg	24	Mejia, Francisco	.490	Calica, Andrew	.368
Chang, Yu-Cheng	72	Tom, Ka'ai	23	Capel, Conner	.478	Haggerty, Sam	.355
Papi, Mike	70	Longo, Mitch	20	Bradley, Bobby	.465	Haase, Eric	.352
2 tied	69	Castro, Willi	19	Shaffer, Richie	.464	Mejia, Francisco	.346

ORGANIZATIONAL PITCHING LEADERS

Pitcher	ERA (min. 88.0IP)						Wins		Saves	
	ERA	W-L	IP	H	BB	K				
Pannone, Thomas	1.96	8-1	110.0	77	28	120	Civale, Aaron	13	Angulo, Argenis	15
DeMasi, Dominic	2.55	8-4	106.0	87	23	64	McKenzie, T.	12	Siri, Dalbert	14
Bieber, Shane	2.86	10-5	173.1	185	10	162	Merritt, Ryan	11	Hill, Cameron	13
Merritt, Ryan	3.00	11-5	123.0	123	26	89	Bieber, Shane	10	Armstrong, S.	10
Hartson, Brock	3.06	6-5	129.1	104	31	88	Morimando, S.	10	Mejia, Jean Carlos	9
Civale, Aaron	3.28	13-6	164.2	160	14	141	Innings Pitched		Strikeouts	
Narveson, Chris	3.41	6-7	103.0	98	44	62	Bieber, Shane	173.1	McKenzie, Triston	186
McKenzie, Triston	3.46	12-6	143.0	105	45	186	Civale, Aaron	164.2	Bieber, Shane	162
Tully, Tanner	3.69	6-10	124.1	128	22	95	Morimando, S.	159.1	Civale, Aaron	141
Chiang, Shao-Ching	4.29	9-10	155.1	165	33	101	Chiang, S.	155.1	Morimando, S.	128
							McKenzie, T.	143.0	Merryweather, J.	128

Strikeouts/Walks	WHIP		Average		Games		
Bieber, Shane	16.2	Pannone, T.	0.95	Pannone, T.	.197	Crockett, Kyle	51
Civale, Aaron	10.1	DeMasi, Dominic	1.04	McKenzie, T.	.203	Head, Louis	50
Tully, Tanner	4.3	Hartson, Brock	1.04	Hartson, Brock	.220	Johnson, Jeff	50
Pannone, T.	4.3	McKenzie, T.	1.05	DeMasi, Dominic	.225	Sulser, Cole	45
McKenzie, T.	4.1	Civale, Aaron	1.06	Narveson, Chris	.249	Hill, Cameron	43

PROSPECT WATCH

TOP 30 PROSPECTS BY BASEBALL AMERICA

1. C	Francisco Mejia	16. SS	Tyler Freeman ¹⁷
2. RHP	Triston McKenzie	17. RHP	Julian Merryweather
3. 1B	Bobby Bradley	18. LHP	Sam Hentges
4. 3B	Nolan Jones	19. C	Logan Ice
5. RHP	Shane Bieber	20. OF	Oscar Gonzalez
6. SS	Yu-Cheng Chang	21. OF	John Rodriguez ¹⁷
7. SS	Willi Castro	22. RHP	Luis Oviedo
8. OF	Greg Allen	23. 2B	Tyler Krieger
9. OF	George Valera	24. MI	Ernie Clement ¹⁷
10. OF	Will Benson	25. 2B	Mark Mathias
11. MI	Erik Gonzalez	26. LHP	Ryan Merritt
12. SS	Aaron Bracho	27. 3B	Gavin Collins
13. OF	Quentin Holmes ¹⁷	28. LHP	Brady Aiken
14. RHP	Aaron Civale	29. RHP	Eli Morgan ¹⁷
15. OF	Conner Capel	30. SS	Marcos Gonzalez

BEST TOOLS BY BASEBALL AMERICA

Hitter for Avgerage	Francisco Mejia
Power Hitter	Bobby Bradley
Strike Zone Discipline	Nolan Jones
Fastest Baserunner	Quentin Holmes
Athlete	Will Benson
Fastball	J. Merryweather
Curveball	Triston McKenzie
Slider	Aaron Civale
Changeup	Eli Morgan
Control	Shane Bieber
Defensive Catcher	Logan Ice
Defensive Infielder	Erik Gonzalez
Infield Arm	Nolan Jones
Defensive Outfielder	Greg Allen
Outfield Arm	John Rodriguez

17 - 2017 draft pick

Paying Dividends

The 2017 season saw five former Clippers in the Major League All-Star Game, including three Postseason Award Winners.

Corey Kluber began the 2011 season with Columbus ranked as the 26th best prospect in the Cleveland organization. Since graduating to the Big Leagues in 2013, he has garnered two American League Cy Young Awards (2014, 2017) and been named to a pair of All-Star Teams (2016, 2017).

Francisco Lindor spent all four of his minor league seasons ranked as the top prospect among Cleveland minor leaguers, including 2015 when he started the year with Columbus. He won his first Silver Slugger Award last season to go with his second straight All-Star nomination (also won a Gold Glove in 2016).

Jose Ramirez started 2014 with the Clippers ranked 9th among Cleveland minor leaguers. Ramirez collected his first Silver Slugger Award in 2017, while also making his first All-Star Team and finishing in the top three of the MVP voting.

Michael Brantley's first season in Columbus came in 2009, when he was tabbed as the 9th best prospect in the system. The 2017 season was his second as an All-Star (2014, also won a Silver Slugger in 2014).

Seattle's Robinson Cano (pictured) was a Clipper in 2005, entering that year as the #2 prospect among New York (AL) farmhands. The All-Star nod in 2017 was the eighth of his career, as he picked up MVP honors for his go-ahead homer in the 10th. Cano also has five Silver Sluggers, two Gold Gloves and a World Series ring in his trophy case.



CLEVELAND INDIANS

2401 Ontario Street
Cleveland, OH 44115
Phone: (216) 420-4200
Fax: (216) 420-4396
indians.com

President: Chris Antonetti
General Manager: Mike Chernoff
PR/Media Contact: Bart Swain
First Season: 1901
League: American League
2018 Season: March 29 - Sept. 30

Progressive Field



Opened: 1994
Surface: Grass
Capacity: 43,545
Dimensions: LF-325, CF-405, RF-325

2018 Field Staff

Manager: Terry Francona (6th year, 454-354)
Pitching Coach: Carl Willis (1st year)
Hitting Coach: Ty Van Burkleo (6th year)
Asst. Hitting Coach: Victor Rodriguez (1st year)
Bench Coach: Brad Mills (5th year)

Bullpen Coach: Scott Atchison (1st year)
First Base Coach: Sandy Alomar (9th year)
Third Base Coach: Mike Sarbaugh (6th year)
Head Trainer: James Quinlan (5th year)

SCOUTING AND PLAYER DEVELOPMENT

Assistant GM: Carter Hawkins
Assistant GM: Matt Forman
Director, Scouting Operations: John Mirabelli
Director, Pro Scouting: Victor Wang
Director, Amateur Scouting: Scott Barnsby
Director, Baseball Operations: Eric Binder
Director, Player Development: James Harris
Asst., Player Development: Matt Blake
Asst., Player Development: Alex Eckelman

Field Coordinator: Tom Wiedenbauer
Pitching Coordinator: Ruben Niebla
Hitting Coordinator: Jim Rickon
Asst. Field Coordinator: Julio Rangel
Infield Coordinator: John McDonald
Performance Coordinator: Todd Kubacki



Terry Francona

2017 STANDINGS

EAST	W	L	PCT	GB
Boston*	93	69	.574	-
New York ^{WC}	91	71	.562	2.0
Tampa Bay	80	82	.494	13.0
Toronto	76	86	.469	17.0
Baltimore	75	87	.463	18.0

CENTRAL	W	L	PCT	GB
Cleveland*	102	60	.630	-
Minnesota ^{WC}	85	77	.525	17.0
Kansas City	80	82	.494	22.0
Chicago	67	95	.414	35.0
Detroit	64	98	.395	38.0

WEST	W	L	PCT	GB
Houston	101	61	.623	-
Los Angeles	80	82	.494	21.0
Seattle	78	84	.481	23.0
Texas	78	84	.481	23.0
Oakland	75	87	.463	26.0

* Division Winner, WC- Wild Card Winner

CLEVELAND INDIANS

BATTERS	AVG	G	AB	R	H	2B	3B	HR	RBI	BB	K	SB	CS	OBP	SLG	SF	SAC	HBP	DP
Allen, Greg	.229	25	35	7	8	1	0	1	6	2	8	1	0	.282	.343	1	0	1	0
Almonte, Abraham	.233	69	172	26	40	8	3	3	14	20	46	2	1	.314	.366	1	1	1	2
Brantley, Michael	.299	90	338	47	101	20	1	9	52	31	50	11	1	.357	.444	4	0	2	8
Bruce, Jay	.248	43	149	21	37	9	2	7	26	18	37	1	0	.331	.477	1	0	1	2
Chisenhall, Lonnie	.288	82	236	34	68	17	1	12	53	25	55	2	2	.360	.521	3	3	3	6
Diaz, Yandy	.263	49	156	25	41	8	1	0	13	21	35	2	0	.352	.327	1	0	1	5
Encarnacion, Edwin	.258	157	554	96	143	20	1	38	107	104	133	2	0	.377	.504	5	0	5	18
Gomes, Yan	.232	105	341	43	79	15	0	14	56	31	99	0	0	.309	.399	2	1	8	9
Gonzalez, Erik	.255	60	110	18	28	6	0	4	11	3	37	1	2	.272	.418	1	1	0	1
Guyer, Brandon	.236	70	165	23	39	7	1	2	20	15	43	2	0	.326	.327	2	2	8	4
Jackson, Austin	.318	85	280	46	89	19	3	7	35	33	64	3	1	.387	.482	4	0	1	13
Kipnis, Jason	.232	90	336	43	78	25	0	12	35	28	71	6	2	.291	.414	5	2	2	0
Lindor, Francisco	.273	159	651	99	178	44	4	33	89	60	93	15	3	.337	.505	3	5	4	11
Martinez, Michael	.364	14	11	1	4	1	0	0	0	2	5	0	1	.462	.455	0	1	0	0
Mejia, Francisco	.154	11	13	1	2	0	0	0	1	1	3	0	0	.214	.154	0	0	0	0
Naquin, Tyler	.216	19	37	4	8	2	0	0	1	2	9	0	1	.250	.270	1	0	0	1
Perez, Roberto	.207	73	217	22	45	12	0	8	38	26	71	0	1	.291	.373	1	4	0	4
Ramirez, Jose	.318	152	585	107	186	56	6	29	83	52	69	17	5	.374	.583	5	0	3	13
Robertson, Daniel	.225	32	80	9	18	4	1	1	7	7	3	0	1	.287	.338	0	1	0	6
Santana, Carlos	.259	154	571	90	148	37	3	23	79	88	94	5	1	.363	.455	2	0	6	11
Ursuela, Giovanni	.224	67	156	14	35	7	0	1	15	8	22	0	0	.262	.288	0	1	0	6
Zimmer, Bradley	.241	101	299	41	72	15	2	8	39	26	99	18	1	.307	.385	3	0	4	5
Team Total	.263	162	5511	818	1449	333	29	212	780	604	1153	88	23	.339	.449	45	23	50	125

PITCHERS	W-L	ERA	G	GS	CG	SHO	SV	SVO	IP	H	R	ER	HR	HB	BB	K	AVG
Allen, Cody	3-7	2.94	69	0	0	0	30	34	67.1	57	24	22	9	2	21	92	.221
Armstrong, Shawn	1-0	4.38	21	0	0	0	0	0	24.2	23	12	12	5	1	10	20	.237
Bauer, Trevor	17-9	4.19	32	31	0	0	0	0	176.1	181	84	82	25	5	60	196	.266
Breslow, Craig	0-0	4.15	7	0	0	0	0	0	4.1	3	2	2	0	0	2	5	.214
Carrasco, Carlos	18-6	3.29	32	32	1	0	0	0	200.0	173	73	73	21	10	46	226	.235
Clevinger, Mike	12-6	3.11	27	21	0	0	0	0	121.2	92	46	42	13	3	60	137	.211
Crockett, Kyle	0-0	10.80	4	0	0	0	0	0	1.2	4	2	2	0	1	1	2	.444
Goody, Nick	1-2	2.80	56	0	0	0	0	0	54.2	39	20	17	7	3	20	72	.198
Kluber, Corey	18-4	2.25	29	29	5	3	0	0	203.2	141	56	51	21	5	36	265	.193
Logan, Boone	1-0	4.71	38	0	0	0	0	1	21.0	20	13	11	2	1	9	28	.250
Martinez, Michael	0-0	0.00	1	0	0	0	0	0	1.0	1	0	0	0	0	0	0	.250
McAllister, Zach	2-2	2.61	50	0	0	0	0	0	62.0	53	18	18	8	1	21	66	.235
Merritt, Ryan	2-0	1.74	5	4	0	0	0	0	20.2	26	6	4	0	0	4	7	.310
Miller, Andrew	4-3	1.44	57	0	0	0	2	4	62.2	31	11	10	3	5	21	95	.144
Olson, Tyler	1-0	0.00	30	0	0	0	1	1	20.0	13	0	0	0	1	6	18	.188
Otero, Dan	3-0	2.85	52	0	0	0	0	0	60.0	63	23	19	6	0	9	38	.273
Salazar, Danny	5-6	4.28	23	19	0	0	0	0	103.0	94	51	49	14	3	44	145	.242
Shaw, Bryan	4-6	3.52	79	0	0	0	3	6	76.2	71	36	30	5	0	22	73	.247
Smith, Joe	0-0	3.44	21	0	0	0	1	1	18.1	16	7	7	1	0	0	20	.229
Tomlin, Josh	10-9	4.98	26	26	1	0	0	0	141.0	166	80	78	23	4	14	109	.294
Team Total	102-60	3.30	162	162	7	19	37	47	1440.2	1267	564	529	163	45	406	1614	.236

Making An Impact

Of 41 Indians to appear in a game last season, 21 also played for Columbus (25 had been Clippers at some point in their careers). Of those 21, only two made their Major League debuts, Yandy Diaz (4/3 at Texas, opening day; three separate stints in Cleveland) and Bradley Zimmer (5/16 vs. Tampa Bay, remained in Cleveland for the rest of the season).

Two others, Greg Allen and Francisco Mejia, debuted in the Majors after making the jump from Double-A. In the last five years, the Indians have had five players leapfrog Triple-A to make their Major League debut (Kyle Crockett, Shawn Morimando and Jose Ramirez).

AKRON RUBBERDUCKS

300 South Main Street
Akron, OH 44308
Phone: (330) 253-5151
Fax: (330) 253-3300
akronrubberducks.com

Owned by: Ken Babby
General Manager: Jim Pfander
PR/Media Contact: Adam Liberman
Affiliated Since: 1989
League (since): Eastern (1989)
2018 Season: April 5 - September 3

Canal Park



Opened: 1997
Surface: Grass
Capacity: 7,630
Dimensions: LF-331, CF-400, RF-337

2018 Field Staff

Manager: Tony Mansolino (1st year, 0-0)
Pitching Coach: Rigo Beltran (1st year)
Hitting Coach: Kevin Howard (1st year)
Coach: Dennis Malave (1st year)
Trainer: Jeremy Heller (5th year)



Tony Mansolino

2017 STANDINGS

EASTERN	W	L	PCT	GB
Trenton*	92	48	.657	-
Binghamton ^{WC}	85	54	.612	6.5
Reading	72	68	.514	20.0
Portland	65	74	.468	26.5
Hartford	62	77	.446	29.5
New Hampshire	59	80	.424	32.5

WESTERN	W	L	PCT	GB
Altoona*	74	66	.529	-
Bowie ^{WC}	72	68	.514	2.0
Akron	69	71	.493	5.0
Erie	65	75	.464	9.0
Richmond	63	77	.450	11.0
Harrisburg	60	80	.429	14.0

*- Division Winner
WC- Wild Card Winner

2017 PLAYOFFS AND AWARDS

Playoffs:

Division Series

Altoona over Bowie, 3-0
Trenton over Binghamton, 3-1

Championship Series

Altoona over Trenton, 3-0

Akron All-Stars:

Cameron Hill-P[™], Thomas Pannone-P[™],
Francisco Mejia-C[™], Yu-Cheng Chang-SS[™],
Eric Haase-DH[™]

Akron Award Winners:

Rookie of the Year

Francisco Mejia

Batter of the Week

Francisco Mejia 6/5-6/11, Eric Haase 7/3-7/9

Pitcher of the Week

Julian Merryweather 4/24-4/30

AKRON RUBBERDUCKS

BATTERS	AVG	G	AB	R	H	2B	3B	HR	RBI	BB	K	CS	OBP	SLG	SF	SAC	HBP	DP	
Allen, Greg	.264	71	258	37	68	16	1	2	24	22	55	21	.344	.357	6	4	13	1	
Bradley, Bobby	.251	131	467	66	117	25	3	23	89	55	122	3	.331	.465	5	1	4	11	
Castillo, Ivan	.203	28	69	10	14	3	0	1	8	10	13	1	.317	.290	1	5	2	1	
Chang, Yu-Cheng	.220	126	440	72	97	24	5	24	66	52	134	11	.4	.312	.461	5	2	9	7
Chisenhall, Lonnie	.125	5	16	1	2	0	0	0	0	1	4	0	.176	.125	0	0	0	0	
De La Cruz, Juan	.133	12	30	0	4	1	0	0	3	3	9	0	.212	.167	0	2	0	1	
Haase, Eric	.258	95	333	59	86	17	5	26	59	44	116	4	.2	.349	.574	1	0	3	5
Hankins, Todd	.228	73	232	28	53	7	1	2	19	21	70	15	.5	.289	.293	3	4	0	1
Kipnis, Jason	.143	5	14	1	2	0	0	1	1	0	6	0	.200	.357	0	0	1	0	
Krieger, Tyler	.225	119	418	55	94	25	2	6	43	42	107	12	6	.303	.337	7	5	8	10
Laureano, Jon	.200	3	10	1	2	1	0	0	2	1	0	1	0	.273	.300	0	0	0	0
Marabell, Connor	.268	11	41	2	11	1	0	0	2	3	8	0	0	.318	.293	0	0	0	0
Mathias, Mark	.212	35	104	17	22	5	1	1	13	13	34	4	0	.328	.308	2	0	6	3
Medina, Yhoxian	.182	11	33	6	6	0	0	1	2	3	7	0	1	.308	.273	0	0	3	1
Mejia, Francisco	.297	92	347	52	103	21	2	14	52	24	53	7	2	.346	.490	6	1	5	7
Mendoza, Yonathan	.196	15	51	2	10	2	0	1	6	4	9	2	0	.255	.294	0	0	0	0
Murphy, Taylor	.203	25	79	13	16	1	0	3	13	13	29	3	1	.344	.329	0	0	4	3
Papi, Mike	.267	87	296	50	79	13	0	10	37	50	61	5	2	.374	.412	2	2	2	0
Paulino, Dorssys	.257	94	315	37	81	12	2	6	37	42	76	6	2	.349	.365	3	2	4	8
Rodriguez, Jorma	.238	7	21	2	5	0	0	0	0	0	6	0	0	.238	.238	0	1	0	0
Rodriguez, Luigi	.276	82	286	31	79	22	1	13	40	19	94	8	8	.319	.497	2	2	0	0
Salters, Daniel	.200	4	10	3	2	1	0	0	1	1	2	0	0	.308	.300	1	0	1	0
Sever, Joe	.282	118	440	46	124	21	2	7	54	32	82	5	2	.333	.386	5	0	4	14
Smith, Jordan	.268	41	157	23	42	6	0	2	13	19	37	5	5	.348	.344	1	1	1	3
Stamets, Eric	.325	14	40	7	13	3	1	1	5	8	13	2	0	.429	.525	1	1	0	0
Team Total	.251	140	4507	621	1132	227	26	144	589	482	1147	115	47	.330	.409	51	33	70	76

PITCHERS	W-L	ERA	G	GS	CG	SHO	SV	SVO	IP	H	R	ER	HR	HB	BB	K	AVG
Aviles, Robbie	7-4	3.12	38	0	0	0	3	4	57.2	51	22	20	3	2	13	35	.238
Baker, Dylan	0-1	2.84	13	0	0	0	0	1	12.2	15	4	4	1	0	1	10	.288
Banwart, Travis	1-1	5.73	3	2	0	0	0	0	11.0	17	7	7	1	0	2	8	.347
Bieber, Shane	2-1	2.32	9	9	0	0	0	0	54.1	56	15	14	2	0	5	49	.264
Brown, D.J.	1-7	4.72	29	5	0	0	1	3	74.1	76	45	39	9	0	20	63	.269
Brown, Mitch	1-2	6.33	33	0	0	0	4	5	48.1	41	36	34	3	3	39	40	.238
Chiang, Shao-Ching	1-2	6.61	6	6	0	0	0	0	32.2	43	24	24	4	3	11	20	.314
DeMasi, Dominic	1-0	1.80	1	1	0	0	0	0	5.0	2	1	1	0	0	1	6	.118
Esparza, Matt	5-5	4.94	17	17	0	0	0	0	94.2	90	55	52	16	3	36	72	.251
Garcia, Justin	1-0	0.00	1	0	0	0	0	0	2.2	1	0	0	0	0	1	2	.111
Garner, Perci	0-0	3.14	10	0	0	0	1	1	14.1	7	5	5	0	1	9	18	.146
Herrera, Alsis	0-0	9.00	1	0	0	0	0	0	2.0	8	2	2	0	0	0	4	.615
Hill, Cameron	4-4	3.18	41	0	0	0	13	15	62.1	55	26	22	7	1	16	50	.235
Holland, Neil	3-1	4.85	26	0	0	0	5	7	29.2	34	19	16	4	5	3	21	.283
Kaminsky, Rob	0-1	9.00	1	1	0	0	0	0	5.0	6	5	5	0	0	2	1	.316
Kluber, Corey	1-0	0.00	1	1	0	0	0	0	5.0	1	0	0	0	0	0	1	.067
Lee, Jacob	1-1	9.18	14	0	0	0	0	0	16.2	25	17	17	2	1	11	10	.362
Linares, Leandro	2-2	3.78	23	0	0	0	3	7	33.1	39	19	14	2	0	21	37	.295
Lugo, Luis	8-7	4.35	26	25	1	0	0	0	134.1	140	74	65	19	5	55	93	.268
Merryweather, Julian	4-2	3.38	9	9	0	0	0	0	50.2	37	21	19	3	5	10	52	.196
Milbrath, Jordan	3-2	3.90	15	0	0	0	2	4	30.0	30	20	13	5	4	11	29	.259
Pannone, Thomas	6-1	2.62	14	14	1	0	0	0	82.1	67	27	24	5	3	21	81	.223
Pasquale, Nick	3-8	5.90	19	16	0	0	0	0	82.1	85	58	54	10	7	39	74	.267
Peoples, Michael	2-5	5.58	9	9	0	0	0	0	50.0	61	33	31	7	1	14	30	.298
Salazar, Danny	0-1	16.20	1	1	0	0	0	0	1.2	3	3	3	1	1	2	3	.375
Speer, David	2-3	5.60	38	2	0	0	5	8	53.0	69	38	33	2	2	18	47	.312
Sulser, Cole	1-1	2.93	10	0	0	0	1	2	15.1	12	7	5	2	0	4	11	.222
Tully, Tanner	1-1	4.32	3	3	0	0	0	0	16.2	25	12	8	2	0	5	4	.357
Whitehouse, Matt	8-8	4.47	28	19	1	0	1	1	110.2	118	69	55	15	5	27	87	.266
Team Total	69-71	4.43	140	140	3	7	39	58	1188.2	1214	664	585	125	52	397	958	.264

Player Development

LYNCHBURG HILLCATS

3180 Fort Avenue
Lynchburg, VA 24501
Phone: (434) 528-1144
Fax: (434) 846-0768
lynchburg-hillcats.com

Operated By: Elmore Sports Group
General Manager: Ronnie Roberts
PR/Media Contact: Max Gun
Affiliated Since: 2015
League (since): Carolina (1966)
2018 Season: April 5 - September 3

Calvin Falwell Field



Opened: 2004
Surface: Grass
Capacity: 4,281
Dimensions: LF-325, CF-390, RF-325

2018 Field Staff

Manager: Rouglas Odor (1st year, 0-0)
Pitching Coach: Tony Arnold (1st year)
Hitting Coach: Justin Toole (1st year)
Coach: Grant Fink (1st year)
Trainer: Bobby Ruiz (5th year)



Rouglas Odor

2017 STANDINGS

NORTHERN	W	L	PCT	GB
Lynchburg ^{1H, 2H}	87	52	.626	-
Salem	73	66	.525	14.0
Frederick ^{WC}	68	71	.489	19.0
Wilmington	67	72	.482	20.0
Potomac	63	77	.450	24.5

SOUTHERN	W	L	PCT	GB
Buies Creek	74	65	.532	-
Carolina	73	65	.529	0.5
Myrtle Beach ^{1H}	73	67	.521	1.5
Down East ^{2H}	62	77	.446	12.0
Winston-Salem	56	84	.400	18.5

1H- 1st Half Division Winner
2H- 2nd Half Division Winner
WC- Wild Card

2017 PLAYOFFS AND AWARDS

Playoffs:

Division Series

Lynchburg over Frederick, 2-1
Down East over Myrtle Beach, 2-0

Championship Series

Canceled due to Hurricane Irma,
Lynchburg and Down East named co-champs

Carolina All-Stars:

Argenis Angulo-P^m, Brock Hartson-P^m,
Shao-Ching Chiang-P^m, Triston McKenzie-P^{mp},
Sicnarf Loopstok-C^m & DHP, Sam Haggerty-2B^{mp},
Willi Castro-SS^m & UTL^p

Carolina Award Winners:

Pitcher of the Year

Triston McKenzie

Batter of the Week

Sam Haggerty 4/24-4/30, Jodd Carter 7/10-7/16

Pitcher of the Week

Triston McKenzie 5/8-5/14, Shane Bieber 6/19-6/25,

Triston McKenzie 7/3-7/9,

Shao-Ching Chiang 7/24-7/30, Brock Hartson 8/7-8/13

LYNCHBURG HILLCATS

BATTERS	AVG	G	AB	R	H	2B	3B	HR	RBI	BB	K	SB	CS	OBP	SLG	SF	SAC	HBP	DP
Bautista, Claudio	.216	73	227	26	49	10	1	7	24	17	66	0	0	.283	.361	2	1	5	5
Brooks, Trenton	.000	3	7	0	0	0	0	0	0	0	1	0	0	.000	.000	0	0	0	0
Calica, Andrew	.274	103	376	64	103	22	3	6	40	43	84	14	9	.368	.396	4	4	15	4
Carter, Jodd	.239	115	385	51	92	17	4	11	46	47	125	9	5	.326	.390	2	5	4	5
Castillo, Ivan	.315	28	92	7	29	6	1	0	6	4	11	3	3	.360	.402	1	0	3	1
Castro, Willi	.290	123	469	69	136	24	3	11	58	28	90	19	9	.337	.424	4	2	7	6
Cervenka, Martin	.278	112	400	59	111	24	4	8	57	42	103	1	1	.343	.418	6	0	1	11
Collins, Gavin	.275	40	142	18	39	16	0	4	35	13	45	1	1	.340	.472	4	0	3	1
De La Cruz, Juan	.143	2	7	1	1	1	0	0	1	0	3	0	0	.125	.286	1	0	0	0
Haggerty, Sam	.253	112	427	72	108	27	13	3	32	67	103	49	13	.355	.398	2	3	2	7
Longo, Mitch	.563	5	16	8	9	2	0	0	3	4	2	2	0	.650	.688	0	0	0	0
Loopstok, Sicnarf	.249	119	421	67	105	28	4	17	65	52	132	11	8	.346	.456	6	2	13	6
Marabell, Connor	.238	97	362	43	86	15	1	6	45	31	57	8	5	.297	.334	3	2	1	8
Medina, Jose	.290	10	31	3	9	4	0	0	9	3	9	0	1	.343	.419	1	0	0	0
Mendoza, Yonathan	.307	72	257	35	79	6	2	2	30	30	31	5	2	.382	.370	0	2	1	4
Miller, Anthony	.242	61	194	17	47	15	0	3	28	18	83	0	0	.308	.366	1	0	1	3
Rodriguez, Jorma	.286	4	7	1	2	1	0	0	3	0	1	0	0	.286	.429	0	1	0	0
Salters, Daniel	.197	90	314	36	62	13	1	5	30	24	86	0	0	.260	.293	4	3	4	8
Sayles, Silento	---	2	0	0	0	0	0	0	0	2	0	0	0	1.000	---	0	0	0	0
Tom, Ka'ai	.254	126	457	68	116	31	7	10	65	59	100	23	6	.340	.418	7	2	4	2
Team Total	.258	139	4591	645	1183	262	44	93	577	484	1132	145	63	.334	.395	48	27	64	71

PITCHERS	W-L	ERA	G	GS	CG	SHO	SV	SVO	IP	H	R	ER	HR	HR	BB	BB	K	AVG
Angulo, Argenis	5-2	2.29	41	0	0	0	15	17	55.0	31	15	14	1	2	27	68	.160	
Bieber, Shane	6-1	3.10	14	14	0	0	0	0	90.0	95	35	31	5	2	4	82	.275	
Brady, Sean	3-1	3.18	4	4	0	0	0	0	22.2	19	9	8	1	1	8	15	.221	
Chiang, Shao-Ching	8-8	3.67	19	19	2	1	0	0	122.2	122	61	50	12	8	22	81	.261	
Civale, Aaron	11-2	2.59	17	17	0	0	0	0	107.2	96	38	31	11	2	9	88	.238	
DeMasi, Dominic	7-4	2.58	31	13	1	0	2	3	101.0	85	31	29	5	2	22	58	.230	
Esparza, Matt	3-3	3.26	9	9	0	0	0	0	47.0	46	21	17	6	3	11	40	.251	
Eubank, Luke	2-0	1.42	12	0	0	0	3	3	12.2	6	4	2	2	1	6	13	.128	
Garcia, Justin	4-3	3.26	32	0	0	0	2	5	47.0	41	18	17	6	1	27	47	.234	
Hartson, Brock	6-5	3.06	23	19	0	0	1	1	129.1	104	51	44	11	5	31	88	.220	
Hendrix, Paul	0-2	7.48	20	0	0	0	0	1	27.2	32	24	23	3	1	17	27	.302	
Herrera, Alsis	1-0	0.00	1	0	0	0	0	0	3.1	1	0	0	0	0	0	1	.083	
Holland, Neil	0-0	2.08	4	0	0	0	1	1	4.1	5	2	1	0	0	1	4	.313	
Krauth, Ben	1-0	1.59	10	1	0	0	4	4	17.0	8	3	3	1	0	9	20	.145	
Linares, Leandro	2-1	0.78	19	0	0	0	5	7	23.0	19	6	2	2	3	11	20	.229	
Lovegrove, Kieran	4-3	5.01	38	2	0	0	1	1	50.1	43	29	28	5	3	25	51	.231	
Martinez, Henry	0-0	4.50	1	0	0	0	1	1	2.0	6	2	1	0	0	0	0	.545	
McKenzie, Triston	12-6	3.46	25	25	0	0	0	0	143.0	105	62	55	14	1	45	186	.203	
Milbrath, Jordan	2-1	2.03	15	0	0	0	2	4	26.2	18	10	6	0	6	14	34	.194	
Pannone, Thomas	2-0	0.00	5	5	0	0	0	0	27.2	10	1	0	0	0	7	39	.111	
Pasquale, Nick	3-0	5.19	8	3	0	0	0	1	17.1	16	10	10	0	2	13	21	.250	
Robinson, Jared	3-4	3.86	35	4	0	0	3	7	60.2	60	29	26	4	3	26	39	.264	
Strode, Billy	2-3	3.74	42	1	0	0	1	5	55.1	55	30	23	3	5	24	57	.258	
Tully, Tanner	0-3	4.94	5	3	0	0	1	1	23.2	22	18	13	2	1	6	12	.250	
Team Total	87-52	3.21	139	139	3	12	42	62	1217.0	1045	509	434	94	52	365	1091	.232	

Back in the Top Spot

The 2018 season will see Rouglas Odor return to his managing roots, as he takes over as skipper for Lynchburg. Odor spent 10 seasons (1999-2008) as a manager at the lower levels of the Cleveland system, compiling a 290-297 (.494) record.

From 2015-17, Odor was the hitting coach for Columbus, where he oversaw an IL Batting Title (Yandy Diaz, 2017) and back to back 30HR seasons (Jesus Aguilar, 2016 and Richie Shaffer, 2017).

LAKE COUNTY CAPTAINS

35300 Vine Street
Eastlake, OH 44095
Phone: (440) 975-8085
Fax: (440) 975-8958
captains-baseball.com

Operated By: Cascia, LLC
General Manager: Neil Stein
PR/Media Contact: Tim O'Brien
Affiliated Since: 2003
League (since): Midwest (2010)
2018 Season: April 5 - September 3

Classic Park



Opened: 2003
Surface: Grass
Capacity: 7,273
Dimensions: LF-320, CF-400, RF-320

2018 Field Staff

Luke Carlin (1st year, 0-0)
Jose Torres (1st year)
Paul Lauriston (1st year)
Kyle Hudson (1st year)
Jake Legan (1st year)

Manager:
Pitching Coach:
Hitting Coach:
Coach:
Trainer:



Luke Carlin

2017 STANDINGS

EASTERN	W	L	PCT	GB
West Michigan ^{1H,2H}	91	45	.669	-
South Bend	75	64	.540	17.5
Bowling Green ^{WC}	72	65	.526	19.5
Dayton ^{WC}	71	69	.507	22.0
Great Lakes	69	70	.496	23.5
Fort Wayne ^{WC}	68	72	.486	25.0
Lansing	63	73	.463	28.0
Lake County	54	85	.388	38.5

WESTERN	W	L	PCT	GB
Quad Cities ^{2H}	79	59	.572	-
Cedar Rapids ^{WC}	75	65	.536	5.0
Kane County ^{1H}	72	65	.526	6.5
Peoria ^{WC}	69	70	.496	10.5
Beloit	65	73	.471	14.0
Clinton	64	73	.467	14.5
Burlington	60	79	.432	19.5
Wisconsin	59	79	.428	20.0

2017 PLAYOFFS AND AWARDS

Playoffs:

Round One

Quad Cities over Peoria, 2-1
Cedar Rapids over Kane County, 2-0
Fort Wayne over Bowling Green, 2-0
Dayton over West Michigan, 2-1

Semifinals

Quad Cities over Cedar Rapids, 2-1
Fort Wayne over Dayton, 2-1

Championship Series

Quad Cities over Fort Wayne, 3-0

Lake County All-Stars:

Dalbert Siri-P^m, Ryder Ryan-P^m,
Emmanuel Tapia-1B^p, Li-Jen Chu-DH^p

Lake County Award Winners:

Batter of the Week

Conner Capel 5/29-6/4, Conner Capel 8/7-8/13

1H- 1st Half Division Winner
2H- 2nd Half Division Winner
WC- Wild Card

LAKE COUNTY CAPTAINS

BATTERS	AVG	G	AB	R	H	2B	3B	HR	RBI	BB	K	SB	CS	OBP	SLG	SF	SAC	HBP	DP
Bradley, Kevin	.237	13	38	2	9	2	0	0	4	5	17	0	2	.311	.289	2	0	0	0
Brooks, Trenton	.214	29	112	11	24	5	0	1	8	12	26	0	1	.302	.286	0	0	2	1
Capel, Conner	.246	119	439	73	108	22	7	22	61	43	108	15	10	.316	.478	4	2	4	6
Cerda, Erlin	.231	7	26	3	6	2	1	0	3	0	7	1	0	.231	.385	0	0	0	0
Chu, Li-Jen	.269	125	465	57	125	22	0	17	67	40	91	0	0	.338	.426	2	1	10	12
Collins, Gavin	.270	40	141	23	38	5	1	8	19	14	30	0	0	.340	.489	2	0	2	7
De La Cruz, Juan	.280	8	25	2	7	1	0	1	4	1	5	0	0	.308	.440	0	0	0	0
Eladio, Miguel	.242	95	355	39	86	11	4	7	28	11	103	2	2	.270	.355	1	1	3	1
Ice, Logan	.228	93	316	38	72	10	1	11	42	42	74	1	1	.320	.370	5	1	3	7
Isaacs, Todd	.224	82	295	30	66	14	2	9	33	12	103	18	3	.260	.376	2	1	3	6
Longo, Mitch	.361	55	202	37	73	18	2	4	25	23	35	18	1	.431	.530	3	0	4	2
Medina, Jose	.234	54	175	28	41	6	0	9	17	18	56	0	2	.323	.423	0	0	5	0
Mejia, Gabriel	.229	44	153	15	35	4	1	0	8	13	31	12	4	.286	.268	2	1	0	0
Pantoja, Alexis	.251	83	303	34	76	11	0	2	21	15	51	10	2	.284	.307	2	5	0	5
Perez, Elvis	.146	16	41	5	6	0	0	0	2	4	12	0	0	.217	.146	1	0	0	0
Rodriguez, Jorma	.201	88	294	39	59	14	2	3	16	23	78	8	8	.266	.293	2	4	4	8
Soto, Junior	.172	52	174	19	30	14	0	9	17	6	61	1	1	.208	.408	1	0	2	1
Tapia, Emmanuel	.213	124	461	53	98	20	0	29	71	35	180	1	0	.271	.445	5	0	4	7
Tinsley, Michael	.240	30	100	10	24	4	2	3	11	11	40	3	0	.315	.410	0	1	0	3
Vicente, Jose	.278	35	115	15	32	8	2	6	24	8	28	1	1	.323	.539	1	0	0	4
Wakamatsu, Luke	.239	100	377	49	90	17	3	12	53	32	100	8	5	.301	.395	5	1	4	4
Team Total	.240	139	4607	582	1105	210	28	153	534	368	1236	99	43	.301	.397	40	18	50	74

PITCHERS	W-L	ERA	G	GS	CG	SHO	SV	SVO	IP	H	R	ER	HR	HB	BB	K	AVG
Aiken, Brady	5-13	4.77	27	27	0	0	0	0	132.0	134	83	70	12	6	101	89	.277
Bieber, Shane	2-3	3.10	5	5	0	0	0	0	29.0	34	14	10	1	0	1	31	.291
Brady, Sean	1-0	1.00	4	4	0	0	0	0	18.0	12	2	2	0	1	1	13	.182
Brooks, Trenton	0-0	0.00	1	0	0	0	1	1	1.0	0	0	0	0	0	1	1	.000
Civale, Aaron	2-4	4.58	10	10	0	0	0	0	57.0	64	34	29	2	3	5	53	.284
Colegate, Ryan	2-2	5.97	27	0	0	0	1	60.1	76	48	40	4	6	17	39	.305	
Draper, Zack	0-0	5.40	1	0	0	0	0	0	1.2	4	1	1	0	0	0	3	.444
Eubank, Luke	0-0	0.00	3	0	0	0	0	1	4.0	2	0	0	0	0	2	3	.143
Garza, Justin	4-6	5.83	26	8	0	0	3	3	95.2	97	72	62	12	6	46	86	.265
Herrera, Alsis	6-2	3.69	28	0	0	0	1	61.0	57	30	25	3	5	28	46	.248	
Hillman, Juan	7-10	6.08	26	26	0	0	0	0	137.2	158	102	93	22	10	48	101	.290
Jimenez, Domingo	0-0	8.18	9	0	0	0	0	0	11.0	16	10	10	1	1	8	4	.356
Jimenez, Luis	2-8	6.60	16	16	0	0	0	0	76.1	93	61	56	16	10	30	65	.294
Krauth, Ben	4-2	1.75	23	2	0	0	0	1	61.2	43	14	12	4	1	30	72	.205
Lee, Jacob	0-1	4.91	5	0	0	0	0	0	7.1	4	5	4	0	1	7	4	.160
Letkewicz, Michael	0-2	3.65	17	0	0	0	0	0	24.2	28	10	10	1	0	11	24	.275
Martinez, Henry	5-3	3.15	35	1	0	0	3	6	60.0	54	30	21	1	1	16	59	.238
Merritt, Ryan	1-0	2.57	1	1	0	0	0	0	7.0	7	2	2	0	0	1	4	.269
Mingo, Cameron	0-2	2.55	5	1	0	0	0	0	17.2	19	10	5	1	0	4	3	.260
Miniard, Micah	4-13	7.80	26	23	0	0	0	1	117.2	157	109	102	21	14	60	61	.320
Plesac, Zach	1-1	3.60	6	6	0	0	0	0	25.0	19	11	10	2	3	6	19	.211
Ryan, Ryder	3-4	4.79	33	0	0	0	6	10	41.1	44	28	22	4	3	17	49	.267
Siri, Dalbert	1-2	3.10	39	0	0	0	14	16	40.2	29	19	14	1	8	26	64	.192
Tully, Tanner	4-6	3.16	16	8	1	0	1	3	77.0	73	37	27	10	5	10	76	.243
Valladares, Randy	0-0	13.50	1	0	0	0	0	0	2.0	1	3	3	1	1	3	1	.143
Ventura, Cesar	0-1	4.89	16	1	0	0	0	1	38.2	49	23	21	5	2	20	32	.318
Vicente, Jose	0-0	0.00	1	0	0	0	0	0	2.0	0	0	0	0	0	3	1	.000
Team Total	54-85	4.85	139	139	1	5	28	45	1207.1	1274	758	651	124	87	502	1003	.271

New Captain for the Captains

Luke Carlin will manage Lake County in 2018 after serving a year at the same post with Mahoning Valley. Carlin played with Columbus in four seasons (2010-12, 14), hitting two of the most memorable postseason homers in franchise history (walk-off vs. Scranton/WB in first ever playoff game at Huntington Park on 9/8/10 and game-tying, 3-run bomb in the Triple-A National Championship at Albuquerque on 9/20/11).

MAHONING VALLEY SCRAPPERS

111 Eastwood Mall Blvd.
Niles, OH 44446
Phone: (330) 505-0000
Fax: (303) 505-9696
mvscrappers.com

Operated By: HWS Baseball Group
General Manager: Jordan Taylor
PR/Media Contact: Tim Pozsgai
Affiliated Since: 1999
League (since): New York-Penn (1999)
2018 Season: June 15 - September 3

Eastwood Field



Opened: 1999
Surface: Grass
Capacity: 6,000
Dimensions: LF-335, CF-405, RF-335

2018 Field Staff

Manager: Jim Pankovits (1st year, 0-0)
Pitching Coach: Jason Blanton (1st year)
Hitting Coach: TBD (1st year)
Coach: Omir Santos (1st year)
Trainer: Gabriel Garcia (1st year)



Jim Pankovits

2017 STANDINGS

McNAMARA	W	L	PCT	GB
Staten Island*	46	29	.613	-
Hudson Valley ^{WC}	44	32	.579	2.5
Aberdeen	41	34	.547	5.0
Brooklyn	24	52	.316	22.5

PINCKNEY	W	L	PCT	GB
Mahoning Valley*	44	29	.603	-
State College	40	35	.533	5.0
West Virginia	40	35	.533	5.0
Williamsport	37	37	.500	7.5
Auburn	30	45	.400	15.0
Batavia	30	45	.400	15.0

STEDLER	W	L	PCT	GB
Vermont*	42	33	.560	-
Connecticut	37	35	.514	3.5
Tri-City	34	39	.466	7.0
Lowell	33	42	.440	9.0

*- Division Winner
WC- Wild Card Winner

2017 PLAYOFFS AND AWARDS

Playoffs:

Division Series

Hudson Valley over Staten Island, 2-1
Vermont over Mahoning Valley, 2-0

Championship Series

Hudson Valley over Vermont, 2-0

Mahoning Valley All-Stars:

Ulysses Cantu-1B^m, Jesse Berardi-SS^m,
Oscar Gonzalez-OF^m

Mahoning Valley Award Winners:

Batter of the Week

Nolan Jones 8/28-9/4

MAHONING VALLEY SCRAPPERS

BATTERS	AVG	G	AB	R	H	2B	3B	HR	RBI	BB	K	SB	CS	OBP	SLG	SF	SAC	HBP	DP
Benson, Will	.238	56	202	29	48	8	5	10	36	31	80	7	1	.347	.475	0	0	3	1
Berardi, Jesse	.284	38	155	16	44	7	0	1	15	6	31	2	3	.313	.348	1	0	1	3
Cantu, Ulysses	.254	54	209	17	53	10	0	4	25	17	66	0	0	.317	.359	1	0	3	6
Clement, Ernie	.280	45	175	32	49	9	1	0	13	6	12	6	2	.315	.343	0	3	3	5
Friis, Tyler	.221	33	95	12	21	3	0	1	11	7	18	3	2	.276	.284	2	1	1	1
Gonzalez, G.P.	.125	32	96	6	12	1	0	0	7	9	29	0	0	.220	.135	1	0	3	1
Gonzalez, Oscar	.283	55	237	20	67	16	0	3	34	5	61	0	0	.301	.388	2	0	2	4
Jones, Nolan	.317	62	218	41	69	18	3	4	33	43	60	1	0	.430	.482	2	0	2	5
Laureano, Jon	.231	35	134	17	31	4	1	1	12	1	27	1	1	.241	.299	1	0	1	1
Lucas, Simeon	.262	43	164	16	43	7	0	3	25	7	55	0	0	.307	.360	1	0	4	1
Nelson, Hosea	.240	42	129	18	31	8	1	1	7	8	50	9	0	.305	.341	0	0	4	0
Perez, Elvis	.189	14	53	0	10	1	1	0	6	1	18	0	0	.214	.245	1	0	1	0
Persinger, Dillon	.208	22	72	9	15	4	0	2	4	9	22	1	1	.326	.347	1	2	4	2
Reeves, Mitch	.500	3	8	0	4	1	0	0	1	3	1	0	0	.667	.625	0	0	1	0
Rivera, Michael	.170	15	47	6	8	3	0	0	4	3	12	0	0	.231	.234	1	1	1	0
Rodriguez, Jason	.202	31	104	10	21	4	1	2	8	5	25	0	0	.236	.317	1	0	0	7
Sayles, Silento	.143	7	21	2	3	2	0	0	0	3	8	0	0	.250	.238	0	0	0	0
Scolamiero, Clark	.246	42	122	21	30	4	1	0	12	16	36	6	2	.348	.295	0	0	3	1
Taylor, Samad	.300	28	120	18	36	6	1	4	19	5	24	4	2	.328	.467	2	2	1	2
Wade, Austen	.255	36	137	21	35	5	2	1	10	14	30	3	2	.322	.343	1	0	0	1
Team Total	.252	73	2498	311	630	121	17	37	282	199	665	43	16	.315	.359	18	9	38	41

PITCHERS	W-L	ERA	G	GS	CG	SHO	SV	SVO	IP	H	R	ER	HR	HB	BB	K	AVG
Araujo, Luis	0-1	9.00	2	0	0	0	0	0	3.0	3	3	3	0	1	1	7	.273
Chen, Ping-Hsueh	1-0	4.66	23	0	0	0	2	3	29.0	30	20	15	2	3	19	26	.265
Draper, Zack	2-0	2.13	6	1	0	0	0	0	12.2	11	3	3	0	1	2	12	.224
Echols, Riley	1-1	3.86	23	0	0	0	2	4	32.2	33	18	14	0	2	12	23	.266
Hendrickson, Michael	1-0	6.23	4	0	0	0	0	1	4.1	4	3	3	1	0	3	9	.250
Hentges, Sam	0-1	2.04	5	5	0	0	0	0	17.2	5	7	4	1	0	12	23	.088
Hockin, Grant	2-4	4.36	8	8	0	0	0	0	33.0	40	22	16	2	2	8	18	.296
Jimenez, Domingo	0-0	5.65	10	0	0	0	1	1	14.1	11	11	9	1	1	12	16	.216
Karinchak, James	2-2	5.79	10	6	0	0	0	0	23.1	30	15	15	1	0	9	31	.319
Lopez, Francisco	0-0	9.00	2	0	0	0	0	0	2.0	1	2	2	0	0	3	4	.200
Manzanillo, Maiker	0-0	6.23	3	0	0	0	0	0	4.1	5	3	3	0	1	1	5	.313
McCarty, Kirk	2-2	1.85	13	6	0	0	0	0	34.0	27	12	7	3	2	10	33	.213
Mejia, Jean Carlos	1-0	0.00	11	0	0	0	3	3	22.2	6	0	0	0	2	5	31	.083
Mingo, Cameron	3-0	2.22	13	0	0	0	1	1	28.1	24	7	7	3	0	9	19	.242
Morgan, Elijah	3-2	1.03	13	5	0	0	0	0	35.0	24	9	4	0	0	9	58	.188
Nelson, Kyle	3-2	2.48	19	0	0	0	4	7	29.0	21	12	8	3	2	8	40	.193
Perez, Francisco	4-4	3.28	15	15	0	0	0	0	74.0	67	41	27	5	2	28	48	.238
Plesac, Zach	0-1	1.38	8	7	0	0	0	0	26.0	14	4	4	0	3	8	31	.161
Salazar, Danny	1-0	0.00	1	1	0	0	0	0	5.0	2	0	0	0	0	2	7	.125
Santos, Luis	0-0	9.00	2	0	0	0	0	0	2.0	3	2	2	1	0	1	3	.333
Tati, Felix	7-3	3.77	14	4	0	0	0	0	59.2	54	30	25	1	4	24	59	.241
Teaney, Jonathan	2-1	2.08	22	0	0	0	5	6	30.1	18	9	7	3	5	13	51	.171
Tomlin, Josh	0-0	2.45	1	1	0	0	0	0	3.2	8	5	1	1	0	0	4	.421
Valladares, Randy	3-2	2.70	19	0	0	0	2	3	30.0	28	11	9	1	3	20	26	.252
Vasquez, Gregori	5-3	2.38	14	14	0	0	0	0	75.2	67	20	20	5	5	13	57	.238
Ventura, Cesar	1-0	1.10	8	0	0	0	3	3	16.1	10	2	2	0	2	8	22	.179
Team Total	44-29	2.92	73	73	0	4	23	32	648.0	546	271	210	34	41	240	663	.228

Player Development



AZL INDIANS

2601 South Wood Blvd.
Goodyear, AZ 85338
Phone: (623) 302-5678

2017 Record, Finish (of): 15-41, 15th (15)

2018 Field Staff - AZL 1

Manager: Larry Day
Pitching Coach: Joel Mangrum
Hitting Coach: Jason Esposito
Infield Coach: Kai Correa

2018 Field Staff - AZL 2

Manager: Jerry Owens
Pitching Coach: Owen Dew
Pitching Coach: Max Weiner
Hitting Coach: Junior Betances

****Cleveland will field two Arizona League Teams in 2018****



Goodyear Ballpark

© baseballpilgrimages.com

DSL INDIANS

Las Americas Baseball Academy
Boca Chica, DR

2017 Record, Finish (of): 29-41, 30th (40)

2018 Field Staff

Manager: Jose Mejia
Pitching Coach: Jesus Sanchez
Pitching Coach: Carlos Jan
Hitting Coach: Freddy Tiburcio

Notable Players:

OF Cristopher Cespedes (.338, 3HR, 11RBI)
INF Jonathan Lopez (.267, 2HR, 36RBI, 3SB)
RHP Luis D. Garcia (3-3, 2.31ERA, 52K, 66.1IP)
RHP Wilton Sanchez (2-2, 2.29ERA, 39K, 35.1IP)

ARIZONA LEAGUE INDIANS

BATTERS	AVG	G	AB	R	H	2B	3B	HR	RBI	BB	K	SB	CS	OBP	SLG	SF	SAC	HBP	DP
Alfonseca, Pedro	.250	2	8	2	2	0	1	0	0	0	3	1	0	.250	.500	0	0	0	0
Allen, Greg	.333	5	15	3	5	0	0	0	2	0	1	3	0	.353	.333	1	0	1	0
Cerda, Erlin	.267	5	15	2	4	2	0	0	1	1	4	1	0	.353	.400	0	0	1	1
Cooper, Michael	.219	45	169	19	37	9	4	3	27	17	33	1	0	.295	.373	2	0	2	1
Dominguez, Ronny	.215	43	149	22	32	5	3	3	12	12	52	4	2	.273	.349	0	0	0	3
Fermin, Jose	.229	45	166	24	38	11	1	1	14	5	19	5	2	.278	.325	2	2	7	5
Fernandez, Felix	.227	23	75	11	17	2	0	4	8	7	20	0	0	.289	.413	1	0	0	0
Freeman, Tyler	.297	36	128	19	38	9	0	2	14	7	12	5	1	.364	.414	1	1	7	3
Gantt, Tre	.197	37	117	15	23	2	3	2	15	19	46	2	2	.321	.316	1	0	3	0
Holmes, Quentin	.182	41	159	22	29	5	3	2	15	8	61	5	4	.220	.289	1	1	0	2
Jerez, Miguel	.218	30	110	11	24	8	0	1	12	8	37	1	0	.277	.318	0	0	1	0
Lopez Alvarez, Angel	.194	23	72	14	14	6	1	2	6	9	20	0	0	.280	.389	1	0	0	2
Mejia, Gabriel	.278	10	36	4	10	2	0	0	2	1	2	4	3	.316	.333	0	0	1	1
Murphy, Taylor	.304	7	23	3	7	0	1	0	3	2	4	0	0	.385	.391	0	0	1	0
Pujols, Henry	.239	52	180	35	43	13	0	8	29	11	77	0	1	.310	.444	1	0	8	0
Reeves, Mitch	.291	43	134	18	39	8	0	4	19	23	42	2	3	.396	.440	1	1	1	1
Rodriguez, Jhan	.121	28	91	5	11	0	0	0	5	2	44	1	1	.146	.121	2	0	1	0
Rodriguez, John	.250	31	96	13	24	4	2	0	11	21	23	0	1	.381	.333	1	1	0	4
Rolette, Joshua	.333	5	12	3	4	1	0	0	1	2	0	0	0	.429	.417	0	0	0	1
Santiago, Wilbis	.287	30	101	11	29	8	1	1	14	3	12	3	2	.321	.416	2	1	3	2
Tinsley, Michael	.283	15	46	10	13	1	2	2	10	11	12	1	0	.421	.522	0	0	0	1
Team Total	.233	56	1902	266	443	96	22	35	220	169	524	39	22	.305	.362	17	7	37	27

PITCHERS	W-L	ERA	G	GS	CG	SHO	SV	SVO	IP	H	R	ER	HR	HB	BB	K	AVG
Algarin, Erick	0-0	0.00	2	0	0	0	0	0	1.0	1	0	0	0	0	1	1	.250
Araujo, Luis	0-4	8.54	16	0	0	0	0	1	26.1	39	29	25	1	3	14	29	.342
Arias, Skylar	0-0	1.23	5	0	0	0	0	0	7.1	2	2	1	1	0	4	14	.083
Baker, Dylan	1-0	2.25	4	2	0	0	0	0	4.0	5	2	1	0	0	0	6	.278
Brady, Sean	0-0	7.50	2	2	0	0	0	0	6.0	8	5	5	0	1	1	7	.320
Clemmer, Dakody	0-1	0.00	3	0	0	0	1	1	3.0	2	1	0	0	0	1	5	.182
Cooney, Tim	0-0	6.00	4	4	0	0	0	0	3.0	3	2	2	0	0	3	4	.250
DeJoneas, Tommy	0-3	2.42	17	0	0	0	0	1	26.0	27	16	7	2	1	15	34	.257
Draper, Zack	0-1	4.73	10	0	0	0	0	0	13.1	17	11	7	0	0	9	13	.340
Eubank, Luke	0-0	0.00	5	2	0	0	0	0	5.1	3	0	0	0	0	2	6	.158
Ferguson, Chandler	0-0	0.00	1	0	0	0	0	0	1.0	0	0	0	0	0	1	2	.000
Hendrickson, Michael	0-1	9.00	4	0	0	0	0	0	7.0	12	7	7	2	2	1	6	.375
Hentges, Sam	0-3	4.85	6	6	0	0	0	0	13.0	16	9	7	2	0	3	18	.296
Izaguirre, Alejandro	0-0	2.45	3	0	0	0	0	0	3.2	2	1	1	0	0	2	3	.182
Kery, Adoni	2-3	2.48	17	0	0	0	0	0	29.0	15	9	8	3	4	15	41	.155
Kime, Dace	0-0	13.50	3	0	0	0	0	0	2.0	4	3	3	0	1	2	1	.400
Lopez, Francisco	0-0	0.00	9	1	0	0	0	0	8.2	4	0	0	0	1	3	11	.138
Manzanillo, Maiker	1-1	2.45	13	1	0	0	1	1	36.2	26	14	10	2	2	5	37	.198
Marte, Randy	1-2	15.07	9	0	0	0	0	0	14.1	21	32	24	2	3	24	17	.323
Mejia, Jean Carlos	1-0	3.14	10	0	0	0	6	6	14.1	13	6	5	0	0	5	19	.228
Mendoza, Dante	0-0	6.00	3	2	0	0	0	0	3.0	5	6	2	0	1	2	2	.357
Mota, Juan	3-5	4.94	14	8	0	0	0	1	58.1	53	44	32	3	9	32	73	.235
Oviedo, Luis	4-2	7.14	14	7	0	0	0	2	51.2	62	49	41	2	8	22	70	.286
Polanco, Anderson	0-1	6.00	4	2	0	0	0	0	3.0	2	3	2	0	0	5	4	.182
Rodriguez, Jhan	0-0	3.86	2	0	0	0	0	0	2.1	2	1	1	0	0	0	3	.250
Santos, Luis	0-0	9.00	5	0	0	0	0	0	6.0	11	8	6	1	1	5	7	.407
Scheftz, Jordan	1-2	6.33	19	0	0	0	0	2	27.0	30	20	19	0	3	15	31	.283
Thomas, Tahnaj	0-3	6.00	13	10	0	0	0	0	33.0	35	26	22	4	2	25	29	.282
Turner, Matt	1-2	6.75	10	3	0	0	2	2	24.0	36	23	18	1	2	8	22	.340
Valdez, Luis	0-7	7.24	13	6	0	0	0	0	51.0	63	50	41	2	12	36	35	.301
Wyatt, Jonas	0-0	27.00	2	0	0	0	0	0	1.0	1	3	3	0	1	2	2	.250
Team Total	15-41	5.45	56	56	0	2	10	17	485.1	520	382	294	28	57	263	552	.270

Player Development

ENJOY RESPONSIBLY. © 2018 Anheuser-Busch, Budweiser® Lager Beer, St. Louis, MO



LEGENDARY LAGER FOR LEGENDARY MOMENTS.





2017 REVIEW

Richie Shaffer clubbed a career best 30HR in 2017, while also blasting another in the Triple-A All-Star Game (won All-Star Game MVP honors).



INTERNATIONAL LEAGUE

2017 Wrapup

2017 STANDINGS

NORTH	W	L	PCT	GB
Scranton/WB*	86	55	.610	-
Lehigh Valley ^{WC}	80	62	.563	6.5
Rochester	80	62	.563	6.5
Pawtucket	67	75	.472	19.5
Buffalo	65	76	.461	21.0
Syracuse	54	87	.383	32.0

SOUTH	W	L	PCT	GB
Durham*	86	56	.606	-
Gwinnett	71	71	.500	15.0
Norfolk	66	76	.465	20.0
Charlotte	61	81	.430	25.0

WEST	W	L	PCT	GB
Indianapolis	79	63	.556	-
Columbus	71	71	.500	8.0
Toledo	70	71	.496	8.5
Louisville	56	86	.394	23.0

* - Division Winner

WC- Wild Card Winner

2017 PLAYOFFS

Governors' Cup Playoffs

Scranton/WB over Lehigh Valley, 3-1

- Game 1 (at LHV)- Lehigh Valley, 6-5
- Game 2 (at LHV)- Scranton/WB, 4-2
- Game 3 (at SWB)- Scranton/WB, 6-1
- Game 4 (at SWB)- Scranton/WB, 1-0

Durham over Indianapolis, 3-1

- Game 1 (at Dur)- Durham, 10-3
- Game 2 (at Dur)- Durham, 2-0
- Game 3 (at Ind)- Indianapolis, 5-0
- Game 4 (at Ind)- Durham, 4-3

Governors' Cup Championship

Durham over Scranton/WB, 3-1

- Game 1 (at Dur)- Durham, 6-0
- Game 2 (at Dur)- Scranton/WB, 4-0
- Game 3 (at SWB)- Durham, 6-2
- Game 4 (at SWB)- Durham, 6-4

Triple-A National Championship

Durham 5, Memphis 3

2017 LEAGUE LEADERS

Average			Hits		
Y. Diaz	COL	.350	M. Hague	ROC	149
T. Wade	SWB	.310	C. Bostick	IND	143
M. Hague	ROC	.297	W. Adames	DUR	140

HR		Doubles			
B. Brentz	PAW	31	D. Dosch	NOR	36
R. Shaffer	COL	30	J. Field	DUR	35
R. Hoskins	LHV	29	C. Bostick	IND	33

RBI		Triples			
R. Hoskins	LHV	91	O. Albies	GWN	8
P. Alvarez	NOR	89	D. Fowler	SWB	8
R. Shaffer	COL	89	3 tied		6

SB		OBP			
R. Fields	BUF	43	Y. Diaz	COL	.454
J. May	CHA	31	R. Hoskins	LHV	.385
T. Wade	SWB	26	T. Wade	SWB	.382

Runs		SLG			
J. Bauers	DUR	79	R. Hoskins	LHV	.581
R. Hoskins	LHV	78	B. Brentz	PAW	.529
3 tied		75	B. Snyder	SYR	.490

ERA			IP		
S. Brault	IND	1.94	D. Hutchison	IND	159.1
T. Eshleman	LHV	2.23	S. Morimando	COL	159.1
A. Albers	GWN	2.61	R. Yarbrough	DUR	157.1

Wins		Losses			
A. Slegers	ROC	15	T. Danish	CHA	14
R. Yarbrough	DUR	13	J. Thompson	LHV	14
3 tied		12	2 tied		12

Saves		Games			
P. Beato	LHV	33	L. Kensing	TOL	66
E. Mujica	TOL	21	A. Mujica	TOL	56
D. Neverauskas	IND	13	4 tied		52

Strikeouts		Walks			
R. Yarbrough	DUR	159	C. Fulmer	CHA	65
B. Honeywell	DUR	152	T. House	BUF	63
T. Glasnow	IND	140	C. Reed	LOU	61

Average		HR Allowed			
C. Adams	SWB	.197	K. Kendrick	PAW	24
S. Brault	IND	.199	A. Plutko	COL	24
R. Lopez	CHA	.220	T. Epler	IND	23

2017 TEAM STATISTICS

BATTING	AVG	G	R	H	2B	3B	HR	RBI	SAC	SF	BB	K	SB	CS	DP	SLG	OBP
Scranton/WB	.272	141	664	1290	272	36	153	629	15	55	426	1104	93	36	85	.442	.334
Indianapolis	.268	142	647	1283	279	27	104	607	40	43	441	1065	101	41	99	.402	.333
Rochester	.261	142	587	1226	259	26	103	541	18	47	435	1009	51	33	113	.394	.326
Louisville	.259	142	541	1253	238	30	87	510	44	35	419	995	92	61	118	.375	.325
Pawtucket	.258	142	590	1229	216	16	137	552	17	26	381	1094	58	34	130	.397	.318
Durham	.258	142	643	1251	272	26	111	599	11	37	458	1161	131	50	100	.393	.326
Gwinnett	.257	142	634	1211	219	33	117	581	16	41	483	1258	106	35	118	.392	.329
Columbus	.256	142	635	1224	226	21	151	603	36	35	499	1297	84	36	99	.408	.333
Norfolk	.254	142	591	1222	265	32	125	555	23	35	425	1175	51	23	108	.401	.319
Toledo	.253	141	541	1196	238	24	93	515	28	44	423	1066	83	50	107	.372	.316
Syracuse	.251	141	555	1151	222	11	110	527	27	32	407	977	44	25	115	.377	.315
Charlotte	.250	142	614	1157	195	25	142	574	34	35	513	1204	95	42	100	.394	.329
Lehigh Valley	.249	142	624	1158	217	31	152	585	24	35	449	1242	64	30	91	.406	.320
Buffalo	.247	141	544	1123	239	28	78	507	19	38	462	1032	143	52	96	.363	.320

PITCHING	W-L	ERA	CG	SHO	SV	IP	H	R	ER	HR	BB	K	AVG
Scranton/WB	86-55	3.33	2	13	37	1225.2	1079	521	454	101	382	1249	.233
Durham	86-56	3.37	1	18	42	1270.2	1099	524	476	126	417	1421	.231
Rochester	80-62	3.39	4	10	42	1228.0	1174	507	462	102	350	1128	.252
Indianapolis	79-63	3.48	3	10	39	1245.1	1163	529	482	103	453	1142	.249
Buffalo	65-76	3.58	3	12	35	1209.1	1177	535	481	102	421	993	.254
Lehigh Valley	80-62	3.72	5	15	44	1224.0	1167	578	506	111	410	1022	.251
Pawtucket	67-75	3.84	6	18	30	1229.0	1109	562	524	140	454	1101	.241
Toledo	70-71	3.89	2	9	42	1248.1	1263	595	540	101	478	1101	.263
Gwinnett	71-71	4.02	5	12	32	1231.1	1187	606	550	105	470	1184	.251
Norfolk	66-76	4.14	2	8	32	1241.1	1297	639	571	111	450	1028	.268
Columbus	71-71	4.33	6	12	38	1248.0	1289	644	600	152	486	1074	.268
Louisville	56-86	4.56	4	6	29	1256.0	1357	731	636	124	521	1129	.276
Charlotte	61-81	4.79	5	2	31	1216.0	1298	730	647	148	475	1090	.273
Syracuse	54-87	5.03	3	5	29	1187.1	1315	709	664	137	454	1017	.281

DEFENSE	PCT	G	PO	A	E	TC	DP	PB
Pawtucket	.987	142	3687	1185	64	4936	121	12
Rochester	.986	142	3684	1263	72	5019	117	17
Columbus	.984	142	3744	1333	80	5157	153	8
Syracuse	.983	141	3562	1323	82	4967	128	13
Indianapolis	.982	142	3736	1421	94	5251	128	5
Toledo	.982	141	3745	1303	95	5143	134	14
Durham	.981	142	3812	1303	99	5214	122	8
Buffalo	.981	141	3628	1296	97	5021	123	14
Lehigh Valley	.980	142	3672	1280	101	5053	112	16
Scranton/WB	.980	141	3677	1222	101	5000	102	13
Gwinnett	.980	142	3694	1208	102	5004	107	7
Charlotte	.976	142	3648	1362	125	5135	142	13
Norfolk	.975	142	3724	1388	129	5241	120	7
Louisville	.974	142	3768	1352	136	5256	146	12

2017 HITTING STATISTICS

BATTERS	AVG	G	AB	R	H	2B	3B	HR	RBI	BB	K	SB	CS	OBP	SLG	SF	SAC	HBP	DP
Almonte, Abraham	.260	23	77	11	20	6	1	2	6	15	13	3	1	.380	.442	0	0	0	4
Chisenhall, Lonnie	.370	8	27	4	10	2	0	1	4	0	6	1	0	.357	.556	1	0	0	0
Colabello, Chris	.225	72	262	25	59	11	0	6	37	34	76	3	1	.323	.336	0	0	4	10
Diaz, Yandy	.350	85	309	56	108	17	1	5	33	60	56	1	2	.454	.460	2	2	1	11
Gonzalez, Erik	.256	40	160	21	41	4	3	6	13	7	53	5	1	.286	.431	1	2	0	0
Guyer, Brandon	.267	6	15	3	4	0	0	1	1	2	4	0	0	.450	.467	0	0	3	0
Haase, Eric	.333	2	6	1	2	0	0	1	2	1	2	0	0	.500	.833	0	0	1	0
Hankins, Todd	.207	29	82	13	17	4	0	1	5	6	25	2	2	.270	.293	0	2	1	0
Jackson, Austin	.333	8	27	2	9	3	0	1	4	2	6	2	0	.379	.556	0	0	0	3
Kipnis, Jason	.182	6	22	1	4	2	1	0	2	1	4	0	0	.217	.364	0	0	0	0
Kratz, Erik	.270	86	282	38	76	16	1	13	37	32	64	5	1	.359	.472	1	1	8	5
Lough, David	.500	4	12	1	6	1	0	0	0	0	0	0	1	.500	.583	0	0	0	1
Lucas, Jeremy	.140	16	43	2	6	0	0	0	3	3	13	0	1	.260	.140	0	0	4	2
Marabell, Connor	.467	5	15	0	7	2	0	0	1	1	3	0	2	.500	.600	0	0	0	0
Martinez, Michael	.277	63	213	29	59	16	2	0	20	13	35	4	2	.317	.371	1	2	0	7
Medina, Jose	.000	1	3	0	0	0	0	0	0	0	3	0	0	.000	.000	0	0	0	0
Moore, Adam	.238	76	244	26	58	6	1	8	33	25	87	0	0	.313	.369	3	1	3	9
Naquin, Tyler	.298	80	295	42	88	14	4	10	51	30	71	5	2	.359	.475	4	1	0	4
Papi, Mike	.235	37	119	20	28	5	0	2	18	20	25	1	1	.354	.328	4	1	4	1
Robertson, Daniel	.321	57	209	29	67	8	0	1	16	21	35	12	6	.383	.373	0	1	0	2
Rodriguez, Nellie	.170	120	377	38	64	14	0	17	49	53	181	0	0	.271	.342	2	1	0	6
Rodriguez, Ronny	.291	117	447	60	130	18	2	17	64	23	92	15	5	.324	.454	5	7	1	9
Sever, Joe	.500	2	2	2	1	0	0	0	0	0	1	0	0	.667	.500	0	0	1	0
Shaffer, Richie	.227	131	463	69	105	18	1	30	89	67	188	4	0	.338	.464	3	1	12	9
Smith, Jordan	.153	56	150	11	23	4	1	1	11	8	38	3	4	.200	.213	1	2	1	6
Stamets, Eric	.251	101	334	49	84	23	0	15	47	30	87	8	0	.324	.455	3	6	7	1
Urshela, Giovanny	.266	76	297	34	79	12	1	6	34	20	45	0	0	.321	.374	2	1	5	8
Wilson, Josh	.206	53	155	26	32	9	0	2	9	11	41	1	1	.291	.303	1	4	8	1
Zimmer, Bradley	.294	33	126	22	37	11	2	5	14	14	43	9	3	.371	.532	1	1	2	0
Team Total	.256	142	4773	635	1224	226	21	151	603	499	1297	84	36	.333	.408	35	36	66	99

Top Hit Streaks

Naquin	14	4/14-5/2
Robertson	13	7/5-7/21
Diaz	13	6/1-7/1
Martinez	10	8/11-8/21
Shaffer	10	6/9-6/19

Top On-Base Streaks

Diaz	19	6/1-7/8
Kratz	17	6/10-7/5
Stamets	17	5/26-6/21
Shaffer	17	4/6-4/27
Naquin	16	6/16-7/7

Homer History

Richie Shaffer clubbed 30HR in 2017, on the heels of 30 from Jesus Aguilar in 2016, marking the first time the Clippers had consecutive 30HR seasons since three straight from 1981-83.

Adam Moore's pinch-hit homer at Pawtucket on 8/10 was the first for a Clipper since Alex Escobar at Indianapolis on 7/6/08, a span of 1,356 games, including the postseason.



Eric Stamets (pictured) ended a 14-inning affair vs. Toledo on 6/24 with a solo shot, snapping a streak of 191 consecutive home games without a walk-off homer (8/25/14 vs. Indianapolis, Jesus Aguilar). Additionally, Stamets turned in the first 3HR game for Columbus (6/16 vs. Gwinnett) since Chad Huffman vs. Louisville on 4/21/11.

2017 PITCHING STATISTICS

PITCHERS	W-L	ERA	G	GS	CG	SHO	SV	SVO	IP	H	R	ER	HR	HB	BB	K	AVG
Armstrong, Shawn	1-1	3.07	28	0	0	0	10	13	29.1	27	10	10	3	2	11	36	.241
Aviles, Robbie	0-0	9.82	3	0	0	0	0	0	3.2	3	4	4	1	2	2	2	.214
Banwart, Travis	2-4	5.49	15	8	0	0	0	0	39.1	47	25	24	4	1	15	25	.297
Breslow, Craig	0-0	3.86	7	0	0	0	0	0	4.2	5	2	2	0	1	2	4	.278
Brown, D.J.	0-0	3.00	2	0	0	0	0	0	3.0	3	1	1	0	0	1	2	.250
Clevinger, Mike	3-2	2.65	7	7	0	0	0	0	34.0	28	10	10	3	1	14	38	.228
Colon, Joe	0-0	4.13	28	0	0	0	6	8	32.2	33	15	15	4	0	18	34	.260
Crockett, Kyle	5-5	3.38	51	0	0	0	4	5	48.0	42	23	18	2	5	11	49	.235
Frias, Carlos	1-1	8.05	30	1	0	0	0	2	38.0	46	34	34	8	2	22	21	.301
Garner, Perci	0-0	47.25	3	0	0	0	0	0	1.1	1	7	7	0	0	8	2	.200
Goody, Nick	1-0	0.00	3	0	0	0	0	0	4.1	2	0	0	0	1	1	10	.133
Grube, Jarrett	5-6	3.56	14	14	0	0	0	0	78.1	76	34	31	9	3	25	56	.255
Grube, Todd	0-0	6.75	1	0	0	0	0	0	1.1	2	1	1	0	0	0	0	.333
Head, Louis	3-2	3.23	50	0	0	0	7	10	61.1	50	22	22	2	2	28	65	.222
Hill, Cameron	0-0	0.00	2	0	0	0	0	0	2.0	2	0	0	0	0	1	0	.250
Holland, Neil	0-1	7.36	4	0	0	0	0	1	3.2	5	3	3	1	1	1	4	.333
Johnson, Jeff	2-1	3.27	50	0	0	0	3	3	55.0	44	22	20	3	1	37	65	.222
Lucas, Jeremy	1-0	14.40	5	0	0	0	0	0	5.0	11	8	8	3	0	2	2	.423
Martin, Josh	1-2	3.25	30	0	0	0	4	6	36.0	36	13	13	2	2	8	38	.257
Merritt, Ryan	10-5	3.03	19	18	1	0	0	0	116.0	116	40	39	19	5	25	85	.263
Merryweather, Julian	3-7	6.58	16	16	0	0	0	0	78.0	105	58	57	13	6	25	76	.327
Miller, Andrew	0-0	0.00	1	0	0	0	0	0	1.0	0	0	0	0	0	0	2	.000
Moreno, Diego	1-0	0.73	9	0	0	0	0	0	12.1	8	1	1	0	1	0	2	.186
Morimando, Shawn	10-9	4.41	26	26	4	3	0	0	159.1	177	91	78	22	4	57	128	.281
Narveson, Chris	6-7	3.41	20	17	0	0	0	0	103.0	98	45	39	11	4	44	62	.249
Olson, Tyler	2-0	3.21	34	0	0	0	2	2	42.0	28	16	15	7	3	12	54	.189
Pasquale, Nick	0-1	0.00	1	1	0	0	0	0	3.2	4	3	0	0	0	2	3	.308
Peoples, Michael	1-4	7.15	8	7	1	0	0	0	39.0	60	34	31	4	1	18	18	.364
Plutko, Adam	7-12	5.90	24	22	0	0	0	0	135.2	153	92	89	24	0	53	103	.295
Salazar, Danny	1-1	2.89	2	2	0	0	0	0	9.1	6	3	3	3	0	5	13	.188
Speer, David	1-0	0.00	4	1	0	0	0	1	6.1	6	0	0	0	0	4	2	.261
Sulser, Cole	2-0	2.63	35	0	0	0	2	2	48.0	47	15	14	3	0	26	59	.257
Tully, Tanner	1-0	3.86	1	1	0	0	0	0	7.0	8	3	3	0	0	1	3	.286
Whitehouse, Matt	1-0	12.00	2	1	0	0	0	0	6.0	9	9	8	0	0	4	3	.360
Wilson, Josh	0-0	0.00	1	0	0	0	0	0	0.1	1	0	0	0	0	1	0	.500
Team Total	71-71	4.33	142	142	6	12	38	53	1248.0	1289	644	600	152	48	486	1074	.268

Workhorses

Kyle Crockett, Louis Head and Jeff Johnson all appeared in at least 50 games in 2017, marking the first time the Clippers had a 50 game pitcher since Josh Judy in 2011 (had not had two 50 game pitchers since 2007 and had not had at least three such pitchers since 2003).



Crockett



Head



Johnson

2017 DEFENSIVE STATISTICS

PLAYER	POS	PCT	G	PO	A	E	TC	DP	PB	PITCHER	PCT	G	PO	A	E	TC	DP
Almonte, A.	OF	.917	14	22	0	2	24	0		Armstrong, S.	.667	28	0	2	1	3	1
Chisenhall, L.	OF	1.000	7	8	0	0	8	0		Aviles, R.	--	3	0	0	0	0	0
Colabello, C.	1B	.995	28	196	13	1	210	23		Banwart, T.	1.000	15	3	2	0	5	0
	OF	1.000	22	28	0	0	28	0		Breslow, C.	--	7	0	0	0	0	0
Diaz, Y.	2B	--	1	0	0	0	0	0		Brown, D.	--	2	0	0	0	0	0
	3B	.977	42	22	64	2	88	13		Clevinger, M.	.875	7	3	4	1	8	0
	OF	.966	30	54	3	2	59	0		Colon, J.	1.000	28	0	1	0	1	0
Gonzalez, E.	2B	.979	9	23	24	1	48	9		Crockett, K.	1.000	51	3	8	0	11	0
	3B	1.000	3	1	6	0	7	0		Frias, C.	1.000	30	3	1	0	4	0
	SS	.978	26	36	54	2	92	17		Garner, P.	--	3	0	0	0	0	0
	OF	.800	4	4	0	1	5	0		Goody, N.	1.000	3	0	1	0	1	0
Guyer, B.	OF	1.000	4	2	0	0	2	0		Grube, J.	.929	14	6	7	1	14	0
Haase, E.	C	1.000	2	14	1	0	15	0	0	Hankins, T.	--	1	0	0	0	0	0
Hankins, T.	2B	.974	16	30	45	2	77	14		Head, L.	1.000	50	1	7	0	8	0
	OF	1.000	16	26	0	0	26	0		Hill, C.	--	2	0	0	0	0	0
Jackson, A.	OF	1.000	5	7	0	0	7	0		Holland, N.	--	4	0	0	0	0	0
Kipnis, J.	2B	1.000	6	10	11	0	21	2		Johnson, J.	1.000	50	2	5	0	7	0
Kratz, E.	C	.997	78	558	37	2	597	9	3	Lucas, J.	--	5	0	0	0	0	0
	1B	1.000	1	2	0	0	2	0		Martin, J.	1.000	30	0	2	0	2	1
Lough, D.	OF	1.000	4	6	0	0	6	0		Merritt, R.	1.000	19	2	14	0	16	0
Lucas, J.	C	1.000	3	17	0	0	17	0	0	Merryweather	1.000	16	5	6	0	11	1
	3B	--	1	0	0	0	0	0		Miller, A.	--	1	0	0	0	0	0
Marabell, C.	OF	.900	4	9	0	1	10	0		Moreno, D.	1.000	9	0	1	0	1	0
Martinez, M.	2B	1.000	17	22	26	0	48	10		Morimando, S.	1.000	26	8	17	0	25	1
	3B	1.000	1	1	0	0	1	0		Narveson, C.	.850	20	2	15	3	20	2
	SS	.978	12	16	29	1	46	11		Olson, T.	.800	34	2	2	1	5	0
	OF	.984	32	57	4	1	62	0		Pasquale, N.	.333	1	0	1	2	3	0
Medina, J.	1B	1.000	1	6	0	0	6	0		Peoples, M.	1.000	8	2	4	0	6	1
Moore, A.	C	.996	68	518	34	2	554	4	5	Plutko, A.	.880	24	10	12	3	25	1
Naquin, T.	OF	1.000	69	162	5	0	167	2		Salazar, D.	1.000	2	0	1	0	1	0
Papi, M.	OF	1.000	36	65	3	0	68	1		Speer, D.	1.000	4	0	1	0	1	1
Robertson, D.	2B	1.000	2	1	0	0	1	0		Sulser, C.	1.000	35	2	5	0	7	2
	OF	1.000	52	97	7	0	104	0		Tully, T.	--	1	0	0	0	0	0
Rodriguez, N.	1B	.988	108	769	55	10	834	101		Whitehouse	.000	2	0	0	1	1	0
Rodriguez, R.	1B	1.000	3	9	1	0	10	3		Wilson, J.	1.000	1	0	1	0	1	0
	2B	.993	62	121	173	2	296	47		Team Total	.930	142	54	120	13	187	153
	3B	.966	25	18	39	2	59	2									
	SS	1.000	2	2	3	0	5	0		CATCHER	PCT	CS	SB	ATT			
	OF	1.000	24	41	6	0	47	3		Haase, E.	.000	0	2	2			
Sever, J.	3B	--	1	0	0	0	0	0		Kratz, E.	.373	25	42	67			
Shaffer, R.	1B	1.000	26	102	5	0	107	10		Lucas, J.	.000	0	2	2			
	3B	.882	18	6	24	4	34	5		Moore, A.	.404	19	28	47			
	OF	.959	80	133	8	6	147	1		Team Total	.373	44	74	118			
Smith, J.	OF	.989	50	88	2	1	91	0									
Stamets, E.	2B	.966	10	12	16	1	29	2									
	SS	.980	91	139	260	8	407	60									
Urshela, G.	3B	.959	60	33	107	6	146	13									
	SS	1.000	16	16	37	0	53	6									
Wilson, J.	1B	1.000	2	11	3	0	14	0									
	2B	.960	46	75	95	7	177	28									
	3B	1.000	4	2	1	0	3	0									
	SS	1.000	3	5	10	0	15	4									
Zimmer, B.	OF	1.000	33	88	2	0	90	1									
Team Total*		.984	142	3744	1333	80	5157	153	8								

*-includes pitcher stats

Three for One

On 8/22 at Toledo, Eric Stamets (2B), Erik Gonzalez (SS) and Richie Shaffer (1B) pulled off the first triple-play for Columbus in over two decades (5/14/94 at Syracuse) when Stamets made a diving stab at a line drive. After flipping to Gonzalez for the second out, the shortstop threw on to Shaffer to end a Mud Hen rally.

2017 MISCELLANEOUS STATISTICS

BATTER	Homeruns					Multi-Hit Games				Multi-RBI Games					
	1R	2R	3R	GS	Record	2H	3H	4H	5+H	Total	2BI	3BI	4BI	5+BI	Total
Almonte	2				0-2	5	1			6	1				1
Chisenhall		1			0-1	2		1		3	1				1
Colabello	3		3		4-2	11	4			15	5	4			9
Diaz	3		2		4-1	25	6	1		32	2	2		1	5
Gonzalez	6				4-2	9	2			11	3				3
Guyser	1				1-0					0					0
Haase		1			1-0					0	1				1
Hankins			1		1-0	3				3		1			1
Jackson		1			1-0	2				2	1				1
Kipnis						1				1					0
Kratz*	7	4	2		7-5	17	4			21	6	2	1		9
Lough						2				2					0
Lucas						1				1					0
Marabell						1	1			2					0
Martinez						13	5			18	2	1			3
Medina										0					0
Moore	3	2	2	1	6-2	16	2			18	4	3	2		9
Naquin	6	2	1	1	7-3	15	6			21	7	3	1	1	12
Papi	1	1			1-1	9				9		2	1		3
Robertson	1				1-0	11	2	4		17	3		1		4
Rodriguez, N**	9	3	4	1	10-5	15	1			16	6	6	2		14
Rodriguez, R	11	4	1	1	10-7	24	9	1		34	10	3	1		14
Sever										0					0
Shaffer	8	15	5	2	18-12	25	1			26	15	9	2		26
Smith	1				1-0	4				4					0
Stamets**^	8	6	1		10-1	18	3	1		22	5	4		1 ^a	10
Urshela	3	2		1	3-3	19	3			22	4		2		6
Wilson	2				1-1	7	1			8	1				1
Zimmer	3	2			3-2	11	1			12	3				3
Team Total	78	44	22	7	54-40	266	52	8	0	326	80	40	13	3	136

*=# of 2HR games, ^=# of 3HR games, a-6RBI game

BATTER	Starts by Position							Starts by Batting Order											
	C	1B	2B	3B	SS	LF	CF	RF	DH	1 st	2 nd	3 rd	4 th	5 th	6 th	7 th	8 th	9 th	
Almonte						1	7	6	9	11	3	3	1	3	2				
Chisenhall						4	1	2	1		6	2							
Colabello		26				12		7	23		23	15	11	10	8			1	
Diaz				40		20		9	15	14	28	32	4	6					
Gonzalez			7	3	23	1		2		21	5	1		6	2	1			
Guyser						2		2	2		6								
Haase	2													2					
Hankins			15				6									1		20	
Jackson							3	2	3		6	2							
Kipnis				6							2	4							
Kratz		74							6				1	12	15	23	25	4	
Lough						1	2				2				1				
Lucas		3							9							1	8	3	
Marabell						2		2								1	2	1	
Martinez			12		12	1	18	4	4	22	14				1	6	3	5	
Medina		1																1	
Moore		63							6					2	12	24	29	2	
Naquin							46	20	10	18	7	41	8	2					
Papi						3	8	24	1		2			13	18	2	1		
Robertson						34	8	4	4	29	10			4	6	1			
Rodriguez, N		103							10					1	6	4	20	36	46
Rodriguez, R		1	57	24	2		8	11	9	19	27	3	6	22	23	10	2		
Sever																			
Shaffer		10		18		49		24	26		2	96	15	12	2				
Smith						12	11	15						1	4	10	23		
Stamets			8		86						14			5	21	24	11	19	
Urshela				56	16			3			1	26	29	10	9				
Wilson		1	37	1	3				1	2	3			1	5	15	17		
Zimmer							24	8		6	6	3	10	6	1				

2017 DAY BY DAY RESULTS

Date	Opp	Result	Time Delay	Rec.	Pos.	GA/B	Winner	Loser	Save	Att.	Home
4/6	Lou	W, 3-2 (13)	4:06	1-0	T1st	-	Olson	Chacin	J. Johnson	5,845	
4/7	Lou	L, 7-2	2:35	1-1	T2nd	-1.0	Wooten	Merritt		4,963	
4/8	Lou	W, 9-8 (10)	4:05	2-1	T1st	-	Goody	Mitchell	Colon	6,371	
4/9	Lou	L, 10-4	2:38	2-2	T1st	-	Bonilla	Morimando		6,511	
4/10	Ind	W, 1-0 (11)	3:16 :30	3-2	T1st	-	Olson	Runzler		3,400	
4/11	Ind	W, 2-0	2:47	4-2	T1st	-	Clevinger	Brault	J. Johnson	3,396	
4/12	Ind	W, 7-6	3:06	5-2	T1st	-	Merritt	Hutchison	Colon	3,372	
4/13	Lou	L, 11-4	2:57	5-3	T1st	-	Stephens	Plutko		9,160	9,160
4/14	Lou	L, 5-3	2:56	5-4	2nd	-1.0	Bonilla	Morimando	Shackelford	8,343	17,503
4/15	Lou	L, 4-2	2:17	5-5	T2nd	-2.0	McMyne	Narveson	Coleman	10,100	27,603
4/16	Lou	W, 8-0	2:47	6-5	2nd	-2.0	Clevinger	Astin		5,638	33,241
4/17							OFF DAY				
4/18	LHV	W, 3-0	2:43	7-5	2nd	-1.0	Merritt	J. Thompson	Armstrong	6,029	
4/19	LHV	L, 8-4	2:32	7-6	2nd	-1.5	R. Pinto	Plutko		5,807	
4/20	LHV	L, 4-2	2:29	7-7	2nd	-1.5	Pivetta	Morimando	Beato	7,825	
4/21	Buf	L, 9-3	3:34	7-8	2nd	-2.0	M. Smith	Narveson	Girodo	4,981	
4/22	Buf	L, 5-0	3:04	7-9	2nd	-2.5	House	Clevinger		5,068	
4/23	Buf	L, 5-4	2:57	7-10	T2nd	-2.5	Browning	J. Martin	M. Smith	7,207	
4/24							OFF DAY				
4/25	LHV	L, 8-5	3:15	7-11	3rd	-2.5	R. Pinto	Plutko		7,202	40,443
4/26	LHV	W, 3-1	2:16	8-11	T2nd	-2.5	Morimando	Morgan	Colon	6,440	46,883
4/27	LHV	L, 7-4	2:53 :25	8-12	T2nd	-2.5	Appel	Banwart	Beato	7,375	54,258
4/28	Cha	L, 6-3	2:57 1:36	8-13	3rd	-3.0	Goldberg	Merritt	Burdi	8,141	62,399
4/29	Cha	W, 8-1 (7)	2:16	9-13	T2nd	-2.5	J. Johnson	Volstad		9,205	71,604
4/30	Cha	L, 3-1	2:20	9-14	T2nd	-3.5	R. Lopez	Plutko	Infante	8,686	80,290
5/1	Lou	W, 6-1	2:24	10-14	2nd	-3.0	Morimando	Wooten		4,161	
5/2	Lou	W, 6-1	2:55	11-14	2nd	-2.0	Clevinger	Bonilla		4,457	
5/3	Lou	L, 5-3	2:44	11-15	2nd	-3.0	McMyne	Banwart	Shackelford	6,307	
5/4							OFF DAY				
5/5	Ind			PPD., Rescheduled as a doubleheader on 5/16							
5/6	Ind	L, 6-1	2:41	11-16	2nd	-3.5	A. Sanchez	Merritt		6,830	87,120
5/7	Ind	L, 5-4	2:50	11-17	T2nd	-4.5	McKinney	Plutko	Neverauskas	8,189	95,309
5/8	Dur	L, 9-2	2:39	11-18	3rd	-4.5	Y. Chirinos	Morimando		4,494	
5/9	Dur	W, 3-2	2:46 :23	12-18	3rd	-4.5	Peoples	K. Winkler	Armstrong	4,306	
5/10	Dur	W, 13-9 (11)	4:08	13-18	3rd	-3.5	J. Martin	Field		4,827	
5/11	Dur	W, 3-1	2:42	14-18	3rd	-2.5	Merritt	Honeywell	Armstrong	9,377	
5/12	Gwn	W, 5-2	2:34 :58	15-18	T2nd	-2.5	Plutko	Albers	J. Martin	5,566	
5/13	Gwn	W, 7-4	3:04	16-18	T2nd	-1.5	Crockett	A. Morris	Armstrong	9,608	
5/14	Gwn	L, 6-2	2:43	16-19	3rd	-1.5	Sims	Peoples	R. Cruz	3,482	
5/15	Ind	W, 5-4	2:55	17-19	T2nd	-1.5	Banwart	Eppler	J. Martin	10,100	105,409
5/16	Ind	L, 5-1 (7)	2:09	17-20	3rd	-2.5	Brault	Merritt		-	
5/16	Ind	L, 9-0 (7)	2:22	17-21	3rd	-3.0	Dickson	J. Johnson		6,870	112,279
5/17	Ind	L, 8-4	3:13	17-22	3rd	-4.0	Kingham	Plutko		7,330	119,609
5/18	Ind	L, 4-2	2:46 :30	17-23	3rd	-4.0	Light	Holland	Runzler	10,550	130,159
5/19	Lou	W, 6-5 (18)	5:35 :39	18-23	3rd	-4.5	J. Lucas	Iribarren		6,443	
5/20	Lou			PPD., Rescheduled as a doubleheader on 5/21							
5/21	Lou	L, 1-0 (7)	1:44	18-24	3rd	-5.5	Stephens	Merritt		-	
5/21	Lou	L, 4-3 (7)	2:07	18-25	3rd	-6.5	Mitchell	Banwart	McMyne	8,304	
5/22							OFF DAY				
5/23	SWB	W, 6-3	2:38	19-25	3rd	-5.5	Plutko	Cessa	Colon	7,306	137,465
5/24	SWB	L, 5-0	2:49	19-26	3rd	-5.5	German	Morimando		6,241	143,706
5/25	SWB			PPD., Rescheduled as a doubleheader on 5/31							
5/26	Nor	L, 14-3	3:04	19-27	3rd	-7.0	M. Wright	Peoples		9,304	153,010
5/27	Nor	W, 8-5	3:10	20-27	3rd	-6.0	Merritt	S. Johnson		10,942	163,952
5/28	Nor	W, 13-6	3:01	21-27	T2nd	-6.0	Plutko	McGough		7,445	171,397
5/29	Nor	W, 12-4	2:46	22-27	T2nd	-5.0	Morimando	Lee		11,668	183,065
5/30	SWB	W, 5-0	2:06 :25	23-27	2nd	-5.0	Merryweather	Lee		4,660	

2017 DAY BY DAY RESULTS

Date	Opp	Result	Time Delay	Rec.	Pos.	GA/B	Winner	Loser	Save	Att.	Home
5/31	SWB	L, 6-0 (7)	1:49	23-28	2nd	-5.5	C. Adams	Peoples		10,000	
5/31	SWB ^a	L, 4-3 (7)	2:30	23-29	2nd	-5.5	T. Jones	Narveson	Frieri	-	
6/1	SWB	W, 6-3	2:51	24-29	2nd	-5.5	Merritt	Feyereisen	J. Martin	5,455	
6/2	Syr	W, 11-5	3:02	25-29	2nd	-5.5	Plutko	McGowin		3,874	
6/3	Syr	W, 3-2 (10)	2:52	26-29	2nd	-4.5	Armstrong	Martin	J. Johnson	10,369	
6/4	Syr			PPD., Rescheduled as a doubleheader on 6/4							
6/5	Lou	W, 15-5	3:14	27-29	2nd	-4.0	Merryweather	Ross		10,874	193,939
6/6	Lou	L, 5-3	3:15	27-30	2nd	-5.0	Romano	Narveson	Shackelford	8,705	202,644
6/7	Lou	W, 6-5	2:48	28-30	2nd	-4.0	Merritt	Stephens	J. Martin	6,811	209,455
6/8	Lou	L, 3-0	2:33	28-31	2nd	-4.0	Reed	Plutko	Shackelford	10,772	220,227
6/9	Ind	W, 8-1	2:59	29-31	2nd	-3.0	Morimando	Kingham		10,100	230,327
6/10	Ind	W, 8-4	3:04	30-31	2nd	-2.0	Merryweather	C. Holmes		14,327	
6/11	Ind	L, 9-3	2:49	30-32	2nd	-3.0	Eppler	Clevinger		10,880	
6/12				OFF DAY							
6/13	Dur	W, 3-2	3:14	31-32	2nd	-3.0	Head	Ames	Armstrong	6,867	237,194
6/14	Dur	L, 11-0	2:58	31-33	2nd	-3.5	Honeywell	Peoples		7,885	245,079
6/15	Dur	W, 8-0	2:26	32-33	2nd	-4.0	Morimando	Yarbrough		7,919	252,998
6/16	Gwn	W, 7-6	2:43	33-33	2nd	-3.0	Speer	M. Cabrera		10,100	263,098
6/17	Gwn	W, 8-2	2:50	34-33	2nd	-3.0	Whitehouse	Blair		11,675	274,773
6/18	Gwn	W, 9-3	2:46	35-33	2nd	-3.0	Narveson	Weigel		9,370	284,143
6/19	Lou	L, 4-2	2:58	35-34	2nd	-4.0	Bailey	Crockett	Herget	6,542	
6/20	Lou	W, 3-2	2:56	36-34	2nd	-4.0	Frias	J. Buchanan	Colon	8,024	
6/21	Lou	W, 9-7	2:54	37-34	2nd	-3.0	Morimando	Ross	Crockett	12,652	
6/22	Tol	L, 5-3	3:22	37-35	2nd	-3.5				10,100	294,243
6/23	Tol			PPD., Rescheduled as a doubleheader on 8/5							
6/24	Tol	W, 3-2 (14)	3:54	38-35	2nd	-3.5	J. Johnson	Jimenez		11,965	306,208
6/25	Tol	W, 4-1	2:15	39-35	2nd	-2.5	Grube	A. Vasquez	Colon	10,100	316,308
6/26	Cha	W, 7-6	3:16	40-35	2nd	-1.5	Sulser	C. Fulmer	Crockett	9,222	
6/27	Cha	W, 5-0	2:29	41-35	2nd	-0.5	Morimando	Giolito		7,671	
6/28	Cha	L, 7-6	3:36	41-36	2nd	-1.5	Parnell	Crockett		8,040	
6/29	Cha	L, 4-1	3:05	41-37	2nd	-2.5	R. Lopez	Pasquale	Burdi	9,749	
6/30	Cha	L, 3-2	2:35	41-38	2nd	-3.5	A. Vasquez	Grube	Mujica	8,513	
7/1	Tol	L, 2-1	2:34	41-39	2nd	-4.5	VerHagen	Plutko	Jimenez	9,444	
7/2	Tol	W, 2-0	2:07	42-39	2nd	-3.5	Morimando	Boyd		9,546	
7/3	Tol	L, 1-0	2:14	42-40	2nd	-4.5	Jaye	Narveson	Mujica	10,700	
7/4	Ind	W, 1-0	2:30	43-40	2nd	-3.5	Merritt	Brault	Olson	14,366	
7/5	Ind	W, 6-5	3:06	44-40	2nd	-2.5	Crockett	Hutchison	Olson	8,909	325,217
7/6	Ind	L, 21-1	3:34	44-41	2nd	-3.5	Glasnow	Salazar		8,044	333,261
7/7	Nor	W, 8-4	2:35	45-41	2nd	-3.5	Morimando	G. Ynoa	Head	7,528	340,789
7/8	Nor	W, 6-4	2:54	46-41	2nd	-3.5	Narveson	T. Wilson	Crockett	12,225	353,014
7/9	Nor	L, 3-2	2:51	46-42	2nd	-3.5	S. Johnson	Crockett	R. Rodriguez	8,880	361,894
7/10				ALL-STAR BREAK							
7/11				ALL-STAR BREAK							
7/12				ALL-STAR GAME - Tacoma, WA (PCL won, 6-4)							
7/13	Tol	W, 5-3	2:35	47-42	2nd	-3.5	Plutko	Boyd	Armstrong	7,536	
7/14	Tol	W, 14-8	3:53	48-42	2nd	-3.5	Morimando	VerHagen	Head	11,500	
7/15	Tol	W, 3-0	2:41	49-42	2nd	-2.5	Narveson	A. Vasquez	Armstrong	11,500	
7/16	Tol	W, 3-0	2:39	50-42	2nd	-1.5	Salazar	Jaye	Head	10,500	
7/17	Buf	L, 7-5	3:04	50-43	2nd	-2.5	Rowley	Grube	C. Smith	11,648	373,542
7/18	Buf	L, 10-4	2:51	50-44	2nd	-2.5	House	Plutko		8,390	381,932
7/19	Buf	W, 5-4	2:33	51-44	2nd	-1.5	Crockett	Glaude		8,270	390,202
7/20	Syr	W, 4-3 (7)	2:27	52-44	2nd	-1.0	Crockett	Solis		8,855	399,057
7/20	Syr ^b	W, 10-2 (7)	2:19	53-44	2nd	-1.0	Narveson	J. Turner		-	
7/21	Syr	L, 9-4	2:58	53-45	2nd	-1.0	Long	Banwart		9,605	408,662
7/22	Syr	W, 5-4	3:03	54-45	T1st	-	Crockett	Solis	Head	10,404	419,066
7/23	Syr	L, 6-4	3:08	54-46	2nd	-1.0	A. Adams	Frias	W. Suero	9,165	428,231
7/24	Cha	L, 10-4	2:56	54-47	2nd	-2.0	C. Fulmer	Morimando		8,278	

2017 DAY BY DAY RESULTS

Date	Opp	Result	Time Delay	Rec.	Pos.	GA/B	Winner	Loser	Save	Att.	Home	
7/25	Cha	L, 4-1	2:39	54-48	2nd	-3.0	Giolito	Merryweather		9,539		
7/26	Cha	L, 5-4 (11)	3:39	54-49	2nd	-3.0	Turner	Narveson		8,007		
7/27	Cha	W, 5-2	2:53	55-49	2nd	-2.0	Grube	Volstad	Head	9,020		
7/28	Nor	L, 8-5 (7)	2:15	1:11	55-50	2nd	-1.5	G. Ynoa	Plutko		4,059	
7/29	Nor	PPD., Rescheduled as a doubleheader on 7/30										
7/30	Nor	L, 4-3 (7)	1:51	55-51	2nd	-2.5	J. Wheeler	Morimando		-		
7/30	Nor	W, 8-7 (9)	3:20	56-51	2nd	-2.5	Banwart	Verrett		6,056		
7/31	OFF DAY											
8/1	Ind	W, 3-2	2:36	57-51	2nd	-1.5	Merritt	Brault	Head	9,075	437,306	
8/2	Ind	W, 6-3	2:52	:58	58-51	2nd	-0.5	Narveson	Eppler	Crockett	8,727	446,033
8/3	Ind	W, 10-1	3:04	59-51	1st	+0.5	Grube	Hutchison		9,335	455,368	
8/4	Tol	L, 8-5	2:57	59-52	2nd	-0.5	K. Ryan	Armstrong	Ferrell	9,705	465,073	
8/5	Tol	L, 6-3	2:32	59-53	2nd	-1.0	A. Vasquez	Merryweather	Reininger	8,360	473,433	
8/5	Tol	L, 7-4	3:04	59-54	2nd	-2.0	Lewicki	Plutko	B. Hardy	10,654	484,087	
8/6	Tol	W, 7-0	2:42	60-54	2nd	-1.5	Merritt	Jaye	Armstrong	10,100	494,187	
8/7	Roc	W, 4-1	2:57	:45	61-54	2nd	-1.5	Head	Rucinski	Sulser	3,455	
8/8	Roc	L, 6-2	2:48	61-55	2nd	-2.5	Turley	Grube		4,957		
8/9	Roc	L, 12-3	3:07	:14	61-56	2nd	-2.5	Wimmers	Morimando		6,707	
8/10	Paw	L, 3-2	2:39	61-57	2nd	-3.5	Walden	Plutko	Shepherd	6,113		
8/11	Paw	L, 8-1	3:04	61-58	2nd	-4.5	Elias	Merryweather		10,059		
8/12	Paw	W, 5-4	2:59	62-58	2nd	-4.5	Merritt	H. Velazquez	Armstrong	11,515		
8/13	Paw	W, 5-2	3:01	63-58	2nd	-4.5	Head	Shepherd	Armstrong	10,065		
8/14	OFF DAY											
8/15	Roc	L, 6-2	3:01	63-59	2nd	-5.5	Gonsalves	Grube		8,704	502,891	
8/16	Roc	L, 4-3 (11)	3:15	63-60	2nd	-5.5	Wimmers	Crockett		9,060	511,951	
8/17	Roc	W, 4-1	2:27	64-60	2nd	-4.5	Plutko	Rucinski	Head	10,100	522,051	
8/18	Paw	W, 11-4	3:03	65-60	2nd	-3.5	Moreno	Walden		10,323	532,374	
8/19	Paw	L, 4-2	2:46	65-61	2nd	-4.5	Beeks	Head	Maddox	12,015	544,389	
8/20	Paw	W, 6-1	2:43	66-61	2nd	-3.5	Grube	Haley		10,100	554,489	
8/21	Tol	L, 3-2	2:48	66-62	2nd	-4.5	Kensing	Morimando	Mujica	5,339		
8/22	Tol	L, 6-1	2:45	66-63	2nd	-4.5	Lewicki	Crockett		5,661		
8/23	Tol	L, 8-3	2:36	66-64	2nd	-5.5	Jaye	Merryweather		7,018		
8/24	Tol	W, 8-1	2:43	67-64	2nd	-5.5	Narveson	Turley		6,991		
8/25	Ind	L, 3-1	2:47	67-65	2nd	-6.5	Hutchison	Grube	Runzler	13,488		
8/26	Ind	L, 11-10	3:22	67-66	2nd	-7.5	Cumpton	J. Martin	Neverauskas	13,652		
8/27	Ind	W, 3-2	2:51	68-66	2nd	-6.5	Plutko	Glasnow	Sulser	11,895		
8/28	Tol	L, 6-4	3:00	68-67	2nd	-7.0	C. Bell	Merryweather	B. Rondon	10,100	564,589	
8/29	Tol	L, 7-6	3:11	68-68	2nd	-7.0	B. Rondon	Head	Mujica	7,754	572,343	
8/30	Tol	L, 5-1	2:47	68-69	3rd	-8.0	A. Vasquez	Grube		7,725	580,068	
8/31	Tol	W, 14-3	2:44	69-69	2nd	-8.0	Tully	D. Norris		7,438	587,506	
9/1	Lou	W, 10-1	2:34	70-69	2nd	-8.0	Sulser	Stephens		7,668	595,174	
9/2	Lou	PPD., Rescheduled as a doubleheader on 9/3										
9/3	Lou	L, 7-1 (7)	2:01	70-70	2nd	-8.0	Farrell	Merryweather		-		
9/3	Lou	L, 5-0 (7)	2:10	70-71	2nd	-9.0	Garrett	Narveson		10,100	605,274	
9/4	Lou	W, 6-2	2:33	71-71	2nd	-8.0	Grube	R. Davis		10,785	616,059	

^a-game played in Scranton/WB with Columbus as the home team

^b-game played in Columbus with Columbus as the road team

There is Tying in Baseball

With a 6-2 win vs. Louisville in the season finale, the Clippers evened their record at 71-71, notching the first .500 season in franchise history (41st season). Through the club's first 40 seasons, they have secured 28 winning seasons to just 12 losing seasons. As an affiliate of Cleveland, the Clippers have six winning seasons, two losing seasons and last year's tie.

2017 RECORD AND SCORING BREAKDOWN

VS. THE INTERNATIONAL LEAGUE				BY DAY			
West	Home	Road	Total	Day	Home	Road	Total
Indianapolis	6-7	6-3	12-10	Sunday	6-6	5-7	11-13
Louisville	5-7	7-6	12-13	Monday	4-2	4-5	8-7
Toledo	4-7	6-6	10-13	Tuesday	3-7	8-3	11-10
Total	15-21	19-15	34-36	Wednesday	5-6	3-7	8-13
				Thursday	5-6	7-3	12-9
				Friday	5-5	4-6	9-11
				Saturday	6-5	6-3	12-8
BY MONTH							
Month	Home	Road	Total				
April	3-7	6-7	9-14				
May	5-9	9-6	14-15				
June	10-4	8-5	18-9				
July	6-6	9-7	15-13				
August	8-9	5-9	13-18				
September	2-2	0-0	2-2				
HOME/ROAD							
				Home	Road	Total	
Total				34-37	37-34	71-71	

SITUATIONAL RECORDS			
	Leading	Tied	Trailing
After 6 innings:	53-5	13-7	5-59
After 7 innings:	57-4	10-0	4-67
After 8 innings:	60-1	8-2	0-58
1-run games:	23-17	3-run games:	14-10
2-run games:	7-4	Extra Innings:	8-2
Day games:	14-22	Night games:	57-49
Clippers score first:	43-23	Outhitting opponents:	44-12
Opponent scores first:	28-48	Hits even:	12-10
Shutouts:	12-9	Outhit by opponents:	15-49
Score at least 4 runs:	54-21	Commit an error:	29-32
Score less than 4 runs:	17-50	Commit no errors:	42-39
Last at bat wins:	14	Come from behind wins:	33
Walkoff record:	4-4	Losses after leading:	29

SCORING BREAKDOWN											
Runs by Inning	1	2	3	4	5	6	7	8	9	EX	Total
Clippers	80	59	80	69	61	101	72	56	40	17	635
Opponents	79	63	65	113	71	77	63	53	51	9	644
Runs in an Inning	0	1	2	3	4	5	6	7	8	9+	
Clippers	915	179	85	35	18	10	3	1	3	1	
Opponents	899	191	91	38	18	4	4	2	0	3	

2017 HIGHS AND LOWS

Clippers Individual Batting

Most hits, game:	4, 8x, Robertson, 8/24 at Tol
Most runs, game:	5, Rodriguez, R, 7/14 at Tol
Most doubles, game:	2, 23x, Moore, 8/29 vs. Tol
Most triples, game:	1, 21x, Naquin, 8/26 at Ind
Most home runs, game:	3, Stamets, 6/16 vs. Gwn*
Most RBI, game:	6, Stamets, 5/28 vs. Nor
Most stolen bases, game:	2, 4x, Robertson, 8/25 at Ind
Most walks, game:	4, Kratz, 5/19 at Lou
Most total bases, game:	12, 2x, Stamets, 6/16 vs. Gwn
Longest hitting streak:	14, Naquin, 4/14-5/2
Longest on base streak:	19, Diaz, 6/1-7/8

* - tied franchise record (12th time)

Dozen Times Two

Eric Stamets set the Clipper season high for total bases in a game when he went for 12 vs. Norfolk on 5/28 (two doubles, two homers, 6RBI).

On 6/16 vs. Gwinnett, he secured 12 bases again when he led off the 2nd, 4th and 6th innings with a homer (12th 3HR game in Clipper history).

Clippers Team Batting

Most runs, game:	15, 6/5 vs. Louisville
Most runs, inning:	10, 5/10 at Durham
Most hits, game:	19, 5/28 vs. Norfolk
Most hits, inning:	7, 3x, 9/1 vs. Indianapolis
Most doubles, game:	6, 4x, 8/3 vs. Indianapolis
Most triples, game:	2, 7/30 at Norfolk (g2)
Most home runs, game:	5, 2x, 6/16 vs. Gwinnett
Most x-base hits, game:	9, 3x, 6/5 vs. Louisville
Most total bases, game:	36, 5/28 vs. Norfolk
Most stolen bases, game:	4, 7/22 vs. Syracuse
Most walks, game:	12, 6/13 vs. Durham
Most strikeouts, game:	23, 5/19 at Louisville
Most runners LOB, game:	20, 5/19 at Louisville
Fewest hits, game:	1, 2x, 9/3 vs. Louisville (g2)

Clippers Individual Pitching

Most IP, starter:	9.0, 3x, Morimando, 7/2 at Tol
Fewest IP, starter:	0.1, Clevinger, 4/28 vs. Cha
Most IP, reliever:	7.0, Narveson, 7/26 at Cha
Most strikeouts, starter:	12, Morimando, 6/27 at Cha
Most strikeouts, reliever:	8, Merritt, 4/28 vs. Cha
Longest winning streak:	8, Morimando, 5/29-7/14
Longest losing streak:	7, Merryweather, 6/22-c
Most consecutive scoreless IP, starter:	18.0, Morimando, 6/27-7/2
Most consecutive scoreless IP, reliever:	13.1, Colon, 4/8-5/15
Most runs allowed:	10, Plutko, 7/18 vs. Buf
Most hits allowed:	13, Peoples, 5/14 at Gwn
Most walks allowed:	6, 2x, Morimando, 8/9 at Roc
Most HR allowed, game:	3, 6x, 2 pitchers, 7/6 vs. Ind

He's Going the Distance

Clipper pitchers topped out at 9.0IP three times in 2017, with Shawn Morimando accounting for all three of those games. From 6/15-7/2, the lefty completed three of four starts, notching three shutouts (first three of his career) while averaging just under 104 pitches per gem.

Prior to 6/15, Morimando had never thrown a pitch in the 9th inning of any game in his career (147 games).

Clippers Team Pitching

Most strikeouts, game:	18, 4/6 at Louisville
Most walks, game:	13, 7/6 vs. Indianapolis
Fewest walks, game:	0, 7x, 8/12 at Pawtucket
Most runs allowed, game:	21, 7/6 vs. Indianapolis
Most runs allowed, inning:	9, 3x, 8/26 at Indianapolis
Most hits allowed, game:	22, 7/6 at Indianapolis
Most hits allowed, inning:	7, 5x, 8/26 at Indianapolis
Fewest hits allowed, game:	2, 7/20 at Syracuse (g2)
Most HR allowed, game:	7, 7/6 vs. Indianapolis

Miscellaneous

Longest winning streak:	5, 5/9-5/13	Largest winning margin:	11, 8/31 vs. Toledo
Longest losing streak:	6, 4/19-4/24	Largest losing margin:	20, 7/6 vs. Indianapolis
Longest game, time:	5:35, 5/19 at Louisville	Largest comeback:	4, 2x, 8/18 vs. Pawtucket
Longest game, innings:	18, 5/19 at Louisville	Largest lead lost:	5, 2x, 8/26 at Indianapolis
Shortest game, time (9 inn.):	2:06, 5/30 at Scranton/WB	Most double plays turned:	4, 5/14 at Gwinnett
Shortest game, time (7 inn.):	1:44, 5/21 at Louisville (g1)	Most double plays hit into:	4, 5/21 at Louisville (g1)
Largest home crowd:	12,225, 7/8 vs. Norfolk	Most errors:	4, 5/19 at Louisville
Smallest home crowd:	5,638, 4/16 vs. Louisville		

2017 TRANSACTIONS

Date	#	Name	Pos	T/F	Team
4/6	1	T. Cooney	LHP	To	DL
	2	P. Garner	RHP	To	DL
	3	W. Roberts	RHP	To	DL
	4	D. Robertson	OF	To	DL
	5	E. Tejeda	RHP	To	DL
	6	S. Delabar	RHP	To	Ti List
4/7	7	L. Chisenhall	OF	From	Cleveland
4/12	8	L. Chisenhall	OF	To	Akron
4/14	9	N. Goody	RHP	To	Cleveland
	10	T. Naquin	OF	From	Cleveland
4/15	11	J. Kipnis	INF	From	Akron
4/16	12	J. Lucas	C	To	M. Valley
	13	S. Armstrong	RHP	From	Cleveland
4/21	14	J. Kipnis	INF	To	Cleveland
4/22	15	E. Stamets	INF	To	Akron
	16	Y. Diaz	INF	From	Cleveland
4/25	17	C. Narveson	LHP	To	DL
4/26	18	T. Banwart	RHP	From	Akron
APRIL - 18 moves					
5/2	19	S. Armstrong	RHP	To	Cleveland
5/3	20	J. Colon	RHP	To	Cleveland
	21	T. Naquin	OF	To	DL
5/5	22	J. Lucas	C	From	M. Valley
	23	M. Peoples	RHP	From	Akron
5/6	24	D. Robertson	OF	From	DL
5/7	25	M. Clevinger	RHP	To	Cleveland
5/8	26	Y. Diaz	OF	To	Cleveland
	27	S. Armstrong	RHP	From	Cleveland
	28	J. Colon	RHP	From	Cleveland
5/14	29	E. Gonzalez	INF	To	Cleveland
	30	D. Robertson	OF	To	Cleveland
	31	E. Stamets	INF	From	Akron
5/16	32	S. Armstrong	RHP	To	Cleveland
	33	C. Frias	RHP	To	Waivers
	34	B. Zimmer	OF	To	Cleveland
	35	Y. Diaz	OF	From	Cleveland
	36	C. Marabell	OF	From	Lynchburg
	37	D. Speer	LHP	From	Akron
	38	M. Whitehouse	LHP	From	Akron
5/18	39	D. Speer	LHP	To	Akron
	40	M. Whitehouse	LHP	To	Akron
	41	N. Holland	RHP	From	Akron
	42	C. Sulser	RHP	From	Akron
5/19	43	A. Jackson	OF	From	Cleveland
5/20	44	N. Holland	RHP	To	Akron
	45	D. Speer	LHP	From	Akron
5/22	46	D. Speer	LHP	To	Akron
5/23	47	C. Marabell	OF	To	Lynchburg
	48	J. Smith	OF	To	Akron
	49	C. Frias	RHP	From	Waivers
	50	T. Hankins	INF	From	Akron
	51	D. Lough	OF	From	Free Agent
5/25	52	C. Kluber	RHP	From	Cleveland
5/26	53	C. Kluber	RHP	To	Akron
	54	A. Jackson	OF	To	Cleveland
	55	P. Garner	RHP	From	DL
	56	P. Garner	RHP	To	Akron
5/27	57	C. Frias	RHP	To	DL

Date	#	Name	Pos	T/F	Team
5/27	58	N. Holland	RHP	From	Akron
5/28	59	D. Lough	OF	To	DL
	60	M. Papi	OF	From	Akron
5/29	61	T. Banwart	RHP	To	DL
	62	Merryweather	RHP	From	Akron
5/31	63	N. Holland	RHP	To	Akron
	64	C. Narveson	LHP	From	DL
MAY - 46 moves					
6/1	65	R. Rodriguez	INF	To	DL
	66	J. Wilson	INF	From	Texas
6/2	67	C. Sulser	RHP	To	Akron
	68	S. Armstrong	RHP	From	Cleveland
6/4	69	T. Olson	LHP	To	DL
6/6	70	C. Sulser	RHP	From	Akron
6/7	71	K. Crockett	LHP	To	Cleveland
6/8	72	A. Almonte	OF	From	Cleveland
6/9	73	M. Clevinger	RHP	From	Cleveland
6/12	74	R. Merritt	LHP	To	Lake County
6/13	75	J. Martin	RHP	To	DL
	76	J. Lucas	C	To	DL
	77	R. Merritt	LHP	From	Lake County
	78	T. Naquin	OF	From	DL
	79	D. Speer	LHP	From	Akron
6/14	80	Y. Diaz	OF	To	DL
6/16	81	M. Whitehouse	LHP	From	Akron
	82	B. Guyer	OF	From	Cleveland
	83	A. Plutko	RHP	To	Cleveland
	84	J. Sever	INF	From	Akron
6/17	85	M. Clevinger	RHP	To	Cleveland
	86	R. Merritt	LHP	To	Cleveland
	87	G. Urshela	INF	To	Cleveland
	88	C. Frias	RHP	From	DL
	89	T. Olson	LHP	From	DL
	90	R. Rodriguez	INF	From	DL
6/18	91	S. Armstrong	RHP	To	Cleveland
	92	M. Whitehouse	LHP	To	Akron
	93	J. Grube	RHP	From	Toronto
6/19	94	J. Sever	INF	To	Akron
	95	D. Speer	LHP	To	Akron
	96	K. Crockett	LHP	From	Cleveland
	97	G. Urshela	INF	From	Cleveland
6/21	98	M. Peoples	RHP	To	Akron
	99	R. Merritt	LHP	From	Cleveland
6/23	100	A. Moore	C	To	DL
	101	J. Lucas	C	From	DL
6/24	102	M. Papi	OF	To	Akron
6/25	103	M. Martinez	INF	From	Free Agent
6/26	104	Merryweather	RHP	To	DL
	105	Y. Diaz	OF	From	DL
	106	A. Plutko	RHP	From	Cleveland
	107	B. Guyer	OF	To	Cleveland
6/27	108	T. Hankins	INF	To	Akron
	109	D. Robertson	OF	From	Cleveland
6/29	110	C. Narveson	LHP	To	Akron
	111	N. Pasquale	RHP	From	Akron
6/30	112	N. Pasquale	RHP	To	Akron
	113	R. Aviles	RHP	From	Akron
JUNE - 49 moves					

2017 TRANSACTIONS

Date	#	Name	Pos	T/F	Team
7/1	114	R. Aviles	RHP	To	Akron
	115	C. Narveson	LHP	From	Akron
	116	R. Merritt	LHP	To	Cleveland
	117	J. Colon	RHP	To	TI List
7/3	118	P. Garner	RHP	From	Akron
	119	R. Merritt	LHP	From	Cleveland
	120	S. Delabar	RHP	From	TI List
	121	S. Delabar	RHP	To	Free Agent
7/5	122	A. Almonte	OF	To	Cleveland
7/6	123	D. Salazar	RHP	From	Akron
	124	J. Grube	RHP	To	DL
7/7	125	A. Moore	C	From	DL
7/8	126	C. Colabello	INF	To	Free Agent
	127	Merryweather	RHP	From	DL
7/9	128	G. Urshela	INF	To	Cleveland
7/11	129	D. Salazar	RHP	To	M. Valley
7/13	130	S. Armstrong	RHP	From	Cleveland
	131	T. Naquin	OF	To	Cleveland
	132	J. Smith	OF	From	Akron
7/16	133	P. Garner	RHP	To	Akron
	134	J. Grube	RHP	From	DL
	135	A. Jackson	OF	From	Cleveland
	136	D. Salazar	RHP	From	M. Valley
7/17	137	R. Merritt	LHP	To	Cleveland
	138	T. Banwart	RHP	From	DL
7/19	139	J. Lucas	C	To	DL
7/20	140	T. Naquin	OF	From	Cleveland
	141	T. Olson	LHP	To	Cleveland
	142	N. Holland	RHP	From	Akron
7/21	143	N. Holland	RHP	To	Akron
	144	R. Aviles	RHP	From	Akron
	145	D. Salazar	RHP	To	Cleveland
7/22	146	J. Lucas	C	From	DL
	147	J. Lucas	C	To	Free Agent
	148	A. Jackson	OF	To	Cleveland
7/25	149	R. Aviles	RHP	To	Akron
	150	R. Merritt	LHP	From	Cleveland
	151	S. Armstrong	RHP	To	Cleveland
7/26	152	T. Olson	LHP	From	Cleveland
	153	J. Smith	OF	To	DL
7/28	154	A. Almonte	OF	From	Cleveland
	155	J. Kipnis	INF	From	Cleveland
7/31	156	T. Olson	LHP	To	Cleveland
JULY - 43 moves					
8/1	157	J. Kipnis	INF	To	Akron
	158	D. Moreno	RHP	From	Tampa Bay
8/2	159	A. Plutko	RHP	To	Cleveland
	160	S. Armstrong	RHP	From	Cleveland
	161	J. Kipnis	INF	From	Akron
8/5	162	A. Almonte	OF	To	Cleveland
	163	J. Smith	OF	From	DL
	164	C. Frias	RHP	To	DL
	165	A. Plutko	RHP	From	Cleveland
8/6	166	J. Kipnis	INF	To	Cleveland
8/8	167	D. Robertson	OF	To	DL
	168	E. Gonzalez	INF	From	Cleveland
8/9	169	E. Gonzalez	INF	To	Cleveland
	170	C. Breslow	LHP	From	Free Agent

Date	#	Name	Pos	T/F	Team
8/10	171	D. Robertson	OF	From	DL
	172	D. Robertson	OF	To	Waivers
8/12	173	T. Banwart	RHP	To	DL
	174	J. Martin	RHP	From	DL
8/15	175	J. Wilson	INF	To	DL
	176	E. Gonzalez	INF	From	Cleveland
	177	L. Chisenhall	OF	From	Akron
8/16	178	J. Smith	OF	To	DL
	179	D. Robertson	OF	From	Waivers
	180	A. Miller	LHP	From	Cleveland
8/17	181	R. Merritt	LHP	To	Cleveland
8/18	182	A. Miller	LHP	To	Cleveland
8/21	183	R. Merritt	LHP	From	Cleveland
8/22	184	S. Armstrong	RHP	To	Cleveland
	185	J. Wilson	INF	From	DL
	186	Y. Diaz	INF	To	Cleveland
8/23	187	E. Gonzalez	INF	To	Cleveland
	188	M. Papi	OF	From	Akron
	189	J. Smith	OF	From	DL
8/25	190	R. Merritt	LHP	To	Cleveland
	191	T. Banwart	RHP	From	DL
8/26	192	D. Moreno	RHP	To	Waivers
	193	C. Breslow	LHP	To	Cleveland
	194	S. Armstrong	RHP	From	Cleveland
8/27	195	L. Chisenhall	OF	To	Akron
	196	R. Merritt	LHP	From	Cleveland
8/28	197	A. Almonte	OF	From	Cleveland
	198	L. Chisenhall	OF	From	Akron
	199	S. Armstrong	RHP	To	Cleveland
8/30	200	R. Merritt	LHP	To	Cleveland
	201	J. Smith	OF	To	TI List
	202	C. Frias	RHP	From	DL
	203	D. Moreno	RHP	From	Waivers
	204	T. Tully	LHP	From	Lynchburg
8/31	205	E. Kratz	C	To	New York
	206	K. Crockett	LHP	To	Cleveland
	207	S. Morimando	LHP	To	Cleveland
	208	A. Plutko	RHP	To	Cleveland
	209	E. Haase	C	From	Akron
	210	C. Hill	RHP	From	Akron
AUGUST - 54 moves					

9/1	211	A. Almonte	OF	To	Cleveland
	212	L. Chisenhall	OF	To	Cleveland
	213	D. Brown	RHP	From	Akron
	214	J. Smith	OF	From	TI List
	215	D. Robertson	OF	To	Free Agent
	216	T. Tully	LHP	To	Lynchburg
217	S. Armstrong	RHP	From	Cleveland	
	218	J. Medina	OF	From	Lynchburg

SEPTEMBER - 8 moves

2017 INJURY/REHAB REPORT

Date	#	Name	Pos	T/F	Team
					# of moves
					Movement Breakdown
			To	From	
Cleveland (ML)			46	36	
Akron (AA)			25	32	
Lynchburg (Adv. A)			2	3	
Lake County (A)			1	1	
Mahoning Valley (SS)			2	2	
AZL Indians (Rookie)			0	0	
Disabled List			25	21	
Temporarily Inactive			3	2	
Waivers			3	3	
Outside of Organization			5	6	

Rehab Summary			
Name	Pos	Date	Rehab
L. Chisenhall	OF	4/7-4/11	right shoulder
		8/15-8/26	right calf
		8/28-8/31	right calf
J. Kipnis	INF	4/15-4/20	right shoulder
		7/29-7/31	right hamstring
		8/4-8/5	right hamstring
A. Jackson	OF	5/19-5/25	left toe
		7/16-7/24	left quad
C. Kluber	RHP	5/25	lower back
A. Almonte	OF	6/8-7/4	right biceps
		8/28-8/31	left hamstring
B. Guyer	OF	6/16-6/25	left wrist
D. Salazar	RHP	7/6-7/10	right shoulder
		7/16-7/21	right shoulder
A. Miller	LHP	8/16-8/17	right knee

Disabled List Summary			
Name	Pos	Date	Injury
T. Cooney	LHP	4/6-9/4	left shoulder
P. Garner	RHP	4/6-5/25	right shoulder
W. Roberts	RHP	4/6-9/4	right shoulder
D. Robertson	OF	4/6-5/5	left hamstring
		8/8-8/9	left hamstring
E. Tejeda	RHP	4/6-9/4	right shoulder
C. Narveson	LHP	4/25-5/30	left shoulder
T. Naquin	OF	5/3-6/12	lower back
C. Frias	RHP	5/27-6/16	groin
		8/5-8/29	right elbow
D. Lough	OF	5/28-9/4	left hamstring
T. Banwart	RHP	5/29-7/16	right shoulder
		8/12-8/24	right finger
			right oblique
R. Rodriguez	INF	6/1-6/16	right oblique
T. Olson	LHP	6/4-6/16	left finger
J. Martin	RHP	6/13-8/11	right elbow
J. Lucas	C	6/13-6/22	left calf
		7/19-7/21	lower back
Y. Diaz	OF	6/14-6/25	right quad
A. Moore	C	6/23-7/6	right quad
Merryweather	RHP	6/26-7/7	lower back
J. Grube	RHP	7/6-7/15	right finger
J. Smith	OF	7/28-8/4	left wrist
		8/16-8/22	left calf
J. Wilson	INF	8/15-8/21	left calf

Big League Clippers

During the 2017 campaign, 70 former Clippers put on a Major League uniform for 22 different teams, with five doing so for the first time, including both Yandy Diaz and Bradley Zimmer with Cleveland. Former Clippers to debut with other Major League teams: Paolo Espino with Milwaukee (Clipper from 2010-13), Clint Frazier with New York-AL (2016) and Carlos Moncrief with San Francisco (2014-15).

Tyler Clippard, a Clipper in both the Yankee (2005) and National (2008) organization, suited up for three separate Major League teams, going from the Yankees to the White Sox before ultimately ending up with the World Champion Astros (Tony Sipp, 2009, also saw time during Houston's run to the World Series).

Robinson Cano (Seattle) carried the distinction of being the most ancient Clipper in the Majors, having debuted for Columbus on 6/28/04.



Paolo Espino was the winning pitcher in the series clinching game of the Governors' Cup in both 2010 and 2011 for Columbus

For your root for the home team side.

On and off the field, success comes from great teamwork. You can count on Nationwide's team to help you protect your many sides and support your community. We're proud to sponsor the Columbus Clippers because we know baseball is more than just a game — and we're more than just insurance.

For your many sides, there's Nationwide.

[insurance](#) | [investments](#) | [retirement](#)



Nationwide®



Official Sponsor of the Columbus Clippers



INTERNATIONAL LEAGUE

Ken Schnacke will become the seventh Clipper inducted into the IL Hall of Fame in the last eight years.



INTERNATIONAL LEAGUE

Information

President: Randy Mobley 55 South High Street, Suite 202
Dublin, OH 43017
Phone: (614) 791-9300
Fax: (614) 791-9009

League Administrator: Chris Sprague
Office Manager: Gretchen Addison ilbaseball.com
Corporate Secretary: Max Schumacher office@ilbaseball.com

COLUMBUS TO HOST TRIPLE-A SHOWCASE EVENTS: The 2018 season will mark a first for Triple-A Baseball as both premier games, the Triple-A All-Star Game and the Triple-A National Championship, will be played in the same ballpark. While Huntington Park will be hosting both events for the first time, it will mark the second time that the Triple-A All-Star Game has made its way to Columbus (1989, Cooper Stadium).

When the IL and PCL All-Stars face off on July 11th, the IL will be looking to avenge last season's 6-4 loss in Tacoma, the first defeat suffered by the IL since 2012 (IL has won 12 of 20 under the current format, including seven of the last nine). Columbus' Richie Shaffer took home the IL MVP Award for the game, becoming the first Clipper to be so honored since Andy Phillips in 2004 (walk-off homer at Pawtucket).

The PCL will send their Champion to Columbus on September 18th to take on the winner from the IL and they will do so facing a two game losing streak (all-time, the PCL leads the series 7-5). The Clippers are tied with Durham and Omaha for the most Championship Game appearances (3) and are looking to become the first team ever to play for the Championship in their home park.

TWO-HORSE RACE: Indianapolis will enter 2018 as the defending champion of the IL West, having ended a three season run by Columbus last year. The Clippers (4) and Indians (3) have combined to win each of the last seven IL West Titles, with both teams accounting for all eight of the division's postseason appearances in that time (Indy was the wild card in 2015). From 2005-10, only Toledo (3) and Louisville (3) wore the division crown, but both Columbus (1) and Indianapolis (1) were able to sneak into the playoffs as a wild card. Dating to that 2005 season, the IL West has hoisted the Governors' Cup five times (Toledo: 2005-06; Columbus: 2010-11, '15).



IL Playoffs

9/5-9/6: South at West, North at Wild Card
9/7-9/9 (as needed): West at South, Wild Card at North
Governors' Cup Championship
9/11-9/12: West/South at North/Wild Card
9/13-9/15 (as needed): North/Wild Card at West/South
Triple-A National Championship
9/18: IL Champ vs. PCL Champ (Columbus, OH)



INTERNATIONAL LEAGUE

IL
Hall of Fame

- International League Announces 2018 Hall of Fame Class- Hessman and Schnacke to be Enshrined

FOR IMMEDIATE RELEASE

FEBRUARY 13, 2018

The International League announced today that the circuit's all-time home run king Mike Hessman and Columbus President and General Manager Ken Schnacke, who is in his 42nd season with the Clippers, will be inducted into the League's Hall of Fame as members of the Class of 2018. The two men were elected to the IL Hall by a vote of living Hall of Famers, longtime executives, broadcasters, and members of the media.

The members of the Class of 2018 have been added to the International League Hall of Fame plaque display. Both inductees will be presented with "The Curtain Call" statue during individual enshrinement ceremonies yet to be scheduled. The IL Hall of Fame plaque display serves as a traveling testament to the storied legacy of the International League.

In twelve seasons between 2002 and 2015 as one of the IL's top sluggers, including seven with the Toledo Mud Hens, Mike Hessman crushed 288 home runs to become the League's all-time leader. While also suiting up for Richmond, Buffalo, and Louisville, it was during his time in Toledo that he captured an IL Most Valuable Player Award, two Governors' Cup titles, and made three appearances on the IL Postseason All-Star Team. In 2014 he surpassed IL Hall of Famer Olie Carnegie by hitting his League record 259th round tripper, and a year later he eclipsed IL Hall of Famer Buzz Arlett with a grand slam that gave him a Minor League Baseball record of 433 lifetime home runs. Also a top-level defensive player at third base and model teammate, Hessman has remained in the Tigers organization as a coach since his retirement following the 2015 season. In 2018 he will be the hitting coach for Detroit's Eastern League affiliate in Erie, Pennsylvania.

With over four decades of exemplary service to the Clippers, the International League, and the Minor League Baseball industry, Columbus President and General Manager Ken Schnacke has been elected as a member of the IL Hall of Fame Class of 2018. The current Chairman of the Minor League Baseball Board of Trustees and the National Association Licensing Committee oversees one of the game's model franchises. He joined the Clippers as an administrative assistant in 1977, and following roles as the club's Director of Operations and Assistant G.M., he was named General Manager in October of 1989. He added President to his title in 2001. The Clippers have led the League in attendance six times during Schnacke's run, collecting a pair of Triple-A Bob Freitas Awards for longstanding excellence of operations, three Larry MacPhail promotional trophies, and the prestigious John H. Johnson President's Award recognizing the complete baseball franchise. In addition Ken has claimed a pair of IL Executive of the Year Awards.

The IL Hall of Fame, established in 1947, was dormant from 1964 until the League's 125th Anniversary season in 2008. Following a three-year transition period (2008-10) in which a total of 50 individuals were inducted after having been selected by a committee, the Class of 2018 was

(continued on next page)



INTERNATIONAL LEAGUE IL Hall of Fame

The International League

Hall of Fame (as of 1/26/2016)

1947 Ollie Carnegie Charlie Keller Ernest Lanigan Frank McGowan Steve O'Neill Ben Sankey Frank Shaughnessy Billy Southworth* Fred Walker	1953 Estel Crabtree William Manley Fred Merkle 1954 Joe Boley Fred Hutchinson Bill Kelly 1955 Jack Berly Luke Hamlin Merwin Jacobson	1961 Pat Powers 1962 Joe Brown 1963 Dick Porter 2007 Harold Cooper George Sisler, Jr 2008 Tommie Aaron Dale Alexander Joe Altobelli Don Buford Gene Cook Russ Derry Luke Easter Ralph Garr Frank Gilhooley, Sr Robert Grove* Joe Hauser Frank Herrera Tommy Lasorda* Ben Mondor Joe Morgan George Puccinelli George Quelling Jim Rice Dave Rosenfield Hank Sauer Morrie Silver	2008 (cont.) Anthony Simone Bobby Tiefenauer Ollie Tucker Frank Verdi Hobart Whitman Archie Wilson 2009 Buzz Arlett Charles Barrett Walter Cazen Steve Demeter Clay Hopper Charles Kisinger Joe Knight Dutch Mele Stump Merrill Roberto Petagine Red Schoendienst* Bill Short Ed Stevens Harry Walker 2010 Walter Alston* Don Baylor Frank Carswell Bobby Grich Mike Ryba Bob Seeds Coaker Triplett	2011 Steve Balboni Wade Boggs* Cal Ripken, Jr.* 2012 Dave Eiland Bill Evers Mike Tamburro 2013 Mack Jones Larry Parrish Don Richmond 2014 Jeff Manto Dave Miley Jim Weber 2015 Marc Bombard Marshall Brant Don Labbruzzo 2016 Hensley Meulens Charlie Montoyo 2017 Lee Gardner Max Schumacher 2018 Mike Hessman Ken Schacke
--	--	---	---	---

*NBHoF Member

(continued from previous page)

the eighth chosen by the current annual election process. Each year the top three vote-getters who also receive a vote on the majority of ballots cast are elected. In the three most recent elections, only two candidates received the necessary votes, resulting in a reduced size Class in 2016, 2017, and 2018.

Complete statistical data and biographical information on all 122 members of the IL Hall of Fame, along with a copy of the International League Hall of Fame policies, procedures, and guidelines are available at ILBaseball.com.

-Chris Sprague



INTERNATIONAL LEAGUE

2017 Awards

Background: Huntington Park

Columbus, OH

Home of the 2018 Triple-A All-Star Game

2017 ALL-STARS

c Mitch Garver - ROC

.291/.387/.541, 17HR, 45RBI

1B Rhys Hoskins - LHV

.284/.385/.581, 29HR, 91RBI

2B Ozzie Albies - GWN

.285/.330/.440, 9HR, 41RBI, 21SB

3B Yandy Diaz - COL

.350/.454/.460, 5HR, 33RBI

ss Tyler Wade - SWB

.310/.382/.460, 7HR, 31RBI, 26SB

OF Bryce Brentz - PAW

.271/.334/.529, 31HR, 85RBI

OF Rusney Castillo - PAW

.314/.350/.507, 15HR, 43RBI

OF Zack Granite - ROC

.338/.392/.475, 5HR, 29RBI

DH Pedro Alvarez - NOR

.239/.294/.442, 26HR, 89RBI

UT Ronny Rodriguez - COL

.291/.324/.454, 17HR, 64RBI

SP Steven Brault - IND

10-5, 1.94ERA, 109K, 1.07WHIP

RP Pedro Beato - LHV

1-3, 33/35Sv, 2.75ERA, 42K, 1.10WHIP

INTERNATIONAL LEAGUE PLAYERS OF THE WEEK

Week	Batter	Pitcher
4/6-4/9	Willy Garcia, CHA	Jose Berrios, ROC
4/10-4/16	Lane Adams, GWN	Mike Clevinger, COL
4/17-4/23	Juan Perez, LOU	Lucas Sims, GWN
4/24-4/30	Dustin Fowler, SWB	Jose Berrios, ROC
5/1-5/7	Yoan Moncada, CHA	Brian Johnson, PAW
5/8-5/14	Dylan Cozens, LHV	Yonny Chirinos, DUR
5/15-5/21	Jason Rogers, IND	Steven Brault, IND
5/22-5/28	Nick Williams, LHV	Lucas Giolito, CHA
5/29-6/4	Jason Leblebician, BUF	Drew VerHagen, TOL
6/5-6/11	Richie Shaffer, COL	Nik Turley, ROC
6/12-6/18	Bryce Brentz, PAW	Shawn Morimando, COL
6/19-6/25	Casey Gillaspie, DUR	Ryan Yarbrough, DUR
6/26-7/2	Bryce Brentz, PAW	Shawn Morimando, COL
7/3-7/9	Mitch Garver, ROC	Yonny Chirinos, DUR
7/10-7/16	Joey Terdoslavich, IND	Andrew Albers, GWN
7/17-7/23	Jake Cave, SWB	Aaron Slegers, ROC
7/24-7/30	Billy McKinney, SWB	Tyler Glasnow, IND
7/31-8/6	Neftali Soto, SYR	Ryan Yarbrough, DUR
8/7-8/13	Rymer Liriano, CHA	Steven Brault, IND
8/14-8/20	Ronald Acuna, GWN	Alec Asher, NOR
8/21-8/27	Erich Weiss, IND	Artie Lewicki, TOL
8/28-9/4	Luis Sardinas, NOR	Manny Barreda, GWN



Most Valuable Pitcher

Steven Brault
Indianapolis



Most Valuable Player

Rhys Hoskins
Lehigh Valley



Rookie of the Year

Rhys Hoskins
Lehigh Valley



Manager of the Year

Al Pedrique
Scranton/WB

International
League

TRIPLE-A ALL-STAR GAME HISTORY



When the 31st edition of the Triple-A All-Star Game begins on July 11th, fans will likely see a handful of future Major League All-Stars dotting the Huntington Park diamond. Since its inception in 1988, 104 All-Star Game participants have gone on to play in MLB's Mid-Summer Classic, including former Clippers Derek Jeter, Jason Kipnis, Mike Lowell, Alfonso Soriano, Bob Wickman and Bernie Williams.

Additionally, four Hall of Famers have taken part in Triple-A Baseball's showcase event, including Pedro Martinez (Class of 2015), Mike Piazza (2016), Chipper Jones (2018) and Jim Thome (2018). Former Triple-A All-Stars, Todd Helton, Derek Jeter and Alfonso Soriano will find their names on the HOF ballot in the coming years, while Andrew McCutchen and Joey Votto, each recipients of NL MVP Awards, continue their careers in the Majors.

YEAR	RESULT	CITY	ATT.	HOME RUN DERBY CHAMP
1988	AL 2, NL 1	Buffalo, NY	19,500	Bob Geren, Columbus
1989	NL 8, AL 3	Columbus, OH	14,131	Rained Out
1990	NL 8, AL 5	Las Vegas, NV	10,323	Juan Gonzalez, Oklahoma City
1991	NL 6, AL 5	Louisville, KY	20,725	Gary Cooper, Tucson; Lee Stevens, Edmonton
1992	AL 2, NL 1	Richmond, VA	12,186	Not Scheduled
1993	NL 14, AL 3	Albuquerque, NM	10,541	Ryan Thompson, Norfolk
1994	NL 8, AL 5	Nashville, TN	11,601	Scott Coolbaugh, Louisville
1995	AL 9, NL 0	Moosic, PA	10,965	Ron Coomer, Albuquerque
1996	NL 2, AL 1	Salt Lake City, UT	15,500	Greg Pirkle, Tacoma
1997	AL 5, NL 3	Des Moines, IA	11,183	Todd Helton, Colorado Springs
1998	IL 8, PCL 4	Norfolk, VA	11,049	Willis Otanez, Rochester
1999	PCL 9, IL 5	New Orleans, LA	8,895	Scott Sheldon, Oklahoma
2000	PCL 8, IL 2	Rochester, NY	12,810	Luis Raven, Calgary
2001	PCL 9, IL 5	Indianapolis, IN	15,868	Chris Latham, Syracuse
2002	PCL 5, IL 0	Oklahoma City, OK	11,343	Brandon Larson, Louisville
2003	IL 13, PCL 9	Memphis, TN	15,214	Rob Stratton, Albuquerque
2004	IL 4, PCL 3 (10)	Pawtucket, RI	11,192	Bucky Jacobsen, Tacoma
2005	PCL 11, IL 5	Sacramento, CA	14,414	Mitch Jones, Columbus
2006	IL 6, PCL 0	Toledo, OH	11,300	Andy Marte, Buffalo
2007	IL 7, PCL 5	Albuquerque, NM	12,367	Rob Stratton, Retired Player
2008	PCL 6, IL 5	Louisville, KY	13,131	Jamie D'Antona, Tucson
2009	IL 6, PCL 5	Portland, OR	16,637	Chad Huffman, Portland
2010	IL 2, PCL 1	Allentown, PA	10,000	Dan Johnson, Durham
2011	IL 3, PCL 0	Salt Lake City, UT	12,439	Stefan Gartrell, Gwinnett
2012	PCL 3, IL 0	Buffalo, NY	18,025	Valentino Pascucci, Buffalo
2013	IL 4, PCL 3	Reno, NV	10,135	Matt Davidson, Reno
2014	IL 7, PCL 3	Durham, NC	10,274	Allan Dykstra, Las Vegas
2015	IL 4, PCL 3	Omaha, NE	9,023	Dariel Alvarez, Norfolk
2016	IL 4, PCL 2	Charlotte, NC	10,386	Chris Marrero, Pawtucket
2017	PCL 6, IL 4	Tacoma, WA	7,024	Bryce Brentz, Pawtucket

IL Record: 12-8 (.600)

NATIONAL CHAMPIONSHIP GAME HISTORY

For the 13th straight year, the Minor League Baseball schedule will conclude with a winner-take-all Championship Game among the best teams the International League and Pacific Coast League have to offer. Originally billed as the Bricktown Showdown, taking place at Oklahoma City's Bricktown Ballpark (2006-10), the Game will be played in Columbus for the first time ever on September 18th.



To date, no team has ever played for the National Championship in their home ballpark, though the participants of the 2016 game, El Paso and Scranton/WB, came close (El Paso hosted in 2015 and Scranton/WB hosted in 2017). An appearance by the Clippers in 2018 would be historic not only on that front, but would also give them the most appearances in NCG history (four; a third win would also be a new record).

YEAR	RESULT	CITY	ATT.
2006	Tucson 5, Toledo 2 MVP: OF- Scott Hairston, Tucson	Oklahoma City, OK	12,572
2007	Sacramento 7, Richmond 1 MVP: 3B- Lou Merloni, Sacramento	Oklahoma City, OK	11,124
2008	Sacramento 4, Scranton/WB 1 MVP: RP- Chris Gissell, Sacramento	Oklahoma City, OK	8,213
2009	Durham 5, Memphis 4 (11) MVP: SP- Jeremy Hellickson, Durham	Oklahoma City, OK	6,777
2010	Columbus 12, Tacoma 6 MVP: OF- Jerad Head, Columbus	Oklahoma City, OK	7,525
2011	Columbus 8, Omaha 3 MVP: SP- Joe Martinez, Columbus	Albuquerque, NM	9,569
2012	Reno 10, Pawtucket 3 MVP: OF- A.J. Pollock, Reno	Durham, NC	8,601
2013	Omaha 2, Durham 1 MVP: SP- Chris Dwyer, Omaha	Allentown, PA	9,602
2014	Omaha 4, Pawtucket 2 MVP: C- Brett Hayes, Omaha	Charlotte, NC	8,886
2015	Fresno 7, Columbus 0 MVP: SP- Chris Devenski, Fresno	El Paso, TX	9,332
2016	Scranton/WB 3, El Paso 1 MVP: 1B- Chris Parmalee, Scranton/WB	Memphis, TN	9,471
2017	Durham 5, Memphis 3 MVP: 2B- Kean Wong, Durham	Moosic, PA	9,383

IL Record: 5-7 (.417)



BUFFALO BISONS

One James D. Griffin Plaza
Buffalo, NY 14203
Phone: (716) 846-2000
Fax: (716) 852-6530
bisons.com




General Manager: Mike Buczkowski
PR/Media Contact: Brad Bisbing
Radio Broadcasters: Ben Wagner
Duke McGuire
Clippers Hotel: Hyatt Regency
(716) 855-4950

All-Time Record (2017)

76-100 (1-5)
At Buffalo
34-55 (0-3)
At Home
42-45 (1-2)

Schedule	Home
	6/8-6/10
	Away
	5/29-5/31

Coca-Cola Field



Opened: 1988
Surface: Grass
Capacity: 17,600
Dimensions: LF-325, CF-404, RF-325



Bobby Meacham

2018 Field Staff

Manager: Bobby Meacham (2nd year, 65-76)
Pitching Coach: Bob Stanley (3rd year)
Hitting Coach: Devon White (2nd year)
Coach: Corey Hart (1st year)
Trainer: Bob Tarpey (1st year)

Toronto Blue Jays Affiliates

Double-A: New Hampshire Fisher Cats (2003)
Advanced-A: Dunedin Blue Jays (1987)
Single-A: Lansing Lugnuts (2005)
Short Season: Vancouver Canadians (2011)
Rookie: Bluefield Blue Jays (2011)

TOP 30 PROSPECTS BY BASEBALL AMERICA

- | | |
|-----------------------------|----------------------------|
| 1. 3B Vladimir Guerrero Jr. | 16. RHP Conner Greene |
| 2. SS Bo Bichette | 17. SS Miguel Hiraldo |
| 3. OF Anthony Alford | 18. SS Leandro Jimenez |
| 4. RHP Nate Pearson | 19. RHP Carlos Ramirez |
| 5. MI Lourdes Gurriel | 20. C Riley Adams |
| 6. RHP Eric Pardo | 21. 1B Rowdy Tellez |
| 7. C Danny Jensen | 22. OF Harold Ramirez |
| 8. SS Logan Warmoth | 23. C Max Pentecost |
| 9. SS Richard Urena | 24. OF McGregory Contreras |
| 10. LHP Ryan Borucki | 25. SS Kevin Vicuna |
| 11. RHP Sean Reid-Foley | 26. SS Kevin Smith |
| 12. RHP T.J. Zeuch | 27. RHP Jordan Romano |
| 13. RHP Ryan Noda | 28. C Hagen Danner |
| 14. OF Edward Olivares | 29. RHP Jon Harris |
| 15. C Reese McGuire | 30. RHP Yennsy Diaz |

BEST TOOLS BY BASEBALL AMERICA

- | | |
|------------------------|-------------------|
| Hitter for Average | Vladimir Guerrero |
| Power Hitter | Vladimir Guerrero |
| Strike Zone Discipline | Vladimir Guerrero |
| Fastest Baserunner | Roemon Fields |
| Athlete | Anthony Alford |
| Fastball | Nate Pearson |
| Curveball | Eric Pardo |
| Slider | Nate Pearson |
| Changeup | Ryan Borucki |
| Control | Ryan Borucki |
| Defensive Catcher | Reese McGuire |
| Defensive Infielder | Kevin Smith |
| Infield Arm | Richard Urena |
| Defensive Outfielder | Anthony Alford |
| Outfield Arm | Reggie Pruitt |


CHARLOTTE KNIGHTS

2280 Deerfield Drive
Fort Mill, SC 29715
Phone: (704) 357-8071
Fax: (704) 329-2155
charlotteknights.com



General Manager: Rob Egan
PR/Media Contact: Tommy Viola
Radio Broadcasters: Matt Swierad
Mike Pacheco
Clippers Hotel: Doubletree Charlotte
(704) 227-2810

BB&T Ballpark



Opened: 2014
Surface: Grass
Capacity: 10,002
Dimensions: LF-325, CF-400, RF-315

All-Time Record (2017)
156-136 (4-7)
At Charlotte
70-77 (3-5)
At Home
86-59 (1-2)

Schedule	Home
	5/3-5/6, 5/18-5/20
	Away
	6/19-6/21



Mark Grudzielanek

2018 Field Staff

Manager: Mark Grudzielanek (2nd year, 61-81)
Pitching Coach: Steve McCatty (2nd year)
Hitting Coach: Andy Tomberlin (6th year)
Coach: Gary Ingram (2nd year)
Trainer: James Kruk (1st year)

Chicago White Sox Affiliates

Double-A: Birmingham Barons (1986)
Advanced-A: Winston-Salem Dash (1997)
Single-A: Kannapolis Intimidators (2001)
Rookie: Great Falls Voyagers (2003)

International
League

TOP 30 PROSPECTS BY BASEBALL AMERICA

- | | |
|------------------------|-------------------------|
| 1. OF Eloy Jimenez | 16. RHP Jordan Stephens |
| 2. RHP Michael Kopech | 17. OF Micker Adolfo |
| 3. RHP Alec Hansen | 18. OF Luis Alex Basabe |
| 4. OF Luis Robert | 19. RHP Lincoln Henzman |
| 5. RHP Dane Dunning | 20. RHP Thyago Viera |
| 6. C Zack Collins | 21. OF Alex Call |
| 7. 3B Jake Burger | 22. LHP Ian Clarkin |
| 8. OF Blake Rutherford | 23. RHP Ian Hamilton |
| 9. 1B Gavin Sheets | 24. RHP Tyler Johnson |
| 10. RHP Dylan Cease | 25. LHP Jordan Guerrero |
| 11. RHP Zack Burdi | 26. LHP Bernardo Flores |
| 12. RHP Spencer Adams | 27. OF Tito Polo |
| 13. RHP Carson Fulmer | 28. SS Lenyn Sosa |
| 14. OF Luis Gonzalez | 29. C Seby Zavala |
| 15. RHP A.J. Puckett | 30. RHP Connor Walsh |

BEST TOOLS BY BASEBALL AMERICA

- | | |
|------------------------|------------------|
| Hitter for Average | Eloy Jimenez |
| Power Hitter | Eloy Jimenez |
| Strike Zone Discipline | Zack Collins |
| Fastest Baserunner | Logan Taylor |
| Athlete | Luis Robert |
| Fastball | Michael Kopech |
| Curveball | Alec Hansen |
| Slider | Zack Burdi |
| Changeup | A.J. Puckett |
| Control | Dane Dunning |
| Defensive Catcher | Nate Nolan |
| Defensive Infielder | Yeyson Yirazarri |
| Infield Arm | Zach Remillard |
| Defensive Outfielder | Luis Alex Basabe |
| Outfield Arm | Micker Adolfo |

DURHAM BULLS

409 Blackwell Street
Durham, NC 27701
Phone: (919) 687-6500
Fax: (919) 687-6560
durhambulls.com



General Manager: Mike Birling
PR/Media Contact: Matt Sutor
Radio Broadcasters: Patrick Kinas
Scott Pose
Clippers Hotel: Durham Hilton
(919) 564-2912

Durham Bulls Athletic Park



Opened: 1995
Surface: Grass
Capacity: 10,000
Dimensions: LF-305, CF-400, RF-327

All-Time Record (2017)

94-104 (5-2)
At Durham
46-53 (3-1)
At Home
48-51 (2-1)

Schedule	Home
	4/12-4/15
2018	Away
	8/7-8/9



Jared Sandberg

2018 Field Staff

Manager: Jared Sandberg (4th year, 224-206)
Pitching Coach: Richard Knapp (1st year)
Coach: Dan DeMent (1st year)
Coach: Ben Johnson (1st year)
Trainer: Scott Thurston (1st year)

Tampa Bay Rays Affiliates

Double-A: Montgomery Biscuits (2004)
Advanced-A: Charlotte Stone Crabs (2009)
Single-A: Bowling Green Hot Rods (2009)
Short Season: Hudson Valley Renegades (1996)
Rookie: Princeton Rays (1997)

TOP 30 PROSPECTS BY BASEBALL AMERICA

- | | |
|-------------------------|-------------------------|
| 1. RHP Brent Honeywell | 16. 2B Brandon Lowe |
| 2. SS Willy Adames | 17. 1B Joe McCarthy |
| 3. LHP Brendan McKay | 18. OF Ryan Boldt |
| 4. 1B Jake Bauers | 19. RHP Drew Strotman |
| 5. OF Jesus Sanchez | 20. 2B Vidal Brujan |
| 6. SS Wander Franco | 21. C Nick Ciuffo |
| 7. SS Lucius Fox | 22. SS Jake Cronenworth |
| 8. OF Justin Williams | 23. RHP Yonny Chirinos |
| 9. OF Garrett Whitley | 24. RHP Resly Linares |
| 10. RHP Austin Franklin | 25. RHP Jose De Leon |
| 11. OF Josh Lowe | 26. LHP Ryan Yarbrough |
| 12. C Ronaldo Hernandez | 27. RHP Chih-Wei Hu |
| 13. RHP Michael Mercado | 28. RHP Jamie Schultz |
| 14. LHP Genesis Cabrera | 29. RHP Diego Castillo |
| 15. RHP Tobias Myers | 30. RHP Ian Gibaut |

BEST TOOLS BY BASEBALL AMERICA

- | | |
|------------------------|-----------------|
| Hitter for Average | Jesus Sanchez |
| Power Hitter | Brendan McKay |
| Strike Zone Discipline | Joe McCarthy |
| Fastest Baserunner | Lucius Fox |
| Athlete | Josh Lowe |
| Fastball | Ryne Stanek |
| Curveball | Austin Franklin |
| Slider | Jaime Schultz |
| Changeup | Chih-Wei Hu |
| Control | Drew Strotman |
| Defensive Catcher | Nick Ciuffo |
| Defensive Infielder | Willy Adames |
| Infield Arm | Willy Adames |
| Defensive Outfielder | Jake Fraley |
| Outfield Arm | Josh Lowe |

GWINNETT STRIPERS

One Braves Avenue
Lawrenceville, GA 30043
Phone: (678) 277-0300
Fax: (678) 277-0338
gwinnettbraves.com



General Manager: North Johnson
PR/Media Contact: Dave Lezotte
Radio Broadcasters: Tony Schiavone

Clippers Hotel: Courtyard Buford Mall
(678) 745-3380

Coolray Field



Opened: 2009
Surface: Grass
Capacity: 10,427
Dimensions: LF-335, CF-400, RF-335

All-Time Record (2017)

44-26 (5-1)

At Gwinnett

23-10 (2-1)

At Home

21-16 (3-0)

S c h e d u l e	Home
	5/15-5/17
A w a y	Away
	5/25-5/28, 6/22-6/24



Damon Berryhill

Manager: Damon Berryhill (2nd year, 71-71)
Pitching Coach: Reid Cornelius (2nd year)
Hitting Coach: John Moses (4th year)
Coach: Jose Mota (1st year)
Trainer: Nick Jensen (1st year)

2018 Field Staff

Atlanta Braves Affiliates

Double-A: Mississippi Braves (1984)
Advanced-A: Florida Fire Frogs (2017)
Single-A: Rome Braves (2003)
Rookie: Danville Braves (1993)

TOP 30 PROSPECTS BY BASEBALL AMERICA

- | | |
|-------------------------|----------------------------|
| 1. OF Ronald Acuna | 16. RHP Patrick Weigel |
| 2. LHP Luiz Gohara | 17. OF Drew Waters |
| 3. RHP Mike Soroka | 18. C William Contreras |
| 4. RHP Kyle Wright | 19. LHP Ricardo Sanchez |
| 5. RHP Ian Anderson | 20. LHP Kyle Muller |
| 6. 3B Austin Riley | 21. OF Israel Wilson |
| 7. LHP Kolby Allard | 22. OF Dustin Peterson |
| 8. LHP Max Fried | 23. RHP Freddy Tarnok |
| 9. OF Cristian Pache | 24. 3B J.C. Encarnacion |
| 10. C Alex Jackson | 25. RHP Huascar Ynoa |
| 11. LHP Joey Wentz | 26. OF Jeffrey Ramos |
| 12. RHP Bryce Wilson | 27. RHP Jasseel de la Cruz |
| 13. LHP Tucker Davidson | 28. C Drew Lugbauer |
| 14. RHP Touki Toussaint | 29. LHP Phil Preifer |
| 15. LHP A.J. Minter | 30. RHP Josh Graham |

BEST TOOLS BY BASEBALL AMERICA

- | | |
|------------------------|---------------------|
| Hitter for Average | Ronald Acuna |
| Power Hitter | Ronald Acuna |
| Strike Zone Discipline | Brett Cumberland |
| Fastest Baserunner | Cristian Pache |
| Athlete | Cristian Pache |
| Fastball | Luiz Gohara |
| Curveball | Max Fried |
| Slider | A.J. Minter |
| Changeup | Kolby Allard |
| Control | Mike Soroka |
| Defensive Catcher | Lucas Herbert |
| Defensive Infielder | Austin Riley |
| Infield Arm | Austin Riley |
| Defensive Outfielder | Cristian Pache |
| Outfield Arm | Ray-Patrick Diddier |

INDIANAPOLIS INDIANS

501 West Maryland Street
Indianapolis, IN 46225
Phone: (317) 269-3542
Fax: (317) 269-3541
indyindians.com



General Manager: Randy Lewandowski
PR/Media Contact: Charlie Henry
Radio Broadcasters: Howard Kellman
Andrew Kappes
Clippers Hotel: Holiday Inn Downtown
(317) 631-9000

Victory Field



Opened: 1996
Surface: Grass
Capacity: 14,500
Dimensions: LF-320, CF-402, RF-320

All-Time Record (2017)
205-191 (12-10)
At Indianapolis
92-99 (6-3)
At Home
113-92 (6-7)

S c h e d u l e	Home	
	4/27-4/29, 6/15-6/17,	
	6/28-7/1, 7/30-8/1	
	Away	
4/6-4/8, 5/11-5/13,		
7/6-7/8, 8/21-8/23		



Brian Esposito

2018 Field Staff

Manager: Brian Esposito (1st year, 0-0)
Pitching Coach: Stan Kyles (4th year)
Hitting Coach: Ryan Long (1st year)
Coach: Greg Picart (1st year)
Trainer: Dru Scott (2nd year)

Pittsburgh Pirates Affiliates

Double-A: Altoona Curve (1999)
Advanced-A: Bradenton Marauders (2010)
Single-A: West Virginia Power (2009)
Short Season: West Virginia Black Bears (2015)
Rookie: Bristol Pirates (2014)

TOP 30 PROSPECTS BY BASEBALL AMERICA

- | | |
|-------------------------|-----------------------------|
| 1. RHP Mitch Keller | 16. MI Max Moroff |
| 2. OF Austin Meadows | 17. RHP Dovydas Neverauskas |
| 3. RHP Shane Baz | 18. 1B Mason Martin |
| 4. 3B Ke'Bryan Hayes | 19. LHP Brandon Waddell |
| 5. SS Kevin Newman | 20. LHP Braeden Ogle |
| 6. SS Cole Tucker | 21. RHP Clay Holmes |
| 7. RHP Luis Escobar | 22. SS Oneil Cruz |
| 8. RHP Nick Kingham | 23. RHP Edgar Santana |
| 9. LHP Taylor Hearn | 24. 1B Will Craig |
| 10. OF LoLo Sanchez | 25. RHP Nick Burdi |
| 11. RHP Steven Jennings | 26. RHP Yeudy Garvia |
| 12. 2B Kevin Kramer | 27. RHP Gage Hinsz |
| 13. OF Jordan Luplow | 28. SS Stephen Alemasis |
| 14. OF Calvin Mitchell | 29. RHP Tyler Eppler |
| 15. OF Connor Useton | 30. RHP Dario Agrazal |

BEST TOOLS BY BASEBALL AMERICA

- | | |
|------------------------|-----------------|
| Hitter for Average | Kevin Newman |
| Power Hitter | Jordan Luplow |
| Strike Zone Discipline | Austin Meadows |
| Fastest Baserunner | Cole Tucker |
| Athlete | Austin Meadows |
| Fastball | Mitch Keller |
| Curveball | Mitch Keller |
| Slider | Edgar Santana |
| Changeup | Brandon Waddell |
| Control | Mitch Keller |
| Defensive Catcher | Christian Kelly |
| Defensive Infielder | Ke'Bryan Hayes |
| Infield Arm | Oneil Cruz |
| Defensive Outfielder | Casey Hughston |
| Outfield Arm | Jordan Luplow |

LEHIGH VALLEY IRONPIGS



1050 IronPigs Way
Allentown, PA 18109
Phone: (610) 841-7447
Fax: (610) 841-1509
ironpigsbaseball.com

General Manager: Kurt Landes
PR/Media Contact: Matt Provence
Radio Broadcasters: Matt Provence
Pat McCarthy
Clippers Hotel: Staybridge Suites
(610) 443-5000

Coca-Cola Park



Opened: 2008
Surface: Grass
Capacity: 10,000
Dimensions: LF-336, CF-400, RF-325

All-Time Record (2017)

49-26 (2-4)


At Lehigh Valley

23-14 (1-2)

At Home

26-12 (1-2)

S c h e d u l e	Home
	7/16-7/18
	Away
	7/27-7/29



Gary Jones

2018 Field Staff

Manager: Gary Jones (1st year, 0-0)
Pitching Coach: Dave Lundquist (3rd year)
Hitting Coach: Sal Rende (8th year)
Coach: Wes Helms (1st year)
Trainer: John May (4th year)

Philadelphia Phillies Affiliates

Double-A: Reading Fightin Phils (1967)
Advanced-A: Clearwater Threshers (1985)
Single-A: Lakewood Blue Claws (2001)
Short Season: Williamsport Crosscutters (2007)

TOP 30 PROSPECTS BY BASEBALL AMERICA

- | | |
|------------------------------|---------------------------|
| 1. SS J.P. Crawford | 16. RHP Francisco Morales |
| 2. RHP Sixto Sanchez | 17. SS Luis Garcia |
| 3. 2B Scott Kingery | 18. RHP Spencer Howard |
| 4. RHP Adonis Medina | 19. RHP Victor Arano |
| 5. OF Adam Haseley | 20. SS Arquimedes Gamboa |
| 6. LHP Jojo Romero | 21. 2B Daniel Brito |
| 7. OF Jhailyn Ortiz | 22. LHP Kyle Young |
| 8. C Jorge Alfaro | 23. OF Cornelius Randolph |
| 9. OF Mickey Moniak | 24. RHP Jose Tavares |
| 10. RHP Franklin Kilome | 25. 2B Eliezer Alvarez |
| 11. LHP Ranger Suarez | 26. RHP J.D. Hammer |
| 12. RHP Seranthony Dominguez | 27. RHP Tom Eshelman |
| 13. OF Roman Quinn | 28. RHP Edgar Garcia |
| 14. OF Simon Muzziotti | 29. RHP Jacob Waguespack |
| 15. SS Jonathan Guzman | 30. RHP Mauricio Llovera |

BEST TOOLS BY BASEBALL AMERICA

- | | |
|------------------------|-----------------|
| Hitter for Average | Scott Kingery |
| Power Hitter | Dylan Cozens |
| Strike Zone Discipline | J.P. Crawford |
| Fastest Baserunner | Roman Quinn |
| Athlete | Roman Quinn |
| Fastball | Sixto Sanchez |
| Curveball | Franklyn Kilome |
| Slider | Edgar Garcia |
| Changeup | Jose Tavares |
| Control | Tom Eshelman |
| Defensive Catcher | Edgar Cabral |
| Defensive Infielder | J.P. Crawford |
| Infield Arm | J.P. Crawford |
| Defensive Outfielder | Roman Quinn |
| Outfield Arm | Jose Pujols |

International
League

LOUISVILLE BATS

401 East Main Street
Louisville, KY 40202
Phone: (502) 212-2287
Fax: (502) 515-2255
batsbaseball.com



President/CEO: Gary Ulmer
PR/Media Contact: Alex Mayer
Radio Broadcasters: Nick Curran

Clippers Hotel: Springhill Suites
(502) 569-7373

All-Time Record (2017)

201-196 (12-13)
At Louisville
89-111 (7-6)
At Home
112-85 (5-7)

S c h e d u l e	Home
	6/25-6/27, 8/2-8/5, 8/28-8/30
	Away
	4/9-4/11, 4/30-5/2, 6/11-6/14, 7/12-7/15

Louisville Slugger Field



Opened: 2000
Surface: Grass
Capacity: 13,131
Dimensions: LF-325, CF-400, RF-340



Pat Kelly

2018 Field Staff

Manager: Pat Kelly (1st year, 0-0)
Pitching Coach: Jeff Fassero (2nd year)
Hitting Coach: Leon Durham (1st year)
Coach: Dick Schofield (1st year)
Trainer: Steve Gober (3rd year)

Cincinnati Reds Affiliates

Double-A: Pensacola Blue Wahoos (2012)
Advanced-A: Daytona Tortugas (2015)
Single-A: Dayton Dragons (2000)
Short Season: Greeneville Reds (2018)
Rookie: Billings Mustangs (1974)

TOP 30 PROSPECTS BY BASEBALL AMERICA

- | | |
|---------------------------|--------------------------|
| 1. 3B Nick Senzel | 16. OF Stuart Fairchild |
| 2. RHP Hunter Greene | 17. OF T.J. Friedl |
| 3. OF Taylor Trammell | 18. RHP Jimmy Herget |
| 4. RHP Tyler Mahle | 19. OF Phillip Ervin |
| 5. OF Jesse Winker | 20. RHP Tanner Rainey |
| 6. RHP Tony Santillan | 21. 1B Gavin LaValley |
| 7. OF Jose Siri | 22. RHP Keury Mella |
| 8. 2B Shed Long | 23. 1B Nick Longhi |
| 9. RHP Vladimir Gutierrez | 24. RHP Jackson Stephens |
| 10. C Tyler Stephenson | 25. RHP Jose Lopez |
| 11. SS Jeter Downs | 26. OF Miles Gordon |
| 12. SS Jose Israel Garcia | 27. 2B Alex Blandino |
| 13. SS Alfredo Rodriguez | 28. LHP Packy Naughton |
| 14. OF Aristides Aquino | 29. LHP Scott Moss |
| 15. LHP Jacob Heatherly | 30. RHP Nick Hanson |

BEST TOOLS BY BASEBALL AMERICA

- | | |
|------------------------|-------------------|
| Hitter for Average | Nick Senzel |
| Power Hitter | Jose Siri |
| Strike Zone Discipline | Jesse Winker |
| Fastest Baserunner | Jose Siri |
| Athlete | Jose Siri |
| Fastball | Hunter Greene |
| Curveball | Ariel Hernandez |
| Slider | Jimmy Herget |
| Changeup | Tony Santillan |
| Control | Tyler Mahle |
| Defensive Catcher | Chris Okey |
| Defensive Infielder | Alfredo Rodriguez |
| Infield Arm | Nick Senzel |
| Defensive Outfielder | Stuart Fairchild |
| Outfield Arm | Jose Siri |

NORFOLK TIDES

150 Park Avenue
Norfolk, VA 23510
Phone: (757) 622-2222
Fax: (757) 624-9090
norfolktides.com



General Manager: Joe Gregory
PR/Media Contact: Ian Locke
Radio Broadcasters: Pete Michaud
Jeff McCarragher
Clippers Hotel: Sheraton Waterside
(757) 314-1157

Harbor Park



Opened: 1993
Surface: Grass
Capacity: 12,067
Dimensions: LF-333, CF-400, RF-318

All-Time Record (2017)

297-294 (6-4)

At Norfolk

132-160 (1-2)

At Home

165-134 (5-2)

S c h e d u l e	Home
	6/5-6/7
	Away
	8/10-8/12



Ron Johnson

2018 Field Staff

Manager: Ron Johnson (7th year, 422-440)
Pitching Coach: Mike Griffin (10th year)
Hitting Coach: Butch Davis (1st year)
Coach: Jose Hernandez (6th year)
Trainer: Chris Poole (1st year)

Baltimore Orioles Affiliates

Double-A: Bowie Baysox (1993)
Advanced-A: Frederick Keys (1989)
Single-A: Delmarva Shorebirds (1997)
Short Season: Aberdeen IronBirds (2002)

TOP 30 PROSPECTS BY BASEBALL AMERICA

- | | |
|-------------------------|--------------------------|
| 1. OF Austin Hays | 16. OF D.J. Stewart |
| 2. 3B Ryan Mountcastle | 17. LHP Zac Lowther |
| 3. C Chance Sisco | 18. SS Adam Hall |
| 4. RHP Hunter Harvey | 19. RHP Jesus Liranzo |
| 5. LHP D.L. Hall | 20. RHP Brennan Hanifree |
| 6. LHP Tanner Scott | 21. LHP Cameron Bishop |
| 7. RHP Cody Sedlock | 22. RHP Ofelky Peralta |
| 8. OF Anthony Santander | 23. RHP Jimmy Yacabonis |
| 9. OF Cedric Mullins | 24. RHP Matthias Dietz |
| 10. LHP Chris Lee | 25. OF Lamar Sparks |
| 11. LHP Keegan Akin | 26. RHP Yefry Ramirez |
| 12. 3B Jomar Reyes | 27. OF Ademar Rifaela |
| 13. LHP Alex Wells | 28. RHP Gary Fenter |
| 14. RHP Michael Baumann | 29. C Austin Wynns |
| 15. RHP David Hess | 30. 2B Steve Wilkerson |

BEST TOOLS BY BASEBALL AMERICA

- | | |
|------------------------|----------------|
| Hitter for Average | Austin Hays |
| Power Hitter | Austin Hays |
| Strike Zone Discipline | Chance Sisco |
| Fastest Baserunner | Cedric Mullins |
| Athlete | Cedric Mullins |
| Fastball | Tanner Scott |
| Curveball | Hunter Harvey |
| Slider | Tanner Scott |
| Changeup | Yefry Ramirez |
| Control | Alex Wells |
| Defensive Catcher | Austin Wynns |
| Defensive Infielder | Erick Salcedo |
| Infield Arm | Jomar Reyes |
| Defensive Outfielder | Cedric Mullins |
| Outfield Arm | Austin Hays |

International
League

PAWTUCKET RED SOX



One Ben Mondor Way
Pawtucket, RI 02860
Phone: (401) 724-7300
Fax: (401) 724-2140
pawsox.com

VP, General Manager: Dan Rea
PR/Media Contact: Bill Wanless
Radio Broadcasters: Josh Maurer
Will Flemming
Clippers Hotel: Hampton Inn
(401) 365-1702

McCoy Stadium



Opened: 1946
Surface: Grass
Capacity: 10,031
Dimensions: LF-325, CF-400, RF-325

All-Time Record (2017)

285-230 (4-3)

At Pawtucket

139-120 (2-2)

At Home

146-110 (2-1)

S
c
h
e
d
u
l
e

Home

4/16-4/18

Away

7/24-7/26



Kevin Boles

2018 Field Staff

Manager: Kevin Boles (5th year, 279-293)
Pitching Coach: Kevin Walker (1st year)
Hitting Coach: Rich Gedman (4th year)
Coach: Bruce Crabbe (5th year)
Trainer: Eric Velazquez (2nd year)

Boston Red Sox Affiliates

Double-A: Portland Sea Dogs (2003)
Advanced-A: Salem Red Sox (2010)
Single-A: Greenville Drive (2005)
Short Season: Lowell Spinners (1996)

TOP 30 PROSPECTS BY BASEBALL AMERICA

- | | |
|----------------------------|--------------------------|
| 1. LHP Jay Groome | 16. 3B Bobby Dalbec |
| 2. 3B Michael Chavis | 17. SS Antoni Flores |
| 3. RHP Tanner Houck | 18. 2B Brett Netzer |
| 4. RHP Bryan Mata | 19. RHP Austin Maddox |
| 5. OF Cole Brannen | 20. RHP Hector Velazquez |
| 6. LHP Darwinson Hernandez | 21. MI Tzu-Wei Lin |
| 7. 1B Sam Travis | 22. RHP Travis Lakins |
| 8. RHP Mike Shawaryn | 23. LHP Brian Johnson |
| 9. RHP Alex Scherff | 24. RHP Joan Martinez |
| 10. 2B Marco Hernandez | 25. MI Chad de la Guerra |
| 11. LHP Jalen Beeks | 26. SS C.J. Chatham |
| 12. 1B Josh Ockimey | 27. LHP Williams Jerez |
| 13. RHP Jake Thompson | 28. OF Tyler Eplin |
| 14. 3B Danny Diaz | 29. RHP Roniel Raudes |
| 15. C Roldani Baldwin | 30. 2B Kervin Suarez |

BEST TOOLS BY BASEBALL AMERICA

- | | |
|------------------------|----------------|
| Hitter for Average | Sam Travis |
| Power Hitter | Michael Chavis |
| Strike Zone Discipline | Josh Ockimey |
| Fastest Baserunner | Cole Brannen |
| Athlete | Kervin Suarez |
| Fastball | D. Hernandez |
| Curveball | Jay Groome |
| Slider | Tanner Houck |
| Changeup | Ty Buttrey |
| Control | Bryan Mata |
| Defensive Catcher | Austin Rei |
| Defensive Infielder | Antoni Flores |
| Infield Arm | Bobby Dalbec |
| Defensive Outfielder | Tate Matheny |
| Outfield Arm | Yoan Aybar |

ROCHESTER RED WINGS



One Morrie Silver Way
Rochester, NY 14608
Phone: (585) 454-1001
Fax: (585) 454-1056
redwingsbaseball.com

General Manager: Dan Mason
PR/Media Contact: Nate Rowan
Radio Broadcasters: Josh Whetzel

Clippers Hotel: Holiday Inn Downtown
(585) 546-3450

All-Time Record (2017)

279-242 (2-4)

At Rochester

132-127 (1-2)

At Home

147-115 (1-2)

S c h e d u l e	Home
	8/13-8/15
	Away
	4/20-4/22

Frontier Field

Opened: 1997
Surface: Grass
Capacity: 10,840
Dimensions: LF-335, CF-402, RF-325



Joel Skinner

2018 Field Staff

Manager: Joel Skinner (1st year, 0-0)
Pitching Coach: Stu Cliburn (3rd year)
Hitting Coach: Chad Allen (3rd year)
Coach: Mike McCarthy (1st year)
Trainer: Chris Johnson (1st year)

Minnesota Twins Affiliates

Double-A: Chattanooga Lookouts (2015)
Advanced-A: Fort Myers Miracle (1992)
Single-A: Cedar Rapids Kernels (2013)
Rookie: Elizabethton Twins (1974)

TOP 30 PROSPECTS BY BASEBALL AMERICA

- | | |
|--------------------------|---------------------------|
| 1. SS Royce Lewis | 16. LHP Lewis Thorpe |
| 2. SS Wander Javier | 17. OF LaMonte Wade |
| 3. OF Alex Kirilloff | 18. RHP Zack Littell |
| 4. LHP Stephen Gonsalves | 19. OF Aaron Whitefield |
| 5. RHP Brusdar Graterol | 20. LHP Tyler Watson |
| 6. RHP Fernando Romero | 21. RHP John Curtiss |
| 7. OF Brent Rooker | 22. OF Jacob Pearson |
| 8. SS Nick Gordon | 23. C Mitch Garver |
| 9. RHP Blayne Enlow | 24. 2B Jose Miranda |
| 10. LHP Tyler Jay | 25. 3B Andrew Bechtold |
| 11. OF Akil Baddoo | 26. 1B Lewin Diaz |
| 12. RHP Felix Jorge | 27. OF Zack Granite |
| 13. RHP Landon Leach | 28. C David Banuelos |
| 14. 2B Yunior Severino | 29. 2B Travis Blankenhorn |
| 15. 2B Luis Arraez | 30. RHP Kohl Stewart |

BEST TOOLS BY BASEBALL AMERICA

- | | |
|------------------------|-------------------|
| Hitter for Average | Luis Arraez |
| Power Hitter | Brent Rooker |
| Strike Zone Discipline | LaMonte Wade |
| Fastest Baserunner | Tanner English |
| Athlete | Royce Lewis |
| Fastball | Brusdar Graterol |
| Curveball | Blayne Enlow |
| Slider | Tyler Jay |
| Changeup | Stephen Gonsalves |
| Control | Felix Jorge |
| Defensive Catcher | Ben Rortvedt |
| Defensive Infielder | Royce Lewis |
| Infield Arm | Andrew Bechtold |
| Defensive Outfielder | Aaron Whitefield |
| Outfield Arm | Tanner English |

International
League

SCRANTON/WB RAILRIDERS



235 Montage Mountain Rd
Moosic, PA 18507
Phone: (570) 969-2255
Fax: (570) 963-6564
swbrailriders.com

President: Josh Olerud
PR/Media Contact: Adam Marco
Radio Broadcasters: Adam Marco
Adam Giardino
Clippers Hotel: Hilton Scranton
(570) 558-7330

All-Time Record (2017)
158-124 (3-3)
At Scranton/WB
85-57 (2-1)
At Home
73-67 (1-2)

S c h e d u l e	Home
	7/19-7/22
	Away
	4/23-4/25

PNC Field

Opened: 1989
Surface: Grass
Capacity: 10,310
Dimensions: LF-330, CF-408, RF-330



Bobby Mitchell

2018 Field Staff

Manager: Bobby Mitchell (1st year, 0-0)
Pitching Coach: Tommy Phelps (3rd year)
Hitting Coach: Travis Chapman (1st year)
Coach: Doug Davis (2nd year)
Trainer: Darren London (12th year)

New York Yankees Affiliates

Double-A: Trenton Thunder (2003)
Advanced-A: Tampa Tarpons (1994)
Single-A: Charleston RiverDogs (2005)
Short Season: Staten Island Yankees (1999)
Rookie: Pulaski Yankees (2015)

TOP 30 PROSPECTS BY BASEBALL AMERICA

- | | |
|-------------------------|---------------------------|
| 1. SS Gleyber Torres | 16. RHP Domingo German |
| 2. OF Estevan Florial | 17. RHP Juan Then |
| 3. LHP Justus Sheffield | 18. RHP Trevor Stephan |
| 4. RHP Chance Adams | 19. RHP Glenn Otto |
| 5. 3B Miguel Andujar | 20. 3B Dermis Garcia |
| 6. RHP Albert Abreu | 21. RHP Juan De Paula |
| 7. RHP Luis Medina | 22. RHP Taylor Widener |
| 8. MI Thairo Estrada | 23. OF Billy McKinney |
| 9. RHP Domingo Acevedo | 24. RHP Deivi Garcia |
| 10. RHP Dillon Tate | 25. RHP Jonathan Loaisiga |
| 11. RHP Matt Sauer | 26. MI Oswaldo Cabrera |
| 12. 2B Nick Solak | 27. SS Diego Castillo |
| 13. RHP Freicer Perez | 28. RHP Alexander Vargas |
| 14. RHP Clarke Schmidt | 29. RHP Rony Garcia |
| 15. MI Tyler Wade | 30. RHP Cody Carroll |

BEST TOOLS BY BASEBALL AMERICA

- | | |
|------------------------|------------------|
| Hitter for Average | Nick Solak |
| Power Hitter | Dermis Garcia |
| Strike Zone Discipline | Nick Solak |
| Fastest Baserunner | Estevan Florial |
| Athlete | Estevan Florial |
| Fastball | Luis Medina |
| Curveball | Luis Medina |
| Slider | Justus Sheffield |
| Changeup | Domingo Acevedo |
| Control | Adonis Rosa |
| Defensive Catcher | Kyle Higashioka |
| Defensive Infielder | Gleyber Torres |
| Infield Arm | Gleyber Torres |
| Defensive Outfielder | Estevan Florial |
| Outfield Arm | Estevan Florial |

SYRACUSE CHIEFS

One Tex Simone Drive
Syracuse, NY 13208
Phone: (315) 474-7833
Fax: (315) 474-2658
syracusechiefs.com

since 2009

General Manager: Jason Smorol
PR/Media Contact: Eric Gallanty
Radio Broadcasters: Eric Gallanty

Clippers Hotel: Embassy Suites
(315) 303-1650

NBT Bank Stadium



Opened: 1997
Surface: Grass
Capacity: 11,671
Dimensions: LF-330, CF-400, RF-330

All-Time Record (2017)

290-231 (5-2)


At Syracuse

148-111 (3-0)

At Home

142-120 (2-2)

S c h e d u l e	Home
	8/16-8/19
	Away
	6/1-6/3



Randy Knorr

2018 Field Staff

Manager: Randy Knorr (1st year, 0-0)
Pitching Coach: Brad Holman (1st year)
Hitting Coach: Brian Daubach (3rd year)
Trainer: Eric Montague (1st year)

Washington Nationals Affiliates

Double-A: Harrisburg Senators (1991)
Advanced-A: Potomac Nationals (2005)
Single-A: Hagerstown Suns (2007)
Short Season: Auburn Doubledays (2011)

TOP 30 PROSPECTS BY BASEBALL AMERICA

- | | |
|-------------------------|--------------------------|
| 1. OF Victor Robles | 16. RHP Jackson Tetrault |
| 2. OF Juan Soto | 17. RHP Brigham Hill |
| 3. RHP Erick Fedde | 18. 1B Jose Marmolejos |
| 4. SS Carter Kieboom | 19. 3B Drew Ward |
| 5. LHP Seth Romero | 20. C Taylor Gushue |
| 6. SS Luis Garcia | 21. LHP Nick Raquet |
| 7. RHP Will Crowe | 22. RHP Kyle Johnston |
| 8. OF Daniel Johnson | 23. SS Jose Sanchez |
| 9. C Raudy Reed | 24. RHP Jefry Rodriguez |
| 10. SS Yasel Antuna | 25. OF Telmito Agustin |
| 11. OF Blake Perkins | 26. RHP Austin Voth |
| 12. 3B Kelvin Gutierrez | 27. RHP Joan Baez |
| 13. OF Andrew Stevenson | 28. 3B Anderson Franco |
| 14. C Pedro Severino | 29. C Jakson Reetz |
| 15. OF Rafael Bautista | 30. SS Osvaldo Abreu |

BEST TOOLS BY BASEBALL AMERICA

- | | |
|------------------------|------------------|
| Hitter for Average | Victor Robles |
| Power Hitter | Daniel Johnson |
| Strike Zone Discipline | Juan Soto |
| Fastest Baserunner | Victor Robles |
| Athlete | Victor Robles |
| Fastball | Jefry Rodriguez |
| Curveball | Wil Crowe |
| Slider | Seth Romero |
| Changeup | Ryan Brinley |
| Control | Sterling Sharp |
| Defensive Catcher | Pedro Severino |
| Defensive Infielder | Jose Sanchez |
| Infield Arm | Kelvin Gutierrez |
| Defensive Outfielder | Blake Perkins |
| Outfield Arm | Daniel Johnson |

International
League

TOLEDO MUD HENS

406 Washington Street
Toledo, OH 43604
Phone: (419) 725-4367
Fax: (419) 725-4368
mudhens.com



General Manager: Erik Ibsen
PR/Media Contact: Rob Wiercinski
Radio Broadcasters: Jim Weber

Clippers Hotel: Renaissance Toledo
(567) 702-6983

All-Time Record (2017)

419-370 (10-13)
At Toledo
208-189 (6-6)
At Home
211-181 (4-7)

S c h e d u l e	Home	
	5/21-5/24, 7/4-7/5,	
	8/31-9/3	
	Away	
5/7-5/10, 7/2-7/3,		
8/24-8/27		

Fifth Third Field



Opened: 2002
Surface: Grass
Capacity: 8,943
Dimensions: LF-320, CF-412, RF-315



Doug Mientkiewicz

2018 Field Staff

Manager: Doug Mientkiewicz (1st year, 0-0)
Pitching Coach: Jeff Pico (3rd year)
Hitting Coach: Brian Harper (2nd year)
Coach: Basilio Cabrera (2nd year)
Trainer: Chris McDonald (5th year)

Detroit Tigers Affiliates

Double-A: Erie Seawolves (2001)
Advanced-A: Lakeland Flying Tigers (1967)
Single-A: West Michigan Whitecaps (1997)
Short Season: Connecticut Tigers (2010)

TOP 30 PROSPECTS BY BASEBALL AMERICA

- | | |
|--------------------------|--------------------------|
| 1. RHP Franklin Perez | 16. RHP Bryan Garcia |
| 2. RHP Alex Faedo | 17. SS Jose King |
| 3. RHP Matt Manning | 18. RHP Gerson Moreno |
| 4. RHP Beau Burrows | 19. RHP Anthony Castro |
| 5. C Jake Rogers | 20. RHP Wilkel Hernandez |
| 6. OF Daz Cameron | 21. RHP Wladimir Pinto |
| 7. MI Isaac Paredes | 22. C Grayson Greiner |
| 8. 2B Dawel Lugo | 23. RHP Jason Foley |
| 9. OF Christin Stewart | 24. SS Wenceel Perez |
| 10. LHP Gregory Soto | 25. OF Victor Reyes |
| 11. RHP Kyle Funkhouser | 26. SS Sergio Alcantara |
| 12. RHP Spencer Turnbull | 27. OF Troy Montgomery |
| 13. C John McMillan | 28. OF Derek Hill |
| 14. OF Mike Gerber | 29. RHP Austin Soddors |
| 15. RHP Joe Jimenez | 30. RHP Sandy Baez |

BEST TOOLS BY BASEBALL AMERICA

- | | |
|------------------------|------------------|
| Hitter for Average | Mike Gerber |
| Power Hitter | Christin Stewart |
| Strike Zone Discipline | Sam McMillan |
| Fastest Baserunner | Derek Hill |
| Athlete | Derek Hill |
| Fastball | Beau Burrows |
| Curveball | Franklin Perez |
| Slider | Alex Faedo |
| Changeup | Sandy Baez |
| Control | John Schreiber |
| Defensive Catcher | Jake Rogers |
| Defensive Infielder | Sergio Alcantara |
| Infield Arm | Dawel Lugo |
| Defensive Outfielder | Derek Hill |
| Outfield Arm | Jose Azocar |



INTERNATIONAL LEAGUE

Umpires

Columbus Schedule	
Date	Crew
4/12-4/15	5
4/16-4/18	1
4/27-4/29	2
5/3-5/6	6
5/15-5/17	6
5/18-5/24	3
6/5-6/10	4
6/15-6/17	7
6/25-6/28	6
6/29-7/1	5
7/4-7/5	4
7/16-7/22	4
7/30-8/5	6
8/13-8/19	7
8/28-8/30	3
8/31-9/3	2

CREW 1
 Ryan Additon - CC
 Brennan Miller
 Blake Carnahan

CREW 2
 Alex Tosi - CC
 Ryan Wills
 Scott Costello

CREW 3
 John Bacon - CC
 Michael Wiseman
 Richard Riley

CREW 4
 Jeremy Riggs - CC
 Christopher Graham
 Travis Godec

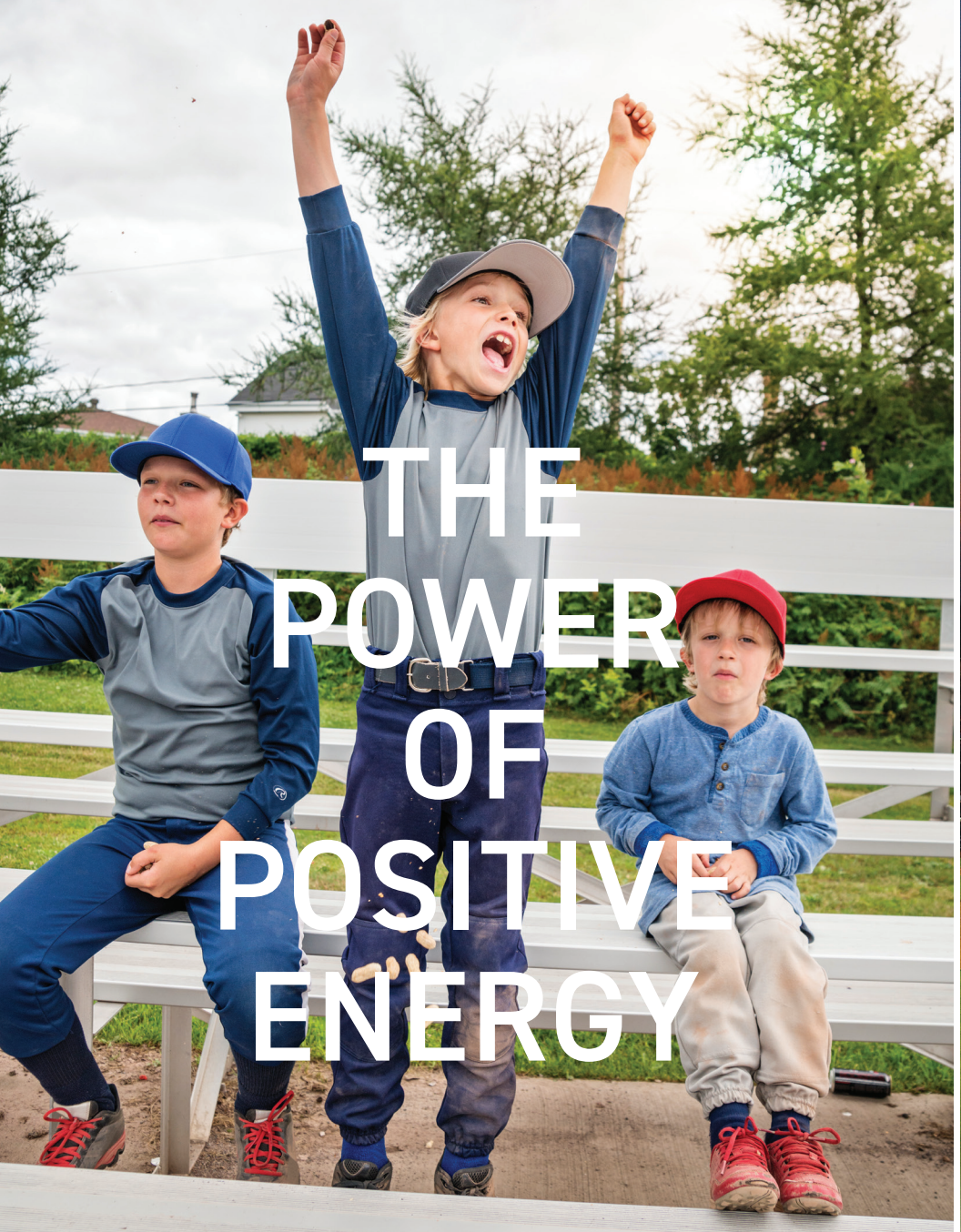
CREW 5
 Eric Gillam - CC
 Adam Beck
 Skyler Shown

CREW 6
 Ryan Clark - CC
 Charlie Ramos
 Reid Gibbs

CREW 7
 Dan Merzel - CC
 Brian Peterson
 Erich Bacchus

ROVERS: Sean Barber, Nic Lentz, Shane Livensparger
 Jeremie Rehak, Jansen Visconti, Chad Whitson

Name	Crew	Age	Resides	1st Year	Years in IL	MLB Experience
Ryan Additon	1	32	Davie, FL	2010	2016-17	2017
Erich Bacchus	7	27	Germantown, MD	2012	None	No
John Bacon	3	34	Sherrodsville, OH	2008	2016-17	No
Sean Barber	R	32	Lakeland, FL	2006	2012-17	2014-17
Adam Beck	5	29	Winter Springs, FL	2013	2017	No
Blake Carnahan	1	29	Crystal River, FL	2012	2017	No
Ryan Clark	6	30	McDonough, GA	2009	2016-17	No
Scott Costello	2	33	Barrie, CAN	2012	2017	No
Reid Gibbs	6	30	Glendale, AZ	2012	None	No
Eric Gillam	5	33	Roscoe, IL	2009	2016-17	No
Travis Godec	4	29	Roanoke, VA	2012	None	No
Christopher Graham	4	32	Newmarket, CAN	2008	2017	No
Nic Lentz	R	28	Holland, MI	2008	2014-17	2016-17
Shane Livensparger	R	34	Jacksonville, FL	2009	2015-17	2017
Dan Merzel	7	30	Durham, NC	2011	2016-17	No
Brennan Miller	1	26	Woodbridge, VA	2013	2017	No
Brian Peterson	7	30	Newark, DE	2012	2017	No
Charlie Ramos	6	30	Grand Rapids, MI	2011	2017	No
Jeremie Rehak	R	30	Monroeville, PA	2011	2016-17	No
Jeremy Riggs	4	32	Suffolk, VA	2009	2015-17	No
Richard Riley	3	36	Alexandria, VA	2012	None	No
Skyler Shown	5	28	Owensboro, KY	2013	None	No
Alex Tosi	2	30	Lake Villa, IL	2011	2016-17	No
Jansen Visconti	R	30	Latrobe, PA	2010	2014-17	No
Chad Whitson	R	36	Dublin, OH	2005	2010-17	2014-17
Ryan Wills	2	30	Williamsburg, VA	2011	2017	No
Michael Wiseman	3	30	White Lake, MI	2012	2017	No



THE POWER OF POSITIVE ENERGY



An AEP Company



OFFICIAL ELECTRICITY SPONSOR OF THE COLUMBUS CLIPPERS

BOUNDLESS ENERGYSM

AEPenergy.com | 1-877-923-7728

AEP Energy is a competitive retail electric service provider and a competitive retail natural gas service provider and an affiliate of Ohio Power Company (AEP Ohio). AEP Energy is not soliciting on behalf of and is not an agent of AEP Ohio. The trademarks of The Columbus Clippers are used with permission.



HUNTINGTON PARK

TEAM HISTORY

Huntington Park has hosted 5,691,558 fans in its first nine years, winning seven Ballpark of the Year Awards.

NO-HITTERS AND MANAGER RECORDS

Huntington Park History

Tyler Cloyd twirled the first no-hitter in Huntington Park history when he silenced the Louisville Bats on 7/30/14. He came within one hit batter, leading off the 9th inning, of a perfect game, but still faced the minimum number of batters thanks to a double play. In achieving his feat, Cloyd had to overcome some lengthy layoffs, as his teammates scored five runs in the 7th and four more in the 8th on the way to a 13-0 victory.



The Clippers have seven no-hitters to their credit.

<u>Date</u>	<u>Pitcher(s)</u>	<u>Opponent</u>	<u>Innings</u>	<u>Result</u>
7/25/77	Rod Scurry	Richmond	7	W, 2-0
6/8/88	Scott Nielsen	Maine	9	W, 3-0
7/5/91	Kevin Mmahat	Louisville	9	W, 6-0
6/26/95	Mariano Rivera	Indianapolis	5	W, 3-0
6/10/02	Adrian Hernandez/Bob Scanlan/Kevin Lovinger	Indianapolis	9	W, 15-1
7/26/11	Justin Germano*	Syracuse	9	W, 3-0
7/30/14	Tyler Cloyd	Louisville	9	W, 13-0

*-perfect game

MANAGERS RANKED BY WINNING PERCENTAGE

<u>Manager</u>	<u>Games</u>	<u>Record</u>	<u>Pct</u>	<u>Years</u>
Rick Down	391	242-149	.619	1989*, 90*, 91-92
Gene Michael	139	85-54	.612	1979
Frank Verdi	279	167-112	.599	1981-82
John Oates	140	83-57	.593	1983
Joe Altobelli	140	83-57	.593	1980
Mike Sarbaugh	432	242-190	.560	2010-12
Stump Merrill	1,122	608-514	.542	1984, 85*, 90*, 93-94, 96-98, 2002*
Chris Tremie	718	386-332	.538	2013-17
Trey Hillman	428	225-203	.526	1999-2001
Bucky Dent	844	443-401	.525	1987-88, 89*, 2003-05
Bill Evers	139	71-68	.511	1995
Tim Foli	142	69-73	.486	2008
Dave Miley	142	69-73	.486	2006
John Lipon	244	115-129	.471	1977*, 78
Doug Holmquist	22	10-12	.455	1985*
Barry Foote	139	62-77	.446	1986
John Stearns	144	64-80	.444	2007
Torey Lovullo	144	57-85	.401	2009
Frank Howard	8	3-5	.375	2002*
Brian Butterfield	37	12-25	.324	2002*
Tim Murtaugh	35	11-24	.314	1977*

*-did not manage the whole season

YEAR BY YEAR

Year	W-L	Pct	Pos	Manager(s)	GM	Att.
2017	71-71	.500	2nd	Chris Tremie	Ken Schnacke	616,059
2016	82-62	.569	1st	Chris Tremie	Ken Schnacke	602,171
2015	83-61	.576	1st	Chris Tremie	Ken Schnacke	661,731
2014	79-65	.549	1st	Chris Tremie	Ken Schnacke	638,575
2013	71-73	.493	2nd	Chris Tremie	Ken Schnacke	635,613
2012	75-69	.521	2nd	Mike Sarbaugh	Ken Schnacke	611,223
2011	88-56	.611	1st	Mike Sarbaugh	Ken Schnacke	608,165
2010	79-65	.549	2nd	Mike Sarbaugh	Ken Schnacke	651,224
2009	57-85	.401	4th	Torey Lovullo	Ken Schnacke	666,797
2008	69-73	.486	3rd	Tim Foli	Ken Schnacke	537,889
2007	64-80	.444	4th	John Stearns	Ken Schnacke	507,155
2006	69-73	.486	4th	Dave Miley	Ken Schnacke	518,875
2005	77-67	.534	2nd	Bucky Dent	Ken Schnacke	520,104
2004	80-64	.556	1st	Bucky Dent	Ken Schnacke	493,496
2003	76-68	.528	2nd	Bucky Dent	Ken Schnacke	480,445
2002	59-83	.415	4th	Stump Merrill (44-53) Frank Howard (3-5) Brian Butterfield (12-25)	Ken Schnacke	490,390
2001	67-76	.469	2nd	Trey Hillman	Ken Schnacke	503,824
2000	75-69	.521	2nd	Trey Hillman	Ken Schnacke	458,806
1999	83-58	.589	1st	Trey Hillman	Ken Schnacke	460,923
1998	67-77	.465	3rd	Stump Merrill	Ken Schnacke	488,674
1997	79-63	.556	1st	Stump Merrill	Ken Schnacke	507,810
1996	85-57	.599	1st	Stump Merrill	Ken Schnacke	526,099
1995	71-68	.511	3rd	Bill Evers	Ken Schnacke	541,451
1994	74-68	.521	3rd	Stump Merrill	Ken Schnacke	535,145
1993	78-62	.557	3rd	Stump Merrill	Ken Schnacke	580,570
1992	95-49	.660	1st	Rick Down	Ken Schnacke	583,918
1991	85-59	.590	1st	Rick Down	Ken Schnacke	570,605
1990	87-59	.596	1st	Rick Down (53-34) Stump Merrill (34-25)	Ken Schnacke	584,010
1989	77-69	.527	2nd	Rick Down (9-7) Bucky Dent (68-62)	George Sisler, Jr.	504,224
1988	65-77	.458	3rd	Bucky Dent	George Sisler, Jr.	536,171
1987	77-63	.550	2nd	Bucky Dent	George Sisler, Jr.	570,599
1986	62-77	.446	6th	Barry Foote	George Sisler, Jr.	548,417
1985	75-64	.540	3rd	Stump Merrill (65-52) Doug Holmquist (10-12)	George Sisler, Jr.	568,735
1984	82-57	.590	1st	Stump Merrill	George Sisler, Jr.	520,478
1983	83-57	.593	1st	John Oates	George Sisler, Jr.	501,481
1982	79-61	.564	2nd	Frank Verdi	George Sisler, Jr.	564,850
1981	88-51	.633	1st	Frank Verdi	George Sisler, Jr.	527,124
1980	83-57	.593	1st	Joe Altobelli	George Sisler, Jr.	546,074
1979	85-54	.612	1st	Gene Michael	George Sisler, Jr.	576,101
1978	61-78	.439	7th	John Lipon	George Sisler, Jr.	324,510
1977	65-75	.464	7th	John Lipon (54-51) Tim Murtaugh (11-24)	George Sisler, Jr.	457,251

3,107-2,720 .533

22,327,726

Notes

- The International League split into three divisions (North, South & West) in 1998.
- The International League split into two divisions (East & West) in 1988. The Clippers have been in the West every year since that time.
- Attendance figures since 1979 are paid attendance and include playoffs... *ITALICS* denote led League.

POSTSEASON RESULTS

Year	Series	Teams	Result
2016	IL Semi-Final	Gwinnett over COLUMBUS	3-1
2015	Triple-A National Championship	Fresno over COLUMBUS	1-0
	GOVERNORS' CUP	COLUMBUS over Indianapolis	3-2
	IL Semi-Final	COLUMBUS over Norfolk	3-2
2014	IL Semi-Final	Durham over COLUMBUS	3-1
2011	Triple-A National Championship	COLUMBUS over Omaha	1-0
	GOVERNORS' CUP	COLUMBUS over Lehigh Valley	3-1
	IL Semi-Final	COLUMBUS over Durham	3-0
2010	Triple-A National Championship	COLUMBUS over Tacoma	1-0
	GOVERNORS' CUP	COLUMBUS over Durham	3-1
	IL Semi-Final	COLUMBUS over Scranton/WB	3-1
2004	IL Semi-Final	Richmond over COLUMBUS	3-2
1999	IL Semi-Final	Durham over COLUMBUS	3-0
1997	GOVERNORS' CUP	Rochester over COLUMBUS	3-2
	IL Semi-Final	COLUMBUS over Charlotte	3-1
1996	GOVERNORS' CUP	COLUMBUS over Rochester	3-0
	IL Semi-Final	COLUMBUS over Norfolk	3-0
1992	GOVERNORS' CUP	COLUMBUS over Scranton/WB	3-2
	IL Semi-Final	COLUMBUS over Richmond	3-0
1991	Triple-A Classic	Denver over COLUMBUS	4-1
	GOVERNORS' CUP	COLUMBUS over Pawtucket	3-0
1990	GOVERNORS' CUP	Rochester over Columbus	3-2
1987	GOVERNORS' CUP	COLUMBUS over Tidewater	3-0
	IL Semi-Final	COLUMBUS over Rochester	3-0
1985	GOVERNORS' CUP	Tidewater over COLUMBUS	3-1
	IL Semi-Final	COLUMBUS over Syracuse	3-1
1984	IL Semi-Final	Pawtucket over COLUMBUS	3-1
1983	IL Semi-Final	Tidewater over COLUMBUS	3-2
1982	IL Semi-Final	Tidewater over COLUMBUS	3-0
1981	GOVERNORS' CUP	COLUMBUS over Richmond	2-1
	IL Semi-Final	COLUMBUS over Rochester	3-2
1980	GOVERNORS' CUP	COLUMBUS over Toledo	4-1
	IL Semi-Final	COLUMBUS over Richmond	3-2
1979	GOVERNORS' CUP	COLUMBUS over Syracuse	4-3
	IL Semi-Final	COLUMBUS over Tidewater	3-1

Ten Time Champs

Columbus' 10 Cup victories rank tied with Rochester for most all-time. Syracuse (last playoff appearance in 2014), Gwinnett (2016) and Lehigh Valley (2017) are the only teams currently in the league that have not won a Governors' Cup since 1977.

<u>Cups</u>	<u>Team</u>	<u>Years as Champions (since 1977)</u>	<u>Last Playoff</u>
10	Columbus	1979, 1980, 1981, 1987, 1991, 1992, 1996, 2010, 2011, 2015	2016
5	Richmond*	1978, 1986, 1989, 1994, 2007	-
5	Durham	2002, 2003, 2009, 2013, 2017	2017
3	Pawtucket	1984, 2012, 2014	2014
3	Rochester	1988, 1990, 1997	2013
3	Norfolk	1982, 1983, 1985	2015
2	Buffalo	1998, 2004	2005
2	Charlotte	1993, 1999	2012
2	Scranton/WB	2008, 2016	2017
2	Toledo	2005, 2006	2007
1	Indianapolis	2000	2017
1	Louisville	2001	2010
1	Ottawa*	1995	-
1	Charleston*	1977	-

CLIPPERS ALL TIME ROSTER

A (47)		Batista, Tony	2007-08	Brock, Russ	1996
Abbott, Kurt	2002	Batton, Chris	1977	Brow, Scott	1998
Abernathy, Brent	2007	Bauer, Trevor	2013-14	Brower, Bob	1989-90
Abraham, Adam	2013-14	Beal, Andy	2002-04	Brown, Bobby	1979, 81
Abreu, Winston	2007	Beam, T.J.	2006	Brown, Curt	1984-85
Accardo, Jeremy	2012	Bean, Colter	2003-06	Brown, D.J.	2016-17
Adams, Austin	2014-16	Beattie, Jim	1979	Brown, Dusty	2014
Adkins, Steve	1990-91	Becker, Tim	1979	Brown, Jason	2006
Adkins, Tim	2001, 03-04	Beech, Matt	2002-03	Brown, Jordan	2009-11
Aguilar, Jesus	2014-16	Bell, Bubba	2011	Brown, Kevin	2004
Albaladejo, Jonathan	2007	Bellinger, Clay	1997-01	Brown, Richard	2000
Alberro, Jose	1997-98	Benavides, Freddie	1996	Brown, Ron	1997
Alexander, Doyle	1982	Benzinger, Todd	1995	Browning, Mike	1982-83
Alexander, Manny	2007	Berger, Eric	2010-12	Brownlie, Bobby	2008
Allen, Cody	2012	Bergman, Dusty	2006	Bruhert, Mike	1981-82
Allen, Kim	1978	Bergmann, Jason	2007-08	Bruney, Brian	2006
Allen, Neil	1988	Bergolla, William	2008	Bruske, Jim	1998
Almanzar, Carlos	2001	Bernadina, Roger	2007-08	Bryson, Rob	2013
Almonte, Abraham	2015-17	Berra, Dale	1977-78	Buchanan, Brian	1997
Almonte, Erick	2001-03	Berry, Mike	1998	Buck, Travis	2011
Ambriz, Hector	2010, 12	Bertotti, Mike	2000-01	Buddie, Mike	1997-00
Anderson, Cody	2015-16	Betancourt, Rafael	2009	Buhner, Jay	1987-88
Anderson, Jason	2002-05	Betts, Todd	2004	Burke, Jay	1987-88
Anderson, Lars	2012	Beverlin, Jason	2000	Burns, Britt	1990
Anderson, Rick	1979	Bierek, Kurt	1998-99, 02	Burns, Cory	2011
Angulo, Argenis	2016	Bird, Doug	1980	Burrows, Terry	1996
Antonelli, Matt	2013	Bittner, Tim	2008	Buscher, Brian	2010
Aquino, Greg	2009	Bixler, Brian	2010	Bush, Homer	1997, 04
Aramboles, Ricardo	2001	Blair, Ryan	2009	Butler, Joey	2016
Arias, Alex	2002	Blevins, Jeremy	2002	Butterfield, Brian	1982
Arias, Gabriel	2014	Blowers, Mike	1990	Butto, Francisco	2006
Armstrong, Mike	1985-87	Boehringer, Brian	1995-96, 05	Byron, Tim	1986
Armstrong, Shawn	2014-17	Bond, Daven	1991	Bystrom, Marty	1985-86
Arnal, Cristo	2009	Bonds, Bobby	1982		
Arnsberg, Brad	1985-87	Bonifacio, Emilio	2008	C (90)	
Arocha, Rene	1997	Bonilla, Juan	1985, 87	Cabrera, Melky	2005-06
Arrojo, Rolando	2003	Bonser, Boof	2013	Callahan, Ben	1983
Artiles, Carlos	2005	Booker, Chris	2007-08	Callahan, Pat	1981-82
Ashby, Chris	1998-99	Boone, Aaron	2008	Campaneris, Bert	1983
Ashford, Tucker	1981-82	Boone, Bret	2008	Cannizaro, Andy	2005-06, 09
Aubrey, Michael	2009	Bordi, Rich	1987	Cano, Robinson	2004-05
Augustine, Dave	1977	Boris, Paul	1981	Canzler, Russ	2012
Augustine, Jerry	1986	Borowski, Joe	1998	Capps, Matt	2013
Ausanio, Joe	1994-95	Borrell, Danny	2003	Cappuzzello, George	1984
Ausmus, Brad	1992	Bourn, Michael	2013-14	Carlin, Luke	2010-12, 14
Aviles, Robbie	2017	Bowen, Ryan	1997	Carlyle, Buddy	2004
Ayala, Benny	1978	Bowie, Micah	2007	Carmona, Fausto	2009, 12
Ayala, Luis	2007	Boyland, Doe	1978	Carpenter, Bubba	1993-99
Azocar, Oscar	1989-90	Brach, Brett	2011, 13-14	Carper, Mark	1994-96
		Bradley, Bert	1985-86	Carrasco, Carlos	2009-10, 13
B (112)		Bradley, Ryan	1998-00, 02	Carrasco, Hector	2007
Bacsik, Mike	2007-08	Bradley, Scott	1984-85	Carreno, Amalio	1987-88
Balboni, Steve	1981-83	Bragg, Darren	2001, 04	Carrera, Ezequiel	2010-13
Baldwin, Billy	1978	Brant, Marshall	1980-83	Carroll, Clay	1978
Baldwin, Rick	1978	Brantley, Michael	2009-10, 16	Carroll, David	1999
Balester, Collin	2007-08	Branyan, Russell	2010, 14	Carroll, Jamey	2009
Banks, Willie	1997, 03	Brazoban, Yhency	2001	Carson, Matt	2013-14
Banwarth, Travis	2014, 17	Breining, Fred	1978	Cary, Chuck	1989, 91
Barfield, Josh	2009	Breslow, Craig	2017	Cassel, Jack	2009
Barker, Tim	1996-97	Brewer, Billy	1996	Castillo, Alberto	2002
Barnes, Scott	2011-14	Bridges, Kary	2001-02	Castillo, Ivan	2016
Barnwell, Rich	1994-95	Briggs, Dan	1984-85	Casto, Kory	2007-08
Barom, Jim	1998	Brito, Eude	2008	Castro, Bernie	2007
Barrett, Tom	1984-86	Brito, Juan	2007	Castro, Bill	1981
Batchelor, Rich	1993	Broadway, Larry	2007-08	Castro, Ofilio	2008

CLIPPERS ALL TIME ROSTER

Cathcart, Gary	1987	Davidson, Bob	1988-90	Eiland, Dave	1988-91, 94-97
Cedno, Andujar	1999	Davidson, Cleatus	2002	Einertson, Darrell	2000
Cerone, Rick	1984, 90	Davies, Kyle	2014	Elston, Guy	1983
Chacin, Jhoulys	2015	Davis, Ben	2006	Epps, Scott	1994-95
Chapin, Darrin	1989-91	Davis, Chili	1998	Erds, Todd	1998-99
Chapman, Nate	1979, 81	Davis, Lance	2004	Erickson, Roger	1983
Chen, Bruce	2015	Davis, Leonard	2008	Erickson, Scott	2006
Chen, Chun-Hsiu	2013	Davis, Ron	1979, 90	Escalona, Felix	2004-06
Chico, Matt	2007-08	Davis, Russ	1993-95	Escobar, Alex	2007-08
Childers, Matt	2006	Dayett, Brian	1983-84	Espino, Damaso	2009-10
Childs, Dwight	2009, 11	de Caster, Yurendell	2008	Espino, Juan	1980-83, 85-87
Chisenhall, Lonnie	2011-13, 15-17	De La Cruz, Kelvin	2011	Espino, Paolo	2010-13
Choate, Randy	2000-03	de la Rosa, Francisco	1992-93	Espinoza, Alvaro	1988
Choice, Michael	2015-16	De La Torre, Jose	2012	Estalella, Bobby	2001
Christian, Justin	2005	De Los Santos, Luis	1999	Estrada, Johnny	2008
Christiansen, Clay	1983-86	Deardorff, Jeff	2004	Estrada, Marco	2008
Christopher, Mike	1989	DeBerry, Joe	1995	Evans, Barry	1982-83
Chulk, Vinnie	2009	DeJardin, Bobby	1992-94	Evans, Rick	1978
Ciriaco, Audy	2014-15	DeJesus, Ivan	1986		
Claussen, Brandon	2002-03, 07	DeJesus, Jose	1996	F (38)	
Clay, Ken	1980	Deliza, Juan	1978	Fasano, Sal	2004
Clayton, Royal	1990-94	Dellucci, David	2009	Faulk, Kelly	1984-1986
Clements, Pat	1987-88	Delvecchio, Nick	1996-97	Fedroff, Tim	2011-14
Clevinger, Mike	2015-17	Demery, Larry	1978	Fermin, Felix	1996
Clippard, Tyler	2005, 08	Dent, Bucky	1984	Fernandez, Sid	2001
Close, Casey	1988	DePaula, Jorge	2003, 05-06	Field, Nate	2002
Cloyd, Tyler	2014	DeSalvo, Matt	2006	Figga, Mike	1995-98, 01
Cochran, Greg	1979-82	Deshaies, Jim	1984-85	Filer, Tom	1981
Colabello, Chris	2017	Destrade, Orestes	1986-87	Filson, Pete	1982, 87
Coleman, Dave	1980-81	Detwiler, Ross	2016	Fiore, Mike	1978
Coleman, Michael	2001	Diaz, Felix	2007	Fishel, John	1989-90
Colome, Jesus	2006-07	Diaz, Frank	2008	Fisher, Brian	1985-86
Colon, Joseph	2015-17	Diaz, Juan	2011-13	Fithian, Grant	1998
Constanza, Jose	2010	Diaz, Mario	1996	Flanagan, Kevin	2001
Conti, Jason	2006	Diaz, Yandy	2015-17	Fleming, Carlton	1995
Contreras, Jose	2003-04	Dickerson, Bobby	1989	Flores, Jesus	2008
Converse, Jim	1997	Dillinger, John	2002	Flores, Randy	2000-01
Cook, Andy	1991-95	Dilone, Miguel	1977	Flury, Pat	2001
Cook, Cole	2012-13	Dimmel, Mike	1979	Foli, Dan	2007
Coolbaugh, Mike	1999-00	Dingman, Craig	2000, 02	Fontenot, Ray	1983
Cooper, David	2013-14	Donald, Jason	2009-12	Fonville, Chad	2001
Cooper, Don	1979-80, 84-85	Donaldson, Bo	2002	Foote, Barry	1982
Cooper, Jordan	2014-16	Dorsett, Brian	1989-90	Ford, Ben	1999-00
Copeland, Ben	2011-12	Dorta, Melvin	2007	Fossas, Tony	1999
Corey, Mark	2006	Dotel, Octavio	2006	Fowler, Don	1984
Cosme, Caonabo	2004-06	Doyle, Brian	1979-80	Fox, Andy	1995, 97
Cotes, Eugenio	1978	Drabek, Doug	1985-86	Frank, Mike	2000-01
Cotto, Henry	1985-87	Draper, Mike	1991-92	Franklin, Glen	1985
Cowgill, Collin	2016	Drews, Matt	1996	Franklin, Wayne	2005
Cowley, Joe	1984	Dubois, Jason	2008	Frazier, Clint	2016
Crockett, Kyle	2014-17	Duenas, Yobal	2005	Frazier, George	1981
Croghan, Andy	1994-96	Dukes, Elijah	2008	Frazier, Ron	1994-95
Crosby, Bubba	2003-06	Dunbar, Matt	1994-96	Frey, Steve	1986-87
Crowe, Trevor	2009-12	Duncan, Eric	2006	Frias, Carlos	2017
Cruz, Ivan	1996-98	Duncan, Mariano	1996	Fruto, Emiliano	2007
Cruz, Jose	1988	Duncan, Shelley	2006, 10-11	Fuentes, Omar	2004
Cruz, Pablo	1978	Durazo, Erubiel	2006	Fuller, Jim	1978
Cruz, Tommy	1979			Fulton, Bill	1986-89
Cumberland, Chris	1996	E (24)			
Cunningham, Aaron	2012	Earl, Scott	1989	G (62)	
		Easler, Mike	1977-78	Gallas, Anthony	2012, 15
D (60)		Edell, Ryan	2009	Galvez, Balvino	1989
Dalena, Pete	1984-88	Edenfield, Ken	1996-97	Garagozzo, Keith	1994
Dalesandro, Mark	1996	Edwards, Mike	1977	Garcia, Carlos	2000-01
Datz, Jeff	1990	Eenhoorn, Robert	1994-96	Garcia, Damasao	1979

CLIPPERS ALL TIME ROSTER

Garcia, Danny	2006	Hall, Mickey	2009	Howard, Matt	1996-97
Garcia, Karim	2002	Halsey, Brad	2004	Howe, Steve	1991, 93
Garcia, Victor	1991	Hankins, Mike	1992	Howell, Jay	1982
Gardiner, Mike	1997	Hankins, Ryan	2005	Huckaby, Ken	1988
Garner, Perci	2016-17	Hankins, Todd	2014, 16-17	Hudler, Rex	1983-85
Gedman, Rich	1993	Hannahan, Jack	2012	Hudson, Charles	1987
George, Steve	1987	Hanrahan, Joel	2007	Huff, David	2009-13
Geren, Bob	1986-89	Hansell, Greg	2003	Huffman, Chad	2011-12
Germano, Justin	2010-11	Hare, Shawn	1997	Hughes, Keith	1985-87, 91
Giambi, Jason	2004	Harer, Wayne	1980-82	Humphreys, Mike	1991-94
Gibson, Paul	1993-94, 96	Hargan, Steve	1978	Hunter, Cedric	2001-93
Gil, Jerry	2013	Hargis, Gary	1977-78	Hunter, Tommy	2016
Gimenez, Chris	2009-10	Harper, Brandon	2007	Hutton, Mark	1991-96
Gipson, Charles	2003	Harrison, Matt	1988	Hynes, Colt	2016
Glass, Chip	1998-99	Hart, Mike	1982		
Godwin, Tyrell	2007	Haviland, Shawn	2016	I (6)	
Goedert, Jared	2010-12	Hawkins, Johnny	1985-86	Incaviglia, Pete	1997
Gogolewski, Doug	1993	Hayes, Brett	2015	Irabu, Hideki	1997
Gomes, Yan	2013, 15	Head, Jerad	2010-11	Irwin, Dennis	1979
Gomez, Jeanmar	2010-12	Head, Louis	2013, 17	Isaacson, Charlie	2005
Gomez, Rudy	1998	Head, Stephen	2009	Ison, Bobby	2016
Gonzalez, Alberto	2008	Heath, Kelly	1984-85	Izquierdo, Hansel	2004
Gonzalez, Alex	2007	Heller, Ben	2016		
Gonzalez, Erik	2015-17	Henn, Sean	2005-06		
Gonzalez, Fernando	1978	Henry, Butch	2001	J (36)	
Gonzalez, Mike	1977	Henson, Drew	2001-03	Jackson, Austin	2017
Gooden, Dwight	1997	Heredia, Felix	2004	Jackson, Zach	2009
Goody, Nick	2017	Heredia, Wilson	1998	Jakubauskas, Chris	2013
Gorzelanny, Tom	2016	Herges, Matt	2009	Janzen, Marty	1998
Gosling, Mike	2009-10	Hermida, Jeremy	2013	Javier, Stan	1984
Graffanino, Tony	2009	Hernaiz, Jesus	1982-83	Jean, Domingo	1993, 01-02
Graham, Randy	1986-87	Hernandez, Adrian	2000-03	Jefferson, Stan	1989
Grahe, Joe	1998	Hernandez, Anderson	2010	Jennings, Robin	2007
Graman, Alex	2002-05	Hernandez, Guillermo	1995	Jensen, Marcus	2003
Grapenthin, Dick	1989	Hernandez, Kiki	1993-94	Jerzembeck, Mike	1996-98
Gray, Lorenzo	1985	Hernandez, Leo	1986	Jeter, Derek	1994-95, 98
Green, Bobby	1988-90	Hernandez, Luis	2013	Jimenez, D'Angelo	1997-01, 07
Green, John	1990	Hernandez, Michel	2000-03, 11-12	Jimenez, Francisco	2010
Green, Nick	2006	Hernandez, Orlando	1998, 02, 04	Jimenez, Luis A.	2008
Greene, Todd	2001	Hernandez, Pedro	1982	Jodie, Brett	2001-02
Greer, Ken	1992-93	Herrera, Javi	2008	Johnson, Barry	2001
Grening, Brian	2009	Herrmann, Frank	2009-12, 14	Johnson, Bob	1977
Griffin, Dave	1989	Hickey, Kevin	1984	Johnson, Bobby	1984-85
Griffin, Mike	1979-81	Hill, Cameron	2016-17	Johnson, Brian	2000
Groom, Buddy	2005	Hill, Koyie	2006	Johnson, Elliot	2014
Grossman, Robbie	2016	Hill, Lew	1995	Johnson, Jeff	1991-93
Grube, Jarrett	2015-17	Hill, Shawn	2007-08	Johnson, Jeff	2015-17
Gubanich, Creighton	2002	Hillegas, Shawn	1992	Johnson, Jerry	1984
Guerrero, Cristian	2007	Hinckley, Mike	2008	Johnson, Nick	2001-03, 11
Guetterman, Lee	1988	Hinds, Robert	1996	Johnson, Russ	2005-06
Guidry, Ron	1987, 89	Hines, Rich	1993-94, 96	Jones, Darryl	1979
Guiel, Aaron	2006	Hitchcock, Sterling	1993-94, 02	Jones, Jimmy	1989-90
Guilmet, Preston	2013	Hobson, Butch	1982-85	Jones, Lamar	1978
Gulden, Brad	1979-81, 83	Hodges, Wes	2009-11	Jones, Mitch	2005-06
Gunderson, Eric	2001	Holcomb, Scott	1990, 92	Jones, Odell	1978
Guyer, Brandon	2017	Holland, Al	1977-78, 86-87	Jones, Ross	1988
Guzman, Garrett	2008	Holland, Neil	2017	Jones, Tim	1977
		Holt, Roger	1979-80	Jordan, Ricardo	1998
		Holt, Tyler	2014-15	Jose, Felix	2000
H (85)				Juden, Jeff	1999
Haase, Eric	2017	Hood, Destin	2015	Judy, Josh	2010-11
Habyan, John	1989-90	Hooper, Kevin	2004		
Hafner, Travis	2009, 12	Hopkins, Randy	1977-78		
Hagadone, Nick	2011-14	Horn, Sam	1994	K (32)	
Haley, Trey	2015	House, T.J.	2013-16	Kamieniecki, Scott	1991-93, 95-96
Hall, Josh	2007	Horwitz, Brian	2010	Kammeyer, Bob	1979-80

CLIPPERS ALL TIME ROSTER

Karsay, Steve	2004	Lindsay, Shane	2010	Mata, Victor	1984-86
Karstens, Jeff	2006	Lindsey, Bill	1983-85	Matos, Francisco	1998
Katzaroff, Robbie	1996	Lisio, Joe	2000	Matos, Pascual	2001
Kaufman, Brad	1998	Little, Bryan	1986-87	Matsuzaka, Daisuke	2013
Kaufman, Curt	1982-83	Livesey, Jeff	1992-93, 95	Mattingly, Don	1982-83
Kazmir, Scott	2013	Livingston, Bobby	2009	May, Darrell	2005
Kearns, Austin	2008	Lo Duca, Paul	2008	May, Rudy	1982-83
Keisler, Randy	2000-01	Lobaton, Jose	1998	McAllister, Zach	2010-14, 16
Kelly, Mike	2004	Lofgren, Chuck	2009	McBride, Matt	2010-11
Kelly, Pat	1991, 96-97	Lois, Alberto	1977-78	McCarthy, Greg	1999
Kelly, Roberto	1987-88	Lollar, Tim	1980	McCullers, Lance	1990
Kiefer, Steve	1989	Lombard, George	2007, 09	McDade, Mike	2013
King, Jeremy	2005	Lombardi, Phil	1986-87	McDonald, Darnell	2007
King, Mike	1983	Lomon, Kevin	1997	McDonald, Donzell	2000-01, 04
Kinnunen, Mike	1988	Long, R.D.	1996-97	McDonald, Jim	1980
Kipnis, Jason	2010-11, 14, 17	Long, Terrence	2006	McDonald, Keith	2006
Kittle, Ron	1987	Looney, Brian	1998	McDowell, Oddibe	1995
Kluber, Corey	2010-13	Lopez, GabE	2005	McEnaney, Will	1978
Kneur, Frank	1983	Lopez, Jose	2012	McFarland, T.J.	2012
Knight, Brandon	2000-02	Lough, David	2017	McGaffigan, Andy	1981
Knight, Tim	1985	Lovinger, Kevin	2001-02	McGlothen, Lynn	1982
Knoblauch, Jay	1991-93	Lovullo, Torey	1991-92	McGuire, Ryan	2003
Knox, Jeff	1987	Lowe, Mark	2014	McIntosh, Tim	1996
Kobayashi, Masa	2009	Lowell, Mike	1997-98	McMillon, Billy	2002
Kolb, Dan	2007	Lucas, Jeremy	2016-17	McNamara, Jim	1994
Kotarski, Mike	1996	Luke, Matt	1995-97	McNealy, Derwin	1986
Kottaras, George	2014	Lusader, Scott	1991	McNichol, Brian	2002
Kown, Andrew	2008	Lyden, Mitch	1986-87, 90	Meacham, Bobby	1983-84, 86-87
Kratz, Erik	2017	Lysgaard, Jim	1979	Mecir, Jim	1996-97
Krenchicki, Wayne	1988			Medina, Jose	2017
		M (124)		Medina, Yhoxian	2013, 16
L (62)		Maas, Jason	1990-91	Melendez, Jose	1996
Laffey, Aaron	2009-10	Maas, Kevin	1989-90, 93, 95	Melian, Jackson	2004
LaHair, Bryan	2014	MacDonald, Bob	1995	Meloan, Jon	2009
Lail, Denny	2000-01	Macha, Ken	1977-78	Melvin, Bob	1994-95
Lambert, Rob	1988	Mackowiak, Rob	2009	Mendez, Deivi	2003, 05
Landis, Kyle	2012-13	Maduro, Calvin	2005	Mendoza, Ramiro	1995-97, 05-06
Langerhans, Ryan	2007-08	Maeda, Katsuhiko	1998, 00	Menechino, Frank	2006
Langford, Rick	1988	Magrane, Jim	2007	Merchan, Jesus	2009
Langwell, Matt	2011-13	Maine, Scott	2012	Merritt, Ryan	2015-17
Lankford, Frank	1997-98	Mairena, Oswaldo	2000	Merryweather, Julian	2017
Lannan, John	2007	Mann, Jim	2004	Mersch, Neal	1979
Lantigua, Manuel	1978	Manning, Charlie	2004-06, 08	Meulens, Hensley	1988-90, 92-93
LaPorta, Matt	2009-13	Manship, Jeff	2015	Meyer, Matt	2009
LaRoche, Andy	2012	Marabell, Connor	2017	Michalak, Chris	2007
LaRoche, Dave	1982-83	Marcum, Shaun	2014-15	Militello, Sam	1992-94
Lavisky, Alex	2015-16	Marini, Marc	1996	Milledge, Lastings	2008
Lawson, Matt	2013	Marmol, Carlos	2015	Miller, Adam	2014
Lawton, Marcus	1989	Maronde, Nick	2014-16	Miller, Andrew	2017
Layana, Tim	1987-88	Marson, Lou	2009-10, 13	Miller, Darrell	1989
Leach, Jalal	1994-95, 02	Marsonek, Sam	2003-05	Mills, Alan	1990-91
Ledee, Ricky	1996-99	Marte, Andy	2009	Mills, Beau	2011-12
Lee, Chen-Chang	2011-15	Martel, Ed	1991-92	Milton, Eric	1997
Lefebvre, Joe	1980	Martin, Josh	2016-17	Mimbs, Mike	1998
Leiter, Al	1987-88	Martindale, Ryan	1996	Mirabella, Paul	1979
Leiter, Mark	1989-90	Martinez, Anastacio	2007	Mitchell, Paul	1981
Lennon, Patrick	2001	Martinez, Carlos	2008	Mitchell, Ron	1977-78
Leon, Donny	2000-01	Martinez, Chito	1994	Mmahat, Kevin	1989-92
Lewis, Jensen	2009-11	Martinez, Gabby	1998	Mock, Garrett	2008
Lewis, Jim	1980-82	Martinez, Joe	2011, 13	Mohorcic, Dale	1989
Lewis, Scott	2009-10	Martinez, Michael	2015-17	Molina, Izzy	1999
Lewis, Tim	1981	Martinez, Richard	2010	Molleken, Dustin	2015
Leyritz, Jim	1990-91	Martis, Shairon	2008	Moncrief, Carlos	2014-15
Lilly, Ted	2000-01	Masse, Billy	1992-95	Monsalve, Alex	2016
Lindor, Francisco	2014-15	Masterson, Justin	2014	Montefusco, John	1984

CLIPPERS ALL TIME ROSTER

Monteleone, Rich	1990-91, 96	Ogea, Chad	2001	Pope, Justin	2006
Montz, Luke	2008	Ohka, Tomo	2009	Popham, Marty	2010-11
Moore, Adam	2015-17	Ojala, Kirt	1993-95	Popplewell, Tom	1992-93
Moore, Alvin	1984	Ojeda, Bob	1994	Porter, Colin	2005
Morales, Alex	2007	Olivares, Ozzie	1977-78	Porter, Greg	2008
Moreno, Diego	2017	Olivares, Teuris	2003	Posada, Jorge	1994-96
Morgan, Nyjer	2014	Oliver, Bob	1977	Pose, Scott	1997-98
Morimando, Shawn	2016-17	Olmedo, Ray	2008	Post, Dave	2007
Morlan, John	1977	Olson, Tyler	2016-17	Powell, Alonzo	1999-00
Moronko, Jeff	1987-88	Olwine, Ed	1983	Price, Bryan	2012-15
Morris, Hal	1988-89	Orie, Kevin	2000	Price, Ray	1997
Morris, Jeremy	2000	Orr, Pete	2008	Pride, Curtis	2003
Mosquera, Julio	2000-01	Ortiz, Javier	2004	Pries, Jeff	1986
Motuzas, Jeff	1996	Ottavina, Paul	2001	Prinz, Bret	2003-04
Mouton, Lyle	1994	Outman, Josh	2014	Proctor, Scott	2003-05
Munoz, Arnie	2007-08			Pulido, Alfonso	1985-87
Munoz, Bobby	1991-93			Pulsipher, Bill	2002
Munro, Pete	2005	P (65)		Putnam, Zach	2010-11
Murata, Toru	2012-16	Pacella, John	1981-82		
Murphy, Tommy	2008	Pacheco, Alex	2002	Q (2)	
Murray, Dale	1984	Packer, Matt	2012	Quirico, Rafael	1992-95
Musset, Jose	1994-95	Padilla, Jorge	2008	Quiroz, Guillermo	2016
Mussina, Mike	2004	Padilla, Juan	2004		
Myles, Bryson	2016	Pagan, Dave	1977-78	R (91)	
Myrow, Brian	2004	Pagliarulo, Mike	1984	Raabe, Brian	1999
		Pagnozzi, Matt	2012	Raburn, Ryan	2014
N (33)		Palmer, Lowell	1977	Raines, Tim	1996-97
Nall, T.J.	2007	Papi, Mike	2017	Ralph, Curtis	1994
Naquin, Tyler	2015-17	Parker, Christian	2003	Ramirez, Angel	1998
Narveson, Chris	2017	Parker, Clay	1988-90	Ramirez, J.C.	2014
Naulty, Dan	1999	Parrish, Dave	2004-06	Ramirez, Jose	2014-15
Navarro, Dioner	2004	Pasqua, Dan	1983, 85-87	Ramirez, Ramon	2003-05
Neal, Blaine	2009	Pasquale, Nick	2016-17	Ramos, Bobby	1982
Neal, Thomas	2011	Patterson, Jeff	1995	Ramos, Domingo	1979
Nelson, Doug	1977	Patterson, Mike	1981-84	Ramos, John	1990-93
Nelson, Gene	1981	Patterson, Scott	1982-86	Ramsey, James	2014-15
Nelson, Jamie	1988	Paulino, Felipe	2016	Rapada, Clay	2013
Nelson, Kevin	2006	Pavano, Carl	2006	Rasmussen, Dennis	1983-85, 87
Nelson, Roger	1978	Pavlas, Dave	1995-97, 99	Rasmussen, Jim	1984
Nettles, Jeff	2001-02	Pena, Berto	1988	Rasner, Darrell	2006
Nettles, Jim	1977, 80	Pena, Carlos	2006	Ray, Chris	2012
Newell, Tom	1991	Pena, Hipolito	1988-91	Ray, Ken	2009
Newsom, Randy	2009	Pena, Willy Mo	2008	Recker, Anthony	2016
Nichols, Pat	2008	Peoples, Michael	2016-17	Redding, Tim	2005, 07
Nichting, Chris	1999	Perez, Beltran	2007	Reed, Brandon	2001
Nicosia, Steve	1977-78	Perez, Pasqual	1978	Reed, Darren	1987
Nielsen, Scott	1984, 86, 88-89	Perez, Rafael	2009, 12	Reese, Kevin	2003-06
Nielson, Jerry	1992	Perez, Robert	2001-02	Reese, Pokey	2008
Nieve, Fernando	2013	Perez, Roberto	2013-14, 16	Reichenbach, J.D.	2011
Nieves, Jose	2003	Perezchica, Tony	1994-95	Renteria, Dave	1994
Nieves, Wil	2005-06, 08	Perrault, Josh	2008	Restovich, Michael	2007
Nitkowski, C.J.	2004	Pestano, Vinnie	2010, 13-14	Resz, Greg	1998
Nixon, Otis	1982-83	Peters, Chris	2001	Reuschel, Rick	1983
Nokes, Matt	1994	Petit, Gregorio	2012	Reyes, Al	2003
Noles, Dickie	1989	Pettitte, Andy	1994-95	Reyes, Argenis	2010-11
Nomo, Hideo	2005	Phelps, Cord	2010-13	Reyes, Carlos	1997, 04
Norman, Nelson	1977	Phelps, Josh	2010	Rhea, Marc	1978
Norrito, Joe	2008	Phelps, Tommy	2006	Ricci, Frank	1982
Northrup, Kevin	1996	Phillips, Andy	2002-05	Rice, Jason	2011
Nunez, Abraham	2007	Phillips, Paul	2011	Richard, Bee Bee	1978
		Pino, Yohan	2009-10	Ricken, Ray	1996-98
O (18)		Plante, Dan	1982	Ridenour, Dana	1988
O'Berry, Mike	1984-85	Plutko, Adam	2016-17	Righetti, Dave	1979-82
O'Connor, Mike	2008	Polinsky, Bob	1979	Rijo, Jose	1984
Office, Rowland	1983	Polley, Dale	1996-97	Rios, Jesus	1986

CLIPPERS ALL TIME ROSTER

Rivera, Juan	2001-03	Santangelo, F.P.	2002	Smith, Mike	1990
Rivera, Mariano	1994-95	Santos, Omir	2013	Smith, Willie	1990
Rivera, Ruben	1995-96	Sardinha, Bronson	2006	Snider, Van	1990-91
Rivera, Saul	2007, 10	Sax, Dave	1989-92	Snow, J.T.	1992
Robbins, Jake	2000	Scanlan, Bob	2002	Sojo, Luis	1998
Roberge, J.P.	2000	Scherman, Fred	1977	Solomon, Eddie	1983
Roberts, Will	2015-16	Schmidt, Eric	1986, 88	Soper, Mike	1986
Robertson, Andre	1980-82, 84-86	Schmitt, Eric	2003-05	Soriano, Alfonso	1999-00
Robertson, Daniel	2017	Schmitz, Dan	1979-82	Sosa, Miguel	1986
Robinson, Bo	2003	Schroder, Chris	2007-08	Soto, Giovanni	2013, 15
Robinson, Bruce	1979-80	Schulze, Don	1989	Sowers, Jeremy	2009-10
Robinson, Don	1977	Schwinden, Chris	2012	Sparks, Don	1990-91, 93-95
Robinson, Kerry	2000	Scott, Dick	1982-83, 85-87	Spearman, Jemel	2008
Rodriguez, Carlos	1990-93	Scott, Kelly	1984-85	Spears, Nate	2013
Rodriguez, Edwin	1983	Scott, Mickey	1977-78	Speck, Cliff	1987-88
Rodriguez, Eliseo	1977	Scott, Rodney	1982	Speer, David	2016-17
Rodriguez, Henry	2001	Scott, Tom	2001	Speigner, Levale	2007-08
Rodriguez, John	2003-04	Scurry, Rod	1977-78	Spence, Cam	1999
Rodriguez, Josh	2010-11	Seabol, Scott	2001-02	Spencer, Shane	1996-99, 01,04
Rodriguez, Nellie	2017	Seddon, Chris	2012	Spilborghs, Ryan	2012
Rodriguez, Nerio	2004	Seefried, Tate	1995	Springer, Russ	1992
Rodriguez, Ronny	2015-17	Seguignol, Fernando	2003	Staiger, Roy	1979-80
Roehl, Scott	2009	Segura, Jose	1994-95	Stamets, Eric	2016-17
Rogers, Brian	2002-03	Seiler, Keith	1991-93	Stammen, Craig	2007-08, 16
Rogers, Ed	2008	Sellers, Jeff	1991	Standart, Rich	1977-78
Rohlinger, Ryan	2012-15	Sellers, Justin	2014	Stanford, Don	1991-93
Rojas, Tom	2005	Semall, Paul	1979	Stanford, Jason	2008
Rolison, Nate	2003	Sepanek, Rob	1990	Stanford, Larry	1991-92
Rolls, Damian	2005-06	Serum, Gary	1982	Stankiewicz, Andy	1988, 90-91, 93, 99-00
Romanick, Ron	1987	Sever, Joe	2017		
Romano, Scott	1996	Shaffer, Richie	2017	Stegman, Dave	1981-82, 86
Romero, Antonio	2015	Shelby, Anthony	1998	Stenholm, Rick	1979-81
Romero, J.C.	2012-13	Shell, Steven	2008	Stoops, Jim	2001
Romero, Niuman	2009	Shepard, David	2002-03	Stotts, J.T.	2006
Ronan, Marc	1997	Sheridan, Pat	1991	Stowell, Bryce	2010
Rondon, Hector	2009-10	Sherlock, Glenn	1987-88	Stratton, Rob	2006
Rooney, Pat	1984	Sherrill, Dennis	1979-80	Strawberry, Darryl	1995-97, 99
Rosario, Dave	1991-92	Shields, Steve	1988	Sturdevant, Tyler	2011-12, 14-15
Rose, Scott	1997-98	Shirley, Bob	1987	Suarez, Benny	2013-14
Rosenberg, Steve	1987	Shopay, Tom	1978	Sulser, Cole	2016-17
Roth, Michael	2015	Shoppach, Kelly	2013	Suomi, John	2007
Rottino, Vinny	2012	Showalter, Buck	1981, 83	Sutherland, John	1995
Rub, Jerry	1989, 91	Sierra, Ruben	2005	Sutton, Drew	2010
Rueckel, Dan	2007	Silva, Mark	1984-86	Swarzak, Anthony	2015
Rumer, Tim	1992, 95-97	Silvestri, Dave	1992-94	Swindle, R.J.	2006, 09
Rundles, Rich	2009	Simon, Randall	2000	Swisher, Nick	2015
Russell, Tony	1985-87	Simontacchi, Jason	2007	Sykes, Bob	1982
Russo, Paul	1997	Singleton, Chris	1998		
Ryan, Ken	2000	Sipp, Tony	2009	T (40)	
Ryder, Brian	1981	Sizemore, Grady	2011	Tabler, Pat	1981
		Skeels, Andy	1991	Talbot, Mitch	2011
S (124)		Skinner, Joel	1987	Tankersley, Dennis	2008
Saarloos, Kirk	2009	Slagle, Roger	1979-80	Tarasco, Tony	1999
Sadowski, Jim	1977	Slowey, Kevin	2012	Tate, Randy	1978
Saferight, Harry	1977-78	Small, Aaron	2005-06	Tatis, Ramon	2000
Sakata, Lenn	1987	Smith, Bobby	2003	Taylor, Steve	1979, 81
Salas, Juan	2009	Smith, Carlton	2010-11	Taylor, Wade	1990-93
Salas, Mark	1987	Smith, Daryl	1995	Tejeda, Enosil	2014-15
Salazar, Danny	2013-15, 17	Smith, Garry	1979-82	Tejeda, Robinson	2012
San Pedro, Erick	2007	Smith, Joe	2009-10	Tejera, Michael	2009
Sanchez, Brian	2008	Smith, Jordan	2016-17	Terlecky, Greg	1977
Sanchez, Gordon	1993	Smith, Josh	2005	Tessmer, Jay	1998-00, 02
Sanders, Deion	1988-90	Smith, Keith	1985-86	Tewksbury, Bob	1985-87
Sands, Jerry	2015	Smith, Kyle	2010-11	Thames, Marcus	2002-03
Santana, Carlos	2010	Smith, Matt	2005-06	Thissen, Greg	2007

CLIPPERS ALL TIME ROSTER

Thomas, Tom	1977	Vasquez, Rafael	1977	Widger, Chris	2002
Thompson, Kevin	2005-06	Velarde, Randy	1987-89	Wilcox, Luke	2000-01
Thompson, Marv	1979-80	Vento, Michael	2003-05	Williams, Al	1985
Thompson, Rich	1987	Veras, Jose	2006, 09	Williams, Bernie	1989, 91-92
Thompson, Ryan	2000	Viera, John	1993	Williams, Brian	2001
Thoutsis, Paul	1995	von Schamann, Duke	2014	Williams, Dallas	1985
Thurman, Mike	2002-04	Voyles, Brad	2005	Williams, Gerald	1991-93
Thurston, Joe	2005			Williams, Jerome	2007
Tirado, Aris	1986	W (58)		Williams, Matt	1999-00
Todd, Jess	2009-11	Wagner, Ryan	2008	Williams, Shad	1998
Tolentino, Patric	2012	Walewander, Jim	1990-91	Williams, Todd	2001
Tolleson, Wayne	1988	Walker, Bob	1978	Wilson, Craig	2003
Tomlin, Josh	2010, 13-15	Wallace, Chris	2013-14	Wilson, Josh	2017
Toole, Justin	2010, 12-15	Wallace, David	2008	Wilson, Kris	2005-06
Toregas, Wyatt	2009-10	Wallace, Kent	1995-96	Wilson, Tom	1995-97, 00
Torrealba, Steve	2004	Walling, David	2001-02	Wilson, Trevor	1999
Torres, Hector	1978	Walters, Zach	2014-15	Wiltbank, Ben	1978
Torres, Jamie	1996-98	Wang, Chien-Ming	2004-05	Wine, Robbie	1988
Torres, Ricky	1990	Ward, Turner	1988	Winters, Matt	1983-86
Traber, Billy	2007	Warden, Jim Ed	2008	Witt, Mike	1991, 93
Troilo, Jason	1997-98	Wasinger, Mark	1989-90	Wood, Blake	2013-14
Tully, Tanner	2017	Waszgis, B.J.	1999	Woodard, Mike	1989
Turner, Chris	2000	Watson, Allen	1999-2000	Woodson, Tracy	1996
Turner, Shane	1987	Watson, Brandon	2007	Wordekemper, Eric	2006
		Weathers, David	1996-97	Wrenn, Luther	1977
U (4)		Webb, Donnie	2009-11	Wright, Steven	2009-11
Underwood, Tom	1985	Webb, Ryan	2015		
Urick, John	2005	Weglarz, Nick	2010	Y (3)	
Urshela, Giovanni	2014-17	Wehrmeister, Dave	1979-83	Yarnall, Ed	1999-00
Urso, Sal	1997	Welsh, Chris	1979-80	Yepez, Marco	2007
		Wengert, Don	1999	Young, Curt	1992
V (17)		Werly, Jamie	1982-83		
Valbuena, Luis	2009-11	Werth, Dennis	1979-81, 83	Z (8)	
Valdes, Marc	2005	Westbrook, Jake	2000	Zagurski, Mike	2014
Valdez, Edward	2007	Wever, Stefan	1983	Zancanaro, Dave	1999
Valdez, Ordumar	2016	Wheeler, Dan	2012	Zeihen, Bob	1990
Valdez, Wilson	2009	White, Alex	2011	Zimmer, Bradley	2016-17
Valencia, Victor	2000	White, Steven	2006	Zimmerman, Ryan	2008
Valera, Francisco	2013	Whitehouse, Matt	2016-17	Zinicola, Zechry	2008
Valera, Julio	1998	Whitehurst, Wally	1996	Zuber, Jon	2000
Van Buren, Jermaine	2007	Whitson, Ed	1977-78	Zuvella, Paul	1986-87
Van Mil, Loek	2012	Wickman, Bob	1992		

COLUMBUS BASEBALL HALL OF FAME

Tucker Ashford	Paul Dean	Forrest Jacobs	Scott Nielsen	George Sisler, Jr.
Bob Bailey	Murry Dickson	Julian Javier	Otis Nixon	Enos Slaughter
Steve Balboni	Eddie Dundon	Elvio Jimenez	Al Oliver	Pop Smith
Heinie Berger	Mrs. George Dysart	Frederick Jones	Diomedes Olivo	Hal Smith
Steve Blass	Mike Easler	Sam Jones	Dave Orr	Willie Stargell
Marshall Brant	Dick Fitzpatrick	Bob Kammeyer	Mickey Owen	Russ Sullivan
Harry Brecheen	John Galbreath	Lou Klein	Freddie Patek	Evar Swanson
Jack Buck	Joe Garagiola	Bill Lee	Johnny Powers	Dr. John Stephens
Howard Cassidy	Wally Gerber	Max Macon	Bobby Quinn	George Trautman
Donn Clendenon	Hank Gowdy	Don Mattingly	Lew Riggs	Coacker Triplett
Bill Clymer	John Grodzicki	Bill McGee	Johnny Rizzo	Bob Veale
Harold Cooper	Don Gutteridge	Larry McPhail	Dave Roberts	Harry Walker
Walker Cooper	Bert Haas	Gene Michael	Bob Robertson	Ernie White
Pat Crawford	Harvey Haddix	Terry Moore	Elwin Roe	Burgess Whitehead
Tony Cuccinello	Solly Hemus	Edward Morris	Ewell Russell	Jimmy Williams
Nick Cullop	Joe Hill	Frank Mountain	Mike Ryba	Jack Winsett
Pete Dalena	Bill Hinchman	Mo Mozzali	Manny Sanguillen	Wilbur Wood
Dave Danforth	Robert Hooy	Eddie Murphy	Gus Schmelz	
Brian Dayett	Bill Howerton	Billy Myers	Larry Shepard	
Cot Deal	Al Jackson	Mike Natisan	Burt Shotton	

YEAR BY YEAR BATTING LEADERS

YR	Average	HR	RBI	Stolen	Runs
17	Y. Diaz .350	R. Shaffer 30	R. Shaffer 89	R. Rodriguez 15	R. Shaffer 69
16	Y. Diaz .325	J. Aguilar 30	J. Aguilar 92	E. Gonzalez 12	2 players tied 62
15	T. Holt .302	J. Aguilar 19	J. Aguilar 93	T. Holt 25	T. Holt 63
14	J. Aguilar .304	J. Aguilar 19	J. Aguilar 77	T. Holt 20	J. Aguilar 69
13	M. Carson .252	J. Hermida 17	J. Hermida 66	E. Carrera 43	T. Fedroff 65
12	E. Carrera .294	R. Canzler 22	R. Canzler 79	E. Carrera 26	C. Phelps 82
11	L. Valbuena .302	J. Head 24	L. Valbuena 75	E. Carrera 35	J. Head 67
10	J. Constanza .319	J. Goedert 20	J. Brown 67	J. Constanza 34	J. Constanza 69
09	J. Brown .336	A. Marte 18	J. Brown 67	M. Brantley 46	M. Brantley 80
08	L. Broadway .266	Y. de Caster 10	L. Broadway 55	2 players tied 19	L. Broadway 56
07	B. Watson .313	M. Restovich 20	A. Nunez 68	B. Castro 34	B. Castro 63
06	A. Cannizaro .276	M. Jones 21	M. Jones 78	D. Garcia 21	2 players tied 69
05	M. Vento .291	M. Jones 27	M. Vento 84	K. Thompson 18	K. Reese 92
04	A. Phillips .318	A. Phillips 26	A. Phillips 85	3 players tied 10	A. Phillips 83
03	F. Seguinol .341	F. Seguinol 28	F. Seguinol 87	D. Henson 8	F. Seguinol 78
02	B. McMillon .301	D. Henson 18	S. Seabolt 68	2 players tied 7	2 players tied 72
01	K. Bridges .297	N. Johnson 18	E. Almonte 55	D. McDonald 20	N. Johnson 68
00	K. Robinson .318	2 players tied 23	R. Thompson 75	K. Robinson 37	A. Soriano 90
99	D. Jimenez .327	A. Powell 24	K. Bierek 95	D. Jimenez 26	2 players tied 97
98	M. Lowell .304	2 players tied 26	M. Lowell 99	S. Pose 47	M. Lowell 79
97	M. Howard .312	S. Spencer 30	I. Cruz 95	A. Fox 28	M. Howard 90
96	T. Woodson .288	I. Cruz 28	I. Cruz 96	T. Barker 24	I. Cruz 84
95	D. Jeter .317	R. Rivera 15	D. Sparks 90	A. Fox 22	D. Jeter 96
94	R. Davis .276	2 players tied 25	D. Silvestri 83	M. Humphreys 28	M. Humphreys 83
93	B. Masse .316	R. Davis 26	B. Masse 91	G. Williams 29	B. Masse 81
92	J. Snow .313	H. Meulens 26	H. Meulens 100	M. Humphreys 37	H. Meulens 96
91	J. Ramos .308	J. Leyritz 11	T. Lovullo 75	J. Walewander 54	J. Walewander 81
90	O. Azocar .291	H. Meulens 26	H. Meulens 96	J. Walewander 49	H. Meulens 81
89	H. Morris .326	2 players tied 17	H. Morris 66	S. Jefferson 18	H. Morris 70
88	H. Morris .296	2 players tied 8	T. Ward 50	T. Ward 28	T. Ward 55
87	P. Dalena .282	J. Buhner 31	J. Buhner 85	R. Kelly 51	J. Buhner 83
86	O. DeStrade .276	O. DeStrade 19	P. Dalena 72	D. McNealy 24	L. Hernandez 62
85	J. Bonilla .330	2 players tied 18	D. Pasqua 69	R. Hudler 29	K. Heath 83
84	S. Bradley .335	D. Briggs 15	S. Bradley 84	K. Heath 12	S. Bradley 84
83	M. Winters .292	B. Dayett 35	B. Dayett 108	O. Nixon 94	O. Nixon 129
82	T. Ashford .331	S. Balboni 32	T. Ashford 101	O. Nixon 46	T. Ashford 98
81	T. Ashford .300	S. Balboni 33	S. Balboni 98	W. Harer 11	T. Ashford 81
80	M. Brant .289	M. Brant 23	M. Brant 92	R. Holt 10	M. Brant 69
79	D. Werth .299	D. Werth 17	D. Werth 74	B. Brown 25	R. Holt 72
78	M. Easler .330	2 players tied 18	M. Easler 84	K. Allen 25	M. Easler 84
77	M. Easler .302	2 players tied 18	B. Oliver 85	M. Edwards 62	J. Nettles 89

League Leader

Homer Reign

From 1980-83, the Home Run King played in Columbus, as Marshall Brant (1980), Steve Balboni (1981-82) and Brian Dayett (1983) out-clubbed the rest of the IL. Balboni and Brant rank 1st and 2nd in career homers for Columbus, while Dayett's total in '83 ranks as the highest number hit in a season.

YEAR BY YEAR PITCHING LEADERS

YR	Wins	Saves	ERA	Strikeouts	IP
17	2 players tied 10	S. Armstrong 10	R. Merritt 3.03	S. Morimando 128	S. Morimando 159.1
16	2 players tied 11	S. Armstrong 9	R. Merritt 3.70	M. Clevinger 97	R. Merritt 143.1
15	T. Murata 15	S. Armstrong 16	T. Murata 2.90	T. Murata 101	T. Murata 164.1
14	T. Cloyd 10	M. Lowe 17	T. Cloyd 3.89	T. Cloyd 118	T. Cloyd 166.2
13	T. House 7	P. Guilmet 20	T. Bauer 4.15	T. House 110	T. House 141.2
12	2 players tied 11	C. Ray 11	C. Seddon 3.44	C. Kluber 128	D. Huff 134.0
11	Z. McAllister 12	J. Judy 23	J. Gomez 2.55	C. Kluber 143	Z. McAllister 154.2
10	2 players tied 10	V. Pestano 14	C. Carrasco 3.65	C. Carrasco 133	C. Carrasco 150.1
09	C. Lofgren 6	G. Aquino 16	Z. Jackson 6.05	K. Ray 68	Z. Jackson 99.2
08	C. Balester 9	B. Sanches 13	T. Clippard 4.66	T. Clippard 125	T. Clippard 143.0
07	T. Redding 9	C. Booker 30	C. Mihalak 3.00	C. Booker 83	C. Michalak 100.0
06	2 players tied 9	J. Veras 21	K. Wilson 3.40	C. Bean 116	K. Wilson 132.1
05	P. Munro 10	S. Proctor 14	P. Munro 4.56	A. Graman 96	P. Munro 116.1
04	2 players tied 11	S. Marsonек 17	B. Halsey 2.63	A. Graman 129	B. Halsey 144.0
03	J. De Paula 10	S. Marsonек 18	J. De Paula 4.35	J. De Paula 125	J. De Paula 167.2
02	M. Thurman 7	B. Knight 12	A. Graman 4.65	A. Hernandez 109	A. Graman 124.0
01	B. Knight 12	C. Almanzar 18	B. Jodie 3.01	B. Knight 173	B. Knight 162.1
00	B. Knight 10	J. Tessmer 34	T. Lilly 4.19	B. Knight 138	B. Knight 184.2
99	E. Yarnall 13	J. Tessmer 28	E. Yarnall 3.47	J. Juden 151	J. Juden 176.1
98	J. Alberro 8	T. Erdos 16	J. Alberro 4.52	M. Jerzembek 107	M. Jerzembek 140.1
97	W. Banks 14	D. Pavlas 12	M. Jerzembek 3.59	W. Banks 130	W. Banks 154.0
96	B. Boehringer 11	D. Pavlas 26	B. Boehringer 4.00	B. Boehringer 132	B. Boehringer 153.0
95	T. Rumer 10	D. Pavlas 18	K. Ojala 3.95	T. Rumer 110	K. Ojala 145.2
94	R. Clayton 12	J. Ausanio 13	D. Eiland 3.58	D. Eiland 84	K. Ojala 148.0
93	M. Hutton 10	B. Munoz 10	M. Hutton 3.18	M. Hutton 112	M. Hutton 133.0
92	2 players tied 12	M. Draper 37	S. Militello 2.29	S. Militello 152	B. Wickman 157.0
91	R. Clayton 11	R. Monteleone 17	R. Clayton 3.84	R. Clayton 100	R. Clayton 150.0
90	D. Eiland 16	R. Monteleone 9	D. Eiland 2.87	S. Adkins 138	S. Adkins 177.0
89	2 players tied 9	D. Noles 19	J. Jones 3.77	J. Jones 94	J. Jones 124.0
88	S. Nielsen 13	M. Kinnunen 13	S. Nielsen 2.40	H. Pena 109	S. Nielsen 172.1
87	2 players tied 12	A. Holland 11	B. Arnsberg 2.88	C. Speck 85	B. Fulton 144.2
86	S. Nielsen 11	3 players tied 6	S. Nielsen 3.47	M. Armstrong 103	B. Arnsberg 177.1
85	A. Pulido 11	D. Cooper 10	A. Pulido 3.39	J. Deshaies 106	A. Pulido 146.0
84	K. Faulk 11	M. Silva 14	J. Deshaies 2.39	J. Deshaies 117	J. Deshaies 135.2
83	D. Rasmussen 13	C. Kaufman 25	D. Rasmussen 4.57	D. Rasmussen 187	D. Rasmussen 181.0
82	J. Lewis 12	C. Kaufman 10	J. Lewis 2.60	J. Lewis 107	J. Lewis 166.0
81	2 players tied 11	J. Lewis 13	D. Wehrmeister 3.11	J. Pacella 135	B. Ryder 157.0
80	B. Kammeyer 15	D. Wehrmeister 8	K. Clay 1.96	D. Righetti 139	B. Kammeyer 176.0
79	B. Kammeyer 16	R. Anderson 21	P. Mirabella 3.88	P. Mirabella 98	B. Kammeyer 172.0
78	O. Jones 12	R. Nelson 10	O. Jones 4.57	O. Jones 169	O. Jones 181.0
77	T. Jones 15	M. Scott 12	E. Whitson 3.34	E. Whitson 120	T. Jones 190.0

League Leader

Unqualified

In both 2007 and 2009, the Clippers failed to have a pitcher reach the minimum requirement of innings pitched to qualify for the ERA title. Chris Michalak threw an even 100.0IP for the 2007 squad while Zach Jackson managed only 99.2IP for the 2009 Clippers, the only season in which the Clippers have not had a 100IP pitcher.

LAST TIME IT HAPPENED

5 hits in one game	Adam Moore	6/7/16 vs. Indianapolis
6 hits in one game	Matt Howard	5/3/97 at Norfolk
3 doubles in one game	Erik Gonzalez	8/7/16 at Louisville
2 triples in one game	Michael Martinez	7/8/15 at Toledo
3 steals in one game	Jose Ramirez	4/23/14 vs. Gwinnett
4 steals in one game	Ezequiel Carrera	4/28/12 vs. Norfolk
Lead Off HR	Tyler Naquin	6/21/17 at Louisville
2 HR in one game	Nellie Rodriguez	7/17/17 vs. Buffalo
HR from both sides of the plate	Abraham Nunez	7/12/07 vs. Charlotte
2 HR in one inning	Steve Balboni	6/28/82 at Pawtucket
3 HR in one game	Eric Stamets	5/29/17 vs. Norfolk
Inside the Park HR	Audy Ciriaco	6/15/14 vs. Scranton/WB
Grand Slam	Ronny Rodriguez	7/23/17 vs. Syracuse
Pinch-hit HR	Adam Moore	8/10/17 at Pawtucket
Walk-off HR	Tyler Naquin	7/20/17 vs. Syracuse
Hit for Cycle	Zach Walters	9/17/15 at Indianapolis*
5RBI in one game	Tyler Naquin	6/17/17 vs. Gwinnett
6RBI in one game	Eric Stamets	5/28/17 vs. Norfolk
7RBI in one game	Luis Valbuena	6/13/11 at Buffalo
8RBI in one game	Hensley Meulens	6/25/92 at Pawtucket
9RBI in one game	Jared Goedert	6/5/12 vs. Buffalo
10RBI in one game	Chad Huffman	4/21/11 vs. Louisville
Clippers turning triple play	2B Eric Stamets, SS Erik Gonzalez, 1B Richie Shaffer	8/22/17 at Toledo
10+ strikeouts in a game	Shawn Morimando (12)	6/27/17 at Charlotte
Complete Game, 7 innings	Shawn Morimando	7/30/17 at Norfolk
Complete Game, 9 innings	Shawn Morimando	7/2/17 at Toledo
CG Shutout, 7 innings	David Huff	5/8/12 at Scranton/WB
CG Shutout, 9 innings	Shawn Morimando	7/2/17 at Toledo
No-hitter, 5 innings	Mariano Rivera	6/26/95 vs. Rochester
No-hitter, 7 innings	Rod Scurry	7/25/77 vs. Richmond
No-hitter, 9 innings	Tyler Cloyd	7/30/14 vs. Louisville

*-in postseason



AWARDS & RECORDS

Yandy Diaz led the IL with a .350 batting average in 2017, giving him a franchise best mark of .331 in his Clippers career (2015-17).

CLIPPERS INTERNATIONAL LEAGUE INDIVIDUAL AWARD WINNERS

Most Valuable Player

Fernando Seguignol	2003
JT Snow	1992
Hensley Meulens	1990
Dan Pasqua	1985
Scott Bradley	1984
Tucker Ashford	1982
Marshall Brant	1980
Bobby Brown	1979

Most Valuable Pitcher

Ed Yarnall	1999
Sam Militello	1992
Dave Eiland	1990
Brad Armsberg	1987
Bob Kammeyer	1980
Rick Anderson	1979

Rookie of the Year

Yandy Diaz	2016
Kurt Bierek	1999
JT Snow	1992
Orestes Destrade	1986
Dan Pasqua	1985
Scott Bradley	1984

Manager of the Year

Mike Sarbaugh	2011
Joe Altobelli	1980

All-Star Game MVP

Richie Shaffer	2017
Andy Phillips	2004
Sam Marsonек	2003

IL "Star of Stars"

Mike Lowell	1998
Sam Militello	1992
Brian Dayett	1983

Executive of the Year

Ken Schnacke	1991, 2011
George Sisler, Jr	1979, 1980

Triple-A All-Star Game Selections

2017	Richie Shaffer (OF), Eric Stamets (SS)
2016	Shawn Armstrong (RP), Mike Clevinger (SP), Erik Gonzalez (SS)
2015	Shawn Armstrong (RP), Jesus Aguilar (1B), Tyler Holt (OF)
2014	Jesus Aguilar (1B), Roberto Perez (C)
2013	Omír Santos (C), Preston Guilmet (RP)
2012	Cord Phelps (2B), Russ Canzler (3B), Matt LaPorta (OF)
2011	Jeanmar Gomez (SP)*, Zach McAllister (SP), Jason Kipnis (2B), Luis Valbuena (SS)*
2010	Josh Tomlin (SP), Michael Brantley (OF)*, Jose Constanza (OF)
2009	Wyatt Toregas (C)*, Andy Marte (3B)*, Jordan Brown (OF)
2008	Brian Sanches (RP), Garrett Mock (SP)
2007	Chris Booker (RP), Brandon Waston (OF)
2006	Kris Wilson (SP)*
2005	Mitch Jones (1B), Michael Vento (OF)
2004	Alex Graman (SP), Andy Phillips (1B), Sam Marsonек (RP)*
2003	Sam Marsonек (RP)
2002	Billy McMillon (OF)
2001	Erick Almonte (SS), Brett Jodie (SP), Nick Johnson (1B)
2000	Alfonso Soriano (SS), Jay Tessmer (RP)
1999	D'Angelo Jimenez (SS), Izzy Molina (C), Jay Tessmer (RP), Bubba Carpenter (OF)*, Ed Yarnall (SP)*
1998	Mike Figga (C), Mike Lowell (3B), Todd Erds (SP)*
1997	Ivan Cruz (1B)
1996	Ivan Cruz (1B), Dave Pavlas (RP)
1995	Derek Jeter (SS)
1994	Kirt Ojala (SP)
1993	Billy Masse (OF)
1992	Mike Draper (RP), Hensley Meulens (3B), Sam Militello (SP), Bob Wickman (SP), Bernie Williams (OF), Gerald Williams (OF)
1991	Mike Humphreys (OF)
1990	Brian Dorsett (C), Hensley Meulens (OF), Kevin Mmahat (SP)
1989	Brian Dorsett (C), Kevin Maas (OF), Hal Morris (1B), Randy Velarde (SS)
1988	Bob Geren (C), Mike Kinnunen (RP), Scott Nielsen (SP)

Post Season All-Star Selections

2015	Jesus Aguilar (DH)
2012	Cord Phelps (2B)
2011	Jason Kipnis (2B), Luis Valbuena (Util)
2010	Jose Constanza (OF)
2009	Andy Marte (3B), Jordan Brown (OF)
2003	Fernando Seguignol (DH)
1999	D'Angelo Jimenez (SS), Brian Raabe (2B), Jay Tessmer (RP), Ed Yarnall (SP)
1997	Matt Howard (SS)
1996	Ivan Cruz (1B), Jorge Posada (C)
1995	Derek Jeter (SS), Jorge Posada (C), Don Sparks (1B)
1993	Billy Masse (OF)
1992	Mike Draper (RP), Torey Lovullo (DH), Hensley Meulens (3B), Sam Militello (SP), Dave Silvestri (SS), JT Snow (1B), Bernie Williams (OF), Gerald Williams (OF)
1990	Brian Dorsett (C), Dave Eiland (SP), Hensley Meulens (OF)
1989	Kevin Maas (DH), Hal Morris (1B), Randy Velarde (SS)
1988	Bob Geren (C), Randy Velarde (SS)
1987	Brad Armsberg (SP), Jay Buhner (OF), Roberto Kelly (OF), Jeff Moronko (3B)
1986	Pete Dalena (DH), Paul Zuvella (SS)
1985	Juan Bonilla (2B), Dan Pasqua (OF)
1984	Scott Bradley (C), Dan Briggs (1B), Kelly Faulk (SP), Rex Hudler (2B)
1983	Brian Dayett (OF), Otis Nixon (OF)
1982	Tucker Ashford (3B), Marshall Brant (DH), Curt Kaufman (RP), Don Mattingly (OF)
1981	Steve Balboni (DH), Andre Robertson (SS)
1980	Marshall Brant (1B), Bob Kammeyer (SP)
1979	Rick Anderson (RP), Bobby Brown (OF), Brad Gulden (C), Roger Holt (2B)
1978	Dale Berra (SS), Mike Easler (OF)
1977	Mike Edwards (2B)

CLIPPER OF THE YEAR RECIPIENTS

YEAR	NAME	POS	STATS	NOTES
2017	Yandy Diaz	3B	.350, 5HR, 33RBI, .454OBP	Led IL in batting and OBP
	Ronny Rodriguez	2B	.291, 17HR, 64RBI, 15SB	Played every position except C, P
2016	Erik Gonzalez	SS	.296, 11HR, 53RBI, 12SB	Med ML debut in July
2015	Michael Martinez	2B	.289, 5HR, 42RBI, 11SB	Hit .333 over final three months
	Adam Moore	C	.282, 6HR, 44RBI, .997FLD%	Hit .471 with 3HR, 10RBI in playoffs
2014	Jesus Aguilar	1B	.304, 19HR, 77RBI, .511SLG	6 th in IL in batting, ML debut in May
	Giovanny Urshela	3B	.276, 13HR, 65RBI, .977FLD%	Led IL 3B in fielding %
2013	Preston Guilmet	RP	5-4, 20 saves, 1.68ERA, 0.89WHIP	Midseason All-Star
	Danny Salazar	SP	4-2, 2.73ERA, 59.1IP, 78K	Made ML debut in July
2012	Cord Phelps	2B	.276, 16HR, 62RBI, 34 doubles	Mid and Postseason IL All-Star
2011	Jerad Head	OF	.284, 24HR, 70RBI, .526SLG	2 nd in IL in SLG, 3 rd in HR
	Luis Valbuena	SS	.302, 17HR, 75RBI, .372OBP	Mid and Postseason IL All-Star
2010	Jose Constanza	OF	.319, 1HR, 32RBI, 34SB	2 nd in IL in average, 4 th in SB
2009	Jordan Brown	OF	.336, 15HR, 67RBI, .532SLG	Led IL in average, 3 rd in SLG
2008	Larry Broadway	1B	.266, 9HR, 55RBI, 29 doubles	2 nd among IL 1B in fielding %
2007	Brandon Watson	OF	.313, 2HR, 29RBI, 17SB	43 game hit streak (IL record)
2006	Andy Cannizaro	SS	.276, 3HR, 32RBI, 32 doubles	Made ML debut in September
2005	Kevin Reese	OF	.276, 14HR, 69RBI, 16SB, 92R	Made ML debut in June
2004	Andy Phillips	1B	.318, 26HR, 85RBI, .569SLG	Walk-off HR in All-Star Game
	Colter Bean	RP	9-3, 2.29ERA, 109K, 82.2IP	6 th in IL in appearances (53)
2003	Fernando Seguinol	1B	.341, 28 HR, 87 RBI, .624 SLG	Led IL in average, HR; 2 nd in RBI
2002	Juan Rivera	OF	.325, 8HR, 47RBI, 21 doubles	Played in only 65 games
2001	Brandon Knight	SP	12-7, 3.66ERA, 173K, 3CG	Led IL in strikeouts
2000	Jay Tessmer	RP	4-8, 34 saves, 3.80ERA, 40K	Set Clippers' career saves record
1999	D'Angelo Jimenez	SS	.327, 15HR, 88RBI, 26SB, 97R	Made ML debut in September
	Ed Yarnall	SP	13-4, 3.47ERA, 146K, 145.2IP	Led IL in ERA, ML debut in July
1998	Mike Lowell	3B	.304, 26HR, 99RBI, 34 doubles	Made ML debut in September
1997	Ivan Cruz	1B	.300, 24HR, 95RBI, 35 doubles	Made ML debut in July
	Shane Spencer	OF	.241, 30HR, 86RBI, 34 doubles	Led IL in extra base hits
1996	Dave Pavlas	RP	8-2, 26 saves, 1.99ERA, 5K/BB	Led IL in saves
	Tracy Woodson	3B	.288, 21HR, 81RBI, 34 doubles	Personal best in HR
1995	Derek Jeter	SS	.317, 2HR, 45RBI, 20SB, 96R	Led IL in runs
1994	Don Sparks	1B	.272, 7HR, 63RBI, 21 doubles	Led Clippers in games, hits
1993	Billy Masse	OF	.316, 19HR, 91RBI, .560SLG	Led IL in walks, extra base hits
1992	Sam Militello	SP	12-2, 2.29ERA, 152K, 2SHO	Led IL in ERA, ML debut in Aug.
	JT Snow	1B	.313, 15HR, 78RBI, .395OBP	Led IL in avg., ML debut in Sept.
1991	John Ramos	C	.308, 10HR, 63RBI, .393OBP	Made ML in September
1990	Dave Eiland	SP	16-5, 2.87ERA, 11CG, 3SHO	Led IL in wins, complete games
	Hensley Meulens	OF	.285, 26HR, 96RBI, 81R	Led IL in total bases
1989	Brian Dorsett	C	.250, 17HR, 62RBI, 21 doubles	Hit HR in Triple-A All-Star Game
1988	Hal Morris	1B	.326, 17HR, 66RBI, 24 doubles	Led IL in average
	Scott Nielsen	SP	13-6, 2.40ERA, 8CG, 3SHO	Threw no-hitter June 8 vs. Maine
1987	Jay Buhner	OF	.276, 31HR, 85RBI, 83R	Led IL in HR, ML debut in Sept.
	Roberto Kelly	OF	.276, 13HR, 62RBI, 51SB	Led IL in SB, ML debut in July
1986	Orestes Destrade	1B	.276, 19HR, 56RBI, 21 doubles	IL Rookie of the Year
1985	Dan Pasqua	OF	.321, 18HR, 69RBI, .599SLG	Made ML debut in May
1984	Scott Bradley	C/OF	.335, 6HR, 84RBI, 180 hits	Set Clippers' season hits record
1983	Brian Dayett	OF	.288, 35HR, 108RBI, 105R	Set franchise HR, RBI records
1982	Tucker Ashford	3B	.331, 10HR, 101RBI, 98R	3 rd highest avg. in Clipper history
1981	Tucker Ashford	3B	.300, 17HR, 86RBI, 32 doubles	Led IL in total bases
1980	Marshall Brant	1B	.289, 23HR, 92RBI, 22 doubles	Made ML debut in October
1979	Roger Holt	2B	.280, 1HR, 33RBI, 72R	Hit walk-off single to win Gov. Cup
	Dennis Werth	1B	.299, 17HR, 74RBI, 27 doubles	Made ML debut in September
1978	George Sisler, Jr	GM	Led the IL in attendance at 324,510	
1977	John Lipon	MGR	Took over for Tim Murtaugh and guided team to 54-51 record	

•49 of 53 Clippers of the Year have played in the Major Leagues (Masse, Sparks, Broadway, Rodriguez) •9 have played in a total of 17 World Series (Jeter-7; Lowell, Spencer-2; Martinez, Morris, Rivera, Salazar, Snow, Woodson-1)
 •2 have won a World Series MVP (Jeter-2000, Lowell-2007) •5 have played in a total of 22 All-Star Games (Jeter-14; Lowell-4; Kelly-2; Buhner, Salazar-1) •1 has won an All-Star Game MVP (Jeter-2000) •4 have won a total of 14 Gold Gloves (Snow-7; Jeter-5; Buhner, Lowell-1) •2 have won a total of 6 Silver Sluggers (Jeter-5, Lowell-1) •1 has won Rookie of the Year (Jeter-1996)

TOP TEN SINGLE SEASON BATTING LEADERS

Games Played

1. Gerald Williams	142	1992
2. Hensley Meulens	141	1992
3. Don Sparks	139	1994
4. Scott Bradley	138	1984
Otis Nixon	138	1983
6. Jesus Aguilar	137	2016
Don Sparks	137	1995
Tucker Ashford	137	1982
9. Tim Fedroff	136	2013
Hensley Meulens	136	1990
Leo Hernandez	136	1986

Average (min. 389 PA)

1. Fernando Seguinol	.341	2003
2. Jordan Brown	.336	2009
3. Scott Bradley	.335	1984
4. Tucker Ashford	.331	1982
5. Mike Easler	.330	1978
6. Juan Bonilla	.330	1985
7. D'Angelo Jimenez	.327	1999
8. Brian Raabe	.327	1999
9. Hal Morris	.326	1989
10. Yandy Diaz	.325	2016

At Bats

1. Otis Nixon	557	1983
2. Gerald Williams	547	1992
3. Don Sparks	545	1995
4. Kevin Reese	540	2005
Tucker Ashford	540	1982
6. Scott Bradley	538	1984
7. Hensley Meulens	534	1992
8. Kurt Bierek	532	1999
9. Mike Edwards	531	1977
10. D'Angelo Jimenez	526	1999

Hits

1. Scott Bradley	180	1984
2. Tucker Ashford	179	1982
3. D'Angelo Jimenez	172	1999
4. Don Sparks	170	1995
5. Otis Nixon	162	1983
6. Brian Raabe	161	1999
7. Mike Edwards	157	1977
8. Gerald Williams	156	1992
9. Mike Lowell	155	1998
10. Derek Jeter	154	1995
J.T. Snow	154	1992

Runs

1. Otis Nixon	129	1983
2. Brian Dayett	105	1983
3. Tucker Ashford	98	1982
4. D'Angelo Jimenez	97	1999
Alonzo Powell	97	1999
6. Derek Jeter	96	1995
Hensley Meulens	96	1992
8. Brian Raabe	93	1999
9. Kevin Reese	92	2005
Gerald Williams	92	1992

Total Bases

1. Brian Dayett	281	1983
2. Mike Lowell	273	1998
3. Kurt Bierek	268	1999
4. D'Angelo Jimenez	259	1999
5. Jay Buhner	258	1987
6. Hensley Meulens	257	1992
7. Tucker Ashford	252	1982
8. Fernando Seguinol	251	2003
Marshall Brant	251	1982
10. Tucker Ashford	250	1981

Doubles

1. Kurt Bierek	42	1999
2. Drew Henson	40	2003
3. Kevin Reese	38	2005
4. Michael Vento	37	2005
5. Russ Canzler	36	2012
Bobby Smith	36	2003
7. Jordan Brown	35	2009
Brian Raabe	35	1999
Ivan Cruz	35	1997
Billy Masse	35	1993
Leo Hernandez	35	1986
Tucker Ashford	35	1982

Triples

1. Mike Patterson	12	1982
2. Pete Orr	11	2008
3. John Rodriguez	10	2004
Scott Pose	10	1998
Chris Singleton	10	1998
Don Sparks	10	1995
Dave Augustine	10	1977
8. Jason Kipnis	9	2011
Donzell McDonald	9	2001
Kerry Robinson	9	2000
Derek Jeter	9	1995
Jalal Leach	9	1994
Bernie Williams	9	1992

Home Runs

1. Brian Dayett	35	1983
2. Steve Balboni	33	1981
3. Steve Balboni	32	1982
4. Jay Buhner	31	1987
Marshall Brant	31	1982
6. Richie Shaffer	30	2017
Jesus Aguilar	30	2016
Shane Spencer	30	1997
9. Matt Winters	29	1983
10. Fernando Seguinol	28	2003
Ivan Cruz	28	1996

RBI

1. Brian Dayett	108	1983
2. Tucker Ashford	101	1982
3. Hensley Meulens	100	1992
4. Mike Lowell	99	1998
Matt Winters	99	1983
6. Steve Balboni	98	1981
7. Ivan Cruz	96	1996
Hensley Meulens	96	1990
Marshall Brant	96	1982
10. Kurt Bierek	95	1999
Mike Figga	95	1998
Ivan Cruz	95	1997
Marshall Brant	95	1981

Stolen Bases

1. Otis Nixon	94	1983
2. Mike Edwards	62	1977
3. Jim Walewander	54	1991
4. Roberto Kelly	51	1987
5. Jim Walewander	49	1990
6. Scott Pose	47	1998
7. Michael Brantley	46	2009
Otis Nixon	46	1982
9. Ezequiel Carrera	43	2013
10. Kerry Robinson	37	2000
Mike Humphreys	37	1992

Walks

1. Matt Winters	112	1983
2. Kelly Heath	101	1985
3. Otis Nixon	96	1983
4. Jim Walewander	90	1990
Matt Winters	90	1984
6. Jeremy Hermida	88	2013
Dennis Werth	88	1979
8. Dave Silvestri	83	1994
9. Alonzo Powell	82	1999
Billy Masse	82	1993

Strikeouts

1. Richie Shaffer	188	2017
2. Nellie Rodriguez	181	2017
3. Mitch Jones	174	2005
4. Hensley Meulens	168	1992
5. Drew Henson	151	2002
6. Jeremy Hermida	149	2013
7. Steve Balboni	146	1981
8. Mitch Jones	145	2006
9. Hensley Meulens	132	1990
10. Carlos Moncrief	130	2014

On Base Percentage (389 PA)

1. Yandy Diaz	.454	2017
2. Matt Winters	.439	1983
3. Billy Masse	.438	1993
4. Mike Easler	.425	1978
5. Steve Nicosia	.420	1978
6. Bubba Carpenter	.419	1999
7. Dennis Werth	.417	1979
8. Alonzo Powell	.414	1999
9. Tom Wilson	.410	2000
10. Kelly Heath	.408	1985

Slugging Percentage (389 PA)

1. Fernando Seguinol	.624	2003
2. Brian Dayett	.587	1983
3. Andy Phillips	.569	2004
4. Matt Winters	.564	1983
5. Ivan Cruz	.561	1997
6. Bubba Carpenter	.560	1999
7. Billy Masse	.560	1993
8. Ricky Ledee	.553	1996
9. John Rodriguez	.542	2004
10. Russ Davis	.538	1994

Longest Hitting Streaks

1. Brandon Watson	43	2007
2. Yandy Diaz	28	2016
3. Brian Raabe	24	1999
4. Giovanni Urshela	21	2016
5. Ezequiel Carrera	20	2012
Felix Escalona	20	2004
Kary Bridges	20	2001

TOP TEN CAREER BATTING LEADERS

Games Played

1. Bubba Carpenter	574
2. Pete Dalena	486
3. Don Sparks	472
4. Mike Humphreys	458
5. Andy Stankiewicz	452
6. Juan Espino	439
7. Marshall Brant	422
8. Hensley Meulens	421
9. Jesus Aguilar	386
10. Mike Patterson	370

Average (min. 584 PA)

1. Yandy Diaz	.331
2. Scott Bradley	.327
3. Juan Rivera	.325
4. Derek Jeter	.324
5. Matt Howard	.322
6. Don Mattingly	.321
7. Tucker Ashford	.316
8. Mike Easler	.316
9. Jordan Brown	.315
10. Hal Morris	.311

At Bats

1. Bubba Carpenter	1848
2. Don Sparks	1738
3. Pete Dalena	1678
4. Mike Humphreys	1638
5. Hensley Meulens	1547
6. Andy Stankiewicz	1490
7. Marshall Brant	1466
8. Jesus Aguilar	1452
9. Cord Phelps	1379
10. D'Angelo Jimenez	1335

Hits

1. Don Sparks	490
2. Bubba Carpenter	476
3. Mike Humphreys	448
4. Pete Dalena	438
5. Hensley Meulens	402
6. D'Angelo Jimenez	397
7. Cord Phelps	395
Marshall Brant	395
9. Jesus Aguilar	393
10. Andy Stankiewicz	368

Runs

1. Mike Humphreys	296
2. Bubba Carpenter	294
3. Marshall Brant	256
4. Hensley Meulens	251
5. Dave Silvestri	231
6. D'Angelo Jimenez	225
7. Andy Stankiewicz	211
8. Ricky Ledee	205
9. Don Sparks	204
10. Cord Phelps	203
Mike Patterson	203

Total Bases

1. Bubba Carpenter	768
2. Marshall Brant	733
3. Hensley Meulens	712
4. Don Sparks	704
5. Pete Dalena	691
6. Jesus Aguilar	685
7. Mike Humphreys	645
8. Steve Balboni	617
9. D'Angelo Jimenez	609
10. Dave Silvestri	597

Doubles

1. Cord Phelps	95
2. Bubba Carpenter	90
3. Pete Dalena	89
Don Sparks	89
5. Jesus Aguilar	86
6. Shane Spencer	83
7. Mike Humphreys	82
8. Michael Vento	79
9. D'Angelo Jimenez	78
10. Drew Henson	76

Triples

1. Mike Patterson	25
Don Sparks	25
3. Jalal Leach	19
4. Bob Meacham	17
Scott Pose	17
Andy Stankiewicz	17
7. Donzell McDonald	16
Bernie Williams	16
9. Gerald Williams	15
10. Bubba Carpenter	14
Mike Humphreys	14
Jorge Posada	14

Home Runs

1. Steve Balboni	92
2. Marshall Brant	86
3. Hensley Meulens	73
4. Jesus Aguilar	68
5. Ivan Cruz	65
6. Andy Phillips	59
7. Bubba Carpenter	58
Dave Silvestri	58
9. Shane Spencer	56
10. Ricky Ledee	54

RBI

1. Marshall Brant	302
2. Hensley Meulens	266
3. Steve Balboni	265
4. Jesus Aguilar	262
5. Bubba Carpenter	260
6. Don Sparks	252
7. Pete Dalena	242
8. Ivan Cruz	227
9. Dave Silvestri	221
10. Cord Phelps	202

Stolen Bases

1. Otis Nixon	140
2. Mike Humphreys	117
3. Ezequiel Carrera	115
4. Jim Walewander	103
5. Andy Stankiewicz	74
Gerald Williams	74
7. Mike Edwards	62
Roberto Kelly	62
9. Scott Pose	60
10. Michael Brantley	59

Walks

1. Bubba Carpenter	276
2. Matt Winters	240
3. Mike Humphreys	238
4. Dave Silvestri	209
5. Marshall Brant	196
6. Tim Fedroff	190
7. Billy Masse	188
8. Hensley Meulens	180
9. Cord Phelps	173
10. Butch Hobson	169

Strikeouts

1. Hensley Meulens	466
2. Dave Silvestri	366
3. Drew Henson	358
4. Bubba Carpenter	354
5. Marshall Brant	347
6. Jesus Aguilar	321
7. Mitch Jones	319
8. Steve Balboni	305
9. Mike Humphreys	281
Ricky Ledee	281

On Base Percentage (584PA)

1. Yandy Diaz	.419
2. Mike Easler	.414
3. Matt Winters	.412
4. Andy Fox	.405
5. Derek Jeter	.403
6. Dennis Werth	.403
7. Otis Nixon	.400
8. Matt Howard	.394
9. Don Mattingly	.394
10. Tucker Ashford	.390

Slugging Percentage (584PA)

1. Steve Balboni	.580
2. Brian Dayett	.555
3. Mike Lowell	.543
4. Andy Phillips	.534
5. Ivan Cruz	.527
6. Ricky Ledee	.524
7. Mike Easler	.515
8. Shane Spencer	.513
9. Juan Rivera	.512
10. Russ Davis	.510

TOP TEN SINGLE SEASON PITCHING LEADERS

Wins

1. Dave Eiland	16	1990
Bob Kammeyer	16	1979
3. Toru Murata	15	2015
Steve Adkins	15	1990
Bob Kammeyer	15	1980
Tim Jones	15	1977
7. Willie Banks	14	1997
8. Ed Yarnall	13	1999
Scott Nielsen	13	1988
Dennis Rasmussen	13	1983
Rick Anderson	13	1979

Losses

1. Tyler Clippard	13	2008
Ed Whitson	13	1977
3. Adam Plutko	12	2017
Brandon Knight	12	2000
Ryan Bradley	12	1999
Jeff Juden	12	1999
Brad Arnsberg	12	1986
Chris Welsh	12	1980
9. Corey Kluber	11	2011
Jorge De Paula	11	2003
Ted Lilly	11	2000
Roger Slagle	11	1979
Steve Hargan	11	1978

ERA (min. 115.2 IP)

1. Ken Clay	1.96	1980
2. Sam Militello	2.29	1992
3. Jim Deshaies	2.39	1984
4. Scott Nielsen	2.40	1988
5. Jeanmar Gomez	2.55	2011
6. Greg Cochran	2.56	1980
7. Jim Lewis	2.60	1982
8. Brad Halsey	2.63	2004
9. Russ Springer	2.69	1992
10. Chris Welsh	2.73	1980

Appearances

1. Colter Bean	65	2005
2. Jay Tessmer	63	2002
3. Dale Polley	62	1997
4. Jay Tessmer	60	2000
5. Danny Rios	58	1997
Royal Clayton	58	1994
7. Dave Pavlas	57	1996
Mike Draper	57	1992
9. Eric Gunderson	56	2001
10. Chris Booker	55	2007
Jason Anderson	55	2005
Darrin Chapin	55	1991
Curt Kaufman	55	1982
Paul Boris	55	1981

Hits

1. Tim Jones	207	1977
2. Clay Christiansen	196	1983
3. Tyler Cloyd	188	2014
4. Bill Fulton	179	1987
5. Bob Kammeyer	178	1979
6. Shawn Morimando	177	2017
7. Bob Kammeyer	176	1980
8. Yohan Pino	175	2010
Roger Erickson	175	1983
Ed Whitson	175	1977

Innings Pitched

1. Tim Jones	190.0	1977
2. Brandon Knight	184.2	2000
3. Dennis Rasmussen	181.0	1983
Odell Jones	181.0	1978
5. Brad Arnsberg	177.1	1986
6. Steve Adkins	177.0	1990
7. Jeff Juden	176.1	1999
8. Bob Kammeyer	176.0	1980
9. Dave Eiland	175.1	1990
10. Ed Whitson	175.0	1977

Saves

1. Mike Draper	37	1992
2. Jay Tessmer	34	2000
3. Chris Booker	30	2007
4. Jay Tessmer	28	1999
5. Dave Pavlas	26	1996
6. Curt Kaufman	25	1983
7. Josh Judy	23	2011
8. Jose Veras	21	2006
Rick Anderson	21	1979
10. Preston Guilmet	20	2013

Complete Games

1. Bob Kammeyer	13	1980
Chris Welsh	13	1980
3. Dave Eiland	11	1990
4. Bob Kammeyer	10	1979
Odell Jones	10	1978
6. Brad Arnsberg	9	1987
Jim Deshaies	9	1984
Paul Mirabella	9	1979
9. Ed Whitson	9	1977
Brandon Knight	8	2000
Scott Nielsen	8	1988
Dennis Rasmussen	8	1983
Tim Jones	8	1977

Shutouts

1. Jim Deshaies	4	1984
2. Shawn Morimando	3	2017
Dave Eiland	3	1990
Wade Taylor	3	1990
Scott Nielsen	3	1988
Ken Clay	3	1980
7. 19 tied	2	

Starts

1. Brandon Knight	28	2000
Brad Arnsberg	28	1986
Dennis Rasmussen	28	1983
4. Corey Kluber	27	2011
Tyler Clippard	27	2008
Jorge De Paula	27	2003
Steve Adkins	27	1990
Brian Ryder	27	1981
Bob Kammeyer	27	1979
10. 13 tied	26	

Earned Runs

1. Jeff Juden	109	1999
2. Ryan Bradley	100	1999
3. Clay Christiansen	97	1983
4. Greg Cochran	96	1982
5. Ray Ricken	94	1997
6. Corey Kluber	93	2011
Yohan Pino	93	2010
Edward Martel	93	1992
9. Dennis Rasmussen	92	1983
Odell Jones	92	1978

Home Runs Allowed

1. Ryan Bradley	28	1999
2. David Huff	27	2012
3. Tyler Cloyd	26	2014
4. Yohan Pino	25	2010
5. Adam Plutko	24	2017
Jeff Juden	24	1999
7. Denny Lail	23	2000
8. Shawn Morimando	22	2017
Jorge De Paula	22	2005
Jorge De Paula	22	2003
Chris Nichting	22	1999

Strikeouts

1. Dennis Rasmussen	187	1983
2. Brandon Knight	173	2001
3. Odell Jones	169	1978
4. Sam Militello	152	1992
5. Jeff Juden	151	1999
6. Ed Yarnall	146	1999
7. Corey Kluber	143	2011
8. Dave Righetti	139	1980
9. Brandon Knight	138	2000
Steve Adkins	138	1990

Walks

1. Dennis Rasmussen	108	1983
2. Dave Righetti	101	1980
3. Steve Adkins	98	1990
4. Brian Ryder	97	1981
5. John Pacella	91	1981
6. Ray Ricken	81	1997
Clay Christiansen	81	1983
8. Jeff Juden	76	1999
Tim Rumer	76	1995
10. Alan Mills	75	1991

WHIP (min. 115.2 IP)

1. Sam Militello	1.061	1992
2. Dave Eiland	1.067	1990
3. Scott Nielsen	1.068	1988
4. Rick Langford	1.082	1988
5. Kris Wilson	1.088	2006
6. Lee Guetterman	1.119	1988
7. Greg Cochran	1.121	1980
8. Chris Seddon	1.130	2012
9. Ken Clay	1.130	1980
10. Mark Hutton	1.135	1993

TOP TEN CAREER PITCHING LEADERS

Wins

1. Dave Eiland	61
2. Royal Clayton	41
3. Scott Nielsen	33
4. David Huff	32
5. Alex Graman	31
Bob Kammeyer	31
7. Jim Lewis	30
Dave Wehrmeister	30
9. Toru Murata	29
10. Kirt Ojala	27

Losses

1. Alex Graman	31
2. Dave Eiland	30
3. Royal Clayton	27
Dave Wehrmeister	27
5. Brandon Knight	26
6. Andy Cook	25
Scott Nielsen	25
8. Kirt Ojala	23
Scott Patterson	23
Jorge De Paula	23

ERA (min. 174 IP)

1. Colter Bean	2.69
2. Bob Davidson	2.69
3. Josh Tomlin	2.74
4. Jeff Johnson	2.91
5. Don Cooper	2.92
6. Wade Taylor	2.98
7. Dave Pavlas	3.02
8. Scott Nielsen	3.07
9. Zach McAllister	3.12
10. Jimmy Jones	3.24

Appearances

1. Colter Bean	215
2. Jay Tessmer	186
3. Royal Clayton	177
4. Dave Pavlas	169
5. Frank Herrmann	142
6. Sam Marsonек	138
7. Andy Cook	137
8. Mike Buddie	134
9. Jim Lewis	133
10. Dave Eiland	131

Hits

1. Dave Eiland	748
2. Royal Clayton	539
3. Dave Wehrmeister	491
4. Alex Graman	486
5. Clay Christiansen	450
6. Kirt Ojala	440
7. Andy Cook	436
8. Brandon Knight	413
9. Scott Patterson	410
10. David Huff	406

Innings Pitched

1. Dave Eiland	767.0
2. Dave Wehrmeister	523.2
3. Royal Clayton	513.2
4. Alex Graman	494.0
5. Andy Cook	433.2
6. Scott Nielsen	428.0
7. Brandon Knight	427.2
8. Clay Christiansen	420.1
9. Kirt Ojala	419.2
10. Jim Lewis	409.0

Saves

1. Jay Tessmer	71
2. Dave Pavlas	57
3. Sam Marsonек	42
4. Chris Booker	38
5. Mike Draper	37
6. Shawn Armstrong	35
Curt Kaufman	35
8. Rich Monteleone	26
9. Josh Judy	25
Jim Lewis	25

Complete Games

1. Bobb Kammeyer	23
2. Dave Eiland	19
3. Brad Arnsberg	15
Scott Nielsen	15
5. Chris Welsh	13
6. Jim Deshaies	12
Brandon Knight	12
Dennis Rasmussen	12
9. Jamie Werly	11
10. Greg Cochran	10
Odell Jones	10
Dave Righetti	10
Ed Whitson	10

Shutouts

1. Dave Righetti	5
2. Brad Arnsberg	4
Jim Deshaies	4
Dave Eiland	4
Scott Nielsen	4
Wade Taylor	4
7. Shawn Morimando	3
Ken Clay	3
9. 21 tied	2

Starts

1. Dave Eiland	127
2. Alex Graman	84
3. Jorge De Paula	65
4. Kirt Ojala	63
5. David Huff	61
Scott Nielsen	61
7. Brandon Knight	60
8. Greg Cochran	58
Dave Wehrmeister	58
10. Toru Murata	55
Adrian Hernandez	55

Earned Runs

1. Dave Eiland	292
2. Dave Wehrmeister	228
3. Scott Patterson	225
4. Alex Graman	218
5. Royal Clayton	215
6. Andy Cook	206
7. Kirt Ojala	204
8. Jorge De Paula	194
9. Greg Cochran	192
Brandon Knight	192

Home Runs Allowed

1. Jorge De Paula	58
2. Dave Eiland	56
3. David Huff	54
4. Alex Graman	49
5. Toru Murata	45
6. Ryan Bradley	43
Brandon Knight	43
Scott Patterson	43
Dave Wehrmeister	43
10. Kirt Ojala	40

Strikeouts

1. Dave Eiland	437
2. Alex Graman	433
3. Brandon Knight	392
4. Colter Bean	377
5. Dave Wehrmeister	341
6. Adrian Hernandez	338
7. Royal Clayton	307
8. Corey Kluber	291
9. Jim Lewis	283
10. Jorge De Paula	276

Walks

1. Dave Wehrmeister	236
2. Alex Graman	189
3. Clay Christiansen	184
4. Scott Patterson	181
5. Jim Lewis	174
6. Adrian Hernandez	172
7. Kirt Ojala	171
8. Greg Cochran	170
9. Andy Cook	168
10. Royal Clayton	166

WHIP (min. 174 IP)

1. Josh Tomlin	1.034
2. Jimmy Jones	1.127
3. Dave Pavlas	1.142
4. Carlos Carrasco	1.157
5. Dave Eiland	1.168
6. Zach McAllister	1.183
7. Bob Davidson	1.193
8. Kris Wilson	1.197
9. Colter Bean	1.210
10. Scott Nielsen	1.229

SINGLE SEASON TEAM RECORDS

BATTING				
	High	Year	Low	Year
At Bats	4,945	2010	4,421	1980
Runs	898	1983	498	1988
Hits	1,407	2010	1,099	1980
Singles	931	2010	773	1996
Doubles	305	1999	190	1980
Triples	61	1995	18	2009
Home Runs	182	1983	70	1988
Total Bases	2,343	1998	1,598	1988
Sacrifice Hits	77	1980	21	1993
Sacrifice Flies	62	1983	26	1978
Stolen Bases	193	1977	47	1981
Caught Stealing	100	1991	24	2011
Walks	741	1983	388	2002
Strikeouts	1,297	2017	634	1979
Hit by Pitch	75	2004	20	1984
RBI	826	1983	449	1988
Average	.289	1999	.242	1988
Slugging Pct.	.473	1999	.340	1988
On Base Pct.	.383	1981	.304	1988
Grounded into DP	149	2010	85	1984
Left on Base	1,090	1982	925	1977
Shutouts	15	2013	3	1994

PITCHING				
	High	Year	Low	Year
ERA	5.08	1983	2.92	1980
Saves	55	1992	24	1978, 80
Strikeouts	1,239	2013	621	1986
Walks	638	1983	356	1996
Homeruns Allowed	156	1998	66	1990
Shutouts	16	1990, 2016	2	2009
Complete Games	49	1980	0	2007
Innings Pitched	1,287.0	2013	1,166.2	1978
Runs	788	1983	477	1980
Earned Runs	694	1983	388	1980
Hits	1,407	2009	1,012	1980
Hit Batters	69	1996	17	1987
Wild Pitches	84	1995	32	1987

DEFENSE				
	High	Year	Low	Year
Fielding Pct.	.984	2017	.965	1978
Errors	178	1978	80	2017
Double Plays	157	1984	102	1978

MISCELLANEOUS RECORDS				
	High	Year	Low	Year
Players Used	70	2008, 09	32	1980
Extra Inning Games	21	2013	7	1994
Attendance	666,797	2009	324,510	1978

Clipper Seasons Ranked by Winning Percentage			
1.	1992 ^{GC}	95-49	.660
2.	1981 ^{GC}	88-51	.633
3.	1979 ^{GC}	85-54	.612
4.	2011 ^{GC}	88-56	.611
5.	1996 ^{GC}	85-57	.599
6.	1990 ^{RU}	87-59	.596
7.	1980 ^{GC}	83-57	.593
	1983	83-57	.593
9.	1991 ^{GC}	85-59	.590
10.	1984	82-57	.590
11.	1999	83-58	.589
12.	2015 ^{GC}	83-61	.576
13.	2016	82-62	.569
14.	1982	79-61	.564
15.	1993	78-62	.557
16.	1997 ^{RU}	79-63	.556
17.	2004	80-64	.556
18.	1987 ^{GC}	77-63	.550
19.	2010 ^{GC}	79-65	.549
	2014	79-65	.549
21.	1985 ^{RU}	75-64	.540
22.	2005	77-67	.535
23.	2003	76-68	.528
24.	1989	77-69	.527
25.	1994	74-68	.521
26.	2012	75-69	.521
	2000	75-69	.521
28.	1995	71-68	.511
29.	2017	71-71	.500
30.	2013	71-73	.493
31.	2008	69-73	.486
	2006	69-73	.486
33.	2001	67-76	.469
34.	1998	67-77	.465
35.	1977	65-75	.464
36.	1988	65-77	.458
37.	1986	62-77	.446
38.	2007	64-80	.444
39.	1978	61-78	.439
40.	2002	59-83	.415
41.	2009	57-85	.401

GC- Governors' Cup, RU- Runner-Up

At Home

Best: 49-22 (.690), 1996
Worst: 29-43 (.403), 1998

On the Road

Best: 49-23 (.681), 1992
Worst: 26-43 (.377), 1986

Longest Streaks

Win- 16, 1979 (6/25-7/11)
Loss- 9, 1978 (8/10-8/18)

SINGLE GAME RECORDS

TEAM

Most Runs/Game, Clippers	26	5/3/97 at Norfolk
Most Runs/Game, Opponent	21	4x, 7/6/17 vs. Indianapolis
Most Runs/Inning, Clippers	11	4x, 6/1/09 vs. Norfolk
Most Runs/Inning, Opponent	12	3x, 8/3/97 vs. Rochester
Most Hits/Game, Clippers	30	5/3/97 at Norfolk
Most Hits/Game, Opponent	25	7/10/00 at Durham
Most Hits/Inning, Clippers	11	2x, 5/28/93 vs. Charlotte
Most HR/Game, Clippers	7	7/13/01 vs. Richmond
Most HR/Game, Opponent	7	2x, 7/6/17 vs. Indianapolis
Most HR/Inning, Clippers	5	6/3/05 at Buffalo
Most Consecutive HR	4	6/3/05 at Buffalo
Most SB/Game, Clippers	9	7/11/91 vs. Scranton/WB
Most SB/Game, Opponent	8	2x, 6/7/97 vs. Toledo

INDIVIDUAL

Most Hits	6	2x, Matt Howard, 5/3/97 at Norfolk
Most Runs	5	4x, Ezequiel Carrera, 6/5/12 vs. Buffalo
Most RBI	10	Chad Huffman, 4/21/11 vs. Louisville
Most Doubles	3	28x, Erik Gonzalez, 8/7/16 at Louisville
Most Triples	2	21x, Michael Martinez, 7/8/15 at Toledo
Most HR	3	12x, Eric Stamets, 6/16 vs. Gwinnett
Most Total Bases	14	Dave Silvestri, 4/22/94 at Ottawa (2B, 3HR)
Most SB	4	4x, Ezequiel Carrera, 6/28/12 vs. Norfolk
Most Strikeouts	18	Randy Keisler, 6/3/01 vs. Buffalo

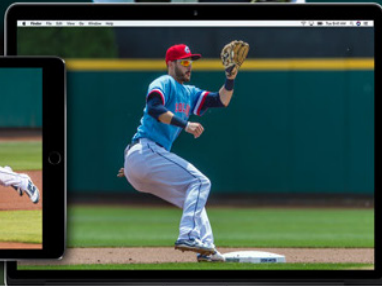

MISCELLANEOUS

Most Errors	6	5x, 6/9/04 vs. Rochester
Longest Game (Innings)	21	6/10/85 vs. Syracuse (W, 8-7)
Longest Game (Time)	5:38	8/6/97 vs. Richmond (18 innings)
Longest 9-Inning Game	4:10	7/12/90 at Indianapolis (W, 18-10)
Shortest 9-Inning Game	1:46	4x, 5/16/05 at Syracuse (L, 3-0)
Shortest 7-Inning Game	1:16	5/17/78 vs. Charleston (L, 1-0)
Largest Crowd (Home)	20,131	7/17/80 vs. Rochester (L, 7-3)
Largest Crowd (Road)	44,510	5/27/91 at Denver (W, 5-1)

WATCH THE STARS OF TOMORROW TODAY[®]

ON **MiLB.TV** 

USE PROMO CODE
MINORLEAGUES
AND SAVE!



VISIT **MILB.TV**[®] NOW
FOR COMPLETE DETAILS.

WATCH ON
FIRST PITCH[®]



Download on the
App Store



GET IT ON
Google Play

2018 SCHEDULE



APRIL

SUN	MON	TUE	WED	THU	FRI	SAT
1	2	3	4	5	6 @IND 7:15	7 @IND 7:05
8 @IND 1:35	9 @LOU 6:30	10 @LOU 6:30	11 @LOU 6:30	12 DUR 6:35	13 DUR 6:35	14 DUR 6:35
15 DUR 2:05	16 PAW 6:35	17 PAW 6:35	18 PAW 6:35	19	20 @ROC 6:35	21 @ROC 1:05
22 @ROC 1:05	23 @SWB 6:35	24 @SWB 6:35	25 @SWB 6:35	26	27 IND 7:15	28 IND 7:15
29 IND 2:05	30 @LOU 6:30					

JULY

SUN	MON	TUE	WED	THU	FRI	SAT
1 IND 2:05	2 @TOL 7:05	3 @TOL 7:05	4 TOL 7:05	5 TOL 7:05	6 @IND 7:15	7 @IND 7:05
8 @IND 1:35	9 COLUMBUS HOSTS TRIPLE-A ALL-STAR WEEK All-Star Challenge	10 COLUMBUS HOSTS TRIPLE-A ALL-STAR WEEK GALA	11 ALL-STAR GAME	12 @LOU 7:00	13 @LOU 7:00	14 @LOU 6:30
15 @LOU 6:00	16 LHV 7:05	17 LHV 12:05	18 LHV 7:05	19 SWB 7:05	20 SWB 7:15	21 SWB 7:15
22 SWB 4:05	23	24 @PAW 7:05	25 @PAW 7:05	26 @PAW 11:05AM	27 @LHV 7:05	28 @LHV 6:35
29 @LHV 1:35	30 IND 7:05	31 IND 7:05	Columbus Hosts Triple-A All-Star Week July 9-10-11			

MAY

SUN	MON	TUE	WED	THU	FRI	SAT
		1 @LOU 6:30	2 @LOU 11:00AM	3 CHA 6:35	4 CHA 7:15	5 CHA 7:15
6 CHA 2:05	7 @TOL 6:35	8 @TOL 10:35AM	9 @TOL 6:35	10 @TOL 6:35	11 @IND 7:15	12 @IND 7:05
13 @IND 1:35	14	15 GWN 6:35	16 GWN 6:35	17 GWN 11:05AM	18 CHA 7:15	19 CHA 7:15
20 CHA 2:05	21 TOL 6:35	22 TOL 6:35	23 TOL 6:35	24 TOL 11:05AM	25 @GWN 7:05	26 @GWN 6:05
27 @GWN 1:05	28 @GWN 6:05	29 @BUF 6:05	30 @BUF 6:05	31 @BUF 10:35AM		

AUGUST

SUN	MON	TUE	WED	THU	FRI	SAT
			1 IND 7:05	2 LOU 7:05	3 LOU 7:15	4 LOU 7:15
5 LOU 4:05	6	7 @DUR 7:05	8 @DUR 7:05	9 @DUR 7:05	10 @NOR 7:05	11 @NOR 7:05
12 @NOR 4:05	13 ROC 7:05	14 ROC 7:05	15 ROC 12:05	16 SYR 7:05	17 SYR 7:15	18 SYR 7:15
19 SYR 4:05	20	21 @IND 7:05	22 @IND 7:05	23 @IND 7:05	24 @TOL 7:05	25 @TOL 7:05
26 @TOL 4:05	27 @TOL 6:35	28 LOU 6:35	29 LOU 6:35	30 LOU 6:35	31 TOL 7:15	

JUNE

SUN	MON	TUE	WED	THU	FRI	SAT
				1 @SYR 7:05	2 @SYR 7:05	
3 @SYR 1:05	4	5 NOR 7:05	6 NOR 7:05	7 NOR 12:05	8 BUF 7:15	9 BUF 7:15
10 BUF 2:05	11 @LOU 7:00	12 @LOU 7:00	13 @LOU 7:00	14 @LOU 7:00	15 IND 7:15	16 IND 7:15
17 IND 2:05	18	19 @CHA 7:05	20 @CHA 7:05	21 @CHA 7:05	22 @GWN 7:05	23 @GWN 6:05
24 @GWN 1:05	25 LOU 7:05	26 LOU 7:05	27 LOU 7:05	28 IND 7:05	29 IND 7:15	30 IND 7:15

SEPTEMBER

SUN	MON	TUE	WED	THU	FRI	SAT
Columbus Hosts the Gildan Triple-A National Championship Game on Tuesday, September 18						1 TOL 7:15
2 TOL 4:05	3 TOL 2:05	4	5	6	7	8
IL GOVERNORS' CUP SEMI-FINALS BEST OF FIVE						
9	10	11	12	13	14	15
IL GOVERNORS' CUP FINALS BEST OF FIVE						
16 COLUMBUS HOSTS GILDAN TRIPLE-A NATIONAL CHAMPIONSHIP	17 GILDAN NATIONAL CHAMPIONSHIP GALA	#ClipShow				
HOME		AWAY		*Game times listed are subject to change		
DIME-A-DOG		FIREWORKS!!				

clippersbaseball.com

330 Huntington Park Lane, Columbus, OH 43215
Office: 614.462.5250 Tickets: 614.462.2757

International League Teams & Major League Affiliates

WEST DIVISION	NORTH DIVISION	SOUTH DIVISION
COL - Columbus Clippers - Indians	BUF - Buffalo Bisons - Blue Jays	CHA - Charlotte Knights - White Sox
IND - Indianapolis Indians - Pirates	LHV - Lehigh Valley IronPigs - Phillies	DUR - Durham Bulls - Rays
LOU - Louisville Bats - Reds	PAW - Pawtucket Red Sox - Red Sox	GWN - Gwinnett Stripers - Braves
TOL - Toledo Mud Hens - Tigers	ROC - Rochester Red Wings - Twins	NOR - Norfolk Tides - Orioles
	SWB - Scranton/Wilkes-Barre RailRiders - Yankees	
	SYR - Syracuse Chiefs - Nationals	