



# MEDIA GUIDE

# SCHEDULE

2018

SUN	MON	TUE	WED	THU	FRI	SAT	SUN	MON	TUE	WED	THU	FRI	SAT
<b>APRIL</b>							<b>MAY</b>						
1	2	3	4	5	6 ROC 6:05	7 ROC 1:05			1 SWB 6:35	2 SWB 10:35A	3 <del>SYR</del> 6:05	4 <del>SYR</del> 7:05	5 <del>SYR</del> 1:05
8 ROC 1:05	9 PAW 6:15	10 PAW 6:15	11 PAW 12:05	12 <del>IND</del> 2:05	13 <del>IND</del> 6:05	14 <del>IND</del> 1:05	6 <del>SYR</del> 1:05	7 ROC 6:05	8 ROC 6:05	9 ROC 1:05	10 LHV 7:05	11 LHV 7:05	12 LHV 6:35
15 <del>IND</del> 1:05	16 <del>LOU</del> 6:05	17 <del>LOU</del> 6:05	18 <del>LOU</del> 1:05	19	20 NOR 7:05	21 NOR 7:05	13 LHV 1:35	14 PAW 6:15	15 PAW 6:15	16 PAW 11:05A	17	18 <del>SWB</del> 7:05	19 <del>SWB</del> 1:05
22 NOR 1:05	23 DUR 7:05	24 DUR 7:05	25 DUR 10:35A	26	27 <del>PAW</del> 6:05	28 <del>PAW</del> 1:05	20 <del>SWB</del> 1:05	21 SYR 6:05	22 SYR 6:05	23 SYR 6:05	24 SYR 1:05	25 ROC 7:05	26 ROC 7:05
29 <del>PAW</del> 1:05	30 SWB 6:35						27 ROC 1:05	28 ROC 1:05	29 <del>COL</del> 6:05	30 <del>COL</del> 6:05	31 <del>COL</del> 10:35A		
<b>JUNE</b>							<b>JULY</b>						
					1 <del>CHA</del> 7:05	2 <del>CHA</del> 6:05	1 SYR 1:05	2 <del>SWB</del> 7:05	3 <del>SWB</del> 6:05	4 SWB 7:05	5 SWB 12:05	6 <del>SYR</del> 7:05	7 <del>SYR</del> 6:05
3 <del>CHA</del> 1:05	4	5 TOL 7:05	6 TOL 7:05	7 TOL 7:05	8 COL 7:15	9 COL 7:15	8 <del>SYR</del> 1:05	9	10	11	12 LHV 7:05	13 LHV 7:05	14 LHV 6:35
10 COL 2:05	11 LHV 7:05	12 LHV 7:05	13 LHV 7:05	14 <del>ROC</del> 7:05	15 <del>ROC</del> 7:05	16 <del>ROC</del> 6:05	15 LHV 1:35	16 <del>NOR</del> 7:05	17 <del>NOR</del> 7:05	18 <del>NOR</del> 1:05	19 <del>DUR</del> 7:05	20 <del>DUR</del> 7:05	21 <del>DUR</del> 6:05
17 <del>ROC</del> 1:05	18	19 PAW 6:15	20 PAW 6:15	21 PAW 6:15	22 <del>LHV</del> 7:05	23 <del>LHV</del> 6:05	22 <del>DUR</del> 1:05	23	24 LOU 7:00	25 LOU 7:00	26 LOU 7:00	27 IND 7:15	28 IND 7:05
24 LHV 1:05	25 PAW 7:05	26 PAW 7:05	27 PAW 7:05	28 PAW 7:05	29 SYR 7:05	30 SYR 7:05	29 IND 1:35	30 LHV 7:05	31 LHV 7:05				
<b>AUGUST</b>							<b>SEPTEMBER</b>						
		1 <del>LHV</del> 7:05	2 <del>LHV</del> 1:05	3 SWB 7:05	4 SWB 6:35							1 SYR 7:05	
5 SWB 1:05	6	7 <del>GWN</del> 7:05	8 <del>GWN</del> 7:05	9 <del>GWN</del> 7:05	10 <del>TOL</del> 7:05	11 <del>TOL</del> 6:05	2 SYR 7:05	3 SYR 1:05				<del>HOME</del>	AWAY
12 <del>TOL</del> 1:05	13 CHA 7:04	14 CHA 7:04	15 CHA 7:04	16 GWN 7:05	17 GWN 7:05	18 GWN 6:05							
19 GWN 1:05	20	21 <del>SWB</del> 7:05	22 <del>SWB</del> 7:05	23 <del>SWB</del> 1:05	24 PAW 7:05	25 PAW 6:05							
26 <del>PAW</del> 1:05	27 <del>PAW</del> 7:05	28 ROC 7:05	29 ROC 7:05	30 ROC 7:05	31 SYR 7:05								

\*Schedule Subject to Change

Stats, Scores & Team Updates



## 2018 BUFFALO BISONS MEDIA GUIDE



### COCA-COLA FIELD

One James D. Griffin Plaza  
Buffalo, NY 14203  
bisons.com  
(716) 846-2000  
FAX (716) 852-6530

**International League Governors' Cup Champions**  
1933, 1936, 1957, 1961, 1998, 2004

**International League North Division Champions**  
1998, 2000, 2001, 2004, 2005

**American Association Champions**  
1997

**THE TRIPLE-A  
AFFILIATE OF THE**



## TABLE OF CONTENTS

<b>Bisons Front Office</b>	<b>5</b>	Final Bisons Statistics	61	Team Awards	94-95
Robert E. Rich Jr.	6	Bisons Team Leaders	62-63	Year-by-Year Records	96-97
Melinda R. Rich	8	Offensive Breakdowns	64	Overall Team Records	98
Joseph W. Segarra	9	Home Runs	65	Playoffs	99
Jonathan A. Dandes	10	Pitching Breakdowns	66	Attendance	100
Mike Buczkowski	11	Defensive Breakdowns	67	Yearly Team Leaders	101-102
Kevin Parkinson	12	Transactions, Roster Details	68-69	Statistical Leaders	103-108
Robert Free	13	Season Highs & Lows	70	Playoff Leaders	109
Anthony Sprague	13			Team Records	110-112
Executive Biographies	14	<b>2018 Opponents</b>	<b>71</b>	The Last Time...	113-115
		International League	72	All-Time Roster	116-126
<b>2018 Bisons Coaching Staff</b>	<b>15</b>	IL Ballparks	73	Managerial Roster	126
Bobby Meacham	16	IL Umpires	73	Managerial Leaders	126
Bob Stanley	17	Charlotte Knights	74	Modern Era Coaching Staffs	127
Corey Hart	18	Columbus Clippers	75		
Devon White	18	Durham Bulls	76	<b>Coca-Cola Field</b>	<b>128</b>
Bob Tarpey	19	Gwinnett Stripers	77	Ballpark Vitals	129
Brian Pike	19	Indianapolis Indians	78	Ballpark Highlights	129-136
Medical Support Team	20-21	Lehigh Valley IronPigs	79	Ballpark Names	136
		Louisville Bats	80	Bisons Statistics	137
<b>2018 Bisons</b>	<b>22</b>	Norfolk Tides	81	Home Openers	137
Bisons Players	23-53	Pawtucket Red Sox	82	Ballpark Records	138
		Rochester Red Wings	83	Player Statistics	139-142
<b>2017 Review</b>	<b>53</b>	Scranton/Wilkes-Barre RailRiders	84		
IL Standings	54	Syracuse Chiefs	85	<b>Media Information</b>	<b>143</b>
Home/Road Records	54	Toledo Mud Hens	86	Toronto Blue Jays	144
Records vs. IL Teams	54			Blue Jays Minor Leagues	144
IL Awards	55	<b>History &amp; Records</b>	<b>87</b>	Bisons Broadcast Team	145
All-Star Teams	55	Retired Numbers	88	Bisons Media Relations	146
League Statistics	56-57	Buffalo Hall of Fame	89	Pre-Game Schedule	146
Season Day-by-Day	55-59	Bisons in Cooperstown	90	Ground Rules	146
Bisons Record Breakdowns	60	IL Hall of Fame	90	IL Directory	147
Attendance	60	League Awards	91	Bisons Road Hotels	147
Top Single-Game Performances	60	All-Stars & HR Derby	92-93	2018 Ticket Information	148

The 2018 Buffalo Bisons Media Guide was published with information through March 28, 2018. Media representatives needing additional information can contact the Bisons Media Relations Department, Coca-Cola Field, One James D. Griffin Plaza, Buffalo, NY 14203; (716) 846-2019. The 2018 Buffalo Bisons Information Guide was designed, researched and written by Brad Bisbing of the Bisons' Media Relations Department. Special thanks to the Toronto Blue Jays media relations department and the International League office and teams.

## BISON BASEBALL INC.

Robert E. Rich Jr.	President/Owner
Melinda R. Rich	President, Rich Entertainment Group
Joseph W. Segarra	Chief Operating Officer
Jonathan A. Dandes	President, Rich Baseball Operations
Michael Buczkowski	Vice President, Rich Baseball Operations General Manager, Buffalo Bisons
Kevin Parkinson	Vice President, Operations & Finance Rich Entertainment Group
Robert Free	Vice President, Food Service Rich Baseball Operations
Anthony Sprague	Assistant General Manager, Director of Sales
William G. Gisel, Jr.	Vice President/Secretary
Jill K. Bond	Corporate Counsel
William E. Grieshaber Jr.	Corporate Counsel

## BALLPARK OPERATIONS

Tom Sciarrino	Director of Stadium Operations
Sean Regan	General Manager, Food Service Operations
Curt Anderson	Food Service Operations Supervisor
Kathryn Curtis	Manager, Pettibones Grille
Paul Rajczak	Executive Chef
Dave Oakes	Pavilion Chef
Theresa Cerabone	Manager, Merchandise
Pat Chella	Chief Engineer
Mark Becht	Engineer
David Wheeler	Engineer
Joe Petronella	Chief of Security
Eugene Steele	Manager, Commissary
Chad Laurie	Head Groundskeeper
Scott Leshner	Baseball Operations Coordinator
Steve Morris	Manager, Visiting Clubhouse
Bobby Decker	Clubhouse Assistant

## SALES

Mike Poreda	Director, Ticket Office Operations
Jim Harrington	Director, Corporate Sales
Geoff Lundquist	Manager, Sales
Rachelle Szymanski	Sales Coordinator
Mark Gordon	Account Executive
Nick Iacona	Account Executive
Kimberly Milleville	Account Executive
Burt Mirti	Account Executive
Shaun O'Lay	Account Executive
Bethany Sickler	Coordinator, Social Media & Sponsorship



## PUBLIC RELATIONS/MARKETING

Brad Bisbing	Director, Marketing & Public Relations
Mike Simoncelli	Manager, Entertainment/Promotions
Michele Lange	Graphic Design
Pat Malacaro	"The Voice of the Bisons"/Media Relations
Duke McGuire	Color Analyst
Paul Smaldone	Coordinator, High School Baseball
Kevin Lester	Official Scorer
Jon Dare	Official Scorer
James P. McCoy	Team Photographer
Marshal Filipowicz	Game Day Stringer
Josh LaSpada	Game Day Stringer
Tyler Molina	Game Day Stringer
Budd Bailey	Game Day Clock Operator
Bob Miske	Game Day Clock Operator
Daniel Ristine	Game Day Clock Operator
Tom Burns	Public Address Announcer
Jerry Rio	Public Address Announcer
John Boutet	Archives/Curator

## ACCOUNTING/HUMAN RESOURCES

Chas Fiscella	Senior Accountant
Amy Delaney	Accountant
Tori Dwyer	Accountant
Kate Fisher	Payroll Administrator
Margaret Russo	Office Manager/Purchasing
Tina Leshner	Executive Assistant
Gail Hodges	Community Relations/Receptionist

# BISONS




# BISONS

## BISONS FRONT OFFICE

---





# **ROBERT E. RICH JR.**

**PRESIDENT/OWNER, BISONS BASEBALL INC.**

As Chairman of Rich Products Corporation, Robert E. Rich Jr. (Bob) has led the company to more than \$3.7 billion in worldwide sales revenue. Rich's continues to build business in new markets with cutting-edge management practices, high business ethics, and customer service standards, which have earned Bob distinction as one of the nation's most prominent business leaders.

His dynamic leadership was recognized with an appointment as Chairman of the U.S. based Grocery Manufacturers Association in 1999 and selection as a National Restaurant Association "Diplomat" in May 2000.

Other noteworthy distinctions include his 1996 induction into the Frozen Food Industry Hall of Fame, making his father, Robert E. Rich, and him the first father-and-son team to be so honored. That same year, Refrigerated and Frozen Foods magazine selected

Bob as its "Executive of the Year." In 2017, Bob and his father were inducted into the inaugural class of the Western New York Business Hall of Fame and joined a group of Buffalo's finest leaders celebrated for leaving an indelible mark on Buffalo Niagara.

Bob is a member of the Grocery Manufacturers Association Hall of Achievement, the National Frozen Food Hall of Fame, the Prepared Food Hall of Fame and the ENACTUS (Entrepreneurial, Action, Us; formerly known as Students in Free Enterprise [SIFE]) Hall of Fame. Also, the Buffalo Baseball Hall of Fame, the Buffalo Sabres Hall of Fame, the Greater Buffalo Sports Hall of Fame and the National Baseball Congress Hall of Fame. In 1999, he became the second angler ever to be inducted into the South Florida Fishing Hall of Fame.

In addition to his Rich Products leadership, Bob has played an important role in professional baseball in Buffalo, N.Y. In 1983, Bob purchased the then-struggling Double-A Buffalo Bisons professional franchise, in order to keep professional baseball in the Queen City.

In 1984, he realized another major goal when he purchased baseball's Triple-A Wichita Aeros and moved the American Association franchise to Buffalo.

In 1988, Bob cut the ribbon on Buffalo's new downtown ballpark, celebrating the fulfillment of a dream to build a new home for the Bisons and setting the franchise on a course that has since included two league championships and annual minor league attendance supremacy.

He serves as President and CEO of Bison Baseball Inc., Northwest Arkansas Baseball Inc., and Morgantown Baseball Inc. He is also the past Commissioner of the National Baseball Congress, an organization of amateur and semi-pro baseball leagues operating in the U.S. and Canada.

## **CAREER HIGHLIGHTS**

Bob's path to success – in business, sports and the community – began at the Nichols School in Buffalo, where he was a football quarterback and a standout goaltender in the prep school's illustrious hockey history.

After Nichols, Bob continued to show his prowess at Williams College, where he earned a Bachelor of Arts degree in 1963 and served as co-captain of the hockey team during his senior year. After graduation from Williams, he returned to Buffalo and broke into professional hockey as a backup goalie for the Buffalo Bisons of the American Hockey League, before a try out for the 1964 U.S. Olympic Team.

After active duty with the U.S. National Guard, Bob joined Rich Products in 1964 and received a complete introduction to the company in the role of President of Rich Products of Canada, a start-up subsidiary. While working, he returned to school to earn his MBA with honors from the prestigious University of Rochester Simon School of Business in 1969. His next position at Rich's was Vice President of Sales and Marketing, a new department for the company that he started and staffed.

Over time, Bob assumed the positions held by his father and mentor, Robert E. Rich. Bob Rich was named President of Rich's in 1978 and Chairman of the company in 2006.



## **ROBERT E. RICH JR. - HONORS & AWARDS**

---

Throughout his distinguished career, Bob has received numerous awards for his business, community and professional sports endeavors.

In May 2000, Bob was inducted into the prestigious National Restaurant Association Educational Foundation College of Diplomats, joining a select group of leaders who exemplify the industry's finest.

In addition, Bob received the Buffalo News' Citizen of the Year Award in 1983, and in 1984 he was named the Niagara Frontier Executive of the Year by the University of Buffalo School of Management along with the Buffalo/Niagara Sales and Marketing Executive of the Year, sharing the latter distinction with his father, who previously received the honor. Other awards include:

- Canisius College Distinguished Citizen Achievement Award, 1991
- Watson Rogers Award, 2002 (The Association of Sales & Marketing Agencies)
- Global Champion of ENACTUS Award
- America's Free Enterprise Legend Award, 2001 (ENACTUS)
- New York State Governor's Anti-Drug Abuse Council's Rita Webb Citizens Drug Fighter of the Year Award
- Thad and Alice Eure Ambassador of Hospitality Award, 2009 (National Restaurant Association Educational Fdn.
- Business First Most Influential Business Leader in Western New York in 2012
- Outstanding Business Leader in WNY- inaugural award based on survey of WBEN radio listeners in 2015
- Distinguished Fellow Award (Cleveland Clinic 1921 Society) in November 2015

Two years after arriving on the Triple-A baseball scene, Bob was named the 1986 American Association Executive of the Year. In 1988, Sporting News magazine tabbed him Minor League Executive of the Year.

Bob is also a recipient of the Peter Medaille Medal from Medaille College and six honorary doctorates – from St. Bonaventure University, Niagara University, D'Youville College, Johnson and Wales University, Hilbert College and Canisius College. In addition, he received a Distinguished Alumni Award from the University of Rochester.

On June 8, 2014, Bob delivered the commencement address at the University of Rochester's William E. Simon Graduate School of Business Administration graduation ceremony. He addressed graduates after receiving the Charles Force Hutchison and Marjorie Smith Hutchison Medal, the university's highest recognition of personal achievement, for his contributions for more than 45 years after graduating from the Simon School's MBA program.

## **BOARDS & LEADERSHIP**

---

Today, Bob is active with several corporate boards and organizations. He also serves as Chairman of the Board of Directors and Trustees of the Cleveland Clinic and Emeritus Trustee of the International Game Fish Association.

Bob is a member of the Cystic Fibrosis Foundation Leadership Council. He co-founded and chaired Western New York United Against Drug and Alcohol Abuse and the annual Greater Niagara BassEye Celebrity Challenge with his wife, Mindy. As a signature event in Buffalo, it has raised more than \$1.3 million for cystic fibrosis research. He is also a member of the Outdoor Writers Association of America, United States Squash Association, Billfish Foundation and the United States Masters Swimming – Florida Gold Coast Chapter. Additionally, he is a life member of Distinguished Order of Zecrocrats and National Frozen & Refrigerated Foods Association Honorable Order of Golden Penguins.

Bob is a past Chairman of the Uniform Code Council, past Vice Chairman of the International Game Fish Association, the Cleveland Clinic Foundation Development Committee and ENACTUS. He is also a past Chairman of the National Frozen Food Association (NFFA), being one of the youngest ever to head the NFFA leadership group, which represents more than 1,600 distributors, brokers and manufacturers.

Bob is a trustee and director of the Cleveland Clinic Foundation, on the Trustees Council for the University of Rochester and Director of the following: the 100 Club of Buffalo, Inc., the International League of Professional Baseball and the Police Athletic League. Bob has served as a co-producer to several theatrical productions on Broadway with Mindy as part of the Rich Entertainment Group.

## **BOOKS PUBLISHED**

---

- Fish Fights: A Hall of Fame Quest, introduction by Sandy Moret (2001)
- The Fishing Club: Brothers and Sisters of the Angle, foreword by Jay Cassell (2006)
- Secrets from the Delphi Café: Unlocking The Code to Happiness, co-written by Scott Friedman, with Mike Pehanich (2006)
- The Right Angle: Tales from a Sporting Life (2011)
- Looking Through Water (2015)) \*Gold Medal Winner – 2016 Readers' Favorite/Fiction Southern Category



# **MELINDA R. RICH**

## **PRESIDENT, RICH ENTERTAINMENT GROUP**

As Vice Chairman and a Managing Shareholder of Rich Products Corporation, Mindy Rich shares responsibility for oversight, governance and the overall vision and strategic direction for Rich Products Corporation. Mindy joined the company in 1985 and has proceeded to work in various roles as part of the leadership team including Executive Vice President of Innovation where she expanded the breadth and accelerated the pace of product development in support of Rich's long-term growth strategies. She has also focused on the development and nurturing of Rich's award-winning organizational culture and work/life programs.

Mindy serves on the corporate Board of Directors for Rich Products Corporation and as Chairperson for the Board's Finance and Audit Committee and Compensation Committee. In addition, Mindy serves as President of Rich Entertainment Group, responsible for overseeing the organization's baseball, theater, restaurant and travel interests including:

### **Baseball Operations**

- Buffalo Bisons of the International League, Triple-A affiliate of the Toronto Blue Jays
- Northwest Arkansas Naturals of the Texas League, Double-A affiliate of the Kansas City Royals
- West Virginia Black Bears of the New York Penn League, Single-A affiliate of the Pittsburgh Pirates

### **Theatrical Productions**

In association with Grove Entertainment, REG is currently producing the acclaimed revival of CATS on Broadway. Escape to Margaritaville, a new musical featuring the songs of Jimmy Buffet, premiered on Broadway in the spring of 2018. After a successful Broadway debut, On Your Feet! joins REG's touring productions including The Sound of Music and Dirty Dancing.

### **Dining**

- Buffalo, New York-based: Rich's Catering and Special Events; Cookie Patisserie & Bakery; and Consumer's Pub at the Park at Coca-Cola Field.
- The Glen Iris Inn, Letchworth State Park, NY; the Green Turtle Restaurant, Kaiyo Grill and Sushi, and Green Turtle Wine & Spirits Shop in Islamorada, FL; and Palm Beach National Golf & Country Club, Palm Beach, FL.

### **Travel**

- The Travel Team - one of the largest travel management companies in the United States

Mindy serves on the corporate Board of Directors for M&T Bank Corporation; the Board of Directors of Grove Entertainment; the Research and Education Committee for the Cleveland Clinic Board of Trustees; and the Fund Advisory Committee for BDT & Company, LLC. Mindy is a Trustee, Member of the Executive Committee and Co-chair of the Marketing Committee for the Rock and Roll Hall of Fame + Museum. Mindy is also a member of the Culinary Institute of America's Committee on Trusteeship and Trustee Emeriti. She is active in a wide range of charitable activities, including being a founder of Western New York United Against Drug and Alcohol Abuse and fundraising for the Cystic Fibrosis Foundation.

In 1986, Mindy and her husband, Bob Rich, Jr., founded Western New York United Against Drug and Alcohol Abuse, a nonprofit organization dedicated to fighting substance abuse and educating children throughout Western New York. Mindy and Bob continue to serve as Chairpersons Emeritus for this important local organization.

Among other charitable activities, Mindy is especially focused on fundraising geared toward finding a cure for cystic fibrosis. Mindy and Bob founded and chair the annual Greater Niagara BassEye Celebrity Challenge that has raised more than \$1.3 million for cystic fibrosis research.

Over the years, Mindy has received numerous awards and honors for her work, including the Women's Food-service Forum Trailblazer Award (2010) and the Distinguished Fellow Award (2015) from Cleveland Clinic's 1921 Society.





# **JOSEPH W. SEGARRA**

**CHIEF OPERATING OFFICER, RICH ENTERTAINMENT GROUP**

Joe Segarra begins his 19th year with the Rich Baseball Operations in his role as Chief Operating Officer for the Rich Entertainment Group of Companies. Joe's affiliation with the Bisons and its parent company, Rich Products Corporation, dates back to 1988 where he served on the accounting staff as a member of the Buffalo office of Ernst & Young. After spending several years with the firm and providing tax and related services to Rich Products Corporations and its subsidiaries, Joe joined the company in 1993 to guide their worldwide tax function as their Director of Tax.

Along with this role, Joe assumed the position of Director of Finance for the Rich Baseball Operations and in 1999 was promoted to Vice President of Finance for Rich Products. In 2003, he assumed a new position as Vice President of Finance in the Shareholder

Risk Management group where he continues to have oversight responsibility for their Tax, Internal Audit and Shareholder Planning activities. In 2006, he was appointed Treasurer of the Rich Family Foundation, a private operating charitable foundation. In 2011 he was appointed Chief Financial Officer for the Rich Entertainment Group of Companies which, in addition to the Rich Baseball Operations, includes entities in the theatrical and motion picture, travel, golf, corporate aviation, food service and hospitality industries. In 2013, Joe was promoted to Senior Vice President of Finance for Rich Products Corporation as well as becoming Chief Operating Officer of the Entertainment Group. He is also a board member of the Buffalo Bisons Charitable Foundation

Joe attended Niagara Wheatfield High School where he played baseball and football. He attended Butler University, located in Indianapolis, Indiana, where he played baseball and graduated with a Bachelor of Science Degree in Accounting. He is a Certified Public Accountant, a member of The American Institute of Certified Public Accountants, New York State Society of Certified Public Accountants and a former member of the Advisory Board at the University at Buffalo's Graduate Tax program.

He makes his home in Grand Island, where he lives with his wife, Lori, and their two children, Bryan and Taylor.



**RICH ENTERTAINMENT**  
GROUP





# **JONATHAN A. DANDES**

## **PRESIDENT, RICH BASEBALL OPERATIONS**

Jonathan A. Dandes was appointed President of Rich Baseball Operations on October 1, 2001. He joined Rich Products Corporation in June, 1986 as product manager and was soon appointed director of restaurant operations. He was named vice president/general manager of Stadium Services, Inc. in 1988, and Executive Vice President of the Rich Entertainment Group in 1996.

Rich Baseball Operations is comprised of Rich Products' subsidiary companies including: Buffalo Bison Baseball, Northwest Arkansas Naturals Baseball, West Virginia Black Bears Baseball, and Palm Beach National Golf & Country Club in Lake Worth, FL, Outer Harbor Buffalo and Canalside Buffalo.

Dandes is Treasurer of the NY Penn League & Chair of the Finance Committee of the

Texas League.

Dandes is Past Chair of the Buffalo Niagara Partnership. He is Chair of the Buffalo Zoological Society (Buffalo Zoo), and is Chair of the Erie County Medical Center and also serves as Chair of the Buffalo Public Schools Foundation.

He is the immediate past Chair of Erie County Jewish Family Services and Chair of Visit Buffalo Niagara (formerly the Buffalo and Erie County Convention & Visitors Bureau).

He is currently an adjunct Professor at Niagara University in the College of Hospitality and Tourism Management and teaches in the University's Sports Management Program.

Dandes is an alumnus of the University at Buffalo and a past president of its Alumni Board. He has served as president of the New York State Restaurant Association and is a member of La Chaine des Rotisseurs, Les Amis du Vin, National Association of Concessionaires, and Stadium Managers Association.

Dandes also serves on the Board of the Erie County Law Enforcement Foundation, and the 100 Club of Buffalo. He is the Chair of the Erie County Sheriff's 21st Century Foundation.

In August of 1994, Dandes was first appointed to the Council of the University at Buffalo for a five-year term by Governor Mario Cuomo. Governor George Pataki reappointed Dandes to the University at Buffalo Council in August, 1999. He was reappointed again by Governor Pataki in December 2006 for a third 7-year term. Governor Andrew Cuomo reappointed Dandes to a 4th 7 year term in December 2013 making him the longest serving member of the University Council in the University's history. He is a past Trustee of the Nichols School in Buffalo, New York. In 2015, he was also named Chairman of the newly created Buffalo Bisons Charitable Foundation

In 2003, he graduated from the Harvard Business School Management Development Program. Dandes is also certified as a Foodservice Management Professional (1994), as designated by the National Restaurant Association.

Dandes lives in East Amherst, NY. He has two children, Leo, a graduate of the University of Buffalo School of Law and Arin, a graduate of U/B, and is currently a PhD candidate in Vocal Performance.

## **RICH BASEBALL OPERATIONS**





# **MIKE BUCZKOWSKI**

**VICE PRESIDENT, RICH BASEBALL OPERATIONS**

**GENERAL MANAGER, BISONS BASEBALL INC.**

Mike Buczkowski begins his 32nd season with the Buffalo Bisons and his 25th season as the club's General Manager, the longest tenure of any General Manager in the 134-year history of the franchise. In 2017, Mike was also named the Vice President of Rich Baseball Operations, overseeing the overall operations of not only the Bisons, but also the Northwest Arkansas Naturals, a Double-A affiliate of the Kansas City Royals, and the West Virginia Black Bears, a Single-A affiliate of the Pittsburgh Pirates.

During Mike's tenure as Bisons General Manager, the club has led their league in attendance seven times, including the International League's all-time attendance record set in 1998. In December 2001, Mike accepted the prestigious Bob Freitas Award from

Baseball America on behalf of the Bisons, becoming the first Triple-A team to win the award twice (also in 1991). The award is presented annually to a franchise for overall operational excellence. Mike is responsible for the strategic planning of the Bisons organization and manages all day-to-day operations of the front office staff. He is also responsible for the coordination of the player development contract with the Bisons' Major League parent clubs, including the Pittsburgh Pirates (1994), Cleveland Indians (1995-2008), the New York Mets (2009-2012) and the Toronto Blue Jays (2013-present).

Mike began with the Bisons in 1987 as a Public Relations Assistant during the team's final season at War Memorial Stadium. Coinciding with the club's move to Pilot Field in 1988, Mike was promoted to Public Relations Coordinator and then to Public Relations Manager in 1989. During the 1992 season, he was promoted to Assistant General Manager and was named General Manager on December 17, 1993. He became Vice President of Bisons Baseball in 1999.

A native Buffalonian, Mike graduated in 1982 from Bishop Timon High School where he played three years of varsity baseball and hockey, earning All-Catholic honors as a hockey player. Mike was inducted into the Bishop Timon High School Sports Hall of Fame in 2010. He graduated from Canisius College with a Bachelor of Arts degree in Communications in 1986. While at Canisius College, Mike was the captain of the hockey team.

He is a board member for Western New York United Against Drug & Alcohol Abuse Foundation, the Greater Buffalo Sports Hall of Fame and the Buffalo Bisons Charitable Foundation. He also serves on the advisory board of the Buffalo/Niagara Sports Commission and the WNY Youth Sports Advisory Council. He also serves on the marketing committee for Triple-A Baseball. He is a past board member of the Kevin Guest House and the Johnnie B. Wiley Stadium and served on the local organizing committee for the 2003 NCAA Frozen Four Hockey Championships.

In 1999, Mike was honored with Business First's "Forty Under-40" Award and was named Am-Vets Post 45 Parochial Baseball League's Man of the Year in 2000. In 2005, he was named the Am-Pol Eagle's Sports Citizen of the Year and in 2008, was honored by the General Pulaski Association for his service to the Western New York sporting community.

Mike's grandfather, Huck Geary, played shortstop at Offermann Stadium for the Bisons from 1935-37, and was a member of the 1936 Governors' Cup championship team. He played in the Major Leagues for the Pittsburgh Pirates from 1942-43.

Mike has two children, Jennifer and Michael.

## **BUFFALO BISONS GENERAL MANAGERS**

Bill Clymer (1930), Jim Cooney (1930-1931), Leo T. Miller (1932-1937), John C. Stiglmeier (1938-1944), Stanley "Bucky" Harris (1945-1946), Roger Peckinpugh (1947), Paul Richards (1948-1949), Leo T. Miller (1950-1951), O.W. "Bill" Hayes (1952), Joe Ziegler (1953-1954), Hillman Lyons (1955), John C. Stiglmeier (1956), Dan Carnevale (1957), Don Labbruzzo (1958-1960), John C. Stiglmeier/assisted by W. James Newton (1961-1963), Van Beuren W. DeVries/assisted by W. James Newton (1964-1965), Clay Dennis (1966-1967), Jack Guthrie (1968-1969), John C. Stiglmeier (1969), Don Labbruzzo (1970), Don Colpoys (1979-1983), Don Colpoys and Jack Tracz (1984), Michael J. Billoni (September 1984-December 16, 1993), Michael Buczkowski (December 17, 1993-present)

*\* Prior to 1930, the club Presidents performed the current duties of general manager.*





# **KEVIN PARKINSON**

**VICE PRESIDENT, OPERATIONS & FINANCE**

**RICH ENTERTAINMENT GROUP**

Kevin Parkinson begins his 17th season with the Buffalo Bisons, having first joined Be Our Guest, Ltd. in February 2002. He was promoted to Controller for the Rich Entertainment Group in November of 2005 and enters his second year as Vice President of Operations & Finance of Rich Entertainment Group in 2017.

The Rich Entertainment Group is comprised of various Rich Products' subsidiary companies, including the three teams that comprise of Rich Baseball Operations. Kevin also oversees the management of both the Outer Harbor Management Group and the Canalside Management Group in downtown Buffalo, Palm Beach National Golf & Country Club, the Glen iris Inn, Kaiyo Grille, Green Turtle Wine & Spirits and Green

Turtle Restaurant.

Kevin has a variety of food service, event and hospitality experience from managing the financial and human resource side of three baseball teams, four restaurants, a concessions operation and inn. He has been involved in the opening of new restaurants and baseball parks, as well as being associated with all business aspects of these operations. At Coca-Cola Field, Kevin has played an instrumental role in the planning and execution of many of the Bisons' non-game day events, including the Ballpark Brew Bash, the WYRK Toyota Taste of Country Concert and the National Buffalo Wing Festival.

Kevin also serves as a Director for the Buffalo Bisons Charitable Foundation.

Kevin is a graduate of SUNY Geneseo, where he completed his Bachelor of Science Degree in Accounting. He resides in Buffalo with his family.



**RICH ENTERTAINMENT**

**GROUP**

**BE OUR  
GUEST  
LTD.**





## **ROBERT FREE**

**VICE PRESIDENT, FOOD SERVICE OPERATIONS**  
**RICH BASEBALL OPERATIONS**

Robert Free is entering his 15th season with the Buffalo Bisons and currently serves as Vice President of Food and Beverage for Rich Baseball Operations. In this role, Robert has oversight of all food and beverage processes for Bison Baseball, including the day-to-day operations of Consumer's Pub at the Park as well as all ballpark hospitality, catering and concessions. Robert also oversees the food and beverage operations at Canalside, the Outer Harbor, and Broderick Park.

Robert has worked in the food service industry for over 25 years. He has experience in a myriad of food service business models ranging from concessions operations, quick serve casual, to white linen table service. His skills and expertise in the food service industry include, design and layout, menu development, marketing and communications, training program development, and financial analysis.

Robert serves as Vice Chairman on the state board of the New York State Restaurant Association, and is a past two-term President of the WNY Chapter of the Association. He also serves on the Erie County Board of Health and concurrent with that is his position on the Local Food Policy Council of Buffalo and Erie County.

In addition, Robert is a member of the Hospitality Management Advisory Council of ECC and also serves on the advisory council for Access Buffalo, a coalition of businesses and volunteers which provides useful information about accessibility-friendly features in entertainment venues, hotels, and restaurants located across Western New York.

Robert currently lives in Hamburg with his wife, Tracey, and their children, Thomas and Carolanne.



## **ANTHONY SPRAGUE**

**ASSISTANT GENERAL MANAGER, BISONS BASEBALL INC.**

Anthony Sprague is entering his 17th season with the Bisons and his second as the club's Assistant General Manager.

Anthony first joined the Bisons in 2002 as an intern in the sales department and earned a full-time position as an account executive prior to the next season. In 2011, he was promoted to Director of Sales and continues to oversee all sales efforts by the club, including corporate sponsorship and group sales. As Assistant General Manager, Anthony also assists in managing the day-to-day operations of the Bisons, including marketing and baseball operations.

During his tenure with the Bisons, Anthony has also pioneered many of the team's most successful events. He created the team's highly-successful Star Wars Night, which has attracted a sold-out crowd for four consecutive years and is annually the largest-attended game in all of minor league baseball. He also developed the team's Superhero Night, with both events raising valuable funds and awareness for worthy causes.

A native of Hoosick Falls, NY, Anthony earned a Bachelor of Science degree in sports management from SUNY Cortland in 2002. While attending school, he pitched four seasons for the Red Dragons, helping lead the team to four consecutive Division III College World Series appearances from 1998-2001. Serving as team captain in 2001, he also joined his teammates in an international competition that included games in Moscow, Russia.

Anthony currently serves on the Board of Directors for the Compass House, a not-for-profit agency offering safe shelter and services for runaway and homeless youth in Western New York. He is past member of the logistics committee for the American Heart Association Heart Walk as well as an organizer for the MS Walk.

Anthony currently lives in Lancaster, NY with his wife, Patty, and two children, Camden and Olivia.

## **TOM SCIARRINO, DIRECTOR, STADIUM OPERATIONS**

Beginning his 25th season with the Bisons, Tom is responsible for all ballpark operation functions, including managing of all fan services, first aid and ballpark maintenance.

## **MIKE POREDA, DIRECTOR, TICKET OPERATIONS**

With the Bisons since the 1985 season, Mike is in charge of the ticket office and oversees the team's Customer Care Department and Guest Relations functions.

## **JIM HARRINGTON, DIRECTOR, CORPORATE SALES**

This will be Jim's 24th season with the Bisons. Jim is responsible for managing many of the large corporate partnerships for the Bisons.

## **BRAD BISBING, DIRECTOR, MARKETING & PUBLIC RELATIONS**

Brad is beginning his 15th season with the Bisons and his second as Director of Marketing & Public Relations. Brad is responsible for the marketing and advertising agendas, team's public and media relations, all team publications, its official web site, Bisons.com, and the club's social media.

## **SCOTT LESHER, BASEBALL OPERATIONS, HOME CLUBHOUSE**

Scott is beginning his 16th season with the Bisons and his 12th in charge of Baseball Operations. He is responsible for coordinating the team's travel as well as road accommodations. Scott also manages the Bisons home clubhouse.

## **GEOFF LUNDQUIST, MANAGER, SALES**

Geoff is beginning his 15th season with the Bisons and his first as Sales Manager. Geoff is responsible for overseeing the team's group ticket and hospitality sales, as well as securing marketing sponsorships

## **MIKE SIMONCELLI, MANAGER, ENTERTAINMENT & PROMOTIONS**

Mike is beginning his 12th season with the Bisons and his third as the team's Entertainment & Promotions Manager. Mike directs all of the in-game entertainment, oversees all video production, and constructs the promotional schedule.



## **BUFFALO BISONS - PAST PRESIDENTS**

Howard H. Baker (1878), E.B. Smith (1879-1880), John B. Sage (1880), Josiah Jewett (1881-1885), Cassius Candee (1886), Frank T. Gilbert (1887), C.W. Cushman (1888), James L. White (1889), Moses Shire (1890), James Franklin (1891-1901), Harry Taylor (1905), Jacob J. Stein (1906), Alexander Buchanan Potter (1907-1909), Jacob J. Stein (1910-1914); Joseph J. Lannin (1915-1920), Samuel L. Robertson (1921-1928), Frank J. Offermann (1928-1934), John Gehm (1935-1951), Walter O. Briggs Jr. (1952-1955), Reginald B. Taylor (1956-1957), John C. Stiglmeier (1958-1963), Van Beuren W. De Vries (1964-1966), John W. Guthrie (1967-1968), Jack Burnham (1969), Joseph Figliola (1979-1982), Robert E. Rich, Jr. (1983-present).

*\* 1902-1904 not available; Bison Federal League Presidents: Walter Mullen (1914), William E. Robertson (1914-1915).*



# BISONS

## 2018 BISONS COACHING STAFF

---





# BOBBY MEACHAM

## MANAGER

### MANAGERIAL/COACHING CAREER:

- Entering his 28th season of his coaching career and his 12th as a manager in the minor leagues. Has a career managerial record of 695-778 (.472 pct.).
- Was named the 20th manager in the Bisons modern era on November 28, 2016.
- Bisons finished the 2017 in fifth place in the International League North division with a 65-76 record overall and a 36-35 mark at Coca-Cola Field.
- This is his sixth season as a manager in the Blue Jays minor league season...Joined Toronto in 2013 to manage Single-A Dunedin before spending the last three seasons with Double-A New Hampshire.
- Was 204-220 in three seasons with New Hampshire (2014-2016), including a 69-73 record in his final season with the Fisher Cats.
- In 2015, received the 'Bobby Mattick Award' for excellence in player development within the Blue Jays organization.
- In 2013, led Dunedin to a first-half championship in the Florida State League.
- Coaching career also includes six years at the Major League level...Served as the third base coach for the Florida Marlins in 2006 and the New York Yankees in 2008...Served as first base coach for the San Diego Padres in 2007 and for three seasons with the Houston Astros, 2010-2012.
- Began his coaching career as manager of the Eugene Emeralds (A) in 1992 with a 36-40 record and then served as a roving coach in the Colorado Rockies chain in 1993.
- Spent eight seasons as a minor league manager/coach for Pittsburgh from 1994-2001...Managed Double-A Carolina to a 74-66 record in 1994 and a Southern League East Division title...Club lost in the finals...Received first Triple-A managerial job a season later with the Calgary Cannons of the Pacific Coast League (58-83)...Was the Pirates Triple-A affiliate the first year after the conclusion of the Bisons affiliation with Pittsburgh....Served as a roving instructor for the Pirates from 1996-2001.
- Managed the Rancho Cucamonga Quakes in the Angels chain for three seasons, 2002-2004.
- Worked one season in the Phillies chain as hitting coach for the Double-A Williamsport Crosscutters in 2009.

### MANAGERIAL RECORDS

Year	Team	Level	Record	Pct.	Affiliate
1992	Eugene	A	36-40	.474	Kansas City
1994	Carolina	AA	74-66	.529	Pittsburgh
1995	Calgary	AAA	58-83	.411	Pittsburgh
2002	Rancho Cucamonga	A	52-88	.371	LA-AL
2003	Rancho Cucamonga	A	74-66	.529	LA-AL
2004	Rancho Cucamonga	A	69-71	.493	LA-AL
2013	Dunedin	A	63-68	.481	Toronto
2014	New Hampshire	AA	66-76	.464	Toronto
2015	New Hampshire	AA	69-71	.493	Toronto
2016	New Hampshire	AA	69-73	.486	Toronto
2017	Bisons	AAA	65-76	.461	Toronto
<b>Total</b>			<b>695-778</b>	<b>.472</b>	

### PLAYING CAREER:

- Drafted twice, first by the Chicago White Sox in the 14th round of the 1978 draft...Returned to school and was drafted in the 1st round (8th overall) in the 1981 draft by the St. Louis Cardinals.
- Was acquired by the Yankees in a five-player trade after the 1982 season.
- In 457 career Major League games with the Yankees, hit .236 with 58 doubles, eight home runs, 114 RBI and 58 stolen bases.
- Spent the 1985 season as the Yankees' everyday shortstop, appearing in 156 games and stealing a career-high 25 bases.
- Was traded by New York to Texas following the 1988 season...Joined the Pirates organization after spending spring training in 1989 with the Rangers...Spent most of the 1989 season with the Bisons, hitting .218 with 25 RBI in 94 games.
- Played one more season in minor league baseball, hitting .225 with three home runs and 35 RBI in 114 games with the Triple-A Omaha Royals, before retiring as a player.



# BOB STANLEY

## PITCHING COACH

### COACHING CAREER:

- Entering his fourth season as Bisons pitching coach...Also held the position in 2013 and in 2016 and 2017.
- Last year, Buffalo's 3.58 ERA was the 5th best in the International League, while the club also ranked 5th in walks allowed (421), T5th in shutouts (12) and T3rd in fewest home runs allowed (102)
- The 2016 Bisons posted a 3.74 ERA, the 9th-best mark in the International League... Staff was highlighted by midseason All-Stars Drew Hutchison, Ben Rowen and Dustin Antolin...Staff led the IL in saves (45) and issued the 5th-fewest walks (392) in the IL.
- The 2013 Bisons finished with a 4.16 ERA (12th in IL)...Buffalo pitchers walked 17 fewer batters (435) than any other team in the IL.
- Spent the 2014 season as the Blue Jays' bullpen coach before returning to the minor league side in 2015 as the pitching coach for the Double-A New Hampshire Fisher Cats of the Eastern League.
- Spent his first season in the Blue Jays organization in 2012 as the pitching coach under Marty Brown at Las Vegas... His 51s staff posted a 4.59ERA for the season, the sixth-best mark in the 16-team Pacific Coast League...Las Vegas also walked the fewest batters in the league (437) and posted seven shutouts.
- Worked for six seasons in the San Francisco Giants organization...Was the pitching coach for five seasons at Double-A Connecticut (2004-2008) and one season with Single-A Hagerstown (2003).
- Began his coaching career with six years in the New York Mets organization...Made his debut as the pitching coach with Single-A Pittsfield (1997) and returned in the same role with the team in 2000...Also served as the pitching coach with Single-A St. Lucie (1998) and Double-A Binghamton (1999, 2001-2002).

### PLAYING CAREER:

- Played 13 seasons in the Major Leagues with the Boston Red Sox (1977-89)...The right-hander appeared in 637 career games and posted a 115-97 record with a 3.64 ERA and 132 saves...He allowed 1,858 hits and struck out 693 batters in 1,707.0 innings pitched.
- He is the only member of Red Sox to compile 100 wins and 100 saves in a career.
- Stanley, the two-time American League All-Star (1979, 1983), was the all-time Red Sox saves leader until Jonathan Papelbon broke his record on July 1, 2009...He is also the all-time leader in appearances (637).
- Inducted into the Red Sox Hall of Fame.
- He recorded a career-high 33 saves (2.85 ERA) in 1983, a career-high 16 victories in 1979 and posted 10 or more victories in five straight seasons (1978-82).
- Was a key member of the 1986 American League Champions Red Sox team that came within one strike of winning the World Series against the New York Mets.
- He was selected in the first round (seventh overall pick) by the Red Sox in the 1974 draft.





# COREY HART

## HITTING COACH

### COACHING CAREER:

- Entering his first season as the Bisons hitting coach and his third season as a coach in the Blue Jays system.
- Spent the last two seasons with the organization's Single-A Dunedin club. Last year, Dunedin captured the Florida State League title and scored 62 more runs than any other club in the league (642, 4.7 R/G). The Dunedin Blue Jays also finished 3rd in the FSL both in team average (.255) and home runs (83) and 2nd with a .332 on-base percentage.
- Also coached in the Brewers organization from 2006-2009 and with Marlins affiliates from 2010-2015, including four years as the hitting coach of the Single-A Jupiter Hammerheads (2012-2015).

### PLAYING CAREER:

- Played eight minor league seasons from 1998-2005, reaching the Triple-A level with Omaha in 2002 and again in 2004.
- In 713 career games, the infielder hit .242 with 17 home runs and 248 RBI and a .371 on-base percentage.
- Was drafted by the Kansas City Royals in the 23rd round of 1998 MLB Amateur Draft out of the University of Oklahoma.



# DEVON WHITE

## POSITION COACH

### COACHING CAREER:

- Entering his 1st season as position coach for the Buffalo Bisons and his second as a coach with the team...The 2018 season will also be his second as a coach in the Toronto Blue Jays system.
- Served as the Bisons' hitting coach in 2017... Team led the International League with 143 stolen bases, including team MVP Roemon Fields who stole a modern era Bisons record 43...Bisons also ranked 4th in the IL in walks (462) and fewest strikeouts (1,032).
- In recent years, has been involved with the Jays Care Foundation, teaching the game to youngsters in the annual Blue Jays Baseball Academy, as well as his own Devon White Baseball Academy.

- Served as the outfielder and baserunning coordinator in the Washington Nationals farm system from 2008-2010 and as the minor league baserunning coordinator for the Chicago White Sox from 2011-2012.

### PLAYING CAREER:

- Drafted by the California Angels in the 6th round of the 1981 draft out of Park West, HS in Manhattan, NY.
- Played 17 seasons of Major League Baseball, appearing in 1,941 games with the Angels (1985-1990), Blue Jays (1991-1995), Marlins (1996-1997), Diamondbacks (1998), Dodgers (1999-2000) and Brewers (2001).
- Finished 5th in Rookie of the Year voting in 1987 with California, hitting .263 with a career-high 24 home runs and 87 RBI...Also stole 32 bases that season.
- Made three All-Star appearances, first with Angels in 1989, then with Toronto (1993) and Arizona (1998).
- Won seven gold gloves, including all five seasons he played in Toronto, 1991-1995.
- Played 656 games with the Blue Jays, more than any other team, and helped Toronto to their back-to-back titles in 1992 and 1993...Hit .270 with 155 doubles, 34 triples, 72 home runs, 274 RBI and 126 stolen bases in his Blue Jays career.
- Won his third World Series Championship with the Florida Marlins in 1997...Was a career .296-hitter in five postseason appearances with three home runs, 20 RBI and seven stolen bases in 49 games.



## BOB TARPEY

### ATHLETIC TRAINER

#### CAREER:

- Entering his first season as the Bisons athletic trainer and his 12th season in the Blue Jays system.
- Spent the last eight years as the athletic trainer at Double-A New Hampshire.
- Minor League Baseball's 2014 Athletic Trainer of the Year.
- Spent three years as the athletic trainer for the Single-A Lansing Lugnuts (2007-2009).
- Graduated from the University of Maine at Presque Isle and earned his master's degree at California University of Pennsylvania



## BRIAN PIKE

### STRENGTH & CONDITIONING COACH

#### CAREER:

- Entering his first season as the Bisons strength and conditioning coach and his 12th season in the Blue Jays system.
- Spent the last eight years as the athletic trainer at Double-A New Hampshire...Was also with the Fisher Cats during the 2008 season.
- Spent one season as the strength coach for Single-A Lansing in 2009, and before his first stint with New Hampshire, worked with the Rookie-Pulaski Blue Jays.
- Is a graduate of Plymouth State University.



**BUFFALO BISONS MEDICAL SUPPORT STAFF**

Excelsior Orthopaedics is a full-service orthopaedic group practice with 18 physicians, a podiatrist, and several physician assistants, who came together to redefine the “patient experience” - establishing a higher standard of care and a musculoskeletal center where a patient’s every need is met before, during and after treatment.



The Excelsior medical campus in Amherst is WNY’s only comprehensive orthopaedic facility. It is home to the Excelsior Orthopaedics medical practice, a full service physical and occupational therapy department, orthopaedic urgent care (Excelsior Express), an outpatient surgery center (Buffalo Surgery Center), a sports training division with a “sport ready” program, Electronic Medical Records, digital X-ray, MRI, and a durable medical equipment area. Additional offices are at 240 Red Tail (Suites 1 & 2) in Orchard Park and 6934 Williams Rd. (Summit Medical Campus, Suite 700) in Niagara Falls.

**DR. JAMES SLOUGH****HEAD PHYSICIAN**

Dr. James Slough has worked with the Buffalo Bisons organization since 1992.

He is a Board Certified Orthopaedic Surgeon practicing with Excelsior Orthopaedics. Dr. Slough is a member of the American Orthopaedic Society for Sports Medicine (AOSSM), Arthroscopy Association of North America (AANA), Clinical Orthopaedic Society (COS), American Academy of Orthopaedic Surgeons (AAOS), and is a past member of the Board of Councilors for the AAOS, New York State Orthopaedic Society Board as well as the Catholic Medical Partners Board locally.

Dr. Slough is a past- President of the Clinical Orthopaedic Society. He obtained the 2010 Subspecialty Certificate in Orthopaedic Sports Medicine which is a certificate of added qualifications. Dr. Slough has extensive sports medicine experience working with professional, high school and college athletes, including game coverage, injury prevention and injury care.

Originally from Sault Ste. Marie, Michigan, Dr. Slough graduated with a B.S. in Biology from the University of Michigan. He has an M.D. degree from the University of Michigan Medical School and did a General Surgery Internship with the University of Pennsylvania Graduate Hospital. He completed his Orthopaedic Residency at the University of Missouri at Kansas City and served three years of active duty at the United States Naval Hospital in Charleston, S.C., including overseas deployment for Desert Shield and Desert Storm. His special interests are sports medicine, arthroscopy and minimally invasive shoulder, elbow, hip and knee surgery and musculoskeletal problems.

**DR. JASON MATUSZAK****MEDICAL CONSULTANT**

Dr. Matuszak is a partner at Excelsior Orthopaedics and is a Primary Care Sports Medicine Physician, and the Director of the Sports Concussion Center at Excelsior. He sees patients with athletic/exercise related injuries or medical problems and has worked with high school and college athletes. He provided athletic coverage for the University of Hawaii, Syracuse University, the Honolulu Marathon, the Empire State Games, the Ironman Triathlon and Ironman Triathlon World Championships.

Originally from Medina, Dr. Matuszak received his Bachelor of Arts from the State University of New York at Buffalo and has a M.D. degree from the State University of New York Upstate Medical University at Syracuse. He completed his Internship and Residency in Family Medicine at St. Joseph’s Hospital in Syracuse, NY and completed a Fellowship in Sports Medicine at the John A. Burns School of Medicine, University of Hawaii.



**BUFFALO BISONS MEDICAL SUPPORT STAFF**

## **DR. DAVID PULA**

### **ORTHOPAEDIC CONSULTANT**

Dr. Pula is a graduate of Canisius College and a board certified sports medicine orthopaedic surgeon. He graduated from Tulane Medical School in New Orleans and joined the US Army. After completing his Orthopaedic residency at Tripler Army Medical Center in Honolulu HI, he practiced for 4 years as a general orthopedic surgeon at Ft Campbell KY. While on active duty he deployed to Iraq in support of Operation Iraqi Freedom. After completing his service he pursued specialty training in sports medicine at University at Buffalo where he worked and trained with Team Physicians for the Buffalo Bills, Buffalo Sabres as well as Division I and III collegiate programs. He treats all orthopaedic disease with a special interest in ACL tears, rotator cuff tears, shoulder dislocation and labral tears.

Throughout his career as an orthopedic surgeon he has treated many sports related injuries as well as general orthopedic problems. His approach includes operative and non-operative modalities tailored to each persons needs. He encourages patient input in the process and believes it improves the overall experience and outcome.



## **DR. TODD LORENC**

### **MEDICAL CONSULTANT**

Dr. Lorenc is a Primary Care Sports Medicine Physician. He sees patients with athletic/exercise related injuries or medical problems and has worked with high school, college and professional athletes. He provided athletic coverage for the University of Nevada-Reno, Syracuse University, Reno Rodeo and the NBA Developmental League's Reno Bighorns.

Originally from Alden, NY, Dr. Lorenc received his Bachelor of Fine Arts from the Rochester Institute of Technology and has a M.D. degree from the State University of New York Upstate Medical University at Syracuse. He completed his Internship and Residency in Family Medicine at St. Joseph's Hospital in Syracuse, NY and completed a Fellowship in Sports Medicine at the University of Nevada-Reno.



## **DR. ADAM BURZYNSKI**

### **ORTHOPAEDIC CONSULTANT**

Dr. Adam Burzynski is a Fellowship trained sports medicine orthopaedic surgeon who specializes in arthroscopic surgery of the knee and shoulder including ACL injuries, shoulder instability, and rotator cuff repair. Additionally, Dr. Burzynski has received advanced training for total knee replacements with a focus on uni-compartmental (partial-knee) replacement.

Dr. Burzynski holds a B.S. degree in Biochemistry from the University at Buffalo. He attended medical school at Upstate Medical University in Syracuse, and completed his orthopaedic surgical residency at the University of Cincinnati. Dr. Burzynski completed a highly specialized sports medicine fellowship training program at the University at Buffalo. During his medical training Dr. Burzynski served as the assistant team physician for the Buffalo Bills (NFL) and the Buffalo Sabres (NHL) as well as tournament physician for professional beach volleyball (AVP).

Dr. Burzynski was born in Wroclaw, Poland. He moved to the United States at age four where he grew up in Kenmore, NY. Dr. Burzynski played volleyball at UB, and spent some time in Australia playing for the University of Sydney. He is an avid snowboarder and a professed chicken wing connoisseur.

Dr. Burzynski resides in downtown Buffalo and is excited to provide the highest level of orthopaedic and sports medicine care to all of his patients in the Western New York area.

# BISONS

**2018 BUFFALO BISONS**

---





# AL ALBURQUERQUE RHP

- **BATS/THROWS:** Right/Right
- **HEIGHT/WEIGHT:** 6'0" | 195
- **BORN:** 6/10/86 in San Pedro de Macoris, DR
- **OPENING DAY AGE:** 30
- **ACQUIRED:** Free agent, 1/25/18.
- **ORIGINALLY:** Undrafted free agent, 7/4/03 by Chicago-NL
- **MLB DEBUT:** Detroit, 4/15/11 vs. OAK (24yrs old)

## 2017 SEASON:

- Opened the 2017 season with Triple-A Omaha and joined Kansas City's bullpen in May.
- Held a 3.60 ERA in 11 games (10.0 IP) while with the big-league club.
- Was released by the Royals on July 29.
- Signed with the White Sox as a minor league free agent on Aug. 5.
- Posted a 4.63 ERA with 15 strikeouts in 10 games for Charlotte before returning to the Major Leagues with Chaciago, on September 8 at San Francisco.
- Recorded a 1.13 ERA (8.0 IP) over his 10 outings with Chicago, with an opponents' average of just .111.
- Played in the Dominican Winter League for the Leones del Escogido where he pitched in 10 games with a 3.00ERA and eight strikeouts over 9.0 innings.

## AL ALBURQUERQUE CAREER STATISTICS

Year	Team	ORG	W	L	PCT	ERA	G	GS	CG	SHO	SV	SVO	IP	H	R	ER	HR	HB	BB	IBB	SO	WP	BK	GDP	AVG
2006	AZL Cubs	CHC	0	2	.000	5.68	8	5	0	0	0	0	12.2	10	8	8	1	0	10	0	15	1	0	0	.233
2007	Boise Hawks	CHC	3	2	.600	3.73	10	6	0	0	1	1	41.0	42	20	17	2	3	17	0	49	3	0	5	.266
2007	Peoria Chiefs	CHC	1	4	.200	9.24	11	4	0	0	0	0	25.1	36	29	26	5	0	12	1	20	4	0	1	.330
2009	Daytona Cubs	CHC	1	0	1.000	2.08	24	0	0	0	2	2	34.2	26	11	8	4	1	14	0	44	3	2	3	.203
2009	Tulsa Drillers	COL	1	3	.250	3.76	23	0	0	0	0	0	26.1	23	13	11	0	2	13	0	31	1	0	4	.240
2010	Tulsa Drillers	COL	2	4	.333	4.98	25	0	0	0	3	4	34.1	32	23	19	1	2	19	0	32	4	4	8	.258
2011	Toledo Mud Hens	DET	0	0	--	1.93	4	0	0	0	0	0	4.2	5	1	1	0	1	2	0	10	0	0	0	.263
2011	Detroit Tigers	DET	6	1	.857	1.87	41	0	0	0	0	0	43.1	21	9	9	0	2	29	4	67	4	0	0	.142
2012	Lakeland Flying Tigers	DET	0	0	--	5.40	4	3	0	0	0	0	3.1	5	2	2	1	0	1	0	9	0	1	0	.333
2012	Toledo Mud Hens	DET	1	0	1.000	1.69	9	0	0	0	0	0	10.2	9	2	2	1	1	4	0	18	0	0	1	.225
2012	Detroit Tigers	DET	0	0	--	0.68	8	0	0	0	0	0	13.1	6	1	1	0	0	8	0	18	0	1	1	.133
2013	Toledo Mud Hens	DET	0	1	.000	3.14	10	0	0	0	1	3	14.1	9	5	5	2	0	13	0	27	1	0	1	.176
2013	Detroit Tigers	DET	4	3	.571	4.59	53	0	0	0	0	0	49.0	39	25	25	5	2	34	5	70	9	1	3	.213
2014	Detroit Tigers	DET	3	1	.750	2.51	72	0	0	0	1	1	57.1	46	16	16	7	3	21	1	63	2	2	3	.219
2015	Detroit Tigers	DET	4	1	.800	4.21	67	0	0	0	0	1	62.0	63	29	29	4	1	33	3	58	5	4	5	.269
2016	LA Angels of Anaheim	LAA	0	0	--	4.50	2	0	0	0	0	0	2.0	2	3	1	1	0	2	0	1	0	0	0	.200
2016	AZL Angels	LAA	0	0	--	0.00	4	3	0	0	0	0	4.0	3	0	0	0	0	0	0	3	0	0	1	.214
2016	Salt Lake Bees	LAA	1	0	1.000	3.80	24	0	0	0	8	9	23.2	24	12	10	0	0	13	0	26	3	0	1	.261
2016	Tacoma Rainiers	SEA	0	1	.000	6.00	6	0	0	0	0	0	6.0	9	4	4	1	0	4	0	6	0	0	0	.346
2017	Omaha Storm Chasers	KC	2	1	.667	2.08	22	0	0	0	3	5	26.0	21	11	6	0	0	5	1	28	2	0	0	.212
2017	Kansas City Royals	KC	0	1	.000	3.60	11	0	0	0	0	0	10.0	7	4	4	0	0	6	0	9	0	0	1	.194
2017	Charlotte Knights	CWS	0	0	--	4.63	10	0	0	0	2	3	11.2	10	6	6	3	0	5	0	15	1	0	1	.233
2017	Chicago White Sox	CWS	0	1	.000	1.13	10	0	0	0	0	0	8.0	3	1	1	0	0	2	0	5	0	0	0	.111
Minor League Totals			12	18	.400	4.04	194	21	0	0	20	27	278.2	264	147	125	21	10	132	2	333	23	7	26	.250
Major League Totals			17	8	.680	3.16	264	0	0	0	1	2	245.0	187	88	86	17	8	135	13	291	20	8	13	.209

## PROFESSIONAL CAREER:

- Made his professional debut with the Dominican Summer League Cubs in 2004...Then missed the entire 2005 season with a right elbow strain and saw limited action from 2006-2008 due to injuries in his right elbow and shoulder.
- Appeared in 41 games for the Detroit Tigers in 2011, including his MLB debut on April 15, 2011 at OAK (2.0IP, 1H, 0ER, 1BB, 3K)...Struck out the 1st batter he faced (Mark Ellis)...Led all AL relievers with a .142 batting average against, 4.36 hits per nine innings and 13.92 strikeouts per nine innings in 2011 and was named the Tigers' Rookie of the Year by the Detroit Sports Broadcasters Association.
- Underwent surgery for his right elbow on December 15, 2011, which limited him to just eight games in 2012.
- In, 2013, ranked 2nd among AL relievers with 12.86 strikeouts per nine innings.
- In 2014, set a personal best with 72 appearances (T-10th in AL)...Recorded his 1st career save on April 9, 2014 at LAD.





# ANTHONY ALFORD OF

- **BATS/THROWS:** Right/Right
- **HEIGHT/WEIGHT:** 6'1" | 215
- **BORN:** 7/20/94 in Columbia, MS
- **OPENING DAY AGE:** 23
- **ACQUIRED:** 3rd round of the 2012 First-Year Player Draft
- **MLB DEBUT:** Toronto, 5/19/17 vs. BAL (22yrs old).

## 2017 SEASON:

- Assigned to Double-A New Hampshire to begin the season.
- Was recalled from the Fisher Cats on May 19 after hitting .325 through 33 games...Made his MLB debut that night in Baltimore with a start in left field (0-2, K).
- Recorded his 1st career hit on May 23 at MIL, a pinch-hit double off Rob Scahill in the 7th inning.
- Went 1-8 in four games with the Blue Jays before being placed on the DL with a left wrist hamate fracture on May 24.
- Hit .310 (76-for-245) with 19-XBH and 18 stolen bases in 68 games for New Hampshire before earning a promotion on Sept. 1 to Triple-A Buffalo...Went 4-for-12 with a double in three games for the Bisons.
- Was named an MiLB Organizational All-Star at the end of the year.

## ANTHONY ALFORD CAREER STATISTICS

Year	Team	ORG	AVG	G	AB	R	H	2B	3B	HR	RBI	BB	IBB	SO	SB	CS	OBP	SLG	OPS	SF	SAC	HBP	GDP
2012	GCL Blue Jays	TOR	.167	5	18	1	3	0	0	1	1	2	0	4	4	0	.250	.333	.583	0	0	0	0
2013	GCL Blue Jays	TOR	.227	6	22	4	5	2	1	0	2	6	0	6	2	0	.414	.409	.823	0	1	1	0
2014	Bluefield Blue Jays	TOR	.207	9	29	5	6	0	0	1	2	5	0	13	1	0	.343	.310	.653	0	0	1	0
2014	Lansing Lugnuts	TOR	.320	5	25	3	8	1	0	1	3	0	0	8	4	0	.320	.480	.800	0	0	0	0
2015	Lansing Lugnuts	TOR	.293	50	188	49	55	14	1	1	16	39	1	60	12	1	.418	.394	.812	2	0	3	2
2015	Dunedin Blue Jays	TOR	.302	57	225	42	68	11	6	3	19	28	0	49	15	6	.380	.444	.824	1	0	1	3
2016	Dunedin Blue Jays	TOR	.236	92	339	53	80	17	2	9	44	53	0	117	18	6	.344	.378	.722	4	0	5	3
2017	Toronto Blue Jays	TOR	.125	4	8	0	1	1	0	0	0	0	0	3	0	0	.125	.250	.375	0	0	0	0
2017	Dunedin Blue Jays	TOR	.143	6	21	1	3	0	0	0	2	0	0	8	1	0	.182	.143	.325	0	0	1	0
2017	New Hampshire Fisher Cats	TOR	.310	68	245	41	76	14	0	5	24	35	2	45	18	3	.406	.429	.835	2	1	6	4
2017	Buffalo Bisons	TOR	.333	3	12	1	4	1	0	0	0	1	0	2	0	0	.385	.417	.802	0	0	0	0
Minor League Totals			.274	301	1124	200	308	60	10	21	113	169	3	312	75	16	.375	.401	.776	9	2	18	12
Major League Totals			.125	4	8	0	1	1	0	0	0	0	0	3	0	0	.125	.250	.375	0	0	0	0

## PROFESSIONAL CAREER:

- Played sparingly over his first three seasons (2012-14) as he was enrolled in college and playing football.
- Led the Dunedin Blue Jays in AVG (.302), OBP (.380) and OPS (.824) in 2015 and was named a Midwest League Mid-Season All-Star...At that time, led the league with a .446 on-base percentage.
- On June 10, 2016, suffered a concussion after colliding with a teammate in the outfield, and needed to be stretchered off the field...Returned from the injury on June 22.
- After the 2016 season, was an Arizona Fall League All-Star with the Mesa Solar Sox.
- Attended Petal High School in Mississippi, where he was the quarterback of the football team in addition to playing baseball...As a senior he recorded 2,058 passing yards and 20 passing touchdowns in addition to 1,731 rushing yards and 24 rushing touchdowns, earning a spot in the U.S. Army All-American Bowl...In the same year he batted .483 with four home runs and went 14-for-14 in steals.
- Following his selection by Toronto in the 2012 draft, continued to play football, first at the University of Southern Mississippi and then at the University of Mississippi after a transfer...On Sept. 30, 2014, elected to pursue baseball full time.



# JOE BIAGINI

**RHP**

- **BATS/THROWS:** Right/Right
- **HEIGHT/WEIGHT:** 6'5" | 235
- **BORN:** 5/29/90 in Redwood City, CA
- **OPENING DAY AGE:** 27
- **ACQUIRED:** Rule V Draft (SF), 12/10/15
- **ORIGINALLY:** 26th round of the 2011 First-Year Player Draft (SF)
- **MLB DEBUT:** Toronto, 4/8/16 vs. Boston (25yrs old)

## 2017 SEASON:

- Went 2-12 with a 5.73 ERA and a .279 opp. avg. as a starter...Made 18 starts total, seven after returning from the minors at the end of August...Went 1-1 out of the bullpen with a 4.26 ERA (15 ER/31.2 IP), a .223 opp. avg.
- Nine of his last 10 relief appearances were scoreless outings (.184 opp. avg., 7-for-38).
- Made his 1st career Major League start on May 7 at TB (4.0 IP, 2H, 1R, 0ER, 0BB, 4K).
- Did not allow a run over 5.0 innings in his 2nd start on May 12 vs. SEA, earning a win as a starter for the 1st time.
- Recorded his 1st quality start on May 28 vs. TEX (6.0 IP, 7H, 2ER, 1BB, 7K).
- Was optioned to Buffalo on Aug. 4 to further develop as a starter...In four starts with the Bisons, posted a 1-1 record with a 3.12 ERA (6 ER/17.1 IP).
- Had his best Major-League start on Sept. 1 at BAL, recording a career-high 10 strikeouts over 7.0 scoreless innings.
- On Sept. 12 vs. BAL, went a career-best 8.0 innings (6H, 2ER, 2K) and earned a no-decision as Toronto came back in the bottom of the 9th for a 3-2 victory.

## JOE BIAGINI CAREER STATISTICS

Year	Team	ORG	W	L	PCT	ERA	G	GS	CG	SHO	SV	SVO	IP	H	R	ER	HR	HB	BB	IBB	SO	WP	BK	GDP	AVG
2012	Augusta GreenJackets	SF	0	4	.000	7.41	9	9	0	0	0	0	34.0	36	33	28	4	0	29	0	36	7	0	1	.267
2012	Salem-Keizer Volcanoes	SF	2	4	.333	4.27	14	12	0	0	0	0	59.0	54	32	28	5	3	18	0	63	6	0	5	.248
2013	Augusta GreenJackets	SF	7	6	.538	5.03	20	20	0	0	0	0	96.2	102	63	54	5	4	42	0	79	6	0	5	.267
2014	San Jose Giants	SF	10	9	.526	4.01	23	23	0	0	0	0	128.0	133	58	57	5	6	46	0	103	10	0	20	.275
2015	Richmond Flying Squirrels	SF	10	7	.588	2.42	23	22	0	0	0	0	130.1	112	45	35	5	4	34	0	84	7	0	7	.228
2016	Toronto Blue Jays	TOR	4	3	.571	3.06	60	0	0	0	1	3	67.2	69	28	23	3	5	19	1	62	3	0	4	.259
2017	Buffalo Bisons	TOR	1	1	.500	3.12	4	4	0	0	0	0	17.1	13	6	6	2	0	6	0	14	2	0	2	.210
2017	Toronto Blue Jays	TOR	3	13	.188	5.34	44	18	0	0	1	4	119.2	125	78	71	15	2	42	0	97	6	0	8	.265
Minor League Totals			30	31	.492	4.02	93	90	0	0	0	0	465.1	450	237	208	26	17	175	0	379	38	0	40	.254
Major League Totals			7	16	.304	4.52	104	18	0	0	2	7	187.1	194	106	94	18	7	61	1	159	9	0	12	.263

## PROFESSIONAL CAREER:

- His 2.42 ERA was 2nd best in the Eastern League in 2015 and ranked 4th in all of Double-A baseball...Ranked 7th in the Eastern League with 10 wins.
- Made his Major-League debut on April 8, 2016 vs. BOS (1.0, K)...Fanned David Ortiz for his 1st career strikeout.
- Picked up his 1st career victory on May 3, 2016 vs. TEX after tossing 2.0 scoreless innings in a 10-inning walk-off win.
- Recorded his 1st career save on May 19, 2016 at MIN (1.0, H, K).
- On Sept. 3, 2016 at TB, surrendered his 1st career HR (Kevin Kiermaier)...Entered with a MLB-best 62.0IP without allowing a HR...His 49 games without giving up a home run set a new club mark to start a career, passing LHP Aaron Loup (44 games)...Was the longest such streak since RHP Dan Otero started his career with 55 homerless games (63.2 IP) from April 7, 2012 until April 25, 2014 for SF and OAK.
- In 2016, become one of five relievers to not allow an earned run in postseason play in club history joining Roberto Osuna (2016), Aaron Sanchez (2015), Jim Acker (1985) and Dennis Lamp (1985)...Opponents hit just .120 off of him in the 2016 playoffs...That ranks as the 4th lowest opposition average in a single postseason for a reliever in Blue Jays history (minimum 6.0 IP).



# JON BERTI

# INF/OF

• **BATS/THROWS:** Right/Right

• **HEIGHT/WEIGHT:** 5'10" | 175

• **BORN:** 1/22/90 in Troy MI

• **OPENING DAY AGE:** 28

• **ACQUIRED:** 18th round of the 2011 First Year Player Draft.

• **MLB DEBUT:** N/A

## 2017 SEASON:

- Missed the first two months of the season because of a concussion suffered in Spring Training...After three-game stint with Single-A Dunedin, he joined the Bisons on June 22 for the rest of the season.
- Despite playing only 62 games, finished 2nd on the Bisons with 23 stolen bases...Was only caught four times, giving him an 85.2% success rate, the 4th-highest single-season success rate in Bisons modern era history (min 10 att).
- Stole multiple bases in a game four times, including a perfect 3-for-3 on July 17 in Columbus.
- Struggled at the plate, with his season average not reaching the .200 mark until his 30th game...Finished at .205.
- Saw time at second base, shortstop and in left field.

## JON BERTI CAREER STATISTICS

Year	Team	ORG	AVG	G	AB	R	H	2B	3B	HR	RBI	BB	IBB	SO	SB	CS	OBP	SLG	OPS	SF	SAC	HBP	GDP
2011	Vancouver Canadians	TOR	.291	60	213	37	62	5	5	1	21	22	0	44	23	5	.387	.376	.763	1	1	12	5
2012	Lansing Lugnuts	TOR	.281	60	224	35	63	8	2	2	27	34	0	41	26	8	.391	.362	.753	1	1	7	3
2012	Dunedin Blue Jays	TOR	.190	50	174	28	33	7	5	0	13	26	0	49	8	3	.301	.287	.588	3	0	3	1
2013	Dunedin Blue Jays	TOR	.250	128	505	85	126	18	5	3	44	57	1	90	56	19	.338	.323	.661	1	2	11	12
2014	New Hampshire Fisher Cats	TOR	.270	136	541	69	146	21	7	7	50	35	0	82	40	15	.323	.373	.696	4	5	9	5
2015	New Hampshire Fisher Cats	TOR	.262	63	256	35	67	12	2	1	20	26	0	38	19	4	.345	.336	.681	3	4	8	5
2015	Buffalo Bisons	TOR	.228	40	149	22	34	3	1	2	14	14	0	25	4	3	.307	.302	.609	0	0	3	5
2016	Buffalo Bisons	TOR	.150	7	20	4	3	1	0	1	1	2	0	3	2	0	.227	.350	.577	0	0	0	1
2016	GCL Blue Jays	TOR	.400	6	20	2	8	0	0	1	6	1	0	1	5	0	.429	.550	.979	0	0	0	0
2016	New Hampshire Fisher Cats	TOR	.254	73	272	37	69	10	7	2	26	36	1	56	29	9	.358	.364	.722	1	1	9	3
2017	Dunedin Blue Jays	TOR	.182	3	11	2	2	0	0	0	0	1	0	4	1	0	.250	.182	.432	0	0	0	1
2017	Buffalo Bisons	TOR	.205	62	215	26	44	8	4	3	20	20	0	53	23	4	.271	.321	.592	1	1	0	2
Minor League Totals			.253	688	2600	382	657	93	38	23	242	274	2	486	236	70	.336	.344	.681	15	15	62	43

## PROFESSIONAL CAREER:

- Led the Florida State League with 56 stolen bases in 2013.
- Was named a 2014 Eastern League All Star while with Double-A New Hampshire...Led the Fisher Cats with 146 hits.
- Split 2015 between New Hampshire and the Bisons...Promoted to Buffalo on July 20...With the Herd, had seven multi-hit games, including a 4-hit game on July 31 vs. Pawtucket (4-6, R, 2B, RBI)...Final hit in that game was a walk-off RBI double with two outs in the 13th inning of a 2-1 victory.
- Hit first Triple-A home run in 9th game with Bisons, July 28 at Syracuse...Also tripled in the game and set season-highs with 3 runs scored and 3 RBI (2-3, BB).
- Spent most of the 2016 season with Double-A New Hampshire, but was promoted to the Bisons for seven games, April 27- May 5...Entered first game with the Bisons as a pinch runner, stole a base and scored the winning run in 2-1, 10th-inning win, April 27 against Rochester.
- Missed two months of the 2016 season after suffering a concussion in a game against Reading on June 3...Was not activated by the Fisher Cats until August 6.





# RYAN BORUCKI

**LHP**

- **BATS/THROWS:** Left/Left
- **HEIGHT/WEIGHT:** 6'4" | 205
- **BORN:** 3/31/94 in Mundelein, IL
- **OPENING DAY AGE:** 24
- **ACQUIRED:** 15th round of the 2012 First Year Playe Draft.
- **MLB DEBUT:** N/A

## 2017 SEASON:

- Assigned to the Single-A Dunedin Blue Jays for the start of the 2017 season.
- Pitched in 19 games (18 starts) for Dunedin, going 6-5 with a 3.58 ERA and 109 strikeouts over 98.0 innings.
- Was promoted to Double-A New Hampshire on July 20.
- Made his Double-A debut on July 23 at Trenton, throwing seven scoreless innings while allowing just two hits (2BB, 4K).
- After seven starts with the Fisher Cats (2-3, 1.94 ERA) was promoted to Triple-A Buffalo on Aug. 29.
- Made one start for the Bisons, taking the mound on Aug. 31 vs. Pawtucket, striking out six batters over six scoreless innings while allowing six hits and one walk.
- At the end of the season, was named an Organizational All-Star by MiLB.com.

## RYAN BORUCKI CAREER STATISTICS

Year	Team	ORG	W	L	PCT	ERA	G	GS	CG	SHO	SV	SVO	IP	H	R	ER	HR	HB	BB	IBB	SO	WP	BK	GDP	AVG
2012	GCL Blue Jays	TOR	1	0	1.000	3.00	4	0	0	0	0	0	6.0	4	2	2	1	0	0	0	10	0	0	0	.182
2014	Bluefield Blue Jays	TOR	2	1	.667	2.70	8	6	0	0	0	0	33.1	26	11	10	2	1	6	0	30	2	0	2	.211
2014	Vancouver Canadians	TOR	1	1	.500	1.90	5	4	0	0	1	1	23.2	13	8	5	1	1	3	0	22	1	0	0	.159
2015	GCL Blue Jays	TOR	0	0	--	0.00	1	0	0	0	0	0	1.0	1	0	0	0	0	0	0	1	0	0	0	.250
2015	Vancouver Canadians	TOR	0	1	.000	3.86	2	2	0	0	0	0	4.2	6	2	2	0	0	3	0	6	0	0	0	.300
2016	Dunedin Blue Jays	TOR	1	4	.200	14.40	6	6	0	0	0	0	20.0	40	33	32	10	0	12	0	10	0	0	2	.421
2016	Lansing Lugnuts	TOR	10	4	.714	2.41	20	20	1	0	0	0	115.2	105	36	31	1	5	26	0	107	9	2	13	.247
2017	Dunedin Blue Jays	TOR	6	5	.545	3.58	19	18	0	0	0	0	98.0	95	49	39	5	7	27	0	109	7	2	9	.255
2017	New Hampshire Fisher Cats	TOR	2	3	.400	1.94	7	7	0	0	0	0	46.1	31	11	10	2	4	8	1	42	1	0	4	.187
2017	Buffalo Bisons	TOR	0	0	--	0.00	1	1	0	0	0	0	6.0	6	0	0	0	0	1	0	6	0	0	2	.273
Minor League Totals			23	19	.548	3.32	73	64	1	0	1	1	354.2	327	152	131	22	18	86	1	343	20	4	32	.246

## PROFESSIONAL CAREER:

- Pitched six innings in the GCL in 2012, posting a 1-0 record and a 3.00 ERA before undergoing Tommy John surgery which caused him to miss the entire 2013 season.
- Made only three appearances in the 2015 season due to injury (bone spurs in left elbow), posting an 0-1 record, a 3.18 ERA and seven strikeouts.
- Was assigned to Advanced-A Dunedin to open the 2016 minor league season...Struggled with Dunedin, posting a 14.40 ERA through six starts before being assigned to the Class-A Lansing Lugnuts...With the Lugnuts, made 20 starts and recorded a 10-4 record, a 2.41 ERA and 107 strikeouts.



# PATRICK CANTWELL

C

- **BATS/THROWS:** Right/Right
- **HEIGHT/WEIGHT:** 6'2" | 210
- **BORN:** 4/10.90 in West Islip, NY
- **OPENING DAY AGE:** 27
- **ACQUIRED:** Trade with Texas, 5/6/17
- **ORIGINALLY:** 3rd round of the 2012 MLB Amateur Draft (TEX0)
- **MLB DEBUT:** N/A

## 2017 SEASON:

- Began his sixth season in the Texas Rangers system and third at the Triple-A level.
- Appeared in just seven games before being acquired by the Blue Jays for a player to be named later, May 6.
- Assigned to New Hampshire (AA) and played on back-to-back days, May 7-8...Placed on the disabled list on May 9 and did not play for the rest of the season.

## PATRICK CANTWELL CAREER STATISTICS

Year	Team	ORG	AVG	G	AB	R	H	2B	3B	HR	RBI	BB	IBB	SO	SB	CS	OBP	SLG	OPS	SF	SAC	HBP	GDP
2012	Spokane Indians	TEX	.255	53	200	24	51	11	1	1	22	16	0	37	1	3	.342	.335	.677	3	1	12	3
2013	Myrtle Beach Pelicans	TEX	.249	70	257	35	64	13	0	1	24	17	0	44	5	2	.313	.311	.624	2	5	8	9
2014	Frisco RoughRiders	TEX	.268	76	276	43	74	15	1	1	33	20	0	58	1	2	.360	.341	.701	4	3	22	8
2015	Frisco RoughRiders	TEX	.187	60	198	22	37	3	2	3	19	16	0	43	0	0	.256	.268	.524	2	2	3	5
2015	Round Rock Express	TEX	.136	16	44	4	6	0	1	0	3	2	0	12	0	1	.240	.182	.422	0	2	4	0
2016	Round Rock Express	TEX	.262	54	183	16	48	8	0	0	11	15	0	49	4	4	.327	.306	.633	1	0	3	1
2016	AZL Rangers	TEX	.571	2	7	1	4	1	1	1	2	0	0	3	0	0	.571	1.429	2.000	0	0	0	0
2017	Round Rock Express	TEX	.133	7	30	1	4	0	0	0	1	0	0	11	1	0	.188	.133	.321	0	0	2	1
2017	New Hampshire Fisher Cats	TOR	.250	2	4	0	1	1	0	0	2	0	0	1	0	0	.250	.500	.750	0	0	0	0
Minor League Totals			.241	340	1199	146	289	52	6	7	117	86	0	258	12	12	.318	.312	.629	12	13	54	27

## PROFESSIONAL CAREER:

- Went to MLB Spring Training with the Rangers in 2014, 2015 and 2017.
- Has been recognized for his defensive prowess several times in his career, with Baseball America tabbing him the best defensive catcher in the Texas farm system in 2014.
- In 2016 with Triple-A Round Rock, did not allow a passed ball in 428.0 innings ... Threw out 17 of 62 (27.4%) would-be basestealers.
- In 2014, appeared in 62 games behind the plate for Frisco, compiling a .991 fielding percentage (5 E/542 TC)... Threw out 24 of 73 (32.9%) attempted basestealers, 7th most CS in the Texas League
- In 2012, batted .290 (65-224) with 2 home runs and 34 RBI as a senior for Stony Brook, contributing to the Seawolves' first-ever trip to the College World Series...threw out 60 of 90 attempted base stealers during 4-year career...was a 2-time All-America East first-team selection.



# RHINER CRUZ

## RHP

- **BATS/THROWS:** Right/Right
- **HEIGHT/WEIGHT:** 6'2" | 210
- **BORN:** 11/1/86 in Santo Domingo, Dominican Republic
- **OPENING DAY AGE:** 31

- **ACQUIRED:** Free agent, 1/25/18
- **ORIGINALLY:** Undrafted free agent, 9/30/03 by Detroit

- **MLB DEBUT:** Houston, 4/7/12 vs. COL (25yrs old)

### 2017 SEASON:

- Played the entire season with Gwinnett...His first action in America since 2014, having spent 2015 in Japan and 2016 in Mexico.
- Posted a record of 1-5 while holding a 2.84 ERA over 40 appearances...His 50.2 innings pitched were his most since the 2013 season (63.0).
- Recorded 63 strikeouts, his highest total since 2011 (69), while walking 24 batters.
- Went 1-1 in 16 road games with a 2.21 ERA while limiting the opposition to a .197 batting average.
- Allowed just two earned runs in his final 13 outings (15.2 IP).

### RHINER CRUZ CAREER STATISTICS

Year	Team	ORG	W	L	PCT	ERA	G	GS	CG	SHO	SV	SVO	IP	H	R	ER	HR	HB	BB	IBB	SO	WP	BK	GDP	AVG
2004	GCL Tigers	DET	0	1	.000	4.78	16	0	0	0	0	0	32.0	37	20	17	3	1	19	0	26	3	0	0	.298
2005	GCL Tigers	DET	1	0	1.000	4.50	14	0	0	0	1	2	28.0	35	15	14	5	5	12	0	23	4	0	1	.299
2007	DSL Mets	NYM	0	1	.000	2.70	4	1	0	0	1	1	13.1	8	9	4	0	4	10	0	18	2	0	1	.170
2007	GCL Mets	NYM	2	0	1.000	0.00	4	0	0	0	0	0	6.0	1	0	0	0	2	5	0	4	0	0	2	.056
2007	Kingsport Mets	NYM	1	1	.500	0.71	11	0	0	0	4	5	12.2	7	1	1	0	0	14	0	13	0	0	3	.184
2008	Brooklyn Cyclones	NYM	0	0	--	3.72	6	0	0	0	1	1	9.2	9	5	4	1	2	6	1	13	2	1	1	.243
2008	Savannah Sand Gnats	NYM	2	2	.500	5.04	15	0	0	0	1	2	30.1	27	20	17	4	2	14	0	33	2	0	1	.235
2009	Savannah Sand Gnats	NYM	3	3	.500	1.92	50	0	0	0	22	25	61.0	42	14	13	2	8	31	0	55	8	0	7	.199
2010	St. Lucie Mets	NYM	0	5	.000	3.46	51	0	0	0	6	9	75.1	62	34	29	6	12	53	3	66	9	0	7	.232
2011	St. Lucie Mets	NYM	2	1	.667	2.77	8	0	0	0	0	1	13.0	9	9	4	1	2	6	0	18	3	0	0	.200
2011	Binghamton Mets	NYM	3	2	.600	4.14	36	0	0	0	7	8	58.2	43	27	27	4	5	39	1	51	7	0	5	.202
2012	Oklahoma City RedHawks	HOU	0	0	--	5.40	2	0	0	0	0	0	1.2	1	2	1	0	1	1	0	3	0	0	1	.200
2012	Houston Astros	HOU	1	1	.500	6.05	52	0	0	0	0	1	55.0	65	38	37	8	2	29	0	46	3	0	6	.297
2013	Oklahoma City RedHawks	HOU	1	2	.333	4.75	37	0	0	0	2	5	41.2	34	25	22	6	3	32	3	38	6	1	4	.227
2013	Houston Astros	HOU	0	2	.000	3.38	20	0	0	0	0	0	21.1	25	9	8	2	2	11	0	10	1	0	2	.305
2014	Oklahoma City RedHawks	HOU	1	1	.500	2.25	14	0	0	0	0	1	20.0	19	8	5	0	0	7	3	19	2	0	2	.247
2016	Leones de Yucatan	OOC	0	2	.000	7.50	7	0	0	0	3	4	6.0	8	5	5	1	0	4	0	7	0	0	0	.320
2016	Vaqueros de la Laguna	OOC	0	0	--	18.00	1	0	0	0	0	0	1.0	1	2	2	0	0	2	0	2	1	0	0	.333
2017	Gwinnett Braves	ATL	1	5	.167	2.84	40	0	0	0	5	9	50.2	43	17	16	3	3	24	1	63	4	1	2	.224
Minor League Totals			17	24	.415	3.45	308	1	0	0	50	69	454.0	377	206	174	35	50	273	12	443	52	3	37	.228
Major League Totals			1	3	.250	5.31	72	0	0	0	0	1	76.1	90	47	45	10	4	40	0	56	4	0	8	.299

### PROFESSIONAL CAREER:

- Began his professional career in 2004 as a 17-year-old for the Tigers' Gulf Coast League affiliate...Tossed 32.0 innings in 16 relief appearances (4.78 ERA, 19BB/26K)...Returned there for 14 games in 2005.
- Combined for a 5-3 record in 2011 with seven saves and a 3.89 ERA for Class-A St. Lucie (8G) and Double-A Binghamton (36G)...After the season, was taken by Houston in the Rule 5 Draft.
- Made his MLB debut on April 7, 2012 vs. COL, striking out the only batter he faced (Michael Cuddyer).
- Appeared in 52 games in 2012, 5th most in the NL among rookie relievers.
- Pitched for Team Spain in the 2013 World Baseball Classic and allowed three earned runs over 1.1 innings pitched.
- Made 20 big-league appearances in 2013, allowing only one run in his final eight MLB games (9.0 IP).
- Split the 2014 season between Triple-A Oklahoma (14G) and Rakuten of the NPB in Japan (29G)...Was released by the Astros on June 2 and then signed with Rakuten, where he went 2-2 with a 3.99 ERA.
- Stayed in Japan for the 2015 season...Made 52 appearances and recorded 42 strikeouts while allowing just two home runs (1-3, 3.12 ERA).
- Pitched in the Mexican League for Yucatan and Laguna in 2016.





# MATT DERMODY

**LHP**

- **BATS/THROWS:** Left/Left
- **HEIGHT/WEIGHT:** 6'5" | 217
- **BORN:** 7/4/90 in Des Moines, IA
- **OPENING DAY AGE:** 27
- **ACQUIRED:** 28th round of the 2013 First-Year Player Draft
- **MLB DEBUT:** Toronto, 9/3/16 vs. TB (26yrs old)

## 2017 SEASON:

- Began the season with the Bisons, but also made four separate stints with the Blue Jays.
- Led all Bisons relievers and was 2nd overall with five wins...His 33 appearances were 4th-most on the team...All five wins came at Coca-Cola Field and he was 3-0 with a 1.32 ERA in 12 games in May (13.2IP).
- Made lone start (and first since 2015) in first appearance of the year, 4/9(2) vs. Scranton/Wilkes-Barre. (3.0IP, 4H, 3R, BB, 2K)...Three innings was his longest outing of the season.
- Allowed runs in eight of his 33 appearances with the Bisons...Went eight games and 9.0 innings straight without yielding a run, April 26-May 16.
- With Toronto, held left-handed hitters to a .195 average (8-41) with 5 walks and 15 strikeouts.
- Six of his 19 outings with the Jays were 2.0+ innings (2-0, 1.26 ERA, 2 ER/14.1 IP, 1BB/11K in those contests).
- Allowed three home runs in the 8th inning on April 16 vs. BAL, the 6th time in Blue Jays history a reliever allowed 3+ HR in an inning (Jason Grilli had the 7th occurrence, allowing 4 HR in the 8th inning on June 3 vs. NYY).
- Earned his 1st MLB win on July 30 vs. LAA with a career-high 3.0 innings of relief (1H, 1R, 0ER, 1BB).
- Put together a scoreless streak of 11.0 innings from Aug. 30-Sept. 24, the 7th longest by a Blue Jay in 2017.
- Had a 0-for-19 vs. LHH streak snapped on Sept. 16 at MIN (leadoff double to Joe Mauer).

## MATT DERMODY CAREER STATISTICS

Year	Team	ORG	W	L	PCT	ERA	G	GS	CG	SHO	SV	SVO	IP	H	R	ER	HR	HB	BB	IBB	SO	WP	BK	GDP	AVG
2013	GCL Blue Jays	TOR	0	0	--	0.00	1	1	0	0	0	0	2.2	1	0	0	0	0	0	0	1	0	0	0	.100
2013	Vancouver Canadians	TOR	5	1	.833	1.77	15	2	0	0	0	1	40.2	45	12	8	0	1	4	0	50	1	0	3	.280
2014	Lansing Lugnuts	TOR	4	6	.400	4.67	27	12	0	0	0	0	96.1	113	62	50	5	3	36	0	65	8	0	11	.294
2015	Dunedin Blue Jays	TOR	4	1	.800	4.21	35	1	0	0	1	1	77.0	98	40	36	2	3	13	0	62	1	0	8	.308
2016	Dunedin Blue Jays	TOR	1	1	.500	1.96	16	0	0	0	3	3	18.1	21	4	4	0	0	1	0	20	0	0	2	.296
2016	New Hampshire Fisher Cats	TOR	2	0	1.000	0.92	16	0	0	0	0	0	19.2	12	3	2	1	0	2	0	21	1	0	1	.174
2016	Buffalo Bisons	TOR	0	0	--	2.76	15	0	0	0	0	0	16.1	22	9	5	0	0	5	0	6	0	0	2	.324
2016	Toronto Blue Jays	TOR	0	0	--	12.00	5	0	0	0	0	0	3.0	6	4	4	1	1	0	0	5	1	0	0	.400
2017	Buffalo Bisons	TOR	5	1	.833	3.56	33	1	0	0	1	3	43.0	48	21	17	6	1	11	1	39	2	0	5	.277
2017	Toronto Blue Jays	TOR	2	0	1.000	4.43	23	0	0	0	0	0	22.1	23	13	11	6	2	5	1	15	1	0	2	.264
Minor League Totals			21	10	.677	3.50	158	17	0	0	5	8	314.0	360	151	122	14	8	72	1	264	13	0	32	.287
Major League Totals			2	0	1.000	5.33	28	0	0	0	0	0	25.1	29	17	15	7	3	5	1	20	2	0	2	.284

## PROFESSIONAL CAREER:

- In 2014, was promoted to the Class-A Lansing Lugnuts where he pitched to a 4-6 record with a 4.69 ERA and 65 strikeouts in a career-high 96 innings.
- Began the 2016 season in Dunedin and made 16 relief appearances with a 1.96 ERA before being promoted to the Double-A New Hampshire Fisher Cats...Made another 16 relief appearances for New Hampshire and posted a 0.92 ERA, which led to his promotion to the Triple-A Buffalo Bisons where he held a 2.76 ERA over 15 games.
- In 2016, pitched scoreless relief in 11 of his 15 outings with the Bisons.
- Was called up by Toronto on Sept. 1, 2016...Made his MLB debut on Sept. 3 in Tampa Bay (0.2 IP, 2H, K).



# DANNY ESPINOSA

**INF**

- **BATS/THROWS:** Switch/Right
- **HEIGHT/WEIGHT:** 6'0" | 205
- **BORN:** 4/25/87 in Santa Ana, CA
- **OPENING DAY AGE:** 30
- **ACQUIRED:** Free agent, 3/17/18
- **ORIGINALLY:** 3rd round of the 2008 Amateur draft (WSH)
- **MLB DEBUT:** Washington, 9/1/10 vs. FLA (23yrs old)

## 2017 SEASON:

- Split the season between three Major League teams: Angels, Mariners and Rays.
- Was on the Angels Opening Day Roster, the seventh Opening Day roster of his career.
- Designated on July 16 and released on July 22...Signed with Seattle on July 24 and played eight games before being released on August 22...Signed on with Tampa Bay on August 25 and played eight more games with the Rays.
- Had 12 RBI in his first 10 games of the year with the Angels, but then just 17 over the final 67 games with the club.
- Only appeared and second base with Los Angeles, and made only two errors all season.

## DANNY ESPINOSA CAREER STATISTICS

Year	Team	ORG	AVG	G	AB	R	H	2B	3B	HR	RBI	BB	IBB	SO	SB	CS	OBP	SLG	OPS	SF	SAC	HBP	GDP
2008	Vermont Lake Monsters	WSH	.328	19	64	8	21	2	0	0	4	17	1	17	2	2	.476	.359	.835	1	3	2	1
2009	Potomac Nationals	WSH	.264	133	474	90	125	31	4	18	72	74	2	129	29	11	.375	.460	.835	5	10	13	8
2010	Harrisburg Senators	WSH	.262	99	386	66	101	16	4	18	54	33	0	94	20	8	.334	.464	.798	2	3	10	9
2010	Syracuse Chiefs	WSH	.295	24	95	14	28	2	1	4	15	8	2	22	5	3	.349	.463	.812	2	2	1	2
2010	Washington Nationals	WSH	.214	28	103	16	22	4	1	6	15	9	1	30	0	2	.277	.447	.724	0	0	0	0
2011	Washington Nationals	WSH	.236	158	573	72	135	29	5	21	66	57	4	166	17	6	.323	.414	.737	4	5	19	6
2012	Washington Nationals	WSH	.247	160	594	82	147	37	2	17	56	46	4	189	20	6	.315	.402	.717	2	3	13	11
2013	Washington Nationals	WSH	.158	44	158	11	25	9	0	3	12	4	0	47	1	0	.193	.272	.465	1	1	3	1
2013	Syracuse Chiefs	WSH	.216	75	283	32	61	12	1	2	22	19	0	101	6	1	.280	.286	.566	2	2	7	5
2014	Washington Nationals	WSH	.219	114	333	31	73	14	3	8	27	18	5	122	8	1	.283	.351	.634	1	0	12	5
2015	Washington Nationals	WSH	.240	118	367	59	88	21	1	13	37	33	5	106	5	2	.311	.409	.720	3	3	6	6
2016	Washington Nationals	WSH	.209	157	516	66	108	15	0	24	72	54	12	174	9	2	.306	.378	.684	4	7	20	4
2017	LA Angels of Anaheim	LAA	.162	77	228	27	37	8	0	6	29	19	1	91	3	5	.237	.276	.513	2	1	4	2
2017	Seattle Mariners	SEA	.188	8	16	2	3	2	0	0	2	1	0	7	1	0	.235	.313	.548	0	0	0	0
2017	Tampa Bay Rays	TB	.273	8	22	1	6	0	0	0	0	1	0	11	0	0	.333	.273	.606	0	0	1	0
Minor League Totals			.258	350	1302	210	336	63	10	42	167	151	5	363	62	25	.347	.419	.766	12	20	33	25
Major League Totals			.221	872	2910	367	644	139	12	98	316	242	32	943	64	24	.297	.378	.675	17	20	78	35

## PROFESSIONAL CAREER:

- Was an Eastern League midseason and post season All-Star in 2010 and a Carolina League All-Star in 2009...Selected to the 2009 Futures All Star Game.
- In 2010, made his MLB debut as a defensive replacement, September 1 in Florida...also picked up his first MLB hit later in the same game.
- Finished 6th in NL Rookie of the Year voting in 2011, appearing in 158 games (155 at second base) for Washington...His 21 home runs were tied with Atlanta's Freddie Freeman for the NL Rookie lead...At the time, his 21 home runs were the second-highest total for a rookie second baseman...Home run was also the most ever by a Nationals' rookie until Bryce Harper hit 22 in 2012.
- In 2012, appeared in a career-high 160 games with the Nationals...Set a career high with 20 stolen bases in only 26 attempts.
- In 2015 with the Nationals, finished 4th among NL second basemen with 13 home runs and a .409 slugging pct...Appeared at all four infield positions plus left field over the course of the season.
- In 2016, set career highs with 24 home runs and 72 RBI in 157 games with the Nationals...Was also hit by a pitch 20 times, the most for a Nationals player in 18 years.



# ROEMON FIELDS

OF

- **BATS/THROWS:** Left/Left
- **HEIGHT/WEIGHT:** 5'11" | 180
- **BORN:** 11/28/90 in Seattle, WA
- **OPENING DAY AGE:** 27

• **ACQUIRED:** Free agent, 8/27/13

• **MLB DEBUT:** N/A

## 2017 SEASON:

- Played 103 games with the Bisons and was the team's 2017 Stan Barron Most Valuable Player.
- Set the Bisons modern era record with 43 stolen bases...Total is tied for the 8th most in the team's 133-year history.
- His 43 stolen bases were 12 more than any other player in the International League...43 steals came in 57 attempts...Swiped three bases on three tries on May 19 vs. Pawtucket...Stole a base in a Bisons' modern-era record seven consecutive games, July 29-August 5.
- Also led the Bisons with a .291 batting average that finished as the 5th-best average in the International League...Finished 2nd on the Bisons with 101 hits.
- Hit .337 with a .388 on-base percentage when leading off an inning.
- Also led the Bisons with five stolen bases.
- Opened the season with New Hampshire...Stole seven bases in seven attempts and hit .237 (16-for-59) over 16 contests before a promotion to Triple-A Buffalo on April 29.

## ROEMON FIELDS CAREER STATISTICS

Year	Team	ORG	AVG	G	AB	R	H	2B	3B	HR	RBI	BB	IBB	SO	SB	CS	OBP	SLG	OPS	SF	SAC	HBP	GDP
2014	Vancouver Canadians	TOR	.269	72	294	64	79	13	4	1	26	27	0	61	48	9	.338	.350	.688	2	0	5	3
2015	Dunedin Blue Jays	TOR	.269	66	264	34	71	10	4	1	21	16	1	52	21	9	.312	.348	.660	1	5	1	3
2015	Buffalo Bisons	TOR	.217	6	23	1	5	1	0	0	1	3	0	4	2	0	.308	.261	.569	0	1	0	2
2015	New Hampshire Fisher Cats	TOR	.257	49	202	28	52	2	1	1	11	18	0	34	23	5	.321	.292	.613	0	4	1	2
2016	New Hampshire Fisher Cats	TOR	.227	130	497	65	113	12	5	4	32	45	0	98	44	16	.295	.296	.591	1	10	3	6
2017	New Hampshire Fisher Cats	TOR	.237	16	59	7	14	2	1	0	5	3	0	9	7	0	.274	.305	.579	0	0	0	1
2017	Buffalo Bisons	TOR	.291	103	347	49	101	11	5	0	29	32	1	65	43	14	.355	.352	.707	1	5	3	6
Minor League Totals			.258	442	1686	248	435	51	20	7	125	144	2	323	188	53	.320	.324	.645	5	25	13	23

## PROFESSIONAL CAREER:

- In his first pro season (2014), became the fastest player in Class-A (short) Vancouver Canadians history to steal 20 bases, doing so in just 25 games...Ended up with a Northwest League-best 48 steals (16 more than any other player) in 57 attempts while hitting .269 over 72 games.
- Was assigned to Advanced-A Dunedin to begin the 2015 season...There he hit .269 with 21 steals in 66 games...Was promoted to Double-A New Hampshire on June 25 and collected 12 hits in his first six games...Made a six-game stint with Triple-A Buffalo in August and went 5-for-23 (.217)...Across all three levels, stole 46 bags in 60 attempts (76.7%).
- After the 2015 season, played for Salt River in the Arizona Fall League...Hit .253 (20-for-29) with two doubles, three triples and 14 steals in 23 games.
- Played solely for New Hampshire in 2016...Batted .227 with 12 doubles, five triples and a career-high four home runs across 130 contests...Stole 44 bases, 2nd most in the Eastern League.
- Has stolen 188 bases in 241 attempts (78.0%) across 442 career games.





# SAM GAVIGLIO

**RHP**

- **BATS/THROWS:** Right/Right
- **HEIGHT/WEIGHT:** 6'2" | 195
- **BORN:** 5/22/90 in Ashland, OR
- **OPENING DAY AGE:** 27
- **ACQUIRED:** Trade with Kansas City, 3/21/18
- **ORIGINALLY:** 5th round of the 2011 Amateur Draft (STL)
- **MLB DEBUT:** Seattle, 5/11/17 vs. TOR (26yrs old)

## 2017 SEASON:

- Went 4-5 with a 4.36 ERA (74.1IP) in 16 appearances (13 starts) between Seattle and Kansas City.
- Started the season at Triple-A Tacoma, where he went 2-3 with a 3.31 ERA (32.2IP) in five starts.
- Made 20 big-league appearances in 2013, allowing only one run in his final eight MLB games (9.0IP).
- Made his Major League debut with Seattle on May 11 at Toronto, allowing a solo home run in 2.0 innings of relief...Made his first big league start on May 18 vs. the White Sox, allowing three hits and one walk in 5.0 scoreless innings.
- Went 2-1 with a 2.67 ERA (27.0IP) in his first five big league starts, recording at least 5.0 innings and allowing no more than one earned run in all but one of those starts.
- Selected off waivers by Kansas City on Sept. 1.
- Went 1-0 with a 3.00 ERA (12.0IP) in four appearances (two starts) with the Royals in September.

## SAM GAVIGLIO CAREER STATISTICS

Year Team	ORG	W	L	PCT	ERA	G	GS	CG	SHO	SV	SVO	IP	H	R	ER	HR	HB	BB	IBB	SO	WP	BK	GDP	AVG
2011 Batavia Muckdogs	STL	0	0	--	0.00	2	2	0	0	0	0	4.0	2	0	0	0	0	0	0	4	0	0	0	.143
2012 Quad Cities River Bandits	STL	9	9	.500	3.92	23	23	0	0	0	0	133.0	128	74	58	12	11	30	0	113	16	0	13	.247
2013 GCL Cardinals	STL	0	0	--	0.00	2	1	0	0	0	0	8.0	4	0	0	0	0	1	0	9	0	0	0	.143
2013 Palm Beach Cardinals	STL	4	1	.800	2.72	7	7	0	0	0	0	39.2	29	13	12	2	1	12	0	30	1	0	0	.207
2014 Springfield Cardinals	STL	5	12	.294	4.28	25	24	0	0	0	0	136.2	153	79	65	8	9	46	2	126	12	3	12	.284
2015 AZL Mariners	SEA	0	0	--	0.00	2	2	0	0	0	0	4.0	2	0	0	0	0	0	0	1	0	0	0	.143
2015 Tacoma Rainiers	SEA	8	7	.533	5.13	21	17	0	0	0	0	101.2	102	64	58	16	4	36	0	79	4	0	6	.257
2016 Jackson Generals	SEA	5	5	.500	4.15	18	17	0	0	0	0	102.0	104	51	47	7	1	22	0	73	3	0	8	.263
2016 Tacoma Rainiers	SEA	3	2	.600	3.71	10	9	1	1	0	0	63.0	59	29	26	7	1	14	0	50	2	0	4	.243
2017 Seattle Mariners	SEA	3	5	.375	4.62	12	11	0	0	0	0	62.1	63	37	32	15	2	21	1	40	1	2	10	.270
2017 Tacoma Rainiers	SEA	3	6	.333	3.88	13	13	1	0	0	0	72.0	72	35	31	5	5	12	0	57	1	0	5	.259
2017 Kansas City Royals	KC	1	0	1.000	3.00	4	2	0	0	0	0	12.0	13	4	4	1	1	5	0	9	0	0	1	.271
Minor League Totals		37	42	.468	4.03	123	115	2	1	0	0	664.0	655	345	297	57	32	173	2	542	39	3	48	.255
Major League Totals		4	5	.444	4.36	16	13	0	0	0	0	74.1	76	41	36	16	3	26	1	49	1	2	11	.270

## PROFESSIONAL CAREER:

- Spent the entire 2014 season at Springfield (AA), where he went 5-12 with a 4.28 ERA (136.2 IP)...ranked third in the Texas League with 162 strikeouts.
- Matched a career high with 11 strikeouts (no walks) across 7.0 innings in a no-decision on June 10, 2014 vs. Tulsa.
- Following the 2014 season, was traded by St. Louis to Seattle in exchange for INF Ty Kelly.
- In 2015, spent most of the season in Tacoma, where he went 8-7 with a 5.13 ERA (101.2IP) in 21 appearances (17 starts)...Missed almost six weeks from July 16-Aug. 24 with a right elbow strain.
- In 2016, went 8-7 with a 3.98 ERA (165.0 IP) in 28 appearances (26 starts) between Double-A Jackson and Triple-A Tacoma...Recorded at least 6.0 innings in 19 of 26 starts, including 17 quality starts...pitched his first career complete game and shutout on Aug. 8, 2016 vs. Sacramento (9.0 IP).



# CHAD GIRODO

**LHP**
**• BATS/THROWS:** Left/Left

**• HEIGHT/WEIGHT:** 6'1" | 190

**• BORN:** 2/6/91 in Decatur, AL

**• OPENING DAY AGE:** 27

**• ACQUIRED:** 9th round of the 2013 First-Year Player Draft

**• MLB DEBUT:** Toronto, 4/22/16 vs. OAK (25yrs old)

## 2017 SEASON:

- Made 30 appearances and one start in his third season with the Bisons...30 appearances ranked 5th on the team.
- Missed nearly two months from June 19-August 6 on the disabled list.
- Earned all four of his saves by May 8...Three came in three consecutive outings, April 14-21, during which he three six scoreless innings (2BB, 5K).
- Earned a 4.0-inning save, May 8 in Syracuse (3H, 2R, 1ER, 4K).
- Had 5 strikeouts, April 27(2) in Norfolk (3.0IP)...Struck out 35 on the season in 47.2 innings of work.
- Pitched more than one inning in 14 of his 30 appearances, including seven outings of 3.0 innings or more.
- Held left-handed hitters to a .224 average against (17-76) with 19 strikeouts and five walks.

## CHAD GIRODO CAREER STATISTICS

Year Team	ORG	W	L	PCT	ERA	G	GS	CG	SHO	SV	SVO	IP	H	R	ER	HR	HB	BB	IBB	SO	WP	BK	GDP	AVG
2013 Lansing Lugnuts	TOR	1	1	.500	4.18	14	0	0	0	0	0	23.2	21	11	11	0	0	5	0	24	1	0	2	.236
2014 Dunedin Blue Jays	TOR	7	3	.700	2.47	47	1	0	0	3	8	76.2	70	25	21	2	3	20	1	81	2	0	5	.241
2015 Dunedin Blue Jays	TOR	2	2	.500	1.32	20	0	0	0	0	1	27.1	17	4	4	1	2	7	0	32	0	1	5	.175
2015 New Hampshire Fisher Cats	TOR	2	0	1.000	0.62	21	0	0	0	2	2	29.0	26	2	2	0	0	2	0	23	0	0	4	.241
2015 Buffalo Bisons	TOR	0	0	--	6.75	4	0	0	0	0	0	4.0	6	3	3	0	0	0	0	3	0	0	1	.353
2016 Toronto Blue Jays	TOR	0	0	--	4.35	14	0	0	0	0	0	10.1	11	5	5	3	1	2	0	5	1	0	1	.268
2016 Buffalo Bisons	TOR	2	1	.667	3.79	29	0	0	0	1	2	35.2	45	16	15	5	0	13	0	24	0	0	5	.321
2017 Dunedin Blue Jays	TOR	0	0	--	0.00	1	0	0	0	0	0	1.0	0	0	0	0	0	1	0	0	0	1	0	.000
2017 Buffalo Bisons	TOR	2	4	.333	3.02	30	1	0	0	4	5	47.2	55	19	16	3	2	17	3	35	0	2	5	.288
Minor League Totals		16	11	.593	2.64	166	2	0	0	10	18	245.0	240	80	72	11	7	65	4	222	3	4	27	.257
Major League Totals		0	0	--	4.35	14	0	0	0	0	0	10.1	11	5	5	3	1	2	0	5	1	0	1	.268

## PROFESSIONAL CAREER:

- Led Florida State League pitchers in appearances (47) in 2014.
- In 2015, spent time at three different levels within the organization, splitting much of the season between Single-A Dunedin and Double-A New Hampshire before being promoted to the Bisons on September 1 to finish the season...Did not allow a run from May 17-July 10, a span of 20.1 innings beginning while with Dunedin and extended after his promotion to New Hampshire on June 10.
- In 2015, surrendered just one home run over his 60.1 innings pitched, posting a 0.1 home runs per nine rate.
- Made Triple-A debut, September 1, 2015 vs. Syracuse (ND, 1.0 IP, H).
- Was on the Bisons 2016 Opening Day Roster...recalled by Toronto three times over the course of the season, April 22-24, May 4-June 2, June 15-27.
- Given the Bisons 2016 Community Service Award for his work in community appearances and youth clinics.
- On April 22 vs. Oakland, made his Major League debut, tossing 2.0 scoreless innings.



# TAYLOR GUERRIERI RHP

- **BATS/THROWS:** Right/Right
- **HEIGHT/WEIGHT:** 6'2" | 210
- **BORN:** 12/1/92 in Augusta, GA
- **OPENING DAY AGE:** 25
- **ACQUIRED:** Off waivers (TB), 11/6/17
- **ORIGINALLY:** 1st round (24) of the 2011 Amateur Draft (TB)
- **MLB DEBUT:** N/A

## 2017 SEASON:

- Was assigned to Triple-A Durham to begin the season.
- Made his Triple-A debut on April 8 at Gwinnett, earning the win while striking out seven batters over 5.2 innings.
- Threw just 3.2 innings in his next start on April 13 vs. Charlotte (2H, 0R, 1BB, 5K) before leaving with a strained right elbow.
- Did not play the rest of the year due to issues with his right elbow.

## TAYLOR GUERRIERI CAREER STATISTICS

Year	Team	ORG	W	L	PCT	ERA	G	GS	CG	SHO	SV	SVO	IP	H	R	ER	HR	HB	BB	IBB	SO	WP	BK	GDP	AVG
2012	Hudson Valley Renegades	TB	1	2	.333	1.04	12	12	0	0	0	0	52.0	35	7	6	0	4	5	0	45	3	1	6	.186
2013	Bowling Green Hot Rods	TB	6	2	.750	2.01	14	14	0	0	0	0	67.0	54	17	15	5	10	12	0	51	2	0	11	.225
2014	GCL Rays	TB	0	0	--	0.00	5	5	0	0	0	0	9.1	7	3	0	0	0	2	0	10	1	0	1	.194
2015	Charlotte Stone Crabs	TB	2	2	.500	2.14	12	10	0	0	0	0	42.0	37	14	10	0	2	11	0	44	2	0	5	.237
2015	Montgomery Biscuits	TB	3	1	.750	1.50	8	8	0	0	0	0	36.0	28	9	6	2	3	8	0	28	2	0	4	.206
2016	Montgomery Biscuits	TB	12	6	.667	3.76	28	26	0	0	1	1	146.0	130	67	61	11	10	46	0	89	14	0	12	.239
2017	Durham Bulls	TB	1	0	1.000	2.89	2	2	0	0	0	0	9.1	7	3	3	0	1	2	0	12	3	0	0	.200
Minor League Totals			25	13	.658	2.51	81	77	0	0	1	1	361.2	298	120	101	18	30	86	0	279	27	1	39	.223

## PROFESSIONAL CAREER:

- Went 1-2 for Class-A (short) Hudson Valley with a 1.04 ERA over 12 starts in 2012...Was named a Mid-Season All-Star...Did not walk a right-handed batter during the entire season...At the end of the year took Topps NYP Player of the Year honors and was named a MiLB.com Organizational All-Star.
- Ranked 2nd among Tampa Bay prospects by MLB.com entering 2013.
- Was named Pitcher of the Week on May 13, 2013 and was later selected as a Mid-Season All-Star.
- Was named to Team USA for the 2013 Futures Game but did not pitch due to injury...Underwent Tommy John surgery in July...Was also tagged as the Rays' top prospect by MLB.com following the 2013 season after posting a 2.01 ERA over 14 starts (6-2) for Single-A Bowling Green.
- Pitched in only five rehab games in 2014 but did not allow an earned run over 9.1 innings for the GCL Rays...Began the season by serving a 50-game suspension for a violation of the minor league drug prevention and treatment program.
- Returned from Tommy John Surgery in May of 2015 and joined Advanced-A Charlotte where he went 2-2 with a 2.14 ERA...Was promoted to Double-A Montgomery in July and put up a 3-1 record and a 1.50 ERA over eight starts.
- Spent all of 2016 with Montgomery, posting a 3.76 ERA over 26 starts (12-6)...Established career highs in starts (26), innings (146.0) and strikeouts (89)...Tied for the Southern League lead with two others at 12 wins.
- Owns a career 2.51 ERA over six minor-league seasons (81 games, 77 starts).





# TEOSCAR HERNANDEZ OF

- **BATS/THROWS:** Right/Right
- **HEIGHT/WEIGHT:** 6'2" | 180
- **BORN:** 10/15/92 in Cotui, DR
- **OPENING DAY AGE:** 25
- **ACQUIRED:** Trade with Houston, 7/31/17
- **ORIGINALLY:** Undrafted free agent, 2/17/11 by Houston
- **MLB DEBUT:** Houston, 8/12/16 vs. TB (23yrs old)

## 2017 SEASON:

- Started the year with Triple-A Fresno...Was called up to Houston on April 25 and made his season debut as a defensive replacement in right field (no at-bats)...Was placed on the DL the next day with a bruised left knee.
- Acquired from the Astros with OF Norichika Aoki in exchange for LHP Francisco Liriano on July 31 and assigned to Triple-A Buffalo where he hit .221 in 25 games (6-HR, 22-RBI, 4-SB, .811 OPS).
- Hit the Bisons' lone grand slam of 2017, August 13 in Toledo...Had 5RBI in the game.
- Hit 2HR on August 22 in Pawtucket, part of a four-hit game (4-5, 3R, 3RBI).
- Recalled from the Bisons on Sept. 1 and made his Toronto debut that night in Baltimore (1-for-4, 2B, BB).
- Went 3-for-4 with two home runs and five RBI on Sept. 10 vs. DET, his 1st career multi-homer game...Became the 4th Toronto rookie all-time with at least 2-HR and 5-RBI in a game...Became the 13th rookie in Blue Jays history to collect 5-RBI in a game (last: Anthony Gose on Sept. 8, 2012 at BOS).
- Homered for the 3rd consecutive game on Sept. 24 vs. NYY, becoming the 1st Toronto rookie all-time to do so.
- Recorded his 2nd career multi-HR game on Sept. 26 at BOS...Became the 1st Toronto rookie all-time to record two multi-HR games in a single month and the 8th different Toronto rookie to record two multi-HR games in a season.
- Hit a two-run home run with two outs in the 9th on Sept. 27 at BOS...Extended his Blue Jays rookie-record HR total for September to eight, which tied for the 2nd-most by a Toronto rookie in any month in club history (Cruz Jr.-9 in August, 1997; Delgado-8 in April, 1994)...Drove in his 19th and 20th runs of September, setting a new record for the most RBI in September by a Blue Jays rookie (Josh Phelps-19 in 2002).

## TEOSCAR HERNANDEZ CAREER STATISTICS

Year	Team	ORG	AVG	G	AB	R	H	2B	3B	HR	RBI	BB	IBB	SO	SB	CS	OBP	SLG	OPS	SF	SAC	HBP	GDP
2011	DSL Astros	HOU	.274	65	226	41	62	13	7	7	35	28	1	42	16	4	.360	.487	.847	3	0	4	4
2012	GCL Astros	HOU	.243	51	177	25	43	11	2	4	18	19	0	54	10	1	.325	.395	.720	1	0	3	3
2012	Lexington Legends	HOU	.240	8	25	2	6	2	0	1	5	3	0	12	1	0	.310	.440	.750	1	1	0	0
2013	Quad Cities River Bandits	HOU	.271	123	499	97	135	25	9	13	55	41	0	135	24	11	.328	.435	.763	4	17	4	8
2014	Lancaster JetHawks	HOU	.294	96	391	72	115	33	8	17	75	49	0	117	31	6	.376	.550	.926	5	5	5	7
2014	Corpus Christi Hooks	HOU	.284	23	95	12	27	4	1	4	10	2	0	36	2	3	.299	.474	.773	0	1	0	1
2015	Corpus Christi Hooks	HOU	.219	121	470	92	103	12	2	17	48	33	1	126	33	7	.275	.362	.637	2	5	4	11
2016	Corpus Christi Hooks	HOU	.305	69	279	53	85	19	0	6	30	32	0	55	29	11	.384	.437	.821	2	3	5	2
2016	Fresno Grizzlies	HOU	.313	38	144	20	45	9	3	4	23	13	0	25	5	4	.365	.500	.865	2	1	0	3
2016	Houston Astros	HOU	.230	41	100	15	23	7	0	4	11	11	1	28	0	2	.304	.420	.724	1	0	0	5
2017	Fresno Grizzlies	HOU	.279	79	301	54	84	20	3	12	44	39	2	72	12	7	.369	.485	.854	2	0	5	7
2017	Buffalo Bisons	TOR	.222	26	99	14	22	6	2	6	22	8	0	30	4	1	.294	.505	.799	0	0	2	0
2017	Toronto Blue Jays	TOR	.261	26	88	16	23	6	0	8	20	6	0	36	0	1	.305	.602	.907	1	0	0	0
Minor League Totals			.269	699	2706	482	727	154	37	91	365	267	4	704	167	55	.339	.454	.793	22	33	32	46
Major League Totals			.245	68	188	31	46	13	0	12	31	17	1	64	0	3	.304	.505	.810	2	0	0	5

## PROFESSIONAL CAREER:

- In his first professional season in 2013, was named the DSL Astros team MVP.
- In 2013, led the Midwest League in runs (97) and ranked 2nd in outfield assists (14).
- Named a 2014 Mid-Season All-Star, a Post-Season All-Star, an Organizational All-Star by MiLB.com, and a Baseball America High Class-A All-Star.
- Split 2016 between Double-A and Triple-A...Was named a Mid-Season All-Star in 2016 while with Double-A Corpus Christi...Also named a Post-Season All-Star and an Organizational All-Star by MiLB.com at the end of the year.
- Made his MLB debut on August 20, 2016 vs. Toronto...Homered in his 3rd plate appearance, a solo HR off of Francisco Liriano...Became the 5th Houston player all-time with a HR in his MLB debut.



# DANNY JANSEN

C

- **BATS/THROWS:** Right/Right
- **HEIGHT/WEIGHT:** 6'2" | 210
- **BORN:** 4/15/95 in Elmhurst, IL
- **OPENING DAY AGE:** 22
- **ACQUIRED:** 16th round of the 2013 First-Year Player Draft
- **MLB DEBUT:** N/A

## 2017 SEASON:

- Started the season in Advanced-A Dunedin and slashed .369/.422/.541 over 31 games.
- Hit .291 in 52 games with Double-A New Hampshire...Threw out 14 of 45 stolen base attempts (31.1%).
- Was named a Mid-Season All-Star in both the Florida State League (A+) and the Eastern League (AA).
- Was promoted to the Bisons in August...Doubled and drove in two runs in his Triple-A debut on Aug. 4 vs. Lehigh Valley.
- Hit a triple and homered twice in a 4-4 effort on Aug. 21 at Pawtucket, bringing his average to .500 through his first 12 games with the Bisons.
- Finished the year with a .328/.423/.552 line over 21 games with the Herd.
- Played in a career-best 104 games, 47 more than his previous high of 57 in 2016.
- Was named a Baseball America Minor-League First-Team All-Star and an MiLB.com Organizational All-Star at the end of the season.

## DANNY JANSEN CAREER STATISTICS

Year	Team	ORG	AVG	G	AB	R	H	2B	3B	HR	RBI	BB	IBB	SO	SB	CS	OBP	SLG	OPS	SF	SAC	HBP	GDP
2013	GCL Blue Jays	TOR	.246	36	114	19	28	4	0	0	18	21	0	10	0	0	.364	.281	.645	3	0	2	6
2014	Bluefield Blue Jays	TOR	.282	38	124	22	35	10	0	5	17	16	0	17	2	1	.390	.484	.874	0	0	6	2
2015	GCL Blue Jays	TOR	.238	7	21	4	5	1	0	1	3	2	0	5	0	0	.304	.429	.733	0	0	0	0
2015	Lansing Lugnuts	TOR	.206	46	160	19	33	8	0	4	27	19	0	22	2	0	.299	.331	.630	2	0	3	2
2016	GCL Blue Jays	TOR	.222	3	9	0	2	0	0	0	2	1	0	2	0	0	.364	.222	.586	0	0	1	0
2016	Dunedin Blue Jays	TOR	.218	54	188	18	41	7	0	1	23	22	0	40	7	1	.313	.271	.584	2	0	5	3
2017	Dunedin Blue Jays	TOR	.369	31	122	19	45	6	0	5	18	8	0	14	0	0	.422	.541	.963	1	1	4	3
2017	New Hampshire Fisher Cats	TOR	.291	52	179	23	52	15	1	2	20	22	2	19	1	0	.378	.419	.797	3	1	5	5
2017	Buffalo Bisons	TOR	.328	21	67	8	22	4	1	3	10	11	1	7	0	0	.423	.552	.975	0	0	0	0
Minor League Totals			.267	288	984	132	263	55	2	21	138	122	3	136	12	2	.360	.391	.751	11	2	26	21

## PROFESSIONAL CAREER:

- Was promoted to the Rookie-Advanced Bluefield Blue Jays for the 2014 season...In 38 games he batted .282 with five home runs and 17 RBI.
- Had a 22-game on-base streak from July 6-31, 2014...Over the course of that month hit .318 with a .447 OBP.
- Assigned to the Class-A Lansing Lugnuts in 2015 and was placed on the disabled list on May 30...Played seven games in the Gulf Coast League for rehab and rejoined Lansing in August.
- Assigned to the Advanced-A Dunedin Blue Jays to open the 2016 minor league season.
- In 57 total games in 2016, hit .218 with one home run and 25 RBI.
- Was assigned to the Mesa Solar Sox of the Arizona Fall League after the 2016 season...Appeared in 20 games for the Sox and hit .282 with 11 RBI and the first two triples of his professional career.
- Has committed just 15 errors in 2118 total chances, posting a .993 fielding percentage over his career while throwing out 83 of 319 (26.0%) attempted base stealers.



# JASON LEBLEBIJIAN INF

- **BATS/THROWS:** Right/Right
- **HEIGHT/WEIGHT:** 6'2" | 205
- **BORN:** 5/31/91 in Arlington Heights, IL
- **OPENING DAY AGE:** 26
- **ACQUIRED:** 25th round of the 2012 MLB Amateur Draft
- **MLB DEBUT:** N/A

## 2017 SEASON:

- Led the Bisons in total bases (173), hits (110), extra-base hits (37), RBI (60), slugging pct. (.405) and runs scored (56) and finished 2nd on the club in games played (120)...Was 3rd on the Bisons with 11 home runs.
- Led the Bisons with 29 multi-hit games, including a team-best four, four-hit performances.
- Hit two home runs and drove in four, May 29 in Charlotte (4-5, 3R, 2B).
- Combined with Ian Parmley to hit back-to-back home runs, May 6(1) vs. Lehigh Valley.
- Had five RBI on May 6(1) vs. Lehigh Valley and drove in four on two other occasions...Hit .289 with RiSP (33-114).
- Spent time at all four infield positions and left field...Spent most of the time at third base (66G, 4E, .976 pct.).
- Earned International League Player of the Week for the week of May 29-June 4, hitting .481 (13-27) over seven games with a double, triple, two homers and seven RBI.
- Was voted on by his teammates as the Bisons 2017 Most Inspirational Player.

## JASON LEBLEBIJIAN CAREER STATISTICS

Year	Team	ORG	AVG	G	AB	R	H	2B	3B	HR	RBI	BB	IBB	SO	SB	CS	OBP	SLG	OPS	SF	SAC	HBP	GDP
2012	Bluefield Blue Jays	TOR	.194	9	31	3	6	3	0	0	3	5	0	8	1	0	.333	.290	.623	1	0	2	1
2012	Vancouver Canadians	TOR	.291	37	148	24	43	9	1	2	20	10	1	44	6	1	.331	.405	.736	2	0	0	0
2012	Lansing Lugnuts	TOR	.222	12	45	7	10	1	0	0	1	7	0	13	1	1	.352	.244	.596	0	0	2	2
2013	Dunedin Blue Jays	TOR	.278	7	18	2	5	1	0	1	4	2	0	4	0	0	.350	.500	.850	0	0	0	2
2013	Vancouver Canadians	TOR	.333	5	21	3	7	1	1	1	5	2	0	5	1	0	.391	.619	1.010	0	0	0	1
2013	Lansing Lugnuts	TOR	.231	50	160	23	37	6	1	0	12	17	0	33	3	2	.321	.281	.602	2	0	5	1
2014	Lansing Lugnuts	TOR	.248	99	323	56	80	23	2	5	48	28	0	71	8	6	.322	.378	.700	3	1	9	7
2015	Dunedin Blue Jays	TOR	.170	32	112	8	19	4	1	0	5	10	0	31	3	1	.250	.223	.473	0	0	2	1
2015	Lansing Lugnuts	TOR	.277	68	264	46	73	19	3	9	48	28	0	58	10	4	.346	.473	.819	2	2	1	8
2016	Dunedin Blue Jays	TOR	.295	52	200	32	59	7	0	6	18	18	0	59	6	4	.362	.420	.782	0	1	3	2
2016	New Hampshire Fisher Cats	TOR	.293	75	270	40	79	19	1	7	37	28	0	80	5	2	.359	.448	.807	5	0	3	3
2017	Buffalo Bisons	TOR	.258	120	427	56	110	22	4	11	60	35	1	124	3	2	.323	.405	.728	3	0	8	16
Minor League Totals			.262	566	2019	300	528	115	14	42	261	190	2	530	47	23	.333	.395	.728	18	4	35	44

## PROFESSIONAL CAREER:

- Made his pro debut on June 19, 2012 with the Rookie-level Bluefield Blue Jays.
- Hit his 1st and 2nd pro home runs on July 6, 2012 at Salem-Keizer, just his second game after a promotion to Class-A Vancouver.
- Played 99 games for Lansing in 2014 and hit .248...Played five different positions and made just eight errors for a .980 fielding percentage.
- Also made two relief appearances during the 2014 season and allowed two unearned runs while recording one strikeout.
- Split 2015 between Dunedin and Lansing and batted .245 over 100 games...Earned Player of the Week honors while with Dunedin, first on June 22 and again on July 27.
- After the 2015 season, played in the Australian Baseball League for the Canberra Calvary and was named team MVP for posting a .312 average (63-for-202) and hitting eight home runs in 51 games.
- Started the 2016 season with Dunedin and slashed .295/.362/.420 over 52 contests...Was named a Mid-Season All-Star.
- Was promoted to Double-A New Hampshire on June 4, 2016...Homered and had three hits in his Double-A debut on June 5 at Reading...Hit two home runs just four days later, June 9 vs. Richmond.
- Strung together a 30-game on-base streak from June 24-July 28, 2016.





# TIM LOPES

**INF**

- **BATS/THROWS:** Right/Right
- **HEIGHT/WEIGHT:** 5'11" | 180
- **BORN:** 6/24/94 in Los Angeles, CA
- **OPENING DAY AGE:** 23
- **ACQUIRED:** Trade with Seattle, 9/30/16
- **ORIGINALLY:** 6th round of the 2012 Amateur Draft (SEA)
- **MLB DEBUT:** N/A

## 2017 SEASON:

- In his first season as part of the Blue Jays' organization, played all 128 games with Double-A New Hampshire.
- Set career highs in home runs (7) and RBI (50) while batting .271 with 27 doubles and four triples...His .728 OPS was his best since the 2012 season (.851).
- Led the Fisher Cats with 127 hits...Ranked 2nd on the team in doubles and tied for the team lead in triples.
- Put together a 12-game hitting streak from April 13-24, batting .372 (16-for-43) over that span.
- Hit .386 in the month of July (39-for-101) with seven doubles and three homers for a .986 OPS.
- Named an MiLB.com Organizational All-Star at the end of the season.

## TIM LOPES CAREER STATISTICS

Year	Team	ORG	AVG	G	AB	R	H	2B	3B	HR	RBI	BB	IBB	SO	SB	CS	OBP	SLG	OPS	SF	SAC	HBP	GDP
2012	AZL Mariners	SEA	.316	53	215	42	68	11	12	0	32	24	0	29	7	3	.381	.479	.860	4	0	1	5
2012	High Desert Mavericks	SEA	.250	4	12	2	3	0	1	0	1	0	0	1	0	0	.250	.417	.667	0	0	0	0
2013	Clinton LumberKings	SEA	.272	92	334	40	91	15	3	1	36	20	2	46	10	7	.315	.344	.659	3	6	2	10
2014	High Desert Mavericks	SEA	.238	114	421	54	100	16	7	4	44	37	0	81	18	7	.308	.337	.645	1	5	6	5
2015	Bakersfield Blaze	SEA	.276	123	478	69	132	27	4	2	49	41	1	96	35	18	.340	.362	.702	6	14	8	13
2016	Jackson Generals	SEA	.284	131	510	74	145	23	5	1	49	54	0	88	26	6	.358	.355	.713	5	5	7	20
2017	New Hampshire Fisher Cats	TOR	.271	128	469	49	127	27	4	7	50	49	1	86	19	9	.338	.390	.728	6	0	2	9
Minor League Totals			.273	645	2439	330	666	119	36	15	261	225	4	427	115	50	.338	.370	.708	25	30	26	62

## PROFESSIONAL CAREER:

- Began his pro career in 2012 by playing 53 games for the AZL Mariners and four games for the Advanced-A High Desert Mavericks...Combined to hit .313 with 11 doubles and 13 triples.
- Was assigned to the Class-A Clinton LumberKings for the 2013 season...Batted .272 over 92 games...Hit his 1st professional home run on Aug. 2 vs. Beloit.
- Played exclusively for High Desert in 2014...Hit four homers and drove in 44 runs but saw his average drop to .238.
- Hit .276 over 123 games with Advanced-A Bakersfield in 2015...Stole a career-high 35 bases (53 attempts).
- Was named a 2015 MiLB.com Organizational All-Star.
- Was assigned to Double-A Jackson for the 2016 season...Hit .333 (25-for-75) in his first 19 games at the AA level.
- Finished 2016 with a career-high .284 average and a personal-best 145 hits.
- Was named a 2016 Southern League Post-Season All-Star.



# TIM MAYZA

**LHP**

- **BATS/THROWS:** Left/Left
- **HEIGHT/WEIGHT:** 6'3" | 220
- **BORN:** 1/15/92 in Allentown, PA
- **OPENING DAY AGE:** 26
- **ACQUIRED:** 12th round of the 2013 First-Year Player Draft
- **MLB DEBUT:** Toronto, 8/15/17 vs. TB (25yrs old)

## 2017 SEASON:

- Began the season at Double-A New Hampshire...Promoted to the Bisons on July 3.
- Allowed just two runs in 11 appearances with the Herd for a 0.93 ERA.
- Worked more than an inning in eight of his 11 games with the Bisons.
- With the Bisons, allowed just two singles and a double in 20 at-bats against left-handed hitters (.150).
- Had his contract selected on Aug. 14.
- Recorded at least one strikeout in 17 of his 19 MLB games for a 14.29 K/9 ratio (highest among Toronto pitchers).
- With the Blue Jays, allowed just one extra-base hit (a double) to a left-handed hitter (37 PA) while limiting them to a .206 average (7-34, 3BB, 12K).
- Made his MLB debut on Aug. 15 vs. TB, tossing one inning (2H, 1K)...Struck out the 1st batter he faced (Peter Bourjos)...Became the first player from Millersville University to appear in a MLB game since RHP Jim Todd in 1979.
- Was sent down to Buffalo on Aug. 19 and recalled again three days later.
- Picked up his 1st MLB win on Sept. 12 vs. BAL (0.1 IP, K).

## TIM MAYZA CAREER STATISTICS

Year	Team	ORG	W	L	PCT	ERA	G	GS	CG	SHO	SV	SVO	IP	H	R	ER	HR	HB	BB	IBB	SO	WP	BK	GDP	AVG
2013	GCL Blue Jays	TOR	0	2	.000	10.29	3	2	0	0	0	0	7.0	11	8	8	0	0	2	0	10	0	0	0	.355
2013	Bluefield Blue Jays	TOR	1	2	.333	6.95	10	3	0	0	0	1	22.0	30	20	17	2	1	10	1	17	4	0	2	.323
2014	Vancouver Canadians	TOR	2	3	.400	6.75	12	0	0	0	0	1	20.0	31	20	15	2	2	12	0	17	6	0	1	.356
2014	Bluefield Blue Jays	TOR	0	1	.000	6.75	4	0	0	0	1	1	6.2	7	5	5	0	1	4	0	3	0	0	3	.304
2015	Lansing Lugnuts	TOR	3	2	.600	3.07	26	1	0	0	3	4	55.2	49	21	19	0	0	27	1	62	6	1	6	.238
2016	New Hampshire Fisher Cats	TOR	1	3	.250	4.11	14	0	0	0	0	2	15.1	16	10	7	0	0	15	0	13	2	0	3	.281
2016	Dunedin Blue Jays	TOR	2	0	1.000	1.66	28	0	0	0	4	7	48.2	36	16	9	1	0	15	0	52	1	0	1	.201
2017	New Hampshire Fisher Cats	TOR	1	1	.500	4.59	29	0	0	0	4	7	33.1	32	18	17	5	1	15	2	42	1	0	3	.252
2017	Buffalo Bisons	TOR	1	1	.500	0.93	11	0	0	0	0	0	19.1	16	2	2	0	0	7	0	16	0	0	2	.216
2017	Toronto Blue Jays	TOR	1	0	1.000	6.88	19	0	0	0	0	0	17.0	24	15	13	3	0	4	0	27	0	0	1	.320
Minor League Totals			11	15	.423	3.91	137	6	0	0	12	23	228.0	228	120	99	10	5	107	4	232	20	1	21	.260
Major League Totals			1	0	1.000	6.88	19	0	0	0	0	0	17.0	24	15	13	3	0	4	0	27	0	0	1	.320

## PROFESSIONAL CAREER:

- Posted career bests in WHIP (1.37), ERA (3.07), opponents' batting average (.238) and H/9 ratio (7.92) during the 2015 season at Class-A Lansing.
- Made a spot start for Lansing in 2015 on Aug. 22 vs. Bowling Green and tossed five scoreless innings (1H, 1BB, 5K).
- Recorded a save in his 1st career professional postseason contest – Sept. 12 vs. West Michigan...Worked 2.1 innings that afternoon (allowed 1 ER).
- Began the 2016 season at Advanced-A Dunedin...Posted a 1.66 ERA over 48.2 IP of work (28 games).
- On April 22, 2016 vs. Lakeland, combined to throw a no-hitter along with Brad Allen and Adonys Cardona...It was the first no-hitter recorded by Dunedin since 1992.
- In 42 relief appearances between Dunedin and New Hampshire in 2016, combined to produce a 2.25 ERA with 30 walks and 65 strikeouts over 64.0 innings.



# DECK MCGUIRE

## RHP

- **BATS/THROWS:** Right/Right
- **HEIGHT/WEIGHT:** 6'6" | 220
- **BORN:** 6/23/89 in Richmond, VA
- **OPENING DAY AGE:** 28
- **ACQUIRED:** Free agent, 11/16/17
- **ORIGINALLY:** 1st round (11) of the 2010 Amateur Draft (TOR)
- **MLB DEBUT:** Cincinnati, 9/12/17 vs. STL (28yrs old)

### 2017 SEASON:

- Played the entire season with Double-A Pensacola where he went 9-9 with a 2.79 ERA (168.0IP, 170K).
- Posted a 1.41 ERA in July, the best of any Double-A pitcher that month...Was named a Southern League Mid-Season All-Star.
- Finished the year with the league lead in opp. avg. (.208), and WHIP (1.08) while ranking 3rd in ERA.
- Allowed 10.06 baserunners per nine innings (2nd fewest among Southern League starters) and recorded 8.89 K/9 (3rd best in the SL).
- Started Game 1 of the SL's Southern Division Championship and earned a 2-0 win vs. Jacksonville...Became Pensacola's first pitcher ever to record 8.0 shutout innings with no walks and at least 13 strikeouts.
- Was promoted to the Reds on Sept. 12 and made his MLB debut that night in St. Louis (1.2 IP, 1H, 1K)...Came into the game in the 7th inning with the bases loaded and one out...Induced a double play from the 1st batter he faced (Harrison Bader) and then pitched a scoreless 8th inning, which included his 1st career strikeout (Greg Garcia).
- After four scoreless relief appearances (5.2 IP, 0BB, 4K), joined Cincinnati's starting rotation.
- In his first start on Sept. 26 at MIL, lasted just three innings while allowing six hits and six runs (4ER, HR, 2BB, 5K).
- Earned his first career win on Oct. 1 at CHC, hurling 5.0 shutout innings (2H, 2K).

### DECK MCGUIRE CAREER STATISTICS

Year	Team	ORG	W	L	PCT	ERA	G	GS	CG	SHO	SV	SVO	IP	H	R	ER	HR	HB	BB	IBB	SO	WP	BK	GDP	AVG
2011	Dunedin Blue Jays	TOR	7	4	.636	2.75	19	18	0	0	0	0	104.2	89	38	32	9	6	38	0	102	1	0	6	.228
2011	New Hampshire Fisher Cats	TOR	2	1	.667	4.35	4	3	1	0	0	0	20.2	20	10	10	4	1	7	0	22	3	0	2	.253
2012	New Hampshire Fisher Cats	TOR	5	15	.250	5.88	28	28	0	0	0	0	144.0	162	103	94	22	6	62	0	97	7	0	10	.286
2013	New Hampshire Fisher Cats	TOR	9	10	.474	4.86	27	26	1	0	0	0	157.1	148	90	85	12	4	59	1	143	7	0	4	.247
2014	New Hampshire Fisher Cats	TOR	3	4	.429	2.98	10	10	0	0	0	0	60.1	58	28	20	3	3	17	0	47	3	0	2	.249
2014	Buffalo Bisons	TOR	3	5	.375	5.56	10	10	0	0	0	0	55.0	57	37	34	12	1	23	0	38	1	0	6	.265
2014	Sacramento River Cats	OAK	2	4	.333	8.05	7	6	0	0	0	0	34.2	49	32	31	5	0	16	1	16	1	0	2	.340
2015	Tulsa Drillers	LAD	4	2	.667	3.55	18	9	0	0	1	1	71.0	58	28	28	5	0	19	3	66	4	1	3	.223
2015	Oklahoma City Dodgers	LAD	5	4	.556	3.84	12	9	0	0	0	0	65.2	70	30	28	6	3	17	1	53	2	0	8	.287
2016	Springfield Cardinals	STL	0	0	--	0.00	1	1	0	0	0	0	7.0	2	1	0	0	1	3	1	8	0	0	0	.091
2016	Memphis Redbirds	STL	7	11	.389	5.10	26	26	1	1	0	0	134.0	134	79	76	22	5	50	4	111	6	1	9	.263
2017	Pensacola Blue Wahoos	CIN	9	9	.500	2.79	28	27	0	0	0	0	168.0	125	58	52	13	4	57	0	170	5	2	8	.208
2017	Cincinnati Reds	CIN	1	1	.500	2.63	6	2	0	0	0	0	13.2	10	6	4	1	1	2	0	11	0	0	1	.189
Minor League Totals			56	69	.448	4.31	190	173	3	1	1	1	1022.1	972	534	490	113	34	368	11	873	40	4	60	.252
Major League Totals			1	1	.500	2.63	6	2	0	0	0	0	13.2	10	6	4	1	1	2	0	11	0	0	1	.189

### PROFESSIONAL CAREER:

- Started 2011 with Advanced-A Dunedin and was a Mid-Season All-Star...Posted a 2.75 ERA over 19 games before playing his final four contests with Double-A New Hampshire (4.35 ERA).
- Spent all of 2012 with the Fisher Cats and tied for the Eastern League lead in starts.
- Ranked 14th among Blue Jays prospects by MLB.com entering the 2013 season...Spent the entire year with New Hampshire and led the team with 143 strikeouts...Ranked 2nd in the Eastern League in innings pitched (157.1) and 4th in strikeouts...16 of his 26 starts were quality starts.
- Started 2014 in Double-A and after 10 games with a 2.98 ERA was promoted to the Bisons...Went 3-5 with a 5.56 ERA before his trade to the Athletics...Went 2-4 with an 8.05 ERA in seven games for Triple-A Sacramento.
- Made 26 starts for Triple-A Memphis in 2016 (7-11, 5.10 ERA), including his first professional shutout in his final start on Sept. 24 at Round Rock as he threw 5.0 innings (2H, 4K) in a rained-out contest.





# REESE MCGUIRE

C

- **BATS/THROWS:** Left/Right
- **HEIGHT/WEIGHT:** 5'11" | 210
- **BORN:** 3/2/95 in Seattle, WA
- **OPENING DAY AGE:** 23
- **ACQUIRED:** Trade with Pittsburgh, 8/1/16
- **MLB DEBUT:** N/A

## 2017 SEASON:

- Was ranked as the 6th-best catching prospect by MLB.com entering 2017.
- Spent the majority of the season with Double-A New Hampshire.
- Missed two months with a right-knee injury...Played rehab games for Bluefield (8G) and Dunedin (3G) to work his way back after he had surgery for a torn meniscus in May.
- Was named Eastern League Player of the Week for the week of Aug. 14-20...Hit .533 (8-for-15) with a double, three home runs, four RBI, two walks and a 1.200 slugging percentage in four games for the Fisher Cats.
- Finished the Double-A season with a line of .278/.366/.496 over 34 games...His overall .859 OPS was the highest of his career.
- Played for Aguilas Cibaenas in the Dominican Winter League and batted .283 (13-for-46) in 18 games.

## REESE MCGUIRE CAREER STATISTICS

Year	Team	ORG	AVG	G	AB	R	H	2B	3B	HR	RBI	BB	IBB	SO	SB	CS	OBP	SLG	OPS	SF	SAC	HBP	GDP
2013	GCL Pirates	PIT	.330	46	176	30	58	11	0	0	21	15	2	18	5	1	.388	.392	.780	2	2	3	5
2013	Jamestown Jammers	PIT	.250	4	16	3	4	0	0	0	0	1	0	1	1	0	.294	.250	.544	0	0	0	1
2014	West Virginia Power	PIT	.262	98	389	46	102	11	4	3	45	24	0	44	7	2	.307	.334	.641	6	4	4	11
2015	Bradenton Marauders	PIT	.254	98	374	32	95	15	0	0	34	26	1	39	14	7	.301	.294	.595	4	6	1	15
2016	Altoona Curve	PIT	.259	77	266	29	69	16	2	1	37	29	0	26	4	4	.337	.346	.683	2	4	3	2
2016	New Hampshire Fisher Cats	TOR	.226	15	53	5	12	2	0	0	5	7	0	8	2	2	.328	.264	.592	0	0	1	3
2017	GCL Blue Jays	TOR	.409	8	22	4	9	2	0	0	7	3	0	1	0	1	.462	.500	.962	1	0	0	0
2017	Dunedin Blue Jays	TOR	.250	3	12	1	3	1	0	0	1	1	0	2	0	0	.308	.333	.641	0	0	0	0
2017	New Hampshire Fisher Cats	TOR	.278	34	115	19	32	5	1	6	20	16	1	19	2	1	.366	.496	.862	2	2	1	4
Minor League Totals			.270	383	1423	169	384	63	7	10	170	122	4	158	35	18	.330	.345	.675	17	18	13	41

## PROFESSIONAL CAREER:

- Made his professional debut on July 4, 2013 against the GCL Tigers, going 4-for-5 with a pair of doubles and three RBI.
- Was named the Gulf Coast's Player of the Month in August of 2013 after hitting .369 with nine doubles and 12 RBI in 21 games...Was selected to the post-season GCL All-Star team.
- Was ranked as the 8th-best prospect in Pittsburgh's system entering 2014, as well as the "Best Defensive Catcher" in the club's minor league system by Baseball America.
- Spent the entire 2014 campaign with Class-A West Virginia, where he was named to the South Atlantic League's Mid-Season All-Star team...Threw out a league-leading 49 runners attempting to steal against him.
- Hit .351 over a 19-game hitting streak from May 7-30, 2014, tied for the longest hitting streak in the South Atlantic League that season.
- Spent the entire 2015 campaign with Advanced-A Bradenton, where he was named to the Florida State League's Mid-Season All-Star team...Threw out 27 of the 107 runners (25%) attempting to steal against him.
- Was rated by Baseball America as Pittsburgh's "Best Defensive Catcher" in the publication's "Best Tools" edition at the end of the 2015 campaign.
- Was limited to just 15 games for New Hampshire following his trade on Aug. 1, 2016 from Pittsburgh due to injury (on DL from Aug. 12-22).
- Threw out 37% (35/96) of runners attempting to steal a base on him in 2016.
- Walked 36 times in 2016 while striking out only 34 times (365 plate appearances).
- Was named a 2016 Organizational All-Star by MiLB.com.



# SAM MOLL

## LHP

- **BATS/THROWS:** Left/Left
- **HEIGHT/WEIGHT:** 5'10" | 185
- **BORN:** 1/3/92 in Lakeland, TN
- **OPENING DAY AGE:** 26
- **ACQUIRED:** Off waivers (SEA), 3/17/18
- **ORIGINALLY:** 3rd round of the 2013 Amateur Draft (COL)
- **MLB DEBUT:** Oakland, 9/1/17 vs. SEA (25yrs old)

### 2017 SEASON:

- From the start of the 2017, has been part of five organizations...Opened the season in the Colorado organization before being acquired in a trade by Oakland, Aug. 16, for a player to be named later...Was claimed off waivers by Pittsburgh on Nov. 27, claimed off waivers by Seattle on Nov. 30 and claimed off waivers by the Blue Jays, March 3, 2018.
- Made his MLB debut with the A's, posting a 10.80ERA (6.2IP) with 7 strikeouts in 11 relief appearances with Oakland.
- Prior to that, split minor league season with Triple-A Albuquerque and Nashville, going 3-2 with 3.64 ERA (54.1IP) with 47 strikeouts in 50 relief games.
- Did not allow a run over 6 appearances (7.0 IP) with Nashville.
- Allowed just four home runs in 54.1 innings in minors (0.66/9.0 IP).

### SAM MOLL CAREER STATISTICS

Year	Team	ORG	W	L	PCT	ERA	G	GS	CG	SHO	SV	SVO	IP	H	R	ER	HR	HB	BB	IBB	SO	WP	BK	GDP	AVG
2013	Tri-City Dust Devils	COL	3	1	.750	1.80	10	6	0	0	0	0	30.0	20	9	6	0	0	10	0	29	5	0	3	.182
2014	Tri-City Dust Devils	COL	0	1	.000	4.15	9	0	0	0	0	1	13.0	17	6	6	1	1	4	0	7	0	1	1	.327
2015	Modesto Nuts	COL	0	1	.000	3.02	25	0	0	0	2	3	53.2	40	20	18	7	2	12	0	57	3	0	5	.206
2015	New Britain Rock Cats	COL	0	0	--	1.23	13	0	0	0	0	1	14.2	7	2	2	0	0	4	0	17	0	0	1	.140
2016	Grand Junction Rockies	COL	0	0	--	0.00	2	0	0	0	0	0	2.0	0	0	0	0	0	0	0	5	0	0	0	.000
2016	Albuquerque Isotopes	COL	3	5	.375	4.94	42	0	0	0	2	4	47.1	55	30	26	5	1	19	1	39	3	1	6	.296
2017	Albuquerque Isotopes	COL	3	2	.600	4.18	44	0	0	0	0	1	47.1	56	27	22	4	2	18	0	39	4	0	9	.292
2017	Nashville Sounds	OAK	0	0	--	0.00	6	0	0	0	0	0	7.0	5	0	0	0	1	1	0	8	0	0	0	.192
2017	Oakland Athletics	OAK	0	0	--	10.80	11	0	0	0	0	0	6.2	13	8	8	2	0	3	0	7	0	0	1	.406
Minor League Totals			9	10	.474	3.35	151	6	0	0	4	10	215.0	200	94	80	17	7	68	1	201	15	2	25	.245
Major League Totals			0	0	--	10.80	11	0	0	0	0	0	6.2	13	8	8	2	0	3	0	7	0	0	1	.406

### PROFESSIONAL CAREER:

- Began his career in 2013, going 3-1 with a 1.80ERA (30.0IP) with 29 strikeouts in 10 games, including 6 starts with Short-A Tri-City...As a starter, was 2-1 with 2.28ERA (23.2IP).
- In 2014, battled arm injuries to start season, but went 0-1 with a 4.15ERA (13.0IP) in his nine relief appearances in August after returning.
- In 2015, limited left-handers to a .175 batting average against with Modesto...Struck out a career-high seven batters in three innings May 5 vs. Bakersfield.
- Attended first Major League Spring Training in 2016 after being added to 40-man roster by Colorado...Placed on Albuquerque 7-day disabled list June 10 with left elbow inflammation; made two rehab appearances with R-Grand Junction...his 44 appearances between the Isotopes and Grand Junction were a career high.



# IAN PARMLEY

OF

- **BATS/THROWS:** Left/Left
- **HEIGHT/WEIGHT:** 5'11" | 175
- **BORN:** 12/19/89 in Snohomish, WA
- **OPENING DAY AGE:** 28
- **ACQUIRED:** 7th round of the 2011 First-Year Player Draft
- **MLB DEBUT:** Toronto, 6/23/17 vs. KC (27yrs old)

## 2017 SEASON:

- Spent most of the season with the Bisons...Was promoted to the Blue Jays, June 23-25 for his MLB debut.
- Played just 14 games after the All-Star break...Was on the disabled list, July 25-Aug. 25.
- On May 19 vs. Pawtucket, started the game in right field and went 3-6 with three runs scored...Also, threw 2.0 innings of scoreless relief in the 12th and 13th innings of a 6-4 win over the PawSox (2H, 0BB).
- Had a 4-hit game, May 27 in Charlotte (4-4, 3R, 2 2B, RBI)...one of 15 multi-hit performances.
- Made his MLB debut, June 23 vs. Kansas City (0-3)...Appeared in two more games for the Blue Jays (pinch run and defensive replacement) before returning to the Bisons.
- Stole 11 bases in 13 attempts for the Bisons.
- Only home run of the year came in back-to-back fashion with teammate Jason Leblebajian, May 6 vs. Lehigh Valley.

## IAN PARMLEY CAREER STATISTICS

Year	Team	ORG	AVG	G	AB	R	H	2B	3B	HR	RBI	BB	IBB	SO	SB	CS	OBP	SLG	OPS	SF	SAC	HBP	GDP
2012	Vancouver Canadians	TOR	.201	58	209	42	42	9	1	0	12	52	0	44	12	5	.359	.254	.613	1	2	0	3
2013	Vancouver Canadians	TOR	.257	66	257	31	66	7	0	0	15	23	0	61	23	2	.323	.284	.607	2	2	3	9
2014	Lansing Lugnuts	TOR	.209	41	110	16	23	2	0	0	9	20	0	17	11	1	.328	.227	.555	1	6	0	1
2014	Dunedin Blue Jays	TOR	.261	15	46	2	12	3	0	0	1	7	0	7	3	0	.358	.326	.684	0	1	0	0
2015	New Hampshire Fisher Cats	TOR	.278	43	133	20	37	4	2	1	16	11	0	21	2	2	.331	.361	.692	1	2	0	0
2015	Dunedin Blue Jays	TOR	.171	35	117	17	20	2	0	0	6	16	0	36	4	1	.267	.188	.455	2	2	0	1
2016	New Hampshire Fisher Cats	TOR	.294	92	282	49	83	6	6	2	26	28	0	75	13	7	.356	.379	.735	2	10	0	2
2017	Toronto Blue Jays	TOR	.000	3	3	0	0	0	0	0	0	0	0	1	0	0	.000	.000	.000	0	1	0	0
2017	Buffalo Bisons	TOR	.260	79	246	35	64	12	0	1	22	15	0	59	11	2	.306	.321	.627	2	3	2	2
Minor League Totals			.248	429	1400	212	347	45	9	4	107	172	0	320	79	20	.330	.301	.631	11	28	5	18
Major League Totals			.000	3	3	0	0	0	0	0	0	0	0	1	0	0	.000	.000	.000	0	1	0	0

## PROFESSIONAL CAREER:

- In his first professional season in 2012 for Vancouver, drew a career-high 52 while only striking out 44 times.
- Hit .257 with a career-best 23 stolen bases with Vancouver in 2013...Earned Northwest League mid-season All-Star honors.
- Made his Double-A debut with New Hampshire in 2015 and hit .278 in 42 games.
- Spent all of 2016 with Double-A New Hampshire...Finished 3rd on the Fisher Cats in triples (6) and stolen bases (13).
- In 2016, hit .350 (21-60) off left-handed pitching.
- In 2016, played all but 18 innings in right field for New Hampshire...Led all Fisher Cat outfielders with eight assists.





# JAKE PETRICKA

**RHP**

- **BATS/THROWS:** Right/Right
- **HEIGHT/WEIGHT:** 6'5" | 220
- **BORN:** 6/5/88 in Northfield, MN
- **OPENING DAY AGE:** 29
- **ACQUIRED:** Free Agent, 2/8/18
- **ORIGINALLY:** 2nd Round of the 2010 Amateur Draft (CWS)
- **MLB DEBUT:** Chicago-AL, 8/22/13 vs. KC (25yrs old)

## 2017 SEASON:

- Made three stints on the disabled list.
- Induced three ground ball double plays...His 29 GIDPs over the last four seasons ranks 4th among AL relievers.
- Posted a 48.3 ground ball percentage...Had been at 62.9% or higher in each of his previous four MLB seasons.
- Made one appearance on April 4 vs. DET (1.0 IP, 2BB, 1K) before landing on the DL with a strained right lat from April 5 to June 8...Returned to the DL on June 29 for four weeks with a right elbow strain...Landed on the DL for a third time on September 5, again with a right elbow strain, and spent the rest of the season there.
- Finished the year with career-highs in home runs allowed (6), OBA (.342), ERA (7.01), SO/9 (9.12) and SO/BB ratio (4.33).

## JAKE PETRICKA CAREER STATISTICS

Year Team	ORG	W	L	PCT	ERA	G	GS	CG	SHO	SV	SVO	IP	H	R	ER	HR	HB	BB	IBB	SO	WP	BK	GDP	AVG
2010 Bristol White Sox	CWS	2	4	.333	2.86	8	8	0	0	0	0	34.2	25	12	11	1	2	7	0	38	4	1	3	.197
2010 Kannapolis Intimidators	CWS	0	1	.000	3.72	9	0	0	0	0	0	9.2	13	11	4	0	1	8	0	10	4	0	0	.295
2011 Kannapolis Intimidators	CWS	3	1	.750	2.81	8	8	0	0	0	0	41.2	39	14	13	0	0	13	0	48	4	0	5	.255
2011 Bristol White Sox	CWS	0	0	--	0.00	2	1	0	0	0	0	4.0	4	0	0	0	0	0	0	5	0	0	0	.286
2011 Winston-Salem Dash	CWS	4	7	.364	4.39	13	13	0	0	0	0	67.2	71	39	33	3	3	26	0	46	5	0	6	.265
2012 Winston-Salem Dash	CWS	5	5	.500	5.33	19	19	0	0	0	0	82.2	93	58	49	2	3	46	0	84	9	1	11	.284
2012 Birmingham Barons	CWS	3	3	.500	5.46	10	10	0	0	0	0	57.2	63	35	35	7	0	35	0	27	5	0	9	.290
2013 Birmingham Barons	CWS	3	0	1.000	2.06	21	1	0	0	0	0	39.1	36	11	9	1	1	18	0	41	4	0	5	.255
2013 Charlotte Knights	CWS	2	0	1.000	1.17	10	0	0	0	1	1	15.1	9	2	2	0	0	7	0	17	1	0	1	.167
2013 Chicago White Sox	CWS	1	1	.500	3.26	16	0	0	0	0	1	19.1	20	7	7	0	1	10	1	10	4	0	4	.278
2014 Chicago White Sox	CWS	1	6	.143	2.96	67	0	0	0	14	18	73.0	67	24	24	3	2	33	4	55	2	0	12	.253
2015 Charlotte Knights	CWS	0	0	--	0.00	2	0	0	0	0	0	2.0	0	0	0	0	0	2	0	3	0	0	0	.000
2015 Chicago White Sox	CWS	4	3	.571	3.63	62	0	0	0	2	3	52.0	56	21	21	2	1	18	4	33	2	0	12	.284
2016 Chicago White Sox	CWS	0	0	--	4.50	9	0	0	0	0	0	8.0	8	5	4	1	0	8	0	7	3	0	2	.267
2017 Charlotte Knights	CWS	0	0	--	2.57	5	0	0	0	0	0	7.0	6	2	2	0	0	2	0	4	0	0	1	.240
2017 Chicago White Sox	CWS	1	1	.500	7.01	27	0	0	0	0	1	25.2	39	21	20	6	1	6	0	26	3	0	3	.342
Minor League Totals		22	21	.512	3.93	107	60	0	0	1	1	361.2	359	184	158	14	10	164	0	323	36	2	41	.261
Major League Totals		7	11	.389	3.84	181	0	0	0	16	23	178.0	190	78	76	12	5	75	9	131	14	0	33	.280

## PROFESSIONAL CAREER:

- Baseball America named him the White Sox' No. 7 prospect entering the 2011 season and No. 5 headed into 2012.
- Earned a call up to the White Sox on Aug. 17, 2013...Made his MLB debut on Aug. 22 at KC and earned the win after inducing an inning-ending double play from Salvador Perez in the bottom of the 11th.
- Was assigned to Charlotte to begin the 2014 campaign...Was recalled on April 4 and spent the rest of the season in the White Sox' bullpen...Led all Chicago pitchers in appearances (67)...Led MLB rookies with 14 saves while ranking 3rd in innings pitched (73.0).
- Hurlled 10.0 consecutive scoreless innings from April 25-May 7, 2014 and again from May 11-June 3...Retired 15 straight batters from April 30 to May 8...Recorded a career-best streak of 11.0 scoreless innings from June 22-July 6.
- Picked up his first career MLB save on May 19, 2014 at KC (0.2 IP), coming on to strand the tying run at second base.
- Finished the 2014 season with a ground ball percentage of 63.8, 2nd best among AL relievers.
- Ranked 2nd on the White Sox with a career-high 12 holds in 2015.
- Allowed just five of 31 inherited runners to score during the 2015 season (16.1%), 4th best in the AL.
- Recorded a 65.2 GB% in 2015, 4th best among AL relief pitchers...Led all AL RPs with 12 ground ball double plays.
- Appeared in just nine games in 2016 before undergoing season-ending surgery on his right hip for a labral tear on June 10.



# DALTON POMPEY OF

- **BATS/THROWS:** Switch/Right
- **HEIGHT/WEIGHT:** 6'2" | 195
- **BORN:** 12/11/92 in Mississauga, Canada
- **OPENING DAY AGE:** 25
- **ACQUIRED:** 16th round of the 2010 First Year Player Draft
- **MLB DEBUT:** Toronto, 9/2/14 vs. TB (21yrs old)

## 2017 SEASON:

- Played for Team Canada in the 2017 World Baseball Classic, going 1-for-7 (2B, RBI, 2SB).
- Suffered a concussion while stealing second base at the WBC, leading to a placement on the DL to begin the season.
- Started a rehab assignment with Dunedin on May 30...Had his rehab moved to Buffalo on June 4...Played just three innings before being pulled after he sustained a leg injury while making a diving catch.
- Began another rehab assignment with Dunedin on June 29...Collected three hits in four games.
- Returned to the Bisons, July 4...Went 1-for-15 in four games before being shut down with lingering injury issues.

## DALTON POMPEY CAREER STATISTICS

Year	Team	ORG	AVG	G	AB	R	H	2B	3B	HR	RBI	BB	IBB	SO	SB	CS	OBP	SLG	OPS	SF	SAC	HBP	GDP
2010	GCL Blue Jays	TOR	.191	11	47	4	9	0	0	2	5	3	0	10	4	1	.255	.319	.574	0	0	1	1
2011	GCL Blue Jays	TOR	.259	42	158	34	41	7	2	4	12	24	0	35	19	0	.361	.405	.766	0	1	1	2
2011	Bluefield Blue Jays	TOR	.191	18	68	15	13	3	0	1	5	14	0	23	4	1	.353	.279	.632	0	1	3	0
2012	Vancouver Canadians	TOR	.294	11	34	11	10	3	1	0	4	9	0	7	3	0	.442	.441	.883	0	1	0	0
2012	Bluefield Blue Jays	TOR	.357	4	14	2	5	1	1	0	1	0	0	2	1	0	.357	.571	.928	0	0	0	0
2012	Lansing Lugnuts	TOR	.227	5	22	1	5	0	1	0	3	1	0	5	1	1	.261	.318	.579	0	1	0	0
2013	Lansing Lugnuts	TOR	.261	115	437	68	114	22	9	6	40	63	1	106	38	10	.358	.394	.752	3	3	5	4
2014	Dunedin Blue Jays	TOR	.319	70	276	49	88	12	6	6	34	35	0	56	29	2	.397	.471	.868	2	2	2	3
2014	New Hampshire Fisher Cats	TOR	.295	31	112	20	33	5	3	3	12	14	0	18	8	5	.378	.473	.851	0	0	1	2
2014	Buffalo Bisons	TOR	.358	12	53	15	19	5	0	0	5	3	0	10	6	0	.393	.453	.846	0	0	0	0
2014	Toronto Blue Jays	TOR	.231	17	39	5	9	1	2	1	4	4	0	12	1	0	.302	.436	.738	0	0	0	0
2015	New Hampshire Fisher Cats	TOR	.351	31	134	26	47	2	3	6	22	11	0	23	7	3	.405	.545	.950	1	0	2	0
2015	Buffalo Bisons	TOR	.285	65	253	44	72	7	4	1	18	36	2	41	16	7	.372	.356	.728	3	2	1	5
2015	Toronto Blue Jays	TOR	.223	34	94	17	21	8	0	2	6	7	0	23	5	1	.291	.372	.663	0	0	2	1
2016	Buffalo Bisons	TOR	.270	93	337	48	91	14	1	4	28	40	0	72	18	7	.349	.353	.702	2	1	2	7
2016	Toronto Blue Jays	TOR	.000	8	2	3	0	0	0	0	0	0	0	1	2	1	.000	.000	.000	0	0	0	0
2017	Dunedin Blue Jays	TOR	.259	8	27	5	7	1	1	0	5	5	0	3	1	0	.375	.370	.745	0	0	0	0
2017	Buffalo Bisons	TOR	.118	5	17	0	2	1	0	0	1	0	0	5	0	0	.118	.176	.294	0	0	0	0
Minor League Totals			.280	521	1989	342	556	83	32	33	195	258	3	416	155	37	.366	.403	.769	11	12	18	24
Major League Totals			.222	59	135	25	30	9	2	3	10	11	0	36	8	2	.291	.385	.676	0	0	2	1

## PROFESSIONAL CAREER:

- In 2013, was awarded a minor league Gold Glove Award, playing the full season without recording an error.
- Was named to the 2014 All-Star Futures Game on June 24, 2014.
- Appeared at four different levels in 2014 after starting the season in A-ball... Collectively, posted a .317 AVG this year with 22 2B, 9 3B, 9 HR and 43 SB...Was named to Baseball America's Second Team Minor League All-Stars for 2014.
- Hit his 1st career HR, a solo shot off F. Hernandez September 23, 2014 vs. Seattle.
- Became the first player in MLB postseason history to steal two bases without having a plate appearance in game two of the 2015 ALDS vs. Texas...Accomplished the feat for the second time in game six of the ALCS.
- Led the 2015 Bisons with 16 stolen bases (23 attempts)...Was a perfect 5-for-5 in stealing third base.
- Was a member of the 2015 Blue Jays Opening Day Roster...was the first rookie centerfielder to be used on Opening Day for Toronto since Sil Campusano in 1988...Had two stints with the Bisons in 2015, May 2-June 6 and July 17-Sept. 1.
- On the Bisons' 2016 Opening Day Roster and played 93 games with the Herd before being recalled by Toronto, September 2...Led the Bisons in runs scored (48), stolen bases (18 -T9th in IL) and walks (40).
- In 2016, had a 13-game hit streak, May 24-June 12 (22-55, .400) and a 10-game hit streak, May 8-20 (14-38, .386).
- Hit 3 of the Bisons' 4 leadoff home runs, May 10 in Durham, August 14(1) against Pawtucket and August 21 in Charlotte.
- Suffered a concussion, crashing into the wall padding in foul territory, making the catch, June 18 at Lehigh Valley...Was on the disabled list, June 18-July 8.



# CARLOS RAMIREZ

**RHP**

- **BATS/THROWS:** Right/Right
- **HEIGHT/WEIGHT:** 6'5" | 205
- **BORN:** 4/24/91 in Santo Domingo, Dominican Republic
- **OPENING DAY AGE:** 26

• **ACQUIRED:** Free agent, 3/5/09

• **MLB DEBUT:** Toronto, 9/1/17 vs. BAL (26yrs old)

## 2017 SEASON:

- Assigned to Double-A New Hampshire to start the year...Posted a 0.00 ERA over 23.2 innings with the Fisher Cats before a promotion to the Bisons on Aug. 9.
- Did not allow a run in seven appearances (14.0 IP) with the Bisons....Pitched 2.0 innings or more in 6 of 7 outings...Had 16 strikeouts to only six hits allowed.
- Had his contract purchased from the minors on Sept. 1 and made his MLB debut that night in Baltimore (2.0 IP, 2K).
- Put together a streak of 10.0 IP scoreless innings to begin his MLB career (from Sept. 1-14), which was the 3rd longest scoreless streak to begin a Blue Jay career (Victor Cruz – 21.1 in 1978; Mike Willis – 12.2 in 1977).
- Surrendered a leadoff home run to Whit Merrifield on Sept. 20 vs. KC, ending his scoreless inning streak at 10.0 IP...The HR also snapped his streak of 47.2 IP without allowing an ER combined across three levels...The homer by Merrifield was the 1st hit he had allowed to a MLB right-handed hitter (24 straight retired to begin career).
- During his 12 MLB games, opponents went just .111 (6-54).
- Each of his 12 appearances were at least one full inning and he allowed runs in just two of those 12 outings.
- Five of his outings were longer than 1.0 IP and in those games he allowed just 1 ER over 9.2 IP (3H, BB, 8K).

## CARLOS RAMIREZ CAREER STATISTICS

Year	Team	ORG	W	L	PCT	ERA	G	GS	CG	SHO	SV	SVO	IP	H	R	ER	HR	HB	BB	IBB	SO	WP	BK	GDP	AVG
2014	Bluefield Blue Jays	TOR	1	0	1.000	2.62	17	0	0	0	0	0	34.1	32	20	10	2	4	19	0	24	2	1	4	.244
2015	Dunedin Blue Jays	TOR	0	2	.000	4.91	6	0	0	0	0	0	7.1	10	7	4	0	0	10	0	7	4	0	0	.313
2015	Lansing Lugnuts	TOR	2	1	.667	4.73	28	0	0	0	8	9	32.1	38	18	17	2	0	14	0	30	3	1	3	.295
2016	Dunedin Blue Jays	TOR	3	0	1.000	2.20	30	0	0	0	9	10	41.0	32	10	10	2	0	21	0	41	4	1	4	.221
2017	New Hampshire Fisher Cats	TOR	2	0	1.000	0.00	18	0	0	0	3	4	23.2	10	2	0	0	1	7	0	29	1	0	1	.123
2017	Buffalo Bisons	TOR	1	0	1.000	0.00	7	0	0	0	0	0	14.0	6	0	0	0	0	3	0	16	0	0	0	.128
2017	Toronto Blue Jays	TOR	0	0	--	2.70	12	0	0	0	0	0	16.2	6	5	5	3	1	3	0	14	0	0	2	.111
Minor League Totals			9	3	.750	2.42	106	0	0	0	20	23	152.2	128	57	41	6	5	74	0	147	14	3	12	.227
Major League Totals			0	0	--	2.70	12	0	0	0	0	0	16.2	6	5	5	3	1	3	0	14	0	0	2	.111

## PROFESSIONAL CAREER:

- Played 333 minor league games (Rookie, A-Short and A-Full) as an outfielder and hit .225.
- Converted from an outfielder to a pitcher in the middle of the 2014 season after batting .176 in 28 games with Class-A Lansing.
- Went down to Rookie-level Bluefield to begin his pitching career and posted a 2.62 ERA over 17 games (34.1 IP) in 2014.
- Went 2-3 in 2015 with a 4.76 ERA, throwing 32.1 innings for Lansing and 7.1 innings for Advanced-A Dunedin.
- Spent the entire 2016 season with Dunedin, going 3-0 with a 2.20 ERA over 41.0 innings (21BB/41K)...His ERA ranked 2nd best on the squad (min. 35.0IP) behind Tim Mayza (1.66 ERA).





# CHRIS ROWLEY

**RHP**

- **BATS/THROWS:** Right/Right
- **HEIGHT/WEIGHT:** 6'2" | 195
- **BORN:** 8/14/90 in Atlanta, GA
- **OPENING DAY AGE:** 27

• **ACQUIRED:** Free agent, 6/25/13

• **MLB DEBUT:** Toronto, 8/12/17 vs. PIT (26yrs old)

## 2017 SEASON:

- Started the year with Double-A New Hampshire where he went 3-2 with a 1.73 ERA over 52.0 innings.
- Was promoted to the Bisons on June 19 and made his Triple-A debut that day at Rochester (4.2IP, 6H, 1R, 3BB, 5K)... Threw 4.2 IP in each of his first two relief appearances and 11.2 IP over first three outings.
- Former Army Lieutenant and West Point grad given the spot start (first Triple-A start) at the Bisons KeyBank Independence Eve Celebration, 7/3 vs. Syracuse...Allowed just one run over five innings (6K) to earn the win.
- Remained the Bisons rotation and was 3-4 with a 2.27ERA in 8 starts (47.2IP)...Did not allow more than three earned runs in any starts and had back-to-back shutout appearances, July 17 in Columbus (6.0IP) and July 22 in Louisville (7.0IP).
- Had his contract purchased by the Blue Jays on Aug. 12...Earned the win that afternoon in his MLB debut as a starter vs. PIT (5.1 IP, 5H, 1ER, 1BB, 3K)...Became the 1st member of the U.S. Military Academy to play in the Majors...Became the first Toronto starter to win his debut in the Majors since Drew Hutchison did so on April 21, 2012.
- Made three starts (1-1, 4.61 ERA) before returning to the minors on Aug. 23...Allowed one run over 3.0 innings in his 1st appearance as a reliever on Sept. 5 at BOS...Took the loss as he allowed a walk-off single to Hanley Ramirez in the 19th inning.

## CHRIS ROWLEY CAREER STATISTICS

Year	Team	ORG	W	L	PCT	ERA	G	GS	CG	SHO	SV	SVO	IP	H	R	ER	HR	HB	BB	IBB	SO	WP	BK	GDP	AVG
2013	GCL Blue Jays	TOR	4	0	1.000	1.10	9	5	0	0	0	0	32.2	19	5	4	1	0	3	0	39	3	0	0	.162
2016	Dunedin Blue Jays	TOR	10	3	.769	3.49	31	14	0	0	1	1	123.2	128	54	48	14	2	30	1	86	4	0	17	.269
2017	New Hampshire Fisher Cats	TOR	3	2	.600	1.73	17	5	0	0	1	2	52.0	33	10	10	4	3	9	1	49	1	0	2	.179
2017	Buffalo Bisons	TOR	3	5	.375	2.66	12	8	0	0	0	0	64.1	60	21	19	2	5	17	0	46	1	0	5	.247
2017	Toronto Blue Jays	TOR	1	2	.333	6.75	6	3	0	0	0	0	18.2	24	14	14	4	0	10	0	11	1	1	1	.304
Minor League Totals			20	10	.667	2.67	69	32	0	0	2	3	272.2	240	90	81	21	10	59	2	220	9	0	24	.235
Major League Totals			1	2	.333	6.75	6	3	0	0	0	0	18.2	24	14	14	4	0	10	0	11	1	1	1	.304

## PROFESSIONAL CAREER:

- Pitched in nine games for the Gulf Coast League Blue Jays in 2013, going 4-0 with a 1.10 ERA.
- Did not play in 2014 and 2015 as he was in the midst of his active duty service obligation after graduating from the U.S. Military Academy at West Point.
- Spent all of 2016 with Advanced-A Dunedin and went 10-3 in 31 games (14 starts) while posting a 3.49 ERA.



# LUIS SANTOS

**RHP**

- **BATS/THROWS:** Right/Right
- **HEIGHT/WEIGHT:** 6'0" | 185
- **BORN:** 2/11/91 in Bonoa, Dominican Republic
- **OPENING DAY AGE:** 27
- **ACQUIRED:** Free agent, 4/6/15
- **ORIGINALLY:** Undrafted free agent, 4/18/11 by Pittsburgh
- **MLB DEBUT:** Toronto, 9/2/17 vs. BAL (26yrs old)

## 2017 SEASON:

- Started the year with four games for Double-A New Hampshire (0-1, 5.68 ERA) before a promotion to the Bisons.
- Finished 3rd on the Bisons in starts (21) and innings pitched (108.1IP)...Led all qualifying Bisons pitchers with a .227 average against.
- Struck out 98 and allowed just 91 hits in 108.1 innings of work.
- Finished the season 3-13 as Bisons scored just 52 runs in support in his 21 starts (2.5 R/G).
- Threw three scoreless innings with three strikeouts in his Triple-A debut on April 19 vs. Norfolk.
- Recorded 10 strikeouts, June 6 against Scranton/Wilkes-Barre, but suffered the loss (5.0IP, 5H, 4R/ER, 3BB).
- Pitched a season-best 7.0 scoreless, July 7 at Pawtucket in his last win of the season (4H, 2BB, 7K)...Was 0-5 over his last eight starts.
- Had his contract purchased from Buffalo on Sept. 2 and made his MLB debut that night in Baltimore, tossing 3.1 innings of relief (3H, 1ER, 3K).
- Earned his 1st MLB career save on Sept. 10 vs. Detroit as he pitched the final 3.0 innings (2H, 2K).
- Struck out at least one batter in all 10 of his MLB outings (2.70 ERA, .234 OBA, 4BB, 16K).
- Tossed 2.0+ innings in four of his 10 appearances...In those efforts, allowed just 1 ER over 10.1 IP (3BB/8K).

## LUIS SANTOS CAREER STATISTICS

Year Team	ORG	W	L	PCT	ERA	G	GS	CG	SHO	SV	SVO	IP	H	R	ER	HR	HB	BB	IBB	SO	WP	BK	GDP	AVG
2011 DSL Pirates	PIT	2	1	.667	2.70	10	0	0	0	3	4	23.1	16	8	7	0	1	12	0	23	4	0	5	.205
2012 DSL Pirates2	PIT	3	2	.600	1.95	8	6	0	0	0	0	37.0	27	13	8	0	2	10	0	44	7	0	0	.194
2012 DSL Pirates1	PIT	3	1	.750	3.16	6	6	0	0	0	0	25.2	15	11	9	0	3	10	0	30	0	0	1	.169
2013 Burlington Royals	KC	4	1	.800	2.25	7	7	1	1	0	0	40.0	33	10	10	0	1	9	0	35	3	0	4	.226
2013 Idaho Falls Chukars	KC	3	0	1.000	1.40	3	3	0	0	0	0	19.1	9	4	3	0	1	5	0	12	2	0	1	.136
2014 Lexington Legends	KC	4	1	.800	1.76	9	6	1	0	2	3	46.0	33	11	9	3	0	5	0	34	4	2	4	.198
2014 Wilmington Blue Rocks	KC	4	4	.500	5.00	16	11	0	0	0	2	72.0	68	42	40	6	6	18	2	52	5	0	4	.250
2015 Dunedin Blue Jays	TOR	6	6	.500	4.55	21	16	0	0	0	0	93.0	91	49	47	12	1	22	0	86	2	1	3	.252
2016 New Hampshire Fisher Cats	TOR	5	3	.625	4.28	17	15	0	0	0	0	82.0	87	42	39	8	3	22	0	75	2	0	7	.269
2016 Dunedin Blue Jays	TOR	4	1	.800	3.40	9	7	0	0	0	0	45.0	41	23	17	3	0	15	0	42	1	0	6	.238
2017 New Hampshire Fisher Cats	TOR	0	1	.000	5.68	4	0	0	0	0	0	6.1	6	4	4	1	0	3	0	4	0	0	0	.240
2017 Buffalo Bisons	TOR	3	12	.200	4.07	24	21	0	0	0	0	108.1	91	52	49	13	3	44	0	98	2	0	5	.227
2017 Toronto Blue Jays	TOR	0	1	.000	2.70	10	0	0	0	1	1	16.2	15	5	5	4	0	4	0	16	1	0	1	.234
Minor League Totals		41	33	.554	3.64	134	98	2	1	5	9	598.0	517	269	242	46	21	175	2	535	32	3	40	.231
Major League Totals		0	1	.000	2.70	10	0	0	0	1	1	16.2	15	5	5	4	0	4	0	16	1	0	1	.234

## PROFESSIONAL CAREER:

- Pitched for the Dominican Summer League Pirates in 2012 (6-3, 2.44 ERA).
- Started 2013 with Rookie-A Burlington where he went 4-1...Finished the season with Rookie-level Idaho Falls where he made three starts (3-0) and earned Pitcher of the Week honors for the Pioneer League on Aug. 26.
- Was assigned to Single-A Lexington to begin 2014...Went 4-1 with a 1.76 ERA before a promotion to Advanced-A Wilmington...There he went 4-4 over 16 games with an ERA of 5.00.
- Played all of 2015 for Advanced-A Dunedin after signing with the Blue Jays.
- Split 2016 between Dunedin and Double-A New Hampshire...Went 4-1 with a 3.40 ERA over nine games for Dunedin and 5-3 with a 4.28 ERA in 17 games for New Hampshire.
- Has appeared in 134 career minor league games (98 starts), posting a record of 41-33 with a 3.64 ERA (1.16 WHIP).



# DWIGHT SMITH JR. OF

- **BATS/THROWS:** Left/Right
- **HEIGHT/WEIGHT:** 5'11" | 195
- **BORN:** 102692 in Peachtree City, GA
- **OPENING DAY AGE:** 25
- **ACQUIRED:** 1st round (25) of the 2011 First-Year Player Draft
- **MLB DEBUT:** Toronto, 5/18/17 vs. ATL (24yrs old)

## 2017 SEASON:

- Spent most of the season with the Bisons, but was called up from the Bisons on three separate occasions.
- His .273 average was 2nd-best on the Herd among qualifying hitters...Tied for the team-lead with 56 runs scored.
- Was 3rd on the Bisons with 27 multi-hit performances...Had 4-hit game, April 19 vs. Norfolk (4-4, 2RBI).
- Hit .338 (25-74) with three home runs and 14 RBI in 22 games in April, his best month of the season...Had 11 more RBI in May for 25 of his 47RBI on the season.
- Hit .310 with runners in scoring position (31-100) with 4 home runs and 39 RBI.
- Homered in back-to-back games, July 22-23 in Louisville (4 total RBI).
- Drew a walk in seven straight games, Aug. 5-11 (9 BB)...Finished 2nd on the Bisons with 47 walks.
- Has his contract selected on May 18...Made his MLB debut that night in Atlanta, coming in as a defensive replacement in left field in the 3rd inning...Walked in his 1st plate appearance as part of an 0-2 effort.
- Recorded his first career hit on May 24 at Milwaukee, a pinch-hit double in the 9th inning off Wily Peralta.
- Had three hits in four at-bats on June 14 vs. TB and stole his 1st career base.
- Hit .370 (10-27) with two doubles in his 12 games with the Blue Jays.

## DWIGHT SMITH JR. CAREER STATISTICS

Year	Team	ORG	AVG	G	AB	R	H	2B	3B	HR	RBI	BB	IBB	SO	SB	CS	OBP	SLG	OPS	SF	SAC	HBP	GDP
2012	Bluefield Blue Jays	TOR	.226	41	159	20	36	6	0	4	21	11	0	22	1	1	.289	.340	.629	0	0	3	2
2012	Vancouver Canadians	TOR	.175	18	63	5	11	3	1	0	8	6	0	11	0	0	.254	.254	.508	1	0	1	1
2013	Lansing Lugnuts	TOR	.284	109	423	57	120	17	3	7	46	52	0	82	25	5	.365	.388	.753	1	0	3	4
2014	Dunedin Blue Jays	TOR	.284	121	472	83	134	28	8	12	60	58	1	69	15	4	.363	.453	.816	1	1	1	11
2015	New Hampshire Fisher Cats	TOR	.265	117	460	74	122	26	2	7	44	47	0	64	4	3	.335	.376	.711	2	1	2	10
2016	New Hampshire Fisher Cats	TOR	.265	126	471	56	125	24	5	15	74	45	1	91	12	7	.332	.433	.765	6	0	5	15
2017	Toronto Blue Jays	TOR	.370	12	27	2	10	2	0	0	1	1	0	10	1	0	.414	.444	.858	0	0	1	0
2017	Buffalo Bisons	TOR	.273	108	395	56	108	21	1	8	46	47	2	71	8	8	.350	.392	.742	4	1	2	9
Minor League Totals			.269	640	2443	351	656	125	20	53	299	266	4	410	65	28	.343	.401	.744	15	3	17	52
Major League Totals			.370	12	27	2	10	2	0	0	1	1	0	10	1	0	.414	.444	.858	0	0	1	0

## PROFESSIONAL CAREER:

- In 2013, led the Class-A Lansing Lugnuts in average (.284), OBP (.365), doubles (17), triples (3) and home runs (7)... Finished 2nd in stolen bases (25).
- Was the recipient of the R. Howard Webster award (MVP) for Lansing in 2013 and again for Advanced-A Dunedin in 2014.
- In 2014, was named to the Eastern League All-Star Game as well as being named as a MiLB.com Organization All-Star, Baseball American High-A Class All-Star and Post-Season All-Star.
- Had a 16-game hitting streak with Double-A New Hampshire from April 13-29, 2015...Over those contests hit .348 (23-66) with six doubles, two home runs and nine RBI.
- Named to the 2015 Eastern League All-Star Game, starting in right field and going 1-for-3 with a run scored.
- Led New Hampshire with 26 doubles in 2015, 9th best in the Eastern League.
- Named Player of the Week for the Eastern League on May 22, 2016.
- Played 126 games for the Fisher Cats in 2016 and hit .265 with a career-high 15 home runs and 74 RBI...Was named an Organizational All-Star at the end of the year by MiLB.com.





# ROWDY TELLEZ

# INF

- **BATS/THROWS:** Left/Left
- **HEIGHT/WEIGHT:** 6'4" | 220
- **BORN:** 3/16/95 in Sacramento, CA
- **OPENING DAY AGE:** 23
- **ACQUIRED:** 30th round of the 2013 First-Year Player Draft
- **MLB DEBUT:** N/A

## 2017 SEASON:

- Spent the entire season with the Bisons, leading the club with 122 games played.
- Led the Bisons with 29 doubles and finished second with 36 extra-base hits and fourth with 99 total hits.
- Homered twice on Opening Day (his Triple-A debut), April 8 vs. Scranton/Wilkes-Barre...However, had just four home runs over the course of the rest of the season.
- Hit a walk-off home run off Pawtucket infielder, Mike Miller, in a 7-5, 13-inning victory, May 19.
- On May 27 in Charlotte, went 4-4 with a double and four RBI...Also had four hits (4-4) on June 26(2) vs. Rochester... Finished the season with 26 multi-hit efforts.
- Batted .331 (32-103) for the month of August with eight extra-base hits and 14 RBI while drawing 12 walks (.388 OBP, .776 OPS).
- Posted a .989 fielding percentage while playing exclusively at first base.

## ROWDY TELLEZ CAREER STATISTICS

Year	Team	ORG	AVG	G	AB	R	H	2B	3B	HR	RBI	BB	IBB	SO	SB	CS	OBP	SLG	OPS	SF	SAC	HBP	GDP
2013	GCL Blue Jays	TOR	.234	34	124	10	29	5	3	2	20	15	1	26	1	0	.319	.371	.690	1	0	1	3
2014	Bluefield Blue Jays	TOR	.293	53	191	26	56	11	1	4	36	19	0	27	3	2	.358	.424	.782	5	0	3	2
2014	Lansing Lugnuts	TOR	.357	12	42	6	15	0	0	2	7	7	0	10	0	0	.449	.500	.949	0	0	0	2
2015	Lansing Lugnuts	TOR	.296	68	270	36	80	19	0	7	49	24	1	56	2	2	.351	.444	.795	4	0	1	4
2015	Dunedin Blue Jays	TOR	.275	35	131	17	36	5	0	7	28	14	2	28	3	0	.338	.473	.811	3	0	0	7
2016	New Hampshire Fisher Cats	TOR	.297	124	438	71	130	29	2	23	81	63	4	92	4	3	.387	.530	.917	7	0	6	12
2017	Buffalo Bisons	TOR	.222	122	445	45	99	29	1	6	56	47	3	94	6	1	.295	.333	.628	7	0	2	10
Minor League Totals			.271	448	1641	211	445	98	7	51	277	189	11	333	19	8	.346	.433	.779	27	0	13	40

## PROFESSIONAL CAREER:

- Set a career high with five RBI on August 29, 2013 vs. GCL Yankees-1.
- Hit in 20 consecutive starts from July 8-30, 2014, posting a .385 AVG (30-for-78) with a .442 OBP.
- Recorded his 1st professional multi-home run game on July 3, 2015 vs. the Brevard County Manatees, hitting two in th contest.
- Hit a combined .299 (35-117) with runners in scoring position during the 2015 campaign.
- Was bestowed several honors over the course of the 2015 season, including being named a Midwest League All-Star, three Player of the Week awards (April 27-May 3 and May 11-17 with Class-A Lansing; June 22-28 with Advanced-A Dunedin) and was named to the All-Prospect team and named a Rising Star in the Arizona Fall League.
- Was recognized by Baseball America in 2015 as the best hitting prospect in the Midwest League.
- Hit .335 (86-257) in 72 games from June through August of 2016 while with Double-A New Hampshire.
- Set several career-highs in 2016, including games (124), hits (130), doubles (29), home runs (23), RBI (81), walks (63) and slugging pct. (.530)...Ranked 3rd in the Eastern League with a .917 OPS, T-4th in HR, 6th in RBI, 9th in average (.297) and 10th in doubles.
- Received several awards in 2016, including being named an MiLB.com Organization All-Star, a Double-A All-Star by Baseball America, an Eastern League Mid-Season All-Star and an Eastern League Post-Season All-Star.



# RICHARD URENA

**INF**

- **BATS/THROWS:** Switch/Right
- **HEIGHT/WEIGHT:** 6'0" | 185
- **BORN:** 2/26/96 in San Francisco de Macoris, Dominican Republic
- **OPENING DAY AGE:** 22
- **ACQUIRED:** Free agent, 7/13/12
- **MLB DEBUT:** Toronto, 9/1/17 vs. BAL (21yrs old)

## 2017 SEASON:

- Hit .247 over 129 games for Double-A New Hampshire with 36 doubles (career high).
- Was called up with roster expansion on Sept. 1...Made his MLB debut that night in Baltimore, coming in as a replacement at shortstop in the 9th inning...Hit a 12th-inning double in his only at-bat, becoming the first Blue Jay to collect a hit in his first plate appearance since Moises Sierra singled on July 31, 2012 at Seattle...He also became the first rookie with an XBH in his first PA since J.P. Arencibia's home run on Aug. 7, 2010 vs. Tampa Bay.
- Drew three walks in a game on Sept. 4 at BAL, the 16th Toronto rookie to do so.
- Hit his 1st career home run on Sept. 8 vs. Detroit...Marked the first HR by a Toronto rookie shortstop since Adeiny Hechavarria hit one on Aug. 28, 2012 at NYY.
- Hit a walk-off single in the 9th inning on Sept. 12 vs. Baltimore to become the 25th Toronto rookie with a walk-off hit (last: Pillar on June 9, 2014 vs. Minnesota)...Went 3-5 for his 1st career three-hit game.

## RICHARD URENA CAREER STATISTICS

Year	Team	ORG	AVG	G	AB	R	H	2B	3B	HR	RBI	BB	IBB	SO	SB	CS	OBP	SLG	OPS	SF	SAC	HBP	GDP
2013	DSL Blue Jays	TOR	.296	64	243	45	72	19	2	1	35	30	0	43	9	5	.381	.403	.784	1	2	4	2
2013	GCL Blue Jays	TOR	.333	7	27	3	9	2	0	0	3	3	0	6	0	0	.400	.407	.807	0	1	0	1
2014	Bluefield Blue Jays	TOR	.318	53	217	35	69	15	2	2	20	16	0	51	5	4	.363	.433	.796	1	2	0	2
2014	Vancouver Canadians	TOR	.242	9	33	3	8	2	1	0	5	3	0	5	1	0	.297	.364	.661	1	0	0	0
2015	Dunedin Blue Jays	TOR	.250	30	124	9	31	3	1	1	8	3	0	26	3	1	.268	.315	.583	0	1	0	3
2015	Lansing Lugnuts	TOR	.266	91	384	62	102	13	4	15	58	13	0	84	5	5	.289	.438	.727	6	3	2	7
2016	Dunedin Blue Jays	TOR	.305	97	394	52	120	18	7	8	41	25	2	64	9	6	.351	.447	.798	2	6	4	15
2016	New Hampshire Fisher Cats	TOR	.266	30	124	14	33	6	5	0	18	4	0	19	0	2	.282	.395	.677	3	1	0	2
2017	New Hampshire Fisher Cats	TOR	.247	129	510	44	126	36	3	5	60	30	2	100	0	1	.286	.359	.645	7	3	1	8
2017	Toronto Blue Jays	TOR	.206	21	68	6	14	4	0	1	4	6	0	28	1	0	.270	.309	.579	0	1	0	0
Minor League Totals			.277	510	2056	267	570	114	25	32	248	127	4	398	32	24	.320	.404	.723	21	19	11	40
Major League Totals			.206	21	68	6	14	4	0	1	4	6	0	28	1	0	.270	.309	.579	0	1	0	0

## PROFESSIONAL CAREER:

- Had a career-high 25-game hitting streak for Rookie-level Bluefield from July 4-August 2, 2014, posting a .361 average (39-108) over those contests with a .410 OBP and .920 OPS.
- Was selected as the 2014 Webster Award winner for Bluefield.
- Was named as a 2014 Post-Season All-Star in the Appalachian League after finishing T4th in the league in hits (69), 5th in average (.318), T7th in doubles (15) and T9th in total bases (94).
- His 15 home runs in 2015 were the most on Class-A Lansing and ranked 3rd in the Midwest League, despite playing in only 91 games (also played 30 games for Advanced-A Dunedin).
- Was named a 2015 Midwest League All-Star and went 1-2 with a run coming off of the bench in the game.
- Recorded his first career five-hit game on July 9, 2016 which gave him 91 hits on the season, raising his batting average to .292 and tying him with Scott Kingery for 1st place in the Florida State League.
- Promoted to the Double-A New Hampshire Fisher Cats on Aug. 3, 2016 and had three hits in his debut that day.
- On Aug. 10, 2016, hit three triples against the Bowie Baysox which set a Fisher Cats single-game record.

# BISONS

## 2017 SEASON REVIEW

---





## 2017 IL STANDINGS

North Division	W	L	Pct.	GB	South Division	W	L	Pct.	GB	West Division	W	L	Pct.	GB
Scranton/Wilkes-Barre	86	55	.610	-	Durham	86	56	.606	-	Indianapolis	79	63	.556	-
Lehigh Valley <sup>^</sup>	80	62	.563	6.5	Gwinnett	71	71	.500	15.0	Columbus	71	71	.500	8.0
Rochester	80	62	.563	6.5	Norfolk	66	76	.465	20.0	Toledo	70	71	.496	8.5
Pawtucket	67	75	.472	19.5	Charlotte	61	81	.430	25.0	Louisville	56	86	.394	23.0
<b>Buffalo</b>	<b>65</b>	<b>76</b>	<b>.461</b>	<b>21.0</b>	^Wild Card Winner (based on Lehigh Valley's 13-9 record head-to-head vs. Rochester)									
Syracuse	54	87	.383	32.0										

## 2017 IL PLAYOFFS

International League Semi-Finals	International League Semi-Finals	International League Governors' Cup Finals
Scranton/Wilkes-Barre 5 at Lehigh Valley 6	Indianapolis 3 at Durham 10	Scranton/Wilkes-Barre 0 at Durham 6
Scranton/Wilkes-Barre 4 at Lehigh Valley 2	Indianapolis 0 at Durham 2	Scranton/Wilkes-Barre 4 at Durham 0
Lehigh Valley 1 at Scranton/Wilkes-Barre 6	Durham 0 at Indianapolis 5	Durham 6 at Scranton/Wilkes-Barre 2
Lehigh Valley 0 at Scranton/Wilkes-Barre 1	Durham 4 at Indianapolis 3	Durham 6 at Scranton/Wilkes-Barre 4

## 2017 Governors' Cup Champions Durham Bulls

### 2017 IL HOME RECORDS

Team	Wins	Losses	Pct.
Durham	45	26	.634
Scranton/Wilkes-Barre	44	26	.629
Indianapolis	44	47	.620
Lehigh Valley	44	27	.620
Rochester	41	30	.578
Toledo	38	33	.535
Gwinnett	37	34	.521
<b>Buffalo</b>	<b>36</b>	<b>35</b>	<b>.507</b>
Charlotte	35	36	.493
Pawtucket	35	36	.493
Columbus	34	37	.479
Norfolk	34	37	.479
Syracuse	30	40	.429
Louisville	28	43	.394

### 2017 IL ROAD RECORDS

Team	Wins	Losses	Pct.
Scranton/Wilkes-Barre	42	29	.592
Durham	41	30	.578
Rochester	39	32	.549
Columbus	37	34	.521
Lehigh Valley	36	35	.507
Indianapolis	35	36	.493
Gwinnett	34	37	.479
Toledo	32	38	.457
Norfolk	32	39	.451
Pawtucket	32	39	.451
<b>Buffalo</b>	<b>29</b>	<b>41</b>	<b>.414</b>
Louisville	28	43	.394
Charlotte	26	45	.366
Syracuse	24	47	.338

## 2017 BUFFALO BISONS VS. THE INTERNATIONAL LEAGUE

	<u>IL North</u>			<u>Overall</u>	<u>Home</u>	<u>Road</u>		
	Lehigh Valley			6-10	6-3	0-7		
	Pawtucket			9-9	4-3	5-6		
	Rochester			5-12	4-7	1-5		
	Scranton/Wilkes-Barre			7-13	3-8	4-5		
	Syracuse			9-9	4-4	5-5		
	<b>IL North Division</b>			<b>36-53</b>	<b>21-25</b>	<b>15-28</b>		
<b><u>IL South</u></b>	<b><u>Overall</u></b>	<b><u>Home</u></b>	<b><u>Road</u></b>	<b><u>IL West</u></b>		<b><u>Overall</u></b>	<b><u>Home</u></b>	<b><u>Road</u></b>
Charlotte	5-2	3-0	2-2	Columbus		5-1	3-0	2-1
Durham	2-5	1-3	1-2	Indianapolis		3-3	2-1	1-2
Gwinnett	2-4	1-2	1-2	Louisville		4-3	1-2	3-1
Norfolk	3-3	2-1	1-2	Toledo		5-2	2-1	3-1
<b>IL South Division</b>	<b>12-14</b>	<b>7-6</b>	<b>5-8</b>	<b>IL West Division</b>		<b>17-9</b>	<b>8-4</b>	<b>9-5</b>

## 2017 INTERNATIONAL LEAGUE POST SEASON AWARDS

### Most Valuable Player

**1B Rhys Hoskins - Lehigh Valley IronPigs**  
115G, .284, 24 2B, 29 HR, 91 RBI, .581 SLG

### Most Valuable Pitcher

**Steven Brault - Indianapolis Indians**  
21G, 10-5, 1.94 ERA, 120.1 IP, 109 K

### Rookie of the Year

**1B Rhys Hoskins - Lehigh Valley IronPigs**

### Manager of the Year

**Al Pedrique - Scranton/Wilkes-Barre**  
86-55, 1st Place, IL North Division

## 2017 INTERNATIONAL LEAGUE POST SEASON ALL-STAR TEAM

C	Mitch Garver	Rochester	OF	Rusney Castillo	Pawtucket
1B	Rhys Hoskins	Lehigh Valley	OF	Zack Granite	Rochester
2B	Ozzie Albies	Gwinnett	DH	Pedro Alvarez	Norfolk
SS	Tyler Wade	Scranton/WB	UTL	Ronny Rodriguez	Columbus
3B	Yandy Diaz	Columbus	SP	Steven Brault	Indianapolis
OF	Bryce Brentz	Pawtucket	RP	Pedro Beato	Lehigh Valley

## 2017 INTERNATIONAL LEAGUE MID-SEASON ALL-STAR TEAM

### Players Elected

C	Mike Marjama	Durham
1B	Rhys Hoskins	Lehigh Valley
2B	Yoan Moncada	Charlotte
SS	Willy Adames	Durham
<b>3B</b>	<b>Jason Leblebician</b>	<b>Buffalo</b>
OF	Dylan Cozens	Lehigh Valley
OF	Dustin Fowler	Scranton/Wilkes-Barre
OF	Zack Granite	Rochester
DH	Richie Shaffer	Columbus
SP	Steven Brault	Indianapolis
SP	Tom Eshelman	Lehigh Valley
RP	Pedro Beato	Lehigh Valley
RP	Acenio Leon	Toledo
MGR	Al Pedrique	Scranton/Wilkes-Barre
Coach	Jared Sandberg	Durham
Coach	Jeff Fassero	Louisville
Trainer	Larry Bennese	Rochester

### Players Selected

C	Jorge Alfaro	Lehigh Valley
C	Chance Sisco	Norfolk
INF	Ozzie Albies	Gwinnett
INF	Johnny Giavotella	Norfolk
INF	Patrick Leonard	Durham
INF	Brandon Snyder	Syracuse
OF	Christopher Bostick	Indianapolis
OF	Rusney Castillo	Pawtucket
OF	Jessie Winker	Louisville
P	Jeff Ferrell	Toledo
P	Drew Hutchison	Indianapolis
P	Andrew Kittredge	Durham
P	Edgar Olmos	Pawtucket
P	Drew Rucinski	Rochester
P	Lucas Sims	Gwinnett
P	Caleb Smith	Scranton/Wilkes-Barre
P	Jimmy Yacabonis	Norfolk

## 2017 TRIPLE-A ALL-STAR GAME - TACOMA, WA (PCL 6, IL 4)

Minor League Baseball's mid-season home run king, Renato Nunez of Nashville, sent a laser-like blast over the left-field wall for the decisive three-run blast at the 2017 Triple-A All-Star Game. The dinger was part of a four-run 4th inning that helped the PCL end a four-game skid and edge the International League, 6-4, in front of a sellout crowd at Tacoma's Cheney Stadium. After trading runs in the 2nd inning, the 1-1 tie was broken in the 4th with a RBI single by Garrett Cooper of Colorado Springs. Two batters later Nunez delivered his big shot, earning honors as the PCL Top Star. The IL responded with two runs in the 5th, starting with a solo blast by Durham's Willy Adames. Richie Shaffer of Columbus, who had already homered, then added an RBI double on his way to the IL's Top Star award. The 30th annual Triple-A All-Star Game concluded when Memphis' Ryan Sherriff and Iowa's Matt Carasiti combined to close the door on a potential IL 9th inning rally.

### Buffalo Bisons All-Stars

3B Jason Leblebician (0-4)



## 2017 BISONS INTERNATIONAL LEAGUE WEEKLY PLAYER AWARDS

5/29-6/4 INF Jason Leblebician 7G, .481 (13-27, 8 R, 2B, 3B, 2 HR, 7 RBI, .812 SLG, 2 BB)

## 2017 INTERNATIONAL LEAGUE HITTING STATISTICS &amp; LEADERS

Team	AVG	G	AB	R	RA	H	TB	2B	3B	HR	RBI	SH	SF	HP	BB	IBB	SO	SB	CS	DP	SLG	OBP	LOB
Scranton/WB	.272	141	4737	664	521	1290	2093	272	36	153	629	15	55	37	426	13	1104	93	36	85	.442	.334	973
Indianapolis	.268	142	4794	647	529	1283	1928	279	27	104	607	40	43	54	441	24	1065	101	41	99	.402	.333	1015
Rochester	.261	142	4689	587	507	1226	1846	259	26	103	541	18	47	33	435	10	1009	51	33	113	.394	.326	978
Louisville	.259	142	4831	541	731	1253	1812	238	30	87	510	44	35	64	419	16	995	92	61	118	.375	.325	1038
Pawtucket	.258	142	4758	590	562	1229	1888	216	16	137	552	17	26	48	381	4	1094	58	34	130	.397	.318	940
Durham	.258	142	4850	643	524	1251	1908	272	26	111	599	11	37	48	458	7	1161	131	50	100	.393	.326	996
Gwinnett	.257	142	4717	634	606	1211	1847	219	33	117	581	16	41	45	483	9	1258	106	35	118	.392	.329	982
Columbus	.256	142	4773	635	644	1224	1945	226	21	151	603	36	35	66	499	16	1297	84	36	99	.408	.333	1033
Norfolk	.254	142	4805	591	639	1222	1926	265	32	125	555	23	35	47	425	6	1175	51	23	108	.401	.319	990
Toledo	.253	141	4736	541	595	1196	1761	238	24	93	515	28	44	35	423	16	1066	83	50	107	.372	.316	976
Syracuse	.251	141	4578	555	709	1151	1725	222	11	110	527	27	32	33	407	10	977	44	25	115	.377	.315	908
Charlotte	.250	142	4637	614	730	1157	1828	195	25	142	574	34	35	50	513	14	1204	95	42	100	.394	.329	982
Lehigh Valley	.249	142	4658	624	578	1158	1893	217	31	152	585	24	35	60	449	12	1242	64	30	91	.406	.320	961
<b>Buffalo</b>	<b>.247</b>	<b>141</b>	<b>4548</b>	<b>544</b>	<b>535</b>	<b>1123</b>	<b>1652</b>	<b>239</b>	<b>28</b>	<b>78</b>	<b>507</b>	<b>19</b>	<b>38</b>	<b>45</b>	<b>462</b>	<b>11</b>	<b>1032</b>	<b>143</b>	<b>52</b>	<b>96</b>	<b>.363</b>	<b>.320</b>	<b>932</b>

Batter	Club	AVG	G	AB	R	H	HR	RBI	Home Runs			
Diaz, Yandy**	COL	.350	85	309	56	108	5	33	Brentz, Bryce	PAW	31	
Wade, Tyler	SWB	.310	85	339	68	105	7	31	Shaffer, Richie	COL	30	
Hague, Matt	ROC	.297	136	502	64	149	10	65	Hoskins, Rhys	LHV	29	
Bostick, Christopher	IND	.294	126	486	75	143	7	57	Cozens, Dylan	LHV	27	
<b>Fields, Roemon</b>	<b>BUF</b>	<b>.291</b>	<b>103</b>	<b>347</b>	<b>49</b>	<b>101</b>	<b>0</b>	<b>29</b>	Alvarez, Pedro	NOR	26	
Rodriguez, Ronny	COL	.291	117	447	60	130	17	64	Snyder, Brandon	SYR	23	
Albies, Ozzie	GWN	.285	97	411	67	117	9	41	Hayes, Danny	CHA	19	
Hoskins, Rhys	LHV	.284	115	401	78	114	29	91	Robinson, Clint	SYR	18	
Infante, Omar	TOL	.282	123	489	46	138	3	37	Washington, David	NOR	18	
**Diaz did not qualify, but his adjusted avg of .340 (added 0-9) won him batting title.									4 tied at		17	

Hits			Stolen Bases			Runs Batted In		
Hague, Matt	ROC	149	<b>Fields, Roemon</b>	<b>BUF</b>	<b>43</b>	Hoskins, Rhys	LHV	91
Bostick, Christopher	IND	143	May, Jacob	CHA	31	Alvarez, Pedro	NOR	89
Adames, Willy	DUR	140	Wade, Tyler	SWB	26	Shaffer, Richie	COL	89
Elizalde, Sebastian	LOU	140	<b>Berti, Jon</b>	<b>BUF</b>	<b>23</b>	Brentz, Bryce	PAW	85
Infante, Omar	TOL	138	Ervin, Phillip	LOU	23	Snyder, Brandon	SYR	77
Leonard, Patrick	DUR	135	Perez, Eury	IND	22	Cozens, Dylan	LHV	75
Navarro, Efren	TOL	132	Albies, Ozzie	GWN	21	Robinson, Clint	SYR	74
Alvarez, Pedro	NOR	131	Avery, Xavier	GWN	21	Leonard, Patrick	DUR	70
Rodriguez, Ronny	COL	130	Smith, Mallex	DUR	21	Choi, Ji-Man	SWB	69
Bauers, Jake	DUR	128	Bauers, Jake	DUR	20	2 tied at		67

Runs Scored			Doubles			Triples		
Bauers, Jake	DUR	79	Dosch, Drew	NOR	36	Albies, Ozzie	GWN	8
Hoskins, Rhys	LHV	78	Field, Johnny	DUR	35	Fowler, Dustin	SWB	8
Bostick, Christopher	IND	75	Bostick, Christopher	IND	33	Crawford, J.P.	LHV	6
Brentz, Bryce	PAW	75	Leonard, Patrick	DUR	31	Elizalde, Sebastian	LOU	6
Crawford, J.P.	LHV	75	Alvarez, Pedro	NOR	31	Schafer, Logan	NOR	6
Adames, Willy	DUR	74	Bauers, Jake	DUR	31	<b>Fields, Roemon</b>	<b>BUF</b>	<b>5</b>
Snyder, Brandon	SYR	72	Dixon, Brandon	LOU	31	7 others tied at		5
Goodrum, Niko	ROC	71	Infante, Omar	TOL	31			
Leonard, Patrick	DUR	69	3 tied at		30			
Shaffer, Richie	DUR	69						

On-Base Pct.			Slugging Pct.			Walks		
Diaz, Yandy (ADJ .444)	COL	.454	Hoskins, Rhys	LHV	.581	Crawford, J.P.	LHV	79
Hoskins, Rhys	LHV	.385	Brentz, Bryce	PAW	.529	Bauers, Jake	DUR	78
Wade, Tyler	SWB	.382	Snyder, Brandon	SYR	.490	Navarro, Efren	TOL	71
Hague, Matt	ROC	.373	Washington, David	NOR	.478	Hayes, Danny	CHA	67
Navarro, Efren	TOL	.370	Shaffer, Richie	COL	.464	Shaffer, Richie	COL	67
Bauers, Jake	DUR	.368	Wade, Tyler	SWB	.460	Adames, Willy	DUR	65
Bostick, Christopher	IND	.362	Ortiz, Danny	IND	.457	Hoskins, Rhys	LHV	64
Avery, Xavier	GWN	.361	Dixon, Brandon	LOU	.457	Hague, Matt	ROC	61
Adames, Willie	DUR	.360	Avery, Xavier	GWN	.456	Diaz, Yandy	COL	60
2 tied at		.356	Rodriguez, Ronny	COL	.454	Avery, Xavier	GWN	59



## 2017 INTERNATIONAL LEAGUE PITCHING STATISTICS & LEADERS

Team	W-L	PCT	ERA	G	GS	CG	SHO	GF	SV	IP	H	AB	TBF	R	ER	HR	SH	SF	HB	BB	IBB	SO	WP	BK
Scranton/WB	86-55	.610	3.33	141	141	2	13	139	37	1225.2	1079	4624	5086	521	454	101	7	31	39	382	2	1249	61	6
Durham	86-56	.606	3.37	142	142	1	18	141	42	1270.2	1099	4752	5254	524	476	126	17	24	41	417	7	1421	79	4
Rochester	80-62	.563	3.39	142	142	4	10	138	42	1228.0	1174	4654	5096	507	462	102	21	37	34	350	8	1128	57	2
Indianapolis	79-63	.556	3.48	142	142	3	10	139	39	1245.1	1163	4675	5254	529	482	103	36	38	51	453	15	1142	75	4
<b>Buffalo</b>	<b>65-76</b>	<b>.461</b>	<b>3.58</b>	<b>141</b>	<b>141</b>	<b>3</b>	<b>12</b>	<b>138</b>	<b>35</b>	<b>1209.1</b>	<b>1177</b>	<b>4625</b>	<b>5151</b>	<b>535</b>	<b>481</b>	<b>102</b>	<b>20</b>	<b>36</b>	<b>49</b>	<b>421</b>	<b>11</b>	<b>993</b>	<b>51</b>	<b>7</b>
Lehigh Valley	80-62	.563	3.72	142	142	5	15	137	44	1224.0	1167	4645	5165	578	506	111	33	40	36	410	8	1022	56	8
Pawtucket	67-75	.472	3.84	142	142	6	18	136	30	1229.0	1109	4606	5168	562	524	140	22	38	47	454	7	1101	51	4
Toledo	70-71	.496	3.89	141	141	2	9	139	42	1248.1	1263	4798	5382	595	540	101	26	35	43	478	21	1101	42	1
Gwinnett	71-71	.500	4.02	142	142	5	12	137	32	1231.1	1187	4720	5309	606	550	105	23	44	52	470	8	1184	82	5
Norfolk	66-76	.465	4.14	142	142	2	8	140	32	1241.1	1297	4846	5434	639	571	111	30	41	66	450	16	1028	65	3
Columbus	71-71	.500	4.33	142	142	6	12	136	38	1248.0	1289	4802	5388	644	600	152	17	35	48	486	20	1074	55	5
Louisville	56-86	.394	4.56	142	142	4	6	138	29	1256.0	1357	4924	5602	731	636	124	54	47	55	521	16	1129	112	5
Charlotte	61-81	.430	4.79	142	142	5	2	137	31	1216.0	1298	4758	5345	730	647	148	17	47	47	475	5	1090	85	7
Syracuse	54-87	.383	5.03	141	141	3	5	138	29	1187.1	1315	4682	5268	709	664	137	29	45	57	454	24	1017	66	1

Pitcher	Club	W-L	ERA	IP	H	BB	SO	Wins		
Brault, Steven	IND	10-5	1.94	120.1	85	44	109	Slegers, Aaron	ROC	15
Eshelman, Tom	LHV	10-3	2.23	121.0	101	13	80	Yarbrough, Ryan	DUR	13
Albers, Andrew	GWN	12-3	2.61	120.2	120	19	115	Albers, Andrew	GWN	12
Chirinos, Yonny	DUR	12-5	2.74	141.0	116	22	120	Chirinos, Yonny	DUR	12
Adams, Chance	SWB	11-5	2.89	115.1	81	43	103	Honeywell, Brent	DUR	12
Merritt, Ryan	COL	10-5	3.03	116.0	116	25	85	Adams, Chance	SWB	11
Slegers, Aaron	ROC	15-4	3.40	148.1	154	29	119	7 tied at		10
Yarbrough, Ryan	DUR	13-6	3.43	157.1	144	39	159			
Hurlbut, David	ROC	10-8	3.44	130.2	152	30	103			
Hutchison, Drew	IND	9-9	3.56	159.1	149	57	124			

Strikeouts			Saves			Innings Pitched		
Yarbrough, Ryan	DUR	159	Beato, Pedro	LHV	33	Hutchison, Drew	IND	159.1
Honeywell, Brent	DUR	152	Mujica, Edward	TOL	21	Morimando, Shawn	COL	159.1
Glasnow, Tyler	IND	140	Neverauskas, Dovydas	IND	13	Yarbrough, Ryan	DUR	157.1
Giolito, Lucas	CHA	134	Shackelford, Kevin	LOU	12	Slegers, Aaron	ROC	148.1
Sims, Lucas	GWN	132	Yacabonis, Jimmy	NOR	11	Chirinos, Yonny	DUR	141.0
Lopez, Reynaldo	CHA	131	Armstrong, Shawn	COL	10	Stephens, Jackson	LOU	139.0
Morimando, Shawn	COL	128	Leon, Arcenio	TOL	10	Danish, Tyler	CHA	138.1
Hutchison, Drew	IND	124	Rodriguez, Richard	NOR	10	Eppler, Tyler	IND	136.1
Chirinos, Yonny	DUR	120	Suero, Wander	SYR	10	Plutko, Adam	COL	135.2
Slegers, Aaron	ROC	119	<b>Campos, Leonel</b>	<b>BUF</b>	<b>9</b>	<b>Grube, Jarrett</b>	<b>BUF/COL</b>	<b>134.0</b>

<u>Games</u>			<u>Complete Games</u>			<u>Shutouts</u>		
Kensing, Logan	TOL	66	Morimando, Shawn	COL	4	Morimando, Shawn	COL	3
Mujica, Edward	TOL	56	Eshelman, Tom	LHV	3	Giolito, Lucas	CHA	2
Beato, Pedro	LHV	52	Blair, Aaron	GWN	2	13 tied at		1
Cotts, Neal	SYR	52	Giolito, Lucas	CHA	2			
Martin, Rafael	SYR	52	Haviland, Shawn	PAW	2			
Venditte, Pat	LHV	52	Kendrick, Kyle	PAW	2			
Crockett, Kyle	COL	51	Volstad, Chris	CHA	2			
Head, Louis	COL	50	34 tied at		1			
Johnson, Jeff	COL	50						
Peterson, David	GWN	50						

<u>Holds</u>			<u>Losses</u>			<u>Walks</u>		
Purke, Matt	CHA	14	Danish, Tyler	CHA	14	Fulmer, Carson	CHA	65
Kensing, Logan	TOL	11	Thompson, Jake	LHV	14	<b>House, T.J.</b>	<b>BUF</b>	<b>63</b>
Kolarek, Adam	DUR	11	Plutko, Adam	COL	12	Reed, Cody	LOU	61
Stumpf, Daniel	TOL	10	<b>Santos, Luis</b>	<b>BUF</b>	<b>12</b>	Owens, Henry	PAW	60
Mariot, Michael	LHV	9	<b>House, T.J.</b>	<b>BUF</b>	<b>11</b>	Giolito, Lucas	GWN	59
Olson, Tyler	COL	9	Aquino, Jayson	NOR	10	Holmes, Clay	IND	59
Rondon, Bruce	TOL	9	Giolito, Lucas	CHA	10	Hutchison, Drew	IND	57
Ryan, Kyle	TOL	9	Stephens, Jackson	LOU	10	Morimando, Shawn	COL	57
Sanchez, Angel	IND	9	Volstad, Chris	CHA	10	Blair, Aaron	GWN	56
4 tied at		8	10 tied at		9	Lee, Chris	NOR	54

# 2017 SEASON REVIEW

## 2017 BUFFALO BISONS GAME-BY-GAME RESULTS

Date	Opponent	Score	W/L	Record	Place	Winning Pitcher	Losing Pitcher	Save	Attend.	Time
4/06	Scranton/WB	Postponed: Inclement Weather... Rescheduled for 4/09								
4/07	Scranton/WB	Postponed: Inclement Weather... Rescheduled for 6/17								
4/08	Scranton/WB	4-2	W	1-0	T1	Grube, Jarrett	Barbato, Johnny	Barnes, Danny	7,418	2:45
4/09(1)	Scranton/WB	4-3 (7)	W	2-0	-	Browning, Wil	Heller, Ben	-	-	2:02
4/09(2)	Scranton/WB	9-6 (7)	W	3-0	T1	Beliveau, Jeff	Jones, Tyler	Smith, Chris	8,111	2:13
4/10	Rochester	9-4	W	4-0	1(+1.0)	House, TJ	Wheeler, Jason	Barnes, Danny	6,236	3:16
4/11	Rochester	0-5	L	4-1	T1	Slegers, Aaron	Stilson, John	-	4,499	2:45 (:13)
4/12	Rochester	5-2	W	5-1	1(+1.0)	Dermody, Matt	Hurlbut, David	Campos, Leonel	4,350	2:49
4/13	Rochester	1-2 (10)	L	5-2	T1	Wimmers, Alex	Barnes, Danny	-	5,105	2:39
4/14	AT Scranton/WB	2-1	W	6-2	1(+0.5)	Browning, Wil	Heller, Ben	Girodo, Chad	3,198	2:41
4/15	AT Scranton/WB	10-2	W	7-2	1(+1.5)	House, TJ	Cessa, Luis	-	3,410	2:50
4/16	AT Scranton/WB	1-3	L	7-3	1(+1.0)	Green, Chad	Bolsinger, Mike	Heller, Ben	3,196	2:16
4/18	Norfolk	4-3	W	8-3	1(+1.0)	Smith, Murphy	Ynoa, Gabriel	Girodo, Chad	4,680	2:45
4/19	Norfolk	5-9	L	8-4	1(+1.0)	Rodriguez, Richard	Grube, Jarrett	Yacobonis, Jimmy	4,331	3:22 (1:00)
4/20	Norfolk	Postponed: Rain... Rescheduled for 4/25								
4/21	Columbus	9-3	W	9-4	1(+1.5)	Smith, Murphy	Narveson, Chris	Girodo, Chad	4,981	3:34
4/22	Columbus	5-0	W	10-4	1(+2.5)	House, TJ	Clevinger, Mike	-	5,068	3:04
4/23	Columbus	5-4	W	11-4	1(+3.0)	Browning, Wil	Martin, Josh	Smith, Murphy	7,207	2:57
4/25(1)	AT Norfolk	Postponed: Inclement Weather... Rescheduled for 4/27								
4/25(2)	Norfolk	Postponed: Inclement Weather... Rescheduled for 4/26								
4/26(1)	AT Norfolk	0-4 (7)	L	11-5	-	Lee, Chris	Santos, Luis	-	3,065	1:32
4/26(2)	Norfolk	2-1 (7)	W	12-5	1(+3.0)	Grube, Jarrett	Stewart, Zach	Beliveau, Jeff	-	1:58
4/27(1)	AT Norfolk	3-0 (7)	W	13-5	-	Bolsinger, Mike	Wright, Mike	Stilson, John	-	2:10
4/27(2)	AT Norfolk	1-2 (7)	L	13-6	1(+2.5)	Crichton, Stefan	Browning, Wil	Yacobonis, Jimmy	3,824	1:59
4/28	AT Durham	0-3	L	13-7	1(+2.0)	Faria, Jacob	House, TJ	Moreno, Diego	8,642	2:28
4/29	AT Durham	3-6	L	13-8	1(+1.5)	Espinal, Yoel	Oberholtzer, Brett	Moreno, Diego	9,351	3:23
4/30	AT Durham	6-1	W	14-8	1(+1.5)	Santos, Luis	Honeywell, Brent	-	9,200	2:57
5/02	Rochester	Postponed: Rain... Rescheduled for 5/03								
5/03(1)	Rochester	3-5 (7)	L	14-9	-	Hurlbut, David	Grube, Jarrett	Wimmers, Alex	-	2:22
5/03(2)	Rochester	4-1 (7)	W	15-9	1(+2.0)	Lawrence, Casey	Turley, Nik	Campos, Leonel	4,310	2:14
5/04	Rochester	Postponed: Rain... Rescheduled for 6/26								
5/05	Lehigh Valley	Postponed: Rain... Rescheduled for 5/06								
5/06(1)	Lehigh Valley	8-0 (7)	W	16-9	1(+2.0)	House, TJ	Pinto, Ricardo	-	4,342	1:56 (:44)
5/06(2)	Lehigh Valley	Postponed: Rain... Rescheduled for 5/07								
5/07(1)	Lehigh Valley	0-1 (7)	L	16-10	-	Appel, Mark	Oberholtzer, Brett	Beato, Pedro	-	2:12
5/07(2)	Lehigh Valley	4-5 (7)	L	16-11	1(+1.0)	Venditte, Pat	Santos, Luis	Mariot, Michael	4,411	2:17
5/08	AT Syracuse	9-3	W	17-11	1(+1.0)	Campos, Leonel	Ross, Greg	Girodo, Chad	1,459	2:43
5/09	AT Syracuse	4-8	L	17-12	T1	Cotts, Neal	Beliveau, Jeff	-	1,842	2:49
5/10	AT Syracuse	7-1	W	18-12	T1	Valdez, Cesar	Hill, Taylor	-	8,852	2:27
5/11	AT Lehigh Valley	7-10	L	18-13	2(-1.0)	Pinto, Ricardo	House, TJ	Beato, Pedro	7,615	3:09
5/12	AT Lehigh Valley	4-5 (12)	L	18-14	2(-2.0)	Ramos, Cesar	Girodo, Chad	-	9,122	4:01
5/13	AT Lehigh Valley	Postponed: Rain... Rescheduled for 5/14								
5/14(1)	AT Lehigh Valley	2-7 (7)	L	18-15	-	Eshelman, Tom	Latos, Mat	-	-	1:52
5/14(2)	AT Lehigh Valley	0-1 (7)	L	18-16	T2(-4.0)	Thompson, Jake	Stilson, John	Beato, Pedro	7,926	1:55 (:19)
5/15	Syracuse	8-6	W	19-16	T2(-4.0)	Beliveau, Jeff	Nathan, Joe	Browning, Wil	4,820	2:41
5/16	Syracuse	6-3	W	20-16	T2(-4.0)	Dermody, Matt	Grace, Matt	Smith, Murphy	4,561	2:27
5/17	Syracuse	5-7	L	20-17	3(-5.0)	Ross, Joe	House, TJ	Nathan, Joe	5,049	2:46
5/18	Syracuse	4-3	W	21-17	3(-4.0)	Dermody, Matt	Cotts, Neal	Smith, Chris	4,608	2:39
5/19	Pawtucket	7-5 (13)	W	22-17	T2(-4.0)	Parmley, Ian	Miller, Mike	-	12,380	4:28 (:19)
5/20	Pawtucket	3-5	L	22-18	3(-5.0)	Maddox, Austin	Stilson, John	-	7,486	2:40
5/21	Pawtucket	2-1	W	23-18	3(-5.0)	Dermody, Matt	Owens, Henry	Smith, Murphy	6,529	2:45
5/23	AT Gwinnett	5-6	L	23-19	3(-6.0)	Albers, Andrew	House, TJ	Cruz, Rhiner	1,430	2:57
5/24	AT Gwinnett	3-4	L	23-20	3(-7.0)	Weigel, Patrick	Santos, Luis	Cabrera, Mauricio	1,187	2:23
5/25	AT Gwinnett	4-1	W	24-20	3(-6.0)	Latos, Mat	Sims, Lucas	Campos, Leonel	1,285	2:58
5/26	AT Charlotte	9-3	W	25-20	3(-6.0)	Oberholtzer, Brett	Lopez, Reynaldo	-	10,526	3:06
5/27	AT Charlotte	12-7	W	26-20	3(-6.0)	Smith, Chris	Burdi, Zack	-	10,214	3:24
5/28	AT Charlotte	7-8	L	26-21	3(-7.0)	Beatty, Max	Girodo, Chad	Clark, Brian	10,210	3:43 (:36)
5/29	AT Charlotte	7-9	L	26-22	3(-8.0)	Valerio, Kelvis	Smith, Chris	-	7,882	3:31
5/30	Toledo	6-4	W	27-22	3(-7.0)	Beliveau, Jeff	Vasquez, Anthony	Campos, Leonel	6,495	2:57
5/31	Toledo	4-1	W	28-22	3(-7.0)	Santos, Luis	Bell, Chad	-	5,805	2:33
6/01	Toledo	2-5	L	28-23	3(-7.0)	Farmer, Buck	Oberholtzer, Brett	Mujica, Edward	16,074	2:48
6/02	Charlotte	9-4	W	29-23	3(-6.0)	Dermody, Matt	Purke, Matt	-	8,178	3:28
6/03	Charlotte	4-0	W	30-23	3(-6.0)	House, TJ	Shields, James	-	16,907	2:12
6/04	Charlotte	10-5	W	31-23	3(-5.0)	Valdez, Cesar	Volstad, Chris	-	6,149	3:03
6/05	AT Lehigh Valley	1-12	L	31-24	3(-6.0)	Eshelman, Tom	Santos, Luis	-	7,713	2:50
6/06	AT Lehigh Valley	Postponed: Rain... Rescheduled for 6/07								
6/07(1)	AT Lehigh Valley	1-2 (7)	L	31-25	-	Mariot, Michael	Oberholtzer, Brett	Beato, Pedro	-	2:01
6/07(2)	AT Lehigh Valley	3-6 (7)	L	31-26	3(-8.0)	Milner, Hoby	Grube, Jarrett	-	7,881	2:08
6/08	AT Pawtucket	0-11	L	31-27	3(-9.0)	Haviland, Shawn	House, TJ	-	5,585	2:21
6/09	AT Pawtucket	3-7	L	31-28	3(-9.0)	Beeks, Jalen	Valdez, Cesar	-	5,720	2:38
6/10	AT Pawtucket	3-0	W	32-28	3(-8.0)	Bolsinger, Mike	Callahan, Jamie	Campos, Leonel	11,959	2:26
6/11	AT Pawtucket	2-3	L	32-29	3(-9.0)	Walden, Marcus	Santos, Luis	Maddox, Austin	8,615	2:18
6/13	Lehigh Valley	7-9	L	32-30	4(-10.0)	Murray, Colton	Smith, Murphy	Beato, Pedro	5,313	3:07
6/14	Lehigh Valley	4-0	W	33-30	T3(-9.0)	House, TJ	Appel, Mark	-	5,231	2:41
6/15	Lehigh Valley	4-2	W	34-30	T3(-8.0)	Valdez, Cesar	Thompson, Jake	Smith, Chris	5,596	2:25

# 2017 SEASON REVIEW

## 2017 BUFFALO BISONS GAME-BY-GAME RESULTS

Date	Opponent	Score	W/L	Record	Place	Winning Pitcher	Losing Pitcher	Save	Attend.	Time
6/16	Scranton/WB	1-8	L	34-31	4(-8.0)	Acevedo, Domingo	Santos, Luis	-	10,836	2:57
6/17(1)	Scranton/WB	2-6 (7)	L	34-32	-	Adams, Chance	Bolsinger, Mike	Mantiply, Joe	-	2:16
6/17(2)	Scranton/WB	0-4 (7)	L	34-33	4(-9.5)	Rosa, Adonis	Girodo, Chad	-	8,435	1:58
6/18	Scranton/WB	0-2 (8)	L	34-34	4(-10.5)	Smith, Caleb	Sparkman, Glenn	-	9,943	3:52 (2:03)
6/19	AT Rochester	0-7	L	34-35	5(-11.5)	Hurlbut, David	Oberholtzer, Brett	-	3,957	2:40
6/20	AT Rochester	3-4	L	34-36	5(-12.5)	Slegers, Aaron	House, TJ	Pressly, Ryan	4,323	2:35
6/21	AT Rochester	1-3	L	34-37	5(-13.5)	Melotakis, Mason	Santos, Luis	Hildenberger, Trevor	5,090	2:47
6/22	AT Syracuse	6-7	L	34-38	5(-13.5)	Adams, Austin	Smith, Chris	-	5,687	3:02
6/23	AT Syracuse	1-2	L	34-39	5(-14.5)	Long, Jaron	Sparkman, Glenn	Adams, Austin	3,502	2:04
6/24	AT Syracuse	5-6	L	34-40	5(-14.5)	Suero, Wander	Stilson, John	-	6,269	3:09
6/25	AT Syracuse	7-5	W	35-40	5(-13.5)	Sparkman, Glenn	Suero, Wander	Smith, Chris	4,764	2:58
6/26(1)	Rochester	3-4 (7)	L	35-41	-	Hurlbut, David	Dermody, Matt	Reed, Jake	-	2:22
6/26(2)	Rochester	2-4 (7)	L	35-42	5(-14.0)	Slegers, Aaron	Valdez, Cesar	Pressly, Ryan	5,098	2:09
6/27	Rochester	2-3	L	35-43	5(-14.0)	Baxendale, D.J.	Harrell, Lucas	Tonkin, Michael	5,771	3:01
6/28	Rochester	3-0	W	36-43	5(-14.0)	Bolsinger, Mike	Tracy, Matt	Sparkman, Glenn	6,524	2:24
6/29	Rochester	4-5	L	36-44	5(-14.0)	Pressly, Ryan	Rowley, Chris	Curtiss, John	6,018	3:11 (:16)
6/30	Syracuse	1-8	L	36-45	5(-14.5)	Hill, Taylor	House, TJ	-	8,088	2:23
7/01	Syracuse	0-5	L	36-46	5(-15.0)	Jackson, Edwin	Valdez, Cesar	-	7,179	2:46
7/02	Syracuse	2-5	L	36-47	5(-16.0)	Cole, A.J.	Sanchez, Aaron	Gott, Trevor	8,366	2:37
7/03	Syracuse	6-2	W	37-47	5(-15.0)	Rowley, Chris	Fedde, Erick	-	16,647	2:31
7/04	AT Scranton/WB	0-7	L	37-48	5(-16.0)	Smith, Caleb	Oberholtzer, Brett	Lail, Brady	10,000	2:36
7/05	AT Scranton/WB	1-3	L	37-49	5(-16.5)	Mitchell, Bryan	House, TJ	Jones, Tyler	5,558	2:07
7/06	AT Scranton/WB	3-4 (11)	L	37-50	5(-17.5)	Mantiply, Joe	Smith, Murphy	-	4,947	3:20
7/07	AT Pawtucket	5-0	W	38-50	5(-16.5)	Santos, Luis	Kendrick, Kyle	-	5,273	3:06
7/08	AT Pawtucket	0-3	L	38-51	5(-17.5)	Olmos, Edgar	Rowley, Chris	Callahan, Jamie	9,246	2:22
7/09	AT Pawtucket	1-2 (11)	L	38-52	5(-17.5)	Walden, Marcus	Smith, Chris	-	5,715	3:13
7/13	Scranton/WB	1-6	L	38-53	5(-18.5)	Cessa, Luis	House, TJ	Lail, Brady	7,386	2:26
7/14	Scranton/WB	1-3	L	38-54	5(-19.5)	Gallegos, Giovanni	Howell, J.P.	Rumbelow, Nick	11,237	2:35
7/15	Scranton/WB	1-2	L	38-55	5(-20.5)	Feyereisen, J.P.	Mayza, Tim	Jones, Tyler	9,153	2:45
7/16	Scranton/WB	0-5	L	38-56	5(-21.5)	Cortes, Nestor	Oberholtzer, Brett	-	8,945	2:30
7/17	AT Columbus	7-5	W	39-56	5(-21.0)	Rowley, Chris	Grube, Jarrett	Smith, Chris	11,648	3:04
7/18	AT Columbus	10-4	W	40-56	5(-20.5)	House, TJ	Plutko, Adam	-	8,390	2:51
7/19	AT Columbus	4-5	L	40-57	5(-21.5)	Crockett, Kyle	Glaude, Griffin	-	8,270	2:33
7/20	AT Louisville	1-5	L	40-58	5(-22.5)	Mahle, Tyler	Santos, Luis	-	6,931	2:49
7/21	AT Louisville	13-2	W	41-58	5(-22.5)	Oberholtzer, Brett	Garrett, Amir	-	7,044	2:56
7/22	AT Louisville	8-0	W	42-58	5(-21.5)	Rowley, Chris	Davis, Rookie	-	8,671	2:52
7/23	AT Louisville	5-2	W	43-58	5(-20.5)	Stilson, John	Reed, Cody	Dermody, Matt	7,103	2:58
7/24	Durham	3-12	L	43-59	5(-20.5)	Chirinos, Yonny	Smith, Murphy	-	5,736	2:54
7/25	Durham	1-3	L	43-60	5(-21.5)	Hu, Chih-Wei	Santos, Luis	Stanek, Ryne	5,981	2:42
7/26	Durham	8-3	W	44-60	5(-21.5)	Oberholtzer, Brett	Yarbrough, Ryan	-	8,349	2:56
7/27	Durham	1-3	L	44-61	5(-21.5)	Roth, Michael	Rowley, Chris	Garton, Ryan	9,402	2:09
7/28	Louisville	5-6	L	44-62	5(-22.5)	Davis, Rookie	House, TJ	Brice, Austin	11,393	3:01
7/29	Louisville	2-5	L	44-63	5(-23.5)	Reed, Cody	Smith, Murphy	Bonilla, Lisalverto	8,649	2:40
7/30	Louisville	7-2	W	45-63	5(-23.5)	Mayza, Tim	Stephens, Jackson	-	8,726	2:47
8/01	AT Scranton/WB	1-5	L	45-64	5(-24.5)	Adams, Chance	Rowley, Chris	-	7,405	2:30
8/02	AT Scranton/WB	3-1	W	46-64	5(-23.5)	House, TJ	Mitchell, Bryan	Smith, Chris	5,899	2:26
8/03	AT Scranton/WB	4-2	W	47-64	5(-22.5)	Tepesch, Nick	Smith, Caleb	Campos, Leonel	6,897	2:55
8/04	Lehigh Valley	8-2 (5)	W	48-64	5(-22.5)	Browning, Wil	Eshelman, Tom	-	9,290	1:33 (1:09)
8/05	Lehigh Valley	6-4	W	49-64	5(-22.5)	Smith, Murphy	Lively, Ben	Smith, Chris	8,401	2:35
8/06	Lehigh Valley	1-0 (10)	W	50-64	5(-22.5)	Campos, Leonel	Murray, Colton	-	8,991	3:11
8/07	AT Indianapolis	0-4	L	50-65	5(-23.5)	Brault, Steven	Biagini, Joe	-	7,414	2:15
8/08	AT Indianapolis	3-5	L	50-66	5(-24.5)	Holmes, Clay	House, TJ	Runzler, Dan	6,155	2:55
8/09	AT Indianapolis	3-1	W	51-66	5(-24.5)	Beliveau, Jeff	Hutchison, Drew	Smith, Chris	8,442	2:55
8/10	AT Toledo	3-6	L	51-67	5(-24.5)	Lewicki, Artie	Santos, Luis	-	6,074	3:00
8/11	AT Toledo	5-2	W	52-67	5(-24.5)	Oberholtzer, Brett	Jaye, Myles	Stilson, John	9,872	2:45
8/12	AT Toledo	6-2 (12)	W	53-67	5(-23.5)	Girodo, Chad	Alaniz, Ruben	-	11,200	4:06
8/13	AT Toledo	10-4	W	54-67	5(-23.5)	House, TJ	Turley, Josh	-	9,527	2:43
8/15	Indianapolis	3-8	L	54-68	5(-24.0)	Hutchison, Drew	Santos, Luis	-	8,250	3:08 (:55)
8/16	Indianapolis	5-4 (10)	W	55-68	5(-22.5)	Smith, Murphy	Santana, Edgar	-	11,285	2:50
8/17	Indianapolis	4-1	W	56-68	5(-22.5)	Stilson, John	Glasnow, Tyler	Campos, Leonel	10,355	3:11
8/18	Gwinnett	4-3	W	57-68	5(-21.5)	Bolsinger, Mike	Medlen, Kris	Smith, Chris	12,386	2:44
8/19	Gwinnett	0-1	L	57-69	5(-21.5)	Morris, Akeel	Anderson, Brett	Pfeifer, Philip	15,556	2:20 (:50)
8/20	Gwinnett	1-7	L	57-70	5(-22.5)	Barreda, Manny	Santos, Luis	-	10,438	2:33
8/21	AT Pawtucket	6-3	W	58-70	5(-22.5)	Ramirez, Carlos	Olmos, Edgar	-	5,997	3:04
8/22	AT Pawtucket	6-2	W	59-70	5(-21.5)	Biagini, Joe	Elias, Roenis	Campos, Leonel	6,502	2:49
8/23	AT Pawtucket	3-5	L	59-71	5(-21.5)	Smith, Carson	Girodo, Chad	Maddox, Austin	5,907	2:31
8/24	AT Pawtucket	8-3	W	60-71	5(-21.5)	Anderson, Brett	Beeks, Jalen	-	5,832	2:48
8/25	AT Rochester	2-1 (11)	W	61-71	5(-21.5)	Campos, Leonel	Pino, Yohan	-	9,564	3:18
8/26	AT Rochester	3-6	L	61-72	5(-22.5)	Hurlbut, David	Oberholtzer, Brett	Reed, Jake	7,545	2:51
8/27	AT Rochester	3-4	L	61-73	5(-22.5)	Slegers, Aaron	Rowley, Chris	Tonkin, Michael	7,246	2:22
8/28	Pawtucket	0-2	L	61-74	5(-23.5)	Kendrick, Kyle	Smith, Murphy	Maddox, Austin	9,797	2:32
8/29	Pawtucket	4-0	W	62-74	5(-23.5)	Tepesch, Nick	Beeks, Jalen	-	8,166	2:33
8/30	Pawtucket	5-7 (12)	L	62-75	5(-24.5)	Shepherd, Chandler	Browning, Wil	-	16,463	3:35
8/31	Pawtucket	4-2	W	63-75	5(-23.5)	Smith, Chris	Smith, Carson	Campos, Leonel	13,104	2:31
9/01	AT Syracuse	4-0	W	64-75	5(-22.5)	Girodo, Chad	Turner, Jacob	Beliveau, Jeff	4,720	2:54
9/02	AT Syracuse	1-2	L	64-76	5(-23.0)	Suero, Wander	Browning, Wil	-	5,104	2:56
9/03	AT Syracuse	Cancelled: Inclement Weather								
9/04	AT Syracuse	3-2	W	65-76	5(-21.0)	Carkuff, Jared	Valdez, Phillips	Bolsinger, Mike	6,564	2:35



# 2017 SEASON REVIEW

## SITUATIONAL W/L

## 2017 ATTENDANCE

## RECORD BY DAY/MONTH

	<u>Overall</u>	<u>Day</u>	<u>Total</u>	<u>Openings</u>	<u>Avg.</u>		<u>Overall</u>	<u>Home</u>	<u>Road</u>
Season	65-76	Sunday	87,816	11	7,983	Sunday	11-13	7-6	4-7
Home	36-35	Monday	48,334	6	8,056	Monday	7-8	3-4	4-4
Road	29-41	Tuesday	53,716	9	5,968	Tuesday	6-11	4-5	2-6
Day	21-24	Wednesday	71,697	10	7,170	Wednesday	11-12	8-4	3-8
Night	44-52	Thursday	77,648	9	8,628	Thursday	8-12	4-5	4-7
Extra Innings	5-5	Friday	88,769	9	9,863	Friday	12-8	5-4	7-4
One-Run Games	12-26	Saturday	98,594	11	8,963	Saturday	10-12	5-7	5-5
Two-Run Games	12-17								
Shutouts	12-16	<u>Month</u>	<u>Total</u>	<u>Openings</u>	<u>Avg.</u>	April	14-8	9-3	5-5
VS. RHP (starter)	45-50	April	61,986	11	5,635	May	14-14	9-5	5-9
VS. LHP (starter)	20-26	May	70,796	12	5,900	June	8-23	6-11	2-12
Bisons Score First	47-20	June	124,161	15	8,277	July	9-18	3-11	6-7
Opponents Score First	18-56	July	127,149	14	9,082	August	18-12	8-5	10-7
Bisons Score 3 or Less	11-60	August	142,482	13	10,960	September	2-1	0-0	2-1
Bisons Score 4 or More	54-16								
Bisons Out-Hit Opp.	51-14	<u>Day/Night</u>	<u>Total</u>	<u>Openings</u>	<u>Avg.</u>	<b>DOUBLEHEADERS/SERIES RECORDS</b>			
Opp. Out-Hit Bisons	9-54	Day	179,974	24	7,499		<u>Won</u>	<u>Lost</u>	<u>Split</u>
Hits are Even	5-8	Night	346,600	41	8,454	Doubleheaders	1	5	3
Leading after 6	48-5					Series	17	19	6
Tied after 6	10-10	<b>Total</b>	<b>526,574</b>	<b>65</b>	<b>8,101</b>	Series Sweeps	4	6	
Trailing after 6	6-61								
Leading after 7	54-4								
Tied after 7	7-8								
Trailing after 7	3-64								
Leading after 8	52-2								
Tied after 8	3-11								
Trailing after 8	3-50								

## 2017 TOP SINGLE GAME PERFORMANCES

4-Hit Games (11)	-Smith Jr., 4/19 vNOR (4-4, R, 2RBI, BB) -Leblebajian, 5/8 @SYR (4-4, 2R, 2RBI, BB), 5/29 @CHA (4-5, 2R, 2B, 2HR, 4RBI), 8/26 @ROC (4-4, R, 2B, 3B) & 9/2 @SYR (4-4, R, 2B) -Fields, 5/27 @CHA (4-6, 2R, 2B, 3B, RBI) -Tellez, 5/27 @CHA (4-5, R, 2B, 4RBI) & 6/26(2) vROC (4-4, R, 2B) -Parmley, 5/27 @CHA (4-4, 3R, 2 2B, RBI, BB) -Jansen, 8/21 @PAW (4-4, 2R, 2HR, 2RBI) -Hernandez, 8/22 @PAW (4-5, 3R, 2HR, 3RBI)
2HR Games (7)	-Tellez, 4/8 vSWB (2-4, 2R, 2RBI) -Ohlman, 4/23 vCOL (3-4, 2R, 3RBI, BB) -Lopez, 5/8 @SYR (2-4, 2R, 5RBI, BB) & 6/24 @SYR (3-4, 2R, 4RBI) -Leblebajian, 5/29 @CHA (4-5, 2R, 2B, 4RBI) -Jansen, 8/21 @PAW (4-4, 2R, 2RBI) -Hernandez, 8/22 @PAW (4-5, 3R, 3RBI)
Grand Slams (1)	-Hernandez, 8/13 @TOL (off Joshua Turley)
Walk off HR (2)	-Lopes, 4/9(1) vSWB (7th inning)(off Ben Heller) -Tellez, 5/19 vPAW (13th inning)(off Mike Miller)
B2B HR (1)	-Leblebajian & Parmley, 5/6(1) vLHV (3rd inning)(off Ricardo Pinto)
4-RBI Games (6)	-Leblebajian, 4/15 @SWB (2-3, R, HR, 2BB) & 5/29 @CHA (4-5, 2R, 2B, 2HR) -Smith Jr., 5/23 @GWN (3-4, R, HR, BB) -Tellez, 5/27 @CHA (4-5, R, 2B) -Petit, 6/15 vLHV (1-3, R, HR) -Lopez, 6/24 @SYR (3-4, 2R, 2HR)
5-RBI Games (4)	-Leblebajian, 5/6(2) vLHV (2-3, R, 2B, HR) -Lopez, 5/8 @SYR (2-4, 2R, 2HR, BB) -Ohlman, 6/4 vCHA (3-5, 2R, HR) -Hernandez, 8/13 @TOL (2-5, R, HR)
3 SB Games (2)	-Fields, 5/19 vPAW -Berti, 7/17 @COL
10+ Strikeouts (2)	-Valdez, 6/15 vLHV (W, 7.0IP, 4H, 2R/ER, 2BB, 10K) -Santos, 6/16 vSWB (L, 5.0IP, 5H, 4R/ER, 3BB, 10K)
Complete Games (3)	-House, 5/6(1) vLHV (W, 7.0IP, 7H, 2K) -Oberholtzer, (6/7(1) @LHV (L, 6.0IP, 4H, 2R, 1ER, 3BB, 3K) -Valdez, 6/26(2) vROC (L, 7.0IP, 10H, 4R/ER, BB, 4K)
Pos. Player Pitch (1)	-Parmley, 5/19 vPAW (W, 2.0IP, 2H)

# 2017 SEASON REVIEW

## 2017 BUFFALO BISONS HITTING STATISTICS

Batters	AVG	G	AB	R	H	2B	3B	HR	RBI	TB	BB	IBB	SO	SB	CS	OBP	SLG	OBS	SF	SAC	HBP	DP
Alford, Anthony	.333	3	12	1	4	1	0	0	0	5	1	0	2	0	0	.385	.417	.801	0	0	0	0
Barreto, Deiferson	.000	1	2	0	0	0	0	0	0	0	0	0	0	0	0	.000	.000	.000	0	0	0	0
Berti, Jon	.205	62	215	26	44	8	4	3	20	69	20	0	53	23	4	.271	.321	.592	1	1	0	2
Carrera, Ezequiel	.500	1	2	0	1	0	0	0	1	1	2	0	0	1	0	.750	.500	1.250	0	0	0	0
Ceciliani, Darrell	.156	22	77	5	12	1	0	0	3	13	3	0	21	1	0	.198	.169	.366	0	0	1	1
Coghlan, Chris	.217	7	23	2	5	2	0	0	4	7	5	0	3	0	2	.357	.304	.661	0	0	0	0
Diaz, Jonathan	.182	37	88	12	16	3	1	0	6	21	18	0	24	1	1	.348	.239	.587	1	2	5	0
Elmore, Jake	.231	94	308	23	71	6	2	1	36	84	38	0	54	11	7	.321	.273	.594	4	2	5	11
Fields, Roemon	.291	103	347	49	101	11	5	0	29	122	32	1	65	43	14	.355	.352	.707	1	5	3	6
Graterol, Juan	.429	4	14	2	6	0	0	0	0	6	0	0	1	0	0	.429	.429	.857	0	0	0	2
Guillotte, Andrew	.304	8	23	6	7	2	1	0	0	11	4	0	9	0	1	.407	.478	.886	0	0	0	0
Hernandez, Teoscar	.222	26	99	14	22	6	2	6	22	50	8	0	30	4	1	.294	.505	.799	0	0	2	0
Jacob, David	.000	1	4	0	0	0	0	0	0	0	0	0	2	0	0	.000	.000	.000	0	0	0	0
Jansen, Danny	.328	21	67	8	22	4	1	3	10	37	11	1	7	0	0	.423	.552	.975	0	0	0	0
Kelly, Ty	.250	2	8	0	2	1	0	0	1	3	0	0	2	0	0	.333	.375	.708	0	0	1	0
Leblebajian, Jason	.258	120	427	56	110	22	4	11	60	173	35	1	124	3	2	.323	.405	.729	3	0	8	16
Lopes, Christian	.261	92	333	48	87	25	2	6	40	134	43	0	52	18	4	.349	.402	.751	4	0	4	5
Lopez, Raffy	.293	59	198	31	58	13	1	12	34	109	21	2	46	0	0	.368	.551	.918	1	0	3	4
Maile, Luke	.167	16	54	5	9	0	0	0	1	9	4	0	12	0	0	.224	.167	.391	0	0	0	3
Monsalve, Alex	.250	19	56	5	14	3	0	1	7	20	3	0	10	0	0	.283	.357	.640	1	0	0	0
Montero, Miguel	.000	1	3	0	0	0	0	0	0	0	0	0	1	0	0	.000	.000	.000	0	0	0	0
Ohlman, Mike	.216	90	282	35	61	16	0	12	38	113	48	0	115	4	0	.334	.401	.735	0	0	2	3
Opitz, Shane	.252	84	246	19	62	15	1	1	20	82	18	1	37	6	4	.306	.333	.640	4	3	3	9
Parmley, Ian	.260	79	246	35	64	12	0	1	22	79	15	0	59	11	2	.306	.321	.627	2	3	2	2
Pearce, Steve	.286	2	7	2	2	0	0	0	1	2	0	0	2	0	0	.375	.286	.661	0	0	1	0
Petit, Gregorio	.253	73	281	26	71	19	1	4	30	104	10	0	48	2	1	.275	.370	.645	4	2	0	10
Pompey, Dalton	.118	5	17	0	2	1	0	0	1	3	0	0	5	0	0	.118	.176	.294	0	0	0	0
Refsnyder, Rob	.417	4	12	3	5	1	0	0	2	6	3	0	2	0	0	.533	.500	1.033	0	0	0	0
Saltalamacchia, Jarrod	.162	33	111	8	18	6	0	1	5	27	17	0	51	0	0	.271	.243	.515	1	0	0	0
Saunders, Michael	.274	35	146	22	40	11	1	2	12	59	9	0	30	1	0	.321	.404	.725	0	0	1	3
Smith Jr., Dwight	.273	108	395	56	108	21	1	8	46	155	47	2	71	8	8	.350	.392	.743	4	1	2	9
Tellez, Rowdy	.222	122	445	45	99	29	1	6	56	148	47	3	94	6	1	.295	.333	.628	7	0	2	10
<b>Team Total</b>	<b>.247</b>	<b>141</b>	<b>4548</b>	<b>544</b>	<b>1123</b>	<b>239</b>	<b>28</b>	<b>78</b>	<b>507</b>	<b>1652</b>	<b>462</b>	<b>11</b>	<b>1032</b>	<b>143</b>	<b>52</b>	<b>.320</b>	<b>.363</b>	<b>.683</b>	<b>38</b>	<b>19</b>	<b>45</b>	<b>96</b>

## 2017 BUFFALO BISONS PITCHING STATISTICS

Pitchers	W-L	ERA	G	GS	CG	SHO	SV	SVO	IP	H	R	ER	HR	HB	BB	IBB	SO	BK	WP	GB/FB	DP	WHP	AVG	AB	TBF	SF	GF	HD
Anderson, Brett	1-1	0.93	2	2	0	0	0	0	9.2	4	1	1	0	0	2	0	3	0	0	1.17	0	0.62	.121	33	35	0	0	0
Barnes, Danny	0-1	3.00	4	0	0	0	2	2	6.0	6	2	2	0	0	0	0	8	1	0	0.25	0	1.00	.250	24	24	0	3	0
Beliveau, Jeff	4-1	3.04	29	1	0	0	2	2	50.1	34	18	17	5	2	26	1	60	0	1	0.77	3	1.19	.193	176	207	2	4	7
Biagini, Joe	1-1	3.12	4	4	0	0	0	0	17.1	13	6	6	2	0	6	0	14	0	2	1.50	2	1.10	.210	62	68	0	0	0
Bolsinger, Mike	4-2	1.70	16	5	0	0	1	2	47.2	42	9	9	2	0	8	0	42	1	2	1.05	10	1.05	.246	171	180	0	4	0
Borucki, Ryan	0-0	0.00	1	1	0	0	0	0	6.0	6	0	0	0	0	1	0	6	0	0	2.33	2	1.17	.273	22	23	0	0	0
Browning, Wil	4-3	6.55	39	0	0	0	1	3	57.2	71	44	42	5	3	36	1	57	0	6	0.87	1	1.86	.300	237	281	3	20	3
Campos, Leonel	3-0	1.65	26	0	0	0	9	9	32.2	20	6	6	2	0	14	0	39	0	2	0.64	0	1.04	.171	117	132	0	18	2
Carkuff, Jared	1-0	0.00	1	0	0	0	0	0	3.1	1	0	0	0	0	1	0	1	0	0	0.50	0	0.60	.091	11	12	0	0	0
Case, Andrew	0-0	5.87	4	0	0	0	0	1	7.2	7	5	5	2	2	3	0	3	0	1	1.10	0	1.30	.241	29	36	1	2	0
Cole, Taylor	0-0	0.00	4	0	0	0	0	0	5.2	0	0	0	0	0	1	0	7	0	0	1.00	0	0.18	.000	17	18	0	1	1
Dermody, Matt	5-1	3.56	33	1	0	0	1	3	43.0	48	21	17	6	1	11	1	39	0	2	1.49	5	1.37	.277	173	186	1	10	6
Girodo, Chad	2-4	3.02	30	1	0	0	4	5	47.2	55	19	16	3	2	17	3	35	2	0	1.40	5	1.51	.288	191	212	0	13	5
Glaude, Griffin	0-1	0.00	2	0	0	0	0	0	1.2	2	1	0	0	0	1	0	0	0	0	0.20	0	1.80	.250	8	9	0	1	0
Grube, Jarrett	2-3	6.14	11	11	0	0	0	0	55.2	63	43	38	10	2	21	0	47	1	2	0.72	4	1.51	.286	220	245	1	0	0
Harrell, Lucas	0-1	2.08	7	6	0	0	0	0	30.1	27	7	7	1	0	13	0	24	0	3	0.94	0	1.32	.233	116	130	1	1	0
House, TJ	9-11	4.32	24	24	1	0	0	0	133.1	149	73	64	11	8	63	1	108	1	7	1.33	14	1.59	.283	527	605	4	0	0
Howell, J.P.	0-1	6.43	8	0	0	0	0	0	7.0	9	6	5	1	2	3	0	6	0	0	0.56	0	1.71	.310	29	34	0	2	1
Latos, Mat	1-1	3.81	6	5	0	0	0	0	26.0	27	13	11	3	1	13	0	24	0	3	0.92	3	1.54	.276	98	115	3	0	0
Lawrence, Casey	1-0	0.90	3	3	0	0	0	0	10.0	9	2	1	1	1	1	0	7	0	0	1.09	1	1.00	.231	39	41	0	0	0
Leone, Dominic	0-0	4.50	4	0	0	0	0	0	4.0	4	2	2	0	0	1	0	4	0	0	0.75	1	1.25	.267	15	16	0	2	1
Liriano, Francisco	0-0	4.15	1	1	0	0	0	0	4.1	3	3	2	0	0	2	0	7	0	0	0.75	0	1.15	.188	16	19	1	0	0
Mayza, Tim	1-1	0.93	11	0	0	0	0	0	19.1	16	2	2	0	0	7	0	16	0	0	0.56	2	1.19	.216	74	81	0	3	3
Oberholtzer, Brett	4-8	4.12	24	24	1	0	0	0	131.0	157	66	60	7	2	44	0	81	0	7	1.09	17	1.53	.299	525	575	4	0	0
Parmley, Ian	1-0	0.00	1	0	0	0	0	0	2.0	2	0	0	0	0	0	0	0	0	0	0.20	0	1.00	.250	8	8	0	1	0
Ramirez, Carlos	1-0	0.00	7	0	0	0	0	0	14.0	6	0	0	0	0	3	0	16	0	0	0.56	0	0.64	.128	47	50	0	1	1
Rowley, Chris	3-5	2.66	12	8	0	0	0	0	64.1	60	21	19	2	5	17	0	46	0	1	1.17	5	1.20	.247	243	269	1	2	0
Sanchez, Aaron	0-1	8.31	1	1	0	0	0	0	4.1	5	4	4	0	0	3	0	4	0	1	5.00	3	1.85	.333	15	18	0	0	0
Santos, Luis	3-12	4.07	24	21	0	0	0	0	108.1	91	52	49	13	3	44	0	98	0	2	0.75	5	1.25	.227	401	451	3	1	0
Shafer, Justin	0-0	2.25	2	0	0	0	0	0	4.0	3	1	1	0	0	1	0	4	0	0	3.00	0	1.00	.200	15	16	0	0	1
Smith, Chris	2-3	4.46	29	0	0	0	9	14	34.1	36	17	17	6	1	6	1	24	0	2	0.60	2	1.22	.273	132	144	2	21	0
Smith, Joe	0-0	3.86	3	0	0	0	0	0	2.1	3	1	1	0	0	0	0	3	0	0	0.50	1	1.29	.333	9	9	0	0	0
Smith, Murphy	4-5	3.50	37	8	0	0	3	5	82.1	80	38	32	9	6	18	2	53	0	2	0.72	3	1.19	.252	317	344	2	10	3
Sparkman, Glenn	1-2	2.25	4	1	0	0	1	1	8.0	7	3	2	1	0	1	0	3	0	0	0.73	2	1.00	.250	28	30	1	2	0
Stilson, John	2-4	3.14	34	0	0	0	2	3	48.2	41	20	17	6	3	20	1	46	0	3	0.56	4	1.25	.224	183	208	2	16	1
Tepesch, Nick	2-0	2.00	4	3	0	0	0	0	18.0	14	4	4	1	2	1	0	14	0	0	1.44	1	0.83	.212	66	70	1	0	0
Valdez, Cesar	3-3	2.33	11	10	1	0	0	0	61.1	56	25	22	3	3	12	0	44	1	2	1.81	4	1.11	.242	231	250	3	0	0
Team Total	65-76	3.58	141	141	3	12	35	501	209.1	1177	535	481	102	49	421	11	993	7	51	1.23	100	1.32	.254	4625	5151	36	138	35

## 2017 BUFFALO BISONS TEAM HITTING LEADERS

<u>Average (100AB min)</u>		<u>Home Runs</u>		<u>RBI</u>	
Lopez, Raffy	.293	Lopez, Raffy	12	Leblebajian, Jason	60
<b>Fields, Roemon</b>	<b>.291</b>	Ohlman, Mike	12	Tellez, Rowdy	56
Saunders, Michael	.274	Leblebajian, Jason	11	Smith Jr., Dwight	46
<b>Smith Jr., Dwight</b>	<b>.273</b>	Smith Jr., Dwight	8	Lopes, Christian	40
<b>Lopes, Christian</b>	<b>.261</b>	Hernandez, Teoscar	6	Ohlman, Mike	38
Parmley, Ian	.260	Lopes, Christian	6	Elmore, Jake	36
<b>Leblebajian, Jason</b>	<b>.258</b>	Tellez, Rowdy	6	Lopez, Raffy	34
Petit, Gregorio	.253	Petit, Gregorio	4	Petit, Gregorio	30
Opitz, Shane	.252	Berti, Jon	3	Fields, Roemon	29
Elmore, Jake	.231	Jansen, Danny	3	2 tied at	22
<u>Games</u>		<u>Runs Scored</u>		<u>Hits</u>	
Tellez, Rowdy	122	Leblebajian, Jason	56	Leblebajian, Jason	110
Leblebajian, Jason	120	Smith Jr., Dwight	56	Fields, Roemon	101
Smith Jr., Dwight	108	Fields, Roemon	49	Smith Jr., Dwight	108
Fields, Roemon	103	Lopes, Christian	48	Tellez, Rowdy	99
Elmore, Jake	94	Tellez, Rowdy	45	Lopes, Christian	87
Lopes, Christian	92	Ohlman, Mike	35	Elmore, Jake	71
Ohlman, Mike	90	Lopez, Raffy	31	Petit, Gregorio	71
Opitz, Shane	84	Berti, Jon	26	Parmley, Ian	64
Parmley, Ian	79	Petit, Gregorio	26	Opitz, Shane	62
Petit, Gregorio	73	Elmore, Jake	23	Ohlman, Mike	61
<u>Doubles</u>		<u>Triples</u>		<u>Extra-Base Hits</u>	
Tellez, Rowdy	29	Fields, Roemon	5	Leblebajian, Jason	37
Lopes, Christian	25	Berti, Jon	4	Tellez, Rowdy	36
Leblebajian, Jason	22	Leblebajian, Jason	4	Lopes, Christian	33
Smith Jr., Dwight	21	Elmore, Jake	2	Smith Jr., Dwight	30
Petit, Gregorio	19	Hernandez, Teoscar	2	Ohlman, Mike	28
Ohlman, Mike	16	Lopes, Christian	2	Lopez, Raffy	26
Opitz, Shane	15	9 tied at	1	Petit, Gergorio	24
Lopez, Raffy	13			Shane Opitz	17
Parmley, Ian	12			Fields, Roemon	16
2 tied at	11			Berti, Jon	15
<u>Stolen Bases</u>		<u>Walks</u>		<u>Strikeouts</u>	
Fields, Roemon	43	Ohlman, Mike	48	Leblebajian, Jason	124
Berti, Jon	23	Smith Jr., Dwight	47	Ohlman, Mike	115
Lopes, Christian	18	Tellez, Rowdy	47	Tellez, Rowdy	94
Elmore, Jake	11	Lopes, Christian	43	Smith Jr., Dwight	71
Parmley, Ian	11	Elmore, Jake	38	Fields, Romeon	65
Smith Jr., Dwight	8	Leblebajian, Jason	35	Parmley, Ian	59
Opitz, Shane	6	Fields, Roemon	32	Elmore, Jake	54
Tellez, Rowdy	6	Lopez, Raffy	21	Berti, Jon	53
Hernandez, Teoscar	4	Berti, Jon	20	Lopes, Christian	52
Ohlman, Mike	4	2 tied at	18	Saltalamacchia, Jarrod	51
<u>Total Bases</u>		<u>On-Base Pct. (100 AB min)</u>		<u>Slugging Pct. (100 AB min)</u>	
Leblebajian, Jason	173	Lopez, Raffy	.368	Lopez, Raffy	.551
Smith Jr., Dwight	155	<b>Fields, Roemon</b>	<b>.355</b>	<b>Leblebajian, Jason</b>	<b>.405</b>
Tellez, Rowdy	148	<b>Smith Jr., Dwight</b>	<b>.350</b>	Saunders, Michael	.404
Lopes, Christian	134	<b>Lopes, Christian</b>	<b>.349</b>	<b>Lopes, Christian</b>	<b>.402</b>
Fields, Roemon	122	Ohlman, Mike	.334	Ohlman, Mike	.401
Ohlman, Mike	113	<b>Leblebajian, Jason</b>	<b>.323</b>	<b>Smith Jr., Dwight</b>	<b>.392</b>
Lopez, Raffy	109	Elmore, Jake	.321	Petit, Gregorio	.370
Petit, Gregorio	104	Saunders, Mike	.321	<b>Fields, Roemon</b>	<b>.352</b>
Elmore, Jake	84	Opitz, Shane	.306	Opitz, Shane	.333
Opitz, Shane	82	Parlmey, Ian	.306	<b>Tellez, Rowdy</b>	<b>.333</b>

\*BOLD equals league qualifying averages



## 2017 BUFFALO BISONS TEAM PITCHING LEADERS

<u>Wins</u>		<u>ERA (20.0 IP min)</u>		<u>Saves</u>	
House, T.J.	9	Campos, Leonel	1.65	Campos, Leonel	9
Dermody, Matt	5	Bolsinger, Mike	1.70	Smith, Chris	9
Beliveau, Jeff	4	Harrell, Lucas	2.08	Girodo, Chad	4
Bolsinger, Mike	4	Rowley, Chris	2.66	Smith, Murphy	3
Browning, Wil	4	Girodo, Chad	3.02	Barnes, Danny	2
Oberholtzer, Brett	4	Beliveau, Jeff	3.04	Beliveau, Jeff	2
Smith, Murphy	4	Stilson, John	3.14	Stilson, John	2
4 tied at	3	Valdez, Cesar	3.23	4 tied at	1
		Smith, Murphy	3.50		
		Dermody, Matt	3.56		
<u>Strikeouts</u>		<u>Games</u>		<u>Games Started</u>	
House, T.J.	108	Browning, Wil	39	House, T.J.	24
Santos, Luis	98	Smith, Murphy	37	Oberholtzer, Brett	24
Oberholtzer, Brett	81	Stilson, John	34	Santos, Luis	21
Beliveau, Jeff	60	Dermody, Matt	33	Grube, Jarrett	11
Browning, Wil	57	Girodo, Chad	30	Valdez, Cesar	10
Smith, Murphy	53	Beliveau, Jeff	29	Rowley, Chris	8
Grube, Jarrett	47	Smith, Chris	29	Smith, Murphy	8
Rowley, Chris	46	Campos, Leonel	26	Harrell, Lucas	6
Stilson, John	46	3 tied at 24		Bolsinger, Mike	5
Valdez, Cesar	44			Latos, Mat	5
<u>Innings Pitched</u>		<u>Games Finished</u>		<u>Holds</u>	
House, T.J.	133.1	Smith, Chris	21	Beliveau, Jeff	7
Oberholtzer, Brett	131.0	Browning, Wil	20	Dermody, Matt	6
Santos, Luis	108.1	Campos, Leonel	18	Girodo, Chad	5
Smith, Murphy	82.1	Stilson, John	16	Browning, Wil	3
Rowley, Chris	64.1	Girodo, Chad	13	Mayza, Tim	3
Valdez, Cesar	61.1	Dermody, Matt	10	Smith, Murphy	3
Browning, Wil	57.2	Smith, Murphy	10	Campos, Leonel	2
Grube, Jarrett	55.2	Beliveau, Jeff	4	6 tied at	1
Beliveau, Jeff	50.1	Bolsinger, Mike	4		
Stilson, John	48.2	2 tied at	3		
<u>Complete Games</u>		<u>Average Against (20.0 IP min)</u>		<u>WHIP (20.0 IP min)</u>	
House, T.J.	1	Campos, Leonel	.171	Tepesch, Nick	.083
Oberholtzer, Brett	1	Beliveua, Jeff	.193	Campos, Leonel	1.04
Valdez, Cesar	1	Tepesch, Nick	.212	Bolsinger Mike	1.05
		Stilson, John	.224	Valdez, Cesar	1.11
		<b>Santos, Luis</b>	<b>.227</b>	Beliveau, Jeff	1.19
		Harrell, Lucas	.233	Smith, Murphy	1.19
		Valdez, Cesar	.242	Rowley, Chris	1.20
		Bolsinger, Mike	.246	Smith, Chris	1.22
		Rowley, Chris	.247	<b>Santos, Luis</b>	<b>1.25</b>
		Smith, Murphy	.252	Stilson, John	1.25
<u>Shutouts</u>		<u>Walks</u>		<u>Losses</u>	
none		House, T.J.	63	Santos, Luis	12
		Oberholtzer, Brett	44	House, T.J.	11
		Santos, Luis	44	Oberholtzer, Brett	8
		Browning, Wil	36	Rowley, Chris	5
		Beliveau, Jeff	26	Smith, Murphy	5
		Grube, Jarrett	21	Girodo, Chad	4
		Stilson, John	20	Stilson, John	4
		Smith, Murphy	18	4 tied at	3
		Girodo, Chad	17		
		Rowley, Chris	17		
<u>Home Runs Allowed</u>					
Santos, Luis	13	House, T.J.	63	Santos, Luis	12
House, T.J.	11	Oberholtzer, Brett	44	House, T.J.	11
Grube, Jarrett	10	Santos, Luis	44	Oberholtzer, Brett	8
Smith, Murphy	9	Browning, Wil	36	Rowley, Chris	5
Oberholtzer, Brett	7	Beliveau, Jeff	26	Smith, Murphy	5
Dermody, Matt	6	Grube, Jarrett	21	Girodo, Chad	4
Smith, Chris	6	Stilson, John	20	Stilson, John	4
Stilson, John	6	Smith, Murphy	18	4 tied at	3
Beliveau, Jeff	5	Girodo, Chad	17		
Browning, Wil	5	Rowley, Chris	17		

\*BOLD equals league qualifying averages

## 2017 BUFFALO BISONS OFFENSIVE BREAKDOWNS

### BISONS MULTI-HIT GAMES & HIT STREAKS

Bisons Multi-Hit Games and Hit Streaks				
Player	Multi-Hit	'17 High	Hit Streak	Average
Alford	1	2 (9/1)	3 (9/1-4)	.333 (4-12)
Berti	9	3 (8/3)	5 (6/28-7/3)	.316 (6-19)
Ceciliani	2	2 (x2)	2 (5/15-7/28)	.600 (3-5)
Coghlan	2	2 (x2)	2 (4/9(2)-10)	.375 (3-8)
Diaz	1	2 (5/16)	6 (5/16-24)	.350 (7-20)
Elmore	18	3 (x4)	6 (5/16-21)	.346 (9-26)
Fields	27	4 (5/27)	14 (5/7(2)-20)	.457 (21-46)
Graterol	2	3 (4/10)	2 (4/8-10)	.571 (4-7)
Guillotte	1	3 (7/21)	3 (5/20-7/14)	.333 (3-9)
Hernandez	6	4 (8/22)	3 (8/29-31)	.357 (5-14)
Jansen	6	4 (8/21)	7 (8/4-12)	.476 (10-21)
Kelly	1	2 (4/16)	-	-
Leblebajian	29	4 (x4)	5 (4/19-26)	.471 (8-17)
Lopes	19	3 (x5)	7 (4/18-26(2))	.444 (12-27)
Lopez	17	3 (x4)	6 (6/30-7/8)	.381 (8-21)
Maile	2	2 (x2)	2 (4/27-8/25)	.250 (2-8)
Monsalve	3	2 (x3)	4 (4/15-26(2))	.333 (5-15)
Ohlman	12	3 (x3)	5 (4/10-16)	.250 (5-20)
Opitz	17	3 (8/9)	5 (6/2-7(2))	.533 (8-15)
Parmley	15	4 (5/27)	6 (6/7(2))-14)	.381 (8-21)
Pearce	-	-	2 (6/13-14)	.286 (2-7)
Petit	22	3 (x3)	8 (4/14-6/16)	.417 (10-24)
Refsnyder	1	2 (7/27)	4 (7/25-28)	.417 (5-12)
Saltalamacchia	2	3 (5/25)	3 (6/3-5)	.333 (3-9)
Saunders	10	3 (x4)	14 (7/18-8/18)	.403 (25-62)
Smith Jr.	27	4 (4/19)	9 (5/16-29)	.421 (16-38)
Tellez	26	4 (x2)	12 (8/1-13)	.391 (18-46)

### BISONS DESIGNATED HITTERS

Player	GS	H	AB	AVG.	HR	RBI
Berti	1	0	4	.000	0	0
Carrera	1	1	2	.500	0	1
Ceciliani	2	2	7	.286	0	1
Elmore	5	4	14	.286	0	4
Fields	2	2	7	.286	0	1
Graterol	1	2	4	.500	0	0
Hernandez	2	1	9	.111	0	0
Jacob	1	0	4	.000	0	0
Jansen	1	0	4	.000	0	0
Leblebajian	8	6	25	.240	0	2
Lopes	10	6	38	.158	1	4
Lopez	7	9	24	.375	2	6
Maile	3	1	10	.100	0	1
Monsalve	4	4	16	.250	1	3
Ohlman	29	19	96	.198	5	13
Opitz	1	1	4	.250	0	0
Parmley	1	1	2	.500	0	0
Petit	2	1	7	.143	0	0
Pompey	1	0	4	.000	0	0
Refsnyder	1	1	3	.333	0	0
Saltalamacchia	29	17	101	.168	1	5
Saunders	15	18	65	.277	1	2
Smith Jr.	8	8	33	.242	0	5
Tellez	6	4	25	.160	0	2
<b>Total</b>	<b>141</b>	<b>108</b>	<b>511</b>	<b>.211</b>	<b>11</b>	<b>50</b>

### BISONS PINCH HITTERS

Player	H	AB	AVG.	Stats
Elmore	1	1	1.000	-
Leblebajian	0	2	.000	(2K)
Lopez	0	3	.000	(1K)
Ohlman	0	8	.000	(3K)
Opitz	0	1	.000	(1K)
Parmley	1	1	1.000	-
Petit	0	1	.000	(1K)
Tellez	0	1	.000	-
<b>Total</b>	<b>2</b>	<b>19</b>	<b>.105</b>	<b>(9K)</b>

## 2017 BUFFALO BISONS HOME RUNS

Date	Opp.	Player	Pitcher	Type	Note	Date	Opp.	Player	Pitcher	Type	Note
4/8	vSWB	Tellez (1)	Barbato	Solo	1st Triple-A/Bisons AB, 2HR Game	6/10	@PAW	Ohlman (10)	Callahan	2R	
4/8	vSWB	Tellez (2)	Barbato	Solo	2HR Game	6/11	@PAW	Lopez (7)	Martin	Solo	
4/9(1)	vSWB	Lopes (1)	Heller	2R	Walk-Off HR, 1st Bisons Game	6/15	vLHV	Petit (1)	Thompson	3R	
4/9(2)	vSWB	Leblebajian (1)	Jones	2R		6/20	@ROC	Lopes (3)	Slegers	Solo	
4/10	vROC	Leblebajian (2)	Wheeler	Solo		6/22	@ROC	Tellez (5)	Antolin	Solo	
4/15	@SWB	Ohlman (1)	Cessa	Solo		6/24	@SYR	Lopez (8)	Ross	3R	2HR Game
4/15	@SWB	Monsalve (1)	Gurka	Solo		6/24	@SYR	Lopez (9)	Ross	Solo	2HR Game
4/15	@SWB	Leblebajian (3)	Gallegos	3R		6/27	vROC	Tellez (6)	Turley	Solo	
4/15	@SWB	D. Smith (1)	Fieri	3R		6/29	vROC	Petit (2)	Heston	2R	
4/18	vNOR	D. Smith (2)	Ynoa	Solo		7/13	vSWB	Berti (1)	Lail	Solo	
4/21	vCOL	Ohlman (2)	Narveson	2R		7/17	@COL	Lopez (10)	Sulser	2R	
4/23	vCOL	Leblebajian (4)	Merritt	Solo		7/18	@COL	Ohlman (11)	Plutko	3R	
4/23	vCOL	Ohlman (3)	Merritt	Solo	2HR Game	7/18	@COL	Lopez (11)	Plutko	3R	
4/23	vCOL	Ohlman (4)	Martin	Solo	2HR Game	7/19	@COL	Lopez (12)	Morimando	Solo	
4/23	vCOL	D. Smith (3)	Merritt	Solo		7/19	@COL	Berti (2)	Morimando	2R	
4/27(1)	@NOR	Tellez (3)	Verrett	Solo		7/21	@LOU	Leblebajian (9)	Garrett	3R	
5/3(1)	vROC	Ohlman (5)	Hurlbut	2R		7/22	@LOU	Saunders (1)	Davis	Solo	
5/6	vLHV	Leblebajian (5)	Pinto	3R	Back-to-back HR	7/22	@LOU	Leblebajian (10)	Davis	Solo	
5/6	vLHV	Parmley (1)	Pinto	Solo	Back-to-back HR	7/22	@LOU	D. Smith (7)	Davis	2R	
5/6	vLHV	Ohlman (6)	Murray	Solo		7/23	@LOU	D. Smith (8)	Reed	Solo	
5/7	vLHV	Ohlman (7)	Ramos	Solo		7/26	vDUR	Ohlman (12)	Yarbrough	2R	
5/8	@SYR	Lopez (1)	Ross	2R	2HR Game	7/28	vLOU	Berti (3)	Davis	Solo	
5/9	@SYR	Lopez (2)	Ross	3R	2HR Game	8/9	@IND	Elmore (1)	Barbato	Solo	
5/16	vSYR	Lopez (3)	McGowin	Solo		8/12	@TOL	Leblebajian (11)	Farmer	2R	
5/19	vPAW	Lopez (4)	Price	Solo		8/13	@TOL	Hernandez (1)	Turley	SLAM	
5/19	vPAW	Tellez (4)	Miller	2R	Walk-Off HR	8/15	vIND	Petit (3)	Hutchison	Solo	
5/21	vPAW	Lopez (5)	Owens	Solo		8/17	vIND	Saunders (2)	DuRapau	Solo	
5/23	@GWN	D. Smith (4)	Newcomb	3R		8/18	vGWN	Jansen (1)	Medlin	Solo	1st Triple-A HR
5/25	@GWN	Saltalamacchia (1)	Sims	3R		8/21	@PAW	Jansen (2)	Johnson	Solo	2 HR Game
5/26	@CHA	D. Smith (5)	Lopez	2R		8/21	@PAW	Petit (4)	Johnson	Solo	
5/29	@CHA	Leblebajian (6)	Lamb	Solo	2HR Game	8/21	@PAW	Jansen (3)	Olmos	Solo	2 HR Game
5/29	@CHA	Leblebajian (7)	Lamb	Solo	2HR Game	8/21	@PAW	Lopes (4)	Olmos	3R	
5/29	@CHA	Lopes (2)	Purke	Solo		8/22	@PAW	Hernandez (2)	Elias	Solo	2 HR Game
5/31	vTOL	Ohlman (8)	Bell	2R		8/22	@PAW	Hernandez (3)	Shepherd	2R	2 HR Game
6/4	vCHA	Ohlman (9)	Volstad	3R		8/24	@PAW	Hernandez (4)	Beeks	3R	
6/7(2)	@LHV	Lopez (6)	Leiter	3R		8/24	@PAW	Lopes (5)	Haviland	Solo	
6/9	@PAW	D. Smith (6)	Maddox	Solo		8/25	@ROC	Opitz (1)	Slegers	Solo	1st Triple-A HR
6/10	@PAW	Leblebajian (8)	Callahan	Solo		8/29	vPAW	Hernandez (5)	Beeks	2R	
						8/30	vPAW	Hernandez (6)	Jerez	2R	
						8/31	vPAW	Lopes (6)	Haley	Solo	

### BISONS HOME RUN BREAKDOWNS

Player	HRs	Solo/2R/3R/GS	Last HR
Berti	3	2/1/0/0	7/28 vLOU
Elmore	1	1/0/0/0	8/9 @IND
Hernandez	6	1/3/1/1	8/30 vPAW
Jansen	3	3/0/0/0	8/21 @PAW
Leblebajian	11	5/3/3/0	8/12 @TOL
Lopes	6	4/1/1/0	8/31 vPAW
Lopez	12	6/2/4/0	7/19 @COL
Monsalve	1	1/0/0/0	4/15 @SWB
Ohlman	12	5/5/2/0	7/26 vDUR
Opitz	1	1/0/0/0	8/25 @ROC
Parmley	1	1/0/0/0	5/6 vLHV
Petit	4	3/0/1/0	8/21 @PAW
Saltalamacchia	1	0/0/1/0	5/25 @GWN
Saunders	2	2/0/0/0	8/17 vIND
Smith Jr. D.	8	4/2/2/0	7/23 @LOU
Tellez	6	5/1/0/0	6/27 vROC
<b>Totals</b>	<b>78</b>	<b>44/18/15/1</b>	



## 2017 BUFFALO BISONS STARTING PITCHERS

Pitcher	Starting Pitching Statistics					Team W/L
	GS	W/L	QS	Run Support	RS/G	
Anderson	2	1-1	0	8	4.0	1-1
Beliveau	1	0-0	0	2	2.0	1-0
Biagini	4	1-1	1	16	4.0	3-1
Bolsinger	5	2-1	2	18	3.6	3-2
Boruki	1	0-0	1	4	4.0	1-0
Dermody	1	0-0	0	9	9.0	1-0
Girodo	1	0-0	0	1	1.0	0-1
Grube	11	2-3	2	54	4.9	5-6
Harrell	6	0-1	1	26	4.3	3-3
House	24	9-11	8	116	4.8	12-12
Latos	5	1-1	1	19	3.8	4-1
Lawrence	3	1-0	0	13	4.3	3-0
Liriano	1	0-0	0	7	7.0	0-1
Oberholtzer	24	4-8	11	88	3.7	8-16
Rowley	8	3-4	6	30	3.8	4-4
Sanchez	1	0-1	0	2	2.0	0-1
Santos	21	3-12	5	52	2.5	6-15
Smith, M.	8	0-2	1	27	3.4	3-5
Sparkman	1	0-1	0	0	0.0	0-1
Tepesch	3	2-0	1	10	3.3	2-1
Valdez	10	3-3	5	42	4.2	5-5
<b>Total All Starters</b>	<b>141</b>	<b>32-50</b>	<b>45</b>	<b>544</b>	<b>3.8</b>	<b>65-76</b>

\*a quality start is defined as at least 6.0 innings pitched and three or fewer earned runs allowed.

## 2017 BUFFALO BISONS RELIEF PITCHERS

Pitcher	G	W/L	Bisons W/L	Out/1st AB	GF	Hold	SV/OPP	IRS/IR	IP High
Barnes	4	0-1	2-2	3/4 (75%)	3	0	2/2 (100%)	1/4 (25%)	2.2 (4/13)
Beliveau	28	4-1	17-11	18/28 (64%)	4	7	2/2 (100%)	1/8 (13%)	3.0 (5/26)
Bolsinger	11	2-1	4-7	7/11 (64%)	4	0	1/2 (50%)	2/4 (50%)	4.0 (8/30)
Browning	39	4-3	14-25	26/39 (67%)	20	3	1/3 (33%)	3/9 (33%)	3.0 (x3)
Campos	26	3-0	21-5	17/26 (65%)	18	2	9/9 (100%)	2/8 (25%)	2.0 (x6)
Carkuff	1	1-0	1-0	1/1 (100%)	0	0	-	0/2 (0%)	3.1 (9/4)
Case	4	0-0	1-3	1/4 (25%)	2	0	0/1 (0%)	-	2.0 (x3)
Cole	4	0-0	2-2	4/4 (100%)	1	1	-	0/1 (0%)	2.0 (7/29)
Dermody	32	5-1	17-15	24/32 (75%)	10	6	1/3 (33%)	4/12 (33%)	2.2 (7/3)
Girodo	29	2-4	15-14	22/29 (76%)	13	5	4/5 (80%)	5/5 (100%)	4.0 (5/8)
Glaude	2	0-1	1-1	2/2 (10%)	1	0	-	-	1.0 (9/1)
Harrell	1	0-0	1-0	1/1 (100%)	1	0	-	-	2.0 (7/26)
Howell	8	0-1	2-6	6/8 (75%)	2	1	-	0/2 (0%)	1.1 (x2)
Latos	1	0-0	1-0	1/1 (100%)	0	0	-	-	1.0 (5/10)
Leone	4	0-0	1-3	2/4 (50%)	2	1	-	-	1.0 (x4)
Mayza	11	1-1	5-6	8/11 (73%)	3	3	-	3/5 (60%)	3.0 (7/30)
Parmley	1	1-0	1-0	0/1 (0%)	1	0	-	-	2.0 (5/19)
Ramirez	7	1-0	6-1	6/7 (86%)	1	1	-	0/5 (0%)	2.2 (8/12)
Rowley	4	0-1	0-4	1/4 (25%)	2	0	-	2/7 (29%)	4.2 (x2)
Santos	3	0-0	1-2	3/3 (100%)	1	0	-	1/2 (50%)	3.0 (x2)
Shafer	2	0-0	1-1	1/2 (50%)	0	1	-	-	2.0 (x2)
Smith, C	29	2-3	16-13	19/29 (66%)	21	0	9/14 (64%)	1/11 (9%)	3.0 (6/18)
Smith, J	3	0-0	1-2	1/3 (33%)	0	0	-	-	1.0 (x2)
Smith, M	29	4-3	12-17	20/29 (69%)	10	3	3/5 (60%)	4/17 (24%)	3.2 (7/2)
Sparkman	3	1-1	1-2	1/3 (33%)	2	0	1/1 (100%)	-	4.0 (6/18)
Stilson	34	2-4	11-23	23/34 (68%)	16	1	2/3 (67%)	1/8 (13%)	3.0 (5/17)
Tepesch	1	0-0	0-1	1/1 (100%)	0	0	-	-	2.0 (7/25)
<b>Totals</b>	<b>141</b>	<b>33-26</b>	<b>-</b>	<b>219/321 (68%)</b>	<b>138</b>	<b>35</b>	<b>35/50 (70%)</b>	<b>30/110 (27%)</b>	<b>-</b>

# 2017 SEASON REVIEW

## 2017 Bisons Fielding Statistics

Catcher	PCT	G	INN	PO	A	E	TC	DP	PB	CS	SB	ATT	PCT
Graterol, Juan	1.000	3	27.0	25	0	0	25	0	0	1	1	2	.500
Jansen, Danny	1.000	21	163.0	140	6	0	146	3	1	3	12	15	.200
Lopez, Raffy	.997	49	410.2	338	24	1	363	3	4	12	32	44	.273
Maile, Luke	1.000	13	104.0	104	5	0	109	2	0	3	6	9	.333
Monsalve, Alex	1.000	14	99.0	87	5	0	92	1	2	4	9	13	.308
Montero, Miguel	1.000	1	6.0	6	0	0	6	0	0	0	2	2	.000
Ohlman, Mike	.997	47	379.2	297	19	1	317	0	7	8	25	33	.242
Saltalamacchia, J	.950	3	20.0	19	0	1	20	0	0	0	2	2	.000
<b>TOTALS</b>	<b>.997</b>	<b>141</b>	<b>1209.1</b>	<b>1016</b>	<b>59</b>	<b>3</b>	<b>1078</b>	<b>123</b>	<b>14</b>	<b>31</b>	<b>89</b>	<b>120</b>	<b>.258</b>

Pitchers	PCT	G	INN	PO	A	E	TC	DP	Second Basemen	PCT	G	INN	PO	A	E	TC	DP
Anderson, Brett	1.000	2	9.2	0	1	0	1	0	Barreto, Deiferson	1.000	1	6.0	4	0	0	4	1
Barnes, Danny	--	4	6.0	0	0	0	0	0	Berti, Jon	.970	47	394.0	77	153	7	237	32
Beliveau, Jeff	.889	29	50.1	2	6	1	9	0	Coghlan, Chris	1.000	2	14.0	2	7	0	9	1
Biagini, Joe	.750	4	17.1	2	1	1	4	0	Diaz, Jonathan	.980	8	63.0	22	27	1	50	6
Bolsinger, Mike	1.000	16	47.2	2	4	0	6	2	Elmore, Jake	.978	16	113.0	23	22	1	46	5
Borucki, Ryan	--	1	6.0	0	0	0	0	0	Leblebajian, Jason	.975	31	256.2	46	72	3	121	14
Browning, Wil	1.000	39	57.2	3	4	0	7	0	Lopes, Christian	.968	30	264.2	42	79	4	125	14
Campos, Leonel	1.000	26	32.2	0	3	0	3	0	Opitz, Shane	1.000	6	41.0	5	14	0	19	4
Carkuff, Jared	1.000	1	3.1	0	1	0	1	0	Petit, Gregorio	.938	4	32.0	7	8	1	16	0
Case, Andrew	1.000	4	7.2	3	0	0	3	0	Refsnyder, Rob	1.000	3	25.0	6	5	0	11	3
Cole, Taylor	--	4	5.2	0	0	0	0	0	<b>TOTALS</b>	<b>.973</b>	<b>141</b>	<b>1209.1</b>	<b>234</b>	<b>387</b>	<b>17</b>	<b>638</b>	<b>123</b>
Dermody, Matt	1.000	33	43.0	4	2	0	6	2	<b>Third Basemen</b>	<b>PCT</b>	<b>G</b>	<b>INN</b>	<b>PO</b>	<b>A</b>	<b>E</b>	<b>TC</b>	<b>DP</b>
Girodo, Chad	1.000	30	47.2	2	8	0	10	0	Coghlan, Chris	1.000	2	18.0	2	2	0	4	0
Glaude, Griffin	--	2	1.2	0	0	0	0	0	Elmore, Jake	.907	13	109.1	15	24	4	43	1
Grube, Jarrett	1.000	11	55.2	2	6	0	8	1	Guillotte, Andrew	1.000	1	9.0	0	1	0	1	0
Harrell, Lucas	1.000	7	30.1	1	3	0	4	0	Leblebajian, Jason	.976	66	564.2	42	119	4	165	11
House, TJ	.917	24	133.1	5	17	2	24	0	Lopes, Christian	.973	51	414.2	34	73	3	110	6
Howell, J.P.	1.000	8	7.0	1	0	0	1	0	Lopez, Raffy	1.000	1	4.0	1	1	0	2	1
Latos, Mat	1.000	6	26.0	0	5	0	5	0	Opitz, Shane	.944	7	64.0	1	16	1	18	4
Lawrence, Casey	1.000	3	10.0	0	1	0	1	0	Petit, Gregorio	1.000	3	25.2	3	3	0	6	0
Leone, Dominic	1.000	4	4.0	1	0	0	1	0	<b>TOTALS</b>	<b>.966</b>	<b>141</b>	<b>1209.1</b>	<b>98</b>	<b>239</b>	<b>12</b>	<b>349</b>	<b>123</b>
Liriano, Francisco	--	1	4.1	0	0	0	0	0	<b>Shortstop</b>	<b>PCT</b>	<b>G</b>	<b>INN</b>	<b>PO</b>	<b>A</b>	<b>E</b>	<b>TC</b>	<b>DP</b>
Mayza, Tim	1.000	11	19.1	0	1	0	1	0	Berti, Jon	1.000	1	9.0	1	1	0	2	0
Oberholtzer, Brett	1.000	24	131.0	9	19	0	28	2	Diaz, Jonathan	.975	27	216.2	45	74	3	122	12
Parmley, Ian	--	1	2.0	0	0	0	0	0	Elmore, Jake	1.000	3	24.0	4	4	0	8	2
Ramirez, Carlos	--	7	14.0	0	0	0	0	0	Leblebajian, Jason	.938	4	29.0	8	7	1	16	1
Rowley, Chris	.900	12	64.1	0	9	1	10	1	Opitz, Shane	.948	49	380.1	69	96	9	174	26
Sanchez, Aaron	--	1	4.1	0	0	0	0	0	Petit, Gregorio	.969	64	550.1	105	181	9	295	41
Santos, Luis	.938	24	108.1	6	9	1	16	0	<b>TOTALS</b>	<b>.964</b>	<b>141</b>	<b>1209.1</b>	<b>232</b>	<b>363</b>	<b>22</b>	<b>617</b>	<b>123</b>
Shafer, Justin	1.000	2	4.0	0	1	0	1	0	<b>Outfield</b>	<b>PCT</b>	<b>G</b>	<b>INN</b>	<b>PO</b>	<b>A</b>	<b>E</b>	<b>TC</b>	<b>DP</b>
Smith, Chris	1.000	29	34.1	4	3	0	7	0	Alford, Anthony	1.000	3	26.2	8	1	0	9	0
Smith, Joe	--	3	2.1	0	0	0	0	0	Berti, Jon	.950	13	110.0	18	1	1	20	0
Smith, Murphy	.944	37	82.1	5	12	1	18	0	Ceciliani, Darrell	1.000	19	141.0	36	1	0	37	0
Sparkman, Glenn	1.000	4	8.0	0	1	0	1	1	Coghlan, Chris	.900	4	28.0	9	0	1	10	0
Stilson, John	1.000	34	48.2	3	3	0	6	1	Elmore, Jake	1.000	55	455.2	93	5	0	98	0
Tepesch, Nick	1.000	4	18.0	1	1	0	2	0	Fields, Roemon	.978	101	857.1	259	4	6	269	2
Valdez, Cesar	.952	11	61.1	9	11	1	21	1	Guillotte, Andrew	1.000	7	55.2	8	0	0	8	0
<b>TOTALS</b>	<b>.961</b>	<b>141</b>	<b>1209.1</b>	<b>65</b>	<b>132</b>	<b>8</b>	<b>205</b>	<b>123</b>	Hernandez, Teoscar	.986	23	204.0	64	4	1	69	1
<b>First Basemen</b>	<b>PCT</b>	<b>G</b>	<b>INN</b>	<b>PO</b>	<b>A</b>	<b>E</b>	<b>TC</b>	<b>DP</b>	Kelly, Ty	1.000	2	17.0	3	0	0	3	0
Leblebajian, Jason	.988	11	83.1	74	10	1	85	6	Leblebajian, Jason	1.000	2	14.2	3	0	0	3	0
Monsalve, Alex	.800	1	6.0	4	0	1	5	0	Lopes, Christian	1.000	1	5.2	2	0	0	2	0
Ohlman, Mike	.985	8	64.2	60	6	1	67	4	Ohlman, Mike	--	1	1.0	0	0	0	0	0
Opitz, Shane	1.000	11	82.0	79	5	0	84	8	Opitz, Shane	1.000	9	65.1	9	0	0	9	0
Tellez, Rowdy	.989	115	973.1	888	67	11	966	95	Parmley, Ian	.963	74	596.0	151	7	6	164	1
<b>TOTALS</b>	<b>.988</b>	<b>141</b>	<b>1209.1</b>	<b>1105</b>	<b>88</b>	<b>14</b>	<b>1207</b>	<b>123</b>	Pearce, Steve	1.000	2	16.0	5	0	0	5	0
									Pompey, Dalton	1.000	4	27.0	7	0	0	7	0
									Saunders, Michael	.952	20	177.0	40	0	2	42	0
									Smith Jr., Dwight	.977	99	830.0	163	5	4	172	1
									<b>TOTALS</b>	<b>.977</b>	<b>141</b>	<b>3628.0</b>	<b>878</b>	<b>28</b>	<b>21</b>	<b>927</b>	<b>123</b>

## 2017 Bisons Transactions

Date	Player & Move	Date	Player & Move
4/6	Delete Alex Monsalve, C – to Regular Disabled List	6/5	Delete Jeff Beliveau, LHP – to Toronto
4/8	Delete Casey Lawrence, RHP – to Toronto	6/6	Delete Dominic Leone, RHP – to Toronto
4/9	Add Mike Bolsinger, RHP – Free Agent	6/6	Add Alex Monsalve, C – from Regular Disabled List
4/9	Add Luke Maile, C – from Tampa Bay via Waivers	6/ 8	Add Lucas Harrell, RHP – from Dunedin
4/10	Delete Chris Smith, RHP – to Regular Disabled List	6/9	Add Gregorio Petit, INF – from Regular Disabled List
4/10	Delete Darrell Ceciliani, OF – to Regular Disabled List	6/9	Delete Gregorio Petit, INF – to Dunedin
4/12	Add Casey Lawrence, RHP – from Toronto	6/10	Delete Alex Monsalve, C – to New Hampshire
4/12	Add Shane Opitz, INF – from Vancouver	6/10	Add Mike Bolsinger, RHP – from Toronto
4/11	Add Casey Lawrence, RHP – from Toronto	6/11	Delete Jarrett Grube, RHP – to Regular Disabled List
4/13	Delete Shane Opitz, INF – to Vancouver	6/11	Delete Roemon Fields, OF – to Temporarily Inactive List
4/13	Add Ty Kelly, INF – from Toronto	6/12	Add John Stilson, RHP – from New Hampshire
4/14	Delete Juan Graterol, C – Designated for Assignment	6/13	Add Gregorio Petit, INF – from Dunedin
4/14	Delete Chris Coghlan, OF – to Toronto	6/13	Add Steve Pearce, OF – from New Hampshire /20-Day Rehab
4/14	Add Alex Monsalve, C – from Regular Disabled List	6/14	Delete Dalton Pompey, OF – to Toronto following 20-Day Rehab
4/14	Add Shane Opitz, INF – from Vancouver	6/14	Delete Dwight Smith, Jr., OF – to Toronto
4/16	Delete Matt Dermody, LHP – to Toronto	6/14	Add Jose Mayorga, INF – from Regular Disabled List
4/16	Add Murphy Smith, RHP – from New Hampshire	6/16	Delete Jose Mayorga, INF – to Regular Disabled List
4/18	Delete Danny Barnes, RHP – to Toronto	6/16	Delete Steve Pearce, OF – to Toronto following 20-Day Rehab
4/18	Add Blake McFarland, RHP – from Regular Disabled List	6/16	Add Roemon Fields, OF – from Temporarily Inactive List
4/18	Delete Blake McFarland, RHP – to New Hampshire	6/18	Add Jarrett Grube, RHP – from Regular Disabled List
4/18	Delete Ty Kelly, INF – to Toronto	6/18	Delete Jarrett Grube, RHP – to Columbus
4/18	Add Matt Dermody, LHP – from Toronto	6/18	Add Glenn Sparkman, RHP – from Toronto on 30-Day Rehab
4/18	Add Darrell Ceciliani, OF – from Regular Disabled List	6/19	Delete Leonel Campos, RHP – to Toronto
4/19	Delete Wil Browning, RHP – to Temporarily Inactive List	6/19	Delete Chad Gironi, LHP – to Regular Disabled List
4/19	Add Luis Santos, RHP – from New Hampshire	6/19	Add Jon Berti, INF – from Regular Disabled List
4/21	Delete Mat Latos, RHP – to Toronto	6/19	Delete Jon Berti, INF – to Dunedin
4/21	Delete Casey Lawrence, RHP – to Toronto	6/19	Add Chris Rowley, RHP – from New Hampshire
4/22	Delete Leonel Campos, RHP – to Toronto	6/21	Delete Cesar Valdez, RHP – to Toronto
4/22	Delete Gregorio Petit, INF – to Regular Disabled List	6/22	Add Jon Berti, INF – from Dunedin
4/22	Add Jonathan Diaz, INF – from New Hampshire	6/23	Delete Ian Parmley, OF – to Toronto
4/23	Add Wil Browning, RHP – from Temporarily Inactive List	6/24	Add Cesar Valdez, RHP – from Toronto
4/25	Add Danny Barnes, RHP – from Toronto	6/26	Add Ezequiel Carrera, OF – from Toronto on 20-Day Rehab
4/26	Add Leonel Campos, RHP – from Toronto	6/27	Delete Chris Smith, RHP – to Toronto
4/27	Delete Danny Barnes, RHP – to Toronto	6/27	Delete Ezequiel Carrera, OF – to Toronto following 20-Day Rehab
4/28	Delete Matthew Dermody, LHP – to Toronto	6/28	Add Michael Saunders, OF – Free Agent
4/28	Delete Luke Maile, C – to Toronto	6/28	Add Dwight Smith, OF – from Toronto
4/28	Add Danny Barnes, RHP – from Toronto	6/29	Delete Christian Lopes, INF – to Regular Disabled List
4/29	Add Roemon Fields, OF – from New Hampshire	6/30	Delete Glenn Sparkman, RHP – to Toronto following 30-Day Rehab
4/30	Add Matthew Dermody, LHP – from Toronto	6/30	Delete Jarrod Saltalamacchia, C – Released
5/1	Delete Danny Barnes, RHP – to Toronto	6/30	Add Chris Smith, RHP – from Toronto
5/1	Add Casey Lawrence, RHP – from Toronto	7/1	Delete Lucas Harrell, RHP – to Toronto
5/5	Delete Alex Monsalve, C – to Regular Disabled List	7/2	Add Aaron Sanchez, RHP – from Dunedin /30-Day Rehab
5/7	Add Raffy Lopez, C – from New Hampshire	7/3	Delete Mike Bolsinger, RHP – to Toronto
5/8	Delete Mike Bolsinger, RHP – to Toronto	7/3	Add Tim Mayza, RHP – from New Hampshire
5/8	Delete Casey Lawrence, RHP – Designated for Assignment	7/3	Add Ian Parmley, OF – from Toronto
5/8	Delete Michael Ohlman, C – to Toronto	7/4	Add Dalton Pompey, OF – from Toronto on 20-Day Rehab
5/8	Add Cesar Valdez, RHP – from Toronto	7/5	Delete Jonathan Diaz, INF – to Scranton/Wilkes-Barre
5/9	Add Mat Latos, RHP – from Toronto	7/6	Add Griffin Glaude, RHP – from New Hampshire
5/ 11	Delete Leonel Campos, RHP – to Toronto	7/6	Add J.P. Howell, LHP – from Toronto on 30-Day Rehab
5/11	Add Deiferson Barreto, INF – from Vancouver	7/7	Delete Aaron Sanchez, RHP – to Toronto following 30-Day Rehab
5/12	Add Alex Monsalve, C – from Regular Disabled List	7/9	Delete Griffin Glaude, RHP – to Lansing
5/13	Delete Brett Oberholtzer, LHP – to Regular Disabled List	7/9	Add David Jacob, INF – from GCL Blue Jays
5/13	Add Chris Smith, RHP – from Regular Disabled List	7/9	Add Otto Lopez, INF – from GCL Blue Jays
5/13	Delete Chris Smith, RHP – to Dunedin	7/10	Delete David Jacob, INF – to Vancouver
5/15	Add Chris Smith, RHP – from Dunedin	7/10	Delete Otto Lopez, INF – to GCL Blue Jays
5/16	Delete Darrell Ceciliani, OF – to Toronto	7/11	Add Dominic Leone, RHP – from Toronto
5/16	Add Leonel Campos, RHP – from Toronto	7/13	Add Andrew Guillotte, OF – from New Hampshire
5/17	Delete Deiferson Barreto, INF – to Vancouver	7/14	Add Joe Smith, RHP – from Toronto on 30-Day Rehab
5/17	Add Jarrod Saltalamacchia, C – Free Agent	7/16	Add Taylor Cole, RHP – from Regular Disabled List
5/18	Delete Dwight Smith, Jr., OF – to Toronto	7/16	Delete Taylor Cole, RHP – to Dunedin
5/19	Add Andrew Guillotte, OF – from Dunedin	7/17	Delete Dominic Leone, RHP – to Toronto
5/20	Delete Cesar Valdez, RHP – to Toronto	7/19	Delete Cesar Valdez, RHP – to Toronto
5/21	Delete Andrew Guillotte, OF – to New Hampshire	7/19	Add Andrew Case, RHP – from New Hampshire
5/21	Add Connor Ellers, RHP – from Dunedin	7/19	Add Griffin Glaude, RHP – from Lansing
5/21	Add Dwight Smith, Jr., OF – from Toronto	7/21	Delete Griffin Glaude, RHP – to Lansing
5/24	Delete Dwight Smith, Jr., OF – to Toronto	7/21	Add Taylor Cole, RHP – from Dunedin
5/24	Add Mike Ohlman, C – from Toronto	7/22	Delete Chris Smith, RHP – to Toronto
5/22	Delete Connor Eller, RHP – to Dunedin	7/22	Delete Joe Smith, RHP – to Toronto following 30-Day Rehab
5/25	Delete Alex Monsalve, C – to Regular Disabled List	7/24	Delete Andrew Guillotte, OF – to New Hampshire
5/25	Add Dwight Smith, Jr., OF – from Toronto	7/24	Add Lucas Harrell, RHP – from Toronto
5/26	Add Brett Oberholtzer, LHP – from Regular Disabled List	7/25	Delete Andrew Case, RHP – to New Hampshire
5/27	Delete John Stilson, RHP – to New Hampshire	7/25	Delete Matt Dermody, LHP – to Toronto
5/27	Add Cesar Valdez, RHP – from Toronto	7/25	Add Nick Tepesch, RHP – from Rochester
5/28	Add Francisco Liriano, LHP – from Toronto on 30-Day Rehab	7/25	Add Rob Refsnyder, INF – from Scranton/Wilkes-Barre
5/30	Delete Mat Latos, RHP – Released	7/ 25	Delete Ian Parmley, OF – to Regular Disabled List
5/31	Add Lucas Harrell, RHP – from Regular Disabled List	7/27	Add Andrew Case, RHP – from New Hampshire
5/31	Delete Lucas Harrell, RHP – to Dunedin	7/28	Add Jeff Beliveau, LHP – from Toronto
6/1	Delete Leonel Campos, RHP – to Toronto	7/28	Add Darrell Ceciliani, OF – from Dunedin /20-Day Rehab
6/1	Add Jose Mayorga, INF – Free Agent	7/ 29	Delete Rob Refsnyder, INF – to Toronto
6/2	Add Dominic Leone, RHP – from Toronto	7/30	Delete John Stilson, RHP – to Regular Disabled List
6/3	Delete Jose Mayorga, INF – to Regular Disabled List	7/30	Add Christian Lopes, INF – from Regular Disabled List
6/3	Add Leonel Campos, RHP – from Toronto	7/30	Delete Christian Lopes, INF – to Dunedin
6/4	Add Dalton Pompey, OF – from Dunedin /20-Day Rehab	7/30	Add Leonel Campos, RHP – from Dunedin /30-Day Rehab



## 2017 BISONs TRANSACTIONS

Date	Player & Move	Date	Player & Move
7/30	Add Chris Smith, RHP – from Toronto	8/15	Add Chris Smith, RHP – from Toronto
7/31	Delete J.P. Howell, LHP – to Toronto following 30-Day Rehab	8/15	Add Miguel Montero, C – from Toronto on 20-Day Rehab
7/31	Delete Brett Oberholtzer, LHP – to Toronto	8/16	Delete Miguel Montero, C – to Toronto following 20-Day Rehab
7/31	Delete Michael Saunders, OF – to Regular Disabled List	8/16	Delete Wil Browning, RHP – to Regular Disabled List
8/1	Delete Darrell Ceciliani, OF – to Toronto following 20-Day Rehab	8/18	Add Brett Anderson, LHP – Free Agent
8/1	Add Christian Lopez, INF – from Dunedin	8/19	Delete T.J. House, LHP – to Toronto
8/1	Add Teoscar Hernandez, OF – from Houston	8/20	Add Justin Shafer, RHP – from New Hampshire
8/3	Add Leonel Campos, RHP – from Toronto	8/22	Delete Alex Monsalve, C – to New Hampshire
8/4	Delete Andrew Case, RHP – to New Hampshire	8/22	Add Michael Ohlman, C – from Toronto
8/4	Delete Rafael Lopez, C – to Toronto	8/23	Delete Johns Stilson, RHP – to Regular Disabled List
8/4	Add Dan Jansen, C – from New Hampshire	8/23	Add Wil Browning, RHP – from Regular Disabled List
8/5	Delete Taylor Cole, RHP – to Toronto	8/25	Delete Justin Shafer, RHP – to New Hampshire
8/6	Delete Wil Browning, RHP – to Regular Disabled List	8/25	Add Luke Maile, C – from Toronto on 20-Day Rehab
8/6	Add Chad Gironi, LHP – from Regular Disabled List	8/25	Add Ian Parmley, OF – from Regular Disabled List
8/6	Add Brett Oberholtzer, LHP – from Toronto	8/26	Delete Luis Santos, RHP – to Temporarily Inactive List
8/6	Add John Stilson, RHP – from Regular Disabled List	8/26	Add Chris Rowley, RHP – from Toronto
8/7	Delete Lucas Harrell, RHP – to Regular Disabled List	8/27	Delete Joe Biagini, RHP – to Toronto
8/7	Delete Luis Santos, RHP – to Temporarily Inactive List	8/27	Add Nick Tepesch, RHP – from Toronto
8/7	Add Joe Biagini, RHP – from Toronto	8/28	Delete Leonel Campos, RHP – to Toronto
8/8	Delete Leonel Campos, RHP – to Toronto	8/29	Delete Brett Anderson, LHP – to Toronto
8/8	Add Michael Saunders, OF – from Regular Disabled List	8/29	Add Ryan Borucki, LHP – from New Hampshire
8/9	Delete Nick Tepesch, RHP – to Toronto	8/30	Add Leonel Campos, RHP – from Toronto
8/9	Add Carlos Ramirez, RHP – from New Hampshire	9/1	Delete Carlos Ramirez, RHP – to Toronto
8/10	Delete Chris Smith, RHP – to Toronto	9/1	Delete Teoscar Hernandez, OF – to Toronto
8/10	Add Matt Dermody, LHP – from Toronto	9/1	Delete Michael Saunders, OF – to Toronto
8/10	Add Luis Santos, RHP – from Temporarily Inactive List	9/1	Delete Luke Maile, C – to Toronto following 20-Day Rehab
8/12	Delete Chris Rowley, RHP – to Toronto	9/1	Add Anthony Alford, OF – from New Hampshire
8/12	Delete Michael Ohlman, C – to Toronto	9/1	Add T.J. House, LHP – from Toronto
8/12	Add Mike Bolsinger, RHP – from Toronto	9/1	Add Griffin Glaude, RHP – from Lansing
8/12	Add Alex Monsalve, C – from New Hampshire	9/2	Add Luis Santos, RHP – from Temporarily Inactive List
8/13	Delete Matt Dermody, LHP – to Toronto	9/2	Delete Luis Santos, RHP – to Toronto
8/13	Add Wil Browning, RHP – from Regular Disabled List	9/2	Delete Nick Tepesch, RHP – Designated for Assignment per ML Rule 2(k)
8/14	Delete Tim Mayza, LHP – to Toronto	9/3	Delete Chris Rowley, RHP – to Toronto
8/14	Delete Jake Elmore, OF – to New Orleans	9/3	Add Justin Shafer, RHP – from New Hampshire
8/15	Delete Leonel Campos, RHP – to Toronto following 30-Day Rehab	9/3	Add Jared Carkuff, RHP – from Lansing
8/15	Add Leonel Campos, RHP – from Toronto		

\*68 different players appeared in a game for the Buffalo Bisons during the 2017 season. The team had 237 player transactions.

## 2017 BISONs STARTS IN THE BATTING ORDER

- Lopes (55), Fields (21), Berti (12), Parmley (10), Saunders (9), Ceciliani (8), Elmore (8), Coghlan (7), Smith Jr. (6), Pompey (2), Carrera (1), Hernandez (1), Petit (1)
- Smith Jr. (42), Elmore (24), Saunders (19), Petit (16), Berti (14), Lopes (9), Ceciliani (3), Leblebician (3), Tellez (3), Parmley (2), Kelly (2), Pearce (2), Pompey (1), Alford (1)
- Smith Jr. (34), Tellez (25), Leblebician (17), Petit (14), Hernandez (12), Elmore (11), Ohlman (7), Saunders (5), Lopez (5), Refsnyder (3), Ceciliani (2), Pompey (2), Alford (2), Berti (1), Montero (1)
- Tellez (63), Ohlman (43), Leblebician (14), Hernandez (7), Saltalamacchia (7), Lopez (2), Smith Jr. (2), Refsnyder (1), Ceciliani (1), Monsalve (1)
- Tellez (27), Leblebician (22), Lopez (20), Smith Jr. (15), Saltalamacchia (12), Petit (10), Ohlman (7), Elmore (7), Jansen (6), Hernandez (5), Ceciliani (3), Saunders (2), Graterol (2), Maile (2), Parmley (1)
- Leblebician (25), Lopez (22), Ohlman (13), Jansen (13), Saltalamacchia (13), Petit (12), Maile (10), Elmore (9), Smith Jr. (5), Lopes (5), Ceciliani (4), Monsalve (4), Opitz (4), Parmley (2)
- Opitz (35), Parmley (24), Leblebician (14), Elmore (13), Petit (12), Lopes (11), Ohlman (9), Lopez (6), Berti (6), Maile (3), Monsalve (2), Tellez (2), Graterol (2), Diaz (1)
- Parmley (20), Opitz (19), Berti (18), Leblebician (14), Elmore (14), Diaz (14), Fields (13), Monsalve (10), Petit (7), Lopes (5), Guillotte (3), Ohlman (2), Smith Jr. (2)
- Fields (65), Diaz (19), Opitz (18), Parmley (10), Leblebician (9), Berti (8), Lopes (5), Guillotte (4), Elmore (1)

## 2017 BISONs STARTS BY POSITION

- C -Lopes (48), Ohlman (44), Jansen (18), Maile (12), Monsalve (12), Graterol (3), Saltalamacchia (3), Montero (1)
- 1B -Tellez (114), Leblebician (9), Opitz (9), Ohlman (8), Monsalve (1)
- 2B -Berti (44), Leblebician (30), Lopes (30), Elmore (15), Diaz (8), Opitz (5), Petit (4), Refsnyder (3), Barreto (1), Coghlan (1)
- 3B -Leblebician (66), Lopes (49), Elmore (13), Opitz (7), Petit (3), Coghlan (2), Guillotte (1)
- SS -Petit (63), Opitz (46), Diaz (26), Leblebician (3), Elmore (2), Berti (1)
- LF -Elmore (46), Smith Jr. (30), Saunders (16), Berti (13), Ceciliani (6), Fields (5), Coghlan (4), Guillotte (3), Leblebician (2), Alford (2), Pearce (2), Opitz (1), Lopes (1), Kelly (1), Pompey (1)
- CF -Fields (87), Parmley (32), Ceciliani (9), Hernandez (7), Pompey (3), Smith Jr. (2), Guillotte (1)
- RF -Smith Jr. (66), Parmley (37), Hernandez (10), Opitz (7), Elmore (6), Fields (5), Saunders (4), Ceciliani (2), Guillotte (2), Alford (1), Kelly (1)
- DH -Ohlman (29), Saltalamacchia (29), Saunders (15), Lopes (10), Smith Jr. (8), Leblebician (8), Lopez (7), Tellez (6), Elmore (5), Monsalve (4), Maile (3), Hernandez (2), Fields (2), Ceciliani (2), Petit (2), Parmley (1), Opitz (1), Pompey (1), Berti (1), Refsnyder (1), Jansen (1), Graterol (1), Carrera (1), Jacob (1)

## 2017 BISONS HIGHS & LOWS

<u>Bisons Team Batting</u>			<u>Bisons Team Pitching</u>		
Most Runs (game)	13, 7/21 vLOU	W, 13-2	Most Runs Allowed (game)	12, 6/5 @LHV	L, 1-12
Most Runs (inning)	7 (x2), 8/13 @TOL (2nd)	W, 10-4	Most Runs Allowed (inning)	6, 6/5@LHV (6th)	L, 1-12
Most Hits (game)	19, 7/21 vLOU	W, 13-2	Most Hits Allowed (game)	17 (x2), 6/19 @ROC	L, 0-7
Fewest Hits (game)	1 (x2), 8/19 vGWN	L, 0-1	Fewest Hits Allowed (game)	1, 8/9 @IND	W, 3-1
Most HR (game)	4 (x3), 8/21 @PAW	W, 6-3	Most HR Allowed (game)	4, 6/13 vLHV	L, 7-9
Most X-Base Hits (game)	8, 8/13 @TOL (7 2B, HR)	W, 10-4	Most X-Base Hits (game)	10, 6/13 vLHV (6 2B, 4HR)	L, 7-9
Most SB (game)	6, 5/19 vPAW	W, 7-5	Most SB Allowed (game)	5, 4/29 @DUR	L, 3-6
Most Walks (game)	9 (x2), 8/6 vLHV	W, 1-0	Most Walks Allowed (game)	9, 5/19 vPAW	W, 7-5
Most Strikeouts (game)	17, 6/13 vLHV	L, 7-9	Most Strikeouts (game)	15 (x2), 5/12 @LHV	L, 4-5
Fewest Left On Base (game)	1 (x2), 6/11 @PAW	L, 2-3	Opp. Fewest LOB (game)	1, 5/14(1)@LHV	L, 2-7
Most Left On Base (game)	17, 5/30 vTOL	W, 6-4	Opp. Most LOB (game)	17, 5/19 vPAW	W, 7-5

<u>Individual Batting - Bisons</u>			<u>Individual Batting - Opponents</u>		
Most AB (game)	7, Tellez	5/19 vPAW	Most AB (game)	7 (x2), Dominguez/Castillo	5/19 vPAW
Most Runs (game)	3 (x9), Lopes	8/24 @PAW	Most Runs (game)	3 (x4), Leonard	7/24 vDUR
Most Hits (game)	4 (x11), Leblebajian	9/2 @SYR	Most Hits (game)	4 (x4), Falu	6/22 @SYR
Most Doubles (game)	2 (x15), Petit	8/18 vGWN	Most Doubles (game)	2 (x7), Infante	8/10 @TOL
Most Triples (game)	1, several players		Most Triples (game)	2, Culver	7/4 @SWB
Most HR (game)	2 (x7), Hernandez	8/22 @PAW	Most HR (game)	2 (x7), Brentz	8/23 @PAW
Most RBI (game)	5 (x4), Hernandez	8/13 @TOL	Most RBI (game)	5 (x4), Ngoepe	8/15 @IND
Most SB (game)	3 (x2), Berti	7/17 @COL	Most SB (game)	2 (x6), Ervin	7/28 vLOU
Most Walks (game)	3 (x5), Smith Jr., D.	8/5 vLHV	Most Walks (game)	3 (x4), Moroff	8/16 vIND
Most Strikeouts (game)	4 (x4), Leblebajian	9/4 @SYR	Most Strikeouts (game)	4 (x7), Featherston	7/26 vDUR

<u>Individual Pitching - Bisons</u>			<u>Individual Pitching - Opponents</u>		
Most Innings (start)	8.0, Bolsinger	6/28 vROC	Most Innings (start)	9.0, Haviland	6/8 @PAW
Fewest Innings (start)	1.0 (x2), Oberholtzer	6/24 @SYR	Fewest Innings (start)	0.0, Fedde	7/3 vSYR
Most Innings (relief)	5.0, Rowley	8/7 @IND	Most Innings (relief)	5.0, Cortes	7/16 vSWB
Most Strikeouts (start)	10 (x2), Santos	6/16 @SWB	Most Strikeouts (start)	11, Mitchell	8/2 @SWB
Most Strikeouts (relief)	6, Bolsinger	8/23 @PAW	Most Strikeouts (relief)	6 (x2), Soto	5/26 @CHA
Most Walks Allowed	6, House	5/17 vSYR	Most Walks Allowed	6 (x2), Grube	7/17 @COL
Most Earned Runs Allowed	7, Oberholtzer	7/4 @SWB	Most Earned Runs Allowed	10, Plutko	7/18 @COL
Most Hits Allowed	11 (x2), Oberholtzer	6/19 @ROC	Most Hits Allowed	11 (x2), Hutchinson	8/9 @IND
Most HR Allowed	2 (x8), Smith, M.	6/13 vLHV	Most HR Allowed	3 (x2), Davis	7/22 @LOU
Most WP	2 (x3), Oberholtzer	8/26 @ROC	Most WP	2 (x5), Glasnow	8/17 vIND
Most Balks	1 (x7), Girodo	8/6 vLHV	Most Balks	1 (x5), Slegers	6/26(2) vROC

<u>Miscellaneous</u>			<u>Miscellaneous</u>		
Most Combined Runs (game)	19, 5/27 @CHA	W, 12-7	Largest Winning Margin	11, 7/21 @LOU	W, 13-2
Most Combined Hits (game)	27 (x3), 6/13 vLHV (BUF 11)	L, 7-9	Largest Losing Margin	11 (x2), 6/8 @PAW	L, 0-11
Fewest Combined Hits (game)	7, 6/18 vSWB (BUF 1)	L, 0-2	Largest Deficit Overcome, Win	4, 6/2 vCHA (down 4-0, 5th)	W, 9-4
Most Combined HR (game)	6, 4/23 vCOL	W, 5-4	Largest Lead Lost, Loss	6, 5/28 @CHA (up 6-0, 5th)	L, 7-8
Longest Game, Time	4:28, 5/19 vPAW	W, 7-5	Most Double Plays Turned	4, 6/23 @SYR	L, 1-2
Longest Game, Innings	13, 5/19 vPAW	W, 7-5	Most Double Plays Hit Into	3 (x5), 8/16 vIND	W, 5-4
Longest 9-Inning Game	3:43, 5/28 @CHA	L, 7-8	Most Bisons Team Errors	4, 5/8 @SYR	W, 9-3
Shortest 9-Inning Game	2:04, 6/23 @SYR	L, 1-2	Most Errors, Bisons Player	2 (x2), 4/29 @DUR (Opitz)	L, 3-6
Longest 7-Inning Game	2:22 (x2), 6/26(1) vROC	L, 3-4	Most Opponent Team Errors	4, 4/12 vROC	W, 5-2
Shortest 7-Inning Game	1:32, 4/26(2) @NOR	L, 1-2	Most Errors, Bisons' Opponent	2, 4/12 vROC (Goodrum)	W, 5-2



# BISONS

**2018 IL OPPONENTS**

---



## INTERNATIONAL LEAGUE

### INTERNATIONAL LEAGUE DIRECTORY

President/Treasurer: Randy A. Mobley  
 Corporate Secretary: Max Schumacher  
 PR Contact: Chris Sprague  
 (614) 791-9300  
 Chris@ILBaseball.com

Office Manager: Gretchen Addison

55 South High St., Suite 202, Dublin, OH 43017  
 (614) 791-9300  
 ILBaseball.com



**INTERNATIONAL LEAGUE**  
 1884-Present

### INTERNATIONAL LEAGUE TEAMS & AFFILIATES

<b>Buffalo Bisons</b> Toronto Blue Jays	<b>Charlotte Knights</b> Chicago White Sox	<b>Columbus Clippers</b> Cleveland Indians
<b>Lehigh Valley IronPigs</b> Philadelphia Phillies	<b>Durham Bulls</b> Tampa Bay Rays	<b>Indianapolis Indians</b> Pittsburgh Pirates
<b>Pawtucket Red Sox</b> Boston Red Sox	<b>Gwinnett Strippers</b> Atlanta Braves	<b>Louisville Bats</b> Cincinnati Reds
<b>Rochester Red Wings</b> Minnesota Twins	<b>Norfolk Tides</b> Baltimore Orioles	<b>Toledo Mud Hens</b> Detroit Tigers
<b>Scranton/Wilkes-Barre RailRiders</b> New York Yankees	*In games where both teams are affiliated with National League clubs, it is required that the pitcher be put in the team's batting order. If either the visiting team or the host team is affiliated with an American League parent club, a designated hitter may be used for both teams.	
<b>Syracuse Chiefs</b> Washington Nationals		

### INTERNATIONAL LEAGUE GOVERNORS' CUP

\*Post-season play will begin on Wednesday, September 5. The North Division champion will play the lone Wild Card team (Wild Card team hosts Games 1 and 2) while the South Division champion will play the West Division champion (West Division champion will host Games 1 and 2). Both series will be the best-of-five games. Winners advance to the best-of-five game Governors' Cup Championship Series (September 11-15) to determine the International League champion (North/Wild Card series winner will host Games 1 and 2).



#### GOVERNORS' CUP CHAMPIONS

<b>10-Time:</b> Columbus, Rochester	<b>2-Time:</b> Baltimore, Charlotte, Indianapolis, Scranton/Wilkes-Barre
<b>8-Time:</b> Syracuse	
<b>7-Time:</b> Montreal	
<b>6-Time:</b> Buffalo	<b>1-Time:</b> Atlanta, Charleston, Havana, Jacksonville, Louisville, Ottawa
<b>5-Time:</b> Durham, Richmond, Tidewater	
<b>4-Time:</b> Newark, Pawtucket, Toronto	
<b>3-Time:</b> Toledo	

### TRIPLE-A BASEBALL NATIONAL CHAMPIONSHIP

The International League champion will play the winner of the Pacific Coast League in a one-game playoff at Huntington Park in Columbus, OH to determine the overall Triple-A Champion. This year's Gildan Triple-A Baseball National Championship will be played on Tuesday, September 18.





# 2018 INTERNATIONAL LEAGUE

## INTERNATIONAL LEAGUE BALLPARKS

Club	Stadium	Opened	Surface	Capacity	LF	Ht	CF	Ht	RF	Ht
Buffalo	Coca-Cola Field	1988	Natural	16,907	325'	12'	404'	8'	325'	8'
Charlotte	BB&T Ballpark	2014	Natural	10,200	300'	13'	400'	12'	315'	14'
Columbus	Huntington Park	2009	Natural	10,100	325'	12'	400'	8'	318'	22'
Durham	Durham Bulls Athletic Park	1995	Natural	10,000	305'	32'	400'	8'	327'	8'
Gwinnett	Coolray Field	2009	Natural	10,427	325'	10'	400'	10'	335'	10'
Indianapolis	Victory Field	1996	Natural	14,500	320'	10'	402'	10'	320'	10'
Lehigh Valley	Coca-Cola Park	2008	Natural	10,000	336'	8'	400'	8'	325'	17'
Louisville	Louisville Slugger Field	2000	Natural	13,131	325'	11'	400'	8'	340'	8'
Norfolk	Harbor Park	1993	Natural	11,856	333'	10'	400'	10'	318'	10'
Pawtucket	McCoy Stadium	1942	Natural	10,031	325'	5'	400'	8'	325'	5'
Rochester	Frontier Field	1997	Natural	10,840	335'	10'	402'	8'	325'	8'
Scranton/WB	PNC Field	1989	Natural	10,000	330'	12'	408'	12'	330'	12'
Syracuse	NBT Bank Stadium	1997	Natural	11,071	330'	8'	400'	8'	330'	8'
Toledo	Fifth Third Field	2002	Natural	10,300	320'	14'	408'	7'	315'	14'

## INTERNATIONAL LEAGUE CITY-TO-CITY MILEAGE CHART

	BUF	CHA	COL	DUR	GWN	IND	LHV	LOU	NOR	PAW	ROC	SWB	SYR	TOL
BUF	----	660	332	691	870	504	352	535	644	452	74	288	150	308
CHA	660	----	427	142	210	576	500	476	325	838	725	594	730	614
COL	332	427	----	458	575	175	451	205	572	731	397	474	473	144
DUR	691	142	458	----	360	654	455	541	185	676	651	490	626	646
GWN	870	210	575	360	----	550	770	440	540	1,050	935	800	940	670
IND	504	576	175	654	550	----	625	114	768	920	569	647	645	226
LHV	352	560	451	455	770	625	----	652	323	282	289	74	205	503
LOU	535	476	205	541	440	114	652	----	656	932	601	677	676	301
NOR	644	325	572	185	540	768	323	656	----	543	600	381	515	657
PAW	452	838	731	676	1,050	920	282	932	543	----	385	294	309	751
ROC	74	725	397	651	935	569	289	601	600	385	----	226	87	373
SWB	288	594	474	490	800	647	74	677	381	294	226	----	141	471
SYR	150	730	473	626	940	645	205	676	515	309	87	141	----	448
TOL	308	614	144	646	670	226	503	301	657	751	373	471	448	----

## 2018 INTERNATIONAL LEAGUE UMPIRES

Crew #1	Age	Resides	Year	Crew #4	Age	Resides	Year	Crew #7	Age	Resides	Year
Ryan Additon*	32	Davie, FL	3rd	Jeremy Riggs*	32	Suffolk, VA	3rd	Dan Merzel*	30	Durham, NC	3rd
Brennan Miller	26	Woodbridge, VA	2nd	Christopher Graham	32	Newmarket, Ont.	2nd	Brian Peterson	30	Newark, DE	2nd
Blake Carnahan	29	Crystal River, FL	2nd	Travis Godec	29	Roanoke, VA	1st	Erich Bacchus	27	Germantown, MD	1st
Crew #2	Age	Resides	Year	Crew #5	Age	Resides	Year	Rovers	Age	Resides	Year
Alex Tosi*	30	Lake Villa, IL	3rd	Eric Gillam*	33	Roscoe, IL	3rd	Sean Barber	32	Lakeland, FL	7th
Ryan Wills	30	Williamsburg, VA	2nd	Adam Beck	29	Winter Springs, FL	2nd	Nick Lentz	28	Holland, MI	5th
Scott Costello	33	Barrie, Ont.	2nd	Skyler Shown	28	Owensboro, KY	1st	Shane Livensparger	34	Jacksonville, FL	4th
								Jeremie Rehak	31	Monroeville, PA	3rd
Crew #3	Age	Resides	Year	Crew #6	Age	Resides	Year	Jansen Visconti*	29	Latrobe, PA	4th
John Bacon*	34	Sebring, OH	3rd	Ryan Clark*	30	McDonough, GA	3rd	Chad Whitson	36	Dublin, OH	8th
Michael Wiseman	30	White Lake, MI	2nd	Charlie Ramos	30	Grand Rapids, MI	2nd				
Richard Riley	36	Alexandria, VA	1st	Reid Gibbs	30	Glendale, AZ	1st				

\*Crew Chief

## 2018 IL UMPIRE SCHEDULE FOR COCA-COLA FIELD

Dates	Crew #	Umpires	Dates	Crew #	Umpires
April 12-18	4	Riggs, Graham, Godec	June 25-28	2	Tosi, Wills, Costello
April 27-29	7	Merzel, Peterson, Bacchus	July 2-3	7	Merzel, Peterson, Bacchus
May 3-6	3	Bacon, Wiseman, Riley	July 6-8	6	Clark, Ramos, Gibbs
May 7-9	5	Gillam, Beck, Shown	July 16-22	7	Merzel, Peterson, Bacchus
May 18-20	1	Additon, Miller, Carnahan	July 30-Aug. 2	2	Tosi, Wills, Costello
May 21-24	4	Riggs, Graham, Godec	Aug. 7-12	3	Bacon, Wiseman, Riley
May 29-June 3	1	Additon, Miller, Carnahan	Aug. 21-23	5	Gillam, Beck, Shown
June 14-17	3	Bacon, Wiseman, Riley	Aug. 24-27	6	Clark, Ramos, Gibbs
June 22-24	1	Additon, Miller, Carnahan			

## CHARLOTTE KNIGHTS - IL SOUTH DIVISION

### CLUB DIRECTORY

#### BB&T Ballpark

324 South Mint St.  
Charlotte, NC 28202  
(704) 274 -8300  
CharlotteKnights.com  
@KnightsBaseball  
Facebook.com/CharlotteKnightsBaseball



#### CHICAGO WHITE SOX

Triple-A affiliate since 1999 (20 seasons)

### 2018 COACHING STAFF

Owners: Don Beaver, Bill Allen  
GM of Baseball Operations: Rob Egan

PR Contact: Tommy Viola  
(704) 274-8203 TommyV@CharlotteKnights.com

Radio Announcers: Matt Swierad, Mike Pacheco  
Press Box Phone: (704) 274-8203

Field Manager: Mark Grudzielanek  
Pitching Coach: Steve McCatty  
Coach: Garey Ingram  
Coach: Andy Tomberlin  
Athletic Trainer: James Kruk

### BISONS VS. CHARLOTTE SERIES INFORMATION

			Last 10 Seasons		
		Year	Record	Home	Road
2017 vs. CHA:	5-2 (.714)				
2017 in Buffalo:	3-0 (1.000)				
2017 at Charlotte:	2-2 (.500)	2008	5-3	3-1	2-2
Modern Era ('85) vs. CHA:	78-78 (.500)	2009	2-6	0-4	2-2
Return to IL ('98) vs. CHA:	78-78 (.500)	2010	4-4	3-1	1-3
vs. CHA at Coca-Cola Field:	42-36 (.538)	2011	4-4	2-2	2-2
vs. CHA at BB&T Ballpark ('14):	8-6 (.571)	2012	2-6	0-4	2-2
Road games vs. CHA (Modern Era):	36-42 (.462)	2013	4-4	2-2	2-2
Longest Win Streak, Bisons:	6G (2014-2015)	2014	7-1	4-0	3-1
Longest Win Streak, Charlotte:	8G (2006-2007)	2015	5-2	3-1	2-1
Last 3/4G Sweep, Bisons:	6/2-6/4/17 @BUF (3G)	2016	2-4	1-2	1-2
Last 3/4G Sweep, Charlotte:	7/20-7/23/12 @BUF (4G)	2017	5-2	3-0	2-2

### 2017 BISONS VS. CHARLOTTE SEASON SERIES REVIEW

Date	Opp.	Score	W/L	Record	WP	LP	Save	Attendance	Time
5/26	@CHA	9-3	W	25-20	Oberholtzer, Brett	Lopez, Reynaldo	-	10,526	3:06
5/27	@CHA	12-7	W	26-20	Smith, Chris	Burdi, Zack	-	10,214	3:24
5/28	@CHA	7-8	L	26-21	Beatty, Max	Girodo, Chad	Clark, Brian	10,210	3:43
5/29	@CHA	7-9	L	26-22	Valerio, Kelvis	Smith, Chris	-	7,882	3:31
6/02	vCHA	9-4	W	29-23	Dermody, Matt	Purke, Matt	-	8,178	3:28
6/03	vCHA	4-0	W	30-23	House, TJ	Shields, James	-	16,907	2:12
6/04	vCHA	10-5	W	31-23	Valdez, Cesar	Volstad, Chris	-	6,149	3:03

## COLUMBUS CLIPPERS - IL WEST DIVISION

### CLUB DIRECTORY

#### Huntington Park

330 Huntington Park Lane  
Columbus, OH 43215  
(614) 462-5250  
ClippersBaseball.com  
@CLBCLippers  
Facebook.com/ClippersBaseball



President/General Manager: Ken Schnacke  
Assitant General Manager: Mark Warren

PR Contact: Joe Santry  
(614) 722-1133 JSantry@ClippersBaseball.com

Announcers: Ryan Mitchell , Scott Leo  
Press Box Phone: (614) 462-7595

#### CLEVELAND INDIANS

Triple-A affiliate since 2009 (10 seasons)

#### 2018 COACHING STAFF

Field Manager: Chris Tremie  
Pitching Coach: Steve Karsay  
Coach: Bobby Magallanes  
Coach: Johnny Narron  
Athletic Trainer: Chad Wolfe

### BISONS VS. COLUMBUS SERIES INFORMATION

			Last 10 Seasons		
		Year	Record	Home	Road
2017 vs. COL:	5-1 (.833)				
2017 in Buffalo:	3-0 (1.000)				
2017 at Columbus:	2-1 (.667)	2008	2-6	1-3	1-3
Modern Era ('85) vs. COL:	100-76 (.568)	2009	5-3	2-2	3-1
Return to IL ('98) vs. COL:	89-66 (.574)	2010	6-2	4-0	2-2
vs. COL at Coca-Cola Field:	55-34 (.618)	2011	3-5	0-4	3-1
vs. COL at Huntington Park ('09):	21-12 (.636)	2012	5-3	3-1	2-2
Road games vs. COL (Modern Era):	45-42 (.517)	2013	5-3	3-1	2-2
Longest Win Streak, Bisons:	7G (2016-2017)	2014	5-3	3-1	2-2
Longest Win Streak, Columbus:	5G (2000)	2015	4-3	2-2	2-1
Last 3/4G Sweep, Bisons:	4/21-4/23/17 @BUF (3G)	2016	5-1	2-1	3-0
Last 3/4G Sweep, Columbus:	6/11-6/14/11 @BUF (4G)	2017	5-1	3-0	2-1

### 2017 BISONS VS. COLUMBUS SEASON SERIES REVIEW

Date	Opp.	Score	W/L	Record	WP	LP	Save	Attendance	Time
4/21	vCOL	9-3	W	9-4	Smith, Murphy	Narveson, Chris	Girodo, Chad	4,981	3:34
4/22	vCOL	5-0	W	10-4	House, TJ	Clevinger, Mike	-	5,068	3:04
4/23	vCOL	5-4	W	11-4	Browning, Wil	Martin, Josh	Smith, Murphy	7,207	2:57
7/17	@COL	7-5	W	39-56	Rowley, Chris	Grube, Jarrett	Smith, Chris	11,648	3:04
7/18	@COL	10-4	W	40-56	House, TJ	Plutko, Adam	-	8,390	2:51
7/19	@COL	4-5	L	40-57	Crockett, Kyle	Glaude, Griffin	-	8,270	2:33

## DURHAM BULLS - IL SOUTH DIVISION

### CLUB DIRECTORY

### Durham Bulls Athletic Park

409 Blackwell St.  
Durham, NC 27701  
(919) 687-6500  
DurhamBulls.com  
@DurhamBulls  
Facebook.com/DurhamBulls



President/COO: Jim Goodman  
General Manager: Mike Birling

PR Contact: Matt Sutor  
(919) 687-6574 MSutor@DurhamBulls.com

Announcer: Patrick Kinas  
Press Box Phone: (919) 687-0681

### TAMPA BAY RAYS

Triple-A affiliate since 1998 (21 seasons)

### 2018 COACHING STAFF

Field Manager: Jared Sandberg  
Pitching Coach: Richard Knapp  
Coach: Dan DeMent  
Coach: Ben Johnson  
Athletic Trainer: Scott Thurston

### BISONS VS. DURHAM SERIES INFORMATION

			Last 10 Seasons		
			Year	Record	Home Road
2017 vs. DUR:	2-5 (.286)				
2017 at Buffalo:	1-3 (.250)				
2017 at Durham:	1-2 (.333)	2008	4-4	1-3	3-1
Modern Era ('85) vs. DUR:	74-82 (.474)	2009	4-4	3-1	1-3
Return to IL ('98) vs. DUR:	74-82 (.474)	2010	3-5	3-1	0-4
vs. DUR at Coca-Cola Field:	41-36 (.532)	2011	3-5	2-2	1-3
vs. DUR at DBAP ('95):	33-46 (.418)	2012	1-7	1-3	0-4
Road games vs. DUR (Modern Era):	33-45 (.423)	2013	3-5	3-1	0-4
Longest Win Streak, Bisons:	5G (4 times)	2014	3-5	0-4	3-1
Longest Win Streak, Durham:	9G (2011-2012)	2015	2-4	2-1	0-3
Last 3/4G Sweep, Bisons:	6/14-6/17/02 @BUF (4G)	2016	5-2	2-1	3-1
Last 3/4G Sweep, Durham:	5/6-5/8/15 @DUR (3G)	2017	2-5	1-3	1-2

### 2017 BISONS VS. DURHAM SEASON SERIES REVIEW

Date	Opp.	Score	W/L	Record	WP	LP	Save	Attendance	Time
4/28	@DUR	0-3	L	13-7	Faria, Jacob	House, TJ	Moreno, Diego	8,642	2:28
4/29	@DUR	3-6	L	13-8	Espinal, Yoel	Oberholtzer, Brett	Moreno, Diego	9,351	3:23
4/30	@DUR	6-1	W	14-8	Santos, Luis	Honeywell, Brent	-	9,200	2:57
7/24	vDUR	3-12	L	43-59	Chirinos, Yonny	Smith, Murphy	-	5,736	2:54
7/25	vDUR	1-3	L	43-60	Hu, Chih-Wei	Santos, Luis	Stanek, Ryne	5,981	2:42
7/26	vDUR	8-3	W	44-60	Oberholtzer, Brett	Yarbrough, Ryan	-	8,349	2:56
7/27	vDUR	1-3	L	44-61	Roth, Michael	Rowley, Chris	Garton, Ryan	9,402	2:09



# 2018 BISONS OPPONENTS

## GWINNETT STRIPERS - IL SOUTH DIVISION

### CLUB DIRECTORY

#### Coolray Field

2500 Buford Dr.  
Lawrenceville, GA 30043  
(678) 277-0300  
GoStipers.com  
@GoStripers • Facebook.com/GoStripers



Owner: Liberty Media Corporation  
General Manager: North Johnson

PR Contact: Dave Lezotte  
(678) 277-0320 Dave.Lezotte@Braves.com

Announcer: Tony Schiavone  
Press Box Phone: (678) 277-0351

### ATLANTA BRAVES

Triple-A affiliate since 2009 (10 seasons)

### 2018 COACHING STAFF

Field Manager: Damon Berryhill  
Pitching Coach: Reid Cornelius  
Coach: John Moses  
Coach: Jose Mota  
Athletic Trainer: Nick Jensen

### BISONS VS. GWINNETT SERIES INFORMATION

2017 vs. GWN:	2-4 (.333)	<b>All-Time Seasons</b>			
2017 in Buffalo:	1-2 (.333)	<b>Year</b>	<b>Record</b>	<b>Home</b>	<b>Road</b>
2017 at Gwinnett:	1-2 (.333)	2009	4-4	2-2	2-2
Modern Era ('85) vs. GWN:	26-40 (.394)	2010	5-3	3-1	2-2
Return to IL ('98) vs. GWN:	26-40 (.394)	2011	4-4	3-1	1-3
vs. GWN at Coca-Cola Field:	13-20 (.394)	2012	6-2	3-1	3-1
vs. GWN at Coolray Field ('09):	13-20 (.394)	2013	3-5	1-3	2-2
Road games vs. GWN (Modern Era):	13-20 (.394)	2014	1-6	0-3	1-3
Longest Win Streak, Bisons:	4G (twice)	2015	1-5	0-3	1-2
Longest Win Streak, Gwinnett:	11G (2014-2015)	2016	0-7	0-4	0-3
Last 3/4G Sweep, Bisons:	none	2017	2-4	1-2	1-2
Last 3/4G Sweep, Gwinnett: 8/23-8/25/16 @GWN (3G)					

### 2017 BISONS VS. GWINNETT SEASON SERIES REVIEW

Date	Opp.	Score	W/L	Record	WP	LP	Save	Attendance	Time
5/23	@GWN	5-6	L	23-19	Albers, Andrew	House, TJ	Cruz, Rhiner	1,430	2:57
5/24	@GWN	3-4	L	23-20	Weigel, Patrick	Santos, Luis	Cabrera, Mauricio	1,187	2:23
5/25	@GWN	4-1	W	24-20	Latos, Mat	Sims, Lucas	Campos, Leonel	1,285	2:58
8/18	vGWN	4-3	W	57-68	Bolsinger, Mike	Medlen, Kris	Smith, Chris	12,386	2:44
8/19	vGWN	0-1	L	57-69	Morris, Akeel	Anderson, Brett	Pfeifer, Philip	15,556	2:20
8/20	vGWN	1-7	L	57-70	Barreda, Manny	Santos, Luis	-	10,438	2:33

## INDIANAPOLIS INDIANS - IL West Division

### CLUB DIRECTORY

#### Victory Field

501 W. Maryland St.  
Indianapolis, IN 46225  
(317) 269-3542  
IndyIndians.com

@IndyIndians • Facebook.com/IndianapolisIndians

Chairman of the Board & CEO: Bruce Schumacher  
President & General Manager: Randy Lewandowski

PR Contact: Charlie Henry  
(317) 532-6778 CHenry@indyindians.com

Announcers: Howard Kellman, Andrew Kappes  
Press Box Phone: (317) 269-3542 x288



### PITTSBURGH PIRATES

Triple-A affiliate since 2005 (14 seasons)

### 2018 COACHING STAFF

Field Manager:	Brian Esposito
Pitching Coach:	Stan Kyles
Coach:	Ryan Long
Coach:	Greg Picart
Athletic Trainer:	Dru Scott

### BISONS VS. INDIANAPOLIS SERIES INFORMATION

2017 vs. IND:	3-3 (.500)	<b>Last 10 Seasons</b>			
2017 in Buffalo:	2-1 (.667)	<b>Year</b>	<b>Record</b>	<b>Home</b>	<b>Road</b>
2017 at Indianapolis:	1-2 (.333)	2008	4-4	2-2	2-2
Modern Era ('85) vs. IND:	226-217 (.510)	2009	3-5	1-3	2-2
Return to IL ('98) vs. IND:	74-79 (.484)	2010	2-6	1-3	1-3
vs. IND at Coca-Cola Field:	95-90 (.514)	2011	2-6	1-3	1-3
vs. IND at Victory Field ('96):	51-50 (.505)	2012	3-5	1-3	2-2
Road games vs. IND (Modern Era):	117-105 (.527)	2013	3-5	2-2	1-3
Longest Win Streak, Bisons:	11G (1991)	2014	4-4	3-1	1-3
Longest Win Streak, Indianapolis:	9G (1993-1994)	2015	1-5	0-3	1-2
Last 3/4G Sweep, Bisons:	6/24-6/26/16 @IND (3G)	2016	5-1	2-1	3-0
Last 3/4G Sweep, Indy:	5/25-5/27/15 @BUF (3G)	2017	3-3	2-1	1-2

### 2017 BISONS VS. INDIANAPOLIS SEASON SERIES REVIEW

Date	Opp.	Score	W/L	Record	WP	LP	Save	Attendance	Time
8/07	@IND	0-4	L	50-65	Brault, Steven	Biagini, Joe	-	7,414	2:15
8/08	@IND	3-5	L	50-66	Holmes, Clay	House, TJ	Runzler, Dan	6,155	2:55
8/09	@IND	3-1	W	51-66	Beliveau, Jeff	Hutchison, Drew	Smith, Chris	8,442	2:55
8/15	vIND	3-8	L	54-68	Hutchison, Drew	Santos, Luis	-	8,250	3:08
8/16	vIND	5-4 (10)	W	55-68	Smith, Murphy	Santana, Edgar	-	11,285	2:50
8/17	vIND	4-1	W	56-68	Stilson, John	Glasnow, Tyler	Campos, Leonel	10,355	3:11

## LEHIGH VALLEY IRONPIGS - IL NORTH DIVISION

### CLUB DIRECTORY

#### Coca-Cola Park

1050 IronPigs Way  
Allentown, PA 18109  
(610) 841-7447  
IronPigsBaseball.com  
@IronPigs • Facebook.com/LHVIronPigs



President/General Manager: Kurt Landes

PR Contact: Matt Provence  
(610) 841-1217 MProvence@IronPigsBaseball.com

Announcer: Matt Provence  
Press Box Phone: (610) 841-1317

#### PHILADELPHIA PHILLIES

Triple-A affiliate since 2008 (11 seasons)

#### 2018 COACHING STAFF

Field Manager: Gary Jones  
Pitching Coach: David Lundquist  
Coach: Sal Rende  
Coach: Wes Helms  
Athletic Trainer: Jon May

### BISONS VS. LEHIGH VALLEY SERIES INFORMATION

			All-Time Seasons		
		Year	Record	Home	Road
2017 vs. LHV:	6-10 (.375)				
2017 in Buffalo:	6-3 (.667)				
2017 at Lehigh Valley:	0-7 (.900)	2008	8-8	5-3	3-5
Modern Era ('85) vs. LHV:	83-79 (.512)	2009	6-10	4-4	2-6
Return to IL ('98) vs. LHV:	83-79 (.512)	2010	10-6	5-3	5-3
vs. LHV at Coca-Cola Field:	45-34 (.570)	2011	7-9	4-4	3-5
vs. LHV at Coca-Cola Park ('08):	38-45 (.458)	2012	8-7	4-4	4-3
Road games vs. LHV (Modern Era):	38-45 (.458)	2013	9-7	3-5	6-2
Longest Win Streak, Bisons:	8G (2014)	2014	12-4	6-2	6-2
Longest Win Streak, Lehigh Valley:	10G (2017)	2015	10-8	5-2	5-6
Last 3/4G Sweep, Bisons:	8/4-8/6/17 @BUF (3G)	2016	7-10	3-4	4-6
Last 3/4G Sweep, Lehigh Valley:	6/5-6/7/17 @LHV (3G)	2017	6-10	6-3	0-7

### 2017 BISONS VS. LEHIGH VALLEY SEASON SERIES REVIEW

Date	Opp.	Score	W/L	Record	WP	LP	Save	Attendance	Time
5/06(1)	vLHV	8-0 (7)	W	16-9	House, TJ	Pinto, Ricardo	-	4,342	1:56
5/07(1)	vLHV	0-1 (7)	L	16-10	Appel, Mark	Oberholtzer, Brett	Beato, Pedro	-	2:12
5/07(2)	vLHV	4-5 (7)	L	16-11	Venditte, Pat	Santos, Luis	Mariot, Michael	4,411	2:17
5/11	@LHV	7-10	L	18-13	Pinto, Ricardo	House, TJ	Beato, Pedro	7,615	3:09
5/12	@LHV	4-5 (12)	L	18-14	Ramos, Cesar	Girodo, Chad	-	9,122	4:01
5/14(1)	@LHV	2-7 (7)	L	18-15	Eshelman, Tom	Latos, Mat	-	-	1:52
5/14(2)	@LHV	0-1 (7)	L	18-16	Thompson, Jake	Stilson, John	Beato, Pedro	7,926	1:55
6/05	@LHV	1-12	L	31-24	Eshelman, Tom	Santos, Luis	-	7,713	2:50
6/07(1)	@LHV	1-2 (7)	L	31-25	Mariot, Michael	Oberholtzer, Brett	Beato, Pedro	-	2:01
6/07(2)	@LHV	3-6 (7)	L	31-26	Milner, Hoby	Grube, Jarrett	-	7,881	2:08
6/13	vLHV	7-9	L	32-30	Murray, Colton	Smith, Murphy	Beato, Pedro	5,313	3:07
6/14	vLHV	4-0	W	33-30	House, TJ	Appel, Mark	-	5,231	2:41
6/15	vLHV	4-2	W	34-30	Valdez, Cesar	Thompson, Jake	Smith, Chris	5,596	2:25
8/04	vLHV	8-2 (5)	W	48-64	Browning, Wil	Eshelman, Tom	-	9,290	1:33
8/05	vLHV	6-4	W	49-64	Smith, Murphy	Lively, Ben	Smith, Chris	8,401	2:35
8/06	vLHV	1-0 (10)	W	50-64	Campos, Leonel	Murray, Colton	-	8,991	3:11

## LOUISVILLE BATS - IL WEST DIVISION

### CLUB DIRECTORY

#### Louisville Slugger Field

401 E. Main St.  
Louisville, KY 40202  
(502) 212-2287  
BatsBaseball.com  
@LouisvilleBats  
Facebook.com/LouisvilleBats



### CINCINNATI REDS

Triple-A affiliate since 2000 (19 seasons)

### 2018 COACHING STAFF

President: Gary Ulmer  
Senior Vice President: Greg Gallette

PR Contact: Alex Mayer  
(502) 614-4544 AMayer@BatsBaseball.com

Announcers: Nick Curran, Matt Schumacker  
Press Box Phone: (502) 614-4546

Field Manager: Pat Kelly  
Pitching Coach: Jeff Fassero  
Coach: Leon Durham  
Coach: Dick Schofield  
Athletic Trainer: Steve Gober

### BISONS VS. LOUISVILLE SERIES INFORMATION

			Last 10 Seasons		
			Year	Record	Home Road
2017 vs. LOU:	4-3 (.571)		2008	3-5	0-4 3-1
2017 in Buffalo:	1-2 (.333)		2009	3-5	2-2 1-3
2017 at Louisville:	3-1 (.750)		2010	5-3	3-1 2-2
Modern Era ('85) vs. LOU:	257-188 (.578)		2011	4-4	2-2 2-2
Return to IL ('98) vs. LOU:	87-70 (.554)		2012	4-4	3-1 1-3
vs. LOU at Coca-Cola Field:	123-63 (.661)		2013	5-3	2-2 3-1
vs. LOU at Louisville Slugger Field ('00):	38-33 (.535)		2014	5-3	3-1 2-2
Road games vs. LOU (Modern Era):	118-105 (.529)		2015	3-4	1-2 2-2
Longest Win Streak, Bisons:	16G (1988-1989)		2016	6-1	3-1 3-0
Longest Win Streak, Louisville:	6G (twice)		2017	4-3	1-2 3-1
Last 3/4G Sweep, Bisons:	6/27-6/29/16 @LOU (3G)				
Last 3/4G Sweep, Louisville:	7/10-7/13/08 @BUF (4G)				

### 2017 BISONS VS. LOUISVILLE SEASON SERIES REVIEW

Date	Opp.	Score	W/L	Record	WP	LP	Save	Attendance	Time
7/20	@LOU	1-5	L	40-58	Mahle, Tyler	Santos, Luis	-	6,931	2:49
7/21	@LOU	13-2	W	41-58	Oberholtzer, Brett	Garrett, Amir	-	7,044	2:56
7/22	@LOU	8-0	W	42-58	Rowley, Chris	Davis, Rookie	-	8,671	2:52
7/23	@LOU	5-2	W	43-58	Stilson, John	Reed, Cody	Dermody, Matt	7,103	2:58
7/28	vLOU	5-6	L	44-62	Davis, Rookie	House, TJ	Brice, Austin	11,393	3:01
7/29	vLOU	2-5	L	44-63	Reed, Cody	Smith, Murphy	Bonilla, Lisalberto	8,649	2:40
7/30	vLOU	7-2	W	45-63	Mayza, Tim	Stephens, Jackson	-	8,726	2:47



## NORFOLK TIDES - IL SOUTH DIVISION

### CLUB DIRECTORY

#### Harbor Park

150 Park Ave.  
Norfolk, VA 23510  
(757) 622-2222  
NorfolkTides.com  
@NorfolkTides  
Facebook.com/NorfolkTides



President: Ken Young  
General Manager: Joe Gregory

PR Contact: Ian Locke  
(757) 622-2222 x125 ILocke@NorfolkTides.com

Announcers: Pete Michaud, Jeff McCarragher  
Press Box Phone: (757) 622-2222 x112

### BALTIMORE ORIOLES

Triple-A affiliate since 2007 (12 seasons)

### 2018 COACHING STAFF

Field Manager: Ron Johnson  
Pitching Coach: Mike Griffin  
Coach: Butch Davis  
Coach: Jose Hernandez  
Athletic Trainer: Chris Poole

### BISONS VS. NORFOLK SERIES INFORMATION

			Last 10 Seasons		
		Year	Record	Home	Road
2017 vs. NOR:	3-3 (.500)				
2017 in Buffalo:	2-1 (.667)				
2017 at Norfolk:	1-2 (.333)	2008	3-4	1-2	2-2
Modern Era ('85) vs. NOR:	99-72 (.579)	2009	4-3	2-2	2-1
Return to IL ('98) vs. NOR:	88-63 (.583)	2010	6-2	3-1	3-1
vs. NOR at Coca-Cola Field:	48-35 (.578)	2011	6-2	4-0	2-2
vs. NOR at Harbor Park ('93):	47-31 (.603)	2012	3-5	2-2	1-3
Road games vs. NOR (Modern Era):	50-37 (.575)	2013	4-4	1-3	3-1
Longest Win Streak, Bisons:	7G (1998-1999)	2014	5-3	2-2	3-1
Longest Win Streak, Norfolk:	4G (2014-2015)	2015	2-5	2-2	0-3
Last 3/4G Sweep, Bisons:	6/24-6/27/11 @BUF (4G)	2016	2-4	1-2	1-2
Last 3/4G Sweep, Norfolk:	5/8-5/10/15 @NOR (3G)	2017	3-3	2-1	1-2

### 2017 BISONS VS. NORFOLK SEASON SERIES REVIEW

Date	Opp.	Score	W/L	Record	WP	LP	Save	Attendance	Time
4/18	vNOR	4-3	W	8-3	Smith, Murphy	Ynoa, Gabriel	Girodo, Chad	4,680	2:45
4/19	vNOR	5-9	L	8-4	Rodriguez, Richard	Grube, Jarrett	Yacabonis, Jimmy	4,331	3:22
4/26(G1)	@NOR	0-4 (7)	L	11-5	Lee, Chris	Santos, Luis	-	3,065	1:32
4/26(G2)	vNOR	2-1 (7)	W	12-5	Grube, Jarrett	Stewart, Zach	Beliveau, Jeff	-	1:58
4/27(G1)	@NOR	3-0 (7)	W	13-5	Bolsinger, Mike	Wright, Mike	Stilson, John	3,824	2:10
4/27(G2)	@NOR	1-2 (7)	L	13-6	Crichton, Stefan	Browning, Wil	Yacabonis, Jimmy	-	1:59

## PAWTUCKET RED SOX - IL NORTH DIVISION

### CLUB DIRECTORY

### McCoy Stadium

Ben Mondor Way  
Pawtucket, RI 02860  
(401) 724-7300

PawSox.com

@PawSox • Facebook.com/GoPawSox



Chairman: Larry Lucchino  
President: Dr. Charles Steinberg  
Executive VP/General Manager: Dan Rea III

PR Contact: Bill Wanless  
(401) 724-7305 pr@PawSox.com

Announcer: Will Flemming, Josh Maurer  
Press Box Phone: (401) 724-7305

### BOSTON RED SOX

Triple-A affiliate since 1973 (46 seasons)

### 2018 COACHING STAFF

Field Manager: Kevin Boles  
Pitching Coach: Kevin Walker  
Coach: Bruce Crabbe  
Coach: Rich Gedman  
Athletic Trainer: Erik Velazquez

### BISONS VS. PAWTUCKET SERIES INFORMATION

			Last 10 Seasons		
			Record	Home	Road
2017 vs. PAW:	9-9 (.500)				
2017 in Buffalo:	4-3 (.571)	Year			
2017 at Pawtucket:	5-6 (.455)	2008	10-6	5-3	5-3
Modern Era ('85) vs. PAW:	172-173 (.499)	2009	7-9	4-4	3-5
Return to IL ('98) vs. PAW:	159-165 (.491)	2010	8-8	4-4	4-4
vs. PAW at Coca-Cola Field:	93-75 (.554)	2011	4-11	3-5	1-6
vs. PAW at McCoy Stadium:	78-98 (.443)	2012	7-9	2-6	5-3
Road games vs. PAW (Modern Era):	79-98 (.446)	2013	7-9	5-3	2-6
Longest Win Streak, Bisons:	9G (2007)	2014	6-10	4-4	2-6
Longest Win Streak, Pawtucket:	7G (2011)	2015	9-8	3-5	6-3
Last 3/4G Sweep, Bisons:	7/24-7/26/15 @PAW (3G)	2016	8-10	5-4	3-6
Last 3/4G Sweep, Pawtucket:	7/17-7/20/14 @PAW (4G)	2017	9-9	4-3	5-6

### 2017 BISONS VS. PAWTUCKET SEASON SERIES REVIEW

Date	Opp.	Score	W/L	Record	WP	LP	Save	Attendance	Time
5/19	vPAW	7-5 (13)	W	22-17	Parmley, Ian	Miller, Mike	-	12,380	4:28
5/20	vPAW	3-5	L	22-18	Maddox, Austin	Stilson, John	-	7,486	2:40
5/21	vPAW	2-1	W	23-18	Dermody, Matt	Owens, Henry	Smith, Murphy	6,529	2:45
6/08	@PAW	0-11	L	31-27	Haviland, Shawn	House, TJ	-	5,585	2:21
6/09	@PAW	3-7	L	31-28	Beeks, Jalen	Valdez, Cesar	-	5,720	2:38
6/10	@PAW	3-0	W	32-28	Bolsinger, Mike	Callahan, Jamie	Campos, Leonel	11,959	2:26
6/11	@PAW	2-3	L	32-29	Walden, Marcus	Santos, Luis	Maddox, Austin	8,615	2:18
7/07	@PAW	5-0	W	38-50	Santos, Luis	Kendrick, Kyle	-	5,273	3:06
7/08	@PAW	0-3	L	38-51	Olmos, Edgar	Rowley, Chris	Callahan, Jamie	9,246	2:22
7/09	@PAW	1-2 (11)	L	38-52	Walden, Marcus	Smith, Chris	-	5,715	3:13
8/21	@PAW	6-3	W	58-70	Ramirez, Carlos	Olmos, Edgar	-	5,997	3:04
8/22	@PAW	6-2	W	59-70	Biagini, Joe	Elias, Roenis	Campos, Leonel	6,502	2:49
8/23	@PAW	3-5	L	59-71	Smith, Carson	Girodo, Chad	Maddox, Austin	5,907	2:31
8/24	@PAW	8-3	W	60-71	Anderson, Brett	Beeks, Jalen	-	5,832	2:48
8/28	vPAW	0-2	L	61-74	Kendrick, Kyle	Smith, Murphy	Maddox, Austin	9,797	2:32
8/29	vPAW	4-0	W	62-74	Tepesch, Nick	Beeks, Jalen	-	8,166	2:33
8/30	vPAW	5-7 (12)	L	62-75	Shepherd, Chandler	Browning, Wil	-	16,463	3:35
8/31	vPAW	4-2	W	63-75	Smith, Chris	Smith, Carson	Campos, Leonel	13,104	2:31

## ROCHESTER RED WINGS - IL NORTH DIVISION

### CLUB DIRECTORY

#### Frontier Field

One Morrie Silver Way  
Rochester, NY 14608  
(585) 454-1001  
RedWingsBaseball.com  
@RocRedWings  
Facebook.com/RocRedWings



President/CEO/COO: Naomi Silver  
General Manager: Dan Mason

PR Contact: Nate Rowan  
(585) 454-1001 x3006 NateR@RedWingsBaseball.com

Announcer: Josh Whetzel  
Press Box Phone: (585) 454-1001 x3095

### MINNESOTA TWINS

Triple-A affiliate since 2003 (16 seasons)

### 2018 COACHING STAFF

Field Manager: Joel Skinner  
Pitching Coach: Stu Cliburn  
Coach: Chad Allen  
Coach: Mike McCarthy  
Athletic Trainer: Chris Johnson

### BISONS VS. ROCHESTER SERIES INFORMATION

2017 vs. ROC:	5-12 (.294)	Last 10 Seasons			
2017 in Buffalo:	4-7 (.364)	Year	Record	Home	Road
2017 at Rochester:	1-5 (.167)	2008	5-11	3-5	2-6
Modern Era ('85) vs. ROC:	181-165 (.523)	2009	6-10	3-5	3-5
Return to IL ('98) vs. ROC:	173-151 (.534)	2010	11-5	5-3	6-2
vs. ROC at Coca-Cola Field:	101-76 (.571)	2011	10-6	6-2	4-4
vs. ROC at Frontier Field ('97):	78-80 (.494)	2012	9-7	5-3	4-4
Road games vs. ROC (Modern Era):	80-89 (.473)	2013	9-7	5-3	4-4
Longest Win Streak, Bisons:	8G (2000-2001)	2014	10-6	6-2	4-4
Longest Win Streak, Rochester:	7G (twice)	2015	7-10	5-4	2-6
Last 3/4G Sweep, Bisons:	4/27-4/29/12 @BUF (3G)	2016	8-11	5-5	3-6
Last 3/4G Sweep, Rochester:	6/19-6/21/17 @ROC (3G)	2017	5-12	4-7	1-5

### 2017 BISONS VS. ROCHESTER SEASON SERIES REVIEW

Date	Opp.	Score	W/L	Record	WP	LP	Save	Attendance	Time
4/10	vROC	9-4	W	4-0	House, TJ	Wheeler, Jason	Barnes, Danny	6,236	3:16
4/11	vROC	0-5	L	4-1	Slegers, Aaron	Stilson, John	-	4,499	2:45
4/12	vROC	5-2	W	5-1	Dermody, Matt	Hurlbut, David	Campos, Leonel	4,350	2:49
4/13	vROC	1-2 (10)	L	5-2	Wimmers, Alex	Barnes, Danny	-	5,105	2:39
5/03(1)	vROC	3-5 (7)	L	14-9	Hurlbut, David	Grube, Jarrett	Wimmers, Alex	-	2:22
5/03(2)	vROC	4-1 (7)	W	15-9	Lawrence, Casey	Turley, Nik	Campos, Leonel	4,310	2:14
6/19	@ROC	0-7	L	34-35	Hurlbut, David	Oberholtzer, Brett	-	3,957	2:40
6/20	@ROC	3-4	L	34-36	Slegers, Aaron	House, TJ	Pressly, Ryan	4,323	2:35
6/21	@ROC	1-3	L	34-37	Melotakis, Mason	Santos, Luis	Hildenberger, Trevor	5,090	2:47
6/26(1)	vROC	3-4 (7)	L	35-41	Hurlbut, David	Dermody, Matt	Reed, Jake	-	2:22
6/26(2)	vROC	2-4 (7)	L	35-42	Slegers, Aaron	Valdez, Cesar	Pressly, Ryan	5,098	2:09
6/27	vROC	2-3	L	35-43	Baxendale, D.J.	Harrell, Lucas	Tonkin, Michael	5,771	3:01
6/28	vROC	3-0	W	36-43	Bolsinger, Mike	Tracy, Matt	Sparkman, Glenn	6,524	2:24
6/29	vROC	4-5	L	36-44	Pressly, Ryan	Rowley, Chris	Curtiss, John	6,018	3:11
8/25	@ROC	2-1 (11)	W	61-71	Campos, Leonel	Pino, Yohan	-	9,564	3:18
8/26	@ROC	3-6	L	61-72	Hurlbut, David	Oberholtzer, Brett	Reed, Jake	7,545	2:51
8/27	@ROC	3-4	L	61-73	Slegers, Aaron	Rowley, Chris	Tonkin, Michael	7,246	2:22

## SCRANTON/WILKES-BARRE RAILRIDERS - IL NORTH DIVISION

### CLUB DIRECTORY

#### PNC Field

235 Montage Mountain Rd.

Moosic, PA 18507

(570) 969-2255

SWBRailRiders.com

@SWBRailRiders

Facebook.com/SWBRailRiders



President & General Manager:  
CFO & Controller

Josh Olerud  
Scott A'Hara

PR Contact:  
(570) 558-4637

Adam Marco  
AMarco@SWBRailRiders.com

Announcers:  
Press Box Phone:

Adam Marco, Adam Giardino  
(570) 558-4648

**NEW YORK YANKEES**  
Triple-A affiliate since 2007 (12 seasons)  
**2018 COACHING STAFF**

Field Manager:	Bobby Mitchell
Pitching Coach:	Tommy Phelps
Coach:	Doug Davis
Coach:	Phil Plantier
Coach:	Travis Chapman
Athletic Trainer:	Darren London

### BISONS VS. SCRANTON/WILKES-BARRE SERIES INFORMATION

			Last 10 Seasons		
			Record	Home	Road
2017 vs. SWB:	7-13 (.350)				
2017 in Buffalo:	3-8 (.273)	Year			
2017 at Scranton/Wilkes-Barre:	4-5 (.455)	2008	6-10	5-3	1-7
Modern Era ('85) vs. SWB:	161-181 (.471)	2009	6-10	2-6	4-4
Return to IL ('98) vs. SWB:	153-176 (.465)	2010	8-8	3-5	5-3
vs. SWB at Coca-Cola Field:	84-93 (.475)	2011	6-10	3-5	3-5
vs. SWB at PNC Field ('07):	36-45 (.444)	2012	5-11	1-7	4-4
Road games vs. SWB (Modern Era):	79-88 (.473)	2013	8-8	4-4	4-4
Longest Win Streak, Bisons:	6G (1998)	2014	9-7	5-3	4-4
Longest Win Streak, Scranton/Wilkes-Barre:	8G (2016)	2015	8-9	3-6	5-3
Last 3/4G Sweep, Bisons:	4/8-4/9(DH)/17 @BUF (3G)	2016	5-16	1-9	4-6
Last 3/4G Sweep, Scranton/WB:	7/13-7/16/17 @BUF (4G)	2017	7-13	3-8	4-5

### 2017 BISONS VS. SCRANTON/WILKES-BARRE SEASON SERIES REVIEW

Date	Opp.	Score	W/L	Record	WP	LP	Save	Attendance	Time
4/08	vSWB	4-2	W	1-0	Grube, Jarrett	Barbato, Johnny	Barnes, Danny	7,418	2:45
4/09(1)	vSWB	4-3 (7)	W	2-0	Browning, Wil	Heller, Ben	-	-	2:02
4/09(2)	vSWB	9-6 (7)	W	3-0	Beliveau, Jeff	Jones, Tyler	Smith, Chris	8,111	2:13
4/14	@SWB	2-1	W	6-2	Browning, Wil	Heller, Ben	Girodo, Chad	3,198	2:41
4/15	@SWB	10-2	W	7-2	House, TJ	Cessa, Luis	-	3,410	2:50
4/16	@SWB	1-3	L	7-3	Green, Chad	Bolsinger, Mike	Heller, Ben	3,196	2:16
6/16	vSWB	1-8	L	34-31	Acevedo, Domingo	Santos, Luis	-	10,836	2:57
6/17(1)	vSWB	2-6 (7)	L	34-32	Adams, Chance	Bolsinger, Mike	Mantiply, Joe	-	2:16
6/17(2)	vSWB	0-4 (7)	L	34-33	Rosa, Adonis	Girodo, Chad	-	8,435	1:58
6/18	vSWB	0-2 (8)	L	34-34	Smith, Caleb	Sparkman, Glenn	-	9,943	3:52
7/04	@SWB	0-7	L	37-48	Smith, Caleb	Oberholtzer, Brett	Lail, Brady	10,000	2:36
7/05	@SWB	1-3	L	37-49	Mitchell, Bryan	House, TJ	Jones, Tyler	5,558	2:07
7/06	@SWB	3-4 (11)	L	37-50	Mantiply, Joe	Smith, Murphy	-	4,947	3:20
7/13	vSWB	1-6	L	38-53	Cessa, Luis	House, TJ	Lail, Brady	7,386	2:26
7/14	vSWB	1-3	L	38-54	Gallegos, Giovanni	Howell, J.P.	Rumbelow, Nick	11,237	2:35
7/15	vSWB	1-2	L	38-55	Feyereisen, J.P.	Mayza, Tim	Jones, Tyler	9,153	2:45
7/16	vSWB	0-5	L	38-56	Cortes, Nestor	Oberholtzer, Brett	-	8,945	2:30
8/01	@SWB	1-5	L	45-64	Adams, Chance	Rowley, Chris	-	7,405	2:30
8/02	@SWB	3-1	W	46-64	House, TJ	Mitchell, Bryan	Smith, Chris	5,899	2:26
8/03	@SWB	4-2	W	47-64	Tepesch, Nick	Smith, Caleb	Campos, Leonel	6,897	2:55



## SYRACUSE CHIEFS - IL NORTH DIVISION

### CLUB DIRECTORY

### NBT Bank Stadium

One Tex Simone Dr.  
Syracuse, NY 13208  
(315) 474-7833  
SyracuseChiefs.com

@SyracuseChiefs • Facebook.com/SyracuseChiefs



COO: Jeff Wilpon  
General Manager: Jason Smorol

PR Contact: Eric Gallanty  
(315) 474-7833 EGallanty@SyracuseChiefs.com

Announcers: Eric Gallanty  
Press Box Phone: (315) 474-7833

### WASHINGTON NATIONALS

Triple-A affiliate since 2009 (10 seasons)

### 2018 COACHING STAFF

Field Manager: Randy KNorr  
Pitching Coach: Brad Holman  
Hitting Coach: Brian Daubach  
Athletic Trainer: Eric Montague

### BIONS VS. SYRACUSE SERIES INFORMATION

			Last 10 Seasons		
			Year	Record	Home Road
2017 vs. SYR:	9-9 (.500)				
2017 in Buffalo:	4-4 (.500)				
2017 at Syracuse:	5-5 (.500)	2008	7-9	2-6	5-3
Modern Era ('85) vs. SYR:	181-168 (.520)	2009	4-12	2-6	2-6
Return to IL ('98) vs. SYR:	171-158 (.520)	2010	6-10	3-5	3-5
vs. SYR at Coca-Cola Field:	88-83 (.515)	2011	4-12	2-6	2-6
vs. SYR at NBT Bank Stadium ('97):	87-80 (.521)	2012	10-6	6-2	4-4
Road games vs. SYR (Modern Era):	92-85 (.520)	2013	11-5	3-5	8-0
Longest Win Streak, Bions:	9G (2002)	2014	7-9	3-5	4-4
Longest Win Streak, Syracuse:	11G (1998-1999)	2015	12-9	6-5	6-4
Last 3/4G Sweep, Bions:	4/15-4/18/13 @SYR(4G)	2016	10-8	7-3	3-5
Last 3/4G Sweep, Syracuse:	4/24-4/27/09 @BUF (4G)	2017	9-9	4-4	5-5

### 2017 BIONS VS. SYRACUSE SEASON SERIES REVIEW

Date	Opp.	Score	W/L	Record	WP	LP	Save	Attendance	Time
5/08	@SYR	9-3	W	17-11	Campos, Leonel	Ross, Greg	Girodo, Chad	1,459	2:43
5/09	@SYR	4-8	L	17-12	Cotts, Neal	Beliveau, Jeff	-	1,842	2:49
5/10	@SYR	7-1	W	18-12	Valdez, Cesar	Hill, Taylor	-	8,852	2:27
5/15	vSYR	8-6	W	19-16	Beliveau, Jeff	Nathan, Joe	Browning, Wil	4,820	2:41
5/16	vSYR	6-3	W	20-16	Dermody, Matt	Grace, Matt	Smith, Murphy	4,561	2:27
5/17	vSYR	5-7	L	20-17	Ross, Joe	House, TJ	Nathan, Joe	5,049	2:46
5/18	vSYR	4-3	W	21-17	Dermody, Matt	Cotts, Neal	Smith, Chris	4,608	2:39
6/22	@SYR	6-7	L	34-38	Adams, Austin	Smith, Chris	-	5,687	3:02
6/23	@SYR	1-2	L	34-39	Long, Jaron	Sparkman, Glenn	Adams, Austin	3,502	2:04
6/24	@SYR	5-6	L	34-40	Suero, Wander	Stilson, John	-	6,269	3:09
6/25	@SYR	7-5	W	35-40	Sparkman, Glenn	Suero, Wander	Smith, Chris	4,764	2:58
6/30	vSYR	1-8	L	36-45	Hill, Taylor	House, TJ	-	8,088	2:23
7/01	vSYR	0-5	L	36-46	Jackson, Edwin	Valdez, Cesar	-	7,179	2:46
7/02	vSYR	2-5	L	36-47	Cole, A.J.	Sanchez, Aaron	Gott, Trevor	8,366	2:37
7/03	vSYR	6-2	W	37-47	Rowley, Chris	Fedde, Erick	-	16,647	2:31
9/01	@SYR	4-0	W	64-75	Girodo, Chad	Turner, Jacob	Beliveau, Jeff	4,720	2:54
9/02	@SYR	1-2	L	64-76	Suero, Wander	Browning, Wil	-	5,104	2:56
9/04	@SYR	3-2	W	65-76	Carkuff, Jared	Valdez, Phillips	Bolsinger, Mike	6,564	2:35

## TOLEDO MUD HENS - IL WEST DIVISION

### CLUB DIRECTORY

#### Fifth Third Field

406 Washington St.  
Toledo, OH 43604  
(419) 725-4367  
MudHens.com  
@MudHens  
Facebook.com/MudHens



President/CEO: Joe Napoli  
General Manager/Executive VP: Erik Ibsen

PR Contact: Andi Roman  
(419) 725-9252 ARoman@MudHens.com

Announcers: Jim Weber, Matt Melzak  
Press Box Phone: (419) 725-4701

#### DETROIT TIGERS

Triple-A affiliate since 1987 (32 seasons)

#### 2018 COACHING STAFF

Field Manager: Doug Mientkiewicz  
Pitching Coach: Jeff Pico  
Coach: Basilio Cabrera  
Coach: Brian Harper  
Athletic Trainer: Chris McDonald

### BISONS VS. TOLEDO SERIES INFORMATION

2017 vs. TOL:	5-2 (.714)	<b>Last 10 Seasons</b>		
2017 in Buffalo:	2-1 (.667)	<b>Year</b>	<b>Record</b>	<b>Home</b>
2017 at Toledo:	3-1 (.750)			<b>Road</b>
Modern Era ('85) vs. TOL:	93-85 (.522)	2008	5-3	2-2
Return to IL ('98) vs. TOL:	81-76 (.516)	2009	2-6	2-2
vs. TOL at Coca-Cola Field:	50-38 (.568)	2010	2-6	2-2
vs. TOL at Fifth Third Field ('02):	27-36 (.429)	2011	4-4	3-1
Road games vs. TOL (Modern Era):	43-47 (.478)	2012	4-4	2-2
Longest Win Streak, Bisons:	8G (2001-2002)	2013	3-5	1-2
Longest Win Streak, Toledo:	6G (2010)	2014	3-5	2-2
Last 3/4G Sweep, Bisons:	5/28-5/31/01 @TOL (4G)	2015	4-4	2-2
Last 3/4G Sweep, Toledo:	7/23-7/26/10 @TOL (4G)	2016	3-3	2-1
		2017	5-2	2-1
				3-1

### 2017 BISONS VS. TOLEDO SEASON SERIES REVIEW

Date	Opp.	Score	W/L	Record	WP	LP	Save	Attendance	Time
5/30	√TOL	6-4	W	27-22	Beliveau, Jeff	Vasquez, Anthony	Campos, Leonel	6,495	2:57
5/31	√TOL	4-1	W	28-22	Santos, Luis	Bell, Chad	-	5,805	2:33
6/01	√TOL	2-5	L	28-23	Farmer, Buck	Oberholtzer, Brett	Mujica, Edward	16,074	2:48
8/10	@TOL	3-6	L	51-67	Lewicki, Artie	Santos, Luis	-	6,074	3:00
8/11	@TOL	5-2	W	52-67	Oberholtzer, Brett	Jaye, Myles	Stilson, John	9,872	2:45
8/12	@TOL	6-2 (12)	W	53-67	Girodo, Chad	Alaniz, Ruben	-	11,200	4:06
8/13	@TOL	10-4	W	54-67	House, TJ	Turley, Josh	-	9,527	2:43

# BISONS

## HISTORY & RECORDS

---






## BUFFALO BISONS RETIRED NUMBERS



### OLLIE CARNEGIE

#6


Carnegie was the most popular player and greatest offensive performer in the history of professional baseball in Buffalo. He played 12 years with the Bisons (1931-1941, 1945) and is Buffalo's all-time leader with 258 home runs (2nd in International League behind only Mike Hessman) and 1,044 RBI. Carnegie led the Bisons in home runs and RBI seven times (1932-1935, 1937-1939) and the IL twice (1938, 1939). His 45 home runs in 1938 remain a club record. A lifetime .308 hitter, Carnegie also owns the Bisons records for games (1,273), hits (1,362) and doubles (249) even though he didn't join the team until he was 32 years old. Carnegie was in the inaugural class for both the International League (1947) and Buffalo Baseball Hall of Fame.



### LUKE EASTER

#25

Luscious Easter was a slugging first baseman whose long home runs and colorful style of play captured the hearts of Bisons fans from 1956 through 1959. Easter, who was the first black player to play for Buffalo since 1888, hit over 35 homers and drove more than 100 runs for three consecutive seasons in Buffalo. He led the International League in home runs at RBI in both 1956 (35 homers, 106 RBI) and 1957 (40 home runs, 128 RBI). All told, Easter hit 114 home runs and drove in 353 runs with the Bisons. Of his many memorable games, Easter will always be remembered as the first player ever to hit a home run over the scoreboard at Offermann Stadium. Easter is also a member of the International League Hall of Fame and the Buffalo Baseball Hall of Fame.



### JEFF MANTO

#30

One of the most well-known players of the Bisons modern era, Manto played for the Bisons during parts of four seasons (1997-2000). He is the Bisons modern era Home Run King with his 79 home runs. Manto joined the Bisons in June of 1997 and hit 20 homers and had 54 RBI in just 54 games. He was named American Association Batter-of-the-Week an unprecedented four times in six weeks. On July 12, 1997 against the Iowa Cubs, he became the first player to hit three home runs in one game at Coca-Cola Field. Manto added 23 homers in 1998, helping propel the Bisons to a Governors' Cup Championship. In the inaugural Triple-A World Series, Manto led all batters with a .533 batting average. He's a member of the International League Hall of Fame and the Buffalo Baseball Hall of Fame.



## Buffalo Baseball Hall of Fame

The Buffalo Baseball Hall of Fame represents such persons who have made a significant contribution to Buffalo professional baseball, or such Western New Yorkers who have made a meaningful contribution to professional baseball generally. The Buffalo Baseball Hall of Fame was established in 1985 in conjunction with Buffalo Baseball's 100th anniversary celebration. Each year the Hall of Fame Committee nominates names for suggested induction onto the preliminary ballot. Finalists are selected by a secret ballot, where a three-quarters vote of the committee is required for induction.

### BUFFALO BASEBALL HALL OF FAME ROSTER (98 MEMBERS)

<u>Name</u>	<u>Inducted</u>	<u>Name</u>	<u>Inducted</u>	<u>Name</u>	<u>Inducted</u>
Roger Baker	1985	Bucky Crouse	1991	Joseph Caffie	2000
Dan Brouthers*	1985	Jake Gettman	1991	"Bill" Mazer	2000
Ollie Carnegie	1985	Coaker Triplett	1991	Stan Barron	2001
Luke Easter	1985	Terry Collins	1992	Torey Lovullo	2003
James Galvin*	1985	Joe DeSa	1992	Jeff Manto	2003
Fred Hutchinson	1985	John T. Groth	1992	Tom Prince	2004
Billy Kelly	1985	James O. Murray	1992	Rick Reed	2006
Joseph McCarthy*	1985	James H. O'Rourke*	1992	Don Colpoys	2007
Francis J. Offermann	1985	Robert E. Rich, Sr.	1992	Bill Selby	2007
Warren Spahn*	1985	Vince McNamara	1993	Dave Clark	2008
John Stiglmeier	1985	Robert E. Rich, Jr.	1993	Brian Graham	2008
Del Bissonette	1986	Hal White	1993	Carlos Garcia	2009
Frank Carswell	1986	Bill Harris	1994	Dave Hollins	2009
Jimmy Collins*	1986	Sal Maglie	1994	Duke McGuire	2010
George Stallings	1986	Al Moore	1994	Richie Sexson	2010
Bob Stedler	1986	Joe Overfield	1994	Tony Pena	2011
Ollie Tucker	1986	Sibby Sisti	1994	Jim Rosenhaus	2011
Deacon White*	1986	Babe Birrer	1995	Brian Giles	2012
Kerby Farrell	1987	Joe Brown	1995	Russ Morman	2012
Marvin Jacobs	1987	Rick Lancellotti	1995	Mike Harrington	2013
Rube Kisinger	1987	Buddy Rosar	1995	Dave Roberts	2013
Donald V. Labbruzzo	1987	Cy Williams	1995	Ernie Young	2013
Jim Franklin	1988	Joe Alli	1996	Bob Miske	2014
Frank Gilhooley	1988	Steve Farr	1996	Greg Tubbs	2014
Frank Grant*	1988	Ralph Hubbell	1996	Eric Wedge	2014
James D. Griffin	1988	Cy Kritzer	1996	Chris Coste	2015
Greg Mulleavy	1988	Frank Pytlak	1996	Greg LaRocca	2015
Dan Carnevale	1989	Mike Billoni	1997	Kevin Lester	2015
Bill Clymer	1989	George Daddario	1997	Alex Ramirez	2016
Pancho Herrera	1989	Mayo Smith	1998	Ted Savage	2016
Frank McGowan	1990	Dorn Taylor	1998	Jason Jacome	2017
Ray Schalk*	1990	Melinda R. Rich	1999	Mark Ryal	2017
Jimmy Walsh	1990	Peter Weber	1999	*There were no inductees in 2002 or 2005.	

The plaques for all 98 members of the Buffalo Bisons Hall of Fame can be viewed during all Bisons home games at Coca-Cola Field's Hall of Fame History Heritage Room, located on the third base side of the ballpark.

### BUFFALO BASEBALL HALL OF FAME COMMITTEE

The Buffalo Bisons Hall of Fame Committee is comprised of Mike Buczkowski, Tom Burns, Mike Buczkowski, Bob Dicesare, Mike Harrington, Kevin Lester, Duke McGuire, Bob Miske, and Pete Weber. Phil Ranallo, who died in 1986; Joe Alli, who died in 1996; Joe Overfield, who died in 2000; Vince McNamara, who died in 2000; Cy Kritzer, who died in 2004; Dan Carnevale, who died in 2005; Cy Williams, who died in 2006; and George Daddario, who died in 2007, were also members of the committee. Ralph Hubbell retired from the committee in 1998 prior to his death in 2000.

## BUFFALO BISONS IN COOPERSTOWN (21 MEMBERS)



The Buffalo Bisons are well represented in the National Baseball Hall of Fame in Cooperstown, New York. Since 1937, a total of 21 former Bisons players, managers or coaches have been forever enshrined among baseball's elite. In fact, in eight of the nine decades from the 1880s to the 1960s, Bisons fans have been able to watch a future member of the National Baseball Hall of Fame.

<u>Player or Manager</u>	<u>Inducted</u>	<u>Bisons Years</u>	<u>Player or Manager</u>	<u>Inducted</u>	<u>Bisons Years</u>
Connie Mack	1937	1890	John Montgomery Ward	1964	1877
Charles Radbourne	1939	1880	Jim Galvin	1965	1878-85; 94
Jimmy Collins	1945	1893-94	Lou Boudreau	1970	1939
Jim O'Rourke	1945	1881-84	Bucky Harris	1975	1918-19; 44-45
Dan Brouthers	1945	1881-85	Johnny Bench	1989	1966-67
Herb Pennock	1948	1916	Ferguson Jenkins	1991	1962
Joe Tinker	1946	1930	Jim Bunning	1996	1953; 55
Bill Dickey	1954	1928	Frank Grant	2006	1886-1888
Gabby Hartnett	1955	1946	Deacon White	2012	1881-85; 90
Ray Schalk	1955	1932-37; 50	Jim Thome	2018	1998
Joe McCarthy	1957	1914-15			

## BUFFALO BISONS IN THE INTERNATIONAL LEAGUE HALL OF FAME (31 MEMBERS)

In 1947, the International League started its Hall of Fame by inducting a group of nine former players, managers and League officials. Over the next 16 years, 51 individuals were honored with induction. Following 1963, the IL Hall of Fame would be dormant for more than four decades. Then in 2007, in preparation for the League's 125th anniversary season, the IL Hall of Fame was formally revived with the induction of two former League presidents.

In 2008, a historic class of 27 individuals, including six former Buffalo Bisons players, were inducted into the International League Hall of Fame. The Bisons had four more inductions in 2009 and two in 2010 as the IL concluded a three-year revitalization plan for its Hall of Fame.

In 2018, former Bisons slugger and minor league baseball home run king Mike Hessman will become the 31st former Bison to be inducted into the IL Hall of Fame.



<u>Player or Manager</u>	<u>Inducted</u>	<u>Bisons Years</u>	<u>Player or Manager</u>	<u>Inducted</u>	<u>Bisons Years</u>
Ollie Carnegie	1947	1931-41;45	Frank Gilhooley, Sr.	2008	1914-15; 20-21
Frank McGowan	1947	1934-37	Pancho Herrera	2008	1959; 62
Steve O'Neill	1947	1938-40	Ollie Tucker	2008	1930-35
Herb Pennock	1948	1916	"Rabbit" Whitman	2008	1926-27
Alphonse Thomas	1948	1918-20	Archie Wilson	2008	1951
George Toporcer	1949	1951	Red Barrett	2009	1951
Bill Murray	1952	1886	Steve Demeter	2009	1955, 79-80
George Wiltse	1952	1918-19;18-24	Rube Kisinger	2009	1904-1910
Fred Hutchinson	1954	1940-41	Joe Knight	2009	1899
Bill Kelly	1954	1922-26;28;30	Frank Carswell	2010	1946; 51-54
Joe McCarthy	1956	1914-15	Coaker Triplett	2010	1946-51
Jimmy Walsh	1958	1925-26	Jeff Manto	2014	1997-2000
George Stallings	1959	1902-06; 11-12	Marc Bombard	2015	1992
Pat Powers	1961	1891	Don Labbruzzo	2015	1958-60; 70
Joe Brown	1962	1933	Mike Hessman	2018	2010
Luke Easter	2008	1956-59			

## POST SEASON LEAGUE PLAYER/EXECUTIVE AWARDS

### MOST VALUABLE PLAYER

Year	Player	Statistics
1936	CF -Frank McGowan	139G, .356, 23HR, 111RBI
1938	LF -Ollie Carnegie	142G, .330, 45HR, 136RBI
1941	P -Freddie Hutchinson	26-7, 2.44ERA
1951	OF -Archie Wilson	151G, .316, 28HR, 112RBI
1957	SS -Mike Baxes	154G, .303, 13HR, 76RBI
1959	1B -Frank Herrera	151G, .329, 37HR, 128RBI
1961	OF -Ted Savage	149G, .325, 24HR, 65RBI
2004	SS -Jhonny Peralta	138G, .326, 15HR, 86RBI
2015	3B -Matt Hague	136G, .338, 11HR, 92RBI

### MOST VALUABLE PITCHER

Year	Player	Statistics
1986*	Peter Filson	14-3, 2.27ERA, 139.0IP, 81K
1991*	Rick Reed	14-4, 2.15ERA, 167.2IP, 102K

### ROOKIE OF THE YEAR

Year	Player	Statistics
1957	P -Walter Craddock	7-5, 2.76ERA
1960	SS -Bob Wine	154G, .269, 8HR, 53RBI
1992*	3B -Kevin Young	137G, .314, 8HR, 65RBI

### MANAGER OF THE YEAR

Year	Manager	Place	Record	Pct.
1992*	Marc Bombard	1st	87-57	.604
2000	Joel Skinner	1st	86-59	.593
2001	Eric Wedge	1st	91-51	.641
2004	Marty Brown	1st	83-61	.576

\*American Association Awards.

All other awards are from the International League

### ADMINISTRATIVE AWARDS

1986\*

**Robert E. Rich Jr.**  
Executive of the Year

1988\*

**Robert E. Rich Jr.**  
Executive of the Year

1991\*

**Robert E. Rich Jr.**  
Executive of the Year

1991

**Buffalo Bisons**  
Baseball America's Bob Freitas Award  
(overall Operational Excellence)

1992

**Buffalo Bisons**  
John H. Johnson Presidents' Trophy  
(Most Complete Franchise)

2001

**Buffalo Bisons**  
Baseball America's Bob Freitas Award  
(overall Operational Excellence)

2012

**Frank Mooney**  
Spirit of the International League Award

## POST SEASON LEAGUE ALL-STARS

Year	Player	Statistics	Year	Player	Statistics
1985	C Joe Skinner	115G, .241, 12HR, 59RBI	1996	SS Damian Jackson	134G, .257, 12HR, 49RBI
1985	UTL Steve Christmas	127G, .298, 16HR, 56RBI	1996	OF Nigel Wilson	128G, .299, 30HR, 95RBI*
1986	1B Joe DeSa	130G, .284, 17HR, 83RBI	1996	OF Brian Giles	83G, .314, 20HR, 64RBI
1986	OF Daryl Boston	96G, .303, 5HR, 41RBI	1997	1B Richie Sexson	115G, 260, 31HR*, 88RBI
1986	P Pete Filson	14-3, 2.27ERA*, 139.0IP, 81K	1997	OF Bruce Aven	121G, .287, 17HR, 77RBI
1987	OF Dave Clark	108G, .340, 30HR, 80RBI	1998	C Einar Diaz	115G, .313, 8HR, 63RBI
1988	SS Felix Fermin	87G, .261, 31RBI	1998	SS Jolbert Cabrera	129G, .318, 10HR, 45RBI
1988	P Dorn Taylor	10-8, 2.14ERA*, 139.0IP, 65K	1998	OF Alex Ramirez	121G, .299, 34HR, 103RBI
1989	DH Steve Henderson	100G, .298, 7HR, 45RBI	2000	UTL Bill Selby	100G, .276, 21HR, 86RBI
1989	P Morris Madden	12-8, 3.39ERA, 130.0IP, 94K	2001	OF Karim Garcia	125G, .264, 31HR, 85RBI
1990	1B Orlando Merced	101G, .262, 9HR, 55RBI	2003	OF Alex Escobar	118G, .251, 24HR, 78RBI
1990	DH Mark Ryal	109G, .334*, 9HR, 49RBI	2004	SS Jhonny Peralta	138G, .326, 15HR, 86RBI
1990	P Dorn Taylor	14-6, 2.91ERA, 195.0IP, 112K	2004	DH Ernie Young	115G, .299, 27HR, 100RBI
1992	SS Carlos Garcia	113G, .303, 13HR, 70RBI	2005	UTL Ryan Garko	127G, .303, 19HR, 77RBI
1992	OF Al Martin	125G, .305, 20HR, 59RBI	2006	OF Jason Dubois	121G, .275, 22HR, 87RBI
1993	P Roy Smith	15-11, 4.13ERA, 167.2IP, 87K	2007	OF Ben Francisco	95G, .318*, 12HR, 51RBI
1993	P Tony Menendez	2.42ERA, 24SV, 63.1IP, 48K	2013	DH Mauro Gomez	110G, .249, 29HR*, 73RBI
1995	P Joe Roa	17-3, 3.50ERA, 164.2IP, 93K	2014	OF Kevin Pillar	100G, .323, 10HR, 59RBI
1995	P Eric Bell	13-9, 3.90ERA, 161.1IP, 86K	2014	RHP Bobby Korecky	1.97ERA, 22SV*, 64.0IP, 60K
1995	OF Brian Giles	123G, .310, 15HR, 67RBI	2015	3B Matt Hague	136G, .338*, 11HR, 92RBI
1996	P Brian Anderson	11-5, 3.59ERA, 128.0IP, 85K	2016	DH Jesus Montero	126G, .317, 11HR, 60RBI
1996	2B Casey Candaele	94G, .311, 6HR, 37RBI			

1985-1997 are from the American Association. 1998-present are from the International League

## THE TRIPLE-A ALL-STAR GAME



The first ever Triple-A All-Star Game was played on July 13, 1988 before a sold out crowd at Buffalo's Pilot Field. The American League defeated the National League, 2-1.

Twenty-five years later, Coca-Cola Field once again hosted the annual event that included an All-Star Home Run Derby won by Bisons' DH Valentino Pascucci two days before the Pacific Coast League's 3-0 win over the International League in the 2012 Triple-A All-Star Game. Once again, the game was played in front of a sold-out crowd.



## BUFFALO BISONS IN THE TRIPLE-A ALL-STAR GAME

From 1988-1997, the All-Star teams were comprised of players from the American Association, International League and Pacific Coast League with players playing on the team represented by their Major League affiliation (AL vs. NL). In 1998, after the American Association dissolved, the teams were divided by International League vs. Pacific Coast League membership.

<b>1988 Pilot Field, Buffalo, NY</b> Benny Distefano - OF (0-3, BB) Tom Prince - C (0-2) Carlos Ledezma - Trainer	<b>(AL 2, NL 1)</b>	<b>1999 Zephyr Field, New Orleans, LA</b> Russell Branyan - DH (3-5, HR, 2B, R, RBI) -IL MVP David Roberts - OF (1-2) Alex Ramirez - OF (DNP, Cleveland) Jeff Datz - Manager	<b>(PCL 9, IL 5)</b>
<b>1989 Cooper Stadium, Columbus, OH</b> Dorn Taylor - P (2.0IP, 3H, 2R, 1ER, 2K) Jay Bell - SS (0-1) Steve Henderson - DH (DNP, injured)	<b>(NL 8, AL 3)</b>	<b>2000 Frontier Field, Rochester, NY</b> Danny Peoples - 1B (0-2) Bill Selby - UTIL (1-3, R)	<b>(PCL 8, IL 2)</b>
<b>1990 Cashman Field, Las Vegas, NV</b> Dorn Taylor - P (2.2IP, 5H, 2R, 2ER, 1BB, 3K) Steve Carter - OF (0-1) Terry Collins - Coach	<b>(NL 8, AL 5)</b>	<b>2001 Victory Field, Indianapolis, IN</b> Anthony Medrano - SS (0-1) Walter 'Roy' Smith - P (1.0 IP, 1K)	<b>(PCL 9, IL 5)</b>
<b>1991 Cardinal Stadium, Louisville, KY</b> Rick Reed - P (2.0IP, 3H, 3R, 3ER, 1BB) Roger Mason - P (2.0IP, 1H)	<b>(NL 6, AL 5)</b>	<b>2002 Southwestern Bell Bricktown Ballpark, Oklahoma City, OK</b> Chris Coste -1B/C (0-3) Eric Wedge - Manager	<b>(PCL 5, IL 0)</b>
<b>1992 The Diamond, Richmond, VA</b> Carlos Garcia - SS (1-3, RBI, BB) Eddie Zambrano - OF (0-2)	<b>(AL 2, NL 1)</b>	<b>2003 Autozone Ballpark, Memphis, TN</b> Alex Escobar - OF (0-2, RBI) Greg LaRocca - PH (0-1) Jason Stanford - P (1.0IP, 1 H, 1K)	<b>(IL 13, PCL 9)</b>
<b>1993 Albuquerque Sports Stadium, Albuquerque, NM</b> LeRoy 'Roy' Smith - P (2.0IP, 1H)	<b>(NL 14, AL 3)</b>	<b>2004 McCoy Stadium, Pawtucket, RI</b> Jhonny Peralta - SS (0-2) Ernie Young - OF (0-2)	<b>(IL 4, PCL 3 (10))</b>
<b>1994 Greer Stadium, Nashville, TN</b> Rich Aude - 1B (0-3)	<b>(NL 8, AL 5)</b>	<b>2005 Raley Field, Sacramento, CA</b> Ryan Garko - C (0-2) Jake Gautreau - 2B (1-3, R) Jeff Liefer - 1B (1-1, R, HR, 2RBI) Ernie Young - DH (0-2) Fernando Cabrera (DNP, Cleveland) Brandon Phillips (DNP, Cleveland) Marty Brown - Manager	<b>(PCL 11, IL 5)</b>
<b>1995 Lackawanna County Stadium, Moosic, PA</b> Jeremy Burnitz - OF (0-2, R, 2RBI, SB) Luis Lopez - DH (3-5, 3R, 2B, HR, 4RBI) -AA MVP	<b>(AL 9, NL 0)</b>	<b>2006 Fifth Third Field, Toledo, OH</b> Jason Dubois - OF (1-2) Andy Marte - 3B (0-1)	<b>(IL 6, PCL 0)</b>
<b>1996 Franklin Quest Field, Salt Lake City, UT</b> Brian Giles - OF (0-1, BB) Nigel Wilson - OF (0-1) Casey Candaele - 2B (DNP) Brian Graham - Coach	<b>(NL 2, AL 1)</b>	<b>2007 Isotopes Park, Albuquerque, NM</b> Ryan Mulhern - 1B (0-1) Luis Rivas - SS (0-1) Torey Lovullo -1B Coach	<b>(IL 7, PCL 5)</b>
<b>1997 Sec Taylor Stadium, Des Moines, IA</b> Richie Sexson - 1B (0-1) Bruce Aven - OF (0-1)	<b>(AL 5, NL 3)</b>	<b>2008 Louisville Slugger Field, Louisville, KY</b> Rich Rundles - P (1.0IP, 1K)	<b>(PCL 6, IL 5)</b>
<b>1998 Harbor Park, Norfolk, VA</b> Jason Jacome - P (1.0IP, 1R, 0ER, 1K) Jolbert Cabrera - SS (1-2) Torey Lovullo (DNP, injured) Richie Sexson (DNP, Cleveland)	<b>(IL 8, PCL 4)</b>		



## BUFFALO BISONS IN THE TRIPLE-A ALL-STAR GAME

2009	PGE Park, Portland, OR Ken Oberkfell -1B Coach Nelson Figueroa -P (1.0IP, 1H, 2K)	(IL 6, PCL 5)	2014	Durham Bulls Athletic Park, Durham, NC Liam Hendriks -P (GS, W, 2.0IP, H, 4K) - <b>IL Top Star</b> Bobby Korecky -P (0.2IP, H, R, ER, K) Dan Johnson (DNP, Toronto)	(IL 7, PCL 3)
2010	Coca-Cola Park, Lehigh Valley, PA Pat Misch -P (1.0IP, 1BB, 2K)	(IL 2, PCL 1)	2015	Werner Park, Omaha, NE Matt Hague -3B (1-3, RBI) Gregory Infante -P (ND, 0.2 IP, K)	(IL 4, PCL 3)
2011	Spring Mobile Ballpark, Salt Lake City, UT Chris Schwinden -P (1.0IP)	(IL 3, PCL 0)	2016	BB&T Ballpark, Charlotte, NC Dustin Antolin -P (HD, 0.2IP, BB) Jesus Montero -DH (1-4) Ben Rowen -P (HD, 0.2IP) Drew Hutchison (DNP, Toronto)	(IL 4, PCL 2)
2012	Coca-Cola Field, Buffalo, NY Matt Harvey -P (2.0IP, 2K) - <b>IL Top Star</b> Valentino Pascucci -DH (1-1, 2B, 3BB) Fernando Cabrera -P (0.1IP, K) Joe Golia - Trainer	(PCL 3, IL 0)	2017	Cheney Stadium, Tacoma WA Jason Leblebajian -3B (0-4)	(PCL 6, IL 4)
2013	Aces Ballpark, Reno, NV Maruo Gomez -DH (0-3) Jim Negrych -2B (0-3)	(IL 4, PCL 3)			

## BISONS ALL-STAR HOME RUN DERBY PARTICIPANTS

There is a Triple-A Home Run Derby prior to each Tripla-A All-Star Game (only exception was 1992 in Richmond, VA). The host city can determine the number of participants as well as the format (number of outs, number of rounds, etc.). The only league requirement is that a champion can be determined.

The Bisons have had 10 All-Stars compete in the Triple-A Home Run Derby with derby victories by Andy Marte in 2006 in Toledo and Valentino Pascucci in the 25th Triple-A All-Star Game at Coca-Cola Field in 2012.

Year	Bisons All-Star	Host City
1988	Tom Prince	Buffalo, NY
1994	Rich Aude	Nashville, TN
1995	Luis Lopez	Scranton, PA
2000	Bill Selby	Rochester, NY
2004	Ernie Young	Pawtucket, RI
2005	Ernie Young	Sacramento, CA
2006	Andy Marte -WINNER	Toledo, OH
2012	Valentino Pascucci -WINNER	Buffalo, NY
2013	Mauro Gomez	Reno, NV
2016	Jesus Montero	Charlotte, NC



## BUFFALO BISONS END-OF-SEASON TEAM AWARDS

### MOST VALUABLE PLAYER

Named after Stan Barron, who was a legend in Buffalo sports for more than 20 years. Starting in 1967, he hosted the popular "Free Form Sports Show" on WBEN radio. After 21 years as a professional broadcaster, he joined WBEN radio in 1967 as a broadcaster of Bisons' baseball games, and color analyst at Bills football games and Braves basketball games. He also broadcasted for Niagara University and Canisius College. In November 1984, Stan lost a long battle with cancer.

A Stan Barron Most Valuable Player recipient demonstrates outstanding ability, good sportsmanship and dedication.

<b>1985</b>	Steve Christmas	<b>2002</b>	Chris Coste
<b>1986</b>	Joe DeSa	<b>2003</b>	Greg LaRocca
<b>1987</b>	Dave Clark	<b>2004</b>	Jhonny Peralta
<b>1988</b>	Benny Distefano	<b>2005</b>	Andy Abad
<b>1989</b>	Steve Henderson		& Ryan Garko
<b>1990</b>	Mark Ryal	<b>2006</b>	Jason Dubois
<b>1991</b>	Rick Reed		& Ben Francisco
<b>1992</b>	Brian Dorsett	<b>2007</b>	Ryan Mulhern
<b>1993</b>	Russ Morman	<b>2008</b>	Todd Linden
<b>1994</b>	Rich Aude	<b>2009</b>	Jesus Feliciano
<b>1995</b>	Bill Ripken	<b>2010</b>	Lucas Duda
<b>1996</b>	Nigel Wilson	<b>2011</b>	Valentino Pascucci
<b>1997</b>	Richie Sexson & Bruce Aven	<b>2012</b>	Fred Lewis
<b>1998</b>	Alex Ramirez	<b>2013</b>	Mauro Gomez
<b>1999</b>	Bill Selby	<b>2014</b>	Kevin Pillar
<b>2000</b>	David Roberts & Chris Nichting	<b>2015</b>	Matt Hague
<b>2001</b>	Anthony Medrano	<b>2016</b>	Jesus Montero
		<b>2017</b>	Roemon Fields

### MOST VALUABLE PITCHER

Named after Buffalo-native Warren Spahn, who won 363 games and struck out 2,583 batters during his 21-year Hall of Fame Career. To this day, he remains the winningest left handed pitcher in Major League history.

The Warren Spahn Most Valuable Pitcher Award is given to the Bisons pitcher who most demonstrates outstanding ability, good sportsmanship and dedication throughout the course of the year.

<b>2001</b>	Mike Bacsik	<b>2010</b>	Pat Misch
<b>2002</b>	Dave Maurer	<b>2011</b>	Chris Schwinden
<b>2003</b>	Jason Stanford	<b>2012</b>	Matt Harvey
<b>2004</b>	Kyle Denney	<b>2013</b>	Justin Germano
<b>2005</b>	Steve Watkins	<b>2014</b>	Bobby Korecky
<b>2006</b>	Jeremy Sowers	<b>2015</b>	Scott Copeland
<b>2007</b>	Aaron Laffey	<b>2016</b>	Dustin Antolin
<b>2008</b>	John Halama	<b>2017</b>	Murphy Smith
<b>2009</b>	Nelson Figueroa		

### MOST INSPIRATIONAL PLAYER

The Bisons Most Inspirational Player award is named after Joe De Sa, who was a slick-fielding, power-hitting player who loved his family, friends and the city of Buffalo. Joe DeSa will long be remembered as part of Bisons' baseball history.

De Sa, a first baseman with the Bisons in 1985 and 1986, died in a car accident December 20, 1986 following a winter league game in Ponce, Puerto Rico. In two Bisons seasons, De Sa hit 34 home runs and 149 RBI.

Joe De Sa truly exemplified the meaning of inspiration by his play and love for the game.

<b>1987</b>	Don Lovell	<b>2003</b>	Dusty Wathan
<b>1988</b>	Benny Distefano	<b>2004</b>	Sandy Martinez
<b>1989</b>	Steve Henderson	<b>2005</b>	Joe Inglett
<b>1990</b>	Steve Carter	<b>2006</b>	Tim Laker
<b>1991</b>	Jeff Richardson	<b>2007</b>	Jeff Harris
<b>1992</b>	Kevin Young	<b>2008</b>	Jeff Harris
<b>1993</b>	Omar Munoz	<b>2009</b>	Tim McNab
<b>1994</b>	Tim Leiper	<b>2010</b>	Andy Green
<b>1995</b>	Bill Ripken	<b>2011</b>	Raul Chavez
<b>1996</b>	Tom Marsh	<b>2012</b>	Jeff Stevens
<b>1997</b>	Casey Candaele	<b>2013</b>	Mike Nickeas
<b>1998</b>	Steve Soliz	<b>2014</b>	Mike Nickeas
<b>1999</b>	Chan Perry	<b>2015</b>	Munenori Kawasaki
<b>2000</b>	Mark Budzinski	<b>2016</b>	Casey Kotchman
<b>2001</b>	Anthony Medrano	<b>2017</b>	Jason Leblebajian
<b>2002</b>	Tim Laker		

### COMMUNITY SERVICE AWARD

The Frank J. "Fremo" Vallone Community Service Award was instituted in 1993 and recognizes the Bisons' player who best represents the club in community-related, charitable and youth-oriented events.

Fremo, the Bisons' goodwill ambassador and most celebrated fan, served the ball club and its fans as a team host and ticket salesman from 1987-1990. Fremo died May 31, 1993.

<b>1993</b>	Tim Leiper	<b>2006</b>	Jason Cooper
<b>1994</b>	Dave Rhode	<b>2007</b>	Jason Cooper
<b>1995</b>	Torey Lovullo	<b>2008</b>	Jason Cooper
<b>1996</b>	Jimmy Williams	<b>2009</b>	Tim McNab
<b>1997</b>	Torey Lovullo	<b>2010</b>	Jose De La Torre
<b>1998</b>	Torey Lovullo & Ben Blomdahl	<b>2011</b>	Justin Hampson
<b>1999</b>	Steve Soliz	<b>2012</b>	Garrett Olson & Matt Tuiasopopo
<b>2000</b>	David Roberts	<b>2013</b>	Anthony Gose
<b>2001</b>	Dan Smith	<b>2014</b>	Ryan Schimpf
<b>2002</b>	Zach Sorensen	<b>2015</b>	Greg Burke
<b>2003</b>	Greg LaRocca	<b>2016</b>	Chad Girodo
<b>2004</b>	Dusty Wathan & Mark Little	<b>2017</b>	John Stilson
<b>2005</b>	Jeremy Guthrie		

## BUFFALO BISONS END-OF-SEASON TEAM AWARDS

### COMEBACK PLAYER OF THE YEAR

Founded by the Bisons during the 1989 season, the Judge Michael Dillon Comeback Player of the Year Award recognizes an individual who overcomes injuries, personal problems or a bad season(s). It exemplifies the meaning of hard work and dedication.

In 1991, the award was named after the late Judge Michael F. Dillon, presiding justice of the Appellate Division, State Supreme Court in Rochester, who died July 9, 1991. The Orchard Park, NY resident was a three-time Erie County district attorney and served a 14-year term on the State Supreme Court.

<b>1989</b>	Albert Hall	<b>2003</b>	Alex Escobar
<b>1990</b>	Vicente Palacios	<b>2004</b>	Russell Branyan
<b>1991</b>	Cecil Espy	<b>2005</b>	Mike Kinkade
<b>1992</b>	Joe Ausanio & Blas Minor	<b>2006</b>	Lou Merloni
<b>1993</b>	Roy Smith	<b>2007</b>	Luis Rivas
<b>1994</b>	Chris Knabenshue	<b>2008</b>	Michael Aubrey
<b>1995</b>	Alan Embree	<b>2009</b>	Kyle Snyder
<b>1996</b>	Tom Wilson	<b>2010</b>	Dillon Gee
<b>1997</b>	Les Norman	<b>2011</b>	Justin Hasmon
<b>1998</b>	Jolbert Cabrera	<b>2012</b>	Elvin Ramirez
<b>1999</b>	Dave Telgheder	<b>2013</b>	Chien-Ming Wang
<b>2000</b>	Chris Haney	<b>2014</b>	Kyle Drabek
<b>2001</b>	Dave Hollins	<b>2015</b>	Randy Wolf
<b>2002</b>	Tim Laker	<b>2016</b>	Casey Lawrence
		<b>2017</b>	John Stilson

### FAN OF THE YEAR

Named after Joe Byron, who was a true Buffalo fan, best known for his singing of the Canadian and United States national anthems during the Buffalo Sabres' hockey games since their beginning in 1970, and Buffalo Bisons' games starting in 1979.

Joe also was active in the community while working with the Epilepsy Association and the Catholic Guild for the Blind. He began work for Monroe Abstract and Title Company in 1939 and retired as vice president before his death in 1984.

Joe was a giving and dedicated man, and that is the quality the Bisons are looking for in the Fan of the Year.

<b>1985</b>	Joe Overfield	<b>2000</b>	Bob Maisano
<b>1986</b>	Joseph Kishel, Sr.		& Kathy Trader
<b>1987</b>	"Homeplate Dancers"	<b>2001</b>	Robert Ebeling
<b>1988</b>	Glen & Pat Albig	<b>2002</b>	Paul Synor
<b>1989</b>	Rich Wroblewski	<b>2003</b>	Herb Polk
<b>1990</b>	Bob Davis	<b>2004</b>	Fran Barry
<b>1991</b>	Marty Brogan & Bradley Kane	<b>2005</b>	Carlos Tejada
<b>1992</b>	John Horchy, Peaches Rouse & seeing eye dog "Ben"	<b>2006</b>	Paul DeMartinis
<b>1993</b>	Branko & Stell Trbovich	<b>2007</b>	Father Dan Palys
<b>1994</b>	Charlie Greene	<b>2008</b>	Priscilla Marsh
<b>1995</b>	Bruce Smith	<b>2009</b>	Richard "Lefty"
<b>1996</b>	Larry Pignataro		Lewandowski
<b>1997</b>	Mark Aichinger	<b>2010</b>	Tim Favero
<b>1998</b>	Kevin "The K Man"	<b>2011</b>	Gary Hill Family
	Huber	<b>2012</b>	Pam Asarese
<b>1999</b>	John Moore	<b>2013</b>	Mike Klein
		<b>2014</b>	Jim McGowan
		<b>2015</b>	Kim Krzyzaniak
		<b>2016</b>	Andy Lange
		<b>2017</b>	'Pounder' Ray Szkutak

### HOMETOWN HERO

The Jimmy Griffin Hometown Hero Award was created during the 2008 season to honor the impact and support of the former Mayor of Buffalo, James D. Griffin.

There was no bigger supporter of the Bisons and of a downtown ballpark for the fans of the area than Mayor Griffin. He pledged his own money to have professional baseball return to Buffalo in 1979 and later proved to be an innovator by insisting on the creation of Coca-Cola Field in downtown Buffalo.

This award is given to the player who performs the best in home games in front of the fans of Buffalo.

<b>2008</b>	Bubbe Buzachero	<b>2013</b>	Jim Negrych
<b>2009</b>	Argenis Reyes	<b>2014</b>	Raul Valdes
<b>2010</b>	Jesus Feliciano	<b>2015</b>	Matt Hague
<b>2011</b>	Luis Figueroa	<b>2016</b>	Scott Diamond
<b>2012</b>	Justin Hampson	<b>2017</b>	Mike Ohlman

### BISONS BOOSTER CLUB AWARDS

Chosen by majority vote of Bisons Boosters

	<u><b>Favorite Player</b></u>	<u><b>Favorite Pitcher</b></u>	<u><b>Unsung Hero</b></u>
<b>1985</b>	Jose Castro Steve Christmas	Bill Long	John Cangelosi
<b>1986</b>	Joe DeSa	Bill Long	Marv Foley
<b>1987</b>	Don Lovell	John Farrell	Craig Smajstrla
<b>1988</b>	Benny Distefano	Dorn Taylor	Tom Romano
<b>1989</b>	Steve Henderson	Bob Patterson	Scott Little
<b>1990</b>	Kevin Burdick	Dorn Taylor	Mark Ryal
<b>1991</b>	Tom Prince	Rick Reed	Keith Miller
<b>1992</b>	Eddie Zambrano	Tim Wakefield	Greg Tubbs
<b>1993</b>	Russ Morman	Roy Smith	Glenn Wilson
<b>1994</b>	Greg Tubbs	Blas Minor	Tim Leiper
<b>1995</b>	Bill Ripken	Joe Roa	Casey Candaele
<b>1996</b>	Casey Candaele	Joe Roa	Don Sparks
<b>1997</b>	Richie Sexson	Roland DeLaMaza	Einar Diaz
<b>1998</b>	Jeff Manto	Jason Jacome	Einar Diaz
<b>1999</b>	Jeff Manto	Jason Rakers	Bill Selby
<b>2000</b>	David Roberts	Chris Nichting	Marcos Scutaro
<b>2001</b>	Anthony Medrano	Tim Drew	Greg LaRocca
<b>2002</b>	Chris Coste	Roy Smith	Zach Sorensen
<b>2003</b>	Greg LaRocca	Jason Stanford	Dusty Wathan
<b>2004</b>	Chris Clapinski	Kyle Denney	Brent Abernathy
<b>2005</b>	Ernie Young	Jeremy Guthrie	Dusty Wathan
<b>2006</b>	Jason Dubois	Jeremy Guthrie	Lou Merloni
<b>2007</b>	Jason Cooper	Aaron Laffey	Joe Inglett
<b>2008</b>	Jason Cooper	John Halama	Brad Snyder
<b>2009</b>	Chip Ambres	Kyle Snyder	Mike Lamb
<b>2010</b>	Lucas Duda	Dillon Gee	Mike O'Connor
<b>2011</b>	Valentino Pascucci	Chris Schwinden	Luis Figueroa
<b>2012</b>	Josh Satin	Jeury's Familia	Matt Tuiasosopo
<b>2013</b>	Jim Negrych	Chien-Ming Wang	Mike McCoy
<b>2014</b>	Kevin Pillar	Bobby Korecky	Jonathan Diaz
<b>2015</b>	Matt Hague	Scott Copeland	Andy Burns
<b>2016</b>	Andy Burns	Scott Diamond	Matt Dominguez
<b>2017</b>	Jason Leblebajian	T.J. House	Jon Berti



# BISONS HISTORY & RECORDS

## BUFFALO BISONS YEAR-BY-YEAR RECORDS

Year	Affiliate	League	Division	Class	Games	Wins	Losses	Ties	Pct.	Finish	Manager(s)
1877	-	-	-	-	40	10	27	3	0.250	-	Elihu Spencer, Bill Barnie
1878	-	-	-	-	81	57	24	0	0.704	-	George L. Smith
1878	-	IA	-	MiLB	32	24	8	0	0.750	1	George L. Smith
1879	-	NL	-	MLB	79	46	32	1	0.582	3 of 8	John Clapp
1880	-	NL	-	MLB	85	24	58	3	0.282	7 of 8	Bill McGunnigle (5-12), Sam Crane (19-46)
1881	-	NL	-	MLB	83	45	38	0	0.542	3 of 8	Jim O'Rourke
1882	-	NL	-	MLB	84	45	39	0	0.536	T3 of 8	Jim O'Rourke
1883	-	NL	-	MLB	98	52	45	1	0.531	5 of 8	Jim O'Rourke
1884	-	NL	-	MLB	115	64	47	4	0.557	3 of 8	Jim O'Rourke
1885	-	NL	-	MLB	112	38	74	0	0.339	T7 of 8	Jim Galvin (7-17), John C. Chapman (31-57)
1886	-	IL	-	MiLB	95	50	45	0	0.526	5 of 8	John C. Chapman
1887	-	IL	-	MiLB	103	63	40	0	0.612	2 of 12	John C. Chapman
1888	-	IA	-	MiLB	110	48	62	0	0.436	6 of 8	John C. Chapman
1889	-	IA	-	MiLB	106	41	65	0	0.387	7 of 8	Jim White, Jack Rowe, will White
1890	-	PL	-	-	137	39	96	2	0.285	8 of 8	Jack Rowe (27-72), Jay Faatz (9-24)
1890	-	IL	-	MiLB	18	6	12	0	0.333	-	J.L. Bacon (moved to Montreal, 6/4/90)
1891	-	EA	-	MiLB	124	89	35	0	0.718	1 of 8	Pat Powers
1892	-	EL	-	MiLB	113	53	60	0	0.469	6 of 10	Dan Stearns, Dan Shannon
1893	-	EL	-	MiLB	111	61	50	0	0.550	4 of 8	John C. Chapman
1894	-	EL	-	MiLB	125	64	61	0	0.512	5 of 8	John C. Chapman
1895	-	EL	-	MiLB	124	63	61	0	0.508	5 of 8	Charles Morton
1896	-	EL	-	MiLB	123	70	53	0	0.569	2 of 8	Jack Rowe
1897	-	EL	-	MiLB	131	74	57	0	0.565	3 of 8	Jack Rowe
1898	-	EL	-	MiLB	122	62	60	0	0.508	4 of 8	Jack Rowe
1899	-	WL	-	MiLB	130	53	70	7	0.408	T7	Bill Nash, Jim Garry, Jim Franklin, Dan Shannon
1900	-	AL	-	MiLB	139	61	78	0	0.439	7	Dan Shannon, Jim Franklin, Joe Franklin, Goerge Carey
1901	-	EL	-	MiLB	113	40	73	0	0.354	6 of 8	George Carey, Tom Burns, Walter Burnham, Jim Franklin, Joe Franklin
1902	-	EL	-	MiLB	133	88	45	0	0.662	2 of 8	George Stallings
1903	-	EL	-	MiLB	122	79	43	0	0.648	2 of 8	George Stallings
1904	-	EL	-	MiLB	134	88	46	0	0.657	1 of 8	George Stallings
1905	-	EL	-	MiLB	137	63	74	0	0.460	5 of 8	George Stallings
1906	-	EL	-	MiLB	140	85	55	0	0.607	1 of 8	George Stallings
1907	-	EL	-	MiLB	132	73	59	0	0.553	2 of 8	Lew McAllister, George H. Smith
1908	-	EL	-	MiLB	140	75	65	0	0.536	4 of 8	George H. Smith
1909	-	EL	-	MiLB	151	72	79	0	0.477	5 of 8	George H. Smith
1910	-	EL	-	MiLB	150	69	81	0	0.460	6 of 8	Billy Smith
1911	-	EL	-	MiLB	149	74	75	0	0.497	4 of 8	George Stallings
1912	-	IL	-	MiLB	149	71	78	0	0.477	5 of 8	George Stallings
1913	-	IL	-	MiLB	153	78	75	0	0.510	4 of 8	Bill Clymer
1914	-	IL	-	MiLB	150	89	61	0	0.593	T2 of 8	Bill Clymer
1914	-	FL	-	MLB	155	80	71	4	0.516	4 of 8	Larry Schlafly
1915	-	IL	-	AA*	136	86	50	0	0.632	1 of 8	Pat Donovan
1915	-	FL	-	MLB	153	74	78	1	0.484	6 of 8	Larry Schlafly (13-28), Walter Blair (1-1), Harry Lord (60-49)
1916	-	IL	-	AA*	140	82	58	0	0.586	1 of 8	Pat Donovan
1917	-	IL	-	AA*	151	67	84	0	0.444	6 of 8	Pat Donovan
1918	-	NIL	-	AA*	121	53	68	0	0.438	6 of 8	George Wiltse
1919	-	NIL	-	AA*	148	81	67	0	0.547	3 of 8	George Wiltse
1920	-	IL	-	AA*	153	96	57	0	0.627	3 of 8	George Wiltse
1921	-	IL	-	AA*	168	99	69	0	0.589	3 of 8	George Wiltse
1922	-	IL	-	AA*	167	95	72	0	0.569	3 of 8	George Wiltse
1923	-	IL	-	AA*	164	83	81	0	0.506	5 of 8	George Wiltse
1924	-	IL	-	AA*	167	84	83	0	0.503	3 of 8	George Wiltse
1925	-	IL	-	AA*	162	78	84	0	0.481	4 of 8	Billy Webb
1926	-	IL	-	AA*	164	92	72	0	0.561	4 of 8	Bill Clymer
1927	-	IL	-	AA*	168	112	56	0	0.667	1 of 8	Bill Clymer
1928	-	IL	-	AA*	168	92	76	0	0.548	2 of 8	Bill Clymer
1929	-	IL	-	AA*	167	83	84	0	0.497	5 of 8	Bill Clymer
1930	-	IL	-	AA*	165	74	91	0	0.448	6 of 8	Bill Clymer, Jim Cooney
1931	-	IL	-	AA*	166	61	105	0	0.367	8 of 8	Jim Cooney
1932	-	IL	-	AA*	166	91	75	0	0.548	3 of 8	Ray Schalk
1933	-	IL	-	AA*	168	83	85	0	0.494	4 of 8	Ray Schalk
1934	-	IL	-	AA*	153	76	77	0	0.497	5 of 8	Ray Schalk
1935	-	IL	-	AA*	153	86	67	0	0.562	3 of 8	Ray Schalk
1936	-	IL	-	AA*	154	94	60	0	0.610	1 of 8	Ray Schalk
1937	-	IL	-	AA*	153	74	79	0	0.484	5 of 8	Ray Schalk
1938	Philadelphia (AL)	IL	-	AA*	153	79	74	0	0.516	4 of 8	Steve O'Neill
1939	Cleveland	IL	-	AA*	154	82	72	0	0.532	3 of 8	Steve O'Neill
1940	Detroit	IL	-	AA*	159	76	83	0	0.478	6 of 8	Steve O'Neill
1941	Detroit	IL	-	AA*	153	88	65	0	0.575	3 of 8	Al Vincent
1942	Detroit	IL	-	AA*	153	73	80	0	0.477	7 of 8	Al Vincent
1943	Detroit	IL	-	AA*	153	66	87	0	0.431	7 of 8	Greg Mulleavy
1944	Detroit	IL	-	AA*	154	78	76	0	0.506	4 of 8	Bucky Harris



## BUFFALO BISONS YEAR-BY-YEAR RECORDS

Year	Affiliate	League	Division	Class	Games	Wins	Losses	Ties	Pct.	Finish	Manager(s)
1945	Detroit	IL	-	AA*	153	64	89	0	0.418	6 of 8	Bucky Harris
1946	Detroit	IL	-	AAA	153	78	75	0	0.510	5 of 8	Gabby Hartnett
1947	Detroit	IL	-	AAA	152	77	75	0	0.507	4 of 8	Paul Richards
1948	Detroit	IL	-	AAA	151	71	80	0	0.470	6 of 8	Paul Richards
1949	Philadelphia (AL)	IL	-	AAA	154	90	64	0	0.584	1 of 8	Paul Richards
1950	Philadelphia (AL)	IL	-	AAA	153	56	97	0	0.366	8 of 8	Frank Skaff, Ray Schalk
1951	Cincinnati	IL	-	AAA	154	79	75	0	0.513	4 of 8	George Toporcer, Coaker Triplett
1952	Detroit	IL	-	AAA	154	71	83	0	0.461	5 of 8	Jack Tighe, Schoolboy Rowe
1953	Detroit	IL	-	AAA	152	87	65	0	0.572	3 of 8	Jack Tighe
1954	Detroit	IL	-	AAA	154	71	83	0	0.461	6 of 8	Billy Hitchcock
1955	Detroit	IL	-	AAA	154	65	89	0	0.422	6 of 8	Dan Carnevale
1956	-	IL	-	AAA	151	64	87	0	0.424	8 of 8	Phil Cavarretta
1957	Kansas City (AL)	IL	-	AAA	154	88	66	0	0.571	2 of 8	Phil Cavarretta
1958	Kansas City (AL)	IL	-	AAA	152	69	83	0	0.454	7 of 8	Phil Cavarretta
1959	Philadelphia (NL)	IL	-	AAA	153	89	64	0	0.582	1 of 8	Kerby Farrell
1960	Philadelphia (NL)	IL	-	AAA	153	78	75	0	0.510	4 of 8	Kerby Farrell
1961	Philadelphia (NL)	IL	-	AAA	152	85	67	0	0.559	3 of 8	Kerby Farrell
1962	Philadelphia (NL)	IL	-	AAA	153	73	80	0	0.477	6 of 8	Kerby Farrell
1963	New York (NL)	IL	North	AAA	151	74	77	0	0.490	4 of 5	Kerby Farrell
1964	New York (NL)	IL	-	AAA	150	80	69	1	0.533	3 of 8	George Kurowski
1965	New York (NL)	IL	-	AAA	147	51	96	0	0.347	8 of 8	Warren Robinson, Kerby Farrell
1966	Cincinnati	IL	-	AAA	146	72	74	0	0.493	5 of 8	John Davis
1967	Cincinnati	IL	-	AAA	139	63	76	0	0.453	7 of 8	Lou Fitzgerald, Don Zimmer
1968	Washington (AL)	IL	-	AAA	147	66	81	0	0.449	7 of 8	Wayne Terwilliger
1969	Washington (AL)	IL	-	AAA	136	58	78	0	0.426	7 of 8	Hector Lopez
1970	Montreal	IL	-	AAA	38	9	29	0	0.237	-	Clyde McCullough (moved to Winnipeg, 6/5)
<i>Buffalo was out of professional baseball (1971-78)</i>											
1979	Pittsburgh	EL	-	AA	139	72	67	0	0.518	4 of 6	Steve Demeter
1980	Pittsburgh	EL	North	AA	137	67	70	0	0.489	2 of 4	Steve Demeter
1981	Pittsburgh	EL	North	AA	137	56	81	0	0.409	4 of 4	John Lipon
1982	Pittsburgh	EL	North	AA	139	55	84	0	0.396	4 of 4	Tom Sandt
1983	Cleveland	EL	-	AA	139	74	65	0	0.532	3 of 8	Al Gallagher
1984	Cleveland	EL	-	AA	139	72	67	0	0.518	5 of 8	Jack Aker
1985	Chicago (AL)	AA	East	AAA	142	66	76	0	0.465	3 of 4	John Boles
1986	Chicago (AL)	AA	East	AAA	142	71	71	0	0.500	2 of 4	Jim Marshall
1987	Cleveland	AA	-	AAA	140	66	74	0	0.471	5 of 8	Orlando Gomez (11-22), Steve Swisher (55-52)
1988	Pittsburgh	AA	East	AAA	142	72	70	0	0.507	3 of 4	Rocky Bridges
1989	Pittsburgh	AA	East	AAA	142	80	62	0	0.563	2 of 4	Terry Collins
1990	Pittsburgh	AA	East	AAA	147	85	62	0	0.578	2 of 4	Terry Collins
1991	Pittsburgh	AA	East	AAA	143	81	62	0	0.566	1 of 4	Terry Collins
1992	Pittsburgh	AA	East	AAA	144	87	57	0	0.604	1 of 4	Marc Bombard
1993	Pittsburgh	AA	East	AAA	144	71	73	0	0.493	2 of 4	Doc Edwards
1994	Pittsburgh	AA	-	AAA	144	55	89	0	0.382	8 of 8	Doc Edwards
1995	Cleveland	AA	-	AAA	144	82	62	0	0.569	2 of 8	Brian Graham
1996	Cleveland	AA	East	AAA	144	84	60	0	0.583	1 of 4	Brian Graham
1997	Cleveland	AA	East	AAA	144	87	57	0	0.604	1 of 4	Brian Graham
1998	Cleveland	IL	North	AAA	143	81	62	0	0.566	1 of 6	Jeff Datz
1999	Cleveland	IL	North	AAA	144	72	72	0	0.500	4 of 6	Jeff Datz
2000	Cleveland	IL	North	AAA	145	86	59	0	0.593	1 of 6	Joel Skinner
2001	Cleveland	IL	North	AAA	142	91	51	0	0.641	1 of 6	Eric Wedge
2002	Cleveland	IL	North	AAA	144	87	57	0	0.604	2 of 6	Eric Wedge
2003	Cleveland	IL	North	AAA	143	73	70	0	0.510	3 of 6	Marty Brown
2004	Cleveland	IL	North	AAA	144	83	61	0	0.576	1 of 6	Marty Brown
2005	Cleveland	IL	North	AAA	144	82	62	0	0.569	1 of 6	Marty Brown
2006	Cleveland	IL	North	AAA	141	73	68	0	0.518	3 of 6	Torey Lovullo
2007	Cleveland	IL	North	AAA	142	75	67	0	0.528	3 of 6	Torey Lovullo
2008	Cleveland	IL	North	AAA	143	66	77	0	0.462	5 of 6	Torey Lovullo
2009	New York (NL)	IL	North	AAA	143	56	87	0	0.392	6 of 6	Ken Oberkfell
2010	New York (NL)	IL	North	AAA	144	76	68	0	0.528	3 of 6	Ken Oberkfell
2011	New York (NL)	IL	North	AAA	143	61	82	0	0.427	5 of 6	Tim Teufel
2012	New York (NL)	IL	North	AAA	143	67	76	0	0.469	6 of 6	Wally Backman
2013	Toronto	IL	North	AAA	144	74	70	0	0.514	3 of 6	Marty Brown
2014	Toronto	IL	North	AAA	143	77	66	0	0.538	3 of 6	Gary Allenson
2015	Toronto	IL	North	AAA	144	68	76	0	0.472	3 of 6	Gary Allenson
2016	Toronto	IL	North	AAA	144	66	78	0	0.458	5 of 6	Gary Allenson
2017	Toronto	IL	North	AAA	141	65	76	0	0.461	5 of 6	Bobby Meacham

\*The Bisons' 1877 team was a non-league team. The Bisons were independent before 1938. From 1938-63, the parent club generally applied 4 or 5 players, the rest were owned by the Bisons. The Detroit Tigers owned the Bisons from 1952-55.

\*Exact number of ties cannot be verified prior to 1941

\*International League was also known as the International Association, Eastern Association, Eastern League, New International League. Prior to 1946, the IL was 'Class AA,' but that was the highest MiLB classification. IL considers they've always been 'AAA'

# BISONS HISTORY & RECORDS

## OVERALL BUFFALO BISONS WIN-LOSS RECORDS

### All-Time Record - 133 Seasons

9,548 - 9,116 (22 ties) (.511)

### Modern Day - 1985-2017

2,466 - 2,260 (.522)

### Coca-Cola Field - 1988-2017

1,210 - 941 (.563)

### BISONS HOME RECORDS (1,315-1,047 .557)

### BISONS ROAD RECORDS (1,151-1,213 .487)

Year	Record	Pct.	Year	Record	Pct.	Year	Record	Pct.	Year	Record	Pct.
1985	36-35	.507	2002	48-24	.667	1985	30-41	.423	2002	39-33	.542
1986	37-34	.521	2003	35-32	.522	1986	34-37	.479	2003	38-38	.500
1987	32-38	.457	2004	41-30	.577	1987	34-36	.486	2004	42-31	.575
1988	40-31	.563	2005	46-26	.639	1988	32-39	.451	2005	36-36	.500
1989	51-22	.699	2006	43-29	.597	1989	29-40	.420	2006	30-39	.435
1990	48-26	.649	2007*	39-31	.557	1990	37-36	.507	2007*	36-36	.500
1991	43-29	.597	2008	33-38	.465	1991	38-33	.535	2008	33-39	.458
1992	50-22	.694	2009	29-43	.403	1992	37-35	.514	2009	27-44	.380
1993	35-37	.486	2010	42-30	.583	1993	36-36	.500	2010	34-38	.472
1994	32-40	.444	2011	35-37	.486	1994	23-49	.319	2011	26-45	.366
1995	42-30	.583	2012^	33-39	.458	1995	40-32	.556	2012^	34-37	.479
1996	43-29	.597	2013	35-37	.486	1996	41-31	.569	2013	39-33	.542
1997	51-21	.708	2014@	41-30	.577	1997	36-36	.500	2014@	36-36	.500
1998	44-29	.603	2015	34-38	.472	1998	37-33	.529	2015	34-38	.472
1999	33-38	.465	2016	34-38	.472	1999	39-34	.534	2016	32-40	.444
2000	47-26	.644	2017%	36-35	.507	2000	39-33	.542	2017%	29-41	.414
2001	47-23	.671				2001	44-28	.611			

Home games from 1985-1987 were played at War Memorial Stadium. In those three years, the Bisons were 105-107 at home and 98-114 on the road.

\*Because of snowouts in Buffalo to begin the 2007 season, the Bisons played two "home" games later that year at The Diamond in Richmond, VA (0-2). The team was actually 39-29 at Coca-Cola Field and 36-38 on the road.

^The Bisons played six 'road' games against the Scranton/Wilkes-Barre Yankees at Coca-Cola Field because of year-long renovations to the Yankees' home ballpark (2-4). The Bisons were also the 'home' team in a doubleheader in Syracuse at Alliance Bank Stadium on August 6 because of a rainout in Buffalo (1-0). The team was actually 34-43 at Coca-Cola Field and 33-33 in games played away from Buffalo, NY.

@Because of a rainout in Buffalo on July 13, 2014 against Durham, the Bisons played a 'home game' (1-0 Loss) on August 7(2) at Durham. The team was actually 41-29 at Coca-Cola Field and 36-37 in games played away from Buffalo, NY.

%Because of a rainout in Buffalo on April 20, 2017 against Norfolk, the Bisons played a 'home game' (2-1 Win) on April 26 in Norfolk. The team was actually 35-35 at Coca-Cola Field and 30-41 in games played away from Buffalo, NY.

## BUFFALO BISONS MONTHLY RECORDS

### APRIL 372-317 (.540)

1985: 13-6	2002: 15-10
1986: 6-8	2003: 15-7
1987: 4-12	2004: 12-9
1988: 11-8	2005: 10-11
1989: 13-9	2006: 13-11
1990: 15-8	2007: 14-6
1991: 6-9	2008: 10-17
1992: 7-8	2009: 2-16
1993: 7-12	2010: 13-9
1994: 11-12	2011: 10-14
1995: 11-9	2012: 14-10
1996: 13-5	2013: 17-7
1997: 10-10	2014: 13-10
1998: 11-9	2015: 14-7
1999: 8-13	2016: 10-13
2000: 15-6	2017: 14-8
2001: 15-8	

### JULY 510-455 (.528)

1985: 12-19	2002: 19-9
1986: 17-15	2003: 12-19
1987: 16-15	2004: 16-11
1988: 19-10	2005: 13-16
1989: 19-13	2006: 15-13
1990: 18-13	2007: 13-15
1991: 17-16	2008: 12-16
1992: 16-12	2009: 14-13
1993: 19-10	2010: 13-14
1994: 13-16	2011: 10-17
1995: 18-11	2012: 13-15
1996: 16-16	2013: 14-14
1997: 21-11	2014: 15-14
1998: 18-10	2015: 19-10
1999: 15-14	2016: 9-19
2000: 22-10	2017: 9-18
2001: 18-11	

### MAY 494-467 (.514)

1985: 11-16	2002: 17-13
1986: 14-13	2003: 14-15
1987: 12-16	2004: 11-19
1988: 14-16	2005: 23-7
1989: 15-15	2006: 14-16
1990: 16-12	2007: 15-15
1991: 17-11	2008: 15-14
1992: 19-13	2009: 12-18
1993: 13-16	2010: 16-13
1994: 10-19	2011: 14-15
1995: 16-16	2012: 17-13
1996: 19-11	2013: 12-17
1997: 16-11	2014: 14-15
1998: 14-16	2015: 11-18
1999: 15-14	2016: 17-12
2000: 15-12	2017: 14-14
2001: 22-6	

### AUGUST 521-496 (.512)

1985: 14-19	2002: 17-13
1986: 15-21	2003: 13-18
1987: 13-19	2004: 22-11
1988: 12-21	2005: 16-13
1989: 16-14	2006: 15-13
1990: 20-12	2007: 16-15
1991: 23-9	2008: 14-15
1992: 24-7	2009: 14-19
1993: 10-20	2010: 18-12
1994: 9-20	2011: 14-14
1995: 17-12	2012: 12-18
1996: 13-18	2013: 16-16
1997: 17-15	2014: 19-12
1998: 21-11	2015: 11-19
1999: 18-10	2016: 11-19
2000: 15-17	2017: 18-12
2001: 18-12	

### JUNE 512-460 (.527)

1985: 15-15	2002: 17-12
1986: 19-13	2003: 19-10
1987: 19-11	2004: 20-8
1988: 15-15	2005: 16-14
1989: 17-10	2006: 15-14
1990: 14-15	2007: 16-14
1991: 15-16	2008: 15-14
1992: 18-13	2009: 12-15
1993: 18-13	2010: 12-17
1994: 12-17	2011: 12-17
1995: 18-12	2012: 10-19
1996: 22-9	2013: 13-16
1997: 22-10	2014: 15-15
1998: 14-14	2015: 12-16
1999: 12-17	2016: 19-10
2000: 16-12	2017: 8-23
2001: 15-14	

### SEPTEMBER 57-65 (.467)

1985: 1-1	2002: 2-0
1986: 0-1	2003: 0-1
1987: 2-1	2004: 2-3
1988: 1-0	2005: 4-1
1989: 0-1	2006: 1-1
1990: 2-2	2007: 1-2
1991: 3-1	2008: 0-1
1992: 3-4	2009: 2-6
1993: 4-2	2010: 4-3
1994: 0-5	2011: 1-5
1995: 2-2	2012: 1-1
1996: 1-1	2013: 2-0
1997: 1-0	2014: 1-0
1998: 3-2	2015: 1-6
1999: 4-4	2016: 0-5
2000: 3-2	2017: 2-1
2001: 3-0	

# BISONS HISTORY & RECORDS

## BUFFALO BISONS PLAYOFF RESULTS

### Bisons Loss 1991 American Association Championship, 2-3

Date	Opp.	Score	Pitcher	Pitcher	Save
9/5	vDEN	W, 4-1	Reed	Kiefer	-
9/6	vDEN	W, 4-1	Fireovid	Hunter	-
9/7	vDEN	L, 3-8	Knudson	Miller	-
9/8	@DEN	L, 8-9	Mathews	Blankenship	McGaffigan
9/9	@DEN	L, 3-12	Eldred	Reed	-

### Bisons Lose 1992 American Association Championship, 0-4

Date	Opp.	Score	Pitcher	Pitcher	Save
9/9	@OKC	L, 8-9	Alexander	Petkovsek	-
9/10	@OKC	L, 5-6	Rosenthal	Tracy	-
9/11	@OKC	L, 2-8	Blankenship	Petkovsek	-
9/12	@OKC	L, 4-10	Alexander	Dixon	-

### Bisons Win 1995 American Association Semi-Finals, 3-1

Date	Opp.	Score	Pitcher	Pitcher	Save
9/6	@OMA	L, 4-8	Linton	Roa	-
9/7	@OMA	W, 10-5	Grimsley	Anderson	-
9/8	vOMA	W, 2-1(11)	Graves	Munoz	-
9/9	vOMA	W, 4-1	Bell	Bunch	Klink

### Bisons Lose 1995 American Association Championship, 2-3

Date	Opp.	Score	Pitcher	Pitcher	Save
9/11	@LOU	W, 5-2	Roa	Busby	Shuey
9/12	@LOU	L, 1-2	Carpenter	Grimsley	-
9/13	vLOU	L, 1-2	Benes	Farrell	-
9/14	vLOU	W, 5-1	Bell	de la Rosa	-
9/15	vLOU	L, 2-8	Busby	Roa	-

### Bisons Lose 1996 American Association Semi-Finals, 2-3

Date	Opp.	Score	Pitcher	Pitcher	Save
9/4	@IND	L, 2-5	Buckley	Anderson	-
9/5	@IND	L, 3-5	Luebbers	Scott	Spradlin
9/6	vIND	W, 4-3(11)	Graves	Warren	-
9/7	vIND		Postponed, Rain		
9/8	vIND		Postponed, Rain		
9/9	vIND	W, 6-0	Graves	Moore	-
9/10	vIND	L, 1-4	Buckley	Williams	-

### Bisons Win 1997 American Association Semi-Finals, 3-2

Date	Opp.	Score	Pitcher	Pitcher	Save
9/3	@IND	L, 3-5	Williams	Weathers	Lewis
9/4	@IND	W, 4-3	Anderson	Bolton	Blomdahl
9/5	vIND	L, 7-11	Lewis	Scott	-
9/6	vIND	W, 9-2	Driskill	Crowell	-
9/7	vIND	W, 6-2	Weathers	Walker	-

### Bisons Win 1997 American Association Championship, 3-0

Date	Opp.	Score	Pitcher	Pitcher	Save
9/8	vIOW	W, 2-1	Blomdahl	Telemaco	Ilsley
9/9	vIOW	W, 6-3	Anderson	Steenstra	-
9/10	@IOW	W, 5-4(10)	Weathers	Speier	-

### Bisons Win 1998 International League Semi-Finals, 3-0

Date	Opp.	Score	Pitcher	Pitcher	Save
9/9	vSYR	W, 7-3	Jacome	Withem	Grimsley
9/10	vSYR	W, 5-1	Rakers	Halladay	-
9/11	vSYR	W, 6-0	Driskill	Munro	-

### Bisons Win 1998 International League Governors' Cup, 3-2

Date	Opp.	Score	Pitcher	Pitcher	Save
9/14	vDUR	W, 9-6	Jacome	Eiland	Grimsley
9/15	vDUR	W, 6-4	Rakers	Ruebel	Grimsley
9/16	@DUR	L, 8-9	Wade	Driskill	Eichhorn
9/17	@DUR	L, 6-7	Eichhorn	Grimsley	-
9/18	@DUR	W, 3-1	Jacome	Eiland	Sexton

### Bisons Lose 1998 Triple-A World Series, 1-3 (played in Las Vegas, NY)

Date	Opp.	Score	Pitcher	Pitcher	Save
9/21	@NO	L, 2-7	Halama	Rakers	-
9/22	vNO	W, 9-2	Matthews	Root	-
9/24	@NO	L, 2-3	Scanlan	Hamilton	-
9/25	vNO	L, 6-12	Milicki	Driskill	Harris

### Bisons Lose 2000 International League Semi-Finals, 1-3

Date	Opp.	Score	Pitcher	Pitcher	Save
9/6	@SWB	L, 1-6	Thomas	Haney	-
9/7	@SWB	W, 5-2	Bacsik	Telemaco	Williams
9/8	vSWB	L, 3-6	Bowers	Lorraine	Bullinger
9/9	vSWB	L, 1-10	Figueroa	Drew	-

### Bisons Lose 2001 International League Semi-Finals, 2-3

Date	Opp.	Score	Pitcher	Pitcher	Save
9/5	@SWB	W, 7-3	Phillips	Brock	-
9/6	@SWB	L, 2-3	Smith, R.	Beltran	-
9/7	vSWB	W, 9-1	Drew	Jacquez	-
9/8	vSWB	L, 3-4(10)	Smith, R.	Boyd	-
9/9	vSWB	L, 2-6(19)	Lorraine	Walker	-

### Bisons Win 2002 International League Semi-Finals, 3-0

Date	Opp.	Score	Pitcher	Pitcher	Save
9/4	vSWB	W, 12-4	Tallet	Junge	-
9/5	vSWB	W, 6-5	Maurer	Serrano	-
9/6	@SWB	W, 5-4	White	Geary	Young

### Bisons Lose 2002 International League Semi-Finals, 0-3

Date	Opp.	Score	Pitcher	Pitcher	Save
9/10	vDUR	L, 4-6	Croushore	DePaula	James
9/11	vDUR	L, 1-8	De Los Santos	Tallet	-
9/12	@DUR	L, 0-2	Garcia	Drese	Croushore

### Bisons Win 2004 International League Semi-Finals, 3-2

Date	Opp.	Score	Pitcher	Pitcher	Save
9/8	@DUR	L, 1-2	Standridge	Denney	Gonzalez
9/9	@DUR	L, 3-7	Magrane	Cressend	Gonzalez
9/10	vDUR	W, 3-2	Cabrera	Parker	-
9/11	vDUR	W, 1-0	Carmona	Webb	Robbins
9/12	vDUR	W, 7-0	Thomas	Standridge	-

### Bisons Win 2004 International League Governors' Cup, 3-1

Date	Opp.	Score	Pitcher	Pitcher	Save
9/14	vRMD	L, 4-11	Smith	Rayborn	-
9/15	vRMD	W, 4-3	Robbins	McBride	-
9/16	vRMD	W, 5-4	Carmona	McConnell	Robbins
9/17	vRMD	W, 6-1	Thomas	Romano	-

### Bisons Lose 2005 International League Semi-Finals, 2-3

Date	Opp.	Score	Pitcher	Pitcher	Save
9/7	@IND	W, 5-1	Davis	Snell	-
9/8	@IND	W, 6-5	Diaz	Corey	-
9/9	vIND	L, 2-5	Connolly	Carmona	Corey
9/10	vIND	L, 1-4	Enochs	Young	Corey
9/11	vIND	L, 4-6	Connolly	Stanford	Corey

## PRE MODERN ERA PLAYOFF RESULTS

Year	Opponent	Results	Year	Opponent	Results
1896	Providence	L 2-4	1949	Jersey City	W 4-1
1933	Baltimore	W 3-0		Montreal	L 1-4
	Rochester	W 4-2*	1951	Montreal	L 0-4
1935	Montreal	L 2-4	1953	Montreal	L 2-4
1936	Newark	W 4-1	1957	Richmond	W 4-2
	Baltimore	W 4-2*		Miami	W 4-1*
1938	Syracuse	W 4-1	1959	Richmond	L 1-4
	Newark	L 1-4	1960	Toronto	L 0-4
1939	Rochester	L 1-4	1961	Charleston	W 4-0
1941	Montreal	L 3-4		Rochester	W 4-1*
1944	Baltimore	L 3-4	1964	Syracuse	L 3-4
1947	Jersey City	W 4-0	1980	Holyoke	L 0-2
	Syracuse	L 3-4	1983	Lynn	L 0-2

## All Time Playoffs

101-103 (.495)

# BISONS HISTORY & RECORDS

## BUFFALO BISONS ATTENDANCE TOTALS

Year	Total	Ballpark	Year	Total	Ballpark	Year	Total	Ballpark
1902	258,769	Olympic Park	1937	189,356	Offermann Stadium	1982	77,077	War Memorial Stadium
1903	305,119	Olympic Park	1938	183,050	Offermann Stadium	1983	200,531	War Memorial Stadium
1904	234,945	Olympic Park	1939	210,424	Offermann Stadium	1984	223,443	War Memorial Stadium
1905	200,537	Olympic Park	1940	111,992	Offermann Stadium	1985	362,762	War Memorial Stadium
1906	253,554	Olympic Park	1941	219,542	Offermann Stadium	1986	425,113	War Memorial Stadium
1907	212,986	Olympic Park	1942	130,071	Offermann Stadium	1987	497,760	War Memorial Stadium
1908	186,750	Buffalo Baseball Park	1943	135,651	Offermann Stadium	1988	1,186,651	Pilot Field
1909	188,946	Buffalo Baseball Park	1944	198,907	Offermann Stadium	1989	1,132,183	Pilot Field
1910	212,577	Buffalo Baseball Park	1945	129,436	Offermann Stadium	1990	1,174,358	Pilot Field
1911	233,160	Buffalo Baseball Park	1946	293,813	Offermann Stadium	1991	1,240,951	Pilot Field
1912	241,080	Buffalo Baseball Park	1947	267,012	Offermann Stadium	1992	1,134,488	Pilot Field
1913	220,799	Buffalo Baseball Park	1948	264,107	Offermann Stadium	1993	1,079,620	Pilot Field
1914	117,188	Buffalo Baseball Park	1949	393,843	Offermann Stadium	1994	982,493	Pilot Field
1914	185,326	Federal League Park	1950	96,237	Offermann Stadium	1995	951,080	North AmeriCare Park
1915	274,172	Federal League Park	1951	141,593	Offermann Stadium	1996	876,263	North AmeriCare Park
1915	116,000	Buffalo Baseball Park	1952	152,173	Offermann Stadium	1997	737,927	North AmeriCare Park
1916	-----	Buffalo Baseball Park	1953	268,086	Offermann Stadium	1998	768,749	North AmeriCare Park
1917	-----	Buffalo Baseball Park	1954	120,621	Offermann Stadium	1999	684,051	Dunn Tire Park
1918	-----	Buffalo Baseball Park	1955	126,351	Offermann Stadium	2000	678,346	Dunn Tire Park
1919	-----	Buffalo Baseball Park	1956	186,811	Offermann Stadium	2001	666,225	Dunn Tire Park
1920	184,011	Buffalo Baseball Park	1957	386,071	Offermann Stadium	2002	642,272	Dunn Tire Park
1921	167,399	Buffalo Baseball Park	1958	268,480	Offermann Stadium	2003	551,917	Dunn Tire Park
1922	136,997	Buffalo Baseball Park	1959	413,268	Offermann Stadium	2004	604,156	Dunn Tire Park
1923	112,410	Buffalo Baseball Park	1960	278,352	Offermann Stadium	2005	609,679	Dunn Tire Park
1924	126,612	Bison Stadium	1961	259,724	War Memorial Stadium	2006	607,929	Dunn Tire Park
1925	127,300	Bison Stadium	1962	214,314	War Memorial Stadium	2007	572,635	Dunn Tire Park
1926	241,013	Bison Stadium	1963	136,020	War Memorial Stadium	2008	590,386	Dunn Tire Park
1927	247,449	Bison Stadium	1964	160,804	War Memorial Stadium	2009	529,789	Coca-Cola Field
1928	247,979	Bison Stadium	1965	97,695	War Memorial Stadium	2010	575,296	Coca-Cola Field
1929	186,878	Bison Stadium	1966	126,914	War Memorial Stadium	2011	521,530	Coca-Cola Field
1930	149,387	Bison Stadium	1967	105,516	War Memorial Stadium	2012	551,167	Coca-Cola Field
1931	120,637	Bison Stadium	1968	109,749	War Memorial Stadium	2013	537,747	Coca-Cola Field
1932	238,010	Bison Stadium	1969	77,808	War Memorial Stadium	2014	535,275	Coca-Cola Field
1933	245,082	Bison Stadium	1970	9,260	War Memorial Stadium	2015	551,303	Coca-Cola Field
1934	245,439	Bison Stadium	1979	133,418	War Memorial Stadium	2016	562,755	Coca-Cola Field
1935	212,543	Offermann Stadium	1980	130,674	War Memorial Stadium	2017	526,574	Coca-Cola Field
1936	280,586	Offermann Stadium	1981	83,464	War Memorial Stadium			

Years	Seasons	Stadium(s)	Attendance
1914-15	2	Federal League Park	459,498
1902-13;16-60	59	Olympic Park, Buffalo Baseball Park, Bison Stadium, Offermann Stadium	11,417,389
1961-87	19	War Memorial Stadium (some games played in Niagara Falls at Hyde Park in 1967-69)	3,432,046
1988-2017	30	Pilot Field, North AmeriCare Park, Dunn Tire Park, Coca-Cola Field	22,363,795
<b>Total</b>	<b>110</b>		<b>37,672,728</b>

## ALL-TIME MINOR LEAGUE BASEBALL ATTENDANCE RECORDS

Rank	Club	League	Year	Attendance
1.	Buffalo Bisons	American Association	1991	1,240,951
2.	Buffalo Bisons	American Association	1988	1,186,651
3.	Buffalo Bisons	American Association	1990	1,174,358
4.	Buffalo Bisons	American Association	1992	1,134,488
5.	Buffalo Bisons	American Association	1989	1,132,183
6.	Buffalo Bisons	American Association	1993	1,079,620
7.	Louisville Redbirds	American Association	1983	1,052,438
8.	Buffalo Bisons	American Association	1994	982,493
9.	Buffalo Bisons	American Association	1995	951,080
10.	Sacramento River Cats	Pacific Coast League	2001	901,214

### IL ATTENDANCE RECORDS

### COCA-COLA FIELD ATTENDANCE RECORDS

Rank	Year	Team	Attendance	Rank	Date	Opponent	Attendance
1.	1998	Buffalo Bisons	768,749	1.	8/30/02	Rochester Red Wings	21,050
2.	1993	Ottawa Lynx	693,043	2.	8/7/98	Pawtucket Red Sox	20,546
3.	2005	Pawtucket Red Sox	688,421	3.	7/3/98	Scranton Red Barons	20,050
4.	2000	Louisville Bats	685,863	4.	7/3/01	Rochester Red Wings	20,050
5.	2014	Charlotte Knights	687,715	5.	7/3/03	Ottawa Lynx	20,050
6.	1999	Buffalo Bisons	684,051	6.	9/5/99	Rochester Red Wings	19,910
7.	2000	Buffalo Bisons	678,356	7.	9/5/98	Rochester Red Wings	19,909
8.	2000	Indianapolis Indians	672,135	8.	7/3/00	Scranton Red Barons	19,729
9.	2015	Charlotte Knights	669,398	9.	4/8/99	Ottawa Lynx	19,699
10.	2009	Columbus Clippers	666,797	10.	8/28/98	Syracuse SkyChiefs	19,665



# BISONS HISTORY & RECORDS

## BUFFALO BISONS YEAR-BY-YEAR TEAM LEADERS

Year	Average		Home Runs		Runs Batted In		Wins		ERA	
1879	.287	Bill Crowley	1	Clapp/Walker	38	Joe Hornung	37	Jim Galvin	2.28	Jim Galvin
1880	.268	Bill Crowley	1	3 tied at	42	Joe Hornung	20	Jim Galvin	2.71	Jim Galvin
1881	.333	Jack Rowe	8	Dan Brouthers	53	Richardson/White	29	Jim Galvin	2.37	Jim Galvin
1882	.368	Dan Brouthers	6	Dan Brouthers	N/A		28	Jim Galvin	2.99	Hugh Daily
1883	.374	Dan Brouthers	3	Dan Brouthers	N/A		46	Jim Galvin	2.72	Jim Galvin
1884	.347	Jim O'Rourke	14	Dan Brouthers	N/A		46	Jim Galvin	1.99	Jim Galvin
1885	.359	Dan Brouthers	7	Dan Brouthers	60	Dan Brouthers	13	Jim Galvin	4.09	Jim Galvin
1886	.293	Dan Connors	8	John Fields	N/A		27	Mike Walsh	1.58	Mike Walsh
1887	.392	Mickey LeHane	11	Frank Grant	N/A		28	John Fanning	2.35	Mike Walsh
1888	.331	Frank Grant	13	Mickey LeHane	N/A		20	John Fanning	N/A	
1889	.305	John Rainey	6	Mickey LeHane	N/A		13	Jim Whitney	2.50	Will White
1890%	.298	William Hoy	6	Sam Wise	102	Sam Wise	9	Cunningham/Halligan	4.78	Charles Baldwin
1890#	.311	Wiman Andrus	2	Dan Quinn	N/A		3	Bill Schellerman	N/A	
1891	.301	Harry Lyons	5	Ted Scheffler	N/A		34	Les German	N/A	
1892	.316	Doc Kennedy	3	Monte Cross	N/A		21	Bill Schellerman	N/A	
1893	.379	Jacob Drauby	11	Jacob Drauby	N/A		17	Chauncey Fisher	N/A	
1894	.354	Tom Dowse	21	Jacob Drauby	N/A		27	Bill Hoffer	N/A	
1895	.351	John Shearon	9	Bottenus/Clymer	N/A		19	Joe Herndon	N/A	
1896	.352	Sam Wise	7	Sam Wise	N/A		19	Jack Wadsworth	N/A	
1897	.345	Larry Gilboy	8	Greminger/Sullivan	N/A		23	George Gray	1.84	George Gray
1898	.322	Tobias Griffin	5	Greminger/Householder	N/A		21	Brown/Gray	N/A	
1899	.310	Jim Garry	4	Ed Greminger	N/A		16	George Gray	N/A	
1900	.298	Jake Gettman	6	Charles Atherton	N/A		21	Doc Amole	N/A	
1901	.316	George Carey	8	George Carey	N/A		14	Charles Hastings	N/A	
1902	.343	Jake Gettman	10	Billy Milligan	N/A		22	Ferry/Hooker	N/A	
1903	.342	Mattie McIntyre	9	Charles Atherton	N/A		21	Billy Milligan	N/A	
1904	.325	Myron Grimshaw	9	Frank LaPorte	N/A		24	Rube Kisinger	N/A	
1905	.331	Frank LaPorte	8	Frank LaPorte	N/A		20	Rube Kisinger	N/A	
1906	.291	Jake Gettman	7	Jimmy Murray	N/A		23	Brockett/Kisinger	N/A	
1907	.292	George McConnell	7	Natty Nattress	N/A		21	Ralph (Bill) Tozer	N/A	
1908	.293	Jack White	6	Jack White	N/A		19	Rip Vowinkel	N/A	
1909	.280	Jack White	2	Brain/White	N/A		18	Rube Kisinger	N/A	
1910	.274	Noah Henline	5	Mickey Corcoran	N/A		16	Luther Taylor	N/A	
1911	.328	Jimmy Murray	5	Jimmy Murray	N/A		14	Ad Brennan	N/A	
1912	.315	Fred Beck	15	Jimmy Murray	N/A		16	Fred Beebe	N/A	
1913	.317	Hank Gowdy	6	Hanford/Murray	N/A		20	Phifer Fullenweider	N/A	
1914#	.310	Frank Gilhooley	5	Lester Channell	N/A		22	Fred Beebe	N/A	
1914@	.347	Hal Chase	13	Charles Hanford	N/A		20	Russ Ford	1.82	Russ Ford
1915#	.322	Frank Gilhooley	5	Lester Channell	N/A		27	Fred Beebe	N/A	
1915@	.293	Jack Dalton	17	Hal Chase	89	Hal Chase	21	Al Schulz	2.51	Fred Anderson
1916	.329	Lester Channell	6	Lester Channell	N/A		23	King Bader	1.67	Herb Pennock
1917	.293	Merlin Kopp	6	Joe McDonald	N/A		15	Dick McCabe	2.76	Weldon Wyckoff
1918	.352	Lee Strait	2	John Bates	N/A		14	Frank Rose	1.98	Guy Cooper
1919	.342	Lee Strait	7	Lee Strait	N/A		15	Ryan/Thomas	1.43	Ray Jordan
1920	.344	Frank Bruggy	8	McCarren/Sargent	N/A		22	Dick McCabe	2.26	Dick McCabe
1921	.329	Ed Barney	12	Bill McCarren	N/A		18	Ray Gordonier	2.45	Dick McCabe
1922	.321	Art Butler	14	Frank Kane	88	Frank Kane	21	Clarence Fisher	2.87	Clarence Fisher
1923	.350	Billy Kelly	22	Billy Webb*	128	Billy Kelly	16	Mohart/Reddy	3.43	Joe Reddy
1924	.336	Andy Anerson	28	Billy Kelly*	155	Billy Kelly	21	Joe Reddy	4.25	Eurie Proffitt
1925	.356	Jim Walsh*	26	Billy Kelly	125	Billy Kelly	13	Fisher/Proffitt	4.50	Roy Auer
1926	.388	Jim Walsh*	44	Billy Kelly	151	Billy Kelly*	15	Fisher/Proffitt	3.82	Walt Leverenz
1927	.375	Albert Tyson	31	Del Bissonette	167	Del Bissonette*	21	Leo Mangum	2.85	Jack Hollingsworth
1928	.335	George Fisher	22	Al Moore	115	Al Moore	21	Curly Ogden	2.82	Art Mills
1929	.378	Bill Mullen	36	George Fisher	124	George Fisher	16	Jim Faulkner	3.48	Joe Bonnelly
1930	.386	Russ Wrightstone	20	Ralph Shinnors	131	Herb Thomas	13	Fred Fussell	4.19	Dave Danforth
1931	.321	Ollie Tucker	27	Ollie Tucker	116	Ollie Tucker	13	John Michaels	4.40	John Michaels
1932	.372	Eugene Hargrave	36	Ollie Carnegie	140	Ollie Carnegie	17	Hank Brewer	3.57	Joe Bartulis
1933	.337	Greg Mulleavy	29	Ollie Carnegie	123	Ollie Carnegie	15	Gallivan/Wilson	3.70	Fred Fussell
1934	.345	Les Mallon	31	Ollie Carnegie	136	Ollie Carnegie	18	Fabian Kowalik	3.94	Frank Pearce
1935	.328	Ray Fitzgerald	37	Ollie Carnegie	153	Ollie Carnegie	19	Bill Harris	3.76	Bill Harris
1936	.359	John Dickshot	23	Frank McGowan	112	John Dickshot	15	Bill Harris	3.78	John Wilson
1937	.315	Ed Phillips	21	Ollie Carnegie	97	Ollie Carnegie	16	Harris/Sewell	3.31	Truett Sewell
1938	.331	Joe Martin	45	Ollie Carnegie*	136	Ollie Carnegie*	15	Ash/Kowalik	2.98	Art Jacobs
1939	.331	Lou Boudreau	29	Ollie Carnegie*	112	Ollie Carnegie*	16	Al Smith	2.94	Clay Smith
1940	.324	Clyde McCullough	27	Clyde McCullough	89	Clyde McCullough	16	Hal White	2.43	Hal White*
1941	.322	Bob Patrick	21	Mickey Rocco	79	Mickey Rocco	26	Fred Hutchinson*	2.44	Fred Hutchinson
1942	.309	John Welaj	23	Mickey Rocco	89	Dutch Meyer	17	Andy Sierra	3.50	Andy Sierra
1943	.290	Norm DeWeese	18	Ed Kobesky*	88	Ed Kobesky	20	Rufus Gentry	2.65	Rufus Gentry

# BISONS HISTORY & RECORDS

## BUFFALO BISONS YEAR-BY-YEAR TEAM LEADERS

Year	Average	Home Runs	Runs Batted In	Wins	ERA
1944	.340 Mayo Smith*	26 Ed Kobesky*	129 Ed Kobesky	18 Walter Wilson	3.43 Mike Roscoe
1945	.313 John McHale	23 Ed Boland	111 Ed Boland	15 Henry Oana	4.04 Lloyd Brown
1946	.310 Floyd Yount	25 John McHale	94 John McHale	16 Art Houtteman	3.66 Pete Appleton
1947	.315 Coaker Triplett	22 Laabs/Moore	80 Earl Rapp	14 Billy Pierce	3.42 Ted Gray
1948	.353 Coaker Triplett*	30 John Groth	97 John Groth	14 Clem Hausmann	3.92 Hausmann/Rogovin
1949	.322 Coaker Triplett	25 Gene Markland	113 Ray Coleman	19 Bob Hooper*	3.65 Saul Rogovin
1950	.337 Coaker Triplett	18 Hank Biasetti	69 Fred Hancock	10 Ernie Silverman	4.13 Lynn Lovenguth
1951	.316 Archie Wilson	28 Archie Wilson	112 Archie Wilson*	16 Rudy Minarcin	2.92 Moe Savransky
1952	.344 Frank Carswell*	30 Frank Carswell*	101 Frank Carswell*	12 3 tied at	3.46 Milt Jordan
1953	.323 Frank Carswell	36 Jack Wallaesa	111 Jack Wallaesa	17 Frank Lary	2.66 Earl Harrist
1954	.318 Frank Carswell	25 Ron Northey	87 Frank Carswell	15 Frank Lary	3.39 Frank Lary
1955	.295 Chick King	17 Steve Demeter	79 Steve Demeter	12 Ben Flowers	2.24 Ben Flowers
1956	.311 Joe Caffie	35 Luke Easter*	106 Luke Easter*	13 Karl Drews	3.67 Larry Donovan
1957	.330 Joe Caffie*	40 Luke Easter*	128 Luke Easter*	18 Walt Craddock	3.00 Glenn Cox
1958	.307 Luke Easter	38 Luke Easter	109 Luke Easter	16 Glenn Cox	2.48 Freddie Rodriguez
1959	.329 Frank Herrera*	37 Frank Herrera*	128 Frank Herrera*	13 Ken Lehman	3.16 Short/Surkont
1960	.292 Don Landrum	18 Davis/Landrum	75 Don Landrum	13 Ken Lehman	3.24 Warren Hacker
1961	.325 Ted Savage	24 3 tied at	97 Felix Torres	11 Birrer/Seward	3.22 Max Surkont
1962	.295 Frank Herrera	32 Frank Herrera*	108 Frank Herrera*	10 Locke/Ricketts	2.85 Dick Ricketts
1963	.320 Joe Hicks	19 Joe Christopher	67 Elijah Green	11 Dick Ricketts	3.62 Ray Daviault
1964	.307 Dick A. Smith	35 Leon Carmel	99 Leon Carmel	12 Craig Anderson	2.96 Craig Anderson
1965	.269 Cleon Jones	18 Bill Haas	52 Wayne Graham	8 3 tied at	3.28 Don Rowe
1966	.310 Lee May	19 Len Boehmer	78 Lee May	12 Jim Duffalo	2.53 Darrell Osteen
1967	.278 Cal Emery	23 John Bench	68 John Bench	12 Ernie Broglio	1.83 Jack Baldschun
1968	.293 Bob Chance	31 Brant Alyea	84 Bob Chance	12 Steve Jones	2.34 Casey Cox
1969	.325 Dick Smith	15 Gene Martini	55 Gene Martin	11 Dukes/Woodson	3.32 Jan Dukes
1970	.294 Charles Day	23 Dave McDonald	64 Dave McDonald	12 Ernie McAnally	3.05 Paul Knechtges
1979	.323 Lu Salazar	41 Rick Lancellotti*	107 Rick Lancellotti*	9 Jim Smith	3.42 Bob Long
1980	.346 Junior Ortiz*	24 Hediberto Vargas	93 Alfredo Torres	13 Dave Dravecky	3.35 Dave Dravecky
1981	.285 Carlos Rios	28 Doug Frobels	84 Hediberto Vargas	12 Jose DeLeon	3.11 Jose DeLeon
1982	.299 Ron Wotus	26 Alfredo Torres	97 Alfredo Torres	10 Tim Wheeler	2.82 Craig Pippin
1983	.338 Dave Gallagher*	28 Shanie Dugas	105 Jim Wilson*	13 Farr/Fuson	1.61 Steve Farr*
1984	.314 Jim Moronko	19 Tim Glass	95 Jim Moronko	14 Jose Roman	3.35 Rich Thompson
1985	.298 Steve Christmas	17 Joe DeSa	66 DeSa/Ryal	13 Bill Long	3.01 Steve Fireovid
1986	.303 Daryl Boston	17 Joe DeSa	83 Joe DeSa	14 Pete Filson	2.27 Pete Filson*
1987	.340 Dave Clark	30 Dave Clark	92 Rod Allen	11 Bryan Oelkers	5.83 John Farrell
1988	.263 Benny Distefano	19 Benny Distefano	63 Benny Distefano	15 Dave Johnson	2.14 Dorn Taylor*
1989	.304 Albert Hall^	10 Jay Bell	54 Jay Bell	12 Madden/Patterson	2.58 Dorn Taylor
1990	.334 Mark Ryal*	10 Armando Moreno	55 Orlando Merced	14 Dorn Taylor	2.91 Dorn Taylor
1991	.312 Cecil Espy	9 Keith Miller	68 Keith Miller	14 Rick Reed*	2.15 Rick Reed
1992	.314 Kevin Young	21 Brian Dorsett	102 Brian Dorsett	11 Victor Cole	3.06 Tim Wakefield
1993	.320 Russ Morman	22 Russ Morman	77 Russ Morman	15 Roy Smith	4.13 Roy Smith
1994	.282 Greg Tubbs	15 Rich Aude	79 Rich Aude	5 3 tied at	3.11 Rich Robertson
1995	.310 Brian Giles	19 Jeromy Burnitz	85 Jeromy Burnitz*	17 Joe Roa*	3.50 Joe Roa
1996	.311 Casey Candaele	30 Nigel Wilson	95 Nigel Wilson	11 Anderson/Roa	3.27 Joe Roa
1997	.312 Trinidad Hubbard	31 Richie Sexson*	88 Richie Sexson	9 Roland de la Maza	2.90 Roland de la Maza
1998	.326 Torey Lovullo	34 Alex Ramirez	103 Alex Ramirez	14 Jason Jacome	3.26 Jason Jacome
1999	.295 Bill Selby	30 Russell Branyan	85 Bill Selby	11 Jim Brower	3.82 Paul Wagner
2000	.292 David Roberts	21 3 people at	86 Bill Selby	8 Willie Martinez	4.46 Willie Martinez
2001	.290 Anthony Medrano	31 Karim Garcia	85 Karim Garcia	12 Mike Bacsik	3.26 Mike Bacsik
2002	.318 Chris Coste	19 Earl Snyder	67 Chris Coste	10 Jason Beverlin	3.87 Jason Beverlin
2003	.290 Greg LaRocca	24 Alex Escobar	78 Alex Escobar	10 Phillips/Stanford	3.43 Jason Stanford
2004	.326 Jhonny Peralta	27 Ernie Young	100 Ernie Young	10 Cressend/Denney	3.64 Kenny Stanborn
2005	.303 Ryan Garko	20 Abad/Young	85 Andy Abad	12 Jeremy Guthrie	4.16 Steve Watkins
2006	.278 Francisco/Gutierrez	22 Jason Dubois	87 Jason Dubois	9 3 tied at	3.14 Jeremy Guthrie
2007	.318 Ben Francisco*	16 Marte/Mulhern	76 Ryan Mulhern	9 Laffey/Smith	4.25 Sean Smith
2008	.281 Jordan Brown	14 Todd Linden	61 Brad Snyder	8 John Halama	4.60 John Halama
2009	.311 Jesus Feliciano	10 Nick Evans	53 Mike Lamb	7 Figueroa/Stoner	2.25 Nelson Figueroa^
2010	.264 Russ Adams	18 Mike Hessman	58 Adams/Hessman	13 Dillon Gee	3.23 Pat Misch
2011	.294 Luis Figueroa	21 Valentino Pascucci	91 Valentino Pascucci	8 Misch/Schwinden	3.95 Chris Schwinden
2012	.294 Fred Lewis	17 Valentino Pascucci	62 Valentino Pascucci	9 Jeury's Familia	4.63 Garrett Olson
2013	.285 L. Jimenez/Negrych	29 Mauro Gomez*	73 Gomez/L. Jimenez	8 3 tied at	4.47 Justin Germano
2014	.323 Kevin Pillar	18 Dan Johnson	59 Kevin Pillar	8 Liam Hendriks	2.33 Liam Hendriks^
2015	.338 Matt Hague*	11 Matt Hague	92 Matt Hague	11 Scott Copeland	2.58 Randy Wolf
2016	.317 Jesus Montero	18 Matt Dominguez	67 Matt Dominguez	9 Scott Diamond	4.50 Scott Diamond
2017	.291 Roemon Fields	12 Lopez/Ohlman	60 Jason Leblebician	9 T.J. House	4.12 Brett Oberholtzer

\*known League-Leading total

# -International League, % -Players League, @ -Federal League

Prior to 1985, averages are a minimum of 75 games played (position players) and 20 games pitched (pitchers)(exceptions 1879, 1881, 1918)

^Bisons did not have a player with league qualifying average/ERA

# BISONS HISTORY & RECORDS

## MODERN ERA CAREER HITTING LEADERS (SINCE 1985)

### GAMES PLAYED

Player	Seasons	No.
Jason Cooper	(04,05,06,07,08,09)	436
Tom Prince	(88,89,90,91,92)	400
Bill Selby	(98,99,00,02)	370
Greg Tubbs	(91,92,94)	364
Brandon Phillips	(02,03,04,05)	345
Jesus Feliciano	(09,10,11)	340
Valentino Pascucci	(10,11,12)	325
Torey Lovullo	(95,97,98)	321
Alex Ramirez	(97,98,99)	315
Carlos Garcia	(90,91,92)	303

### BATTING AVERAGE (500 AB MIN)

Player	Seasons	Avg.
Matt Hague	(14,15)	.342
Dave Clark	(87,92)	.327
Kevin Pillar	(13,14)	.315
Brian Giles	(95,96,98)	.308
Chris Coste	(00,01,02)	.307
Jhonny Peralta	(03,04)	.305
Jesus Feliciano	(09,10,11)	.304
Kevin Young	(91,92,94)	.301
Jolbert Cabrera	(98,99,00,02)	.301
Enrique Wilson	(96,97,98)	.300

### BASE HITS

Player	Seasons	No.
Bill Selby	(98,99,00,02)	378
Jesus Feliciano	(09,10,11)	371
Greg Tubbs	(91,92,94)	370
Alex Ramirez	(97,98,99)	368
Brandon Phillips	(02,03,04,05)	367
Jason Cooper	(04,05,06,07,08,09)	342
Greg LaRocca	(01,02,03)	324
David Roberts	(98,99,00,01)	305
Carlos Garcia	(91,92,93)	304
Torey Lovullo	(95,97,98)	301

### DOUBLES

Player	Seasons	No.
Bill Selby	(98,99,00,02)	90
Jason Cooper	(04,05,06,07,08,09)	85
Brandon Phillips	(02,03,04,05)	79
Greg LaRocca	(01,02,03)	73
Ben Francisco	(05,06,07,08)	63
John Wehner	(91,92,93,94)	63
Tom Prince	(88,89,90,91,92)	62
Jesus Feliciano	(09,10,11)	60
Alex Ramirez	(97,98,99)	60
Greg Tubbs	(91,92,94)	60

### TRIPLES

Player	Seasons	No.
Jason Cooper	(04,05,06,07,08,09)	20
Joe Inglett	(05,06,07)	20
Greg Tubbs	(91,92,94)	19
Steve Carter	(89,90)	18
Alex Ramirez	(97,98,99)	18
David Roberts	(98,99,00,01)	17
Zach Sorensen	(00,01,02,03,04)	16
Carlos Garcia	(91,92,93)	15
Al Martin	(92)	15
Mark Budzinski (99,00,01)/Brian Giles (95,96,98)		14

### HOME RUNS

Player	Seasons	No.
Jeff Manto	(97,98,99,00)	79
Russell Branyan	(99,00,04,07)	76
Bill Selby	(98,99,00,02)	60
Alex Ramirez	(97,98,99)	57
Valentino Pascucci	(10,11,12)	55
Richie Sexson	(97,98)	52
Jason Cooper	(04,05,06,07,08,09)	49
Ernie Young	(04,05)	47
Torey Lovullo	(95,97,98)	45
Russ Morman (85,86,93)/Tom Prince (88,89,90,91,92)		42

### RUNS BATTED IN

Player	Seasons	No.
Bill Selby	(98,99,00,02)	245
Jason Cooper	(04,05,06,07,08,09)	226
Jeff Manto	(97,98,99,00)	207
Russell Branyan	(99,00,04,07)	202
Alex Ramirez	(97,98,99)	197
Valentino Pascucci	(10,11,12)	191
Tom Prince	(88,89,90,91,92)	179
Ernie Young	(04,05)	178
Torey Lovullo	(95,97,98)	166
Richie Sexson	(97,98)	162

### RUNS SCORED

Player	Seasons	No.
Bill Selby	(98,99,00,02)	217
Jason Cooper	(04,05,06,07,08,09)	209
Brandon Phillips	(02,03,04,05)	206
Alex Ramirez	(97,98,99)	203
Greg Tubbs	(91,92,94)	198
David Roberts	(98,99,00,01)	194
Torey Lovullo	(95,97,98)	190
Jolbert Cabrera	(98,99,00,02)	172
Greg LaRocca	(01,02,03)	172
Jeff Manto	(97,98,99,00)	169

### STOLEN BASES

Player	Seasons	No.
David Roberts	(98,99,00,01)	97
Greg Tubbs	(91,92,94)	67
Carlos Garcia	(91,92,93)	58
John Wehner	(91,92,93,94)	54
Daryl Boston	(85,86)	53
Jolbert Cabrera	(98,99,00,02)	51
Ben Francisco	(05,06,07,08)	51
Roemon Fields	(15,17)	45
Damian Jackson	(96,97)	44
John Cangelosi (85,88,90)/Anthony Gose (13,14)		43

### SLUGGING PERCENTAGE (500 AB MIN)

Player	Seasons	Pct.
Dave Clark	(87,92)	.594
Jeff Manto	(97,98,99,00)	.579
Richie Sexson	(97,98)	.536
Brian Giles	(95,96,98)	.534
Russell Branyan	(99,00,04,07)	.533
Russ Morman	(85,86,93)	.521
Karim Garcia	(01,02,03)	.517
Alex Ramirez	(97,98,99)	.511
Ernie Young	(04,05)	.511
Kevin Pillar	(13,14)	.503

# BISONS HISTORY & RECORDS

## ALL-TIME CAREER HITTING LEADERS

GAMES PLAYED		HOME RUNS	
<u>Player</u>	<u>No.</u>	<u>Player</u>	<u>No.</u>
Ollie Carnegie	1,273	Ollie Carnegie	258
Greg Mulleavy	1,107	Bill Kelly	149
Jack White	1,106	Luke Easter	114
Bill Kelly	931	Ollie Tucker	108
Nattie Nattress	820	Jeff Manto	79
Jake Gettman	795	Frank Carswell	78
Jim Murray	731	Russell Branyan	76
Marve Olson	724	Andy Anderson	73
Ollie Tucker	723	Eddie Boland	72
Mayo Smith	711	Frank, Herrera, Coaker Triplett	69
BASE HITS		RUNS BATTED IN	
<u>Player</u>	<u>No.</u>	<u>Player</u>	<u>No.</u>
Ollie Carnegie	1,362	Ollie Carnegie	1,044
Greg Mulleavy	1,198	Bill Kelly	711
Bill Kelly	1,082	Ollie Tucker	504
Jack White	1,050	Greg Mulleavy	482
Jake Gelman	1,017	Coaker Triplett	359
Ollie Tucker	819	Luke Easter	353
Nattie Nattress	818	Eddie Boland	351
Jack Rowe	791	Andy Anderson	347
Jimmy Murray	779	Frank Carswell	342
Hardy Richardson	772	Al Moore	329
DOUBLES		TRIPLES	
<u>Player</u>	<u>No.</u>	<u>Player</u>	<u>No.</u>
Ollie Carnegie	249	Jim Murray *	88
Greg Mulleavy	249	Jake Gettman	64
Bill Kelly	208	Hardy Richardson	62
Ollie Tucker	176	Jack Rowe **	51
Jake Gettman	165	Bill Kelly	49
Hardy Richardson	154	Cecil Dye	45
Nattie Nattress	136	Al Moore	42
Heinie Mueller	131	Greg Mulleavy	42
Cecil Dye	130	Jack White ***	40
Frank Carswell	125		
STOLEN BASES		* Includes part of 1905 season with New Jersey	
<u>Player</u>	<u>No.</u>	** 1892-93 Not available.	
Nattie Nattress	218	*** 1898-99 Not available.	
Frank Gilhooley	215		
Jake Gettman	190		
Jim Murray*	152		
Eddie Miller**	137		
Jack White***	135		
Merlin Kopp	116		
Ray Dowd	113		
Ed Barney	106		

\*1905 Not Available

\*\* Includes part of the 1924 season with New Jersey

\*\*\* 1898-99 Not Available.



# BISONS HISTORY & RECORDS

## MODERN ERA SINGLE-SEASON HITTING RECORDS (SINCE 1985)

### QUALIFYING BATTING AVERAGE

Player	Season	Avg.
Dave Clark	1987	.340
Matt Hague	2015	.338
Mark Ryal	1990	.334
Torey Lovullo	1998	.326
Jhonny Peralta	2004	.326
Kevin Pillar	2014	.323
Russ Morman	1993	.320
Ben Francisco	2007	.318
Chris Coste	2002	.318
Jolbert Cabrera	1998	.318

### BASE HITS

Player	Season	No.
Jhonny Peralta	2004	181
Matt Hague	2015	177
Brandon Phillips	2004	158
Jolbert Cabrera	1998	157
Alex Ramirez	1998	156
Jesus Montero	2016	155
Jesus Feliciano	2009	154
Kevin Young	1992	154
Chris Coste	2002	152
Don Sparks	1996	151

### DOUBLES

Player	Season	No.
Jhonny Peralta	2004	44
Kevin Pillar	2014	39
Rich Aude	1994	38
Don Lovell	1987	36
Ryan Mulhern	2007	36
Brian Dorsett	1992	35
Mike Kinkade	2005	35
Russ Morman (1993)/ Brandon Phillips (2004)		
Bill Ripken (1995)/Mark Ryal (1990)		34

### TRIPLES

Player	Season	No.
Al Martin	1992	15
Steve Carter	1990	12
Zach Sorensen	2002	12
Greg Tubbs	1991	11
Cecil Espy	1991	10
David Roberts	1999	10
Carlos Garcia	1992	9
Joe Inglett	2005	9
Joe Inglett	2007	9
Bernie Tatis	1988	9

### QUALIFYING ON-BASE PERCENTAGE

Player	Season	Pct.
Matt Hague	2015	.416
Torey Lovullo	1998	.413
Dave Clark	1987	.413
Jolbert Cabrera	1998	.412
Kevin Young	1992	.406
Greg LaRocca	2002	.402
Trinidad Hubbard	1997	.401
Brian Giles	1995	.395
Joe Redfield	1991	.392
Ernie Young	2005	.392

### HOME RUNS

Player	Season	No.
Alex Ramirez	1998	34
Karim Garcia	2001	31
Phil Hiatt	1998	31
Richie Sexson	1997	31
Russell Branyan	1999	30
Dave Clark	1987	30
Nigel Wilson	1996	30
Mauro Gomez	2013	29
Ernie Young	2004	27
Russell Branyan	2004	25

### RUNS BATTED IN

Player	Season	No.
Alex Ramirez	1998	103
Brian Dorsett	1992	102
Ernie Young	2004	100
Nigel Wilson	1996	95
Rod Allen	1987	92
Matt Hague	2015	92
Valentino Pascucci	2011	91
Richie Sexson	1997	88
Jason Dubois	2006	87
Jhonny Peralta (2004)/Bill Selby (2000)		86

### RUNS SCORED

Player	Season	No.
Jhonny Peralta	2004	109
Jolbert Cabrera	1998	94
Alex Ramirez	1998	94
David Roberts	2000	93
Kevin Young	1992	91
Eddie Williams	1987	90
Nigel Wilson	1996	88
Rod Allen	1987	85
Al Martin	1987	85
Mike Kinkade (2005), Torey Lovullo (1995)		84

### STOLEN BASES

Player	Season	No.
Roemon Fields	2107	43
Tony Womack	1994	41
David Roberts	1999	39
David Roberts	2000	39
Daryl Boston	1986	38
Otis Nixon	1987	36
Greg Tubbs	1991	34
Albert Hall	1989	31
Carlos Garcia	1991	30
Rodney Craig (1986)/Mike McCoy (2013)		29

### QUALIFYING SLUGGING PERCENTAGE

Player	Season	Pct.
Dave Clark	1987	.621
Russ Morman	1993	.575
Alex Ramirez	1998	.566
Nigel Wilson	1996	.558
Torey Lovullo	1998	.558
Al Martin	1992	.557
Ernie Young	2004	.551
Richie Sexson	1998	.544
Richie Sexson	1997	.530
Bill Selby	2000	.526

# BISONS HISTORY & RECORDS

## ALL-TIME SINGLE-SEASON HITTING RECORDS

### BATTING AVERAGE

Player	Season	Avg.
Mickey Lehané	1887	#.392
Jim Walsh	1926	.388
Jake Drauby	1893	.379
Dan Brouthers	1883	.374
Dan Brouthers	1882	.368
Frank Grant	1887	#.366
Del Bissonette	1927	.365
John Dickshot	1936	.359
Dan Brouthers	1885	.359
Frank McGowan (1936), Jim Walsh (1925)		.356

### HOME RUNS

Player	Season	No.
Ollie Carnegie	1938	45
Bill Kelly	1926	44
Rick Lancelloti	1979	41
Luke Easter	1957	40
Luke Easter	1958	38
Ollie Carnegie	1935	37
Frank Herrera	1959	37
George Fisher	1929	36
Jack Wallaesa	1953	36
Luke Easter (1956), Duke Carmel (1964)		35

### BASE HITS

Player	Season	No.
Del Bissonette	1927	229
Vernon Spencer	1925	227
Al Moore	1930	221
Al Moore	1929	218
Bill Kelly	1923	217
Fresco Thompson	1926	217
Al Moore	1928	215
Greg Mulleavy	1933	206
Elbie Fletcher	1936	206
Bill Kelly (1924), Jim Walsh (1926)		204

### RUNS BATTED IN

Player	Season	No.
Del Bissonette	1927	167
Bill Kelly	1924	155
Ollie Carnegie	1935	153
Bill Kelly	1926	151
Ollie Carnegie	1932	140
Ollie Carnegie	1934	136
Ollie Carnegie	1938	136
Ed Kobesky	1944	129
Bill Kelly	1923	128
Luke Easter (1957), Frank Herrera (1959)		128

### DOUBLES

Player	Season	No.
Ollie Tucker	1932	52
Bill Kelly	1923	49
Bob DelGreco	1959	48
Del Bissonette	1927	46
Frank McGowan	1936	45
Elbie Fletcher	1936	44
Jhonny Peralta	2004	44
Andy Anderson	1924	43
Cecil Dye	1924	43
Vernon Spencer (1925), Jim Walsh (1926)		43

### TRIPLES

Player	Season	No.
Del Bissonette	1927	20
Frank Kane	1921	17
Al Moore	1929	16
John Groth	1948	16
Len Koenecke	1933	15
John Dickshot	1936	15
Al Martin	1992	15
Frank Kane	1922	14
Heinie Mueller	1930	14

### STOLEN BASES

Player	Season	No.
Dwight Taylor	1983	95
Don Carter	1984	72
Ray Dowd	1920	59
Frank Gilhooley	1921	55
Ray Dowd	1921	54
Frank Gilhooley	1920	45
Eddie Miller	1920	45
Walter Keating	1920	43
Roemon Fields	2017	43
Lee Strait	1920	42

\*\* Records are 1920 to date  
# Walks counted as hits

# BISONS HISTORY & RECORDS

## MODERN ERA CAREER PITCHING LEADERS (SINCE 1985)

### GAMES PITCHED

Player	Seasons	No.
Bobby Korecky	(13,14,15,16)	138
Fernando Cabrera	(04,05,06,12)	136
Ryan Tepera	(14,15,16)	109
Scott Medvin	(88,89,90)	106
Justin Hampson	(11,12)	103
Danny Graves	(95,96,97,06)	98
Darryl Scott	(96,97)	98
Blas Minor	(90,91,92,94)	97
John Stilson	(13,14,16,17)	93
Mike Roesler	(90,91,92)	92

### EARNED RUN AVERAGE (125.0 IP MIN)

Player	Seasons	ERA
Scott Medvin	(88,89,90)	2.21
Pete Filson	(86)	2.27
Jeremy Sowers	(05,06,07,08)	2.56
Randy Wolf	(15)	2.58
Dorn Taylor	(88,89,90)	2.59
Ryan Tepera	(14,15,16)	2.70
Roger Mason	(90,91)	2.70
Chris Haney	(99,00)	2.74
Rick Reed	(88,89,90,91)	2.75
John Stilson	(13,14,16,17)	2.75

### WINS

Player	Seasons	No.
Rick Reed	(88,89,90,91)	35
Dorn Taylor	(88,89,90)	34
Joe Roa	(95,96)	28
Jeremy Guthrie	(03,04,05,06)	26
Jason Stanford	(01,02,03,04,05,06,07,08)	26
Tim Drew	(00,01,02)	23
Bill Long	(85,86)	22
Jim Brower	(99,00)	20
John Farrell	(87,95,96)	20
Pat Misch	(09,10,11)	20

### WINNING PERCENTAGE (20 DEC MIN)

Player	Seasons	Pct.
Jason Jacome	(97,98)	.850 (17-3)
Brian Anderson	(96,97)	.750 (18-6)
Aaron Laffey	(07,08)	.750 (15-5)
Jason Phillips	(01,02,03)	.731 (19-7)
Joe Roa	(95,96)	.718 (28-11)
Bob Patterson	(88,89)	.700 (14-6)
Jeremy Sowers	(05,06,07,08)	.667 (18-9)
Rick Reed	(88,89,90,91)	.660 (35-18)
Randy Kramer	(88,89,90)	.654 (17-9)
Kyle Denney	(03,04, 05)	.650 (13-7)

### SAVES

Player	Seasons	No.
Fernando Cabrera	(04,05,06,12)	30
Bobby Korecky	(13,14,15)	29
Blas Minor	(90,91,92,94)	29
Chris Nichting	(98,00)	27
Jake Robbins	(04,05)	27
Tony Menendez	(85,93)	24
David Riske	(99,00,01,02)	24
Scott Medvin	(88,89,90)	23
Edward Mujica	(06,07,08)	23
Ryan Tepera	(14,15,16)	23

### STRIKEOUTS

Player	Seasons	No.
Jason Stanford	(01,02,03,04,05,06,07,08)	305
Rick Reed	(88,89,90,91)	290
Dorn Taylor	(88,89,90)	281
Jeremy Guthrie	(03,04,05,06)	260
Fernando Cabrera	(04,05,06,12)	233
Chris Schwinden	(11,12)	226
Dillon Gee	(09,10,11)	215
Pat Misch	(09,10,11)	214
Brian Slocum	(06,07,08)	200
Mike York	(89,90,91,92)	200

### INNINGS PITCHED

Player	Seasons	No.
Dorn Taylor	(88,89,90)	504.2
Rick Reed	(88,89,90,91)	461.1
Jason Stanford	(01,02,03,04,05,06,07,08)	408.2
Jeremy Guthrie	(03,04,05,06)	375.2
John Farrell	(87,95,96)	367.1
Joe Roa	(95,96)	330.0
Pat Misch	(09,10,11)	317.2
Tim Wakefield	(91,92,94)	315.2
Tim Drew	(00,01,02)	299.1
Bill Long	(85,86)	297.1

### COMPLETE GAMES

Player	Seasons	No.
Dorn Taylor	(88,89,90)	16
Rick Reed	(88,89,90,91)	13
Bill Long	(85,86)	12
Bruce Tanner	(85,86)	10
Tim Wakefield	(91,92,94)	10
Dave Johnson	(88)	9
Joe Roa	(95,96)	8
Bryan Clark	(86)	6
Randy Kramer	(88,89,90)	6
Vicente Palacios	(88,89,90,91)	6

### LOSSES

Player	Seasons	No.
Jeremy Guthrie	(03,04,05,06)	26
Dorn Taylor	(88,89,90)	22
John Farrell	(87,95,96)	21
Dylan Owen	(10,11,12)	20
Tim Wakefield	(91,92,94)	19
Tim Drew	(00,01,02)	18
Rick Reed	(88,89,90,91)	18
Rich Robertson	(93,94)	18
Tobi Stoner	(09,10)	17
Bruce Tanner	(85,86)	17

### WALKS

Player	Seasons	Pct.
Tim Wakefield	(91,92,94)	150
Dorn Taylor	(88,89,90)	146
Mike York	(89,90,91,92)	146
Jeremy Guthrie	(03,04,05,06)	145
John Farrell	(87,95,96)	132
Morris Madden	(88,89)	128
Jason Stanford	(01,02,03,04,05,06,07,08)	123
Victor Cole	(91,92,93)	105
Ricky Romero	(13,14)	105
Dylan Owen	(10,11,12)	100

# BISONS HISTORY & RECORDS

## MODERN ERA SINGLE-SEASON PITCHING RECORDS (SINCE 1985)

### GAMES PITCHED

Player	Season	No.
Fernando Cabrera	2012	57
Rich Batchelor	1998	57
Mike Dalton	1992	56
Travis Willis	1994	56
Bobby Korecky	2014	55
Rich Rundles	2008	55
Scott Medvin	1989	54
Tony Menendez	1993	54
Dale Thayer	2011	54
Joe Ausanio	1992	53

### WINS

Player	Season	No.
Joe Roa	1995	17
Dave Johnson	1988	15
Roy Smith	1993	15
Pete Filson	1986	14
Jason Jacome	1998	14
Rick Reed	1991	14
Dorn Taylor	1990	14
Eric Bell (1995) /Dill Gee (2010)/		
Bill Long (1985)/Vicente Palacios (1990)		13

### SAVES

Player	Season	No.
Chris Nichting	2000	26
Tony Menendez	1993	24
Jake Robbins	2005	23
Rich Batchelor	1998	22
Fernando Cabrera	2012	22
Bobby Korecky	2014	22
Dale Thayer	2011	21
Rich DeLucia	1999	19
Danny Graves (1996)/Blas Minor (1992)/Chad Paronto (2003)		
Roy Smith (2001), Ryan Tepera (2016)		18

### INNINGS PITCHED

Player	Season	No.
Randy Kramer	1988	198.1
Dorn Taylor	1990	195.0
Dave Johnson	1988	192.1
John Farrell	1995	184.1
Vincente Palacios	1990	183.2
Bob Patterson	1989	177.1
Tim Wakefield	1994	175.2
Dorn Taylor	1989	170.2
Rick Reed	1991	167.2
Roy Smith	1993	167.2

### LOSSES

Player	Seasons	No.
Scott Diamond	2016	15
Tim Wakefield	1994	15
Mike Murphy	1987	14
Luis Santos	2017	12
Jake Dittler	2006	12
John Farrell	1987	12
Dave Johnson	1988	12
6 tied at		11

### QUALIFYING EARNED RUN AVERAGE

Player	Season	ERA
Dorn Taylor	1988	2.14
Rick Reed	1991	2.15
Pete Filson	1986	2.27
Dorn Taylor	1989	2.58
Randy Wolf	2015	2.58
Roland de la Maza	1997	2.90
Steve Fireovid	1991	2.90
Dorn Taylor	1990	2.91
Scott Copeland	2015	2.95
Steve Fireovid	1985	3.01

### WINNING PERCENTAGE (10 DEC MIN)

Player	Season	Pct.
Jack Cressend	2004	.909 (10-1)
Jason Phillips	2003	.909 (10-1)
Jeremy Sowers	2006	.900 (9-1)
Jason Jacome	1998	.875 (14-2)
Joe Roa	1995	.850 (17-3)
Albie Lopez	1996	.833 (10-2)
Pete Filson	1986	.824 (14-3)
Steve Watkins	2005	.818 (9-2)
Randy Wolf	2015	.818 (9-2)
Jimmy Williams (1996)/Jerry Don Gleaton (1985)/Kenny Rayborn (2004)		.800

### STRIKEOUTS

Player	Seasons	No.
Dillon Gee	2010	165
Vicente Palacios	1990	137
Chris Schwinden	2011	134
Mike York	1990	130
Jeury's Familia	2012	128
Randy Kramer	1988	120
Kyle Denney	2004	113
Matt Harvey	2012	112
Dorn Taylor	1990	112
Drew Hutchison	2016	110

### COMPLETE GAMES

Player	Seasons	No.
Dave Johnson	1988	9
Bill Long	1985	7
Bryan Clark	1986	6
Randy Kramer	1988	6
Bruce Tanner	1986	6
Dorn Taylor	1988	6
Tim Wakefield	1992	6
8 tied at		5

### WALKS

Player	Seasons	Pct.
Tim Wakefield	1994	98
Bryan Oelkers	1987	96
Mike York	1990	78
Jeury's Familia	2012	73
Mike Murphy	1987	69
Mike Matthews	1998	68
Willie Martinez	2000	67
Cliff Speck	1985	67
Morris Madden	1988	65
John Farrell	1987	64



# BISONS HISTORY & RECORDS

## MODERN ERA PLAYOFF HITTING LEADERS (SINCE 1985)

GAMES PLAYED		AVERAGE (25 AB MIN)		GAMES PLAYED	
Player	No.	Player	Avg.	Player	No.
Torey Lovullo (95,97,98)	29	Bill Selby (98)	.412	Torey Lovullo (95,97,98)	35
Brandon Phillips (02,04,05)	20	Chad Allen (02)	.360	Zach Sorensen (00,01,02)	21
Jeff Manto (98,00)	16	Jeff Manto (98,00)	.345	Jeff Manto (98,00)	20
Zach Sorensen (00,01,02)	15	Sean Casey (97)	.344	Brandon Phillips (02,04,05)	20
Dusty Wathan (04,05)	14	Brent Abernathy (04)	.343	Jolbert Cabrera (98)	15
Ernie Young (04,05)	14	Grady Sizemore (04)	.333	Bill Selby (98)	14
Bruce Aven (96,97)	13	Torey Lovullo (95,97,98)	.333	Dusty Wathan (04,05)	14
5 tied at	12	Jolbert Cabrera (98)	.326	Casey Candaele (95,97)	14
		Chris Coste (01,02)	.325	3 tied at	13
		Peralta(04)/Tubbs(91,92)	.324		

DOUBLES		TRIPLES		HOME RUNS	
Player	No.	Player	No.	Player	No.
Torey Lovullo (95,97,98)	11	Zach Sorensen (00,01,02)	4	Jeff Manto (98,00)	4
Chris Coste (01,02)	5	Jolbert Cabrera (98)	3	Brian Dorsett (91,92)	3
Tim Costo (95)	5	Ben Broussard (02)	1	Alex Ramirez (96,98)	3
Zach Sorensen (00,01,02)	5	Trenidad Hubbard (97)	1	Ryan Garko (04)	2
Jeff Manto (98,00)	5	Torey Lovullo (95,97,98)	1	Eric Helfand (96)	2
Mark Budzinski (00,01)	4	Al Martin (92)	1	Brandon Phillips (02,04,05)	2
Casey Candaele (95,97)	4	Alex Ramirez (96,98)	1	Richie Sexson (97)	2
Jacob Cruz (98)	4	Jeff Richardson (91,92)	1	Grady Sizemore (04)	2
Greg LaRocca (01)	4	Grady Sizemore (04)	1	Greg Tubbs (91,92)	2
Luis Lopez (95)/Bill Selby (98)	4			Luis Lopez (95)/Bill Selby (98)	2

RUNS BATTED IN		RUNS SCORED		STOLEN BASES	
Player	No.	Player	No.	Player	No.
Jeff Manto (98,00)	18	Torey Lovullo (95,97,98)	17	Mark Budzinski (00,01)	2
Torey Lovullo (95,97,98)	15	Jacob Cruz (98)	13	Jeromy Burnitz (95)	2
Brian Dorsett (91,92)	10	Jolbert Cabrera (98)	13	Anthony Medrano (01,02)	2
Zach Sorensen (00,01,02)	10	Zach Sorensen (00,01,02)	12	Enrique Wilson (96,97)	2
Greg Tubbs (91,92)	10	Alex Ramirez (96,98)	8	15 tied at	1
Chris Coste (01,02)	9	Jeff Manto (98,00)	8		
Alex Ramirez (96,98)	9	Greg Tubbs (91,92)	8		
Sean Casey (97)	8	Sean Casey (97)	7		
Luis Lopez (95)	8	8 tied with	6		
Brandon Phillips (02,04,05)	8				

## MODERN ERA PLAYOFF PITCHING LEADERS (SINCE 1985)

GAMES PITCHED		WINS		SAVES	
Player	No.	Player	No.	Player	No.
Jason Grimsley (95,98)	9	Danny Graves (95,96)	3	Jason Grimsley (95,98)	3
Danny Graves (95,96)	7	Jason Jacome (98)	3	Jake Robbins (04,05)	3
Jeff Sexton (97,98)	7	Brian Anderson (96,97)	2	Ben Blomdahl (97,98)	1
Brian Tallet (02,04,05)	7	Eric Bell (95)	2	Blake Ilsley (97)	1
Jake Robbins (04,05)	6	Fausto Carmona (04,05)	2	Joe Klink (95)	1
Chris Nichting (98)	5	Travis Driskill (97,98)	2	Jeff Sexton (97,98)	1
Joe Roa (95,96)	5	Jason Rakers (98)	2	Paul Shuey (97,98)	1
Roy Smith (00,01)	5	Evan Thomas (04)	2	Brian Williams (00)	1
8 tied at	4	David Weathers (97)	2	Tim Young (02)	1
		16 tied at	1		

EARNED RUN AVERAGE (8.0 IP)		STRIKEOUTS		INNINGS PITCHED	
Player	ERA	Player	No.	Player	No.
Evan Thomas (04)	0.56	Travis Driskill (97,98)	23	Jason Grimsley (95,98)	26.1
Rick Reed (91)	0.96	Jason Grimsley (95,98)	22	Travis Driskill (97,98)	24.2
Dave Maurer (02)	1.08	Brian Anderson (96,97)	18	Brian Anderson (96,97)	22.2
Roy Smith (00,01)	1.08	Danny Graves (95,96)	15	Joe Roa (95,96)	22.1
Danny Graves (95,96)	1.26	Francisco Cruceta (04)	15	Jason Jacome (98)	20.1
Eric Bell (95)	1.32	Ryan Drese (02)	14	Fausto Carmona (04,05)	20.0
John Farrell (95)	1.69	Jason Jacome (98)	14	Jason Rakers (98)	18.1
Ben Blomdahl (97,98)	2.70	Joe Roa (95,96)	14	David Weathers (97)	18.1
Jason Phillips (01)	2.79	Evan Thomas (04)	14	Brian Tallet (02,04,05)	16.1
Steve Fireovid (91)	2.79	Jason Rakers (98)	13	Farrell (95)/Thomas (04)	16.0

## MODERN ERA TEAM RECORDS

---

**Longest Winning Streak:** 10, (x2) April 18-28, 2002 & August 12-21(1), 2004

**Longest Losing Streak:** 10, (x2), August 27-September 5, 1994 & June 16-24, 2017

**Longest Home Winning Streak:** 12, July 21-22, July 29-August 5, August 10, 1990

**Longest Home Losing Streak:** 9, April 13-16, 24-27, May 1(1), 2009

**Longest Road Winning Streak:** 9, (x2), April 17-19, 28-30, May 8-11, 1985 & June 19, 24-29, July 4-5, 2016

**Longest Road Losing Streak:** 12, August 15-18, 29-September 5, 1994

## MODERN ERA TEAM SINGLE-GAME RECORDS

---

**Longest Game, Time:** 5 hr., 39 min., 8/17/86 at Indianapolis (20 innings)(6-5 Win)

**Longest Game, Innings:** 20, 8/17/86 at Indianapolis (6-5 Win)

**Longest Nine-Inning Game:** 3 hr., 50 min., 5/19/12 vs. Indianapolis (11-6, Win)

**Shortest Game (7 innings):** 1 hr., 21 min., 8/20/09(2) vs. Syracuse (2-0 Win)

**Shortest Game (9 innings):** 1 hr., 42 min., 8/5/93 vs. Louisville (2-1 Loss)

**Largest Victory Margin, Bisons:** 18, 4/18/13 at Syracuse (27-9 Win)

**Largest Victory Margin, Opp.:** 19, 7/18/93 at Oklahoma City (20-1)

**Largest Shutout Victory, Bisons:** 15-0, (x2), 5/1/99 at Pawtucket & 6/1/06 vs. Durham

**Largest Shutout Victory, Opp.:** 14-0, 4/19/86 vs. Louisville

**Largest Deficit Overcome in Win, Bisons:** 8 runs, (x2), 8/19/00(2) vs. Ottawa (Down 8-0, Won 9-8)

4/23/07 vs. Pawtucket (Down 14-6, Won 15-14)

**Largest Deficit Overcome in Win, Opp.:** 8 runs, (x2) 7/23/91 at Oklahoma City (Led 8-0, Lost 10-8)

8/23/00 at Scranton/Wilkes-Barre (Leading 8-0, Lost 10-9)

**Most Runs, Game, Bisons:** 27, 4/18/13 at Syracuse (27-9 Win)

**Most Runs, Game, Opp.:** 22, 4/21/87 vs. Oklahoma City (Lost 22-6)

**Most Runs Combined, Game:** 38, 4/29/04 at Rochester (Won 25-13)

**Most Runs, Inning, Bisons:** 10, (x2), 5/6/01 vs. Richmond (3rd)(14-0 Win)

4/18/13 at Syracuse (7th)(27-9 Win)

**Most Runs, Inning, Opp.:** 11, 7/7/96 vs. Indianapolis (2nd)(14-4 Loss)

**Most Hits, Game, Bisons:** 29, 4/18/13 at Syracuse (27-9 Win)

**Most Hits, Game, Opp.:** 25, 5/16/85 vs. Omaha (17-3 Loss)

**Most Hits Combined, Game:** 43, (x2), 7/2/98 vs. Scranton (17-16 Win)(Bisons 23)

4/18/13 at Syracuse (27-9 Win)(Bisons 29)

**Fewest Hits Combined, Game:** 3, 5/15/08(1) vs. Pawtucket (2-0 Loss)(Bisons 1)

**Most Homers, Game, Bisons:** 7, (x2), 5/1/99 at Pawtucket (15-0 Win)

7/2/04 vs. Syracuse (16-2 Win)

**Most Homers, Game, Opp.:** 7, (x2), 4/21/87 vs. Oklahoma City (22-6 Loss)

8/16/98 vs. Scranton (14 innings) (15-10 Loss)

**Most Homers, Combined, Game:** 11, 8/16/98 vs. Scranton (14 innings) (15-10 Loss)

**Most Stolen Bases, Game, Bisons:** 8, 6/24/88 at Tidewater (2-1 Loss)

**Most Stolen Bases, Game, Opp.:** 7, (x2) 6/29/85 at Indianapolis (10-5 Loss)

5/30/86 at Oklahoma City (10 innings)(6-5 Win)

**Most Walks Thrown, Game, Bisons:** 14, 8/16/98 vs. Scranton (14 innings)(15-10 Loss)

**Most Walks Thrown, Game, Opponents:** 16, 4/23/04 at Ottawa (Won 11-5)

## MODERN ERA TEAM SINGLE-GAME RECORDS

---

**Most Strikeouts Thrown, Game, Bisons:** 18, 8/24/05 vs. Syracuse (11 innings)(11-10 Win)

**Most Strikeouts Thrown, Game, Opponents:** 20, 6/3/01 at Columbus (2-1 Loss)

**Most LOB, Game, Bisons:** 19, 8/26/10 at Syracuse (14 innings)(5-4 Loss)

**Most LOB, Game, Opp:** 19, (x3) 6/9/91 at Syracuse (12 innings)(6-4 Win)

6/7/96 at New Orleans (15 innings)(5-4 Loss)

5/26/99 at Durham (12 innings)(8-7 Loss)

**Most Errors, Game, Bisons:** 7, 7/8/86 at Denver (12-8 Win)

**Most Errors, Game, Opp.:** 7, 7/31/85 at Oklahoma City (7-6 Loss)

**Most DP Turned, Game, Bisons:** 5, (x5), 8/3/93 at Indianapolis (6-2 Win)

8/22/93 vs Omaha (8-4 Win)

8/26/94 vs Oklahoma City (2-0 Win)

6/8/97(2) vs. Iowa (5-1 Win)

5/16/07 at Ottawa (10 innings)(3-2 Win)

**Most DP Turned, Game, Opp.:** 5, (x10), Last: 8/20/13 at Pawtucket (1-0 Loss)

## MODERN ERA INDIVIDUAL SINGLE-GAME OFFENSIVE RECORDS

---

**Longest Hitting Streak:** 28 games, Alex Ramirez, 4/13-5/18/98

**Most AB, Game, Bisons:** 9, (x3), Ken Williams & Jack Perconte, 8/17/86 at Indianapolis (20 innings)(6-5 Win)

Tom Romano, 5/25/88 at Toledo (16 innings)(7-5 Win)

**Most AB, Game, Opp.:** 9, (x2), Casey Candaele, 8/17/86 at Indianapolis (20 innings)(6-5 Win)

Skeeter Barnes, 9/4/90 vs. Nashville (18 innings)(4-3 Loss)

**Most Runs, Game, Bisons:** 5, (x3), Brent Abernathy, 6/19/04 vs Indianapolis (16-6 Win)

Ryan Langerhans & Moises Sierra, 4/18/13 at Syracuse (27-9 Win)

**Most Runs, Game, Opp.:** 5, (x2), Ezequiel Carrerea, 6/5/12 at Columbus (21-3 Loss)

Donovan Solano, 8/31/16 vs. Scranton/Wilkes-Barre (14-2 Loss)

**Most Hits, Game, Bisons:** 6, (x2), Justin Turner, 9/6/10 at Rochester (6-6, 2B, 3B, HR, RBI)(16-2 Win)

Moises Sierra, 4/18/13 at Syracuse (6-6, 2B, 3B, 3 RBI)(27-9 Win)

**Most Hits, Game, Opp.:** 6, Jeff Small, 6/1/90 at Iowa (6-6)

**Most Doubles, Game, Bisons:** 4, Kevin Pillar, 6/26/13 at Gwinnett (4-3 Win)

**Most Doubles, Game, Opp.:** 3, (x27), Last: Donovan Solano, 8/31/16 vs. Scranton/Wilkes-Barre (14-2 Loss)

**Most Triples, Game, Bisons:** 2, (x18), Last: Jonathan Diaz, 5/22/14 at Louisville (4-2 Win)

**Most Triples, Game, Opp.:** 2, (x13), Last: Cito Culver, 7/4/17 at Scranton/Wilkes-Barre (7-0 Loss)

**Most Homers, Game, Bisons:** 3, (x10), Al Martin, 7/2/92 at Louisville, Jeff Manto, 7/14/97 vs. Iowa

Russell Branyan, 4/17/99 at Ottawa, Russell Branyan, 7/22 at Indianapolis

Bill Selby, 7/13/00 at Pawtucket, Ryan Ludwick, 8/17/04 at Pawtucket

Dusty Wathan, 6/2/05 vs. Toledo, Valentino Pascucci, 6/18/10 vs. Indianapolis

Vinny Rottino, 5/19/12 vs. Indianapolis, Brett Wallace, 8/24/14 vs. Pawtucket

**Most Homers, Game, Opp.:** 3, (x2), Joey Meyer, 6/2/87 at Denver

Gary Bennett, 8/16/98 vs. Scranton/Wilkes-Barre

**Most RBI, Game, Bisons:** 9, Dusty Wathan, 6/2/05 vs. Toledo (13-1 Win)

**Most RBI, Game, Opp.:** 9, Jared Goedert, 6/5/12 at Columbus (21-3 Loss)

## MODERN ERA INDIVIDUAL SINGLE-GAME OFFENSIVE RECORDS

---

**Most Stolen Bases, Game, Bisons:** 4, (x4), Bernie Tatis, 4/22/88 at Indianapolis,  
Albert Hall, 7/2/89 at Columbus,  
Jordany Valdespin, 7/2/12 vs. Durham,  
Anthony Gose, 8/21/14 vs. Scranton/Wilkes-Barre

**Most Stolen Bases, Game, Opp.:** 4, (x2), Bob Brower, 5/30/86 at Oklahoma  
Joey Gathwright, 7/11/04 at Durham

**Most Walks, Game, Bisons:** 5, (x2), John Cangelosi, 7/7/88 at Iowa  
Coco Crisp 4/3/03 vs. Pawtucket

**Most Walks, Game, Opp.:** 5, (x2), Todd Haney, 8/5/97 at New Orleans  
Colin Curtis, 4/12/12 vs. Scranton/Wilkes-Barre

**Most Strikeouts, Game, Bisons:** 5, (x4), Russell Branyan, 5/1/99 at Pawtucket  
David Roberts, 4/26/00 vs. Pawtucket  
Tim Laker, 8/23/02 at Rochester  
Chris Colabello, 7/20/18 vs. Norfolk

**Most Strikeouts, Game, Opp.:** 5, (x4), Mike Cameron, 4/11/97 vs. Nashville  
B.J. Upton, 6/4/06(2) vs. Durham (16 innings)  
Darnell McDonald, 7/3 vs. Rochester (13 innings)  
Zach Walters, 6/28/14 @Syracuse (13 innings)

## MODERN ERA INDIVIDUAL SINGLE-GAME PITCHING/DEFENSIVE RECORDS

---

**Most Strikeouts, Game, Bisons:** 14, Marcus Moore, 8/10/97 at Louisville

**Most Strikeouts, Game, Opp.:** 18, Randy Keisler, 6/03/01 at Columbus

**Most Walks, Game, Bisons:** 9, Ricky Romero, 5/16(1)/14 vs. Gwinnett (4-1 Loss)

**Most Walks, Game, Opp.:** 12, Joe Gannon, 4/23/04 at Ottawa

**Most Earned Runs, Game:** 13, (x2), Dylan Owen, 6/5/12 at Columbus (21-3 Loss)

**Most Hits, Game, Bisons:** 16, (x3), Scott Roberts, 8/29/87 at Indianapolis  
Dave Johnson, 7/20/88 at Oklahoma City  
Aaron Laffey, 8/25/08 at Scranton/Wilkes-Barre

**Most Hits, Game, Opp.:** 14, (x2), Bob Sebra, 8/10/92 at Iowa, Taylor Hill, 6/8/14 vs. Syracuse (6 innings)(4-2 Win)

**Most Homers, Game, Bisons:** 5, (x3), Mike Matthews, 5/23/98 vs. Columbus  
Kazuhito Tadano, 6/3/05 vs. Columbus  
Dan Cevette, 9/5/05 at Syracuse

**Most Homers, Game, Opp.:** 4, (x16), Last: Virgil Vazquez, 4/7/13 at Rochester (14-5 Loss)

**Most WP, Game, Bisons:** 4, (x5), Joe Cowley, 4/24/86 at Nashville  
Morris Madden, 7/22/88 vs. Denver  
Joel Johnston, 4/23/93 vs. Oklahoma City  
Rich Robertson, 7/15/93(1) at New Orleans  
Jim Brower, 8/28/99 at Syracuse

**Most WP, Game, Opp.:** 4, (x3), Last: Ivan Nova, 7/7/11 at Scranton/Wilkes-Barre (6-2 Loss)

**Most Balks, Game, Bisons:** 3, (x2), Joe Cowley, 4/24/86 at Nashville, Albie Lopez, 7/11/96 at Omaha

**Most Balks, Game, Opp.:** 3, (x2), Scott Arnold, 5/6/88 vs. Louisville, Angel Miranda, 7/28/92 vs. Denver

**Most Consecutive Batters Retired, Game, Bisons:** 27, R.A. Dickey, 4/29/10 vs. Durham (4-0 Win)

**Most Errors, Game, Bisons:** 3, (x14), Last: Kevin Nolan, 7/31/14 vs. Lehigh Valley (6-4 Loss)

**Most Errors, Game, Opp.:** 5, Jerry Goff, 5/4/91 vs. Indianapolis



## THE LAST TIME THE BUFFALO BISONS...

**Triple Play:** 5/27/16 at Toledo (4th inning). With runners on first and second, Toledo's John Hicks hits a grounder to third baseman David Adams. Adams steps on third base to force Casey McGehee and throws to second baseman Andy Burns to force Tyler Collins. Burns throws to first baseman Matt Dominguez to complete the triple play.

**Perfect Game:** Dick Marlowe, 8/15/52 vs Baltimore (2-0 Win)

**No-Hitter:** (Nine innings), Bartolo Colon, 6/20/97 vs New Orleans (4-0 Win)  
(11 innings), Rufe Gentry, 4/25/43 vs Newark (1-0 Win)

**10 or More Strikeouts, Player:** Luis Santos (10), 6/16/17 vs. Scranton/Wilkes-Barre (8-1 Loss)

**Two Hits, Inning:** Jonathan Diaz (1B, RBI-1B) & Adron Chambers (1B-1B), 7/27/14 vs. Lehigh Valley (3rd )(9-4 Win)

**Five Hits, Game:** Ty Kelly, 9/3/15 at Scranton/Wilkes-Barer (5-5, R) (2-12 Loss)

**Six Hits, Game:** Moises Sierra, 4/18/13 at Syracuse (6-6, 5 R, 2B, 3B, 3 RBI) (27-9 Win)

**Hit For The Cycle:** Jim Negrych, 4/18/13 at Syracuse (4-7, 4 R, 2B, 3B, HR, RBI, BB)(27-9 Win)

**Pinch-Hit Home Run:** Luis Jimenez, 8/29/13 vs. Rochester (off Michael Tonkin)(3-2 Win)

**Pinch-Hit Grand Slam:** Brian Dorsett, 8/28/92 at Indianapolis (off Matt Maysey)(16-9 Win)

**Home Run By A Pitcher:** Matt Harvey, 4/25/12 at Lehigh Valley (off B.J. Rosenberg) (12-1 Loss)

**Home Run Leading Off A Game:** Dalton Pompey, 8/21/16 at Charlotte (off Kameron Loe)(8-5 Loss)

**Inside-The-Park Home Run:** Ryan Goins, 5/29/13 at Durham (off Juan Sandoval)(10-2 Loss)

**Two Home Runs, Inning:** Ryan Ludwick, 8/17/04 vs. Pawtucket (3rd inning off Byung-Hyun Kim) (13-9 Win)  
Ollie Carnegie, 8/13/34 vs Albany (2nd inning off Walter "Boom Boom" Beck)

**Two Home Runs, Game:** Teoscar Hernandez, 8/22/17 at Pawtucket (6-2 Win)

**Home Runs Left and Right Handed, Game:** Trevor Crowe, 7/31/08 at Durham (12-2 Win)

**Three Home Runs, Game:** Brett Wallace, 8/24/14 vs. Pawtucket (10-6 Win)(12 innings)

**Four Home Runs, Game:** Billy Bottenus, 5/12/1895 vs. Wilkes-Barre  
(4HR, 2B in game at Franklin Park - shortened because of cold weather)

**Grand Slam:** Teoscar Hernandez, 8/13/17 at Toledo (off Joshua Turley)(10-4 Win)

**Walk-Off Home Run:** Rowdy Tellez, 5/19/17 vs. Pawtucket (off INF Mike Miller)(13 innings)(7-5 Win)

**Walk-Off Grand Slam:** Brett Wallace, 8/24/14 vs. Pawtucket (off Miguel Celestino)(10-6 Win)(12 innings)

**Two Grand Slams, Game:** Mike Baxes, 8/4/57 vs. Havana

**Back-To-Back Home Runs:** Jason Leblebajian & Ian Parmley, 5/6/17(1) vs. Lehigh Valley (3rd inning)(8-0 Win)

## THE LAST TIME THE BUFFALO BISONS...

---

**Three Consecutive Home Runs, Team:** Marc Marini, Casey Candaele & Torey Lovullo, 8/29/95 at Louisville  
(2nd inning)(off Alan Benes)(6-0 Win)

**Five HR, Game:** 8/24/14 vs. Pawtucket (Brett Wallace 3, Anthony Gose, George Kottaras)(10-6 Win)

**Six HR, Game:** 5/19/12 vs. Indinapolis (Vinny Rottino (3), Valentino Pascucci, Matt Tuiasosopo, Jordany Valdespin)  
(11-6 Win)

**Seven HR, Game:** 7/2/04 vs. Syracuse (Jhonny Peralta(2), Eric Crozier(2), Sandy Martinez(2), Brent Abernathy)  
(16-2 Win)

**Three Stolen Bases, Game:** Jon Berti, 7/17/17 at Columbus (7-5 Win)

**Four Stolen Bases, Game:** Anthony Gose, 8/21/14 vs. Scranton/Wilkes-Barre (5-1 Win)

**Steal of Home:** (straight steal), Darin Mastroianni, 8/11/14 vs. Norfolk (5-0 Win)  
(double steal), Andy Green, 6/30/10 vs. Syracuse (9-4 Win)

**Position Player To Pitch:** Ian Parmley, 5/19/17 vs. Pawtucket (W, 2.0IP, 2H)(7-5 Win)(13 innings)



## THE LAST TIME A BUFFALO BISONS' OPPONENT...

**Triple Play:** 8/7/15 at Gwinnett (8th inning). Sean Ochinko grounds to 3B Sean Kazmar, who touches third base to force Andy Burns. Kazmar throws to second baseman Eric Young Jr. to force Jon Berti. Young Jr. throws to first baseman Jordan Lennerton to retire Ochinko (5-3 Loss).

**Perfect Game:** Bronson Arroyo, 8/10/03 at Pawtucket (7-0 Loss)

**No-Hitter:** (7 inning) Rich Stoll, 8/27/85(1) at Indianapolis (3-0 Loss)  
(9 inning) Bronson Arroyo, 8/10/03 at Pawtucket (7-0 Loss)

**10 or More Strikeouts:** Aaron Slegers (10), 8/27/17 vs. Rochester (4-3 Loss)

**Two Hits, Inning:** Jason Martinson (1B, RBI-2B) & Matt Skole (1B, RBI-1B), 8/14/15 at Syracuse (4th inning)(8-2 Loss)

**Five Hits, Game:** Ronny Rodriguez, 5/30/16 vs. Columbus (5-6, 2R, 2B)(5-4 Loss)(12 innings)  
Erik Gonzalez, 5/30/16 vs. Columbus (5-6, R, 2B, 3RBI)

**Six Hits, Game:** Jeff Small, 6/1/90 at Iowa (6-6)(6-5 Loss)(13 innings)

**Hit For The Cycle:** Frank Catalanotto, 7/19/98 at Toledo (11-6 Win)

**Pinch-Hit HR:** Cody Asche, 5/29/17 at Charlotte (off Chris Smith)(walk-off in 9th inning)(9-7 Loss)

**Pinch-Hit Grand Slam:** Eddie Zambrano, 5/1/93 at Iowa (off Daryl Irvine)(8-7 Loss)

**Home Run By A Pitcher:** Jason McCommon, 9/5/99 vs. Rochester (off Jeff Sexton)(12-7 Win)

**Home Run Leading Off A Game:** Omar Infante, 8/13/17 at Toledo (off T.J. House)(10-4 Win)

**Inside-The-Park Home Run:** Marco Hernandez, 8/5/16 at Pawtucket (off Chris Leroux)(8-2 Loss)

**Two Home Runs, Inning:** Kelly Shoppach, 4/23/05 vs. Pawtucket (2nd inning)(off Jeremy Guthrie) (14-5 Loss)

**Two Home Runs, Game:** Bryce Brentz, 8/23/17 at Pawtucket (5-3 Loss)

**Home Runs Left and Right Handed, Game:** Shane Victorino, 5/4/05 vs. Scranton/WB (12-1 Loss)

**Three Home Runs, Game:** Gary Bennett, 8/16/98 vs. Scranton (15-10 Loss)(14 innings)

**Four Home Runs, Game:** Bob Seeds, 5/6/38 vs Newark (went 6-6, 12RBI, hit 3HR the next day)

**Grand Slam:** Danny Hayes, 5/27/17 at Charlotte (off Jarrett Grube)(12-7 Win)

**Back-To-Back Home Runs:** Hector Gomez & Brock Stassi, 6/13/17 at Lehigh Valley (Oberholtzer, M. Smith)(5th inning)

**3 Consec. HR, Team:** Chad Mottola, Jason Alfaro & Justin Singleton, 8/23/05 vs. Syracuse (6th inning)(7-5 Loss)

**Three Stolen Bases, Game:** Jose Constanza, 5/8/14 at Gwinnett (4-3 Loss)

**Four Or More Stolen Bases, Game:** Joey Gathright, 7/11/04 at Durham (7-6 Loss)

**Steal Of Home:** (straight steal), Jose Mota, 4/10/93 vs. Omaha (off Daryl Irvine and Jerry Goff (4-1 Loss)  
(double steal), Russ Canzler, 6/24/15 vs. Lehigh Valley (off Daniel Norris) (5-4 Loss)

**Position Player To Pitch:** Hernan Iribarren, 7/21/17 at Louisville (ND, 1.0IP, BB)(13-2 Win)

## BUFFALO BISONS ALL-TIME ROSTER 1877-2017 (3,150 PLAYERS)

### A (95 PLAYERS)

Aardsma, David	(P/2016)	Arias, Juan	(P/1979-80)	Barton, Larry	(1B/1948)	Bierbaur, Lou	(2B/1900-01)
Abad, Andy	(INF,OF/2005)	Armstrong, Herb	(SS/1918)	Bartosh, Cliff	(P/2004)	Bierbrodt, Nick	(P/2003)
Aber, Al	(P/1958)	Armstrong, Mike	(P/1987)	Bartson, Charles	(P/1888)	Bilardelo, Dann	(C/1989-90)
Abernathy, Brent	(INF/2004)	Arnold, —	(P/1901)	Bartulis, Joe	(P/1932-33)	Billings, Dick	(OF/1968-69)
Abernathy, Woody	(RF/1938)	Arrigo, Gerry	(P/1966)	Batch, Heinie	(3B/1930)	Binks, George	(RF/1950-51)
Abreu, Michel	(INF/2009)	Arroyo, Rafael	(C/2009)	Batchelor, Rich	(P/1998)	Bird, Tom	(C,OF/1905)
Acker, Tom	(P/1951)	Ash, Ken	(P/1934-39)	Bateman, John	(C/1970)	Birrer, Werner	(P/1952;55;60-66)
Acosta, Manny	(P/2010-12)	Astroth, Joe	(C/1957-58)	Bates, John	(OF/1918)	Bishop, Bill	(P,OF/1889)
Acosta, Taolinda	(OF/1966-67)	Atherton, Charles	(2B/1900-04)	Batista, Miguel	(P/2011;13)	Bissonette, Del	(1B/1927)
Adams, David	(INF/2016)	Atkins, Ralph	(1B/1952)	Battin, Joe	(3B/1894)	Bittman, Henry	(INF/1888)
Adams, Herb	(CF/1950)	Aubrey, Michael	(1B/2008)	Baughman, Larry	(P/1967)	Blackburn, Wayne	(UTL/1947)
Adams, Mike	(P/2006)	Aubrey, Harvey	(2B/1902)	Baumgartner, John	(UTL/1952-55)	Blackberry, George	(OF/1937)
Adams, Russ	(INF,OF/2010-11)	Aude, Rich	(1B/1993-94)	Bauer, Rick	(P/2008)	Blackley, Travis	(P/2010)
Addington, Tom	(P/1963)	Auer, Roy	(P/1925-26)	Bauta, Ed	(P/1964-65)	Blair, Frank	(C/1914)
Agler, Joe	(1B,OF/1914-15)	Aumont, Phillippe	(P/2015)	Bautista, Jose	(OF/2016)	Blair, Walter	(C/1914-15)
Agosto, Juan	(P/1985)	Ausanio, Joe	(P/1991-92)	Baxes, Mike	(SS/1957)	Blair, Willie	(P/2001)
Ahrens, Adolph	(P/1920)	Austin, James	(P/1995)	Baxter, Billy	(P/1911-12)	Blake, John	(CF/1919)
Akerfelds, Darrel	(P/1992)	Aven, Bruce	(OF/1996-98)	Baxter, Mike	(OF/2011-12)	Blanco, Geronimo	(OF/1981)
Akins, Roy	(C/1923)	Ayala, Luis	(P/2014)	Bay, Jason	(OF/2012)	Blanco, Gil	(P/1970)
Alba, Gibson	(P/1987)			Bay, Ronald "Bear"	(P/2006)	Blankenship, Kevin	(P/1991)
Albers, Andrew	(P/2015)			Bearnarth, Larry	(P/1965)	Blaquiere, Jean Luc	(C/2010; 12)
Alcala, Santo	(P/1979)			Beasley, Tony	(2B/1993)	Blatnik, John	(LF/1956)
Aldridge, Cory	(OF/2014)			Beato, Pedro	(P/2011-12)	Bleier, Richard	(P/2014)
Alexander, Matt	(3B/1979)			Beatty, Blaine	(P/1993)	Bliss, Frank	(SS/1877)
Alfaro, Jason	(INF/2006)			Becannon, Jim	(P,OF/1886)	Bliss, Lyle	(P/1945)
Alford, Anthony	(OF/2017)			Bechtel, Dick	(INF/1968)	Block, Cy	(3B/1948-50)
Alitzer, Dave	(SS/1902)			Beck, Chad	(P, 2013)	Blomdahl, Ben	(P/1997-98)
Allanson, Andy	(C/1984;87)			Beck, Fred	(P,1B/1912-13)	Bloomer, Joe	(P/1930-33)
Allen, Chad	(OF/2002)			Beck, Walter	(P/1929)	Bockhorn, Glen	(UTL/1986)
Allen, Dick	(3B/1878)			Beckendorf, Henry	(C/1911)	Boehmer, Len	(3B,SS/1966-67)
Allen, Harold	(UTL/1968)			Becquer, Julio	(1B/1961)	Bohnet, John	(P/1983-84)
Allen, Mike	(P/1980)			Bedient, Hugh	(P/1915)	Boken, Bob	(3B/1941-44)
Allen, Nick	(C/1914-15)			Beebe, Fred	(P,1B/1912-13)	Boland, Ed	(OF/1936-38;45-46)
Allen, Rod	(OF/1987)			Beecher, Ed	(OF/1890)	Boland, Murray	(P/1922-23)
Allen, —	(OF/1886)			Beeler, Pete	(C/1992)	Bolen, Stewart	(P/1926)
Allen, —	(3B/1905)			Bejma, Ollie	(INF/1943)	Bolick, Frank	(INF/OF/1969)
Allison, Mack	(P/1908-09)			Belardi, Wayne	(1B/1955)	Bolick, Frank C.	(3B,DH/1994-95)
Aloma, Luis	(P/1949)			Belcher, Tom	(P/1963-64)	Bolling, Frank	(2B/1952-53)
Alomar, Sandy Jr.	(C/1999)			Belinda, Stan	(P/1989-90)	Bolsinger, Mike	(P/2016-17)
Alou, Moises	(OF/1990)			Beliveau, Jeff	(P/2017)	Bolton, Cliff	(C/1940)
Alsbach, Paul	(P/1965)			Bell, Bubba	(OF/2011)	Bonin, Ernie	(OF/1914)
Alusik, George	(OF/1965)			Bell, David	(INF/1995)	Bonnely, Joe	(P/1929-30)
Alvarez, Manuel	(P/2010-11)			Bell, Eric	(P/1995)	Bonser, Boof	(P/2011)
Alvarez, Oscar	(P/2004)			Bell, George	(P/1931)	Booe, Everett	(UTL/1914)
Alvarez, Rogelio	(UTL/1966)			Bell, Jay	(INF/1987;89)	Boone, Randy	(P/2014)
Alyea, Brant	(OF/1968)			Bell, Mike	(1B/1993)	Boozar, John	(P/1962)
Amaro, Ruben	(1959)			Bell, Rob	(P/2006)	Borders, Pat	(C/1999)
Amaro Jr., Ruben	(SS,OF/1995)			Belliard, Rafael	(SS/1982)	Borkowski, Bob	(LF/1958)
Amaya, Jose	(P/2005)			Bench, Johnny	(C/1966-67)	Borom, Ed	(SS/1944-45)
Ambres, Chip	(OF/2009)			Bengoechea, Adam	(INF/1943;47)	Boros, Steve	(INF/1966-67)
Amole, Doc	(P/1898-1903)			Bengough, Benny	(C/1917-22)	Borowy, Hank	(P/1952)
Anderson, Andy	(OF/1924-27)			Bennett, Dennis	(P/1962)	Borucki, Ryan	(P/2017)
Anderson, Brett	(P/2017)			Bennett, Fred	(CF/1932-33)	Bosch, Don	(OF/1970)
Anderson, Brian	(P/1996-97)			Bennett, Harry	(P/1926)	Bosman, Dick	(P/1969)
Anderson, Chuck	(P/1916)			Bere, Jason	(P/2003;05)	Bostick, Adam	(P/2009)
Anderson, Craig	(P/1963-65)			Bergeron, Roy	(P/1931-32)	Boston, Daryl	(OF/1985-86)
Anderson, Fred	(P/1914-15)			Berkin, Jason	(P/2016)	Boswell, —	(CF/1929)
Anderson, Jason	(P/2004)			Bernard, Curtis	(OF/1901)	Bothwell, —	(P/1897)
Anderson, John	(P/2015-16)			Bernstine, Pookie	(OF/1984)	Bott, Bill	(P/1894)
Andreopoulous, Alex	(C/2001)			Bero, John	(INF/1943;46-48)	Bottenus, Billy	(OF/1895-96)
Andres, Ernie	(3B/1946)			Berroa, Angel	(INF/2009)	Botts, Jason	(OF/2011)
Andrews, Jay	(3B/1900-01)			Berry, Neil	(INF/1946-47)	Bouchee, Ed	(1B/1963)
Andrus, Wiman	(2B,OF/1889-90)			Berry, Quintin	(OF/2016)	Boudreau, Lou	(SS/1939)
Anfinson, Ed	(C/1923)			Berry, Sean	(3B/2000)	Bowens, Sam	(OF/1968-69)
Angell, Pete	(P/1940)			Berti, Jon	(INF/2015-17)	Bowman, Bob	(P/1945)
Angstadt, Bill	(P/1944-45)			Betancourt, Rafael	(P/2003)	Bowman, Bob	(P,OF/1960-61)
Antolin, Dustin	(P/2016)			Bethke, Jim	(P/1965)	Bowman, Roger	(P/1956)
Antonelli, John	(INF/1946-47)			Bettencourt, Larry	(3B/1929)	Bowman, W.L.	(C/1892)
Antonini, Michael	(P/2009-10)			Betts, Todd	(INF/1998)	Boyd, Frank	(C/1892-94)
Aponte, Ed	(P/1984)			Betzold, James	(1B,OF/1998)	Boyd, Jason	(P/2003)
Apple, Ray	(P/1963-64)			Beverlin, Jason	(P/2002;07)	Boyd, Matt	(P/2015)
Applegate, A.W.	(P/1925)			Bevier, Louis	(C/1902)	Bradford, Bill	(P/1957)
Appleton, Pete	(P/1946-47)			Biagini, Joe	(P/2017)	Bradley, George	(SS/1886)
Archdeacon, Maurice	(CF/1928)			Bialecki, Mike	(P/1982)	Bradley, Milton	(OF/2001-02)
Archer, Fred	(P/1938-39)			Biasetti, Hank	(1B/1950-51)	Bradley, Scott	(C/1986)
Archer, Jim	(C/1908)			Bibens-Dirkx, Austin	(P/2014-15)	Brain, Dave	(3B/1902;09-10)
				Biehl, Chuck	(SS/1945)	Brainard, Fred	(UTL/1927)
				Biemiller, Harry	(P/1924)	Brammer, J.D.	(P/2000-01)

### B (312 PLAYERS)

Babbington, Charles	(CF/1922)	Barton, Brian	(OF/2007)	Bierbaur, Lou	(2B/1900-01)
Backlund, Brett	(P/1992-93)	Barton, Daric	(INF/2015)	Bierbrodt, Nick	(P/2003)
Bacsik, Mike	(P/2000-01)			Bilardelo, Dann	(C/1989-90)
Badel, Fred	(OF/1906)			Billings, Dick	(OF/1968-69)
Bader, Herman	(OF/1892)			Binks, George	(RF/1950-51)
Bader, King	(P/1914-16)			Bird, Tom	(C,OF/1905)
Baez, Danys	(P/2001)			Birrer, Werner	(P/1952;55;60-66)
Bahen, Poodles	(C/1892)			Bishop, Bill	(P,OF/1889)
Bailey, Harvey	(P/1897)			Bissonette, Del	(1B/1927)
Baillargeon, Bob	(P/1961-62)			Bittman, Henry	(INF/1888)
Bair, Doug	(P/1990)			Blackburn, Wayne	(UTL/1947)
Baker, Charles	(P/1899-1900)			Blackberry, George	(OF/1937)
Baker, Gene	(P/1969)			Blackley, Travis	(P/2010)
Baker, —	(C/1892)			Blair, Frank	(C/1914)
Balcena, Bobby	(OF/1958;60)			Blair, Walter	(C/1914-15)
Baldschun, Jack	(P/1967)			Blair, Willie	(P/2001)
Baldwin, Charles	(OF/1969)			Blake, John	(CF/1919)
Baldwin, Dave	(P/1960;62;68)			Blanco, Geronimo	(OF/1981)
Baldwin, Dick	(OF/1969)			Blanco, Gil	(P/1970)
Ballard, Jeff	(P/1993-94)			Blankenship, Kevin	(P/1991)
Baller, Jay	(P/1983-84)			Blaquiere, Jean Luc	(C/2010; 12)
Banderas, Terry	(OF/1966)			Blatnik, John	(LF/1956)
Banister, Jeff	(C/1990-91)			Bleier, Richard	(P/2014)
Banks, Darryl	(P/1984)			Bliss, Frank	(SS/1877)
Baranda, Manuel	(UTL/1918)			Bliss, Lyle	(P/1945)
Bard, Josh	(C/2001-04)			Block, Cy	(3B/1948-50)
Barez, Angel	(P/1981-82)			Blomdahl, Ben	(P/1997-98)
Barfield, John	(P/1997)			Bloomer, Joe	(P/1930-33)
Barfield, Josh	(2B/2008)			Bockhorn, Glen	(UTL/1986)
Barger, Eros	(PH/1911)			Boehmer, Len	(3B,SS/1966-67)
Barley, George	(P/1942-43)			Bohnet, John	(P/1983-84)
Barnes, Danny	(P/2016-17)			Boken, Bob	(3B/1941-44)
Barnes, Frank	(P/1962)			Boland, Ed	(OF/1936-38;45-46)
Barnes, Jess	(P/1929-30)			Boland, Murray	(P/1922-23)
Barnes, John	(C/1926-29)			Bolen, Stewart	(P/1926)
Barnes, Luther	(P/1924)			Bolick, Frank	(INF/OF/1969)
Barnes, Mike	(2B,3B/1979-80)			Bolick, Frank C.	(3B,DH/1994-95)
Barnes, Scott	(P/2015)			Bolling, Frank	(2B/1952-53)
Barnes, Skeeter	(UTL/1988)			Bolsinger, Mike	(P/2016-17)
Barnett, Jack	(P/1892)			Bolton, Cliff	(C/1940)
Barney, Ed	(P,OF/1919-21)			Bonin, Ernie	(OF/1914)
Barnhart, Les	(P/1934)			Bonnely, Joe	(P/1929-30)
Barnie, Bill	(C,CF/1877)			Bonser, Boof	(P/2011)
Baron, Vic	(UTL/1966)			Booe, Everett	(UTL/1914)
Barr, Robert	(P/1891;93)			Boone, Randy	(P/2014)
Barrera, Nelson	(3B/1985)			Boozar, John	(P/1962)
Barreto, Deiferson	(INF/2017)			Borders, Pat	(C/1999)
Barrett, Bob	(3B/1928-30)			Borkowski, Bob	(LF/1958)
Barrett, Charley	(P/1951)			Borom, Ed	(SS/1944-45)
Barrett, John	(OF/1951)			Boros, Steve	(INF/1966-67)
Barrett, Michael	(C/2010)			Borowy, Hank	(P/1952)
Barry, John C.	(SS/1897)			Borucki, Ryan	(P/2017)
Barry, Tommy	(C,OF/1904)			Bosch, Don	(OF/1970)
Barth, Phil	(INF/1963)			Bosman, Dick	(P/1969)
Barton, Brian	(OF/2007)			Bostick, Adam	(P/2009)
Barton, Daric	(INF/2015)			Boston, Daryl	(OF/1985-86)
				Boswell, —	(CF/1929)
				Bothwell, —	(P/1897)
				Bott, Bill	(P/1894)
				Bottenus, Billy	(OF/1895-96)
				Botts, Jason	(OF/2011)
				Bouchee, Ed	(1B/1963)
				Boudreau, Lou	(SS/1939)
				Bowens, Sam	(OF/1968-69)
				Bowman, Bob	(P/1945)
				Bowman, Bob	(P,OF/1960-61)
				Bowman, Roger	(P/1956)
				Bowman, W.L.	(C/1892)
				Boyd, Frank	(C/1892-94)
				Boyd, Jason	(P/2003)
				Boyd, Matt	(P/2015)
				Bradford, Bill	(P/1957)
				Bradley, George	(SS/1886)
				Bradley, Milton	(OF/2001-02)
				Bradley, Scott	(C/1986)
				Brain, Dave	(3B/1902;09-10)
				Brainard, Fred	(UTL/1927)
				Brammer, J.D.	(P/2000-01)



# BISONS HISTORY & RECORDS

## BUFFALO BISONS ALL-TIME ROSTER 1877-2017 (3,150 PLAYERS)

Brandom, Chick	(P/1914)	Burke, Tim	(P/1982)	Carrera, Ezequiel	(OF/2015-17)	Clark, Owen	(UTL/1890)
Branson, Jeff	(2B,3B/1998)	Burke, Walter	(P/1882-83)	Carrol, John	(OF/1885)	Clark, Roy	(P/1946)
Branyan, Russell	(3B/1997-2000;04;07)	Burnett, Alex	(P/2013)	Carroll, Brett	(OF/2014)	Clark, Terry	(P/1997)
Brazoban, Yhency	(P/2010)	Burnitz, Jeromy	(OF/1995)	Carroll, Cliff	(OF/1888)	Clarke, A.J.	(P/1886)
Breedon, Scott	(P/1966)	Burns, Andy	(INF/2015-16)	Carroll, Jack	(OF/1891)	Clarke, William	(P/1900)
Breining, Fred	(P/1979)	Burns, Joe	(OF/1922-24)	Carroll, Owen	(P/1935)	Clarkson, Arthur	(P/1889)
Brennan, Ad	(P/1911)	Burright, Larry	(INF/1963-65)	Carruthers, Bob	(P/1920)	Clarkson, Bill	(P/1929)
Brescher, Wayne	(C/1968)	Burrill, Ralph	(OF/1916)	Carsey, Will	(P-OF/1900)	Clary, Marty	(P/1991)
Bresnahan, Morris	(P,2B/1899)	Burroughs, Darren	(P/1986)	Carson, Robert	(P/2012)	Cleary, Jimmy	(P/1907)
Brewer, Hank "Slim"	(P/1931-33)	Burrows, John	(P/1944)	Carswell, Frank	(LF/1946;51-54)	Cleary, Joe	(P/1945)
Brewer, Rod	(INF/1997)	Burtschy, Ed	(P/1949-50)	Carter, Chris	(OF/2010)	Clements, —	(P/1898)
Brewington, Jamie	(P/2000)	Busch, Mike	(INF/1997)	Carter, Don	(OF/1983-84)	Clemons, Chris	(P/2000)
Brice, Alan	(P/1963)	Bush, Andy	(P/1946-47)	Carter, Gary	(P/1969)	Cliburn, Stan	(C/1891)
Brice, Red	(P/1923-28)	Bush, Dave	(P/2013)	Carter, Otis	(LF/1927-28)	Cliburn, Stew	(P/1979-81)
Bridges, —	(P/1910)	Bushong, Doc	(C/1877)	Carter, Steve	(OF/1989-90)	Clymer, Billy	(UTL/1894-97;1901)
Bright, Harry	(2B/1954)	Butcher, Mike	(P/1996)	Carvajal, Crucito	(P/1981)	Clymer, Otis	(OF/1904)
Brill, Frank	(P,OF/1886)	Butka, Ed	(1B/1944-45)	Casale, Jerry	(P/1963)	Cochran, John	(P/1897-98)
Britt, Doug	(P/1981-82)	Butler, Art	(2B/1922-23)	Casanova, Paul	(C/1968)	Cochrane, Dave	(3B/1986)
Brizzolara, Tony	(P/1986)	Buzachero, Bubbie	(P/2007-08)	Case, Andrew	(P/2017)	Cockman, Jim	(SS/1899)
Broadway, Lance	(P/2009)	Byam, George	(1B/1949)	Case, Dick	(P/1929)	Cofe, Troyce	(INF/1948)
Brockett, Lew (PUTL/1904-06;11-12)		Byrd, Harry	(P/1950)	Casey, Dennis	(CF/1892)	Coggins, Frank	(1B,2B/1968-69)
Broderick, Matthew	(SS/1900-01)	Byrdak, Tim	(P/2001)	Casey, Joe	(C/1915;17;19-20)	Coghlan, Chris	(INF/2017)
Broglio, Ernie	(P/1967)			Casey, Sean	(INF/1997)	Cohen, Andy	(SS/1927)
Broskie, Sig	(C/1933)			Casilla, Alexi	(INF/2016)	Cohoon, Mark	(P/2011-12)
Broussard, Ben	(OF/2002-03)			Castiglione, Pete	(UTL/1956-58)	Coke, Phil	(P/2015)
Brouthers, Dan	(1B/1881-85)			Castillo, Javier	(INF/2009)	Coker, Jim	(C/1959;61)
Brouthers, Jim	(2B,OF/1886)			Castillo, Wilkin	(C/2016)	Colabello, Chris	(INF/2015-16)
Brovia, Joe	(OF/1956)			Castro, Jose	(INF/1985)	Cole, Taylor	(P/2017)
Brower, Jim	(P/1998-2000)			Castro, Miguel	(P/2015)	Cole, Victor	(P/1991-93)
Brown, Andrew	(P/2004-06)			Cater, Danny	(3B,OF/1962)	Coleman, Clarence	(C/1964-65)
Brown, Bob	(P/1914)			Catton, Bob	(C/1963)	Coleman, Gordy	(1B/1967)
Brown, Carl	(P/1913)			Cavarretta, Phil	(1B/1956)	Coleman, Joe	(P/1956)
Brown, Chris	(INF/1989)			Cecchetti, George	(1B,OF/1983-84)	Coleman, Ray	(CF/1949)
Brown, Dick	(C/1959)			Cecena, Jose	(P/1993)	Coleman, Walter	(P/1957-58)
Brown, Domonic	(OF/2016)			Cecil, Brett	(P/2014;16)	Coleman, —	(OF/1891)
Brown, Don	(UTL/1958)			Ceciliani, Darrell	(OF/2016-17)	Coleman, —	(P/1899)
Brown, Emil	(OF/2009)			Cedeno, Ronny	(INF/2012)	Collins, Bill	(OF/1914)
Brown, James	(P/1897-99)			Cerutti, John	(P/1992)	Collins, Charles	(2B/1884;89)
Brown, Jamie	(P/1999/2003)			Cervenak, Mike	(INF/2010)	Collins, Eddie	(CF/1946)
Brown, Joe	(2B/1933)			Cevette, Dan	(P/2005)	Collins, Jimmy	(UTL/1892-94)
Brown, Jordan	(1B/2008)			Chacin, Gustavo	(P/2011)	Collins, Kevin	(3B/1970)
Brown, Lindsay	(INF/1947-48)			Chacon, Elio	(SS/1963-64)	Collins, Orth	(OF/1909)
Brown, Lloyd	(P/1945)			Chamberlain, Elton	(P/1899)	Collins, Pat	(C/1929)
Brown, Paul	(P/1961-62)			Chamberlain, Joba	(P/2015)	Collins, —	(OF/1913)
Brown, Red	(P/1899)			Chamberlain, Wes	(OF/1990)	Colon, Bartolo	(P/1996-97;2000)
Brown, Roland	(RF/1931)			Chamberlain, Will	(P/1889)	Colon, Jose	(P/2002)
Brown, Sam	(OF/1982)			Chambers, Adron	(OF/2014)	Command, Jim	(C/1959)
Brown, Tom	(P,UTL/1918)			Chance, Bob	(1B/1968)	Conaster, Clint	(OF/1947)
Brown, —	(2B/1905)			Channell, Lester	(OF/1914-17)	Conley, Bob	(P/1959)
Brown, —	(P/1918)			Chapin, Darrin	(P/1995)	Conley, —	(1B/1894)
Browning, Wil	(P/2016-17)			Chapman, Ken	(2B/1953)	Connally, George	(P/1934)
Bruggy, Frank	(C/1920)			Charboneau, Joe	(OF/1983)	Connaughton, Frank	(SS/1902)
Brummett, Tyson	(P/2013)			Chase, Frank	(P/1926)	Connelly, Bill	(P/1948)
Brunenkant, Barry	(P,3B/1987)			Chase, Hal	(1B/1914-15)	Connor, James	(SS/1890)
Brunet, George	(P/1958)			Chavez, Jose	(INF/2006)	Connor, John	(P/1885)
Brune, Brian	(P/2010)			Chavez, Raul	(C/2011)	Connors, Dan	(P,OF/1886)
Bryan, Billy	(C/1968-69)			Chesbro, Earl	(OF/1928)	Connors, Denny	(LF/1892)
Bryant, Pat	(OF/1995-96)			Chilcott, Steve	(C/1970)	Conroy, Bill	(3B/1929)
Bucha, John	(C/1954)			Chipple, Walter	(OF/1945-47)	Conroy, Tim	(P/1989)
Buchanan, Hugh	(P/1929-30)			Choi, Hyang-Nam	(P/2006)	Conway, Jim	(P/1888)
Buckley, Bill	(OF/1918)			Choo, Shin-Soo	(OF/2007-08)	Conway, John	(P/1892)
Buckley, John	(P/1890)			Christiansen, Jason	(P/1994)	Conway, Pete	(P/1885)
Buckner, Jim	(OF/1980)			Christmas, Steve	(C,1B/1985)	Conway, Richard	(P/1890)
Budzinski, Mark	(OF/1999-2001)			Christopher, Joe	(OF/1963)	Conway, Roy	(UTL/1918)
Bues, Art	(3B/1912-13)			Cicatiello, Gary	(UTL/1979)	Cook, Cliff	(OF/1963-64)
Bullard, George	(UTL/1952;55-56)			Ciesielaki, Larry	(C/1952-53)	Cook, Earl	(P/1939-41)
Bullett, Scott	(OF/1992-93)			Cintron, Alex	(INF/2010)	Cook, Jeff	(OF/1989-90)
Bullington, Bryan	(P/2008)			Cisterna, Joe	(P/1970)	Cooke, Steve	(P/1992)
Bunker, Dick	(P/1959;61)			Clabaugh, Moose	(RF/1930)	Cooney, Jim	(SS/1928-31)
Bunning, Jim	(P/1953;55)			Clancy, Bill	(1B/1908-09)	Cooney, Phil	(SS/1905)
Burba, Dave	(P/2003)			Clancy, Bud	(1B/1934)	Cooper, Chris	(P/2004-05)
Burch, Al	(P/1950)			Clapinski, Chris	(UTL/2004)	Cooper, Gary	(3B/1993)
Burchell, Fred	(P/1909-10)			Clapp, John	(C/1879)	Cooper, Guy	(P,OF/1916;18)
Burdick, Kevin	(INF/1989-90)			Clark, Bill	(P/1924)	Cooper, Jason	(OF/2004-09)
Burk, Mack	(C/1959)			Clark, Bryan	(P/1986)	Copeland, Scott	(P/2014-16)
Burke, Eddie	(2B,OF/1900)			Clark, Dave	(OF/1984;87;92)	Copp, Bill	(P/1988)
Burke, Greg	(P/2015)			Clark, Jim	(SS/1956)	Coppage, Don	(P/1953)
Burke, John	(OF/1890;92)			Clark, Mark	(P/1995)	Coquillet, Trace	(OF/2001)

### C (279 PLAYERS)

Cable, Hal	(2B/1917)
Cabrera, Asdrubal	(INF/2006-08)
Cabrera, Fernando	(P/2004-06; 12)
Cabrera, Jolbert	(SS/1998-2000;02)
Cabrera, Jose	(P/1997)
Cabrera, Melky	(OF/2013)
Cadaret, Greg	(P/1996-97;99)
Cadore, Leon	(P/1913)
Caffie, Joe	(OF/1956-59)
Cairncross, Cameron	(P/1999-2000)
Calderon, Ivan	(RF/1986)
Calderon, Jose	(P/1980-81)
Calero, Kiko	(P/2010)
Calhoun, Charles	(C,2B,OF/1886)
Calihan, Bill	(P/1889;91)
Callahan, —	(OF/1905)
Callan, Bob	(P,SS/1945)
Callihan, Tom	(UTL/1886-87)
Camacho, Ernie	(P/1987)
Camacaro, Armando	(C/2006;08)
Cameron, Stanton	(OF/1994)
Camp, Jared	(P/1999-2000)
Campbell, Bruce	(RF/1946)
Campbell, Paul	(P/1969)
Campos, Leonel	(P/2017)
Cancel, Robinson	(C/2009)
Cangelosi, John	(OF/1985;88;90)
Candaele, Casey	(INF/1995-97)
Cannizaro, Andy	(INF/2008)
Cannizzaro, Chris	(C/1963)
Cantwell, Mike	(P/1920)
Capra, Nick	(2B,OF/1986)
Caraccioli, Lance	(P/2002-03)
Caraway, Pat	(P/1932-33)
Carden, Bill	(P/1970)
Cardona, Javier	(C/2005)
Carey, George	(1B/1900-01;03)
Cargo, Robert	(SS/1893)
Carkuff, Jared	(P/2017)
Carlson, Ray	(PR/1949)
Carlstrom, Albin	(3B,OF/1914-19)
Carlyle, Buddy	(P/2013)
Carmel, Leon	(P,1B,OF/1964-67)
Carmichael, Chet	(P/1910)
Carnegie, Ollie	(LF/1931-41;45)
Carnevale, Dan	(SS/1938;40)
Carney, John	(INF/1890)
Carpenella, Sam	(PH/1926)
Carpenter, Andrew	(P/2012)
Carr, B.S.	(P/1886)
Carrasco, D.J.	(P/2011-12)
Carrasquel, Alex	(P/1949-51)
Carreno, Joel	(P/2013)

## BUFFALO BISON'S ALL-TIME ROSTER 1877-2017 (3,150 PLAYERS)

Cora, Alex	(INF/2009)	Daley, Buddy	(P/1958)	Diaz, Jonathan	(P/2014-15;17)	<b>E (55 PLAYERS)</b>	
Corbett, Gene	(1B/1937)	Dalton, Jack	(OF/1915)	Diaz, Jose	(P/2005)	Easley, Logan	(P/1988-89)
Corbin, Archie	(P/1994)	Dalton, Mike	(P/1992-93)	Diaz, Walter	(SS/2008)	East, Walter	(2B/1910)
Corcoran, Larry	(P,RF/1877)	Daly, Jim	(P,OF/1892-94)	Dickerson, Chris	(OF/2015)	Easter, Luke	(1B/1956-59)
Corcoran, Mickey	(3B/1906-07;10;18)	Daly, Tom	(C/1917)	Dickerson, Lou	(OF/1877;85)	Easterly, Jamie	(P/1987)
Cordero, Chad	(P/2010)	D'Amico, Jeff	(P/2002;04)	Dickey, Bill	(C/1928)	Easton, John	(RF/1987)
Corey, Joe	(OF/1929)	Danforth, Dave	(P/1930-32)	Dickey, R.A.	(P/2010)	Edgin, Josh	(P/2012)
Cornelius, Redi	(P/1996)	Dank, A.P.	(P/1910)	Dickshot, John	(LF/1936)	Egan, Peter	(OF/1898)
Coronado, Jose	(INF/2009)	Danning, Harry	(C/1933)	Diggins, Fatty	(C/1898-99)	Egbert, Jack	(P/2011-12)
Corridon, Frank	(P/1911)	Darensbourg, Vic	(P/2006)	Dillard, Gordon	(P/1990)	Eggler, Dave	(CF/1878-79;83-86)
Cortes, David	(P/2003)	Darling, Del	(C/1883)	Dillman, Bill	(P/1970)	Edge, Greg	(OF/1991-92)
Coste, Chris	(C/2000-02)	Darwin, David	(P/2001)	Dillon, Frank	(1B/1899)	Edge, Tim	(C/1993-94)
Costello, Gene	(P/1952-53)	Daub, Danny	(P/1899)	Dillon, Steve	(P/1963)	Edwards, Foster	(P/1928)
Costo, Tim	(INF/1995-96)	Daugherty, Hal	(SS/1952-53)	Distefano, Benny	(1B,OF/1988-89)	Edwards, Jim	(INF/1951)
Cote, Pete	(SS/1931)	Daughton, Curtis	(OF/1921)	Dittler, Jake	(P/2006-07)	Edwards, Mike	(INF/2001)
Cotes, Gene	(OF/1979-80)	Daviault, Ray	(P/1963)	Dix, James	(OF/1970)	Ehmke, Howard	(P/1915)
Cotter, Dan	(P/1890)	Davidson, Tom	(P/1967)	Dixon, Eddie	(P/1992)	Eischen, Joey	(P/2004)
Coughlin, David	(3B/1890)	Davie, Jerry	(P/1955)	Djakonow, Powel	(3B/1979-80)	Elarton, Scott	(P/2004;07-08)
Coughlin, Ed	(P/1884)	Davis, Ike	(INF/2010)	Dodge, —	(P/1902)	Elder, Dave	(P/2002-03)
Courtney, Ernie	(3B/1904)	Davis, Jacke	(OF/1960-63)	Doe, Alfred	(P/1890)	Elia, Lee	(SS/1962)
Cowan, Billy	(OF/1965)	Davis, Jason	(P/2004-06)	Dolan, Tom	(C/1878;82)	Elliot, Buck	(UTL/1928-29)
Cowley, Joe	(P/1986)	Davis, Joel	(P/1985-86)	Dominguez, Matt	(INF/2016)	Elliot, Hal "Ace"	(P/1933-34)
Cox, Carl	(P/1948)	Davis, Kane	(P/2000;04)	Donelson, Don	(OF/1918-21)	Elliot, Larry	(OF/1964)
Cox, Casey	(P/1968)	Davis, Tom	(LF/1944)	Donnelly, Brendan	(P/2008)	Elliot, WJ.	(C/1877)
Cox, Danny	(P/1992)	Davis, Tommy	(C/2002)	Donnelly, Jim	(2B/1892)	Ellis, Robert	(P/2004)
Cox, Glenn	(P/1957-58)	Dawley, Joe	(P/2004)	Donovan, Jerry	(CF/1877)	Elison, Derrick	(P/2009)
Craddock, Walt	(P/1957)	Day, Charles	(OF/1970)	Donovan, Larry	(P/1955-56)	Ellison, Jeff	(UTL/1979)
Craig, Rodney	(OF/1986)	Day, Zach	(P/2001)	Doran, John	(P/1894)	Elmore, Jake	(INF,OF/2017)
Cramer, Roger	(OF/1949)	De La Cruz, Chris	(INF/2008)	Dorn, Danny	(OF/2015)	Ely, Fred	(P,OF/1884)
Crandall, Howard	(P/1921)	De La Garza, Alex	(UTL/1952)	Dorsett, Brian	(CF/1987;91-92)	Emaus, Brad	(INF/2012)
Crane, Ed	(OF/1885)	De La Maza, Roland	(P/1997)	Doubront, Felix	(P/2015)	Embree, Alan	(P/1995-96)
Crane, Sam	(2B/1880)	De La Rosa, Benny	(OF/1981-82)	Dowd, Ray	(2B/1920-21)	Emery, Cal	(1B/1967)
Crane, Sam	(SS/1926)	De La Rosa, Jesus	(UTL/1979)	Downey, Tom	(INF/1914-15)	Encarnacion, Angelo	(C/1993)
Crawford, Carlos	(P/1995)	De La Rosa, Maximo	(P/1997)	Dowse, Thomas	(C/1893-95)	Encarnacion, Edwin	(INF/2014)
Crawford, Jake	(P,OF/1953-54)	De La Torre, Jose	(P/2010-11)	Dougherty, Tony	(P/1997-99)	Engel, Joe	(P/1916-17)
Creel, John	(OF/1950)	De Los Santos, Alberto	(OF/1992)	Douglas, Shea	(P/2004)	Engel, —	(PR/1919)
Cressend, Jack	(P/2003-2004)	De Los Santos, Mariano	(P/1994)	Doyle, Rich	(P/1983-84)	Engle, Clyde	(UTL/1914-15)
Crews, Fari	(P/1917)	Deal, —	(1B/1910)	Drabek, Kyle	(P/2013-14)	English, Gil	(3B/1933;36)
Crisp, Coco	(OF/2002-03)	Dealy, Pat	(C,OF/1889;92)	Drake, Sam	(INF/1914-15)	Ensbere, Morgan	(INF/2008)
Cristante, Leo	(P/1955)	Dean, James	(2B/1901)	Drake, Solly	(CF/1960-61)	Epstein, Mike	(1B/1968)
Croghan, Andy	(P/1998)	DeBole, Lou	(P/1962)	Drake, Tom	(P/1939)	Erautt, Joe	(C/1946;52-53)
Crone, Bill	(INF/1987)	DeCinces, Tim	(C/2003)	Drauby, Jacob	(P,INF/1893-95)	Erickson, Corey	(INF/2001)
Cronin, Jack	(P/1910)	Dedrick, Jim	(P/1999-2000)	Dravecky, Dave	(P/1979-80)	Erickson, Don	(P/1959-60)
Crooks, Jack	(2B/1900)	Deiningner, Otto	(OF/1912-13)	Drese, Ryan	(P/2001-02)	Erickson, Hal	(P/1954-55)
Cross, Monte	(SS/1892-93)	Del Campo, Rogelio	(C/2009)	Drew, Tim	(P/2000-02)	Eschen, Jimmy	(CF/1914)
Crouse, Buck	(C/1931-37)	Del Greco, Bob	(OF/1959)	Drews, Karl	(P/1956-58)	Escobar, Alex	(OF/2003-04)
Crowe, Trevor	(OF/2008)	Delabar, Steve	(P/2014-15)	Driscoll, Denny	(P,UTL/1880;85)	Espy, Cecil	(OF/1991)
Crowley, Bill	(OF/1878-80;85)	Delahanty, Frank	(OF/1914)	Driskill, Travis	(P/1997-99)	Esterbrook, Tom	(1B/1880)
Crozier, Eric	(1B/2004)	Delahanty, Joe	(OF/1904-05)	Dubois, Jason	(OF/2005-06;09)	Esterday, Harry	(SS/1887)
Cruz, Jacob	(OF/1998-99)	DeLeon, Jose	(P/1981)	DuBuc, Jean	(P/1910)	Eustace, Frank	(SS/1899)
Cruceta, Francisco	(P/2004-05)	DeLeon, Luis	(SS/1984)	DuBose, Eric	(P/2007)	Evans, Ricky	(P/1979-80)
Cuen, Elena	(P/1892)	Delgado, Tim	(P/1995)	Duda, Lucas	(INF,OF/2010-12)	Evans, Ernie	(SS/1928)
Cuff, Vinnie	(C/1920)	Delmas, Bert	(2B/1935)	Dueker, Tony	(UTL/1936-38)	Evans, Kyle	(P/2004-05)
Cullop, Nick	(OF/1928)	DeLucia, Rich	(P/1999)	Duffalo, Jim	(P/1966-67)	Evans, Nick	(INF,OF/2009-11)
Cully, Charles	(3B/1922)	DeMars, Billy	(SS/1949;56)	Duffy, John	(RF/1877)	Everts, Cling	(P/2013)
Culmer, Wil	(DH/1984)	Demeter, Steve	(3B/1955)	Dugan, Dan	(P/1929)	Ewing, Bob	(P/1912)
Cummings, Andy	(SS/1877)	Demontreville, Gene	(3B/1894)	Dugas, Shanie	(2B/1983)	<b>F (109 PLAYERS)</b>	
Cummings, John	(P/1998)	den Dekker, Matt	(CF/2012)	Dugdale, Dan	(C/1887)	Faatz, Jay	(INF/1890)
Cummings, Midre	(OF/1993-94)	Denehy, Bill	(P/1968-69)	Dukes, Jan	(P/1968-69)	Facchini, Al	(SS/1958)
Cunningham, Bert	(P/1890)	Denham, Dan	(P/2005-06)	Dulin, Tim	(P/1968-69)	Fajardo, Hector	(P/1991)
Curley, Jim	(P/1951)	Denney, Kyle	(P/2003-05)	Dunbar, Tommy	(OF/1991)	Falk, Chet	(P/1927)
Currie, Clarence	(P/1906-07)	Denning, Otto	(C,OF/1943-44)	Dunkle, Frank	(P/1923)	Fallenstein, Ed	(P/1933)
Curry, James	(2B/1877)	DePaula, Sean	(P/1999-2002)	Dunn, Steve	(1B/1886)	Fallon, Bob	(P/1985)
Curry, Tony	(LF/1961)	Derby, George	(P/1883)	Dunn, Steve	(C/1996)	Familia, Jeurys	(P/2012)
Curtis, Randy	(OF/1997)	Dermody, Matt	(P/2016-17)	Dunning, Andy	(P/1890)	Fanning, John	(P/1887;89)
Curtis, Vern	(P/1946)	DeSa, Joe	(1885)	Dunwoody, Todd	(OF/2002-04)	Fansler, Stan	(P/1988;90)
Cushman, Ed	(P/1883)	Deschenes, Marc	(P/2001)	Durbin, Chad	(P/2003-04)	Faries, Paul	(INF/1996)
Cutright, Larry	(C/1962)	Dessens, Elmer	(P/2009-10)	Durmeyer, Charles	(SS/1908-09)	Farquhar, —	(C/1893)
Cybert, Phil	(P/1979)	Destrade, Orestes	(1B/1988-89)	Durrington, Trent	(INF/2007)	Farr, Steve	(P/1980-83)
Czopczyk, Walt	(C/1968)	Deters, James	(P/2007)	Duser, Carl	(P/1957)	Farrell, Dick	(P/1959)
<b>D (157 PLAYERS)</b>				Duzen, Bill	(P/1890)	Farrell, John	(P/1987)
Dailey, Ed	(SS/1893)	DeVinney, Harold	(P/1918-19)	Dye, Babe	(RF/1922-25)	Farrell, John	(P/1987)
Dailey, Sam	(P/1930)	DeWeese, Norm	(OF/1943)	Dyer, Mike	(P/1994)	Faulkner, Jim	(P/1929-30)
Daily, Hugh	(P/1882)	Dewey, Mark	(P/1993)	Fauth, Lew (P/1944;46;48)			
Dale, Carl	(P/2000)	Diamond, Scott	(P/2016)	Federici, Rick (OF/1980)			
Daley, Bill	(P/1891-92)	Diaz, Einar	(C/1997-98;06)				
		Diaz, Frank	(OF/2009)				



## BUFFALO BISONS ALL-TIME ROSTER 1877-2017 (3,150 PLAYERS)

Federoff, Al	(2B/1952)	Friegau, Howard	(UTL/1929)	Gill, Bob	(2B,OF/1916-17)	Griffin, Alan	(P/1979)
Feliciano, Jesus	(OF/2009-11)	Frill, John	(P/1912-13)	Gill, Gus	(2B/1966)	Griffin, Tobias	(OF/1887;92-94;98)
Felix, Gus	(CF/1928)	Froats, Bill	(P/1954-55)	Gillespie, Cole	(OF/2014)	Grigsby, Benji	(P/1996)
Fenderson, John	(OF/1967)	Frobel, Doug	(1B,OF/1981;87)	Gilliespie, Bob	(P/1944-45)	Grimes, Roy	(1B/1929)
Ferguson, Alex	(P/1926;29;31)	Frohwirth, Todd	(P/1995)	Gilliespie, Jim	(OF/1890)	Grimshaw, Myron	(1B,OF/1902-04)
Fermin, Felix	(SS/1988)	Frondorf, Tom	(P/1966-67)	Gilligan, Rabbitt	(SS/1899)	Grimsley, Jason	(P/1995;98)
Ferrell, George	(UTL/1931-32)	Fryman, Travis	(3B/1999,2001)	Gilmore, Ernie	(OF/1912)	Grindell, Nate	(INF/2003-04)
Ferrell, Hugh	(3B/1928-29)	Fuchs, Charles	(P/1941)	Gilmore, Frank	(P,CF/1889)	Groh, Heinie	(INF/1907;11)
Ferris, Don	(P/1937-38)	Fullenweider, Phifer	(P/1912-16)	Gimenez, Chris	(C/2008)	Gronkiewicz, Lee	(P/2004)
Ferry, Cy	(P/190-03)	Fulmer, Charles	(2B/1878-80)	Gimenez, Hector	(C/2014)	Groth, John	(CF/1948)
Ferson, Alex	(P/1890)	Fuson, Robin	(P/1983-84)	Gindl, Caleb	(OF/2015)	Grube, Frank	(C/1930;37)
Fertsch, Ed	(P/1899-1900)	Fussell, Fred	(P/1930-33)	Ginter, Keith	(INF/2007)	Grube, Jarrett	(P/2017)
Ficklin, Winston	(OF/1987)	Fyhrie, Mike	(P/2003)	Ginter, Matt	(P/2008)	Gruber, Henry	(P/1896)
Field, Greg	(P/1980)			Girodo, Chad	(P/2015-17)	Gruber, Kelly	(3B/1983)
Field, Jim	(P,1B/1891;95-98)			Glaser, Gordy	(P/1983)	Guante, Cecilio	(P/1981)
Fields, John	(UTL/1886;92)			Glass, John	(P/1970)	Guillotte, Andrew	(OF/2017)
Fields, Roemon	(OF/2015;17)			Glass, Tim	(C/1983-84)	Guilmet, Preston	(P/2015)
Fields, Sam	(C/1877)			Glassburner, —	(P,OF/1905)	Gunderson, Eric	(P/2001)
Figard, Gordie	(INF/1959)			Glasscott, —	(3B/1877)	Guthrie, Jeremy	(P/2003-06)
Figueroa, Luis	(INF/2011)			Glaude, Griffin	(P/2017)	Gutierrez, Franklin	(OF/2004-07)
Figueroa, Nelson	(P/2009)			Gleaton, Jerry Don	(P/1985-86;92)	Gutierrez, Joaquin	(P/1948)
Filson, Pete	(P/1986)			Glenn, Brad	(OF/2013-15)	Gutierrez, Ricky	(2B/2003)
Finegan, Brian	(SS/2005)			Goedert, Jared	(INF/2014)	Gyselman, Dick	(3B/1934)
Fink, Herman	(P/1938-39)			Goelz, Jim	(INF/2001-02)		
Fireovid, Steve	(P/1985;91)			Goff, Jerry	(C/1993-94)		
Firle, Mike	(UTL/1886)			Goggans, George	(C/1930)		
Fischer, Carl	(P/1936)			Gogolewski, Bill	(P/1969)		
Fisher, Brian	(P/1989)			Goins, Ryan	(INF/2013-16)		
Fisher, Chauncey	(P/1893-94)			Gomez, Mauro	(INF/2013)		
Fisher, Clarence	(P/1922-26)			Gomez, Preston	(SS/1945)		
Fisher, George	(RF/1927-29)			Gomez, Ruben	(P/1960-61)		
Fisher, Harry	(P/1901)			Gonzalez, Andy	(INF,OF/2008)		
Fisher, Michael	(INF/2011-12)			Gonzalez, Denny	(INF/1982;88)		
Fisher, —	(P/1885)			Gonzalez, Edgar	(P/2013)		
Fitzberger, Charles	(1B/1931)			Gonzalez, Juan	(OF/2005)		
Fitzgerald, Jason	(INF/2002)			Gonzalez, Luis	(INF/2002)		
Fitzgerald, Roy	(OF/1934-35)			Gonzalez, Raul	(OF/2004)		
Fitzgerald, W.	(C/1911)			Goodall, Herb	(P/1891)		
Flanagan, James	(OF/1909)			Gooden, Dwight	(P/1998-99)		
Fleming, Fred	(OF/1955)			Goodenough, William	(OF/1896)		
Fleming, Les	(1B/1940)			Gordonier, Ray	(P/1918-21)		
Flener, Huck	(P/1998)			Gordy, Atwood	(P/1923-25)		
Fletcher, Elbie	(1B/1936)			Gordy, Ken	(P/1934)		
Fletcher, Van	(P/1955)			Gose, Anthony	(P/2013-14)		
Flodin, Lloyd	(UTL/1964)			Gosger, Jim	(OF/1970)		
Flood, Jim	(2B/1900)			Gould, Bill	(P/1931-34)		
Flores, Jose	(INF/2006)			Gowdy, Hank	(C/1913)		
Flores, Miguel	(INF/1995)			Grabber, Rod	(CF/1957)		
Flowers, Ben	(P/1955)			Gracey, Scott	(P/2013)		
Flowers, Jake	(INF/1936)			Graff, Milt	(2B/1958)		
Floyd, Leslie	(SS/1944)			Graffanino, Tony	(INF/2008)		
Flynn, Dan	(P/1886)			Graham, Wayne	(3B,OF/1960;65)		
Flynn, Ed	(3B/1889)			Grampp, Henry	(P/1931)		
Flynn, Jim	(SS/1888)			Grant, Frank	(2B,OF/1886-88)		
Foley, Charles	(P,UTL/1881-83)			Grant, George	(P/1931)		
Foley, John	(P/1886)			Graterol, Juan	(C/2017)		
Foley, Marv	(C/1985-86)			Graveman, Kendall	(P/2014)		
Foley, Travis	(P/2006)			Graves, Danny	(P/1995-97;06)		
Foley, —	(PH/1907)			Graves, Frank	(C/1888)		
Font, Wilmer	(P/2016)			Gray, George	(P/1896-1902)		
Force, Dave	(2B,SS/1878-85)			Gray, Jim	(3B/1887)		
Ford, Russ	(P/1914-15)			Gray, John	(P/1960)		
Fordyce, Brook	(C/1995)			Gray, Ted	(P/1946-47)		
Foreman, Frank	(P,OF/1892;1900)			Green, Andy	(INF/2009-10)		
Foshie, Brent	(P/1970)			Green, Dallas	(P/1959-60)		
Fossum, Casey	(P/2009;11)			Green, Ed	(P/1887)		
Fournier, Henry	(P,OF/1892;93;95)			Green, Elijah	(3B/1963-65)		
Fouser, Bill	(INF/1877)			Green, Jeff	(P/1982-83)		
Foytack, Paul	(P/1952-54)			Green, Sean	(P/2010)		
Francis, Ike	(SS/1902-03)			Green, Tom	(OF/1992-93)		
Francis, Jeff	(P/2015)			Green, Tyler	(P/2000)		
Francisco, Ben	(OF/2005-08)			Greene, Ernie	(P,OF/1904-07)		
Francisco, Juan	(INF/2014)			Gregg, Tommy	(OF/1989)		
Freese, Gene	(3B/1968)			Gregg, Vean	(P/1916)		
Fremming, Ken	(P/1953)			Gregory, R.C.	(OF/1897)		
French, Jim	(C/1968)			Greminger, Ed	(3B/1896-99)		
Frey, Jim	(P,OF/1961-62)			Grey, R.C.	(OF/1897;1901)		
Frey, Lonnie	(2B/1949)			Grieve, Tom	(OF/1969)		

### G (163 PLAYERS)

### H (231 PLAYERS)

# BISONS HISTORY & RECORDS

## BUFFALO BISONS ALL-TIME ROSTER 1877-2017 (3,150 PLAYERS)

Hargreaves, Charles	(C/1930)	Hesterfer, Larry	(P/1908)	Hubbard, Trenidad	(OF/1997)	Johnson, Randy	(OF/DH/1985)
Harkness, Tim	(1B/1966)	Heving, John	(C/1935)	Huber, Bill	(3B/1927)	Johnson, Rob	(C/2012)
Harmon, Terry	(SS/1968)	Hewitt, John	(P/1923)	Hudgins, F.E.	(OF/1919)	Johnson, Ron	(1B/DH/1985)
Harnick, Bill	(1B,OF/1940)	Hewitt, Mural	(P/1943)	Hudler, Rex	(INF/1998)	Johnson, Wayne	(P/1983)
Harper, Jim	(P/1954)	Heyman, Lou	(C/1956)	Hudson, Hal	(P/1954)	Johnston, Jim	(P/1979)
Harrell, Lucas	(P/2017)	Hiatt, Phil	(1B/1998)	Huff, David	(P/2008)	Johnston, Joel	(P/1993-94)
Harrelson, Buddy	(SS/1965)	Hibbs, Norm	(P/1937-39)	Hughes, Bobby	(C/2000)	Johnston, Wheeler	(1B,OF/1910)
Harrington, Mickey	(OF/1959-61)	Hickey, Jim	(P/1985)	Hughes, John	(INF/1931-32)	Jolly, Dave	(P/1960)
Harris, Bill	(P/1935-38)	Hicks, Buddy	(SS/1953-55;59)	Huisman, Mark	(P/1987;90-91)	Jones, Al	(P/1985-86)
Harris, Bob	(OF/1941)	Hicks, Joe	(OF/1963-66)	Hummell, John	(1B/1916-17)	Jones, Alex	(P/1903-05)
Harris, Bucky	(2B/1918-19)	Hidalgo, Manuel	(SS/1948)	Humphrey, Ken	(OF/1952-53)	Jones, Bill "Tex"	(1B/1912)
Harris, Charles	(P/1950)	Higgins, Thomas	(P/1893)	Humphreys, Bob	(P/1968)	Jones, Cleon	(OF/1964-65)
Harris, Jeff	(P/2007-08)	High, Charley	(RF/1926-27)	Humphreys, Mike	(OF/1995)	Jones, Dave	(1B/1892)
Harris, Joe	(RF/1931)	Hightower, Charles	(P/1912)	Hunsinger, Earl	(P/1959)	Jones, Doug	(P/1987)
Harris, Luman	(P/1948-49)	Hill, Dewey	(C/1922;24-26)	Hunter, Bobby	(P/1993)	Jones, Gordon	(P/1925)
Harris, Pep	(P/1995)	Hill, Hugh	(OF/1905)	Hunter, Jim	(P/1994)	Jones, Sherman	(P/1964-65)
Harriss, Robin	(C/1997, 99)	Hill, Hunter	(3B/1906-08)	Hunter, Scott	(OF/2000)	Jones, Steve	(P/1968)
Harrison, Nick	(P/1932)	Hill, Shawn	(P/2014)	Hunter, Willard	(P/1963-65)	Jordan, Baxter	(1B/1929)
Harrist, Earl	(P/1953-54)	Himes, Larry	(C/1966)	Hussey, Jack	(1B/1949-50)	Jordan, Milt	(P/1952-54;56)
Harscher, Fred	(P,OF/1919-20)	Hines, Henry	(2B/1899)	Husted, Bill	(P/1887)	Jordan, Ray	(P/1919)
Hart, Bill	(P,OF/1888)	Hines, Tim	(C/1991)	Hutchings, —	(2B/1886)	Jordan, Tim	(1B/1913)
Hart, Jim	(2B,OF/1900)	Hinkle, W.D.	(P/1925)	Hutchinson, Fred	(P/1940-41)	Joyce, Mike	(P/1964)
Hartman, Dave	(P/1970)	Hinshaw, Alex	(P/2013)	Hutchison, Drew	(P/2013;15-16)	Judge, Joe	(1B/1915)
Hartman, Fred	(3B/1903)	Hinsley, Jerry	(P/1964-65)	Hynes, Colt	(P/2014-16)	Justin, Hal	(P/1917)
Harvey, Matt	(P/2012)	Hirtz, Dave	(INF/1968)				
Hassan, Alex	(OF/2015)	Hitchcock, Billy	(3B/1954)				
Hassett, Christian	(OF/1888)	Hobson, —	(P/1907)				
Hastings, Charles	(P/1899-1901)	Hockett, George	(P/1930)				
Hatfield, Gil	(INF/1885)	Hoderlein, Mel	(2B/1954-55)				
Hausen, H.L.	(C,RF/1899)	Hodson, George	(P/1888;92)				
Hausmann, Clem	(P/1947-51)	Hoeksema, Dick	(P/1953-54)				
Hawks, Nelson	(1B/1930)	Hoffer, Bill	(P/1893-94)				
Hawley, Emerson	(P/1902)	Hoffman, Clarence	(CF/1931)				
Hayes, Frank	(C/1935)	Hofman, Art	(OF/1915)				
Hayes, Heath	(C/1998;2000)	Holbrook, Sam	(C/1942)				
Hayward, William	(UTL/1901)	Holland, John	(C/1981-82)				
Hazleton, —	(OF/1901)	Holley, Ed	(P/1935)				
Head, Jared	(INF/2008)	Hollingsworth, Jack	(P/1927-28)				
Hearn, Phil	(OF/1939)	Hollins, Dave	(3B/2000-01)				
Hefner, Jeremy	(P/2012)	Holman, Gary	(1B,OF/1968-69)				
Heifer, Frank	(1B/1877)	Holmes, Ducky	(P/1912-13)				
Heine, William	(OF/1893-94)	Holmes, Russell	(UTL/1916)				
Heisey, Chris	(OF/2015)	Holt, Bradley	(P/2012)				
Heitman, Harry	(P,OF/1920-23)	Holton, Ed	(C/1958)				
Held, Herschel	(3B/1945)	Holtzberger, John	(OF/1886)				
Helf, Henry	(C/1939)	Honeck, Al	(SS/1918)				
Helfand, Eric	(C/1996)	Honeck, Ed	(P/1934)				
Helfrich, Henry	(P/1918)	Hooker, Cy	(P/1900-03)				
Heller, Frank	(1B/1942-44;46-47)	Hooper, Bob	(P/1949)				
Henderson, Phil	(P/1967)	Hooten, Dave	(P/2001)				
Henderson, Steve	(1B,OF/1986;89)	Hope, John	(P/1993-94)				
Hendriks, Liam	(P/2014)	Hopke, Fred	(1B/1960)				
Hengle, Moxie	(UTL/1885)	Hopkins, Mark	(C/1984)				
Henline, Noah	(OF/1910-11)	Hopper, —	(OF/1901)				
Hense, Dick	(OF/1969)	Hornung, Joe	(P,OF/1878-80;91-92)				
Henzen, Jack	(2B/1930)	Horton, Denny	(P/1946)				
Herbert, Ray	(P/1957)	Horton, Elmer	(P/1898)				
Herbst, Marvin	(P/1919)	Host, Gene	(P/1957)				
Heredia, Felix	(P/2006)	Hostetler, Dave	(1B,DH/1988)				
Hermoso, Angel	(INF/1970)	Hottovy, Tommy	(P/2013)				
Hernandez, Cesar	(OF/1994)	House, Frank	(C/1960)				
Hernandez, Luis	(INF/2010-11)	House, J.R.	(C/2010)				
Hernandez, Ramon	(C/2013)	House, T.J.	(P/2017)				
Hernandez, Roberto**	(P/2004-06;16)	Householder, Ed	(OF/1898-99)				
**nee; Carmona, Fausto		Houser, Ben	(1B/1914)				
Hernandez, Teoscar	(P/2017)	Houser, Joe	(P/1914)				
Herndon, Joe	(P/1895-96)	Houston, Kevin	(P,OF/1982)				
Herr, Aaron	(INF/2008)	Houtteman, Art	(P/1945-47)				
Herrera, Alex	(P/2001-03)	Howard, Ben	(P/2006)				
Herrera, Daniel	(P/2012)	Howard, Bill	(OF/1938-39)				
Herrera, Frank	(1B/1959-62)	Howard, Bruce	(C/1969)				
Herrera, Jose	(UTL/1870)	Howard, Frank	(SS/1877)				
Herrmann, Frank	(P/2008)	Howell, J.P.	(P/2017)				
Herrnstein, John	(1B/1962)	Howitt, Dann	(OF/1995)				
Herrschler, Rick	(INF/1963-64)	Hoy, William	(CF/1890)				
Herstek, Bill	(P/1945)	Hresko, Emery	(P,3B/1944-45)				
Hessler, Billy	(OF/1909)	Hu, Chin-Lung	(INF, 2011)				
Hessman, Mike	(INF/2010)	Hubbard, Marshall	(OF/2010)				

### I (9 PLAYERS)

Igarashi, Ryota	(P/2010-11)
Incaviglia, Tony	(UTL/1980-82)
Infante, Gregory	(P/2014-15)
Inglett, Joe	(UTL/2005-07)
Inks, Bert	(P/1897)
Irvine, Daryl	(P/1993)
Irwin, John	(3B/1890)
Isley, Blaise	(P/1997)
Izturis, Maicer	(2B/2003)

### J (63 PLAYERS)

Jackson, Damian	(INF/1996-97)
Jackson, George	(OF/1913-17)
Jackson, Zach	(P/2008)
Jacob, David	(DH/2017)
Jacobs, Art	(P/1935-40)
Jacobs, Fred	(INF/1968)
Jacobs, John	(OF/1920-21)
Jacobs, Mike	(INF/2010)
Jacobson, Roy	(OF/1929)
Jacome, Jason	(1997-98)
Jaeger, Norm	(1B/1948)
James, Chuck	(P/2012)
Jameson, Jacob	(P/1900)
Jamieson, Charley	(P/1913-15)
Jansen, Danny	(C/2017)
Janvrin, Hal	(INF/1919)
Jaska, Dave	(3B/1952)
Jaynes, Al	(P, 1917;20)
Jeffress, Jeremy	(P/2013)
Jenkins, Chad	(P/2013-16)
Jenkins, Ferguson	(P/1962)
Jenkins, Joe	(C/1929)
Jenkins, Warren	(P/1968)
Jessop, C.R.	(P/1910)
Jestadt, Garry	(2B/1970)
Jeter, Shawn	(OF/1995)
Jevne, Fred	(OF/1886)
Jimenez, A.J.	(C/2013-16)
Jimenez, Jose	(P/2004)
Jimenez, Luis	(INF/2013)
Jimenez, —	(RF/1918)
Johnson, Abe	(INF/1894)
Johnson, Art	(P/1925)
Johnson, Dan	(INF/2014)
Johnson, Dave	(P/1988)
Johnson, Don	(C/1970)
Johnson, Josh	(P/2013)
Johnson, Ken	(P/1952-54;58)
Johnson, Milo	(P/1954)

### K (110 PLAYERS)

Kain, Tom	(P/1929-30)
Kaiser, Jeff	(P/1987)
Kalmer, Duane	(C,OF/1968-69)
Kamp, Ike	(P/1926)
Kane, Frank	(OF/1922-23)
Kappel, Henry	(3B/1892)
Kappel, Joe	(C,OF/1887-88)
Kapusczynski, Ted	(P/1953)
Karsay, Steve	(P/1998;06)
Katt, Ray	(C/1953)
Kawasaki, Munenori	(INF/2013-15)
Kay, Art	(P/1964)
Kazak, Ed	(3B/1952-53)
Kazmar, Sean	(SS/2012)
Kearns, Tom	(C/1880)
Keating, Walter	(SS/1915;19-21)
Keefe, Dav	(P/1926)
Keefe, George	(P/1890)
Keefer, Jay	(P/1983)
Keegan, Ed	(3B/1959-62)
Keenan, Jim	(C/1880)
Keenan, Kerry	(P/1982)
Keister, Bill	(1908)
Kellogg, Nat	(SS/1888)
Kelly, Billy	(1B/1922-26;28-30)
Kelly, Ty	(INF,OF/2015;17)
Kemp, Hugh	(P/1990)
Kennedy, Dick	(C/1966-67)
Kennedy, Doc	(C/1901)
Kennedy, Doc	(1B,OF/1892)
Kernedey, Mike	(OF/1883)
Kenny, Tom	(C/1933)
Keriazakos, Gus	(P/1956)
Kern, Al	(P/1899-1900)
Kerr, Jim	(P/1947)
Kerrigan, John	(P/1962)
Kerwin, Dan	(P,OF/1900-01)
Kessel, —	(RF/1918)
Ketcham, Emery	(P/1922)
Khalifa, Sammy	(INF/1988-89)
Kiefer, Steve	(INF/1990)
Kielty, Bobby	(OF/2009)
Kies, Carl	(P/1921)
Kiger, Mark	(INF/2009)
Killefer, Bill	(C/1911)
Killian, Ed	(P/1012)
Killilea, Marty	(INF/1917)
Killinger, Bill	(UTL/1955)
Kilroy, Jim	(P/1893)
Kilroy, Mike	(P/1895)
Kimmick, Walter	(INF/1926)



# BISONS HISTORY & RECORDS

## BUFFALO BISONS ALL-TIME ROSTER 1877-2017 (3,150 PLAYERS)

King, Chick	(CF/1954-55)	Landrum, Bill	(P/1989)	Little, Bryan	(INF/1985-86;88)	Magrann, Tom	(C/1991)
King, Herold	(SS/1911)	Landrum, Don	(LF/1959-60)	Little, Keith	(1B/1953)	Magruder, Chris	(OF/2002-03)
King, Jeff	(INF/1989;91-92)	Lane, George	(C,CF/1877)	Little, Mark	(OF/2003-04)	Mahaffey, Art	(P/1959-60)
King, —	(P/1889)	Lane, —	(2B/1903)	Little, Scott	(1B/1988-89;91)	Maier, Bob	(3B/1944)
Kingdon, Wes	(SS/1923-26)	Langerhans, Ryan	(OF/2013)	Littlefield, Dick	(P/1952)	Maile, Luke	(C/2017)
Kinkade, Mike	(INF,OF/2005)	Langston, Mark	(P/1999)	Livingston, Bobby	(P/2010)	Main, Miles	(P/1913)
Kipper, Bob	(P/1990)	Lansford, Joe	(1B,DH/1986)	Liz, Radhames	(P/2014)	Maine, John	(P/2010)
Kirkreit, Daron	(P/1997)	Lansing, Mike	(INF/2002)	Llewellyn, Manley	(P/1922)	Mains, Willie	(P/1898)
Kisinger, Rube	(P/1904-10)	LaPorte, Frank	(C,2B/1903-05)	Locke, Larry	(P/1962;66)	Maisel, George	(UTL/1928)
Kittle, Ron	(DH/1985)	Lara, Juan	(P/2006-07)	Locke, Ron	(P/1964-66)	Maize, Dave	(PH/1992)
Klages, Fred	(P/1969)	Larkin, Shaun	(INF/2007)	Loewen, Adam	(INF, OF/2012-13)	Malarkey, Bill	(P/1908-11)
Kleine, Victor	(P/2003;05)	LaRocca, Greg	(INF/2001-03)	Lofgren, Chuck	(P/2007)	Maldovan, John	(P/1953)
Klink, Joe	(P/1995)	LaRoche, Andy	(INF/2013-14)	Lois, Alberto	(OF/1979)	Maley, Joe	(P/1925)
Klinck, Billy	(2B/1909)	Larrison, Preston	(P/2008)	Loneragan, Wally	(SS/1916)	Malkin, John	(C/1983)
Kline, Bob	(P/1935-39)	Larson, Ryan	(P/2002)	Long, Bill	(P,DH/1985-86)	Malkmus, Bob	(INF/1962)
Kline, Steve	(P/1997)	Lary, Frank	(P/1953-54)	Long, Bob	(P/1979)	Mallon, Les	(2B/1934)
Knabenshue, Chris	(OF/1994)	Lary, Lyn	(INF/1942)	Lonnett, Joe	(C/1959-61)	Malo, Jonathan	(INF,OF /2009-11)
Knapp, Levi	(P,OF/1907-09)	Lastsa, Miguel	(INF/1945)	Looney, Brian	(P/2000)	Malone, Lew	(INF/1927-28)
Knechtges, Paul	(P/1970)	Latham, Artie	(SS,OF/1880)	Lopes, Christian	(INF/2017)	Maloney, J.W.	(P/1892;94)
Knight, Brandon	(P/2009)	Latos, Mat	(P/2017)	Lopez, Albie	(P/1995-97)	Manders, Hal	(P/1946)
Knight, Joe	(OF/1899)	LaValliere, Mike	(C/1989)	Lopez, Arturo	(P/2009)	Manguso, Eddie	(LF/1928)
Knight, —	(2B/1886)	Lavigne, Art	(C/1914)	Lopez, Hector	(INF/1968)	Mann, Les	(2B/1913;29)
Knoll, Hub	(OF/1899-1900)	Law, Jack	(C,1B/1902)	Lopez, Luis	(INF/1995)	Manning, Hal	(P/1935)
Knorr, —	(P/1901)	Lawless, Dave	(P/1935)	Lopez, Marcelino	(P/1962)	Manning, Harry	(C/1919;21)
Knotts, Joe	(C/1909)	Lawrence, Casey	(P/2013;15-17)	Lopez, Raffy	(C/2017)	Manning, John	(OF/1881)
Knowles, Jim	(3B/1891)	Lawrence, Mike	(OF/1898)	Lord, Harry	(3B/1915)	Manriquez, Salomon	(C,INF/2010-11)
Knowlton, George	(P/1887)	Lawrie, Brett	(INF/2013)	Lorenz, Lou	(C/1943)	Manto, Jeff	(1B/1997-2000)
Kobesky, Ed	(OF/1942-44)	Leake, Al	(P/1917)	Lorraine, Andrew	(P/2000)	Marcan, A.	(INF/1909)
Koenecke, Len	(CF/1933)	LeBlanc, Wade	(P/2016)	Louden, Billy	(INF/1914-15)	March, Ed	(P/1949;55)
Konnick, Mike	(UTL/1910)	Leblebajian, Jason	(INF/2017)	Loudenslager, Chas.	(2B/1919)	Marchildon, Phil	(P/1950)
Koplove, Mike	(P/2007)	Ledbetter, Bob	(P/1931)	Loughlin, Larry	(P/1970)	Marcum, John	(P/1938)
Kopp, Merlin	(OF/1916-17)	Lee, Cliff	(P/2002-03;07)	Loun, Don	(P/1968)	Marenette, Leo	(P/1970)
Korecky, Bobby	(P/2013-16)	Lee, David	(P/2004)	Loup, Aaron	(P/2015-16)	Marini, Marc	(OF/1995)
Korince, George	(P/1970)	Lee, Quinn	(P/1940;45-46)	Love, Ruel	(P/1930-31)	Markland, Gene	(INF/1940-41;46;49-50)
Koronka, John	(P/2007)	Legett, Louis "Doc"	(C/1933)	Lovell, Don	(1B/1987)	Marlowe, Dick	(P/1952;55)
Korte, Dick	(INF/1941)	Leggatt, Dick	(P/1982)	Lovenguth, Lynn	(P/1950-52)	Marquis, Jim	(P/1928)
Korwan, Jim	(P/1894)	LeHane, Mickey	(P,1B/1887-89)	Lovullo, Torey	(INF/1995;97-98)	Marriott, Bill	(2B/1928)
Kotchman, Casey	(INF/2016)	Lehman, Ken	(P/1959-60;62)	Lowrey, Harry	(CF/1956)	Marsden, Steve	(P/1984)
Kottaras, George	(C/2014-15)	Lehr, Clarence	(UTL/1913-14)	Lucas, Ray	(P/1933)	Marsh, Ed	(C/1923)
Koupal, Lou	(P/1926)	Leiper, Tim	(3B,OF/1993-94)	Lucas, Stan	(P/1930;36)	Marsh, Tom	(OF/1996)
Kouzmanoff, Kevin	(INF/2006)	Leius, Scott	(INF/1996)	Lucca, Lou	(OF/2003)	Marshall, Cy	(P,OF/1919)
Kowalik, Fabian	(P/1934;37-39)	Leon, Arnold	(P/2016)	Lucey, Joe	(P,OF/1925-26)	Marshall, Ed	(SS/1933)
Kramer, Randy	(P/1988-90)	Leone, Dominic	(P/2017)	Luderer, Brian	(C/2004)	Marshall, Roy	(P/1915)
Kranepool, Ed	(1B/1963-64)	Lepard, Edgar	(P/1923-25)	Ludwick, Ryan	(P/2004-05)	Marte, Andy	(3B/2006-07)
Krapp, Gene	(P/1914-15)	Lepley, Paul	(RF/1955)	Lufberry, Joe	(SS/1889)	Martin, Al	(OF/1992)
Krauss, Tim	(INF/1986)	Lerchen, George	(OF/1946;52)	Lujan, John	(P/2010-11)	Martin, Bob	(2B/1945)
Krawczyk, Ray	(P/1982)	Leroux, Chris	(P/2016)	Luna, Hector	(P/2007)	Martin, Dustin	(OF/2012)
Kress, Charley	(1B,OF/1955)	LeRoy, Louis	(P/1902-03)	Lund, Don	(RF/1952)	Martin, Frank	(2B/1900)
Kretlow, Lou	(P/1946-47;57)	Leverenz, Walt	(P/1926-27)	Luskey, Charles	(C/1902-03)	Martin, Gene	(OF/1969)
Kreutzer, Frank	(P/1968-69)	Leverette, Dixie	(P/1930)	Lutz, Zach	(INF/2010-12)	Martin, J.D.	(P/2004;08)
Kratz, Erik	(C/2014;16)	Levey, Jim	(SS/1941-42;44)	Lynch, David	(P/1995)	Martin, Joe	(3B/1938-41)
Krichell, Paul	(C/1914)	Levis, Jesse	(C/1995;2000)	Lynch, Jack	(OF/1902)	Martin, Kevin	(P/2002)
Krock, Gus	(P/1890)	Lewee, Ed	(SS/1894-96)	Lynch, John	(P/1881)	Martin, Pat	(P/1920)
Krohn, Ed	(1B/1894)	Lewis, Fred	(OF/2012)	Lynch, Mike	(2B/1918)	Martin, Tom	(P/1998-2000)
Kroll, Gary	(P/1962)	Lewis, James	(P/1995-96)	Lynch, Walter	(C/1917)	Martindale, Ryan	(C/1995)
Kroner, John	(2B/1940)	Lewis, Jensen	(P/2007-08)	Lyons, Frank	(P/1920)	Martinez, Carlos	(SS/1986)
Kume, Mike	(P/1957-58)	Lewis, Mark	(P/2001)	Lyons, Harry	(OF/1891)	Martinez, Carmelo	(INF/1995)
Kunz, Eddie	(P/2009)	Lewis, Richie	(P/2000-01)	Lyons, Steve	(UTL/1986)	Martinez, Fernando	(OF/2009-11)
Kutyna, Marty	(P/1963)	Lewis, Scott	(P/2008)			Martinez, Iggy	(P/1979-80)

### L (152 PLAYERS)

Laabs, Chet	(LF/1947-49)
LaClaire, George	(P/1915)
Ladouceur, Napoleon	(P/1923)
Laffey, Aaron	(P/2007-08)
Lafitte, Ed	(P/1915)
Lake, Harry	(C/1926)
Lake, Junior	(OF/2016)
Lakeman, Al	(C/1953-54)
Laker, Tim	(C/2001-02;06)
LaLonge, Mickey	(C/1913-15)
Lamb, Mike	(INF/2009)
Lamp, Dennis	(P/1992)
Lampe, Henry	(P/1895)
Lancaster, Les	(P/1995)
Lancellotti, Rick	(OF/1979-80)
Landrith, Hobiwe	(C/1951)

### M (335 PLAYERS)

Maas, Duane	(P/1954-55)
Macauley, Andy	(SS/1979-82)
Maccani, Tony	(C/2010)
Mace, Harry	(P/1893)
MacGamwell, Ed	(1B/1903)
MacIvor, Colin	(P/1964)
Mack, Connie	(C/1890)
Mack, Denny	(2B/1878;80)
Mack, Ray	(2B/1939)
Mack, Reddy	(P,2B/1891)
Mackey, Joe	(SS/1969)
Mackowiak, Rob	(INF/2009)
Madden, Morris	(P/1988-89)
Madison, Dave	(P/1953)
Magee, Bill	(P/1902-04)
Maglie, Sal	(P/1938-40)
Magnum, Leo	(P/1927-30)

Martinez, Ramon	(INF/2009)
Martinez, Sandy	(C/2004)
Martinez, Victor	(C/2003;08)
Martinez, Willie	(P/1998-2000)
Marx, Tim	(C/1993)
Mashore, Clyde	(OF/1967)
Mason, Chris	(P/2009)
Mason, Del	(P/1902)
Mason, Grimm	(UTL/1963)
Mason, Henry	(P/1959-61)
Mason, Jim	(SS/1969)
Mason, Roger	(P/1990-91)
Massarelli, John	(OF/1995)
Massey, Bill	(1B/1899)
Mastny, Tom	(P/2006;08)
Mastroianni, Darin	(OF/2014)
Matheny, Brandon	(P/2002)
Mathias, Carl	(P/1963-64)
Mattern, Lefty	(P/1915)

# BISONS HISTORY & RECORDS

## BUFFALO BISONS ALL-TIME ROSTER 1877-2017 (3,150 PLAYERS)

Matterson, H.E.	(P/1905)	McNerney, Henry	(P/1896)	Minor, Harry	(C/1950)	Murray, William	(OF/1886)
Matteson, George	(P/1913)	McNeilance, Alex	(P/1952-53)	Miranda, Angel	(P/1997)	Musgraves, Dennis	(P/1964-65)
Matthews, Bill	(P/1904)	McPartlin, Frank	(P/1897)	Misch, Pat	(P/2009-11)	Myers, George	(C,OF/1884-85)
Matthews, Mike	(P/1997-99)	McQuaid, Jim	(2B/1899)	Miscik, Bob	(3B/1981-82)	Myers, Kenton	(C/2002)
Mattison, Kieran	(P/2005)	McRae, Hal	(2B/1967)	Mitchell, Fred	(C/1912)	Myers, Rick	(P/1984)
Maul, Albert	(P,OF/1892)	McSorley, John	(UTL/1878)	Mitchell, John	(P/1898)	Myette, Aaron	(P/2003)
Maurer, Dave	(P/2002)	McTigue, Billy	(P,OF/1912)	Mitchell, John	(2B/1929)		
Mavis, Bob	(INF/1952;55)	McVicker, Mattie	(OF/1899)	Mitchell, Ron	(P,OF/1980)		
May, Lee	(1B/1966)	McWhorter, H.P.	(C/1955)	Moeller, Ed	(P/1956-57)		
May, Lucas	(C/2012)	Meachem, Bobby	(INF/1989)	Moeller, Dennis	(P/1993)		
Maysey, Matt	(P/1994)	Meakin, Geo	(P/1893)	Mohart, George	(P/1922-23)		
Mayza, Tim	(P/2017)	Meakin, Jim	(P/1893)	Mohler, Mike	(P/2000)		
McAllister, Lew	(C,INF/1903-12)	Meakin, —	(P,OF/1895)	Mohorcic, Dale	(P/1982)		
McAnally, Ernie	(P/1970)	Medlar, Charles	(P/1942)	Mokan, John	(OF/1928)		
McAuley, Pat	(C/1899)	Medrano, Anthony	(INF/2001-02)	Monahan, Pete	(1B/1928)		
McAvoy, Jim	(C/1924-25)	Medvin, Scott	(P/1988-90)	Monsalve, Alex	(C/2017)		
McCabe, Art	(P,OF/1910-12)	Meeks, Tim	(P/1991)	Montero, Jesus	(INF/2016)		
McCabe, Dick	(P/1917;20-22)	Meeks, Sam	(INF/1954)	Montero, Miguel	(C/2017)		
McCabe, Tom	(OF/1918)	Meers, Russ	(P/1948)	Montgomery, Steve	(P/1997)		
McCahan, Bill	(P/1949)	Mejia, Jenrry	(P/2010-12)	Moock, Joe	(UTL/1970)		
McCall, Rod	(INF/1997)	Mele, Sam	(LF/1958)	Mooney, W.J.	(C/1887)		
McCarren, Bill	(INF/1918-21)	Meloan, John	(P/2008)	Moore, Al	(LF/1928-30)		
McCarthy, Joe	(2B/1914-15)	Melton, Dave	(LF/1957)	Moore, Anse	(RF/1947-49)		
McCarthy, —	(P/1901)	Melton, Larry	(P/1988-89)	Moore, Balor	(P/1970)		
McCatty, Steve	(P/1986)	Menendez, Tony	(P/1985;93)	Moore, Barry	(P/1968)		
McCauley, Jim	(C/1940)	Menhart, Paul	(P/1999)	Moore, Brad	(P/1994)		
McClendon, Lloyd	(OF/1995)	Merced, Orlando	(INF/1989-91)	Moore, Earl	(P/1914)		
McCloskey, Bill	(C,SS/1888)	Mercedes, Jose	(P/2002)	Moore, Kelvin	(1B/1985)		
McConnell, George	(P,1B/1906-08;14)	Mercer, John	(2B/1922)	Moore, Marcus	(1997-98)		
McCormick, Mike	(1B,OF/1937)	Mercker, Kent	(P/1996)	Moose, Baxter	(P/1930)		
McCoy, Mike	(INF,OF/2013)	Merloni, Lou	(INF/2006)	Morales, Franklin	(P/2016)		
McCoy, Patrick	(P/2016)	Merritt, George	(P/1910-12)	Moran, Alan	(INF/1963-64)		
McCraney, —	(3B/1901)	Merritt, Roy	(P/2010)	Moran, Harry	(P/1914)		
McCulloch, Alec	(P/1984)	Merulla, Tony	(P,C,UTL/1981)	Morban, Jose	(INF/2005)		
McCullough, Clayton	(C/2005)	Mesa, Melky	(OF/2014-16)	Mordarski, Ed	(C/1945;47-48;52)		
McCullough, Clyde	(C/1940)	Messitt, Jack	(1B/1892)	Morelock, Harry	(3B/1893)		
McDade, Mike	(INF/2014)	Meyer, Benny	(OF/1915)	Moreno, Armando	(INF/1990-91)		
McDonald, Darnell	(OF/2005)	Meyer, Doug	(PH/1917)	Morgan, Bobby	(INF/1958-62)		
McDonald, Dave	(P,UTL/1970)	Meyer, Dutch	(INF/1941-42;47)	Morgan, Scott	(OF/1998-2000)		
McDonald, Eddie	(3B/1911)	Meyer, Joey	(1B/1991)	Morman, Alvin	(P/1997-98)		
McDonald, Jerry	(2B/1979)	Meyers, Butch	(3B/1934-38)	Morman, Russ	(INF/1985-86;93)		
McDonald, Jim	(SS/1885)	Meyers, Chief	(C/1918)	Moronko, Jeff	(SS,3B/1983-84)		
McDonald, Joe	(SS/1916-17)	Miceli, Dan	(P/1994/2003)	Morrell, Bill	(P/1932)		
McDonald, John	(SS/1999-2001)	Michaels, Jason	(OF/2006)	Morrissey, John	(3B/1881)		
McDonald, P.	(1B/1886)	Michaels, John	(P/1931)	Morrow, Brandon	(P/2014)		
McDonald, Rod	(P/1983)	Mier, Jio	(INF/2016)	Morse, Bert	(P/1913-14)		
McDonald, Tex	(UTL/1914-15)	Mierkiewicz, Ed	(OF/1945-46;56)	Moscovich, George	(1B/1951)		
McDowell, E.	(RF/1877)	Miglio, John	(P/1984)	Moses, John	(OF/1991)		
McElroy, Francis	(UTL/1955)	Miles, Jim	(P/1968-69)	Mota, Jose	(2B/1985)		
McFarland, Blake	(P/2015)	Miller, Adam	(P/2006-08)	Mouton, Lyle	(OF/2003)		
McFarland, Howard	(OF/1935-36)	Miller, Bob	(P/1959)	Mowry, Joe	(OF/1936)		
McGehee, Connor	(OF/1982)	Miller, Charles	(P/1887)	Moyer, Bob	(1B/1945)		
McGlone, John	(P,3B/1886)	Miller, Chuck	(P/1944)	Moynihan, Mike	(SS/1880)		
McGlynn, Ed	(C/1877)	Miller, David	(OF/1998-2000)	Mrozinski, Ron	(P/1956;59)		
McGowan, Dustin	(P/2013)	Miller, Eddie	(1B,2B/1920-22;24-25)	Mueller, Heinie	(OF/1929-34)		
McGowan, Frank	(CF/1934-37)	Miller, Hack	(CF/1930)	Mueller, Les	(P/1946-47)		
McGroarty, Tom	(P/1957)	Miller, Hugh	(1B/1911)	Mujica, Edward	(P/2006-08)		
McGuinness, George	(P/1895)	Miller, Jack	(P/1918)	Mulhern, Ryan	(P/2007-08)		
McGunnigle, Bill	(P,OF/1878-80)	Miller, Jim	(C/1944)	Mulleavy, Greg	(SS/1933-40;43)		
McGuire, Deck	(P/2014)	Miller, Keith	(OF/1991)	Mullen, Bill	(3B/1929)		
McHale, John	(1B/1945-46)	Miller, Larry	(P/1965)	Mullen, Tom	(P/1985)		
McHugh, Collin	(P/2012)	Miller, Matt	(P/2004-07)	Mullin, Pat	(CF/1940-41;54)		
McIntyre, Matty	(OF/1902-03)	Miller, Orlando	(SS/1999)	Munday, Bill	(PH/1928)		
McKeon, Joel	(P/1985-86)	Miller, Otis	(2B/1932)	Muniz, Carlos	(P/2009)		
McKeough, Dave	(C/1891)	Miller, Paul	(P/1991-94)	Munn, Red	(C/1930-31;33)		
McKevitt, —	(OF/1899)	Miller, Travis	(P/2002)	Munoz, Omer	(2B,SS/1993)		
McLaughlin, Bob	(OF/1909)	Miller, William	(OF/1905)	Munsell, Emmett	(P/1912)		
McLeland, Wayne	(P/1952)	Milliard, Ralph	(INF/2001)	Murphy, Daniel	(INF/2010)		
McManus, Frank	(C/1905-06)	Milligan, Bill	(P/1896;98;1900;02-03;05-08)	Murphy, Dennis	(C/1930)		
McMillan, Tom	(SS/1979)	Milligan, John	(P/1929)	Murphy, Eddie	(1B/1905)		
McMullen, Hugh	(C/1926)	Milligan, Randy	(1B/1888)	Murphy, Jack	(C/2013-14)		
McMurtry, Craig	(P/1993)	Mills, Art	(P/1928-30)	Murphy, Marty	(OF/1918)		
McNab, Tim	(P/2009)	Mills, Brad	(P/2014)	Murphy, Mike	(P/1984;87)		
McNabb, Carl	(2B/1944-45)	Milstead, George	(P/1928;33-34)	Murphy, Mike	(OF/1918)		
McNair, Eric	(SS/1941)	Minarcin, Rudy	(P/1951)	Murphy, Pat	(C,CF/1891-92)		
McNair, Gerald	(2B/1943)	Mincher, Don	(1B/1961)	Murray, Heath	(P/2002)		
McNally, Sean	(INF/2001)	Mineo, Randolph	(C/1933)	Murray, Jimmy	(OF/1905-08;11-14)		
McNamara, Vince	(SS/1927)	Minor, Blas	(P/1990-92;94)	Murray, Tony	(LF/1925)		

### N (58 PLAYERS)

Nagy, Charles	(P/2000-02)
Nagy, Steve	(P/1956-58)
Nanita, Ricardo	(OF/2013-14)
Napoleon, Dan	(OF/1965)
Narum, Les	(P/1968)
Nash, Billy	(SS/1899)
Nash, Tom	(OF/1928)
Nattress, Natty	(SS/1902-09)
Navarro, Dioner	(C/2015)
Navarro, Jaime	(P/2000)
Navarro, Oswaldo	(INF/2012)
Neagle, Denny	(P/1993)
Needham, George	(SS/1907)
Neely, Jeff	(P/1990-91)
Neeman, Cal	(C/1961)
Negrych, Jim	(INF/2013)
Neidlinger, Jim	(P/1988)
Neiger, Alvin	(P/1960)
Neis, Bernie	(OF/1926)
Nelson, Albert	(P/1913)
Nelson, Jack	(SS/1888)
Nelson, John	(C/1900)
Nelson, Lynn	(P/1940-41)
Nelson, Rick	(P,OF/1987)
Nelson, John	(C/1900)
Nen, Dick	(1B/1969)
Nettles, Joe	(OF/1929)
Nevel, Ernie	(P/1953-54)
Neville, Dan	(P/1966)
Newenham, Horace	(P,OF/1901)
Newkirk, Dave	(P/1958)
Newman, Alan	(P/2000)
Newsom, Randy	(P/2008)
Nicholas, Harry	(P/1956)
Nicholson, Larry	(P/1980)
Nichting, Chris	(P/1998;2000)
Nickeas, Mike	(C/2009-14)
Niebergall, Charley	(C/1920)
Niese, Jonathon	(P/2009-10)
Niesel, Christopher	(P/2007)
Nieuwenhuis, Kirk	(OF/2010-12)
Nieve, Fernando	(P/2009-10)
Nikowski, C.J.	(P/2012)
Nixon, Otis	(OF/1987)
Noble, Ray	(C/1957-58)
Noboa, Junior	(2B/1984;87;94)
Nolan, Kevin	(INF/2014-15)
Nolan, Roger	(UTL/1927)
Nolin, Sean	(P/2013-14)
Norman, Les	(OF/1997)
Norris, Daniel	(P/2014-15)
Northey, Ron	(RF/1954)
Notarino, Tony	(P/1980)
Novick, Walter	(C/1950-51)
Nowak, Henry	(OF/1938-40)
Nowak, Stan	(3B/1918)
Nye, Dick	(P/1970)
Nyman, Chris	(1B,DH/1986)

### O (52 PLAYERS)

O'Brien, John	(2B/1894)
O'Brien, Mike	(C/1920)
O'Brien, —	(RF/1918)
O'Connor, Mike	(P/2010-11)
O'Donnell, Harry	(C/1928)
O'Donoghue, John	(P/1970)
O'Hair, Clarence	(P/1926)
O'Malley, John	(CF/1927)



## BUFFALO BISONS ALL-TIME ROSTER 1877-2017 (3,150 PLAYERS)

O'Neil, Bill	(P-SS/1890)	Peer, —	(2B/1903)	Pond, Art	(C/1925-28)	Reidy, John	(C,3B/1887-89)		
O'Neil, John	(UTL/1942)	Pehanick, Al	(P/1964)	Poole, Jim	(1B/1932)	Reilly, W.B.	(3B/1887)		
O'Neill, Jim	(2B/1916-17)	Pena, Alejandro	(P/1994)	Poole, Jim	(P/1995;98;2000)	Reimer, Gerry	(1B,OF/1962;66)		
O'Rourke, Frank	(3B/1913)	Pena, Geronimo	(INF/1996)	Poole, Ralph	(P/1952)	Reinke, Chris	(P/2001)		
O'Rourke, Jim	(OF/1881-84)	Pena, Jose	(P/1967)	Poole, —	(CF/1918)	Reiter, Ed	(LF/1918)		
O'Rourke, Tom	(C,OF/1887)	Pena, Tony	(C/1979)	Poorman, Tom	(P/1880)	Reitz, Al	(P/1931)		
Oana, Henry	(P,OF/1944-45)	Pena, Wily Mo	(INF/OF, 2009)	Porray, Ed	(P/1914)	Remsen, John	(OF/1886-88)		
Oberholtzer, Brett	(P/2017)	Pennock, Herb	(P/1916)	Porter, J.W.	(UTL/1955)	Rende, Sal	(P,1B/1983)		
Oblesby, Jim	(1B/1938-39)	Pennyfeather, Will	(OF/1992-94)	Porzio, Mike	(P/2004)	Restaino, Emil	(OF/1953)		
Obregon, Frank	(SS/1966-67)	Peoples, Danny	(1B/2000-01)	Post, David	(INF/2000)	Reuss, Jerry	(P/1990)		
Ochinko, Sean	(C/2013-15)	Pepper, Ray	(LF/1937)	Post, Walter	(CF/1951)	Rey, Everett	(C/1983)		
Ochoa, Ivan	(INF/2006)	Peralta, Jhonny	(SS/2003-04)	Powell, Grover	(P/1964)	Reyes, Anthony	(P/2008)		
Oelkers, Bryan	(P/1987)	Perconte, Jack	(2B/1986)	Powers, John	(OF/1963)	Reyes, Argenis	(INF/2009)		
Ogden, Curley	(P/1927-29)	Perez, Fernando	(OF/2011)	Pratt, Scott	(2B/2000;02-04)	Reyes, Jose	(INF/2013;15)		
Ogea, Chad	(P/1995-98;2000)	Perez, Juan	(P/2013)	Pridie, Jason	(OF/2010-11)	Reyes, Raul	(OF/2011-12)		
Ogiego, W.	(P/1940)	Perez, Luis	(P/2013;15)	Priest, Asa	(P/1893)	Reynolds, Bob	(P/1970)		
Ohlman, Mike	(C/2017)	Perez, Oliver	(P/2009-10)	Priest, Eddie	(P/1998)	Ribant, Dennis	(P/1965)		
Okrie, Len	(C/1949)	Perez, Oneli	(P/2008)	Prigge, George	(UTL/1957)	Ricelli, Frank	(P/1981)		
Oldfield, Dave	(C/1890)	Perez, Rafael	(P/2006-07)	Prince, Tom	(C/1988-92)	Richards, Duane	(P/1963-64)		
Oldham, Rube	(P/1915)	Perkins, Charley	(P/1933-34;37)	Proffitt, Eurie	(P/1924-28)	Richards, Paul	(C,LF/1947-49)		
Olivares, Omar	(P/2002)	Perrington, Chas.	(C,RF/1877)	Pukis, Leo	(P/1941)	Richardson, Gord	(P/1965)		
Olson, Ernie	(SS/1931)	Perry, Boyd	(INF/1941)	Pullig, Tom	(P/1942)	Richardson, Hardy	(3B/1879-85)		
Olson, Garrett	(P/2012)	Perry, Chan	(INF/1997-2000)	Purcell, Bill	(P,OF/1877;81-82)	Richardson, Jeff	(INF/1990-92)		
Olson, Gregg	(P/1995)	Perry, Hank	(P/1947-48)	Purvis, Jim	(C/1887)	Richmond, Beryl	(P/1940)		
Olson, Marve	(2B/1931;34-38)	Perry, Hank	(OF/1913)	Pytlak, Frank	(C/1928-29;31)	Richmond, Sam	(OF/1939)		
Ondrochak, John	(P/1917-18)	Perry, Herbert	(INF/1995-96)	<b>Q (9 PLAYERS)</b>					
Onslow, Jack	(C/1915-17)	Perry, Melvin	(OF/1966-67)	Quade, Mike	(OF/1981)	Ricketts, Dick	(P/1961-64)		
Opitz, Shane	(INF/2016-17)	Perry, Pat	(P/1983)	Qualls, Jim	(2B/1970)	Riebe, Harvey	(C/1946)		
Orrell, Forrest	(P/1945-45)	Perschke, Greg	(P/1995)	Quinlan, Jack	(C/1932)	Rieger, Fred	(P/1915)		
Orsino, John	(C/1968)	Pesco, Nick	(P/2007)	Quinn, Dan	(1B/1890)	Rigalski, Joe	(P/1940)		
Ortega, Jose	(2B/2005)	Peters, John	(SS/1881)	Quinones, Rene	(INF/1983-84)	Riggan, Jerrod	(P/2002-03)		
Ortiz, Andy	(P/1984)	Petersen, Josh	(OF/2009)	Quintana, Carlos	(OF,DH/1994)	Riggins, Shawn	(C/2010)		
Ortiz, Junior	(C/1980)	Peterson, Rick	(P/1982)	Quintanilla, Omar	(SS/2012)	Rigdon, Paul	(P/1999-2000)		
Ortiz, Lou	(2B,OF/1956-58)	Petit, Gergorio	(INF/2017)	Quintero, Humberto	(C/2016)	Riles, Ernest	(INF/1995)		
Ortiz, Nick	(SS/1999)	Petkovsek, Mark	(P/1992-93)	Quiroz, Ricardo	(P/1962)	Riley, Jimmy	(2B/1911)		
Ortiz, Ramon	(P/2010;13)	Petoskey, Fred	(OF/1945)	<b>R (163 PLAYERS)</b>					
Osik, Keith	(C/1994)	Pettee, Pat	(2B/1892)	Rabbit, Joe	(PH/1932)	Rincon, Juan	(P/2008)		
Osteen, Darrell	(P/1966-67)	Pettee, Phil	(2B/1890)	Radakovich, Dan	(C/1944-45)	Rincon, Ricardo	(P/2000)		
Ott, Al	(P/1942-43)	Pettigrew, Ned	(OF/1914)	Radbourn, Charles	(2B,OF/1880)	Ring, Jim	(P/1917)		
Outen, Chick	(C/1934)	Pettyjohn, Adam	(P/2009-10)	Radinsky, Scott	(P/2001)	Rios, Carlos	(SS/1981)		
Outlaw, Jim	(3B/1940-43)	Pezzullo, John	(P/1941)	Radulovich, Bill	(UTL/1946;48)	Ripken, Bill	(INF/1995)		
Owchinko, Bob	(P/1985)	Pfingstler, Howard	(P/1931-32)	Radwan, Pete	(INF/1924-27)	Riske, David	(P/1999-2002)		
Owen, Dylan	(P/2010-12)	Phelan, Dick	(2B/1885)	Rafferty, Ed	(OF/1922)	Risley, George	(3B/1958)		
Owens, Tom	(P/1983)	Phillips, Brandon	(2B,SS/2002-05)	Ragland, Tom	(2B/1969)	Ritchey, Claude	(SS/1896)		
<b>P (134 PLAYERS)</b>				Rainey, Jack	(3B,OF/1889-90)	Ritter, Charles	(2B/1885)		
Pacho, Juan	(INF/1983)	Phillips, Clarence	(P/1940)	Rakers, Jason	(P/1997-99;2003)	Ritter, Reggie	(P/1987)		
Paddock, Del	(CF/1914)	Phillips, Ed	(C/1936-38)	Ramirez, Alex	(OF/1996-99)	Rivas, Luis	(INF/2007)		
Padilla, Jorge	(OF/2010)	Phillips, Horace	(P/1877)	Ramirez, Carols	(P/2017)	Rivas, Rafael	(P/1948)		
Pagan, Angel	(OF/2009)	Phillips, Jason	(UTL/1958-59)	Ramirez, Edgar	(P/2009;12)	Rivera, Luis	(INF/2009)		
Page, —	(P/1897)	Phillips, John	(P/2001-03)	Ramirez, Elvin	(P/2012)	Rivera, Rene	(C/2009)		
Palacios, Vicente	(P/1988-91)	Phillips, Martin	(CF/1952)	Ramirez, Manny	(OF/2000)	Roa, Joe	(P/1995-96)		
Palmero, Emilio	(P/1928)	Phillips, Taylor	(SS/1894)	Ramirez, Ramon	(P/2012)	Roach, Donn	(P/2015)		
Pankovits, Jim	(INF/1989)	Piatt, Doug	(P/1960-61)	Ramsey, Keith	(P/2004)	Roach, Harold	(P/1896)		
Panther, Nathan	(OF/2007)	Pick, Charley	(P/1993)	Rapp, Earl	(OF/1942;46-47)	Roach, Roxie	(SS/1913-15)		
Pape, Larry	(P/1913)	Pickering, Ollie	(INF/1926)	Rasmus, Colby	(OF/2014)	Robbins, Jacke	(P/2004-05)		
Parker, Harley	(P,OF/1901)	Picone, Mario	(OF/1899)	Rasmussen, Rob	(P/2014-15)	Roberts, David	(OF/1998-2001)		
Parkhurst, Lyle	(P/1943;45)	Pierce, Billy	(P/1956)	Ratliff, Gary	(OF/1968)	Roberts, Scott	(P/1987)		
Parks, Vernon	(P/1929-30)	Pierce, George	(P/1911)	Ray, Art	(P/1982)	Robertson, Connor	(P/2009)		
Parmley, Ian	(OF/2017)	Pierce, Ray	(PH/1927)	Rayborn, Kenny	(P/2003-05)	Robertson, Jeriome	(P/2004)		
Parnell, Bobby	(P/2010-11)	Piere, Bill	(C/1922)	Reboullet, Jim	(INF/1988)	Robertson, Rich	(P/1993-94)		
Paronto, Chad	(P/2002-03)	Pieroazio, Wes	(P/1984)	Reccius, Phillip	(P,2B/1893)	Robinson, Clint	(INF/2013)		
Parrott, Ralph	(OF/1907)	Pignatano, Joe	(C/1963)	Redding, Tim	(P/2009)	Robinson, Frank	(P/1950-51)		
Parsons, Casey	(P,OF/1987)	Pike, Jesse	(OF/1940)	Reddy, Joe	(P/1921-26)	Robinson, Humberto	(P/1960-61)		
Parsons, Dixie	(C/1941)	Pillar, Kevin	(OF/2013-14)	Redfield, Joe	(INF/1991-92)	Rocco, Mickey	(1B/1941-43)		
Parton, Jim	(P/1949)	Pinckney, Brandon	(2B/2005)	Redmond, Jack	(C/1942)	Roche, Ray	(P/1939-40)		
Pascucci, Valentino	(INF,OF/2010-12)	Pineiro, Joel	(P/2015)	Redmond, Todd	(P/2013;15)	Roche, Steve	(P/1984)		
Pastors, Greg	(SS/1982)	Pino, Rolando	(2B,SS/1986)	Reed, Darren	(OF/1994)	Rock, Bob	(P/1979-81)		
Patrick, Bob	(OF/1941)	Pippin, Craig	(P/1982;87)	Reed, Rick	(P/1988-91)	Rodriguez, Armando	(P/2012)		
Pattee, Harry	(2B/1910)	Pisciotta, Marc	(P/2000)	Refsnyder, Rob	(INF/2017)	Rodriguez, Freddie	(P/1958-59)		
Patterson, Bob	(P/1988-89)	Pitula, Stan	(P/1961)	Regales, Joe	(P/1990)	Rodriguez, John	(OF/2005)		
Patterson, Scott	(P/2012)	Plansky, Tony	(1B/1931)	Regan, Bill	(UTL/1933-34)	Rodriguez, Jose	(OF/1981-82)		
Patzke, Jeff	(INF/2000)	Platenberg, Eric	(P/1996)	Rehn, Vic	(P/1961)	Rodriguez, Josh	(INF, 2012)		
Paulino, Ronny	(C/2011)	Plummer, Jake	(OF/1934)	Reichert, Dan	(P/2008)	Rodriguez, Nerio	(P/2001-02)		
Pearce, Frank	(P/1934)	Podbielan, Clarence	(P/1960)	Reid, Andy	(C/1897)	Rodriguez, Ricardo	(P/2002-03)		
Pearce, Steve	(P/2017)	Polanco, Enohel	(INF/2000)					Rodriguez, Rosario	(P/1991-92)
Pedrique, Al	(INF/1988)	Pollock, John	(UTL/1942)					Rodriguez, Ruben	(P/1988)
								Roesler, Miker	(P/1990-92)
								Rogers, Esmil	(P/2014)
								Rogers, Stanley	(INF/1946)
								Rogers, Steve	(P/1985)

# BISONS HISTORY & RECORDS

## BUFFALO BISONS ALL-TIME ROSTER 1877-2017 (3,150 PLAYERS)

Rogers, Tom	(C,RF/1877)	Sargent, Joe	(INF/1920)	Shea, —	(C/1901)	Smith, Jud	(SS/1893-94;1900)
Rogers, Tom	(P/1920-21)	Satin, Josh	(INF/2011-12)	Sheaffer, Dan	(C/1990)	Smith, Leo	(SS/1891)
Rogovin, Saul	(P/1947-49)	Saunders, Michael	(OF/2017)	Shearon, John	(OF/1895;99-03;05)	Smith, Mayo	(CF/1940-44)
Rohde, Dave	(2B,SS/1993-94)	Savage, Ted	(CF/1961)	Sheedy, Clayton	(LF/1929)	Smith, Mike	(P/1989)
Rollin, Rondal	(OF/1986)	Saverine, Bob	(INF/1968)	Sheehan, Jack	(INF/1921-24)	Smith, Murphy	(P/2016-17)
Roman, Jose	(P/1984;87)	Savino, George	(C/1937-39)	Sheehan, Tim	(OF/1898)	Smith, Robert	(P/1915)
Romano, Tom	(OF/1988-89)	Savransky, Moe	(P/1951)	Sheldon, Rollie	(P/1967)	Smith, Roy	(P/1993)
Romberger, Al	(P/1957)	Sax, Dave	(C/1988)	Shelton, Ben	(1B,OF/1993)	Smith, Roy	(P/2000-02)
Romero, Mandy	(C/1993-94;2000)	Sax, Ollie	(UTL/1929-31)	Shepard, Alfred	(P,OF/1886;89)	Smith, Sean	(P/2007-08)
Romero, Ramon	(P/1983-84)	Say, Lewis	(SS/1877)	Sheridan, Gene	(3B/1922)	Smith, W.	(P/1901)
Romero, Ramon	(UTL/1985)	Scala, Gerry	(CF/1950)	Sheridan, Roger	(3B/1968)	Snow, Graeme	(C/1923)
Romero, Ricky	(P/2013-14)	Scales, Bobby	(INF,2012)	Sherry, Norm	(C/1956;64)	Snosz, Chris	(C/2001)
Rooks, George	(OF/1890)	Scarsella, Les	(1B/1940)	Shetzline, John	(2B,RF/1877)	Snyder, Al	(C/1915)
Roscoe, Mike	(P/1940-45)	Scavone, Jim	(3B/1945)	Shields, Alex	(P/1918)	Snyder, Brad	(OF/2007-08)
Rose, Frank	(P/1918-19)	Schaeffer, Bill	(SS/1944)	Shields, Ben	(P/1930)	Snyder, Earl	(INF/2002)
Rose, Mike	(C/2007)	Schaive, John	(1B/1982)	Shields, Tommy	(INF/1990)	Snyder, John	(C/1914)
Rose, Ted	(P/2002)	Schalk, Ray	(C/1932)	Shines, Razor	(INF/1990)	Snyder, Kyle	(P/2009)
Roseman, Jim	(RF/1877)	Schang, Wally	(C/1912)	Shinners, Ralph	(LF/1930-31)	Sodd, Bill	(OF/1939)
Ross, Don	(INF/1936)	Schaub, —	(3B/1899)	Shirley, Mule	(P/1947-48)	Soffel, Gus	(2B/1903)
Ross, Mark	(P/1990)	Scheffler, Ted	(OF/1891)	Shollin, Tom	(C/1959)	Solimine, Joe	(OF/1970)
Rossy, Rico	(INF/1988-90)	Schellerman, Bill	(P,OF/1890-93)	Shoppach, Kelly	(C/2006)	Soliz, Steve	(C/1997-99)
Roth, Frank	(C/1912)	Schimpf, Ryan	(INF/2014-15)	Short, Chris	(P/1959)	Sondheim, Art	(P/1931)
Roth, —	(PH/1928)	Schrim, George	(OF/1907-12)	Shouse, Brian	(P/1993-94)	Sorensen, Zach	(SS/2000-04)
Rottino, Vinny	(LF,2012)	Schlaflay, Larry	(2B/1914)	Shiebert, Dick	(1B/1935)	Souchock, Steve	(OF/1955)
Rouse, Mike	(INF/2007)	Schlitzter, Vic	(P/1914)	Shuey, Paul	(P/1995-99)	Souders, Hallie	(P/1897)
Rouse, Randy	(UTL/1980)	Schmehl, Charles	(UTL/1927)	Sido, Wilson	(P/2000)	Sowers, Jeremy	(P/2005-08)
Rowe, Don	(P/1963-65)	Schmidt, Bob	(P/1963)	Siebler, Dwight	(P/1961-62)	Spalding, Dick	(OF/1929)
Rowe, Jack	(C,2B/1879-85;90;92)	Schoen, Gerry	(P/1968)	Sierra, Andy	(P/1942)	Sparkman, Glenn	(P/2017)
Rowe, Pete	(C/1982)	Schoof, Carl	(P/1929-32)	Sierra, Moises	(OF/2013)	Sparks, Don	(INF/1996)
Rowen, Ben	(P/2015-16)	Schrekengost, Ossie	(C/1900)	Signor, Howard	(P/1928-29)	Sparks, Greg	(1B/1991)
Rowland-Smith, Ryan	(P/2014)	Schreiber, Bruce	(INF/1992-93)	Sigsby, Seth	(P/1894)	Sparma, Joe	(P/1970)
Roxbury, Joe	(P/1943-44)	Schreiber, Ted	(2B,OF/1963-65)	Sikorski, Brian	(P/2007)	Speck, Cliff	(P/1985)
Rozema, Dave	(P/1986)	Schulte, John	(C/1927)	Silch, Ed	(RF/1888)	Speer, George	(P/1910-11)
Rozman, Ron	(P/1955)	Schultz, Bo	(P/2015-16)	Silverman, Ernie	(P/1947-51)	Speer, Kid	(C/1900-01)
Rozenovsky, Vic	(C/1966)	Schultz, Bob	(P/1955-56)	Silverstein, Sandy	(P/1950-51)	Speier, Justin	(P/2000)
Rucker, Dave	(P/1988-89)	Schultz, Mike	(P/1951)	Simms, Mike	(OF/1994)	Spencer, Roy	(C/1934)
Rudolph, Don	(P/1966)	Schultz, Wallace	(P/1911)	Simpson, Tom	(P/1951)	Spencer, Vernon	(CF/1923-26)
Ruhland, John	(OF/1896)	Schulz, Al	(P/1914-15)	Simunic, Doug	(C,DH/1983-84)	Spiegel, Mike	(P/2002)
Rundles, Rich	(P/2007-08)	Schulz, Jeff	(OF/1991)	Sinatro, Matt	(C/1986)	Spoljaric, Paul	(P/2001)
Russell, Allan	(P/1927)	Schulz, Don	(P/1987)	Siwy, Jim	(P/1985)	Stadnicki, John	(P/1958)
Ryal, Mark	(OF/1985;90)	Schulz, Joe	(OF/1918)	Sixsmith, Ed	(C/1887)	Stafford, Bob	(P/1890)
Ryan, Blondy	(SS/1932)	Schwem, George	(2B/1901)	Sizemore, Grady	(OF/2004)	Stahl, Chick	(OF/1896)
Ryan, Dan	(C/1953-54)	Schwert, Pi	(C/1920-21)	Skalski, Joe	(P/1987)	Stanford, Jason	(P/2001-08)
Ryan, Dusty	(C/2011)	Schwimer, Michael	(P/2013)	Skinner, Joel	(C/1985)	Staple, Joe	(OF/1885)
Ryan, Jack	(C,3B/1907-09)	Schwinden, Chris	(P/2011-12)	Slagle, John	(P/1894)	Stark, Denny	(P/2005)
Ryan, Rosy	(P/1919)	Scott, Alan	(OF/1957-58)	Slaughter, Don	(C/1992)	Stark, Dolly	(SS/1912)
<b>S (294 PLAYERS)</b>		Scott, Bill	(P/1951)	Slayback, Elbert	(UTL/1927)	Starr, Charles	(SS/1910-11)
Saavedra, Ed	(RF/1983-84)	Scott, Darryl	(P/1996-97)	Slocum, Brian	(P/2006-08)	Startzell, —	(P/1896)
Sabathia, C.C.	(P/2006)	Scott, Luke	(INF,DH/2015)	Slusarski, Joe	(P/1995)	Stearns, Dan	(RF-1B/1880;85;92-94;00)
Sabrie, Ed	(1B/1910)	Scott, Sud	(P/1928)	Smajstrla, Craig	(INF/1987)	Stearns, Garrett	(C/1923)
Sadler, Carl	(P/2002-04)	Scudder, Scott	(P/1994)	Small, Jim	(CF/1958)	Steels, James	(OF/1990)
Sadowski, Bob	(2B/1961)	Scutaro, Marcos	(INF/1997-2000)	Smallwood, Wally	(P/1969)	Steffen, John	(P/1918)
Salazar, Luis	(OF/1979)	Secrist, Don	(P/1966-67)	Smiley, Bill	(3B/1877)	Steinbach, Gene	(C/1984)
Salazar, Terrell	(OF/1981)	Secrist, Reed	(C/2003)	Smith, Al	(P/1939)	Steinbacher, Hank	(LF/1942)
Saltalamacchia, Jared	(DH/2017)	Sefcik, Kevin	(OF/2001)	Smith, Bernie	(OF/1965)	Steinfeldt, Jack	(OF/1917)
Samford, Ron	(2B/1955)	Selby, Bill	(INF/1998-2000;02)	Smith, Bill	(P/1960-62)	Stephens, Jimmy	(C/1913-14)
Samuel, Amando	(INF/1964-65)	Selma, Dick	(P/1964-65)	Smith, Charles	(INF/1881)	Stephenson, John	(C,OF/1964-65)
Samuels, Roger	(P/1989-90)	Sembara, Carroll	(P/1970)	Smith, Chris	(P/2016-17)	Stevens, David	(P/1999)
Sanchez, Aaron	(P/2014-15;17)	Seminick, Andy	(C,OF/1944)	Smith, Clay	(P/1939)	Stevens, Jeff	(P/2008;12)
Sanchez, Jose	(P/2009)	Senno, Dan	(P/1905)	Smith, Corey	(3B/2004)	Stewart, Bill	(OF/1957)
Sanchez, Tony	(C/2016)	Serad, Bill	(P/1884-85)	Smith, Dan	(P/2001)	Stewart, Bob	(SS/1950)
Sanders, Frankie	(P/1999-2000)	Serena, Bill	(3B/1948;56-57)	Smith, Dave	(INF/1967)	Stewart, Sammy	(P/1987)
Sanders, Scott	(P/2000)	Seward, Walter	(P/1961-62)	Smith, Dick A.	(OF/1963-64)	Stewart, Scott	(P/2004)
Sandoval, Danny	(INF/2008)	Sewell, Truett	(P/1936-37)	Smith, Dick K.	(OF/1968-70)	Stigman, Dick	(P/1967)
Sandoval, Jose	(P/1993)	Sexson, Richie	(1B,OF/1997-98)	Smith, Dwight (Jr.)	(OF/2017)	Stilson, John	(P/2013-14;16-17)
Sandoval, Jose	(P/1957)	Sexton, Jeff	(P/1997-99)	Smith, Ed	(OF/1995)	Stinson, Josh	(P/2010-11)
Santarelli, Cal	(P/1983-84)	Seymour, Cy	(CF/1913)	Smith, Elmer	(OF/1930)	Stock, Milton	(SS/1912)
Santiago, Jose	(P/1957)	Shafer, Justin	(P/2017)	Smith, Emil	(C/1890)	Stoddard, —	(C/1877)
Santiago, Jose	(P/2003)	Shaffer, George	(RF/1883)	Smith, Ernie	(UTL/1886)	Stoner, Tobi	(P/2009-10)
Santiago, Ramon	(INF/2015)	Shannon, Dan	(2B/1892)	Smith, E.J.	(1B/1890)	Storey, Mickey	(P/2013-14)
Santos, Angel	(INF/2003)	Shannon, Frank	(INF/1898)	Smith, Fred	(SS/1914-15)	Stover, Dewey	(OF/1930-31)
Santos, Luis	(P/2017)	Shannon, Walter	(2B/1961-62)	Smith, George	(2B/1906-10)	Strait, Lee	(1B,OF/1918-20)
Santos, Omir	(C/2009-10)	Sharpe, Bayard	(1B/1911)	Smith, Gus	(UTL/1877)	Stranski, Scott	(P/1985)
Santos, Reid	(P/2008)	Sharrott, Jack	(P/1892)	Smith, Harry	(C/1911)	Streuli, Walt	(C/1955)
Santos, Sergio	(P/2013-14)	Shaw, Al	(C/1902-04)	Smith, Harry T.	(C/1896-97)	Stringer, Al	(SS/1950-51)
Sardinha, Bronson	(OF/2008)	Shaw, Don	(P/1970)	Smith, Jack	(1B/1932-36)	Stroman, Marcus	(P/2014-15)
		Shea, Pat	(P/1925)	Smith, Jim	(P/1979)	Stromme, Floyd	(P/1940)
		Shea, Steve	(P/1970)	Smith, Joe	(P/2017)	Stroud, Ralph	(P/1911-12)



## BUFFALO BISONS ALL-TIME ROSTER 1877-2017 (3,150 PLAYERS)

Strueve, Albert	(SS/1888)	Thomas, Fay	(P/1927)	Urquhart, Bill	(C,OF/1892-98)	Wang, Chien-Ming	(P/2013)
Stryker, Joe	(P/1928)	Thomas, Fred	(2B/1924)	Ussat, Bill	(SS/1930)	Ward, John M.	(P,RF/1877)
Stryker, Sterling	(P/1926-28)	Thomas, Glenn	(P/1944)	<b>V (41 PLAYERS)</b>			
Stryska, Vic	(P/1956)	Thomas, Greg	(INF,OF/1997-98)	Valasente, George	(P/1969)	Warden, Jim Ed	(P/2007;09)
Stuart, Art	(CF/1889)	Thomas, Herb	(2B/1928-30)	Valdes, Raul	(P/2010;14)	Ware, Jeremy	(OF/2002)
Stump, Jim	(P/1955)	Thomas, Joe	(UTL/1921)	Valdespin, Jordany	(INF/2011-12)	Warner, Jack	(P/1965)
Sturkie, Scott	(P/2003)	Thomas, Luther	(P/1942)	Valdez, Cesar	(P/2017)	Warren, Ben	(C/1949)
Stuvengen, Jack	(OF/1928)	Thomas, Roy	(P/1987)	Valdez, Wilson	(INF/2009)	Warren, Mal	(P/1963-64)
Such, Dick	(P/1969)	Thome, Jim	(INF,DH/1998)	Valencia, Vic	(C/2003)	Warthen, Dan	(P/1981)
Suck, Tony	(C,OF/1883)	Thompson, Fresco	(2B/1926;33)	Valentin, Javier	(INF/2009)	Wasdell, Jim	(1B/1947)
Suero, William	(2B/1994)	Thompson, Rick	(P/1983-84)	Valera, Alcadio	(SS/1984)	Wasem, Link	(C/1934-35)
Sullivan, Carl	(2B/1944)	Thompson, Rupert	(OF/1944)	Valley, Chick	(P,1B/1979-83)	Washington, Randy	(OF/1984;87)
Sullivan, Cory	(OF/2009)	Thompson, Ryan	(INF,OF/1996-97)	Van Dyke, Bill	(OF/1892)	Waterhouse, Dick	(INF/1979)
Sullivan, Russ	(RF/1952-57)	Thompson, Tommy	(UTL/1986)	Van Every, Jonathan	(OF/2006-07)	Wathan, Dusty	(C/2003-05)
Sullivan, Suter	(SS/1897;1901)	Thoms, Hank	(P/2002)	Vanderbach, Harry	(C/1923-24)	Watkins, Steve	(P/2005)
Sullivan, Tom	(C/1881)	Thornton, Lou	(OF/1989)	Vargas, Heidi	(1B,OF/1980-81)	Watson, Art	(C/1915)
Sullivan, Jerry	(PH/1905)	Throneberry, Marve	(1B/1963-64)	Vargas, Jose	(P/2003)	Watson, Matt	(OF/2009)
Surkont, Max	(P/1959-63)	Thrower, Jake	(INF/2005)	Vargas, Claudio	(P/2013)	Watson, Mark	(P/2000-01)
Susce, George	(C/1930)	Tibbs, Jay	(P/1990)	Vargas, Martin	(P/2000-02)	Weathers, David	(P/1997)
Sutherland, Darrell	(P/1964-65)	Tingley, Ron	(C/1987)	Varsho, Gary	(OF/1994)	Weaver, Jeff	(P/2008)
Swaney, Moose	(P/1928)	Tischinski, Tom	(C/1966)	Vasquez, Rafael	(P/1981)	Webb, Billy	(3B/1923-26)
Swanson, Karl	(INF/1930)	Tising, Jack	(P/1942-44)	Vassie, Lou	(2B/1959-60)	Webb, Jim	(SS/1939)
Swanson, Stan	(UTL/1967)	Todd, Jackson	(P/1985)	Vaughn, Bobby	(SS/1913-14)	Weber, Thad	(P/2013)
Swarts, Don	(P/1954)	Tolentino, Jose	(1B/1992)	Vazquez, Ramon	(INF/2005-06)	Weckbecker, Pete	(C/1891-92)
Swartwood, Cy	(OF/1881)	Toliver, Fred	(P/1993)	Veland, Inman	(SS/1958;60)	Weddige, A.	(3B/1894)
Sweeney, Brian	(P/2011)	Tolleson, Steve	(INF/2014-15)	Velandia, Jorge	(INF/2008)	Wehner, John	(INF/OF/1991-94)
Switzer, Jon	(P/2009)	Toman, James	(SS/1898)	Velarde, Randy	(SS/1986)	Wehrmeister, Dave	(P/1985-86)
Swo boda, Ron	(OF/1964)	Tomberlin, Andy	(OF/1993;2000)	Velazquez, Federico	(C/1970)	Weidman, Andy	(C/1892)
Synge, —	(OF/1901)	Tomlin, Ed	(P,UTL/1921-22;30-31)	Velas, Eugenio	(INF,OF/2013)	Weidman, George	(P/1880)
Syverson, Dain	(C,INF/1987)	Tomlin, Josh	(P/2008)	Venditte, Pat	(P/2016)	Weiland, Bob	(P/1930)
Szekely, Joe	(C/1990)	Tomlin, Randy	(P/1900;94)	Veras, Dario	(P/2001)	Weinecke, John	(P/1922-23)
Szymczak, Dave	(P/1984)	Tompkinson, Pat	(C/1956)	Verbot, John	(P/1914)	Weinsreider, Elmer	(1B/1943)
<b>T (113 PLAYERS)</b>				Vickery, Bill	(C/1969)	Weir, Hugh	(SS/1886)
Tabachek, Marty	(C/1946-51)	Torres, Alfredo	(UTL/1979-80;82)	Vickery, Tom	(P/1894-95)	Weismiller, Bob	(P/1979-80)
Tabaka, Jeff	(P/1994)	Torres, Andres	(OF/2012)	Vickery, —	(C/1901)	Weiss, John	(P/1952-53;56)
Tadano, Kazuhito	(P/2003-05)	Torres, Eider	(INF/2006)	Villone, Ron	(P/1998)	Welaj, John	(OF/1942)
Tafoya, Dennis	(P/1992)	Torres, Felix	(3B/1961)	Vincent, Al	(INF/1941-42)	Welch, James	(C/1888)
Takahashi, Ken	(P/2009)	Tozer, Ralph	(P/1906-08)	Vlasin, Ron	(INF/1968)	Welch, Milt	(C/1945)
Tallet, Brian	(P/2002-05)	Traber, Billy	(P/2002;05)	Voiselle, Bill	(P/1953)	Wellman, Bob	(OF/1950-51)
Talos, Ernie	(UTL/1939)	Tracy, Jim	(P/1991-93)	Vollmer, Clyde	(OF/1955-56)	Wells, Jacob	(C/1892)
Tam, Jeff	(P/1999)	Tracy, John	(2B/1965)	Vollweiller, Jeff	(P/1969)	Welsh, Mickey	(P/1924)
Tankersley, Taylor	(P/2011)	Tragesser, Walt	(C/1913;21)	Voorhees, Si	(P/1903)	Wera, Julian	(INF/1935)
Tanner, Bruce	(P/1985-86)	Trakan, Vince	(P/1955)	Vought, William	(2B/1901)	Werber, Bill	(3B,SS/1932)
Tarr, Roy	(3B/1933)	Travis, Devon	(INF/2015-16)	Vowinkle, Rip	(P/1906-11)	Werre, Frank	(P/1920-24)
Tatis, Bernie	(OF/1988)	Trechock, Frank	(INF/1949-51)	<b>W (174 PLAYERS)</b>			
Taubensee, Ed	(C/2001)	Tremark, Nick	(OF/1934)	Waag, Bill	(2B,SS/1980-81)	Wertz, Dwight	(SS/1914)
Taveras, Alex	(SS/1985)	Tresh, Mike	(C/1938-39)	Wabick, D.J.	(OF/2010)	Wertz, Bill	(P/1996)
Tavarez, Julian	(P/1996)	Trexler, Jim	(P/1940-41)	Waddell, Tom	(P/1987)	Wertz, Hank	(P/1928;30-31)
Taylor, Ben	(1B/1952)	Triplett, Coaker	(OF/1946-51)	Wade, Jake	(P/1948-50)	Wertz, Vic	(P,OF/1943;46)
Taylor, Bill	(RF/1959-61)	Trucks, Virgil	(P/1941)	Wadsworth, Jack	(P/1895-97)	West, Lacy	(P/1966)
Taylor, Bob	(C/1965)	Truesdale, Frank	(2B/1911-14)	Wagner, Mark	(SS/1985)	Westbrook, Jake	(P/2001-03;07)
Taylor, Danny	(OF/1926)	Tsitouris, John	(P/1958-66)	Wagner, Neil	(P/2013-14)	Wheaton, Woody	(P,OF/1945)
Taylor, Dorn	(P/1988-90)	Tubbs, Greg	(OF/1991-92;94)	Wagner, Paul	(P/1992, 99)	Wheeler, Tim	(P/1982)
Taylor, Dwight	(OF/1983)	Tucker, Ollie	(RF/1930-35)	Wakefield, Bill	(P/1965)	Wheeler, Zach	(P/2012)
Taylor, Eddie	(UTL/1927-28)	Tuiasosopo, Matt	(INF,OF/2012;14)	Wakefield, Tim	(P/1991-92;94)	Wherry, Cliff	(SS/1985)
Taylor, Harry	(P/1958)	Tulacz, John	(P/1939)	Wakeland, Chris	(OF/2003)	White, Derrick	(OF/2003)
Taylor, John	(P/1981)	Tuman, John	(OF/1916-17)	Walden, Marcus	(P/2014)	White, Hal	(P/1939-41)
Taylor, John	(P/1981)	Tunnell, Lee	(P/1981)	Waldstein, Newton	(P/1942-43)	White, Jack	(P/1934)
Taylor, Luther	(P/1909-11)	Turchin, Ed	(SS/1943)	Walker, Harvey	(OF/1945)	White, Jack	(OF/1898-91;1906-11)
Taylor, Sam	(C/1963)	Turgeon, Erik	(P/2011)	Walker, Jamie	(P/2001)	White, Jim	(UTL/1881-85;90)
Teed, Dick	(C/1960)	Turner, Chris	(C/1999)	Walker, Jim	(C/1969)	White, Matt	(P/2002-04)
Tejada, Ruben	(INF/2010-12)	Turner, Justin	(INF/2010-12)	Walker, Mike	(P/1988-89)	White, Rick	(P/1993)
Telford, Anthony	(P/1995)	Turner, Matt	(P/1995)	Walker, Oscar	(1B/1879-80)	White, Will	(P/1889)
Telgheder, Dave	(P/1999)	Tuttle, Bill	(SS,CF/1952-53)	Wall, Barry	(RF/1901)	Whitehill, Earl	(P/1944)
Tellez, Rowdy	(INF/2017)	Twitchell, Larry	(P,OF/1890)	Wallace, Brett	(INF/2014)	Whiten, Mark	(OF/1999-2000)
Tepera, Ryan	(P/2014-16)	Tyler, Hal	(1B/1938-39)	Wallace, David	(C/2002;07)	Whitfield, Fred	(1B/1970)
Tepesch, Nick	(P/2017)	Tyler, John	(CF/1937-39)	Wallaesa, Jack	(1B,OF/1953-54)	Whitman, Rabbit	(RF/1926-27)
Terpko, Jeff	(P/1969)	Tyner, Jason	(OF/2004;08)	Wallin, Larry	(C/1970)	Whitney, Jim	(P/1889)
Terwilliger, Wayne	(INF/1968)	Tyson, Albert	(P-CF/1914-17;27)	Walrath, Jim	(OF/1968)	Whitney, Mert	(1B/1908)
Thayer, Ed	(C/1889)	<b>U (7 PLAYERS)</b>				Whitten, Casey	(P/1996-97)
Thayer, Dale	(P/2011)	Uhle, George	(P/1938-39)	Walsh, Jim	(LF/1925-26)	Wickman, Bob	(P/2004)
Thibodeaux, Keith	(P/1980-82)	Unser, Al	(C/1943-44)	Walsh, Jim	(P/1956)	Wiczorek, Chet	(LF/1946)
Thiery, Jack	(OF/1903)	Unzmann, Frank	(C/1926)	Walsh, Mike	(P/1886-88)	Wight, John	(UTL/1927)
Thole, Josh	(C/2010;12-13;15)	Upham, John	(OF/1962)	Walters, P.J.	(P/2014)	Wild, Gerry	(P/1965)
Thomas, Alphonse	(P/1918-20)	Urban, Luke	(C/1922-23;28-29)			Wilder, Fred	(C/1916-17)
Thomas, Bill	(P/1906)					Wiley, —	(UTL/1901)
Thomas, Evan	(P/2004)					Wilhelm, Spider	(SS/1950)
						Wilkins, Andy	(INF/2015)
						Wilkinson, Bill	(P/1989)
						Willey, Carl	(P/1965)

# BISONS HISTORY & RECORDS

## BUFFALO BISONS ALL-TIME ROSTER 1877-2017 (3,150 PLAYERS)

Williams, Alva (C/1909-10)	Wilson, Phil (C/1983-84)	Wooster, Bob (INF/1984)	<b>Z (16 PLAYERS)</b>
Williams, Brian (P/2000)	Wilson, Tom (C/1996)	Wotus, Ron (INF/1982)	
Williams, Dan (P/1980)	Wilson, Walter (P/1944)	Wratten, Erve (3B/1911)	
Williams, Ed (C,OF/1888)	Wiltbank, Ben (P/1979-82)	Wright, Ab (OF/1945)	
Williams, Ed (P/1924)	Wiltse, George (P,1B/1918-21;23)	Wright, Bill (OF/1914)	
Williams, Eddie (3B/1987)	Wiltse, Jim (P/1927-28)	Wright, Eddie (SS/1915)	
Williams, Eddie (P/1919)	Wimberly, Corey (CF/2012)	Wright, Jarret (P/1997;99; 2000-02)	
Williams, Jimmy (INF/1970)	Wine, Bobby (SS/1960-62)	Wright, Rastie (RF/1899)	
Williams, Jimmy (P/1996;98)	Wineapple, Ed (P/1934)	Wright, Ron (INF/2003)	
Williams, Ken (OF/1986)	Winn, Jim (P/1981-82)	Wrightstone, Russ (1B,RF/1930-31)	
Williams, Leon (P,OF/1928-30)	Winsett, Jack (OF/1932)	Wrona, Rick (INF/1995)	Young, Del (OF/1914-15)
Williams, Lous (SS,OF/1912-13)	Winters, Matt (OF/1986)	Wyberanec, Ted (P/1948)	Young, Ernie (UTL/1979)
Williams, Reggie (OF/1989)	Wise, Sam (2B/1890;95-98)	Wyckoff, Weldon (P/1917)	Young, Ernie (INF,OF,DH/2004-05)
Williams, Woody (3B/1948)	Witt, Bob (UTL/1942)		Young, Jason (P/2005)
Willis, Travis (P/1994)	Wolf, Randy (P/2015)		Young, Kevin (3B/1991-92;94)
Wills, Frank (P/1987)	Wolf, William V. (OF/1893)		Young, Tim (P/2002;04)
Wilmet, Paul (P/1988)	Womack, Tony (2B,SS/1994)		Yount, Floyd (C/1946-47)
Wilson, Archie (OF/1951)	Wood, Bob (C,3B/1905-06)		Yvars, Sal (C/1955)
Wilson, Brandon (INF/1998)	Wood, Fred (UTL/1885-86)		Zacher, Elmer (PH/1905)
Wilson, Enrique (INF/1996-98)	Wood, Hal (P/1950)		Zagurski, Mike (P/2014)
Wilson, Glenn (OF/1993)	Wood, Jake (OF/1967)		Zahner, Fred (C/1897)
Wilson, Heath (C/2001)	Wood, Pete (P,OF/1885-86)		Zamba, Mike (P/1982)
Wilson, Jim (1B/1983)	Woodard, Steve (P/2001)		Zambrano, Eddie (OF/1991-92)
Wilson, John (P/1949)	Woodman, Dan (P/1914-15)		Zanni, Dom (P/1966-67)
Wilson, John (P/1930-37)	Woods, Walter (P,UTL/1909-10)		Zaske, Jeff (P/1981)
Wilson, Kenny (OF/2014)	Woodson, George (P/1969)		Zauchin, Norm (1B/1960)
Wilson, Nigel (OF/1996)	Woolridge, Floyd (P/1957)		Zawadzki, Lance (INF/2013)
			Zell, Henry (P,UTL/1887)
			Zerbe, Chad (P/2005)
			Zernia, Harvey (1B/1952-54)
			Zimmer, Don (3B/1967)
			Zimmerman, Mike (P/1993-94)
			Zuber, Bill (P/1939)
			Zubick, Frank (C/1939-40)

### Y (19 PLAYERS)

Yacopino, Ed (OF/1990)
Yastrzemski, Mike (3B,OF/1986)
Yaylian, Al (P/1952-53)
Yelding, Eric (OF/1995)
Yerkes, Stan (P/1904-05)
Yett, Rich (P/1987)
Yewcic, Tom (C/1955)
Yobs, Dave (OF,DH/1985-86)
York, Mike (P/1989-92)
Young, Anthony (P/1998)
Young, Chris (P/2012)

## BUFFALO BISONS ALL-TIME MANAGERIAL ROSTER 1877-2017 (85 MANAGERS)

Aker, Jack (1984)	Davis, John (1966)	Marshall, Jim (1986)	Smith, Billy (1910)
Allenson, Gary (2014-16)	Demeter, Steve (1979-80)	McCallister, Lew (1907)	Smith, George H. (1907-09)
Backman, Wally (2012)	Donovan, Pat (1915-17)	McCullough, Clyde (1970)	Smith, George L. (1878)
Bacon, J.L. (1890)	Edwards, Doc (1993-94)	McGunnigle, Bill (1880)	Spencer, Elihu (1877)
Barnie, Bill (1878)	Farrell, Kerby (1959-63;65)	Meacham, Bobby (2017)	Stallings, George (1902-06;11-12)
Blair, Walter (1915)	Fatz, Jay (1890)	Morton, Charles (1895)	Stearns, Dan (1892)
Boles, John (1985)	Fitzgerald, Lou (1967)	Mulleavy, Greg (1943)	Swisher, Steve (1987)
Bombard, Marc (1992)	Franklin, Jim (1899-1900;01)	Nash, Bill (1899)	Terwilliger, Wayne (1968)
Bridges, Rocky (1988)	Franklin, Joe (1900;01)	Oberkfell, Ken (2009-10)	Teufel, Tim (2011)
Brown, Marty (2003-05;13)	Gallagher, Al (1983)	O'Neill, Steve (1938-40)	Tighe, Jack (1952-53)
Burnham, Walter (1901)	Galvin, Jim (1885)	O'Rourke, Jim (1881-84)	Toporcer, George (1951)
Burns, Tom (1901)	Garry, Jim (1899)	Powers, Pat (1891)	Triplett, Coaker (1951)
Carey, George (1901)	Gomez, Orlando (1987)	Richards, Paul (1947-49)	Vincent, Al (1941-42)
Carnevale, Dan (1955)	Graham, Brian (1995-97)	Robinson, Warren (1965)	Webb, Billy (1925)
Cavarretta, Phil (1956-58)	Harris, Bucky (1944-45)	Rowe, Jack (1889-90;96-98)	Wedge, Eric (2001-02)
Chapman, John C. (1885-88;93-94)	Hartnet, Gabby (1946)	Rowe, Schoolboy (1952)	White, Jim (1889)
Clapp, John (1879)	Hitchcock, Billy (1954)	Sandt, Tom (1982)	White, Will (1889)
Clymer, Bill (1913-14;26-30)	Kurowski, George (1964)	Schalk, Ray (1932-37;50)	Wiltse, George (1918-24)
Collins, Terry (1989-91)	Lipon, John (1981)	Schlafly, Larry (1914-15)	Zimmer, Don (1967)
Cooney, Jim (1930-31)	Lopez, Hector (1969)	Shannon, Dan (1892;99-1900)	
Crane, Sam (1880)	Lord, Harry (1915)	Skaiff, Richard (1950)	
Datz, Jeff (1998-99)	Lovullo, Torey (2006-08)	Skinner, Joel (2000)	

### MODERN ERA MANAGERIAL RECORDS

Manager	Seasons	Wins	Losses	Pct.
Eric Wedge	2001-2002	178	108	.622
Marc Bombard	1992	87	56	.606
Brian Graham	1995-97	253	179	.586
Joel Skinner	2000	86	59	.579
Terry Collins	1989-91	246	186	.569
Marty Brown	2003-05, 2013	312	263	.543
Jeff Datz	1998-99	155	134	.536
Steve Swisher	1987	55	52	.514
Rocky Bridges	1988	72	70	.507
Torey Lovullo	2006-08	214	212	.502
Jim Marshall	1986	71	71	.500
Gary Allenson	2014-15	211	220	.490
Wally Backman	2012	67	76	.469
John Boles	1985	66	76	.465
Bobby Meacham	2017	65	76	.461
Ken Oberkfell	2009-2010	132	155	.460
Doc Edwards	1993-94	126	162	.438
Teufel, Tim	2011	61	82	.427
Orlando Gomez	1987	11	22	.333

# BISONS HISTORY & RECORDS

## BISONS MODERN ERA COACHING STAFFS (1985-2017)

<u>Year</u>	<u>Record</u>	<u>Manager</u>	<u>Pitching Coach</u>	<u>Hitting Coach</u>	<u>Coach</u>	<u>Athletic Trainer</u>
1985	66-76	Jim Boles	Nardi Contreras	-	-	Greg Latta
1986	71-71	Jim Marshall	Dick Bosman	-	-	Greg Latta
1987	11-22	Orlando Gomez (to 5/27)	Rick Peterson	Mike Bucci	-	Steve Ciszczon
	55-52	Steve Swisher (5/28-on)				
1988	72-70	Rock Bridges	Jackie Brown	Stan Cliburn	-	Carlos Ledezma
1989	80-62	Terry Collins	Jackie Brown	-	-	Carlos Ledezma
1990	85-62	Terry Collins	Jackie Brown	-	-	Carlos Ledezma
1991	81-62	Terry Collins	Jackie Brown	-	-	Carlos Ledezma
1992	87-57	Marc Bombard	Spin Williams	Doc Edwards	-	Mike Sandoval
1993	71-73	Doc Edwards	Tom Dettore	Don Werner	-	Mike Sandoval
1994	55-89	Doc Edwards	Tom Dettore	Don Werner	Julio Garcia	Mike Sandoval
1995	82-62	Brian Graham	Dom Chiti	Jack Mull	-	Lee Kuntz
1996	84-60	Brian Graham	Gary Ruby	Boots Day	-	Lee Kuntz
1997	87-57	Brian Graham	Gary Ruby	Dave Keller	-	Lee Kuntz
1998	81-62	Jeff Datz	Bud Black	Dave Keller	-	Lee Kuntz
1999	72-72	Jeff Datz	Ken Rowe	Bill Madlock	-	Rick Jameyson
2000	86-59	Joel Skinner	Ken Rowe	Mario Diaz	-	Rick Jameyson
2001	91-51	Eric Wedge	Carl Willis	Jack Mull	-	Rick Jameyson
2002	87-57	Eric Wedge	Carl Willis	Jack Mull	Carlos Garcia	Rick Jameyson
2003	73-70	Marty Brown	Terry Clark	Carlos Garcia	-	Nick Paparesta
2004	83-61	Marty Brown	Terry Clark (to 5/17) Dave Miller (interim) Ken Rowe (6/2 on)	Carlos Garcia	-	Nick Paparesta
2005	82-62	Marty Brown	Ken Rowe	Felix Fermin	Mike Bell	Todd Tomczyk
2006	73-68	Torey Lovullo	Greg Hibbard	Bruce Fields	-	Todd Tomczyk
2007	75-67	Torey Lovullo	Scott Radinsky	Dave Myers	-	Jeff Desjardins
2008	66-77	Torey Lovullo	Scott Radinsky	Dave Myers	-	Jeff Desjardins
2009	56-87	Ken Oberkfell	Ricky Bones	Luis Natera (to 6/10) Bill Masse (6/11 on)	Bobby Malek (to 6/8)	Brian Chicklo
2010	76-68	Ken Oberkfell	Ricky Bones	Jack Voigt	-	Brian Chicklo
2011	61-82	Tim Teufel	Ricky Bones	Mike Easler	-	Joe Golia
2012	67-76	Wally Backman	Mark Brewer	George Grier	-	Joe Golia
2013	74-70	Marty Brown	Bob Stanley	Jon Nunnally	-	Voon Chong
2014	77-66	Gary Allenson	Randy St. Claire	Richie Hebner	-	Voon Chong
2015	68-76	Gary Allenson	Randy St. Claire	Richie Hebner	Brad Matthews	Voon Chong
2016	66-78	Gary Allenson	Randy St. Claire	Richie Hebner	Luis Hurtado	Voon Chong
2017	65-76	Bobby Meacham	Bob Stanley	Devon White	Aaron Mathews	Voon Chong



# BISONS

**COCA-COLA FIELD**

---





## COCA-COLA FIELD VITALS

**Food Service Operations:** B.R. Guest, Ltd.

**Cost:** \$42 million for stadium itself (\$56 million for stadium project)

**Ground Breaking:** July, 1986

**Playing Surface:** Natural Grass (Kentucky Blue Grass)

**Seating Capacity:** 16,907

**Dimensions:** LF and RF - 325 ft., CF - 404, LCF - 371, RCF - 367

**Home Run Fence Height:** 12 ft. in LF and 8 ft. from LCF to RF

**Left Field Screen Height:** 60 feet high

**Location:** at Washington and Swan St. in the heart of downtown Buffalo (One James D. Griffin Plaza).

**First Game:** April 14, 1988 vs. Denver Zephyrs (Bisons won 1-0)

**First Pitch:** Denver's Billy Bates swings and misses on a fastball from Bisons pitcher Bob Patterson at 2:34 p.m.

**First Hit:** Bisons' Jim Reboulet single to left off Denver's Mark Knudson in the 1st inning, 4/14/88

**First Home Run:** Bisons' Tom Prince solo home run off Mark Knudson in the 3rd inning, 4/14/88

**BisonsTV HD Board:** 80 ft. by 33 ft. The widest in all of Minor League Baseball. Installed in 2011.

**Stadium Design:** H.O.K. Architects of Kansas City, Missouri

**Restaurant:** Pettibones Grille, a full-service restaurant, seating capacity of 250



## COCA-COLA FIELD YEAR-BY-YEAR HIGHLIGHTS

### 1988 SEASON

**March 7:** In only 84 minutes, the Bisons sold more than 10,000 tickets for the opening of Pilot Field...

**April 14:** Pilot Field opened and a sellout crowd of 19,500 watched as the Bisons defeated the Denver Zephyrs, 1-0...



**June 20:** A sellout crowd watched the seventh annual National Old Timer's Baseball Classic. The nation viewed the Classic on ESPN...

**July 13:** Another capacity crowd and a live national television audience watched as Buffalo hosted the first-ever Triple-A All-Star Game...

**August 17:** The Bisons became only the second club in the history of minor league baseball to break the 1 million mark in attendance...

**August 19:** The Bisons shattered the all-time minor league single-season attendance mark reaching 1,061,319 in total attendance...

**September 1:** The Bisons concluded the season with a 2-1 victory over Nashville before the 22nd sellout crowd of the season. The crowd established the all-time minor league single-season attendance mark of 1,186,651.



**1st Ever Triple-A  
All-Star Game**

## COCA-COLA FIELD YEAR-BY-YEAR HIGHLIGHTS

### 1989 SEASON

**June 19:** The eighth annual National Old Timer's Classic was played before a crowd of 15,742. The game included Baseball Hall of Famer, and native of Buffalo, NY, Warren Spahn ESPN again televised the game to the nation...**August 17:** On the anniversary date of "Million Day," a sellout crowd pushed the club's season attendance total over the 1 million mark for a record second straight season.

### 1990 SEASON

**January 29:** Phase 1A Construction began at Pilot Field to add 1,400 bleacher seats, a 5,000-foot standing-room-only area on the Mezzanine level and 30% more space in the tent area...**April 16:** Pilot Field opened its third season before a sellout crowd...**June 1:** Phase 1A Construction was completed, bringing the seating capacity to 20,900 and an additional 150 spaces for standing room only...**June 3:** The largest crowd ever to see a game at Pilot Field (21,050) enjoyed a post-game Beach Boys concert...**August 18:** A crowd of 17,336 pushed the Bisons' attendance over the 1 million mark for the third straight season...**September 4:** Nashville defeated the Bisons, 4-3, in 18 innings and 5:08 in a one-game playoff for the American Association Eastern Division Championship.



### 1991 SEASON

**March 25:** The National League Expansion Committee visits Pilot Field as part of its tour of the 6 contending cities...**April 17:** A sellout crowd of 21,050 was on hand for Pilot Field's fourth opener...**May 9:** The Pittsburgh Pirates visit for a pre-game charity home run-hitting contest and a seven-inning exhibition game. The Pirates' Barry Bonds became the first player to homer over the centerfield fence during the home run contest before the Bisons won the game, 4-2...**June 14:** 21,050 fans filled Pilot Field for the first home game after the National League's announcement that Buffalo would not be receiving an expansion franchise...**August 15:** The Bisons passed the million mark in attendance for the fourth consecutive season...**August 31:** The Herd captured their first American Association Eastern Division title in front of 21,050 with a 6-4 win over Louisville...**September 5:** Buffalo defeats Denver, 4-1, in the first post-season game at Pilot Field...**September 6:** The 50th sellout in the history of Pilot Field gives Buffalo a minor league attendance record of 1,240,951.

### 1992 SEASON

**May 3:** Jose Tolentino hits the first home run in game competition over the centerfield fence...**May 29:** The Bisons surpass the 5 million mark in all-time attendance at Pilot Field...**August 24:** Buffalo's season attendance passes 1 million for the fifth consecutive season...**September 5:** Buffalo defeated Nashville, 3-1, to clinch its second consecutive American Association Eastern Division championship.

### 1993 SEASON

**May 6:** Pittsburgh made its second visit to Buffalo for a seven-inning exhibition game and a charity home run-hitting contest...**August 28:** A crowd of 18,256 pushed Buffalo's season attendance over the 1 million mark for a sixth consecutive season. Following the game, the 10-year anniversary of the filming of "The Natural" was celebrated as the movie's final scene was re-enacted on the field.

### 1994 SEASON

**April 14:** Buffalo opened Pilot Field's seventh season with a 3-2 last-at-bat win over Omaha ...**April 16:** The 7 millionth ticket is sold at Pilot Field...**June 26:** Actor John Stamos plays drums for the Beach Boys as they perform at the ballpark...**August 6:** John Hope became the first Bisons pitcher to homer at Pilot Field with a solo shot to left field...**September 8:** Buffalo signs a 2-year working agreement with the Cleveland Indians.



## COCA-COLA FIELD YEAR-BY-YEAR HIGHLIGHTS

### 1995 SEASON

**March 2:** The City of Buffalo terminates Pilot Freight's naming rights on the downtown ballpark...**April 25:** The Cleveland Indians defeat Buffalo, 2-1, in an exhibition game...**May 4:** ESPN2 visits Buffalo and airs its first-ever minor league baseball game...**June 17:** Celebration of Baseball visits Buffalo as several Hall of Famers and baseball greats play an exhibition game against local players...**July 3:** North AmeriCare Park becomes the new name of Buffalo's downtown ballpark as North American Administrators agree to a 13-year deal...**July 7:** The first-ever women's baseball team, the Silver Bullets, takes the field in an exhibition game against local players...**September 15:** The Bisons lose Game 5 to Louisville, 8-2, for the American Association Championship...**December 27:** Ground-breaking begins for a new design on the home run fence dimensions.

### 1996 SEASON

**April 8:** North AmeriCare Park celebrates its ninth Opening Day as the Herd shuts out Indianapolis, 4-0...**June 24:** Buffalo and Cleveland tie, 3-3, in an exhibition game before a sold-out crowd...**July 4:** The Buffalo Philharmonic Orchestra performs before a capacity crowd and the Bisons unveil a new version of their home blue jerseys...**September 10:** Buffalo was defeated by Indy, 5-1, eliminating the team from the playoffs.

### 1997 SEASON

**April 4:** The Bisons draw the largest Opening Day crowd (19,576) in the minor leagues and beat the Nashville Sounds, 4-3, in 11 innings...**June 20:** Buffalo tops the 10-million mark in paid attendance since the opening of the ballpark in 1988. On the same night, Bartolo Colon (right) pitches Buffalo's first no-hitter since 1952 and the first ever at North AmeriCare Park...**July 14:** Jeff Manto becomes the first Bisons player to hit 3 home runs in one game at North AmeriCare Park...**July 25:** The Bisons turn the first triple play in North AmeriCare Park history...**September 9:** Buffalo defeats the Iowa Cubs, 6-3, to take a 2-0 lead in the American Association Championship Series. Buffalo wraps up the title a day later at Sec Taylor Stadium in Des Moines, Iowa.

### 1998 SEASON

**April 10:** The Bisons returned to the International League with a 4-0 shutout victory against the Rochester Red Wings...**July 3:** Before a sellout crowd the Bisons defeat the Scranton/Wilkes-Barre Red Barons, 8-7. Bisons fans are treated to the BPO Independence Eve celebration following the game...**September 2:** Alex Ramirez hits his 34th home run of the season in a game against Syracuse, setting the highest home run total for a Bison in the Modern Era...**September 3:** A crowd of 13,496 pushes the Bisons season attendance total to 706,157 to break the former International League record set by the Ottawa Lynx in 1993...**September 9:** Alex Ramirez becomes the first player to hit for the cycle at North AmeriCare Park in a 7-3 win against the Syracuse SkyChiefs in Game 1 of the first round of the International League playoffs...**September 11:** The Bisons defeat the Syracuse SkyChiefs, 6-0, in Game 3 eliminating their Thruway rival and advancing to the International League Governors' Cup Finals...**September 15:** A 6-3 win over the Durham Bulls gives the Bisons a 2-0 lead in the Governors' Cup Finals. The Bisons would eventually win the title in Durham.



### 1999 SEASON

**April 8:** The new Big Board is unveiled before the largest 1999 Opening Day crowd in the minor leagues (19,699). The 20' x 40' state-of-the-art video board is "turned on" with a giant remote control by Buffalo Mayor Anthony Masiello and Erie County Executive Dennis Gorski...**May 8:** Jeff Manto hits his 53rd career home run in a Bisons uniform off Richmond hurler Derrin Ebert surpassing teammate Alex Ramirez for the Bisons modern day home run record...**July 3:** The Bisons defeat the Toledo Mud Hens 2-1. Following the game 17,271 fans are treated to the annual Independence Eve Fireworks Celebration with the BPO...**September 5:** The Bisons' Fan Appreciation Night crowd of 19,910 outdraws 6 MLB teams that day: Philadelphia (18,839), Pittsburgh (17,901), Tampa Bay (17,480), Florida (15,875), Kansas City (15,315) and Montreal (8,302).

### 2000 SEASON

**July 3:** A crowd of 19,729 fills the seats for the Independence Eve Celebration with the BPO...**September 9:** The Bisons drop a 10-1 decision vs. Scranton in the fourth and final game of a five-game series in the first round of the IL playoffs. That night's attendance pushes Buffalo's per-game average over 10,000/game, to lead all International League teams.

## COCA-COLA FIELD YEAR-BY-YEAR HIGHLIGHTS

## 2001 SEASON

**April:** The Bisons, under new skipper Eric Wedge, opened the season by winning all 6 games of the Opening Homestand...**May:** Bisons set a record for most wins in a month with 22 wins and just 6 losses...**June 25:** Bisons play their 1000th game at Dunn Tire Park...**July 3:** 20,050 fans filled the stands to celebrate the country's birthday with the Buffalo Philharmonic Orchestra and fireworks...**August 17:** The Bisons retire Jeff Manto's #30 (left). Manto's number joins Ollie Carnegie's and Luke Easter's as the team's retired numbers...**August 27:** A fan wins \$10,000 as part of the Bisons Mega Money Monday. This was the second time this season a fan won \$10,000. **September 2:** Annual Fan Appreciation, over 16,000 fans watched the Bisons beat the Red Wings to finish the season with a 91-51 record. The Bisons winning percentage of .641 was the fourth highest in 116 years of professional baseball in Buffalo as well as the best record in the Modern Day Era...**September 9:** The Bisons drop a 6-2 decision to Scranton in a 19-inning Game 5 of the first round of the playoffs.



## 2002 SEASON

**April 10:** The Bisons open their 117th home season with a 3-2 loss at the hands of the Ottawa Lynx in front of 14,038 fans....**May:** Over 13,000 school kids attend School Kids Day at Dunn Tire Park and listen to a presentation done by the late Jackie Robinson's daughter...**July 1:** This month opens with an exhibition game against parent Cleveland in front of 18,336 and includes the annual BPO firework extravaganza in front of 19,122 two days later...**August:** Dunn Tire Park's largest crowd ever (21,050) concludes the regular season with fireworks at Fan Appreciation Night...**September:** The Bisons sweep by the Scranton Wilkes Barre Red Barons 3-0 in the first round of the Governor's Cup Playoffs, eventually losing to Durham in the Finals.

## 2003 SEASON

**April 3:** The Bisons open the season with a 10-8 win over the Pawtucket Red Sox in front of a crowd of 12,720. The final six games of the season-opening homestand are postponed due to snow/freezing rain...**May 19:** A School Kids Day attendance record is set as 14,406 see the Bisons defeat Indianapolis 3-1...**July 3:** The first sellout of the season (20,050) enjoys the fireworks extravaganza with the BPO...**September 1:** 14,238 see the Bisons end the 2003 season with a 2-1 loss to Rochester on Fan Appreciation Night.

## 2004 SEASON

**April 16:** On Opening Day, the Bisons debut the new Heron's Landing Party Deck in right field in front of 17,104. The Bisons lose to Ottawa, 10-5...**May 22:** Trailing Norfolk 8-1 in the 8th inning, Buffalo comes back to win, 9-8...**June 21:** Bisons defeat Indianapolis 8-7 despite trailing 7-0 in the 2nd inning...**June 22:** Bisons complete their second, 7-run comeback in 24 hours, defeating Indianapolis 12-11 despite trailing 9-2 in the 5th inning...**July 2:** The Bisons break a Dunn Tire Park record with 7 home runs in a 16-2 over Syracuse...**July 3:** A sellout crowd of 17,950 on BPO Night watch the Bisons complete their fourth, 7-run comeback of the year in a 9-8 win over Syracuse...**July 16:** The third longest game in Dunn Tire Park history as Scranton/WB defeats Buffalo, 8-3, in 16 innings and 5:07 in the second game of a doubleheader...**July 27:** Chris Clapinski hits his third Dunn Tire Park Grand Slam of the season, a record for a Bisons in a career, not just a single-season...**August 13-15:** Jhonny Peralta completes a record-breaking weekend at DTP by setting the Modern Era mark for hits, runs and doubles in a season...**September 12:** In the first round of the playoffs, the Bisons defeat the Durham Bulls, 7-0, in Game 5. It's the first time the Bisons have trailed a five-game series, 2-0, and came back to win...**September 17:** The Bisons defeat the Richmond Braves, 7-1, in Game 4 of the Governors' Cup Finals to win the International League Championship...**October 1:** Thousands of fans come to Dunn Tire Park to honor the Bisons Championship season.





## COCA-COLA FIELD YEAR-BY-YEAR HIGHLIGHTS

### 2005 SEASON

**April 7:** Opening Day at Dunn Tire Park is postponed due to rain, but returning players receive their 2004 Governors' Cup Championship Rings in a pre-game ceremony. Buffalo and Richmond split a doubleheader the following day...**May 23:** Andy Abad hits a pinch-hit, three-run, home run in the bottom of the 11th inning to defeat Charlotte, 10-7, in front of 12,910 on School Kid's Day...**June 2:** Dusty Wathan becomes just the second Bison in Dunn Tire Park history to hit 3 home runs in a game as Buffalo defeats Toledo, 13-1. Wathan also sets the Modern Day team record with 9RBI in the game...**June 5:** Bisons hold Tim Russert Day, with the nationally-respected host of Meet the Press visiting Dunn Tire Park. Buffalo falls to Columbus in the game, 14-12...**June 26:** In one of the scariest moments in the ballpark's history, Bisons pitcher Kyle Denney is struck in the head with a line drive from Durham's Joey Gathright. Denney suffers a fractured skull, but returned to the team later in the year (DNP) ...**July 3:** A sellout crowd of 18,025 enjoys a Bisons 10-1 win over Ottawa and a post game concert from the Buffalo Philharmonic Orchestra...**August 24:** Dusty Wathan hits a home run in the bottom of the 11th to lead the Bisons past Syracuse, 11-10. Buffalo trailed in the game, 7-0, in the 2nd inning. The Herd pitching staff sets a Modern Era team record with 18 strikeouts...**September 11:** The Bisons fall to Indianapolis, 6-4, in Game 5 of the IL Semi-Finals, ending their pursuit of back-to-back Governors' Cup Championships.



### 2006 SEASON

**April 14:** On the 18th Anniversary of the first ever game played at Dunn Tire Park, the Bisons defeat the Columbus Clippers, 10-1, in their Home Opener...**May 7:** In between games of a doubleheader sweep of Ottawa, the Bisons unveil their new mascot, Belle "The Ballpark Diva"...**May 19:** Jeremy Sowers throws a complete-game one-hit shutout against Pawtucket in the first game of a doubleheader (1-0 Win)...**June 1:** The Bisons match a Modern Day record for margin of victory with a 15-0 win over Durham...**June 4:** The Bisons are swept by the Bulls in a doubleheader that lasts a combined seven hours and 37 minutes. In a bizarre moment in the 11th inning of the 16-inning nightcap, a seagull is hit with a pitch from Durham's Jason Childers before it reaches the plate...**June 19:** Andy Marte matches a Bisons All-Time record with a home run in his fifth consecutive game...**July 3:** The Bisons defeat Rochester, 7-1, before a sold-out crowd of 18,025 as the team celebrates Independence Eve with a post-game show from the Buffalo Philharmonic Orchestra and Chorus...**July 8:** Ben Francisco goes 1-4 to extend his hit-streak to 25 games, the second longest in the Modern Era...**July 26:** Jeremy Guthrie tosses a complete-game one-hitter in a 3-1 win over Louisville...**August 8:** Trailing 9-5 with two outs in the 9th, the Bisons storm back to defeat Ottawa, 12-9, thanks to Jason Dubois' three-run walk-off home run.

### 2007 SEASON

**April 9:** The Bisons finally start their 20th season at Dunn Tire Park with an 8-3 win over Ottawa. All four games scheduled against Richmond, April 5-8, are postponed due to snow and icy conditions...**May 5:** Buffalo and Pawtucket restart a suspended game from April 23 with the Red Sox leading 3-0 in the first inning. Pawtucket builds a 14-6, but the Bisons storm back with nine runs in the bottom of the ninth for a 15-14 win. Infielder Trent Durrington, inserted as the pitcher in the top of the inning to save the bullpen, gets the win. Buffalo wins a second game that night, 5-0...**June 4:** The Bisons beat Toledo, 9-3, in front of 14,378 on School Kids Day...**June 20:** Buffalo sweeps a doubleheader from Louisville. Aaron Laffey throws a complete-game two-hitter in game one. It's one of a record six games he'll win in June...**July 3:** The Bisons fall to Rochester, 10-2, before a sold-out crowd of 18,025 as the team celebrates Independence Eve with the a post game show from the Buffalo Philharmonic Orchestra and Chorus...**August 25:** Buffalo defeats Scranton/WB, 6-1, in front of a crowd of 17,350. The team pays tribute to "20 Years Together Downtown" with ceremonies before, during and after the game. Former Mayor Jimmy Griffin, "The Earl of Bud" and The BUTCHer are among the special guests that return to honor Dunn Tire Park.

## COCA-COLA FIELD YEAR-BY-YEAR HIGHLIGHTS

### 2008 SEASON

**June 4:** Trailing 6-0 in the 9th inning, Buffalo scores 6 in the 9th and twice more in the 10th inning to defeat Rochester, 8-7 (10 innings)...**June 27:** An amazingly thick fog rolls into Coca-Cola Field and forces the suspension of a game against Scranton/WB in the 9th inning. The infielders cannot be seen from the pressbox and the Yankees score a run in the top of the ninth to tie the game 1-1 on two flyball doubles lost by outfielders. The next day, the Bisons win the game, 2-1, in 10 innings...**July 3:** The Bisons fall to Rochester, 7-6 in the longest Independence Eve Celebration game in park history (13 innings). A crowd of 17,583 push the event's attendance over the quarter-million fan mark in its 15th season...**August 19:** Outfielder Jason Cooper enters the game as a defensive replacement in the 8th inning, marking his Modern Era record-401st game with the Bisons.

### 2009 SEASON

**April 9:** The Bisons take the field on Opening Day as the new Triple-A affiliate of the New York Mets. It's also the first game for the newly-named Coca-Cola Field. The Herd falls to Pawtucket, 9-6...**July 18:** The Bisons get back-to-back complete game shutouts from Jonathon Niese and Nelson Figueroa to win both games of a doubleheader over Gwinnett (1-0, 2-0)...**August 20:** Forty-year old rookie Ken Takahashi throws a complete game shutout in the shortest game in the Bisons Modern Era. The southpaw needs just one hour and 21 minutes and 71 pitches to defeat Syracuse, 2-0, in the second game of a doubleheader...**September 1:** The Bisons turn just the second triple play in Coca-Cola Field history. SS Argenis Reyes makes a diving grab on Rochester's Steve Tolleson's liner. Reyes then throws to 2B Luis Rivera who inturn relays to 1B Mike Lamb to catch two runners off base. The play is #5 of ESPN's Top 10 Plays later that night.

### 2010 SEASON

**April 14:** After starting the season on the road, the Bisons defeat Pawtucket 8-2 in front of 13,323 fans at the club's Home Opener...**April 29:** After allowing a lead-off single to Durham's Fernando Perez on an 0-2 pitch, Bisons pitcher R.A. Dickey retires a modern era record 27 batters in a 4-0 win over the Bulls. The game lasts just one hour, 45 minutes, the shortest nine-inning game in Coca-Cola Field history...**May 27:** Longtime IL slugger Mike Hessman hits his first ever walk-off home run to lead the Bisons to an 8-7 win in 10 innings over Toledo on School Kids Day...**June 3:** A crowd of 14,774 attend a Bisons' 7-1 loss to Syracuse in a game featuring Washington Nationals' mega-prospect, RHP Stephen Strasburg. The VERSUS Network carries the game live to a national audience, the network's first ever broadcast of a professional baseball game...**June 14:** Trailing 6-3 in the 9th inning, Fernando Martinez hits the second ever walk-off grand slam in Coca-Cola Field history...**June 18:** Valentino Pascucci becomes just the third Bisons player to hit three home runs in a game at Coca-Cola Field. The slugger drives in five in a 6-4 win over Indianapolis...**July 2:** In a 12-4 win over Rochester, Lucas Duda ties a Bisons all-time record by homering in his fifth straight game...**July 3:** The Bisons fall to Rochester 1-0 in front of 17,572 on the team's annual Independence Eve Celebration with the Buffalo Philharmonic Orchestra and Chorus...**August 18:** Dillon Gee strikes out eight batters in a 7-6 win over Rochester. In the process, Gee breaks the modern era single season strikeout record of 137. He finishes the season with 165 punchouts...**September 8:** Just two days after the conclusion of the 2010 season, bulldozers from Sports Construction Group begin a two-month long project to replace the 23-year old drainage system at Coca-Cola Field. Over 600 truckloads of dirt are hauled out to reach the drainage system some 18 inches below the ground. Later in the off-season, the Bisons announce plans to install the largest scoreboard in all of minor league baseball (nicknamed "BisonsTV HD").



### 2011 SEASON

**April 7:** Fans enjoy their first glimpse of the BisonsTV HD Board, the largest HD scoreboard in minor league baseball, as the Bisons open up the 2011 season with an 8-5 loss to Syracuse...**June 9:** The Bisons defeat the Indianapolis Indians, 15-2, much to the delight of 14,412 on the annual School Kids Day...**June 19:** OF Nick Evans goes 5-5 in a 6-4 victory over Lehigh Valley. Evans hit streak reaches 19-games, over which he has averaged .514 (38-74)...**July 3:** The Bisons fall to the Chiefs, 10-4, before the team's annual Independence Eve Celebration with the Buffalo Philharmonic Orchestra and Chorus...**August 18:** Bisons manager Tim Teufel and the Herd fall to Toledo, 4-0. The winning pitcher for the Mud Hens is Triple-A rookie and Tim's son, Shawn Teufel...**August 29:** Bisons OF Jesus Feliciano collects his 100th hit of the season, becoming the first Bisons player in the modern era to collect 100+ hits in three consecutive seasons.



## COCA-COLA FIELD YEAR-BY-YEAR HIGHLIGHTS

## 2012 SEASON

**April 11:** Bisons set an Opening Day record with 12 runs in a 12-3 victory over the Scranton/Wilkes-Barre Yankees...**May 19:** A day after his 20-game hit streak ended, outfielder Vinny Rottino hits three home runs and drives in five in an 11-6 win over Indianapolis...**May 24:** The Bisons defeat Scranton/Wilkes-Barre, 6-2, in the first of six games the Herd will serve as the 'road team' at Coca-Cola Field. The Yankees are displaced the entire season by renovations to their ballpark...**July 3:** The Bisons host their annual Independence Eve Celebration with the Buffalo Philharmonic Orchestra and Chorus. Buffalo picks up the 5-4 win on Jordany Valdespin's walk-off RBI-single...**July 9:** Festivities for All-Star Week begin with the Triple-A Home Run Derby. New England Patriots tight end and Williamsville-native Rob Gronkowski wins the Celebrity Derby while hometown hero Valentino Pascucci wins the Home Run Derby with 22 home runs, several of which land onto Oak St. A crowd of 17,244 take in the event...**July 11:** A sold out crowd of 18,025 welcome the return of the 25th Annual All-Star Game to Buffalo. Broadcast live throughout the nation on the MLB Network, the Pacific Coast League defeats the International League, 3-0, despite two shutout innings from Bisons All-Star and IL Top Star, Matt Harvey...**September 17:** The Bisons announce a player development contract with the Toronto Blue Jays, becoming Toronto's top minor league affiliate...**November 20:** The Bisons unveil their new primary logo featuring a red, white and blue color scheme.



## 2013 SEASON

**April 4:** The Bisons take the field for the first time as the Triple-A affiliate of the Toronto Blue Jays. Sporting a new logo and new team colors of red, white and blue, the Herd defeats the Red Wings, 12-7, in front of 15,852 at Coca-Cola Field –the largest Opening Day crowd in the minor leagues...**May 7:** Outfielder Anthony Gose electrifies the crowd with a straight steal of home in a 6-4 win over Norfolk. The play helps the Bisons 'trend' on social media and is the #3 play on ESPN's Sportscenter's Top 10 that night...**June 22:** With All-Star shortstop Jose Reyes rehabbing with the Bisons, the club defeats Durham 6-3 in front of a sold out crowd of 18,025 on Star Wars Night. A total of 48,802 fans come to Coca-Cola Field during Reyes' four-game injury assignment with the club, June 21-24 (3-1 record)...**July 3:** The Bisons host their annual Independence Eve Celebration with the Buffalo Philharmonic Orchestra and Chorus and a crowd of 17,208 see the Herd fall to the Red Wings, 11-1...**August 29:** The Bisons host their annual Fan Appreciation Night and use a pinch-hit home run in the 8th inning from Luis Jimenez to defeat the Red Wings, 3-2. During an inning break, the Bisons announce a two-year extension of their player development contract with the Toronto Blue Jays, becoming Toronto's top minor league affiliate through the 2016 season.



## 2014 SEASON

**April 3:** Bisons win 6-3 victory over the Rochester Red Wings on Opening Day in front of a crowd of 11,052...**June 7:** Star Wars Night sells out once again as a crowd of 18,025 watch the Bisons fall to the Syracuse Chiefs, 6-3...**July 3:** The Bisons annual Independence Eve Celebration with the Buffalo Philharmonic Orchestra and Chorus reaches its 20th season. A crowd of 16,505 see the Herd fall to the RailRiders, 4-1...**August 11:** Outfielder Darin Mastroianni collects a straight steal of home in a 5-0 shutout win over Norfolk...**August 12:** Blue Jays All-Star slugger Edwin Encarnacion joins the Bisons on an MLB injury rehab assignment and hits the Bisons first grand slam in almost two years in a 7-5 win over the Tides...**August 22:** The Bisons announce that after the 2014 season, the City of Buffalo will install new seats in the 'special reserved' section of the ballpark. When completed in the off-season, the ballpark's new seating capacity is reduced to 17,600...**August 24:** First baseman Brett Wallace hits three home runs, including a walk-off grand slam in the bottom of the 12th inning, in a 10-6 victory over the Pawtucket Red Sox.



## COCA-COLA FIELD YEAR-BY-YEAR HIGHLIGHTS

### 2015 SEASON

**April 3:** The Bisons open the 2015 season with a 6-3 loss to the Red Wings in front of 12,638...**April 14:** The Bisons are forced to shut a doubleheader against Pawtucket short after a power outage in the area knocks out power to Coca-Cola Field...**July 3:** Buffalo Philharmonic conductor Paul Ferington leads his 18th and final Independence Eve concert, leaving to a standing ovation of 17,112 Bisons fans. Prior to the concert, the Herd defeat the Chiefs, 8-4...**July 18:** A soldout crowd of 17,600 pack Coca-Cola Field for the 8th annual Star Wars Night. They are greeted to a 5-1 win over the Clippers...**September 1:** Infielder Matt Hague is named the International League's Most Valuable Player, the ninth Bisons player to receive such honor. He will go on to lead the IL in average (.338), hits (177) and with a Bisons' modern era record .416 on-base percentage.

### 2016 SEASON

**April 12:** The Bisons and Blue Jays announce a two-year extension of their Player Development Contract, keeping the Bisons as Toronto's Triple-A affiliate through the 2018 season...**April 14:** After starting the season on the road, the Bisons defeat Rochester in the 29th Home Opener in front of 13,102...**May 31:** Drew Hutchison retires the first 17 batters he faces in a 5-1 win over Columbus. The perfect game bid is broken up with a single by Bryson Myles...**June 1:** A School Kids' Day crowd of 16,866 watch the Bisons shutout Columbus, 4-0...**June 11:** The Bisons host a #KeepBradySuspended night in rebuttal of the Pawtucket Red Sox hosting a promotion the night before supporting New England Patriots quarterback, Tom Brady. The dueling promotions gain national attention. However, the Bisons are swept in the doubleheader by Charlotte...**July 3:** The Bisons fall to Scranton/Wilkes-Barre, 3-2, in front of a crowd of 17,332 on the 22nd annual KeyBank Independence Eve Celebration...**July 23:** For the fourth consecutive year, the Bisons sell out their annual Star Wars Night. A crowd of 17,600 watch rehabbing Blue Jays star Jose Bautista and the Bisons fall to Gwinnett, 2-1...**August 13:** The Bisons suffer their one and only rainout of the season as they are unable to host Pawtucket.

### 2017 SEASON

**April 8:** After back-to-back postponements to begin the year, the Bisons finally get the 30th Season at Coca-Cola Field underway with a 4-2 victory over the defending champion Scranton/Wilkes-Barre RailRiders...**May 19:** A crowd of 12,380 watch a marathon Bisons' 7-5 win over the Red Sox that goes 13 innings and takes four hours and 29 minutes to complete. The game is started by rehabbing Boston ace David Price and ends with two position players earning the decision. Outfielder Ian Parmley earns the win for Buffalo while Rowdy Tellez hits the walk-off two-run homer off PawSox infielder, Mike Miller...**June 2:** Another sold out crowd enjoys the 10th annual Star Wars Night and a 4-0 victory over the Knights. At 16,907, it is the largest-attended minor league game of the year...**July 3:** The Bisons get a very symbolic spot start as former Army First Lieutenant Chris Rowley takes the ball for the 23rd annual KeyBank Independence Eve Celebration and leads the Herd to a 6-2 victory over Syracuse. In his first Triple-A start, Rowley strikes out six and allows just one run over five innings for the win...**August 30:** In one of the most-anticipated off-the-field events in the ballpark history, the racing mascot 'Celery' earns its first victory in 450 attempts in the nightly WCC (Wing, Cheese & Celery) Race. The quest for #JustOneWin before Celery's impending retirement is the talk of the town and draws a crowd of 16,463 to the ballpark. After Pawtucket's 7-5, 12-inning victory over the Herd, Celery earns this historic win postgame.



### BALLPARK NAMES

Pilot Field  
The Downtown Ballpark  
North AmeriCare Park  
Dunn Tire Park  
Coca-Cola Field

April 14, 1988 - March 2, 1995  
 March 3, 1995 - July 2, 1995  
 July 3, 1995 - May 5, 1999  
 May 6, 1999 - December 31, 2008  
 January 1, 2009 - present

**BISONS TEAM STATISTICS AT COCA-COLA FIELD**

	<u>G</u>	<u>AVG</u>	<u>Hits</u>	<u>2B</u>	<u>3B</u>	<u>HR</u>	<u>RBI</u>	<u>Runs</u>	<u>SB</u>	<u>Wins</u>	<u>SO</u>	<u>HR allowed</u>
1988 Season	71	.262	581	97	17	36	259	291	50	40	358	23
1989 Season	73	.266	603	90	26	21	270	305	79	51	430	34
1990 Season	74	.261	624	119	27	29	250	288	64	48	408	18
1991 Season	72	.261	595	126	35	24	285	312	69	43	396	33
1992 Season	72	.280	631	133	37	54	330	345	65	50	316	34
1993 Season	72	.251	581	127	23	43	276	305	41	35	358	40
1994 Season	72	.266	628	131	15	23	247	266	78	32	386	42
1995 Season	72	.268	616	120	19	42	269	291	27	42	405	23
1996 Season	72	.268	628	105	10	82	325	350	25	43	466	60
1997 Season	72	.261	578	102	4	96	299	323	46	51	442	66
1998 Season	73	.281	684	117	12	116	399	420	51	44	458	81
1999 Season	71	.262	602	116	16	63	335	355	72	33	390	67
2000 Season	73	.273	636	107	15	77	346	367	48	47	410	60
2001 Season	70	.269	615	110	13	83	352	369	56	47	508	57
2002 Season	72	.282	655	144	17	56	321	342	37	48	420	47
2003 Season	67	.275	579	109	14	49	262	278	56	35	473	42
2004 Season	71	.299	713	150	12	92	383	408	57	41	492	66
2005 Season	72	.294	698	154	17	103	402	441	34	46	515	75
2006 Season	72	.269	641	163	8	78	350	371	49	43	508	37
2007 Season*	68	.280	605	120	17	57	311	327	38	39	465	50
2008 Season	71	.250	572	131	8	47	270	290	23	33	505	62
2009 Season	72	.256	593	125	6	43	229	254	25	29	479	65
2010 Season	72	.277	676	186	8	79	333	358	16	42	533	69
2011 Season**	72	.251	573	97	8	54	263	277	28	35	527	67
2012 Season	77	.255	643	127	18	68	322	355	47	34	560	58
2013 Season	72	.255	566	125	14	54	258	278	52	35	537	64
2014 Season***	70	.261	587	118	10	50	285	310	61	41	545	49
2015 Season	72	.252	576	121	5	29	235	255	34	34	496	38
2016 Season	72	.253	583	110	8	44	235	248	47	34	528	50
2017 Season****	70	.250	543	106	14	34	243	265	77	35	494	46
<b>Totals</b>	<b>2,151</b>	<b>.266</b>	<b>18,405</b>	<b>3,686</b>	<b>453</b>	<b>1,726</b>	<b>8,944</b>	<b>9,644</b>	<b>1,452</b>	<b>1,210</b>	<b>13,808</b>	<b>1,523</b>

NOTE: Statistics reflect regular season games only. Also, these statistics, and those on the following pages, do not include the following.

\*2007: The two games the Bisons played as the 'home team' in Richmond because all four Braves/Bisons games scheduled in Buffalo were postponed.

\*\*2012: The Bisons played six games as the 'road' team against the Scranton/Wilkes-Barre Yankees at Coca-Cola Field. These statistics include those games, but exclude a 'home' game played by the Bisons in Syracuse on August 6 because of a rainout two days earlier in Buffalo.

\*\*\*2014: The game the Bisons served as the 'home team' on August 7 in Durham because of a rainout on July 13 in Buffalo.

\*\*\*\*2017: The game the Bisons served as the 'home team' on April 26 in Norfolk because of a rainout on April 20 in Buffalo.

**BISONS HOME OPENERS (19-11 RECORD)**

<u>Year</u>	<u>Date</u>	<u>Opponent</u>	<u>Game Result</u>	<u>Year</u>	<u>Date</u>	<u>Opponent</u>	<u>Game Result</u>
1988	April 14	Denver	Bisons won, 1-0	2003	April 3	Pawtucket	Bisons won, 10-8
1989	April 5	Louisville	Bisons won, 8-3	2004	April 16	Ottawa	Lynx won, 10-5
1990	April 16	Iowa	Cubs won, 3-1	2005	April 8(1)	Richmond	Braves won, 5-4
1991	April 17	Denver	Zephyrs won, 3-2	2006	April 14	Columbus	Bisons won, 9-1
1992	April 17	Oklahoma City	Bisons won, 4-3	2007	April 9	Ottawa	Bisons won, 8-3
1993	April 8	Omaha	Bisons won, 8-1	2008	April 11	Toledo	Mud Hens won, 4-1
1994	April 14	Omaha	Bisons won, 3-2	2009	April 9	Pawtucket	Red Sox won, 6-4
1995	April 7	Nashville	Sounds won, 6-3	2010	April 14	Pawtucket	Bisons won, 8-2
1996	April 8	Indianapolis	Bisons won, 4-0	2011	April 7	Syracuse	Chiefs won, 8-5
1997	April 4	Nashville	Bisons won, 4-3 (11)	2012	April 11	Scranton/WB	Bisons won, 12-3
1998	April 10	Rochester	Bisons won, 4-0	2013	April 4	Rochester	Bisons won, 12-7
1999	April 8	Ottawa	Lynx won, 8-4	2014	April 3	Rochester	Bisons won, 6-3
2000	April 12	Ottawa	Bisons won, 6-2	2015	April 9	Rochester	Red Wings won, 6-3
2001	April 5	Pawtucket	Bisons won, 5-2	2016	April 14	Rochester	Bisons won, 2-1
2002	April 10	Ottawa	Lynx won, 3-2	2017	April 8	Scranton/WB	Bisons won, 4-2

**BUFFALO BISON RECORDS AT COCA-COLA FIELD**

**Longest Game, Innings:** 19, September 9, 2001 vs. Scranton/WB (6-2 Loss)(Game 5, IL Semi-Finals)

**Longest Game, Time:** 5:13, September 9, 2001 vs. Scranton/WB (6-2 Loss)(Game 5, IL Semi-Finals)

**Shortest Game, Time:** 1:21, August 20, 2009(Game 2) vs. Syracuse (2-0 Win)

**Shortest 9-inning Game:** 1:42, August 5, 1993 vs. Louisville (2-1 Loss)

**Largest Deficit Erased, Win:** 8, April 23, 2007(finished on May 5) vs. Pawtucket, (15-14 Win)(Trailed 14-6, 9th)  
August 9, 2000(Game 2) vs. Ottawa (9-8 Win)(Trailed 8-0, 2nd)

**Most Runs:** 18, June 2, 2000 vs. Toledo (18-3 Win)

**Most Runs, Allowed:** 20, May 3, 2010 vs. Louisville (20-7 Loss)

**Most Combined Runs:** 33, July 2, 1998 vs. Scranton/Wilkes-Barre (17-16 Win)

**Most Runs, Inning:** 10, May 6, 2001 vs. Richmond (3rd inning)(14-0 Win)

**Most Home Runs, Game:** 7, July 2, 2004 vs. Syracuse (16-2 Win)  
(Eric Crozier 2, Jhonny Peralta 2, Sandy Martinez 2, Brent Abernathy)

**Walkoff Home Runs:** 57, Last: Rowdy Tellez, 5/19/17 vs. Pawtucket (7-5 Win)(13th inning)(off INF Mike Miller)

**Grand Slams:** 48, Last: Matt Dominguez, June 21, 2016 vs. Louisville (6-3 Win)

**Three-Homer Games:** 5, Vinny Rottino, May 19, 2012 vs. Indianapolis (11-6 Win)  
Valentino Pascucci, June 18, 2010 vs. Indianapolis (6-4 Win)  
Dusty Wathan, June 2, 2005 vs. Toledo (13-1 Win)  
Jeff Manto, July 14, 1997 vs. Iowa (6-1 Win)  
Brett Wallace, August 24, 2014 vs. Pawtucket (10-6 Win)(12 innings)

**Inside-the-Park Home Runs:** 9, Last: Matt Tuiaosopo, May 16, 2012 vs. Gwinnett (14-7 Win)

**Home Runs Left and Right Handed:** 1, Orestes Destrade, June 14, 1988 vs. Tidewater (8-2 Win)

**Most RBI:** 9, Dusty Wathan, June 2, 2005 vs. Toledo (13-1 Win)

**Hit for the Cycle:** 1, Alex Ramirez, September 9, 1998 vs. Syracuse (7-3 Win)(Game 1, IL Semi-Finals)

**No-Hitters:** 1, Bartolo Colon, June 20, 1997 vs. New Orleans (4-0 Win)

**One-Hitters:** 11, Last: R.A. Dickey, April 29, 2010 vs. Durham (4-0 Win)(after hit, retired final 27 batters)

**Most Strikeouts:** 18, August 24, 2005 vs. Syracuse (11 innings)(11-10 Win)  
(Jason Young 7, Jason Davis 5, Jake Robbins 4, Kazuhito Tadano 2)

**Triple Plays:** 2, September 1, 2009 vs. Rochester (9-6 Loss) 6-4-3, Argenis Reyes-Luis Rivera-Mike Lamb line drive)  
July 27, 1997 vs. Nashville (5-4-3, Jeff Manto-Torey Lovullo-Richie Sexson ground ball)



**COCA-COLA FIELD CAREER HITTING LEADERS**

**GAMES PLAYED**

<u>Player</u>	<u>Seasons</u>	<u>No.</u>
Jason Cooper	(04,05,06,07,08,09)	221
Tom Prince	(88,89,90,91,92)	195
Greg Tubbs	(91,92,94)	185
Bill Selby	(98,99,00,02)	179
Brandon Phillips	(02,03,04,05)	176
Valentino Pascucci	(10,11,12)	172
Jesus Feliciano	(09,10,11)	163
Torey Lovullo	(95,97,98)	154
Alex Ramirez	(97,98,99)	154
Jeff Manto	(97,98,99,00)	151

**HOME RUNS**

<u>Player</u>	<u>Seasons</u>	<u>No.</u>
Jeff Manto	(97,98,99,00)	47
Alex Ramirez	(97,98,99)	33
Valentino Pascucci	(10,11,12)	31
Bill Selby	(98,99,00,02)	31
Richie Sexson	(97,98)	30
Russell Branyan	(99,00,04)	28
Ernie Young	(04,05)	26
Jason Cooper	(04,05,06,07,08,09)	25
Brandon Phillips	(02,03,04,05)	22
4 tied at		20

**BATTING AVERAGE (250 AB MIN)**

<u>Player</u>	<u>Seasons</u>	<u>Avg.</u>
Kevin Young	(91,92,94)	.334
Chan Perry	(98,99,00)	.324
Steve Carter	(89,90)	.322
Ben Francisco	(05,06,07,08)	.320
Jhonny Peralta	(03,04)	.320
Chris Coste	(00,01,02)	.315
Bruce Aven	(96,97,98,02)	.313
Matt Hague	(14,15)	.309
Jesus Feliciano	(09,10,11)	.307
Tim Leper	(93,94)	.307

**RUNS BATTED IN**

<u>Player</u>	<u>Seasons</u>	<u>No.</u>
Bill Selby	(98,99,00,02)	115
Jason Cooper	(04,05,06,07,08,09)	110
Valentino Pascucci	(10,11,12)	106
Jeff Manto	(97,98,99,00)	104
Tom Prince	(88,89,90,91,92)	93
Alex Ramirez	(97,98,99)	92
Richie Sexson	(97,98)	85
Ernie Young	(04,05)	83
Ryan Garko	(05,06)	82
Brandon Phillips	(02,03,04,05)	82

**BASE HITS**

<u>Player</u>	<u>Seasons</u>	<u>No.</u>
Brandon Phillips	(02,03,04,05)	180
Greg Tubbs	(91,92,94)	178
Jesus Feliciano	(09,10,11)	176
Jason Cooper	(04,05,06,07,08,09)	170
Bill Selby	(98,99,00,02)	169
Alex Ramirez	(97,98,99)	161
Ben Francisco	(05,06,07,08)	156
John Wehner	(91,92,93,94)	151
Greg LaRocca	(01,02,03)	148
Tom Prince	(88,89,90,91,92)	148

**RUNS SCORED**

<u>Player</u>	<u>Seasons</u>	<u>No.</u>
Bill Selby	(98,99,00,02)	110
Jason Cooper	(04,05,06,07,08,09)	108
Brandon Phillips	(02,03,04,05)	105
Jeff Manto	(97,98,99,00)	97
John Wehner	(91,92,93,94)	95
Greg Tubbs	(91,92,94)	94
Ben Francisco	(05,06,07,08)	93
David Roberts	(98,99,00,01)	93
Alex Ramirez	(97,98,99)	92
Jolbert Cabrera	(98,99,00,02)	86

**DOUBLES**

<u>Player</u>	<u>Seasons</u>	<u>No.</u>
John Wehner	(91,92,93,94)	39
Jason Cooper	(04,05,06,07,08,09)	38
Brandon Phillips	(02,03,04,05)	35
Bill Selby	(98,99,00,02)	35
Ben Francisco	(05,06,07,08)	33
Tom Prince	(88,89,90,91,92)	33
Jerry Goff	(93,94)	31
Mark Budzinski	(99,00,01)	29
Chris Coste	(00,01,02)	28
Jesus Feliciano	(09,10,11)	28

**STOLEN BASES**

<u>Player</u>	<u>Seasons</u>	<u>No.</u>
David Roberts	(98,99,00,01)	51
Greg Tubbs	(91,92,94)	39
John Wehner	(91,92,93,94)	33
Carlos Garcia	(91,92,93)	32
Jolbert Cabrera	(98,99,00,02)	29
Ben Francisco	(05,06,07,08)	29
Tony Womack	(94)	27
Anthony Gose	(13,14)	24
Dalton Pompey	(14,15,16)	24
Roemon Fields	(15,17)	20

**TRIPLES**

<u>Player</u>	<u>Seasons</u>	<u>No.</u>
Gregg Tubbs	(91,92,94)	10
Steve Carter	(89,90)	10
Joe Inglett	(05,06,07)	9
David Roberts	(98,99,00,01)	9
Al Martin	(92)	9
Carlos Garcia	(91,92,93)	8
Alex Ramirez	(97,98,99)	8
Eddie Zambrano	(91,92)	8
4 tied at		7

**SLUGGING PERCENTAGE (250 AB MIN)**

<u>Player</u>	<u>Seasons</u>	<u>Pct.</u>
Jeff Manto	(97,98,99,00)	.624
Richie Sexson	(97,98)	.587
Jason Dubois	(05,06,09)	.545
Ben Francisco	(05,06,07,08)	.540
Bruce Aven	(96,97,98,02)	.539
Ernie Young	(04,05)	.530
Alex Ramirez	(97,98,99)	.518
Brian Dorsett	(91,92)	.511
Ryan Garko	(05,06)	.501
Karim Garcia	(01,02,03)	.498

**COCA-COLA FIELD SINGLE-SEASON HITTING LEADERS**

**BATTING AVERAGE (125 AB MIN)**

<u>Player</u>	<u>Season</u>	<u>Avg.</u>
Jesus Feliciano	2010	.384
Kevin Young	1992	.365
Ben Francisco	2007	.355
John Wehner	1994	.352
Chris Coste	2002	.351
Chris Clapinski	2004	.343
Denny Gonzalez	1988	.343
Chan Perry	2000	.339
Mark Ryal	1990	.337
Jeff Liefer (05)/Steven Henderson (89)/Mike Kinkade (05)		.335

**HOME RUNS**

<u>Player</u>	<u>Season</u>	<u>No.</u>
Alex Ramirez	1998	22
Richie Sexson	1997	21
Karim Garcia	2001	15
Phil Hiatt	1998	15
Jeff Manto	1999	15
Andy Abad	2005	14
Russell Branyan	2004	14
Ernie Young	2005	14
5 tied at		13

**BASE HITS**

<u>Player</u>	<u>Season</u>	<u>No.</u>
Jhonny Peralta	2004	87
Chris Coste	2002	86
Kevin Young	1992	85
Ben Francisco	2006	83
Mike Kinkade	2005	79
Greg Tubbs	1994	75
Rich Aude	1994	74
Jolbert Cabrera	1998	74
Matt Hague	2015	74
Jesus Montero	2016	74

**RUNS BATTED IN**

<u>Player</u>	<u>Season</u>	<u>No.</u>
Alex Ramirez	1998	60
Andy Abad	2005	60
Jason Dubois	2006	55
Valentino Pascucci	2011	54
Richie Sexson	1997	52
Brian Dorsett	1992	52
Karim Garcia	2001	51
Ryan Garko	2005	45
Dave Hollins	2001	43
Ernie Young	2004	43

**DOUBLES**

<u>Player</u>	<u>Season</u>	<u>No.</u>
Brian Dorsett	1992	23
Ryan Mulhern	2007	23
Mike Kinkade	2005	22
Chris Coste	2002	21
Mark Ryal	1990	21
Jhonny Peralta	2004	20
Russ Morman	1993	20
Jake Gautreau	2005	20
5 tied at		18

**RUNS SCORED**

<u>Player</u>	<u>Season</u>	<u>No.</u>
Ben Francisco	2006	55
Mike Kinkade	2005	48
Ernie Young	2005	48
Jhonny Peralta	2004	47
Jolbert Cabrera	1998	47
Alex Ramirez	1998	46
Kevin Young	1992	46
David Roberts	2000	44
Franklin Gutierrez	2006	43
4 tied at		42

**TRIPLES**

<u>Player</u>	<u>Season</u>	<u>No.</u>
Al Martin	1992	9
Carlos Garcia	1992	6
Cecil Espy	1991	6
Steve Carter	1990	6
Bernie Tatis	1988	6
7 tied at		5

**STOLEN BASES**

<u>Player</u>	<u>Season</u>	<u>No.</u>
Tony Womack	1994	27
David Roberts	2000	22
Greg Tubbs	1991	21
Roemon Fields	2017	20
Carlos Garcia	1991	17
Ben Francisco	2006	17
David Roberts	1999	17
John Wehner	1994	17
4 tied at		15

**WALKS**

<u>Player</u>	<u>Season</u>	<u>No.</u>
Valentino Pascucci	2012	47
Josh Satin	2012	46
Jeff Manto	1999	42
Dan Johnson	2014	41
Jolbert Cabrera	1998	40
Torey Lovullo	1995	40
Valentino Pascucci	2011	40
Keith Miller	1991	37
David Miller	1998	36
Keith Ginter	2007	36

**SLUGGING PERCENTAGE (125 AB MIN)**

<u>Player</u>	<u>Season</u>	<u>Pct.</u>
Russell Branyan	2004	.652
Alex Ramirez	1998	.635
Richie Sexson	1997	.618
Andy Abad	2005	.597
Mike Kinkade	2005	.593
Jeff Liefer	2005	.590
Dave Hollins	2001	.586
Ben Francisco	2007	.574
Eric Crozier	2004	.570
Russ Morman	1993	.562

**COCA-COLA FIELD CAREER PITCHING LEADERS**

**GAMES PITCHED**

<u>Player</u>	<u>Seasons</u>	<u>No.</u>
Fernando Cabrera	(04,05,06,12)	73
Bobby Korecky	(13,14,15,16)	68
Ryan Tepera	(14,15,16)	55
Justin Hampson	(11,12)	55
Scott Medvin	(88,89,90)	54
Blas Minor	(90,91,92,94)	54
Andrew Brown	(04,05,06)	51
Darryl Scott	(96,97)	50
Chris Nichting	(98,00)	49
Brian Shouse	(93,94)	49

**WINS**

<u>Player</u>	<u>Seasons</u>	<u>No.</u>
Dorn Taylor	(88,89,90)	21
Tim Drew	(00,01,02)	16
Jeremy Guthrie	(03,04,05,06)	15
Rick Reed	(88,89,90,91)	15
Joe Roa	(95,96)	15
Pat Misch	(09,10,11)	12
Francisco Cruceta	(04,05)	11
Jason Stanford	(01,02,03,4,05,06,07,08)	11
9 tied at		10

**ERA (75.0 IP MIN)**

<u>Player</u>	<u>Seasons</u>	<u>ERA</u>
Dorn Taylor	(88,89,90)	1.55
Roger Mason	(90,91)	1.59
Danny Graves	(96,97,06)	1.85
Chris Haney	(99,00)	1.99
Jason Phillips	(01,02,03)	2.20
Rick Reed	(88,89,90,91)	2.30
James Lewis	(95,96)	2.34
Randy Wolf	(15)	2.37
Blas Minor	(90,91,92,94)	2.39
Scott Medvin (88,89,90)/Scott Copeland (14,15,16)		2.40

**WINNING PERCENTAGE (10 DEC MIN)**

<u>Player</u>	<u>Seasons</u>	<u>Pct.</u>
Jason Phillips	(01,02,03)	.909 (10-1)
Aaron Laffey	(07,08)	.900 (9-1)
Jeremy Sowers	(05,06,07,08)	.833 (10-2)
Morris Madden	(88,89)	.769 (10-3)
Bob Patterson	(88,89)	.769 (10-3)
Ryan Tepera	(14,15,16)	.769 (10-3)
5 tied at		.750

**SAVES**

<u>Player</u>	<u>Seasons</u>	<u>No.</u>
Blas Minor	(90,91,92,94)	18
Fernando Cabrera	(04,05,06,12)	15
Chris Nichting	(98,00)	15
Tony Menendez	(93)	14
Scott Medvin	(88,89,90)	13
Jake Robbins	(04,05)	13
Chad Paronto	(02,03)	12
Darryl Scott	(96,97)	12
Ryan Tepera	(14,15,16)	12
Dale Thayer	(11)	12

**STRIKEOUTS**

<u>Player</u>	<u>Seasons</u>	<u>No.</u>
Jason Stanford	(01,02,03,04,05,06,07,08)	149
Rick Reed	(88,89,90,91)	147
Jeremy Guthrie	(03,04,05,06)	140
Dorn Taylor	(88,89,90)	137
Fernando Cabrera	(04,05,06,12)	132
Dillon Gee	(09,10,11)	128
Pat Misch	(09,10,11)	123
Chris Schwinden	(11,12)	111
Travis Driskill	(97,98,99)	99
Randy Kramer	(88,89,90)	99

**INNINGS PITCHED**

<u>Player</u>	<u>Seasons</u>	<u>No.</u>
Dorn Taylor	(88,89,90)	273.1
Rick Reed	(88,89,90,91)	227.0
Jeremy Guthrie	(03,04,05,06)	203.0
Joe Roa	(95,96)	183.1
Jason Stanford	(01,02,03,04,05,06,07,08)	179.2
Pat Misch	(09,10,11)	168.1
Tim Drew	(00,01,02)	167.1
Jason Rakers	(97,98,99,03)	152.2
Randy Kramer	(88,89,90)	149.2
Tim Wakefield	(91,92,94)	145.0

**GAMES STARTED**

<u>Player</u>	<u>Seasons</u>	<u>No.</u>
Dorn Taylor	(88,89,90)	39
Jeremy Guthrie	(03,04,05,06)	36
Rick Reed	(88,89,90,91)	32
Jason Stanford	(01,02,03,04,05,06,07,08)	32
Joe Roa	(95,96)	27
Tim Drew	(00,01,02)	26
Pat Misch	(09,10,11)	26
4 tied at		23

**COMPLETE GAMES**

<u>Player</u>	<u>Seasons</u>	<u>No.</u>
Dorn Taylor	(88,89,90)	11
Rick Reed	(88,89,90,91)	7
Joe Roa	(95,96)	5
Dave Johnson	(88)	4
Vicente Palacios	(88,90,91)	4
Bob Patterson	(88,89)	4
7 tied at		3

**SHUTOUTS**

<u>Player</u>	<u>Seasons</u>	<u>No.</u>
Dorn Taylor	(88,89,90)	6
Tim Drew	(00,01,02)	2
James Lewis	(95,96)	2
Rick Reed	(88,89,90,91)	2
26 tied at		1



# COCA-COLA FIELD SINGLE-SEASON PITCHING LEADERS

## GAMES PITCHED

Player	Season	No.
Tony Menendez	1993	31
Dale Thayer	2011	31
Andrew Brown	2005	30
Fernando Cabrera	2012	30
Rich Rundles	2008	30
Rich Batchelor	1998	29
Travis Willis	1994	29
5 tied at		28

## WINS

Player	Season	No.
Joe Roa	1995	10
Dave Johnson	1988	9
Roy Smith	1993	9
Dorn Taylor	1990	9
Morris Madden	1989	8
Bob Patterson	1989	8
Dillon Gee	2010	8
5 tied at		7

## ERA (35.0 IP MIN)

Player	Season	ERA
Fernando Cabrera	2005	0.51
Roger Mason	1990	0.61
Danny Graves	1996	1.19
R.A. Dickey	2010	1.29
Mark Ross	1990	1.38
Dorn Taylor	1990	1.42
Jeff Francis	2015	1.50
Jeremy Sowers	2006	1.55
Hyang-Nam Choi	2006	1.57
Dorn Taylor	1988	1.64

## WINNING PERCENTAGE (6 DEC MIN)

Player	Season	Pct.
Albie Lopez	1996	1.000 (7-0)
Victor Cole	1992	.875 (7-1)
Jimmy Williams	1996	.875 (7-1)
Ryan Tepera	2014	.857 (6-1)
Mike Bacsik	2001	.857 (6-1)
Francisco Cruceta	2005	.857 (6-1)
Aaron Laffey	2007	.857 (6-1)
Jim Lewis	1996	.857 (6-1)
7 tied at		.833

## SAVES

Player	Season	No.
Chris Nichting	2000	15
Tony Menendez	1993	14
Fernando Cabrera	2012	12
Jake Robbins	2005	12
Dale Thayer	2011	12
Rich Batchelor	1998	11
Chad Paronto	2003	11
Rich DeLucia	1999	9
Blas Minor	1992	9
Blas Minor (1994)/Ryan Tepera (2016)		9

## STRIKEOUTS

Player	Season	No.
Dillon Gee	2010	98
Vicente Palacios	1990	70
Chris Schwinden	2011	66
Jeremy Guthrie	2005	65
Dorn Taylor	1990	63
Hyang-Nam Choi	2006	63
Travis Driskill	1997	63
Randy Kramer	1988	62
Rob Bell	2006	61
Garrett Olson	2012	61

## INNINGS PITCHED

Player	Season	No.
Dorn Taylor	1990	120.2
Randy Kramer	1988	103.1
Joe Roa	1995	102.1
Roy Smith	1993	99.1
Vicente Palacios	1990	98.1
Dave Johnson	1988	95.0
Bob Patterson	1989	93.2
John Farrell	1995	92.2
Dillon Gee	2010	91.1
Rob Bell	2006	90.1

## GAMES STARTED

Player	Season	No.
Dorn Taylor	1990	16
Roy Smith	1993	16
Jeury's Familia	2012	15
Dillon Gee	2010	15
Jeremy Guthrie	2005	15
Randy Kramer	1988	15
Vicente Palacios	1990	15
Joe Roa	1995	15
5 tied at		14

## COMPLETE GAMES

Player	Season	No.
Dave Johnson	1988	4
Dorn Taylor	1990	4
Dorn Taylor	1989	4
Terry Clark	1997	3
Joe Roa	1995	3
Vicente Palacios	1990	3
Bob Patterson	1989	3
Rick Reed	1991	3
Dorn Taylor	1988	3
Tim Wakefield	1992	3

## SHUTOUTS

Player	Season	No.
Dorn Taylor	1988	2
Dorn Taylor	1989	2
Dorn Taylor	1990	2
Jim Lewis	1996	2
30 tied at		1

# BISONS

## **MEDIA & MISCELLANEOUS INFO**

---



## TORONTO BLUE JAYS - AMERICAN LEAGUE EAST DIVISION

### PLAYER DEVELOPMENT STAFF

President/CEO:	Mark Shapiro
Executive VP/Baseball Operations/GM:	Ross Atkins
VP/Baseball Operations, Assistant GM:	Tony LaCava
VP, Baseball Operations:	Ben Cherington
Assistant General Manager:	Joe Sheehan
Assistant General Manager:	Andrew Tinnish
Director, Baseball Operations	Mike Murov
Director, Player Development:	Gil Kim
Director, Minor League Operations:	Charlie Wilson
Minor League Field Coordinator:	Eric Wedge
Pitching Coordinator:	Jeff Ware
Senior Pitching Advisor:	Rick Langford
Rehab Pitching Coordinator:	Darold Knowles
Catching Coordinator:	Ken Huckaby
Hitting Coordinator:	Guillermo Martinez
Infield Coordinator:	Danny Solano
Latin America Player Advisor:	Omar Malave
Coordinator, Latin America Operations:	Blake Bentley
Coordinator, Minor League Operations:	Michael Nielson
Player Development Assistant:	Megan Evans
Coordinator, Player Development:	Joe Sclafani
Administrative Assistant:	Kim Marsh



Major League partner of the  
**BUFFALO BIONS**  
 Since 2013 (6 seasons)

### BALLPARK INFORMATION

**Rogers Centre**  
 1 Blue Jays Way • Suite 3200  
 Toronto, ON M5V 1J1  
 (416) 341-1000  
 BlueJays.com

VP, Communications: Sebastian Gatica  
 sebastian.gatica@bluejays.com  
 (416) 341-1032

## TORONTO BLUE JAYS' MINOR LEAGUE SYSTEM



### NEW HAMPSHIRE FISHER CATS

Double-A • Eastern League



### VANCOUVER CANADIANS

Short Season-A • Northwest League



### DUNEDIN BLUE JAYS

Advanced-A • Florida State League



### BLUEFIELD BLUE JAYS

Rookie Advanced • Appalachian League



### LANSING LUGNUTS

Single-A • Midwest League



### GULF COAST BLUE JAYS

Rookie • Gulf Coast League



**BUFFALO BISONS BROADCAST TEAM****PAT MALACARO****'THE VOICE OF THE BISONS,' MEDIA RELATIONS**

Pat Malacaro begins his first season as 'The Voice of the Bisons' and his ninth year as a member of the Bisons Baseball Network. The 2018 season also marks his 15th season as a member of the Bisons' staff.

The South Buffalo-native joined the Herd as a broadcaster in 2010 after spending three seasons with the Batavia Muckdogs, the short season Single-A affiliate of the St. Louis Cardinals. His three-year stint in the New York-Penn League included the team's first league championship in 45 years.

During the off-season Pat works for WGR Sports Radio 550 as part of the Sabres Radio Network. His various roles have included reporter, game host, and producer since joining the radio station in 2006. In 2009, WGR was recognized by the National Association of Broadcasters with the Marconi Award for Sports Radio Station of the year.

Malacaro began working for the Bisons as a bat boy from 1999-2002. He attended the Newhouse School at Syracuse University, where he received a Bachelor of Arts degree in Broadcast Journalism in 2005.

Pat was a radio intern for the Bisons during the 2004 and 2005 seasons, which included a Governors' Cup Championship in 2004. He was also a radio host for WERW-AM and a member of the sports talk show staff for WAER-FM during his time at Syracuse University.

He currently resides in South Buffalo.

**DUKE MCGUIRE****COLOR ANALYST**

Buffalo Baseball Hall of Famer, Duke McGuire will once again serve as the lead color analysis for the Bisons in 2018. He has been with the Bisons in various capacities for over 35 years.

McGuire first covered the Herd with International Cable in 1980 and worked alongside Pete Weber on the Cable Sports Network from 1983-84. He also covered games for WKBW-TV from 1986-87. During the 1988-90 seasons, Duke filled in for radio broadcasts on WGR55 before joining the Empire Sports Network in 1991. He served as public address announcer for the Bisons from 1981-1995. Aside from his broadcasting duties, he has been involved with the Bisons youth baseball program for nearly three decades.

In 2010, Duke McGuire was inducted into the Buffalo Baseball Hall of Fame.

After graduating from Amherst High School he was drafted three times. The New York Mets selected him in 1970 while Pittsburgh selected him in January of 1972 and finally he was selected and signed by Detroit in June 1972. McGuire played for then-manager Jim Leyland at Clinton in the Midwest League during the 1973 season. A few seasons later, McGuire was named MVP of the 1978 Niagara Falls Pirates, for whom he served as player-manager.

An attendance officer at Amherst High School, McGuire has also coached football, basketball and baseball at Amherst, Williamsville South, Canisius and the former Bishop Neumann High School.

A native of Snyder, N.Y., he lives with his wife, Mary, and their daughters, Shannon Lee and Casey Marie.



ESPN 1520 AM is the flagship station of Buffalo Bisons Baseball and features the broadcast of all 140 games with a pre-game show starting 30 minutes before every game and a post game show after. An audio stream is also available through the Buffalo Bisons channel on the TuneIn mobile app. Starting in June, select Bisons games will air on SportsNet 590 The FAN in Toronto.

## BUFFALO BISONS MEDIA RELATIONS DEPARTMENT

**Brad Bisbing**, Director, Marketing & Public Relations

(716) 846-2019, [bbisbing@bisons.com](mailto:bbisbing@bisons.com)

**Pat Malacaro**, 'Voice of the Bisons'/Media Relations

(716) 846-2280, [pmalacaro@bisons.com](mailto:pmalacaro@bisons.com)

**Press Box Phone**

846-2215

**Media Relations Fax**

852-6530

**Credentials** for accredited members of the news media are available upon request and should be emailed or faxed on company letterhead to: Bisons Media Relations, One James D. Griffin Plaza, Buffalo, NY 14203, Fax: (716) 852-6530, 24 hours in advance of the requested date. You may also apply for credentials at [Bisons.com](http://Bisons.com). Credentials can be picked up at the media entrance to Coca-Cola Field on the service level near the right field corner of the ballpark.

**Photographers** must work out of the stationery locations adjacent to both dugouts, directly in front of the Press Box on the Club level, in the bay located in the Press Box or between the suites on the Club level. If necessary, photographers who have to leave to meet deadlines before the game ends should leave between innings only and exit through the tunnel located directly behind home plate.

**Press Box** is located on the Club level directly behind home plate. Each work space is equipped with an electrical outlet. The Press Box can be accessed via the elevators located on the first base side. The Press Box has complimentary WiFi access. Complimentary meal service will begin one hour before game time to accredited working members of the media.

**Bisons Clubhouse** is located on the Service level directly behind the first base dugout (visitor located directly behind third base dugout). The Bisons clubhouse is open prior to batting practice (9 a.m. for afternoon games at 1:05 p.m., 5 hours prior to first pitch all other games) until 65 minutes prior to game time (All interviews must be concluded by 65 minutes prior to game time). The clubhouse is open following the game at the manager's approval (usually immediately). The Bisons' clubhouse is closed during rain delays and between games of a doubleheader. The visiting team clubhouse is governed by the visiting team.

**Training Rooms and Player's Lounge** are strictly off limits to everyone except Bisons' players and staff. If there is a problem reaching someone in these areas, please see Pat Malacaro or a member of the Bisons media relations staff.

**Dugouts** must be clear of all media representatives 65 minutes prior to game time. Photographers must take their assigned positions at that time. All media members entering the playing field must do so from the tunnel located directly behind home plate on the Service level.

**Interview** periods are arranged prior to and following Bisons games. The coaching staff and players can be made available on the field or in the clubhouse during batting practice by special request only. The interview must not interrupt the coaches or players pre-game routine (stretching, running, hitting, etc.). All interviews should be completed 65 minutes prior to game time.

### PRE-GAME SCHEDULE AT COCA-COLA FIELD

Game Time	<u>1:05 p.m.</u>	<u>2:05 p.m.</u>	<u>6:05 p.m.</u>	<u>7:05 p.m.</u>
<b>Bisons Infield</b>	10:00 a.m.	11:00 a.m.	3:00 p.m.	4:00 p.m.
<b>Bisons Hitting</b>	10:15 a.m.	11:15 a.m.	3:15 p.m.	4:15 p.m.
<b>Visitors Hitting</b>	11:15 a.m.	12:15 p.m.	4:15 p.m.	5:15 p.m.
<b>Visitors Infield</b>	12:00 p.m.	1:00 p.m.	5:00 p.m.	6:00 p.m.
<b>Grounds Crew</b>	12:15 p.m.	1:15 p.m.	5:15 p.m.	6:15 p.m.

**Note:** Pre-game workouts for all games will begin 3 hours prior to game time.

### GROUND RULES AT COCA-COLA FIELD

\*For the purposes of ground rules, photographers' dugouts, which abut out at the ends of home and visiting clubs' benches, are considered to be part of the players' dugouts.

\*Balls hitting facing of dugouts or protective railings and remain on playing field are **IN PLAY**.

\*Balls hitting any equipment on dugout steps are considered **OUT OF PLAY**.

\*Balls hitting the backstop screen behind home plate on a passed ball, wild pitch or thrown are **IN PLAY**.

\*Balls hitting the protective netting above either the home or visiting dugouts are **OUT OF PLAY**.

\*Balls hitting outfield light poles are **HOME RUNS**.

## 2018 INTERNATIONAL LEAGUE MEDIA RELATIONS CONTACTS

<b>Club</b>	<b>Contact</b>	<b>Phone</b>	<b>E-mail</b>
IL	Chris Sprague	614-791-9300	chris@ilbaseball.com
Buffalo	Brad Bisbing	716-846-2019	bbisbing@bisons.com
Charlotte	Tommy Viola	704-274-8203	tommyv@charlotteknights.com
Columbus	Joe Santry	614-722-1133	jsantry@clippersbaseball.com
Durham	Matt Sutor	919-687-6574	msutor@durhambulls.com
Gwinnett	Dave Lezotte	678-277-0320	dave.lezotte@braves.com
Indianapolis	Charlie Henry	317-532-6778	chenry@indyindians.com
Lehigh Valley	Matt Provence	610-841-1217	mprovence@ironpigsbaseball.com
Louisville	Alex Mayer	502-614-4544	amayer@batsbaseball.com
Norfolk	Ian Locke	757-622-2222 x125	ilocke@nofolktides.com
Pawtucket	Bill Wanless	401-724-7305	pr@pawsox.com
Rochester	Nate Rowan	585-454-1001 x3006	nater@redwingsbaseball.com
Scranton/WB	Adam Marco	570-558-4637	Amarco@swbrailriders.com
Syracuse	Eric Gallanty	315-474-7833	egallanty@syracusechiefs.com
Toledo	Andi Roman	419-725-9252	aroman@mudhens.com

## 2018 BUFFALO BISON'S HOTELS ON THE ROAD

### **IL NORTH DIVISION**

#### **Lehigh Valley, Pennsylvania**

Staybridge Suites Allentown  
1787 Airport Rd.  
Allentown, PA 18109  
(610) 443-5000

#### **Pawtucket, Rhode Island**

Hampton Inn  
2 George Street  
Pawtucket, RI 02860  
(401) 723-6700

#### **Rochester, New York**

Holiday Inn Rochester Downtown  
70 State St.  
Rochester, NY 14614  
(585) 546-3450

#### **Scranton, Pennsylvania**

Hilton Scranton & Conference Center  
100 Adams Avenue  
Scranton, PA 18503  
(570) 343-3000

#### **Syracuse, New York**

Embassy Suites-Destiny USA  
311 Hiawatha blvd  
Syracuse, NY 13203  
(315) 303-1650

### **IL SOUTH DIVISION**

#### **Charlotte, North Carolina**

Doubletree by Hilton Charlotte  
895 West Trade St.  
Charlotte, NC 28202  
(704) 347-0070

#### **Durham, North Carolina**

Hilton Durham  
3800 Hillsborough Rd.  
Durham, NC 27705  
(919) 383-8033

#### **Gwinnett, Georgia**

Fairfield Inn & Suites by Marriott  
1355 Mall of Georgia Blvd  
Buford, Georgia 30519  
(678)714-0248

#### **Norfolk, Virginia**

Sheraton Norfolk Waterside  
777 Waterside Dr.  
Norfolk, VA 23510  
(757) 622-6664

### **IL WEST DIVISION**

#### **Columbus, Ohio**

Crowne Plaza Holiday Inn  
33 E. Nationwide Blvd. 1  
Columbus, OH 43215  
(614) 461-4100

#### **Indianapolis, Indiana**

Comfort Suites Downtown  
515 South West St.  
Indianapolis, IN 46225  
Ph: (317) 631-9000

#### **Louisville, Kentucky**

SpringHill Suites Louisville Downtown  
132 E. Jefferson Street  
Louisville, KY 40202  
(502) 569-7373

#### **Toledo, Ohio**

Park Inn by Radisson  
101 North Summit St.  
Toledo, OH 43604  
(419) 241-3000



## 2018 BUFFALO BISON'S TICKET PRICES

<u>Single-Game</u>	<u>Sat.-Thur.</u>	<u>fridaynightbash!®</u>	<u>Ticket Packages</u>	<u>Price</u>
Green Seat	\$16.00	\$16.00	Season Tickets	\$565/\$525
Red Seat	\$15.00	\$16.00	12-Ticket Flex Pack	\$135
General Admission	\$13.00	\$14.00	12-Ticket Pick-A-Pack	\$135
GA Youth & Senior	\$10.00	\$11.00	Family 4-Pack	\$79

\*All tickets are \$2.00 OFF if purchased in advance of game day.

Bisons tickets are available for purchase at the Coca-Cola Field Box Office, by calling THE-HERD (716) 843-4373 or by going online at Bisons.com.

