

IAN
ANDERSON

CRISTIAN
PACHE




2021 **MEDIA GUIDE**



TRIPLE-A AFFILIATE OF THE ATLANTA BRAVES



PHIL NIEKRO
1939 — 2020



DON SUTTON
1945 — 2021



HENRY AARON
1934 — 2021

TABLE OF CONTENTS

TEAM INFORMATION

Front Office Staff	2-3
The Story Behind the Stripers	4
Stripers Celebrities	5
Coolray Field	6-9
Broadcast Information	10
Media Information	11
Xolos de Gwinnett	12
Coolray Field Map	176
2021 Schedule	Back Cover

2021 COACHES AND POTENTIAL PLAYERS

Manager Matt Tuiasosopo	12
Pitching Coach Mike Maroth	13
Hitting Coach Carlos Mendez	14
Coach Wigberto Nevarez	15
Certified Athletic Trainer T.J. Saunders	16
Strength Coach Paul Howey	16
Potential Players	18-106

2019 IN REVIEW

Final Standings & Leaders	108-110
Final Gwinnett Statistics	111-112
Season Highs & Lows: Team	113
Season Highs & Lows: Individual	114
Record & Monthly Breakdown	115
Team Hitting & Pitching Breakdown	116-117
Transactions	119-120
Game-by-Game Results	121-123
Award Winners	123
Postseason Results & Statistics	124

TEAM HISTORY

Atlanta Crackers	126
Richmond Braves	127
Gwinnett Braves/Stripers	128
First & Last Time it Happened	129
Single-Game & Individual Records	130-132
Single-Season Highs & Lows	133
Single-Season Top 10's	134-135
Individual Career Leaders	136-137
Year-by-Year Hitting	138-139
Year-by-Year Pitching	139-141
Year-by-Year Fielding	141-142
Opening Day Lineups	142-144
All-Time Roster	144-147
All-Time Managers & Coaches	147
Award Winners	148-150
Hall-of-Famers	151
Retired Numbers	151
From Gwinnett to "The Show"	152

ATLANTA BRAVES ORGANIZATION

Executives & Baseball Operations Staff	154
Atlanta Braves	155-157
Minor League Affiliates	158-159
2019 System Recap	160
Draft Results	161
Ranking the Braves Organization	162

TRIPLE-A EAST

League Overview	164-165
Gwinnett vs. League Opponents	165
Teams	166-175

MEDIA GUIDE PRODUCTION STAFF

Managing Editor	Dave Lezotte
Research	Dave Lezotte, Collin Perry
Front/Back Cover Design	Nick Gosen

Entire contents © 2021 Gwinnett Stripers Baseball Club.
All Rights Reserved. The Official Media Guide of the 2021 Gwinnett
Stripers is printed under permission of Gwinnett Stripers Baseball Club.
Reproduction in part or whole in any form without the express written
permission of the Gwinnett Stripers Baseball Club is strictly prohibited.


GWINNETT STRIPERS - TRIPLE-A AFFILIATE OF THE ATLANTA BRAVES SINCE 2009

Telephone (Main Directory)	678.277.0300
Telephone (Tickets)	678.277.0340
Fax	678.277.0338
Web Site	www.gostripers.com
E-Mail	stripersinfo@braves.com
Mailing Address	P.O. Box 490310, Lawrenceville, GA 30049
Shipping/GPS Address	2500 Buford Drive, Lawrenceville, GA 30043

STRIPERS ON SOCIAL MEDIA

Twitter	@GoStripers
Facebook	Facebook.com/GoStripers
Instagram	@GoStripers
YouTube	YouTube.com/GwinnettStripers
Chopper the Groundhog on Twitter, Instagram, TikTok	@StripersMascot

FRONT OFFICE STAFF

Vice President & General Manager	Adam English	adam.english@braves.com
Assistant General Manager	Erin O'Donnell	erin.odonnell@braves.com
Office Manager	Tyra Williams	tyra.williams@braves.com
Corporate Partnerships Account Executive	Robbie Burnstein	robbie.burnstein@braves.com
Partnership Services Coordinator	Hannah Craig	hannah.craig@braves.com
Director of Ticket Sales	Peter Billups	peter.billups@braves.com
Ticket Operations Coordinator	Jimmy Pembroke	james.pembroke@braves.com
Account Executive	Jordan Bradford	jordan.bradford@braves.com
Account Executive	Zack Mandelblatt	zachary.mandelblatt@braves.com
Account Executive	Carlos Ortiz	carlos.ortiz@braves.com
Account Executive	Dylan Powers	dylan.powers@braves.com
Account Executive	Taylor Roach	taylor.roach@braves.com
Media Relations Manager & Broadcaster	Dave Lezotte	dave.lezotte@braves.com
Creative Services Manager	Nick Gosen	nick.gosen@braves.com
Director of Fun	Nino Dandan	nino.dandan@braves.com
Promotions Coordinator	Kyle Kamerbeek	kyle.kamerbeek@braves.com
Community Relations and Mascot Coordinator	Eric Topolewski	eric.topolewski@braves.com
Director of Stadium Operations	Ryan Stoltenberg	ryan.stoltenberg@braves.com
Stadium Operations Coordinator	Rick Fultz	rick.fultz@braves.com
Facilities Engineer	Gary Hoopaugh	gary.hoopaugh@braves.com
Sports Turf Manager	McClain Murphy	mcclain.murphy@braves.com
Sports Turf Assistant	Kiley Coursey	kiley.coursey@braves.com
Team Store Coordinator	Malik Perkins	malik.perkins@braves.com
Home Clubhouse Manager	Nick Dixon	nick.dixon@braves.com

2021 TRAINEES

Ticketing Trainee	Richard Moseley	richard.moseley@braves.com
Media Relations Trainee	Collin Perry	collin.perry@braves.com
Digital Marketing Trainee	Griffin Westbrook	griffin.westbrook@braves.com
Graphic Design & Video Production Trainee	Jack Ozmer	jack.ozmer@braves.com
Stadium Operations Trainee	Avery Kesler	avery.kesler@braves.com

PROFESSIONAL SPORTS CATERING

Director of Operations	Chiara Perkins	cperkins@prosports catering.com
Executive Chef	Jamerius Sims	



ADAM ENGLISH - VICE PRESIDENT & GENERAL MANAGER

Adam enters his third season as the Vice President & General Manager for the Gwinnett Stripers in 2021. He was named to the position in November of 2018. This year will be his 17th in professional baseball.

English joined the Stripers following six seasons leading the ticket sales department for the Sacramento River Cats (Triple-A, San Francisco Giants). Hired as Sacramento's Director of Ticket Sales in 2013, he advanced to Senior Director of Ticket Sales and Service in 2015 and spent the last two seasons as the Vice President of Ticket Sales and Service.

During his tenure, the River Cats drew 3,598,210 fans to Raley Field for an average of 8,466 per game. Sacramento ranked in the top five in Pacific Coast League in attendance in each of his six seasons, and led the 16-team circuit in total attendance in 2013, 2014 and 2015. In 2016, the River Cats were named by Forbes as the most valuable franchise in Minor League Baseball.

The Lexington, Ky. Native has also spent three seasons as the Director of Ticket Sales (2010-11) and Assistant General Manager (2011-13) for the Lexington Legends (Class-A, Kansas City Royals) and four seasons as a Ticket Sales Manager for Ripken Baseball (2006-10). He holds a Bachelor of Business Administration degree from Transylvania University in Lexington.

Adam and his wife Kerstin have one son, Truett.



Pictured: Adam English (left) and Chip Moore (right), Atlanta Braves Executive Vice President of Minor League Affiliates & Strategic Planning.



ERIN O'DONNELL - ASSISTANT GENERAL MANAGER

Erin enters her third season as the Assistant General Manager for the Stripers in 2021. She joined the club in December 2018 and is responsible for overseeing all advertising, sponsorship implementation, ballpark entertainment, digital and social media, media relations, community relations, and merchandise.

With 14 years of Minor League Baseball experience, Erin previously spent one season with the Birmingham Barons (Double-A, Chicago White Sox), three seasons with the Sacramento River Cats (Triple-A, San Francisco Giants), five seasons with the Memphis Redbirds (Triple-A, St. Louis Cardinals), two seasons with the Northwest Arkansas Naturals (Double-A, Kansas City Royals) and two seasons in her native Corpus Christi with the Hooks (Double-A, Houston Astros).

Erin graduated from Trinity University in San Antonio with degrees in both Business Administration (Marketing) and Communications, and with minors in Communication Management and History.

Erin also serves as the VP of Communications for the Junior League of Gwinnett & North Fulton Counties, as a Lector at Mary Our Queen Catholic Church, and on the Atlanta Braves Diversity, Equity, & Inclusion Committee. She resides with her husband, Corey, and their hound dog, Ike (Eisenhower) in Peachtree Corners.

THE STORY BEHIND THE STRIPERS



Pictured: Mike Soroka delivers a pitch during Gwinnett's first home game as the Stripers on April 12, 2018 vs. Rochester. (Karl L. Moore)

On December 8, 2017, the Gwinnett Baseball Club unveiled its new name, logos and uniforms to the public. Following nine seasons as the Gwinnett Braves, the Triple-A International League team announced it would now be known as the Gwinnett Stripers.

The Stripers are the very first unique team identity for an Atlanta Braves-owned Minor League Baseball franchise. The name honors the outdoor traditions of Gwinnett County, including year-round striped bass fishing on nearby Lake Lanier.

The Stripers name was chosen following a six-month creative process that included input from the Atlanta Braves, sports marketing firm Brandiose, and submissions from the fans. A total of 4,024 submissions and over 900 different names were sent in by fans during a "Name the Team" contest in May 2017, and a selection committee narrowed the entries down to six finalists in July 2017: Big Mouths, Buttons, Gobblers, Hush Puppies, Lambchops and Sweet Teas.

With help from a public online vote, the selection committee initially decided on Big Mouths. In the process of developing the logos and uniforms, however, it was determined that the Big Mouths moniker was not fitting with the ultimate vision of the team. Further discussion and development resulted in a change to the Stripers, a name that was included in the fan submissions but was not one of the six finalists.

With Big Mouths and Stripers both considered winners of the "Name the Team" contest, and each name submitted by multiple fans, the team randomly selected one fan from each group to receive two 2018 season tickets. Patrick Kelly of Decatur, GA (Big Mouths) and Jay Andrews of Sugar Hill, GA (Stripers) were each selected.

The Stripers logos are both fresh and traditional, featuring the team's new main color of "Striper Green" paired alongside the familiar Braves Navy and Red. The Stripers are the first professional sports team to use this color combination.

HOME CAP LOGO



ROAD CAP LOGO



ALTERNATE CAP LOGO





CHOPPER THE GROUNDHOG - MASCOT

Birthdate: September 15, 2008	Birthplace: Gwinnett County, GA
Height: 6-8	Weight: 21,000 wood chips
Bats: Switch	Throws: Far
Favorite Song: "All-Star" by Smash Mouth	
Favorite Movie: <i>Groundhog Day</i>	
Favorite Food: All of it	
Special Skills: Hot dog eating contests, water balloon fights, chucking wood	

Chopper is a descendant of the famed groundhog General Beauregard Lee, Georgia's foremost weather prognosticator. He is a loyal and mischievous groundhog with a love for baseball, food, and Gwinnett. He is protective of his friends and family but always ready to have fun. He never backs down from a challenge and is always happy to lend a hand. Chopper can be found cheering on the Stripers at Coolray Field, making appearances around Georgia, making Tik Toks, and taking naps in the dugout. He loves messing with his friends, throwing down on the dance floor, taking pictures with fans, and eating popcorn. Chopper aspires to one day host his own food show.

Follow Chopper on Instagram, Twitter, and Tik Tok @stripersmascot



THE FRIDGE - IN-GAME RACER & ENTERTAINER

Standing 6-2 and weighing a whopping 300 pounds, The Fridge has been racing fans around the warning track at Coolray Field since 2019.

Known for his cunning speed developed from playing Quidditch at George Mason University (Fairfax, Va.), The Fridge has become a fan favorite as he "hustles" his opponents. They think he's a slow, lumbering fat man, but once they pass him, The Fridge turns on the jets and makes them regret ever starting the race.

In 2019, The Fridge won two different prestigious accolades from Minor League Baseball: the Golden Bobblehead Award for "Best In-Game Promotion or Event" and a MiLBY Award for "Best In-Game Fun."

The Fridge can be seen at all Friday and Saturday games at Coolray Field as he looks to become the ~~fattest~~ fastest man in the game.



COOLRAY FIELD



Originally known as Gwinnett Stadium, Coolray Field has been the home of the Gwinnett Braves/Stripers since the start of the 2009 season. The state-of-the-art facility was completed in a mere nine months following its groundbreaking ceremony in June 2008. The Gwinnett Braves welcomed a sellout crowd of 10,427 for the first game in the stadium's history, April 17, 2009 vs. the Norfolk Tides.

Renamed "Coolray Field" thanks to a partnership with Coolray Heating & Cooling in 2010, the ballpark is known for combining the amenities of a Major League stadium alongside the family-friendly conveniences and up-close action of a Minor League stadium.

The Home Plate Club and 18 Luxury Suites offer a first-class experience each and every night, while chairback seating complete with cupholders throughout the stadium ensures that every seat is truly the best in the house. Coolray Field can entertain large groups in several areas, including "The Cove" (1st Base Picnic Area), the "1st Base Dock" and "3rd Base Dock" (Party Decks), the "Left Field Landing" and the "Team of the Night/Birthday Zone." A 50-foot-by-40-foot video board in right-center field and a 6-foot-by-42-foot auxiliary board along the left-field wall keep fans informed and entertained throughout the game.

For a Stadium Map and full A-to-Z guide on all Coolray Field policies and procedures, visit GoStripers.com.

COOLRAY FIELD FACTS

Stadium Capacity	10,427
All-Time Regular-Season Baseball Attendance (through 2019)	3,181,670
All-Time Regular-Season Baseball Openings (through 2019)	758
Home to Left	335 ft.
Home to Left-Center	375 ft.
Home to Center	400 ft.
Home to Right-Center	375 ft.
Home to Right	335 ft.

COOLRAY FIELD FIRSTS

First Game	April 17, 2009 (Norfolk 7, Gwinnett 4)
First Win	April 20, 2009 (Gwinnett 5, Durham 2)
First Pitch	Charlie Morton (GWN) to Justin Christian (NOR)
First Hit	Matt Wieters (NOR, 1st inning, 4/17/09)
First Run	Steve Torrealba (NOR, 1st inning, 4/17/09)
First RBI	Nolan Reimold (NOR, 1st inning, 4/17/09)
First Home Run	Barbaro Canizares (GWN, 5th inning, 4/17/09)
First Stolen Base	Justin Christian (NOR, 3rd inning, 4/17/09)
First Gwinnett Starting Pitcher	Charlie Morton (4/17/09)
First Gwinnett Relief Pitcher	Jerome Gamble (4/17/09)
First Gwinnett Winning Pitcher	Kris Medlen (4/20/09)
First Gwinnett Batter	Gregor Blanco (4/17/09)
First Gwinnett Hit	Brandon Jones (1st inning double, 4/17/09)
First Gwinnett Run	Gregor Blanco (5th inning, 4/17/09)
First Gwinnett RBI	Brandon Jones (5th inning double, 4/17/09)
First Gwinnett Stolen Base	Wes Timmons (1st inning, 4/19/09)
First Postseason Game	September 9, 2009 (Scranton/WB 3, Gwinnett 0)
First Postseason Win	September 9, 2016 (Gwinnett 11, Columbus 1)

TOP 15 ATTENDANCES IN COOLRAY FIELD HISTORY

	DATE	ATT.
1.	4/3/12 (EXHIB)*	10,568
2.	4/17/09 vs. NOR	10,427
3.	7/4/09 vs. NOR	10,427
4.	7/4/11 vs. DUR	10,226
5.	7/25/09 vs. LHV	10,151
6.	7/4/14 vs. DUR	10,145
7.	8/15/09 vs. PAW	10,099
8.	8/22/09 vs. CHA	10,046
9.	8/30/13 vs. DUR	10,017
10.	4/18/09 vs. NOR	10,013
11.	4/25/09 vs. CHA	10,002
12.	7/4/17 vs. NOR	9,992
13.	7/4/18 vs. NOR	9,972
14.	8/27/11 vs. NOR	9,887
15.	7/4/15 vs. CHA	9,788

*Atlanta Braves All-Stars vs. Future Stars Exhibition Game

COOLRAY FIELD GROUND RULES

1. Any ball that hits above the yellow line at the top of the outfield fence will be considered a home run.
2. The tarp resting on the first base warning track is in play unless a ball becomes lodged between the tarp and the stadium wall. At that point, the ball will be considered dead.
3. Any ball batted or thrown into either dugout will be considered dead.
4. All other official baseball rules apply.

COOLRAY FIELD



THE MAGNOLIA TREE

Coolray Field features a unique homage to the history of Minor League Baseball in Atlanta. A Magnolia Tree (pictured left), planted prior to the park's opening in 2009, stands next to the center field concession stand behind the batter's eye.

The tree continues a tradition started by the Atlanta Crackers — Atlanta's first professional baseball team — in 1924. The team's home, Spiller Field (later renamed Ponce de Leon Park) was constructed around a Magnolia Tree that remained in the outfield. The tree stood in playable ground (balls landing in the tree remained in play) until the outfield wall was moved in roughly 50 feet in 1947.



THE VIEWS AT COOLRAY FIELD (RIGHT FIELD)

Completed in 2015, The Views at Coolray Field is a luxury apartment complex featuring one and two-bedroom units with balconies providing fantastic views of the ballpark. Residents can also watch the game outdoors at the infinity pool.

For more information, visit theviewsatcoolray.com.



THE FIELDHOUSE (LEFT FIELD)

Slated for completion in Summer 2021, The Fieldhouse is a "live, work, play" development featuring stylish studio, one, and two-bedroom apartments, plus office, retail and restaurant space. Amenities will include a club game room, rooftop lounge, two viewing platforms overlooking the stadium, expansive pool deck with views of the field, yoga studio, fitness center, private offices, and more.

For more information, visit thefieldhouseapts.com.



RECORD ATTENDANCE SET AT FUTURE STARS GAME

For the first time ever, Coolray Field hosted the Atlanta Braves Major League club in an exhibition game on April 3, 2012. The "Braves All-Stars vs. Future Stars Game" showcased the big league club against a group of organizational stars headed by Hall of Fame manager Bobby Cox (pictured below).

A rain-shortened eight-inning game saw the Braves clip the prospects 4-3 in front of a Coolray Field record crowd of 10,568. Among the highlights of the game were a towering solo home run by Dan Uggla and a game-winning pinch-hit RBI double by Duluth, GA's own Brian McCann (pictured left).



GWINNETT STRIPERS ON THE AIR

New for 2021, all Stripers games air live on **MyCountry993.com**, the streaming home of My Country 99.3 WCON-FM. Live broadcasts are also available via the My Country Mobile App, Amazon Alexa, Google Home, and TuneIn App.

Live video streams of each Stripers game, home and road, can be viewed via paid subscription to **MILB.TV**.



MILB.TV

ALL-TIME GWINNETT BROADCAST AFFILIATES

RADIO

2009-13550 AM & 102.9 FM WDUN
2014.....WDUN.com (Streaming)
2015-1997.7 FM The Other Side of the River
2021-CurrentMyCountry993.com (Streaming)

TELEVISION

2009-13Comcast Sports South
2014.....MeTV (WSB-TV)



DAVE LEZOTTE - MEDIA RELATIONS MANAGER/BROADCASTER

Dave enters his 10th season with the Gwinnett Stripers in 2021, his first as the lead "Voice of the Stripers." He has been the team's Media Relations Manager since joining the club in November 2011, and previously served as the No. 2 broadcaster behind Tony Schiavone from 2013-19.

On the air with Gwinnett, Dave has called the club's playoff-clinching wins and resulting Governors' Cup Playoff runs in both 2016 and 2019. He also served as the color analyst during Gwinnett television broadcasts from 2013-14.

Prior to joining Gwinnett, he spent six years as the Director of Broadcasting and Media Relations for the Clinton LumberKings (Class-A, Texas Rangers/Seattle Mariners) from 2006-11. While there, he handled play-by-play for the 2009 Midwest League All-Star Game and the 2010 Midwest League Championship Series.

Dave's baseball career spans 20 seasons dating back to 2000, when he got his start as a member of the Milwaukee Brewers Grounds Crew. He went on to work parts of eight seasons at Milwaukee County Stadium (2000) and Miller Park (2001-07), eventually moving up to the press box as the research intern for Brewers Baseball on Fox Sports North (2003-05). He briefly rejoined the Brewers as a Ticket Sales Representative in the fall of 2007.

A native of Oak Creek, Wis., Dave is a 2005 graduate of the University of Wisconsin-Oshkosh. He now resides in Dacula, Ga. with wife Jane and daughter Coralie.

ALL-TIME GWINNETT RADIO BROADCASTERS

LEAD PLAY-BY-PLAY

2009-19 Tony Schiavone
2021-Current Dave Lezotte

NO. 2 BROADCASTERS & ANALYSTS

2009-12 Judd Hickinbotham
2013-19 Dave Lezotte
2015-18 Nick Green

ALL-TIME GWINNETT TELEVISION BROADCASTERS

PLAY-BY-PLAY

2009.....Josh Caray
2010-14 Mike Morgan
2014 (Select Games).....Van Earl Wright

ANALYSTS

2009-12 Brian Jordan
2013-14 Dave Lezotte

MEDIA CENTER

All media regulations (subject to change throughout the season) and day-of-game information (stat packs, game notes, etc.) will be available at GoStripers.com/media.

For all Media Inquiries, call 678-277-0320 or email dave.lezotte@braves.com.

GWINNETT STRIPERS PRE-GAME SCHEDULE*

	12:05 PM Game [^]	1:05 PM Game [^]	6:05 PM Game	7:05 PM Game
Stripers Batting:	Until 10:15 AM	Until 11:15 AM	Until 4:15 PM	Until 5:15 PM
Visitors Batting:	10:15-11:00	11:15-12:00	4:15-5:00	5:15-6:00
Visitors Infield:	11:05-11:20	12:05-12:20	5:05-5:20	6:05-6:20
Field Prep:	11:20-12:00	12:20-1:00	5:20-6:00	6:20-7:00

***ALL TIMES SUBJECT TO CHANGE**

[^]Both teams do not typically take Batting Practice prior to 12:05 PM and 1:05 PM games

LOCAL MEDIA OUTLETS

NEWSPAPERS

Gwinnett Daily Post
Sports Editor: Will Hammock
725 Old Norcross Road
Lawrenceville, GA 30045
Phone: 770-963-9205
Web: gwinnettdailypost.com
Twitter: @GDPsports

Atlanta Journal Constitution
Sports Editor: Chris Vivlamore
223 Perimeter Center Pkwy
Atlanta, GA 30346
Phone: 404-526-7003
Web: ajc.com
Twitter: @AJCsports

RADIO

My Country 99.3 WCON-FM
Habersham Broadcasting Co.
540 North Main Street
Cornelia, GA 30531
Phone: 706-778-2241
Web: habershambroadcasting.com
Twitter: @MyCountry993

Sports Radio 680 The Fan
800 Battery Avenue SE #400
Atlanta, GA 30339
Phone: 404-995-5554
Web: 680thefan.com
Twitter: @680_The_Fan

92.9 The Game
1201 Peachtree Street #800
Atlanta, GA 30361
Phone: 404-898-8900
Web: atlanta.cbsslocal.com/category/sports
Twitter: @929TheGame

TELEVISION

WAGA-TV FOX 5 Atlanta (FOX)
1551 Briarcliff Road NE
Atlanta, GA 30306
Phone: 404-898-0100
Web: fox5atlanta.com
Twitter: FOX5Sports

WSB-TV Atlanta (ABC)
1601 West Peachtree St. NE
Atlanta, GA 30309
Phone: 404-897-7000
Web: wsbtv.com
Twitter: @WSBTVsports

WXIA-TV 11Alive Atlanta (NBC)
One Monroe Place NE
Atlanta, GA 30324
Phone: 404-892-1611
Web: 11alive.com
Twitter: @11AliveSports

WGCL-TV CBS 46 Atlanta (CBS)
425 14th Street NW
Atlanta, GA 30318
Phone: 404-327-3200
Web: cbs46.com
Twitter: @CBS46Sports

WKTB-CD Telemundo Atlanta
4675 River Green Parkway
Duluth, GA 30096
Phone: 770-497-0076
Web: telemundoatlanta.com
Twitter: @telemundoatl

WUVG-TV Univision Atlanta
3350 Peachtree Road, Suite 1250
Atlanta, GA 30326
Phone: 404-926-2300
Web: univision.com/local/atlanta-wuvg
Twitter: @univision34ATL

XOLOS DE GWINNETT



Pictured: Huascar Ynoa pitches during the first-ever Xolos de Gwinnett game on May 23, 2019 (Matthew Caldwell).

For the second season, the Gwinnett Stripers will transform into the Xolos de Gwinnett as part of Minor League Baseball's Copa de la Diversión initiative. "Copa de la Diversión" is a season-long event series specifically designed to embrace the culture and values that resonate most with participating teams' local U.S. Hispanic/Latino communities.

Gwinnett County is home to a thriving Hispanic community of nearly 200,000, the majority of which are of Mexican descent. Our Copa de la Diversión identity launched in 2019 honors an icon of Mexican culture, the Xolo, or Mexican hairless dog.

Xolos (pronounced "SHO-lows"), short for Xoloitzcuintli, are the National Dog of Mexico. The breed has existed for over 3,000 years, dating back to the Aztec empire when they were revered as guardians and protectors. Modern-day Xolos are known for intelligence, loyalty, and athleticism, traits that our team personifies every game at Coolray Field.

For more information, visit

XOLOSDEGWINNETT.COM



2021 XOLOS DE GWINNETT DATES

Gwinnett will play as the Xolos every Thursday night this season (10 games):

May 13 vs. LOU	July 22 vs. NAS
May 27 vs. MEM	August 5 vs. CLT
June 3 vs. JAX	August 12 vs. DUR
June 17 vs. NAS	Sept. 2 vs. MEM
July 8 vs. NAS	Sept. 16 vs. NAS



STRIPERS FIELD STAFF

Former Gwinnett outfielder and first baseman Matt Tuiasosopo will be the first former Gwinnett player to manage the club in 2021. At age 34, he is the youngest manager in Stripers history.

Photo: Karl L. Moore



MATT TUIASOSOPO - MANAGER

27

B/T: Right / Right

BORN: May 10, 1986 in Bellevue, WA (Opening Day Age: 34)

RESIDES: Cumming, GA

SEASON WITH STRIPERS: 1st (Since 2021)

SEASON WITH BRAVES ORGANIZATION: 3rd (Since 2019)

MANAGERIAL SEASON: 2nd (Since 2019)

TUIASOSOPO'S CAREER HIGHLIGHTS

- **In 2021:** Enters his first year as Gwinnett manager and third year coaching in the Atlanta Braves organization ... Named the seventh manager in Gwinnett history on 3/30/21 ... He is the first former Gwinnett player to manage the club, having played outfield and first base for the G-Braves from 2016-17 ... At age 34, is the youngest manager in Gwinnett history (previous youngest was Dave Brundage, age 44 in 2009).
- **In 2020:** Was set to manage Class-A Rome for a second straight year, but the season was cancelled by the COVID-19 pandemic ... Assigned to the coaching staff for the Atlanta Braves Alternate Training Site at Coolray Field and served under Field Coordinator Doug Mansolino from July through September ... Remained on the coaching staff for the Braves Instructional League at Coolray Field in October.
- **In 2019:** Made his coaching and managerial debut with Class-A Rome, earning Atlanta's Bobby Cox Award for top manager in the Braves minor league system ... Led the R-Braves to a 65-74 record and a fifth-place finish in the South Atlantic League Southern Division.
- **Playing Career:** Selected by Seattle in the third round (93rd overall) out of Woodinville High School (WA) in 2004, he went on to play 14 professional seasons in the Mariners (2004-11), New York Mets (2012), Detroit Tigers (2013), Toronto Blue Jays (2014), Chicago White Sox (2014-15), and Atlanta Braves (2016-17) organizations ... Spent one season with New Britain of the independent Atlantic League in 2018 before retiring.
- **With Gwinnett:** As a member of the G-Braves from 2016-17, batted .221 with 27 doubles, one triple, 19 home runs, 84 runs, and 73 RBI in 178 games ... Was a member of Gwinnett's IL South Division championship club in 2016 and played in three playoff games (.000, 0-for-11, 2 R) ... Made the lone pitching appearance of his career on 7/20/17 vs. Indianapolis (1.0 IP, 0 H, 0 R, 1 BB, 2 SO) ... Earned the G-Braves' Community Service Award for 2017.
- **MLB Career:** Played 155 games over five seasons with Seattle (2008-10), Detroit (2013), and Atlanta (2016), batting .206 with 12 home runs and 45 RBIs ... Debuted with the Mariners on 9/5/08 vs. the New York Yankees and notched his first MLB hit (double off Andy Pettitte) ... Hit his first MLB home run on 9/27/09 at Toronto (solo, off Brian Tallet) ... Had a career-high five RBI with Detroit on 4/26/13 vs. Atlanta (2-for-4, 3-run HR off Anthony Varvaro).
- **MLB Accolades:** Midwest League Midseason and Postseason All-Star (2005) ... Southern League Midseason All-Star (2007) ... Arizona Fall League Player of the Week (11/5/07) ... *Baseball America* Triple-A All-Star (2008).
- **Personal:** Resides in Cumming, GA with wife Abi and their three sons Josiah, Haven, and Malaki ... Is the son of former NFL defensive lineman Manu Tuiasosopo, who was Seattle's first-round pick out of UCLA in 1979, played for both the Seahawks (1979-83) and San Francisco 49ers (1984-86) and won Super Bowl XIX ... Is the brother of former NFL quarterback Marques Tuiasosopo, who was Oakland's second-round pick out of Washington in 2001 and played for the Raiders (2001-06, 2008) and New York Jets (2007) before going into college coaching.

TUIASOSOPO'S MANAGERIAL CAREER

YEAR	CLUB	MLB ORG.	LEAGUE	RECORD	PCT.	FINISH
2019	Rome Braves (A)	Atlanta Braves	South Atlantic	65-74	.468	5th
2021	Gwinnett Stripers (AAA)	Atlanta Braves	Triple-A East	--	--	--
<i>*Playoff Appearance</i>				Overall Record:	65-74	.468

TUIASOSOPO'S PLAYING CAREER

YEAR	CLUB	AVG	G	AB	R	H	2B	3B	HR	RBI	BB	SO	SB	OBP	SLG
2004	AZL Mariners (Rk)	.412	20	68	18	28	5	2	4	12	13	14	1	.528	.721
	Everett (SS-A)	.248	29	101	18	25	6	1	2	14	10	36	4	.336	.386
2005	Wisconsin (A)	.276	107	409	72	113	21	3	6	45	44	96	8	.359	.386
2006	Inland Empire (Adv-A)	.306	59	232	31	71	14	0	1	34	14	58	5	.359	.379
	San Antonio (AA)	.185	62	216	16	40	4	0	1	10	20	64	2	.259	.218
2007	West Tenn (AA)	.260	129	446	74	116	27	5	9	57	76	113	4	.371	.404
2008	Tacoma (AAA)	.281	111	437	87	123	32	2	13	73	47	104	4	.364	.453
	SEATTLE (MLB)	.159	14	44	1	7	2	1	0	2	2	16	0	.213	.250
2009	AZL Mariners (Rk)	.407	9	27	9	11	0	0	1	3	4	6	0	.500	.519
	Tacoma (AAA)	.261	59	226	43	59	15	0	11	35	36	83	3	.368	.473
	SEATTLE (MLB)	.227	7	22	2	5	1	0	1	2	2	5	0	.280	.409
2010	Tacoma (AAA)	.252	38	143	26	36	6	0	5	21	32	35	2	.392	.399
	SEATTLE (MLB)	.173	50	127	12	22	5	0	4	11	9	49	0	.234	.307
2011	Tacoma (AAA)	.226	116	439	73	99	20	6	14	77	75	132	11	.341	.394
2012	Buffalo (AAA)	.242	131	418	47	101	14	0	12	57	51	117	3	.329	.361
2013	Toledo (AAA)	.400	2	5	3	2	1	0	0	0	2	2	0	.625	.600
	DETROIT (MLB)	.244	81	164	26	40	7	0	7	30	25	57	0	.351	.415
2014	Buffalo (AAA)	.206	59	214	17	44	8	0	2	18	25	64	1	.289	.271
	Charlotte (AAA)	.277	63	195	42	54	10	0	11	32	46	56	0	.424	.497
2015	Charlotte (AAA)	.230	103	356	50	82	21	1	18	52	57	123	3	.344	.447
2016	Gwinnett (AAA)	.246	64	211	33	52	17	0	11	28	32	71	0	.351	.483
	ATLANTA (MLB)	.000	3	3	0	0	0	0	0	0	0	1	0	.000	.000
2017	Gwinnett (AAA)	.207	114	363	51	75	10	1	8	45	55	139	1	.317	.306
Minor League Totals:		.251	1275	4506	710	1131	231	21	129	613	639	1313	52	.352	.397
Major League Totals:		.206	155	360	41	74	15	1	12	45	38	128	0	.288	.353



MIKE MAROTH - PITCHING COACH

46

B/T: Left / Left

BORN: August 17, 1977 in Orlando, FL (Opening Day Age: 53)

RESIDES: Winter Garden, FL

SEASON WITH STRIPERS: 2nd (Since 2019)

SEASON WITH BRAVES ORGANIZATION: 6th (Since 2016)

COACHING SEASON: 10th (Since 2012)

MAROTH'S CAREER HIGHLIGHTS


- **In 2021:** Enters his second season with Gwinnett ... Named the fifth pitching coach in team history on 1/2/19.
- **In 2020:** With the MiLB season cancelled, served as a pitching coach at the Braves Alternate Site in Gwinnett.
- **In 2019:** His Stripers pitching staff led the International League in ERA (4.29), WHIP (1.35), fewest runs allowed (641), fewest earned runs allowed (580), and fewest home runs allowed (134) ... Under his guidance, Bryse Wilson became the first Gwinnett pitcher to lead the IL in ERA (3.42) and WHIP (1.21), and Kyle Wright led the IL in wins (11).
- **Atlanta Career:** Joined the Braves organization in September 2015 ... Spent two seasons as the minor league pitching rehabilitation coordinator (2016-17) ... Served as Advanced-A Florida's pitching coach in 2018.
- **2018 with Florida:** Led a Fire Frogs staff that included six members of the Braves' preseason Top 30 prospects list as rated by MLB.com: Ian Anderson (5), Joey Wentz (10), Kyle Muller (12), Bryse Wilson (13), Tucker Davidson (23), and Thomas Burrows (28).
- **2012-15:** Prior to joining Atlanta, spent four seasons as a pitching coach in the Detroit Tigers system, including three years with Advanced-A Lakeland (2012-14) and one year with Triple-A Toledo (2015).
- **Professional Career:** Selected by the Boston Red Sox in the third round of the 1998 Amateur Draft out of the University of Central Florida ... Pitched for five different organizations during a 13-year career, including the Red Sox (1998-99), Detroit Tigers (1999-2007), St. Louis Cardinals (2007), Kansas City Royals (2008), and Minnesota Twins (2010).
- **MLB Career:** Had a six-year Major League career with the Tigers (2002-07) and Cardinals (2007), going 50-67 with a 5.05 ERA over 161 games (150 starts) ... Won a career-best 14 games with Detroit in 2015.
- **Winter League:** Pitched for Mayaguez of the Puerto Rican Winter League in the 2009-10 and 2010-11 off-seasons.
- **Personal:** Mike and his wife Brooke reside in Winter Garden, FL with their four children: Nolan, Tate, Kettie, and Cohen.

MAROTH'S COACHING CAREER

YEAR(S)	POSITION	CLUB	MLB ORG.	LEAGUE
2012-14	Pitching Coach	Lakeland Flying Tigers (Adv-A)	Detroit Tigers	Florida State
2015	Pitching Coach	Toledo Mud Hens (AAA)	Detroit Tigers	International
2016-17	Minor League Pitching Rehab Coordinator		Atlanta Braves	--
2018	Pitching Coach	Florida Fire Frogs (Adv-A)	Atlanta Braves	Florida State
2019-21	Pitching Coach	Gwinnett Stripers (AAA)	Atlanta Braves	International

MAROTH'S PLAYING CAREER

YEAR	CLUB	W-L	ERA	G	GS	CG	SHO	SV	IP	H	R	ER	HR	BB	SO
1998	GCL Red Sox (Rk)	1-1	0.00	4	2	0	0	0/0	12.2	9	3	0	0	2	14
	Lowell (SS-A)	2-3	2.90	6	6	0	0	0/0	31.0	22	13	10	1	13	34
1999	Sarasota (Adv-A)	11-6	4.04	20	19	0	0	0/0	111.1	124	65	50	3	35	64
	Lakeland (Adv-A)	2-1	3.24	3	3	0	0	0/0	16.2	18	7	6	1	7	11
	Jacksonville (AA)	1-2	4.79	4	4	0	0	0/0	20.2	27	15	11	2	7	10
2000	Jacksonville (AA)	9-14	3.94	27	26	2	1	0/0	164.1	176	79	72	14	58	85
2001	Toledo (AAA)	7-10	4.65	24	23	0	0	0/0	131.2	158	80	68	11	50	63
2002	Toledo (AAA)	8-1	2.82	11	11	1	0	0/0	73.1	53	25	23	7	22	51
	DETROIT (MLB)	6-10	4.48	21	21	0	0	0/0	128.2	136	68	64	7	36	58
2003	DETROIT (MLB)	9-21	5.73	33	33	1	0	0/0	193.1	231	131	123	34	50	87
2004	DETROIT (MLB)	11-13	4.31	33	33	2	1	0/0	217.0	244	112	104	25	59	108
2005	DETROIT (MLB)	14-14	4.74	34	34	0	0	0/0	209.0	235	123	110	30	51	115
2006	Toledo (AAA)	3-0	4.50	4	4	0	0	0/0	20.0	18	10	10	4	4	11
	DETROIT (MLB)	5-2	4.19	13	9	0	0	0/0	53.2	64	26	25	11	16	24
2007	DETROIT (MLB)	5-2	5.06	13	13	0	0	0/0	78.1	97	47	44	15	33	28
	Memphis (AAA)	1-0	8.31	2	1	0	0	0/0	4.1	5	4	4	1	3	4
	ST. LOUIS (MLB)	0-5	10.66	14	7	0	0	0/0	38.0	71	56	45	11	17	23
2008	Omaha (AAA)	0-2	12.91	3	3	0	0	0/0	7.2	12	12	11	3	5	4
2009	Did Not Play														
2010	Rochester (AAA)	0-2	1.64	3	3	0	0	0/0	11.0	12	8	2	2	3	11
	GCL Twins (Rk)	0-0	0.00	1	0	0	0	0/0	1.2	1	0	0	0	0	2
	Minor League Totals:	45-42	3.96	112	105	3	1	0/0	606.1	635	321	267	49	209	364
	Major League Totals:	50-67	5.05	161	150	3	1	0/0	918.0	1078	563	515	133	262	443



CARLOS MENDEZ - HITTING COACH

38

B/T: Right / Right

BORN: June 18, 1974 in Caracas, Venezuela (Opening Day Age: 46)

RESIDES: Wilmington, DE

SEASON WITH STRIPERS: 1st (Since 2021)

SEASON WITH BRAVES ORGANIZATION: 14th (Since 2008)

COACHING SEASON: 14th (Since 2008)

MENDEZ'S CAREER HIGHLIGHTS

- **In 2021:** Enters his first official season with Gwinnett and makes his Triple-A coaching debut.
- **In 2020:** Named the fifth hitting coach in Gwinnett history on 1/31/20, but did not serve in that capacity once the MiLB season was cancelled ... Served as a hitting coach at the Braves Alternate Site in Gwinnett.
- **In 2019:** In his second season as hitting coach with Double-A Mississippi, oversaw the development of 20-year-old outfielders Cristian Pache and Drew Waters, the top two Braves prospects according to MLB.com at season's end ... Under his guidance, Pache earned Southern League Postseason All-Star honors, while Waters won the Southern League batting title (.319) and became the first M-Braves player ever to win league Most Valuable Player ... Also worked with MLB.com Top 30 Braves Prospects William Contreras (No. 8), Braden Shewmake (No. 9), Greyson Jenista (No. 11), Trey Harris (No. 18), and C.J. Alexander (No. 19).
- **Coaching Career:** Has spent his entire 12-year coaching career in the Atlanta system, serving as a hitting coach with seven different clubs across four levels including rookie-level Danville (2008-10, 2014), Class-A Rome (2011-12), rookie-level GCL Braves (2013), Advanced-A Lynchburg (2014), Advanced-A Carolina (2015-16), Advanced-A Florida (2017), and Double-A Mississippi (2018-19).
- **Professional Career:** Signed as a non-drafted free agent by the Kansas City Royals in 1991, he batted .296 with 128 home runs and 825 RBI in 1,423 minor league games across 16 seasons as a first baseman and designated hitter with the Royals, Detroit Tigers, Oakland Athletics, Baltimore Orioles, and Braves organizations.
- **With Richmond:** Spent his last three seasons (2005-07) playing for Gwinnett's predecessor, the Richmond Braves ... In 2006, was selected as an International League Midseason All-Star after batting .304 (11 2B, 3 HR, 17 R, 37 RBI) in 66 first-half games ... Was part of Richmond's Governors Cup championship club in 2007, hitting .226 (1 2B, 1 HR, 1 R, 4 RBI) in nine playoff games ... Blasted a solo homer in the title-clinching game on 9/15 vs. Durham (2-for-4, 2 RBI).
- **MLB Career:** Made his Major League debut with Baltimore in 2003 and played 26 games over parts of four months with the Orioles, batting .222 with two doubles and five RBI.
- **Personal:** Carlos and his wife Courtney have two children, Carlos Jr. and Tatiana ... They reside in Wilmington, DE.

MENDEZ'S COACHING CAREER

YEAR(S)	POSITION	CLUB	MLB ORG.	LEAGUE
2008-10	Hitting Coach	Danville Braves (Rk)	Atlanta Braves	Appalachian
2011-12	Hitting Coach	Rome Braves (A)	Atlanta Braves	South Atlantic
2013	Hitting Coach	GCL Braves (Rk)	Atlanta Braves	Gulf Coast
2014	Hitting Coach	Danville Braves (Rk)	Atlanta Braves	Appalachian
2014	Hitting Coach	Lynchburg HillCats (Adv-A)	Atlanta Braves	Carolina
2015-16	Hitting Coach	Carolina Mudcats (Adv-A)	Atlanta Braves	Carolina
2017	Hitting Coach	Florida Fire Frogs (Adv-A)	Atlanta Braves	Florida State
2018-19	Hitting Coach	Mississippi Braves (AA)	Atlanta Braves	Southern
2020-21	Hitting Coach	Gwinnett Stripers (AAA)	Atlanta Braves	International

MENDEZ'S PLAYING CAREER

YEAR	CLUB	AVG	G	AB	R	H	2B	3B	HR	RBI	BB	SO	SB	OBP	SLG
1992	GCL Royals (Rk)	.305	49	200	34	61	16	1	3	33	8	13	2	.333	.440
1993	GCL Royals (Rk)	.313	50	163	18	51	10	0	4	27	4	15	6	.329	.448
1994	Rockford (A)	.355	104	363	45	129	26	2	5	51	13	50	0	.382	.479
1995	Wilmington (Adv-A)	.273	107	396	46	108	19	2	7	61	18	36	0	.301	.384
1996	Wilmington (Adv-A)	.293	109	406	40	119	25	3	4	59	22	39	3	.329	.399
1997	Wichita (AA)	.325	129	507	72	165	32	1	12	90	19	43	4	.346	.464
1998	Omaha (AAA)	.272	50	173	23	47	13	0	2	18	10	24	3	.312	.382
	Wichita (AA)	.319	52	207	37	66	14	0	9	39	7	20	4	.333	.517
1999	Omaha (AAA)	.280	84	293	38	82	25	0	10	37	6	32	4	.291	.468
2000	Toledo (AAA)	.289	100	374	49	108	21	0	19	72	12	37	0	.311	.497
2001	Toledo (AAA)	.246	102	398	45	98	27	1	18	76	9	53	0	.268	.455
2002	Sacramento (AAA)	.324	103	404	58	131	26	1	12	74	12	52	3	.348	.483
2003	BALTIMORE (MLB)	.222	26	45	3	10	2	0	0	5	0	12	0	.217	.267
	Ottawa (AAA)	.347	61	248	32	86	18	4	4	42	11	28	1	.375	.500
2004	Ottawa (AAA)	.256	80	305	29	78	17	1	4	37	10	30	2	.285	.357
	Aberdeen (SS-A)	.291	16	55	6	16	3	1	1	2	1	7	1	.304	.436
2005	Richmond (AAA)	.246	47	179	13	44	8	0	3	18	10	22	0	.285	.341
2006	Richmond (AAA)	.290	98	366	28	106	13	0	5	54	5	35	1	.299	.366
2007	Richmond (AAA)	.278	82	263	29	73	19	0	6	35	8	37	0	.303	.418
Minor League Totals:		.296	1423	5300	642	1568	332	17	128	825	185	573	34	.320	.437
Major League Totals:		.222	26	45	3	10	2	0	0	5	0	12	0	.217	.267



WIGBERTO NEVAREZ - COACH

25

B/T: Right / Right

BORN: July 17, 1991 in San Juan, Puerto Rico (Opening Day Age: 29)

RESIDES: Orlando, FL

SEASON WITH STRIPERS: 1st (Since 2021)

SEASON WITH BRAVES ORGANIZATION: 4th (Since 2018)

COACHING SEASON: 4th (Since 2018)

NEVAREZ'S CAREER HIGHLIGHTS

- **In 2021:** Enters his first season with Gwinnett and fourth season as a coach in the Braves organization ... Set to make his Triple-A coaching debut.
- **Coaching Career:** After retiring as a player, began his coaching career with the Gulf Coast League Braves in 2018 ... Joined Class-A Rome in 2019 ... Was set to return to Rome in 2020 before the MiLB season was cancelled ... Was on the coaching staff for the Braves Instructional League in October 2020 at Coolray Field.
- **Professional Career:** Selected by the Atlanta Braves in the 20th round of the 2014 June draft out of Lubbock Christian University (Lubbock, TX) ... Over four seasons from 2014-17, hit .192 with 19 doubles, six home runs, 31 runs, 50 RBI, and three stolen bases in 150 games ... Defensively, played catcher (.989 fielding percentage, 35.5% caught stealing percentage in 32 games), first base (.984 fielding percentage in 58 games), and third base (.000 fielding percentage in 3 games) ... Reached as high as Advanced-A Florida in 2017.
- **In the Postseason:** Was a member of Rome's South Atlantic League championship club in 2016, but did not play in the Postseason ... Only playoff experience came with Rookie-level Danville in 2014 (.000, 0-for-1 in 2 games).
- **Foreign Leagues:** In 2014-15, played for Santurce of the Puerto Rican Winter League (.222, 1 RBI in 5 games) ... In 2016, played for Melbourne of the Australian Baseball League (.162, 2 2B, 2 R, 1 RBI in 11 games).
- **Personal:** Wigberto and his wife Giovanna have one daughter, Gianna.

NEVAREZ'S COACHING CAREER

YEAR(S)	POSITION	CLUB	MLB ORG.	LEAGUE
2018	Coach	GCL Braves (Rk)	Atlanta Braves	Gulf Coast
2019-20	Coach	Rome Braves (A)	Atlanta Braves	South Atlantic
2021	Coach	Gwinnett Stripers (AAA)	Atlanta Braves	Triple-A East

NEVAREZ'S PLAYING CAREER

YEAR	CLUB	AVG	G	AB	R	H	2B	3B	HR	RBI	BB	SO	SB	OBP	SLG
2014	Danville Braves (Rk)	.224	23	67	6	15	2	0	2	9	6	14	1	.307	.343
	GCL Braves (Rk)	.308	10	26	3	8	2	0	0	3	1	5	0	.357	.385
2015	Rome (A)	.177	57	175	9	31	6	0	2	21	12	47	1	.237	.246
2016	Rome (A)	.164	44	134	6	22	7	0	1	12	11	43	0	.233	.239
2017	Florida (Adv-A)	.217	16	46	7	10	2	0	1	5	3	17	1	.280	.326
Minor League Totals:		.192	150	448	31	86	19	0	6	50	33	126	3	.258	.275

NEVAREZ



T.J. SAUNDERS - CERTIFIED ATHLETIC TRAINER

- **In 2021:** Enters his first season as Gwinnett's certified athletic trainer and fifth season in the Atlanta Braves organization.
- **In 2020:** Named Gwinnett's trainer on 1/31/20, but did not serve in that capacity once the MiLB season was cancelled ... Served as a trainer at the Braves Alternate Site in Gwinnett.
- **2017-19:** Served as Double-A Mississippi's trainer for three seasons and was named the Southern League Trainer of the Year in 2018.
- **2009-16:** Logged eight seasons as a trainer with the Detroit Tigers organization, including stints with the rookie-level GCL Tigers (2009), Short-A Connecticut (2010), Class-A West Michigan (2011-13), and Double-A Erie (2014-16) ... In 2015, he was named the Eastern League Trainer of the Year.
- **2002-09:** Began his professional baseball career in 2002 as a trainer with the Canton Coyotes of the independent Frontier League ... From 2003-07, he worked as a staff athletic trainer at the Appalachian Therapy Center in Knoxville, TN ... From 2007-09, he served as a graduate assistant athletic trainer at the University of Tennessee.
- **Personal:** Annapolis, MD native now resides in Lakeland, FL ... Received a bachelor's degree in sports medicine from Florida State University in 2001 and a master's degree in exercise physiology from the University of Tennessee in 2009 ... Is a certified athletic trainer and conditioning specialist, and has been a member of National Athletic Trainers Association since 2001 and National Strength & Conditioning Association since 2004 ... Is a member of the Southeast Athletic Trainers Association and Tennessee Athletic Trainers Society.



PAUL HOWEY - STRENGTH & CONDITIONING COACH

- **In 2021:** Enters his second season as Gwinnett's strength and conditioning coach and fourth season in the Atlanta Braves organization.
- **In 2020:** Following the cancellation of the MiLB season, served as a strength and conditioning coach at the Braves Alternate Site in Gwinnett.
- **2018:** Named the Southern League Strength Coach of the Year in his lone season with Double-A Mississippi.
- **2015-17:** Served as the strength coach with the Clinton LumberKings (Class-A, Seattle Mariners) for three seasons, his first in affiliated baseball.
- **Personal:** Earned a bachelor's degree in exercise science from Abilene Christian University in 2004, where he played college baseball ... Received his master's degree in exercise science from California University of Pennsylvania ... Is also a licensed massage therapist ... His wife Liz is currently a medical student at A.T. Still University of Osteopathic Medicine in Phoenix, AZ ... Paul and Liz reside in Searcy, AR.



POTENTIAL PLAYERS

22-year-old outfielder Drew Waters entered 2021 ranked the Braves' No. 3 prospect and the No. 35 prospect in baseball by MLB.com. Waters made his Triple-A debut with the Strippers in 2019.

Photo: Joe Territo, Rochester Red Wings



C.J. ALEXANDER

INF**B/T:** Left / Right**HT/WT:** 6-5 / 215**BORN:** July 17, 1996 in Merrillville, IN**OPENING DAY AGE:** 24**PRO SEASON:** 3rd**MLB DEBUT:** None**MLB SERVICE:** 0.000**ACQUIRED:** Selected by the Braves in the 20th round of the 2018 June draft out of State College of Florida (Bradenton, FL).

CAREER HITTING STATS

YEAR	CLUB	AVG	G	AB	R	H	2B	3B	HR	RBI	BB	SO	SB	OBP	SLG
2018	GCL Braves (Rk)	.412	9	34	6	14	0	2	1	8	6	4	0	.500	.618
	Florida (Adv-A)	.325	21	80	5	26	5	1	1	7	8	17	3	.386	.450
	Danville (Rk)	.354	22	82	10	29	3	4	0	12	13	21	1	.439	.488
2019	Florida (Adv-A)	.133	19	60	4	8	1	0	0	1	14	18	3	.297	.150
	Mississippi (AA)	.103	24	68	6	7	1	0	2	7	8	25	0	.195	.206
Minor League Totals:		.259	95	324	31	84	10	7	4	35	49	85	7	.355	.370

2021 PROSPECT RANKINGS (MLB.COM)

Braves Org: **#23**Top 100 List: **NR**

2021 PROSPECT RANKINGS (BASEBALL AMERICA)

Braves Org: **NR**Top 100 List: **NR**

2020 SEASON

Prospecting: Entered the 2020 season ranked the Braves' No. 19 prospect by MLB.com.**Did Not Play:** Was not included on the Braves' 60-man player pool for 2020.

CAREER NOTES

2019: Entered the year ranked the Braves' No. 18 prospect by *Baseball America* and No. 23 prospect by MLB.com ... Was a non-roster invitee to Atlanta Braves Spring Training for the first time in his career ... In a season limited by injuries, played 43 games between Advanced-A Florida and Double-A Mississippi, batting .117 (2 2B, 2 HR, 15 R, 8 RBI, .425 OPS) ... Was on Mississippi's injured list from 4/18-7/4 (right elbow bone spur) and 8/20-9/12 (thumb sprain) ... Had surgery to remove the bone spur on 4/30, performed by Dr. James Andrews ... Hit both of his home runs in the same game with the M-Braves, his first career multi-homer effort on 8/7 at Jacksonville (2-for-5, 3 RBI).

2018: Made his professional debut, batting .352 (8 2B, 7 3B, 2 HR, 21 R, 27 RBI, 4 SB, .924 OPS) in 52 games between the GCL Braves, Rookie-level Danville, and Advanced-A Florida ... Ranked among the top 10 Braves farmhands (min. 200 plate appearances) in batting (1st), on-base percentage (2nd, .429), OPS (2nd), and slugging percentage (4th, .495) ... Won Player of the Month awards from the organization at three different levels, including the GCL Braves in June (.412, 2 3B, 1 HR, 6 R, 8 RBI, 1.118 OPS in 9 games), Danville in July (.379, 3 2B, 3 3B, 8 R, 10 RBI, .984 OPS in 15 games), and Florida in August (.342, 5 2B, 1 3B, 1 HR, 5 R, 7 RBI, 3 SB in 19 games).

MISC: Hit .405 with 15 home runs and 64 RBIs during his junior season at State College of Florida ... Also played two seasons at Ball State (Muncie, IN) from 2016-17 ... His brother Blaze, a shortstop, was an 11th-round pick by the Arizona Diamondbacks in 2018 out of IMG Academy (Bradenton, FL) ... His father, Chuck, was a 15th-round pick by Cleveland in 1988 out of Western Michigan University and spent four seasons as a minor league pitcher with the Indians.

TRANSACTIONS: Selected by the Atlanta Braves in the 20th round of the 2018 June draft out of State College of Florida (Bradenton, FL).

SINGLE-GAME CAREER HIGHS

H:	3 (8x, last: 8/21/18, FLA @ JUP)
HR:	2 (8/7/19, MIS @ JAX)
RBI:	3 (3x, last: 8/7/19, MIS @ JAX)
R:	2 (3x, last: 8/7/19, MIS @ JAX)
SB:	1 (7x, last: 7/16/19, FLA @ PMB)



ABRAHAM ALMONTE

OF

B/T: Switch / Right

HT/WT: 5-10 / 223

BORN: June 27, 1989 in Santo Domingo, Dominican Republic

OPENING DAY AGE: 31

PRO SEASON: 16th

MLB DEBUT: 8/30/13 with SEA

MLB SERVICE: 4.059

ACQUIRED: Signed by the Atlanta Braves as a Major League free agent on October 30, 2020.

CAREER HITTING STATS

YEAR	CLUB	AVG	G	AB	R	H	2B	3B	HR	RBI	BB	SO	SB	OBP	SLG
2006	DSL Yankees (Rk)	.254	63	209	51	53	11	3	8	26	55	45	36	.409	.450
2007	GCL Yankees (Rk)	.288	49	160	29	46	4	3	3	16	21	34	8	.372	.406
2008	Charleston (A)	.228	115	443	61	101	20	7	8	46	47	101	29	.303	.359
2009	Charleston (A)	.280	115	440	63	123	14	10	5	56	35	81	36	.333	.391
2010	Tampa (Adv-A)	.263	15	57	9	15	3	1	0	3	6	16	5	.333	.351
2011	Tampa (Adv-A)	.268	131	537	92	144	27	11	4	52	52	100	30	.333	.382
2012	GCL Yankees (Rk)	.222	7	18	2	4	2	0	0	0	2	4	2	.300	.333
	Trenton (AA)	.276	78	319	47	88	17	4	4	25	37	59	30	.350	.392
2013	Jackson (AA)	.255	29	102	18	26	6	1	4	18	18	28	6	.367	.451
	Tacoma (AAA)	.314	94	338	63	106	17	5	11	50	49	66	20	.403	.491
	SEATTLE (MLB)	.264	25	72	10	19	4	0	2	9	6	21	1	.313	.403
2014	Tacoma (AAA)	.267	72	277	42	74	10	3	6	31	28	66	7	.333	.390
	SEATTLE (MLB)	.198	27	106	10	21	5	1	1	8	6	40	3	.248	.292
	SAN DIEGO (MLB)	.265	32	98	9	26	5	0	2	7	6	20	1	.305	.378
2015	El Paso (AAA)	.275	61	244	43	67	18	2	4	35	33	46	11	.361	.414
	SAN DIEGO (MLB)	.204	31	54	6	11	3	0	0	4	5	19	1	.271	.259
	Columbus (AAA)	.250	2	8	2	2	0	1	0	0	1	2	0	.333	.500
	CLEVELAND (MLB)	.264	51	178	30	47	9	5	5	20	16	33	6	.321	.455
2016	Columbus (AAA)	.444	7	27	6	12	2	1	1	4	5	4	2	.545	.704
	CLEVELAND (MLB)	.264	67	182	24	48	20	1	1	22	8	42	8	.294	.401
2017	Columbus (AAA)	.260	23	77	11	20	6	1	2	6	15	13	3	.380	.442
	CLEVELAND (MLB)	.233	69	172	26	40	8	3	3	14	20	46	2	.314	.366
2018	KANSAS CITY (MLB)	.179	50	134	15	24	1	2	3	9	15	36	2	.260	.284
2019	AZL Diamondbacks (Rk)	.231	3	13	4	3	0	0	2	3	0	1	1	.231	.692
	Reno (AAA)	.270	91	319	78	86	33	4	17	59	60	70	12	.382	.558
	ARIZONA (MLB)	.290	17	31	11	9	3	1	1	4	7	8	0	.421	.548
2020	SAN DIEGO (MLB)	.091	7	11	0	1	0	0	0	0	2	4	1	.231	.091
Minor League Totals:		.270	955	3588	621	970	190	57	79	430	464	736	238	.354	.421
Major League Totals:		.237	376	1038	141	246	58	13	18	97	91	269	25	.298	.370

2020 SEASON

With San Diego: In two stints with the Padres (8/3-7, 9/8-15), batted .091 (1-for-11) in seven games ... After going 1-for-3 with a stolen base in his season debut on 8/3 vs. the Los Angeles Dodgers, was 0-for-8 over his final six appearances.

Alternate Site: Spent the bulk of the year at San Diego's Alternate Training Site at the University of San Diego.

Transaction Report: Designated for assignment on 10/6 ... Outrighted to Triple-A El Paso on 10/8 and elected free agency ... Signed by the Atlanta Braves to a non-guaranteed Major League contract on 10/30.

Winter Ball: Following the season, played for Toros del Este of the Dominican Winter League (.088, 3-for-34, 1 2B, 6 R, 1 RBI, 3 SB in 11 games).

CAREER NOTES

2019: Logged 17 MLB games with Arizona, all following his selection from Triple-A Reno on 9/1 (.290, 3 2B, 1 3B, 1 HR, 4 RBI) ... Appeared in both right field (9G) and center field (3G) ... His .969 OPS in the month of September ranked second on the club behind Ketel Marte (1.183) ... Played most of the year with Reno, batting .270 with 33 doubles, four triples, 17 home runs, 78 runs, 59 RBI, and 12 stolen bases in 91 games ... Also logged three games with the AZL Diamondbacks (.231, 2 HR, 4 R, 3 RBI, 1 SB) ... His 20 total homers across all three levels were a career high.

2018: Attended Spring Training with Cleveland, but was claimed off waivers by Kansas City on 4/2 ... In his lone season with the Royals, batted .179 with six extra-base hits, 15 runs, nine RBI, and two stolen bases in 50 games ... Designated for assignment on 7/16, released on 7/18.

2017: Played 69 games with Cleveland, batting .233 with eight doubles, three triples, three homers, 26 runs, 14 RBI, and two stolen bases ... Made 28 starts in right field, 10 starts in left field, eight starts in center field, and two starts at DH ... Batted .338 with two homers, eight RBI, and a

.943 OPS in 32 home games for the Indians ... Missed time during two stints on the injured list, 5/16-7/4 (right biceps strain) and 8/18-31 (left hamstring strain) ... Had a pair of rehab assignments with Triple-A Columbus and played 23 total games with the Clippers, batting .260 with six doubles, one triple, two homers, 11 runs, six RBI, and three stolen bases in 23 games.

2016: Suspended for the first 80 games of the season ... Spent a seven-game stint with Columbus (.444, 2 2B, 1 3B, 1 HR, 6 R, 4 RBI, 2 SB) before joining Cleveland on 7/3 ... Over 67 MLB games, batted .264 with 20 doubles, one triple, one homer, 24 runs, 22 RBI, and eight steals.

2015: Combined to bat .250 with 12 doubles, five triples, five home runs, 36 runs, 24 RBI, and seven stolen bases in 82 MLB games between San Diego and Cleveland ... Traded by the Padres to the Indians on 7/31 ... In his Cleveland debut on 8/8 vs. Minnesota, went 4-for-5 (2 2B, 1 HR, 3 R, 2 RBI) to become the first Indian since at least 1914 to record four hits and three extra-base hits in his club debut ... Hit his first career MLB grand slam on 8/30 vs. the Los Angeles Angels (off Jered Weaver) ... Also spent 63 games

ALMONTE

at the Triple-A level with both El Paso (SD) and Columbus (CLE), batting .360 with 18 doubles, three triples, four homers, 45 runs, 35 RBI, and 11 stolen bases.

2014: Split the season between Seattle and San Diego, batting .275 with 10 doubles, one triple, three home runs, 19 runs, 15 RBI, and four stolen bases in 59 games ... Made his first career Opening Day roster with the Mariners and hit .198 in 27 games ... Also logged 72 games at Triple-A Tacoma (.267, 10 2B, 3 3B, 6 HR, 42 R, 31 RBI, 7 SB) ... Traded to San Diego on 7/31.

2013: Named a Seattle Mariners Organization All-Star by MiLB.com after batting .300 (23 2B, 6 3B, 15 HR, 81 R, 68 RBI, 26 SB) in 123 games between Double-A Jackson and Triple-A Tacoma ... Named the Mariners Minor League Heart and Soul Award winner for his exemplary play and leadership ... On 5/29 with Tacoma at Colorado Springs, set a career high with six hits (6-for-6, 4 R, 2 RBI) ... Had his contract selected on 8/30 and made his Major League debut with Seattle, batting .264 (4 2B, 2 HR, 10 R, 9 RBI, 1 SB) in 25 games ... Reached base safely in 18 consecutive games with at least one at-bat to begin his career ... In his MLB debut on 8/30 at Houston, went 1-for-5 with two RBI ... Belted his first big-league homer on 9/9 vs. Houston (2-run, off Chia-Jen Lo).

2012: In his final season in the New York Yankees system, hit .273 (19 2B, 4 3B, 4 HR, 49 R, 25 RBI, 32 SB) in 85 games between the GCL Yankees and Double-A Trenton ... Named an Eastern League Midseason All-Star after batting .284 (14 2B, 4 3B, 4 HR, 45 R, 22 RBI, 30 SB) in 71 first-half games with Trenton.

2011: Returned from injury to play a career-high 131 games with Advanced-A Tampa, batting .268 (27 2B, 11 3B, 4 HR, 92 R, 52 RBI, 30 SB) ... Also set career highs in hits (144), runs, and triples.

2010: Limited to just 15 games with Advanced-A Tampa (.263, 3 2B, 1 3B, 9 R, 3 RBI, 5 SB) before undergoing surgery for a right labrum tear.

2009: In his second full season with Class-A Charleston, hit .280 (14 2B, 10 3B, 5 HR, 63 R, 56 RBI, 36 SB) in 115 games ... Had his best month in August, batting .372 (5 2B, 3 3B, 1 HR, 16 R, 20 RBI, 13 SB) in 27 games.

2008: Made his full-season debut, batting .228 (20 2B, 7 3B, 8 HR, 61 R, 46 RBI, 29 SB) in 115 games with Class-A Charleston ... Batted .268 (9 2B, 3 3B, 5 HR, 34 R, 28 RBI, 16 SB) in 51 first-half games, earning selection to the South Atlantic Midseason All-Star team.

2007: Played stateside for the first time, batting .288 (4 2B, 3 3B, 3 HR, 29 R, 16 RBI, 8 SB) in 49 games with the Gulf Coast League Yankees ... Played in four games during the GCL Playoffs, batting .333 (1 2B, 3 R, 3 RBI, 1 SB).

2006: Made his professional debut with the Dominican Summer League Yankees, batting .254 (11 2B, 3 3B, 8 HR, 51 R, 26 RBI, 36 SB) in 63 games ... Played in nine games during the DSL Playoffs, batting .303 (2 3B, 1 HR, 7 R, 6 RBI, 4 SB).

MISC: Nickname is "El Varon," or "The Man" ... Has played Winter Ball with Escogido (2008-14) and Toros del Este (2014-21) of the Dominican Winter League, as well as the Dominican Republic in Caribbean Series (2012-13 and 2019-20) ... Overall in Foreign Winter Leagues, is batting .244 (19 2B, 4 3B, 1 HR, 67 R, 53 RBI, 30 SB) in 183 games.

AWARDS & HONORS: South Atlantic League Midseason All-Star (2008) ... Eastern League Midseason All-Star (2012) ... MiLB.com Seattle Mariners Organization All-Star (2013) ... Mariners Heart and Soul Award (2013).

TRANSACTIONS: Signed by the New York Yankees as a non-drafted free agent (7/2/05) ... Traded by the Yankees to the Seattle Mariners in exchange for RHP Shawn Kelley (2/13/13) ... Traded by the Mariners along with RHP Stephen Kohlscheen to the San Diego Padres in exchange for OF Chris Denorfia (7/31/14) ... Traded by the Padres to the Cleveland Indians in exchange for LHP Marc Rzepczynski (7/31/15) ... Claimed by the Kansas City Royals off waivers from the Indians (4/2/18) ... Signed by the Arizona Diamondbacks as a minor league free agent (11/6/18) ... Signed by the San Diego Padres as a minor league free agent (12/10/19) ... Signed by the Atlanta Braves as a non-guaranteed Major League free agent (10/30/20).

SINGLE-GAME CAREER HIGHS

H:	6 (5/29/13, TAC @ COL)
HR:	2 (7x, last: 8/25/19, RNO vs. SL)
RBI:	5 (8/25/19, RNO vs. SL)
R:	4 (2x, last: 4/9/15, ELP vs. TAC)
SB:	3 (3x, last: 5/11/19, RNO vs. SL)



VICTOR ARANO

40-MAN ROSTER

RHP

B/T: Right / Right

HT/WT: 6-2 / 228

BORN: February 7, 1995 in Veracruz, Mexico

OPENING DAY AGE: 26

PRO SEASON: 8th

MLB DEBUT: 9/12/17 with PHI

MLB SERVICE: 2.020

ACQUIRED: Claimed by the Braves off waivers from the Philadelphia Phillies on January 22, 2021.

CAREER PITCHING STATS

YEAR	CLUB	W-L	ERA	G	GS	CG	SHO	SV	IP	H	R	ER	HR	BB	SO	BAA
2013	AZL Dodgers (Rk)	3-2	4.20	13	8	0	0	0/1	49.1	52	34	23	4	13	49	.255
2014	Great Lakes (A)	4-7	4.08	22	15	0	0	3/4	86.0	88	42	39	11	20	83	.260
2015	Clearwater (Adv-A)	4-12	4.72	24	22	1	1	0/0	124.0	131	69	65	7	26	69	.276
2016	Clearwater (Adv-A)	4-1	2.29	35	0	0	0	4/6	63.0	52	21	16	4	15	71	.222
	Reading (AA)	1-1	2.16	11	0	0	0	1/2	16.2	11	6	4	2	4	24	.177
2017	Reading (AA)	1-2	4.19	32	0	0	0	9/11	38.2	39	20	18	7	11	38	.264
	PHILADELPHIA (MLB)	1-0	1.69	10	0	0	0	0/0	10.2	6	2	2	0	4	13	.158
2018	Reading (AA)	0-0	9.00	1	0	0	0	0/0	1.0	2	1	1	0	0	2	.400
	Lehigh Valley (AAA)	0-0	0.00	1	0	0	0	0/0	1.0	1	0	0	0	1	1	.250
	PHILADELPHIA (MLB)	1-2	7.73	60	0	0	0	3/5	59.1	54	19	18	6	17	60	.239
2019	Lehigh Valley (AAA)	2-0	0.00	3	0	0	0	0/0	4.0	0	0	0	0	1	7	.000
	PHILADELPHIA (MLB)	1-0	3.86	3	0	0	0	0/0	4.2	2	2	2	1	2	7	.154
Minor League Totals:		19-25	3.89	142	45	1	1	17/24	383.2	376	193	166	35	91	344	.254
Major League Totals:		3-2	2.65	73	0	0	0	3/5	74.2	62	23	22	7	23	80	.224

2020 SEASON

Alternate Site: Was a member of Philadelphia's 60-man player pool for 2020, but spent the entire year at the Alternate Site in Lehigh Valley.

Transaction Report: Designated for assignment by the Phillies on 1/18/21 ... Claimed by the Atlanta Braves off waivers on 1/22/21.

Winter Ball: Pitched for Obregon of the Mexican Pacific Winter League, going 0-1 with a 5.40 ERA and two saves in nine relief appearances.

CAREER NOTES

2019: Limited by injury to just six appearances between Triple-A Lehigh Valley (2-0, 0.00 ERA in 3 games) and Philadelphia (1-0, 3.86 ERA in 3 games) ... Recalled by the Phillies on 4/12 ... Struck out all six batters he faced on 4/14 at Miami, becoming just the second Phillies reliever since 1900 to accomplish the feat (Willie Hernandez, 7/3/83 vs. NY Mets) ... Placed on the 10-day injured list on 4/20 (right elbow inflammation), transferred to the 60-day IL on 6/4 and missed the rest of the season.

2018: Made his first career MLB Opening Day roster with Philadelphia and logged a career-high 60 games, going 1-2 with a 2.73 ERA, .239 BAA, 1.20 WHIP, and three saves (3-for-5) ... Retired the first 25 batters he faced and 32 consecutive batters dating back to 2017, the most by a Phillie since Rick Wise retired 32 straight in 1971 ... Did not allow a run over his first 10.1 innings ... Placed on the 10-day injured list (right rotator cuff strain) from 4/29-5/18 and made rehab appearances with Double-A Reading and Lehigh Valley ... Posted a 0.78 ERA (2 ER in 23.0 IP) over 22 games from 6/26-8/16 ... Had an 11.2-inning scoreless streak over 10 games from 7/20-8/16.

2017: Made his Major League debut with the Phillies, going 1-0 with a 1.69 ERA, .158 BAA, and 0.94 WHIP in 10 games ... Opened the year on the injured list (right elbow sprain) ... Joined Reading on 5/31 and went 1-2 with a 4.19 ERA, .264 BAA, 1.29 WHIP, and a career-high nine saves (9-for-11) over 32 Double-A outings ... Joined Lehigh Valley on 9/6 and made one scoreless appearance (2.0 IP, 1 H, 1 BB, 2 SO) in the International League Playoffs ... Had his contract selected by Philadelphia on 9/12 and made his MLB debut that night vs. Miami (0.2 IP, 1 H, 0 R, 0 BB, 0 SO) ... Earned his first big league win on 9/16 vs. Oakland (2.0 IP, 0 H, 0 R, 0 BB, 2 SO).

2016: Named a MiLB.com Phillies Organization All-Star after going 5-2 with a 2.26 ERA, .213 BAA, 1.03 WHIP,

and five saves (5-for-8) in 46 relief outings between Advanced-A Clearwater and Reading ... Ranked among Florida State League relief leaders in fewest baserunners/9.0 IP (1st, 9.71), fewest walks/9.0 IP (2nd, 2.14), and most SO/9.0 IP (3rd, 10.14) ... Posted a 0.96 ERA (3 ER in 28.0 IP) in 16 games from 6/21 until his promotion to Reading on 8/2 ... Made one scoreless appearance (1.1 IP, 0 H, 4 SO) with the Fightin' Phils in the Eastern League Playoffs ... Following the season, pitched for Scottsdale in the Arizona Fall League (0-0, 2.79 ERA in 8 games).

2015: In his first season in the Phillies system, went 4-12 with a 4.72 ERA in 24 games with Clearwater ... Ranked tied for seventh in the FSL in WHIP (1.27) ... Set career highs in starts (22) and innings (124.0) ... Tossed the first shutout of his career on 7/6 at Brevard County (7.0 IP, 3 H) ... Was on the IL from 4/9-21 (stomach viral infection).


2014: In his final season in the LA Dodgers organization, went 4-7 with a 4.08 ERA and three saves (3-for-4) in 22 games (15 starts) with Class-A Great Lakes ... Walked only one batter while striking out 18 in 20.2 relief innings.

AWARDS & HONORS: MiLB.com Philadelphia Phillies Organization All-Star (2016).

TRANSACTIONS: Signed by the Los Angeles Dodgers as a non-drafted free agent (4/4/13) ... Traded by the Dodgers to the Philadelphia Phillies as a PTBNL in exchange for P Roberto Hernandez (8/28/14) ... Claimed by the Atlanta Braves off waivers from the Phillies (1/22/21).

SINGLE-GAME CAREER HIGHS

IP:	7.0 (5x, last: 8/22/15, CLR vs. BRV)
SO:	8 (4/17/14, GL @ WIS)
BB:	3 (7x, last: 7/28/15, CLR @ BRV)
H:	10 (7/17/14, GL vs. CLI)
ER:	8 (5/8/14, GL @ SB)



ORLANDO ARCIA

40-MAN ROSTER

INF

B/T: Right / Right

HT/WT: 6-0 / 198

BORN: August 4, 1994 in Anaco, Venezuela

OPENING DAY AGE: 26

PRO SEASON: 10th

MLB DEBUT: 8/2/16 with MIL

MLB SERVICE: 4.047

ACQUIRED: Via trade with the Milwaukee Brewers in exchange for RHP Chad Sobotka and RHP Patrick Weigel on April 6, 2021.

CAREER HITTING STATS

YEAR	CLUB	AVG	G	AB	R	H	2B	3B	HR	RBI	BB	SO	SB	OBP	SLG
2011	DSL Brewers (Rk)	.294	64	218	47	64	16	1	6	36	32	20	13	.386	.459
2012	Did Not Play (Injured)														
2013	Wisconsin (A)	.251	120	442	67	111	14	5	4	39	37	40	20	.314	.333
2014	Brevard County (Adv-A)	.289	127	498	65	144	29	5	4	50	42	65	31	.346	.392
2015	Biloxi (AA)	.307	129	512	74	157	37	7	8	69	31	73	25	.347	.453
2016	Colorado Springs (AAA)	.267	100	404	59	108	19	6	8	53	31	77	15	.320	.403
	MILWAUKEE (MLB)	.219	55	201	21	44	10	3	4	17	15	47	8	.273	.358
2017	MILWAUKEE (MLB)	.277	153	506	56	140	17	2	15	53	45	100	14	.324	.407
2018	Colorado Springs (AAA)	.341	22	85	16	29	5	1	2	8	12	15	2	.417	.494
	MILWAUKEE (MLB)	.236	119	348	32	82	16	0	3	30	15	87	7	.268	.307
2019	MILWAUKEE (MLB)	.223	152	494	51	110	16	1	15	59	48	109	8	.283	.350
2020	MILWAUKEE (MLB)	.260	59	173	22	45	10	1	5	20	14	32	2	.317	.416
Minor League Totals:		.284	562	2159	328	613	120	25	32	255	176	290	106	.342	.407
Major League Totals:		.244	538	1722	182	421	69	7	42	179	123	375	39	.295	.366

2020 SEASON

With Milwaukee: Appeared in 59 games (52 starts, all at shortstop) in his fifth season with the Brewers ... Hit .260 with 10 doubles, one triple, five home runs, 22 runs, and 20 RBI.

Finish Strong: Hit .303 (20-for-86, 2 HR, 8 RBI) in final 20 games of the season ... Tied Avisail Garcia for most doubles on the team (10).

Hitting off Hendricks: Recorded three hits off Chicago Cubs' Kyle Hendricks on Opening Day at Wrigley Field ... Was the only Brewer to get a hit as Hendricks threw a three-hit shutout ... Became the first player since 1900 to get three hits from the ninth spot of order as team's only hits in the game.

Fish out of Water: Moved to center field for four innings on 8/12 vs. Minnesota, the first time not playing at shortstop or second base in his professional career.

On the Mound: Pitched in relief twice, 1.0 inning on 9/1 vs. Detroit (2 H, 2 R, 2 ER, 1 HR) and 1.0 inning on 9/13 vs. Chicago White Sox (2 H, 2 R, 2 ER, 1 BB).

High Water Mark: Tied a Major League career-high with four hits twice (9/9 at Detroit, 9/26 at St. Louis) ... Also tied a Major League career-high with four RBI on 9/18 vs. Kansas City.

In the Postseason: Hit a two-run home run off Walker Buehler in Game 1 of the NL Wild Card Series at the Los Angeles Dodgers ... Were the only two runs the Brewers scored in the series and Arcia's only hit (1-for-7) of the Postseason.

CAREER NOTES

2019: Played in 152 games (139 starts) in second full season with Milwaukee (.223, 16 2B, 1 3B, 15 HR, 59 RBI, 48 BB, 8 SB) ... Appeared in the second-most games on team ... Set Major League career-highs in RBI (59) and walks (43) ... Tied a Major League career-high with 15 home runs ... Blasted two home runs on 6/1 at Pittsburgh, including game-winning two-run shot in 13th inning ... Recorded a 50 game errorless streak at shortstop from 6/19-8/25, the second longest in franchise history (Mark Loretta, 63 games, 2000-01) ... Had 27 hits in 27 games during the month of May (.290, 10 RBI, 13 BB) ... Went 1-for-4 in the NL Wild Card Game at Washington.

2018: Spent most of season with Milwaukee, batting .236 with three home runs and 30 RBI in 119 games (92 starts) ... Played in 22 games at Triple-A Colorado Springs, hitting .341 with two home runs and eight RBI ... Hit three go-ahead RBI singles in the ninth inning or later (3/29 at San Diego, 4/6 vs. Chicago Cubs, 8/24 vs. Pittsburgh) ... Also had a go-ahead bases-loaded walk on 4/9 at St. Louis (10th inning) ... Finished the season batting .311 (37-for-119, 1 HR, 13 RBI) over his final 44 games, including a seven-game hitting streak to finish season (.423, 11-for-26, 3 RBI during streak) ... Ran hitting streak to 16 games including the Postseason (.373, 3 HR, 7 RBI during streak) ... Set a Major League career-high in hits with four in the NL Central tie-breaker game on 10/1 at Chicago Cubs (2 runs)

in 3-1 win ... Led the Brewers in home runs (3) and total bases (20) in the Postseason, batting .333 in 10 games ... Also tied for second in RBI (4) and hits (11) in the same category ... In the NLCS vs. the Los Angeles Dodgers, hit .360 (2 HR, 5 R, 3 RBI) in seven games.

2017: Started 137 games at shortstop (153 appearances) in his first full season with Milwaukee ... Hit .277 with 15 home runs, 53 RBI and 14 stolen bases ... Made first Major League Opening Day roster ... Began the year with a .208 average (26-for-125) in first 38 games but hit .299 (114-for-381, 11 HR, 38 RBI) in final 115 games ... Tallied 30 hits (.326, 8 2B, 2 HR, 8 RBI) in 28 June games ... Played 42 straight games at shortstop without making an error (9/6/16-4/27/17) ... Produced a Major League career-best 11-game hitting streak from 5/18-31 (.370, 17-for-46, 2 RBI) ... Hit an inside-the-park home run on 6/17 vs. San Diego (off RHP Dinelson Lamet), was the first Milwaukee player to do so since Norichika Aoki on 4/20/12 vs. Colorado and 27th in team history ... Homered off RHP Wade Davis on 9/23 vs. Chicago Cubs (game-tying solo HR), handing Davis his only blown save of the season ... Hit .366 (56-for-153) when the Brewers were behind (7 2B, 8 HR, 21 RBI, 12 BB).

2016: Named by *Baseball America* as the No. 1 prospect in the Brewers organization and No. 8 in baseball

... **Also was a Midseason and Postseason Pacific Coast League All-Star** ... Played in 100 games with Triple-A Colorado Springs, batting .287 (8 HR, 53 RBI) ... Appeared in 55 games (53 starts) with Milwaukee (.219, 4 HR, 17 RBI, 8 SB) ... Made his Major League debut on 8/2 at San Diego ... Recorded his first Major League hit on 8/5 at Arizona (RBI single off of RHP Braden Shipley) ... Scored four runs in a 15-6 win on 8/6 at Arizona, joining Wayne Corner (1989) and Scott Podsednik (2003) as the only Brewers to score four runs in a game during their rookie season ... Did not commit an error in his final 24 games (1 E in last 39 games) ... Hit first Major League home run on 8/26 vs. Pittsburgh (3-run, off RHP Jared Hughes) ... Recorded a hit in eight of his first 10 Major League games (8/2-11) ... Finished a home run shy of the cycle on 9/3 at Pittsburgh.

2015: Began the season as the No. 2 prospect in the Brewers organization according to *Baseball America* ... Awarded Rawlings Minor League Gold Glove ... Named the No. 3 prospect in Southern League by *BA* following the season ... Named Brewers Minor League Player of the Year after batting .307 with eight home runs, 69 RBI and 25 stolen bases in 129 games with Double-A Biloxi ... Also named a Brewers organization All-Star by MiLB.com for the third straight season ... Made the Southern League's Midseason and Postseason All-Star teams ... Played in the Futures Game as part of the MLB All-Star Game festivities at Great American Ball Park in Cincinnati ... Led the Southern League in doubles (37) ... Finished second in the league in hits (157) and total bases (232), third in extra-base hits (52), and fifth in runs (74), RBI (69) and slugging percentage (.453) ... Awarded Southern League Player of the Week for week of 5/24-31 (10 H, 5 2B, 5 RBI) ... Recorded first professional multi-home run game on 8/23 vs. Mobile ... Totaled eight games with two extra-base hits ... Played eight games with Biloxi during the Southern League Playoffs, batting .400 (12-for-30, 3 2B, 1 3B, 3 HR, 6 R, 10 RBI, 1.337 OPS) ... Added to the Brewers' 40-man roster after the season.

2014: Named the No. 7 Brewers prospect according to *Baseball America* ... Lauded by MiLB.com as a Brewers Organization All-Star ... Played in 127 games with High-A Brevard County (.289, 4 HR, 50 RBI, 31 SB) ... Led the Florida State League in hits (144) ... Finished fourth in the league with 31 stolen bases ... Named FSL Player of the Week from 6/23-29 (15 H, 6 2B, 2 HR, 12 RBI in 7 games) ... Tallied a professional-best five hits on 6/24 vs. Lakeland (2 2B, 1 3B, 5 RBI) ... Ended June with a .337 average (11 2B, 2 3B, 3 HR, 23 RBI) ... Played five games for Double-A Huntsville in the Southern League Playoffs, batting .278 (5-for-18, 1 2B, 1 3B, 4 R, 3 RBI).

2013: Named a MiLB.com Brewers Organization All-Star for first time ... Played 120 games with Class-A Wisconsin in Midwest League (.251, 14 2B, 5 3B, 4 HR, 39 RBI, 35 BB).

2012: Did not play due to fracturing his right ankle in an extended spring training game on 4/25.

2011: Spent his first professional season in the Dominican Summer League with the DSL Brewers ... Appeared in 64 games and hit .294 (16 2B, 6 HR, 36 RBI) ... Named a Dominican Summer League All-Star ... In the DSL Playoffs, hit .100 (1-for-10, 1 2B, 1 RBI) in three games.

MISC: Nickname is "El Nino" or "The Boy" ... His charity, Fundacion Hermanos Arcia, provides food and clothing for children with Down syndrome in Venezuela ... Older brother Oswaldo played as an outfielder for Minnesota

(2013-16), Tampa Bay (2016), Miami (2016) and San Diego (2016) ... Played in the Venezuelan Winter League with Caribes de Anzoategui (2014-19) ... Also played for Venezuela in the Caribbean Series (2014-15).

AWARDS & HONORS: Dominican Summer League All-Star (2011) ... MiLB.com Milwaukee Brewers Organization All-Star (2013-15) ... Florida State League Player of the Week (6/30/14) ... Southern League Player of the Week (6/1/15) ... Southern League Midseason and Postseason All-Star (2015) ... MLB All-Star Futures Game Selection (2015) ... MiLB Rawlings Gold Glove Award (2015) ... Milwaukee Brewers Minor League Player of the Year (2015) ... MiLB.com Staff Choice for Breakout Prospect (2015) ... Pacific Coast League Midseason and Postseason All-Star (2016).

TRANSACTIONS: Signed by the Milwaukee Brewers as a non-drafted free agent (10/22/10) ... Traded by the Brewers to the Atlanta Braves in exchange for RHP Chad So-botka and RHP Patrick Weigel (4/6/21).

SINGLE-GAME CAREER HIGHS

H:	5 (6/24/14, BRV vs. LAK)
HR:	2 (2x, last: 6/1/19, MIL @ PIT)
RBI:	5 (2x, last: 6/24/14, BRV vs. LAK)
R:	4 (8/6/16, MIL @ ARI)
SB:	3 (2x, last: 7/17/17, MIL @ PIT)



TROY BACON

RHP

B/T: Right / Right

HT/WT: 6-0 / 190

BORN: September 26, 1996 in Tampa, FL

OPENING DAY AGE: 24

PRO SEASON: 4th

MLB DEBUT: None

MLB SERVICE: 0.000

ACQUIRED: Selected by the Braves in the fourth round (110th overall) of the 2017 draft out of Santa Fe Community College (Gainesville, FL).

CAREER PITCHING STATS

YEAR	CLUB	W-L	ERA	G	GS	CG	SHO	SV	IP	H	R	ER	HR	BB	SO	BAA
2017	GCL Braves (Rk)	1-1	3.44	13	0	0	0	2/2	18.1	11	7	7	1	7	22	.164
2018	Florida (Adv-A)	2-1	2.68	20	0	0	0	1/1	37.0	32	12	11	3	15	36	.227
	Rome (A)	1-1	2.08	12	0	0	0	3/3	17.1	16	7	4	1	3	19	.232
2019	Florida (Adv-A)	4-3	4.13	26	1	0	0	0/2	48.0	49	27	22	5	18	59	.263
Minor League Totals:		8-6	3.28	71	1	0	0	6/8	120.2	108	53	44	10	43	136	.233

2020 SEASON

Did Not Play: Was not a member of the Braves' 60-man player pool for 2020.

CAREER NOTES

2019: Spent the entire season with Advanced-A Florida, going 4-3 with a 4.13 ERA, .263 BAA, and 1.40 WHIP in 26 games (1 start) ... Made the first start of his career on 4/20 vs. Daytona (ND, 2.2 IP, 4 H, 2 ER, 1 HR, 1 HB, 0 BB, 5 SO) ... In six August outings (12.1 IP), went 1-0 with a 0.73 ERA, .205 BAA, and 0.89 WHIP ... Was a perfect 3-0 with a 1.23 ERA in four daytime appearances.

2018: Combined to go 3-2 with a 2.48 ERA, .229 BAA, 1.21 WHIP, and four saves (4-for-4) in 32 games between Advanced-A Florida and Class-A Rome ... Ranked fifth among Braves relief farmhands (min. 30.0 IP) in ERA and ranked in the top 10 among all Braves pitching prospects in SO/BB ratio (7th, 3.63) and saves (T-8th) ... Despite solid numbers with Florida (2-1, 2.68 ERA, .227 BAA, 1.27 WHIP in 20 games), was transferred to Rome on 7/24 and spent the rest of the season there ... Converted all three of his save chances with Rome, going 1-1 with a 2.08 ERA, .232 BAA, and 1.10 WHIP in 12 games.

2017: Made his professional debut with Rookie-level Danville, going 1-1 with a 3.44 ERA, .164 BAA, 0.98 WHIP, and two saves (2-for-2) in 13 games ... After allowing a career-high four earned runs over 0.1 IP in his debut on 6/30 at the GCL Yankees West, pitched to a 1.50 ERA over his final 12 appearances (18.0 IP) ... Did not allow a run or hit over 6.0 innings spanning four outings in July.

TRANSACTIONS: Selected by the Atlanta Braves in the fourth round (110th overall) of the 2017 June draft out of Santa Fe Community College (Gainesville, FL).

SINGLE-GAME CAREER HIGHS

IP:	3.0 (5x, last: 8/1/19, FLA vs. CLR)
SO:	5 (3x, last: 5/19/19, FLA vs. JUP)
BB:	3 (2x, last: 5/11/18, FLA @ TAM)
H:	5 (5/26/19, FLA @ DUN)
ER:	4 (6/30/17, GCL BRA @ GCL YAW)



BRYCE BALL

INF

B/T: Left / Right **HT/WT:** 6-6 / 240
BORN: July 8, 1998 in Mason City, IA
OPENING DAY AGE: 22 **PRO SEASON:** 3rd
MLB DEBUT: None **MLB SERVICE:** 0.000
ACQUIRED: Selected by the Atlanta Braves in the 24th round of the 2019 June draft out of Dallas Baptist University (Dallas, TX).

CAREER HITTING STATS

YEAR	CLUB	AVG	G	AB	R	H	2B	3B	HR	RBI	BB	SO	SB	OBP	SLG
2019	Danville (Rk)	.324	41	145	37	47	12	0	13	38	22	30	0	.410	.676
	Rome (A)	.337	21	86	14	29	6	0	4	14	4	20	0	.367	.547
Minor League Totals:		.329	62	231	51	76	18	0	17	52	26	50	0	.395	.628

2021 PROSPECT RANKINGS (MLB.COM)

Braves Org: #15 Top 100 List: NR

2021 PROSPECT RANKINGS (BASEBALL AMERICA)

Braves Org: #18 Top 100 List: NR

2020 SEASON

Prospecting: Entered 2020 ranked the Braves' No. 18 prospect by *Baseball America* and No. 21 prospect by MLB.com ... Also rated by *BA* as the "Best Power Hitter" in the Atlanta system.

Alternate Site: Was a member of Atlanta's 60-player pool for 2020, spending the entirety of the season at the Braves' Alternate Site in Gwinnett.

Prospecting (Again): Named the "Best Power Hitter" in the Atlanta system by *BA* for a second consecutive year in 2021.

CAREER NOTES

2019: Made his professional debut, batting .329 (18 2B, 17 HR, 51 R, 52 RBI, 1.023 OPS) in 62 games between Rookie-level Danville and Class-A Rome ... Named an Atlanta Braves Organization All-Star by MiLB.com ... Named Danville's Player of the Year by Atlanta and a Postseason All-Star by the Appalachian League ... Led Danville and ranked second in the Appy League with 13 home runs despite playing in just 41 games ... His 38 RBI ranked eighth in the circuit ... Selected as Danville's Player of the Month for both June (.389, 5 HR, 13 RBI, 1.337 OPS in 10 games) and July (.302, 8 HR, 21 RBI, 1.049 OPS in 24 games) ... Named Appy League Player of the Week for 6/18-23, his first week in professional baseball (.526, 2 HR, 7 RBI, 1.473 OPS) ... Had a pair of two-homer games, 7/8 with Danville vs. Burlington (2-for-3, 3 RBI) and 8/29 with Rome at Greensboro (2-for-4, career-high 5 RBI) ... Following the season, selected by *Baseball America* as an Appalachian League Rookie All-Star.

MISC: Spent one season at Dallas Baptist, batting .325/.443/.614 with 12 doubles, 18 home runs, 54 runs, 54 RBI, and a 1.057 OPS in 63 games in 2019 ... Was a First Team All-Missouri Valley Conference selection after leading the conference in homers, RBI, and walks (51) ... His 18 homers were fifth-most in a single season in Dallas Baptist's Division I era ... Spent his first two collegiate seasons at North Iowa Area Community College ... Attended Newman Catholic High School in Iowa ... Named a Rawlings-Perfect Game Honorable Mention All-American following his senior season.

AWARDS & HONORS: Appalachian League Player of the Week (6/23/19) ... Rookie-level Danville Player of the Year (2019) ... Appalachian League Postseason All-Star (2019) ... *Baseball America* Rookie All-Star (2019) ... MiLB.com Atlanta Braves Organization All-Star (2019).

TRANSACTIONS: Selected by the Atlanta Braves in the 24th round of the 2019 June draft out of Dallas Baptist University (Dallas, TX).

SINGLE-GAME CAREER HIGHS

H: 3 (4x, last: 8/14/19, ROM @ ASH)
HR: 2 (2x, last: 8/29/19, ROM @ GBO)
RBI: 5 (8/29/19, ROM @ GBO)
R: 4 (6/25/19, DAN @ BLU)
SB: None



CHASEN BRADFORD

RHP
B/T: Right / Right

HT/WT: 6-1 / 226

BORN: August 5, 1989 in Las Vegas, NV

OPENING DAY AGE: 31

PRO SEASON: 10th

MLB DEBUT: 6/25/17 with NYM

MLB SERVICE: 2.084

ACQUIRED: Signed by the Atlanta Braves as a minor league free agent on March 16, 2021.

CAREER PITCHING STATS

YEAR	CLUB	W-L	ERA	G	GS	CG	SHO	SV	IP	H	R	ER	HR	BB	SO	BAA
2011	Kingsport (Rk)	0-0	3.51	21	0	0	0	1/1	33.1	35	14	13	2	7	37	.271
2012	Savannah (A)	4-5	2.47	37	0	0	0	3/5	51.0	43	21	14	3	14	41	.224
2013	St. Lucie (Adv-A)	6-2	3.71	30	0	0	0	3/4	43.2	45	18	18	3	9	43	.257
	Binghamton (AA)	3-1	0.71	20	0	0	0	1/1	25.1	19	6	2	1	8	18	.211
2014	Binghamton (AA)	1-2	2.03	23	0	0	0	11/12	26.2	26	8	6	0	6	25	.245
	Las Vegas (AAA)	3-2	3.52	34	0	0	0	5/8	46.0	54	21	18	6	4	41	.290
2015	Las Vegas (AAA)	5-4	4.10	53	0	0	0	7/11	63.2	86	35	29	3	14	46	.322
2016	Las Vegas (AAA)	5-3	4.80	56	0	0	0	5/6	65.2	84	39	35	5	13	54	.311
2017	Las Vegas (AAA)	1-1	4.04	33	0	0	0	11/15	35.2	47	20	16	3	7	28	.313
	NY METS (MLB)	2-0	3.74	28	0	0	0	0/0	33.2	30	17	14	3	13	27	.233
2018	Tacoma (AAA)	0-0	0.00	7	0	0	0	1/1	6.2	5	0	0	0	0	4	.200
	SEATTLE (MLB)	5-0	3.69	46	0	0	0	0/0	53.2	55	23	22	9	14	38	.262
2019	Tacoma (AAA)	0-0	6.75	5	0	0	0	1/1	5.1	5	5	4	2	3	2	.227
	SEATTLE (MLB)	0-0	4.86	12	0	0	0	1/1	16.2	17	9	9	6	4	11	.266
Minor League Totals:		28-20	3.46	319	0	0	0	49/65	403.0	449	187	155	28	85	339	.279
Major League Totals:		7-0	3.89	86	0	0	0	1/1	104.0	102	49	45	18	31	76	.253

2020 SEASON

Did Not Play: Missed the entire season while recovering from "Tommy John" surgery ... Was not a member of Seattle's 60-man player pool.

Transaction Report: Elected free agency on 11/2 ... Signed by the Atlanta Braves on 3/16/21.

CAREER NOTES

2019: Named to his first MLB Opening Day roster with the Mariners and went 0-0 with a 4.86 ERA, one hold, and one save in 12 games over three stints ... Recorded his first career MLB save on 3/31 vs. Boston (0.2 IP, 0 H, 0 R, 1 BB, 1 SO) ... Optioned to Tacoma on 5/10 and went 0-0 with a 6.75 ERA and one save in five games before being recalled on 5/31 ... Placed on Seattle's 10-day injured list twice, on 4/9 (right shoulder inflammation) and 6/3 (right forearm strain) ... Transferred to the 60-day injured list on 6/23 and missed the remainder of the season ... Underwent "Tommy John" surgery on 8/15 in New York.

2018: In his first season with Seattle, went 5-0 with a 3.69 ERA and two holds in 46 games over four stints with the Mariners ... Ranked 23rd among American League relievers in BB/9.0 IP ratio (2.3) ... His 53.2 innings were third-most among Seattle relievers ... In 18 road games, was 2-0 with a 1.61 ERA and one hold ... From 4/9-6/11, went 4-0 with a 1.75 ERA and two holds in 22 games ... Also pitched in seven games with Triple-A Tacoma, going 0-0 with a 0.00 ERA, .200 BAA, and one save.

2017: Made his Major League debut with the New York Mets, going 2-0 with a 3.74 ERA, .233 BAA, and three holds in 28 games over two stints ... Did not allow a run in 23 of his 28 big-league outings ... Debuted on 6/25 at San Francisco (1.0 IP, 1 H, 0 R, 1 BB, 2 SO) ... Earned his first MLB win on 8/2 at Colorado (2.0 IP, 0 H, 0 R, 0 BB, 2 SO) ... Also logged 33 games with Las Vegas, going 1-1 with a 4.04 ERA and 11 saves.

2016: In his second full year with Las Vegas, went 5-3 with a 4.80 ERA, nine holds, and five saves in 56 games ... Following the season, pitched for Carolina of the Puerto Rican Winter League (1-1, 1.83 ERA, 6 saves in 15 games).

2015: In 53 games with Las Vegas, went 5-4 with a 4.10 ERA, five holds, and seven saves ... Opened the year with 10 consecutive scoreless outings (13.0 IP) from 4/9-5/5.

2014: Combined to go 4-4 with a 2.97 ERA, four holds, and a career-high 16 saves in 57 games between Binghamton and Triple-A Las Vegas ... Promoted to the Triple-A level on 6/9 after logging 11 saves in 12 attempts in Double-A ... In 17 home games with Las Vegas, went 2-0 with a 0.86 ERA and four saves ... Pitched twice during the Pacific Coast League Playoffs (0-0, 0.00 ERA, 0 ER in 2.0 IP, 2 SO).

2013: Split the year between Advanced-A St. Lucie and Double-A Binghamton, going 9-3 with a 2.61 ERA, 11 holds, and four saves in 50 games ... The nine wins and 11 holds were career highs ... Pitched twice in the Eastern League Playoffs (0-0, 0.00 ERA, 0 ER in 3.1 IP, 4 SO) ... Following the season, pitched for Scottsdale of the Arizona Fall League (2-0, 0.00 ERA, 1 save in 10 games).

2012: Spent the entire year with Class-A Savannah, going 4-5 with a 2.47 ERA, eight holds, and three saves in 37 games.

2011: Made his pro debut with Rookie-level Kingsport, going 0-0 with a 3.51 ERA, five holds, and one save in 21 relief appearances.

TRANSACTIONS: Selected by the New York Mets in the 35th round of the 2011 June draft out of the University of Central Florida (Orlando, FL) ... Claimed by the Seattle Mariners off waivers from the Mets (1/19/18) ... Signed by the Mariners as a minor league free agent (1/15/20) ... Signed by the Atlanta Braves as a minor league free agent (3/16/21).

SINGLE-GAME CAREER HIGHS

IP:	3.1 (5/1/19, SEA vs. CHC)
SO:	7 (7/16/11, KNG @ BLU)
BB:	3 (4x, last: 9/13/17, NYM @ CHC)
H:	6 (4x, last: 8/29/17, NYM @ CIN)
ER:	4 (6x, last: 9/13/17, NYM @ CHC)



LOGAN BROWN

C**B/T:** Left / Right**HT/WT:** 6-1 / 190**BORN:** September 14, 1996 in Evansville, IN**OPENING DAY AGE:** 24**PRO SEASON:** 4th**MLB DEBUT:** None**MLB SERVICE:** 0.000**ACQUIRED:** Selected by the Atlanta Braves in the 35th round of the 2018 June draft out of the University of Southern Indiana (Evansville, IN).

CAREER HITTING STATS

YEAR	CLUB	AVG	G	AB	R	H	2B	3B	HR	RBI	BB	SO	SB	OBP	SLG
2018	GCL Braves (Rk)	.272	37	114	13	31	5	0	3	16	11	16	0	.346	.395
2019	Rome (A)	.301	51	193	25	58	11	1	1	26	11	39	0	.351	.383
	Florida (Adv-A)	.240	48	175	12	42	7	0	0	20	6	44	0	.269	.280
Minor League Totals:		.272	136	482	50	131	23	1	4	62	28	99	0	.349	.670

2021 PROSPECT RANKINGS (MLB.COM)

Braves Org: #28

Top 100 List: NR

2021 PROSPECT RANKINGS (BASEBALL AMERICA)

Braves Org: #27

Top 100 List: NR

2020 SEASON

Prospecting: Entered 2020 ranked the Braves' No. 24 prospect by *Baseball America* and No. 30 prospect by MLB.com.

Alternate Site: Was a member of Atlanta's 60-player pool for 2020, spending the entirety of the season at the Braves' Alternate Site in Gwinnett.

CAREER NOTES

2019: Named a South Atlantic League Midseason All-Star with Class-A Rome (.301, 13 extra-base hits, 26 RBI, .734 OPS in 51 first-half games) ... Between Rome and Advanced-A Florida, combined to hit .272 (18 2B, 1 3B, 1 HR, 37 R, 46 RBI, .647 OPS) in 99 games ... Named Rome's co-Player of the Month for June by Atlanta (.333/.348/.400 in 12 games) ... Promoted to Florida on 6/20 ... Defensively, posted a 39.8% caught stealing percentage (37-of-93) ... Ended the season ranked the Braves' No. 26 prospect by MLB.com.

2018: Made his professional debut, batting .272 (5 2B, 3 HR, 13 R, 16 RBI, .741 OPS) in 37 games with the Gulf Coast League Braves ... Had his best month in July, batting .340 with two homers, 11 RBI, and a .914 OPS in 15 games ... Batted .346 against left-handers, but hit all three of his homers against right-handers.

MISC: Is the son of former MLB catcher Kevin Brown, who played 85 games during a seven-year career with Texas (1996-97), Toronto (1998-99), Milwaukee (2000-01), and Boston (2002).

AWARDS & HONORS: South Atlantic League Midseason All-Star (2019).

TRANSACTIONS: Selected by the Atlanta Braves in the 35th round of the 2018 June draft out of the University of Southern Indiana (Evansville, IN).

SINGLE-GAME CAREER HIGHS

H:	3 (9x, last: 8/5/19, FLA @ DBT)
HR:	1 (4x, last: 4/6/19, ROM @ KAN)
RBI:	4 (4/8/19, ROM @ COL)
R:	2 (8x, last: 7/19/19, FLA vs. FTM)
SB:	None



JAYCOB BRUGMAN

OF

B/T: Left / Left

HT/WT: 6-0 / 195

BORN: January 18, 1992 in Phoenix, AZ

OPENING DAY AGE: 29

PRO SEASON: 8th

MLB DEBUT: 6/9/17 with OAK

MLB SERVICE: 0.063

ACQUIRED: Signed by the Atlanta Braves as a minor league free agent on December 26, 2020.

CAREER HITTING STATS

YEAR	CLUB	AVG	G	AB	R	H	2B	3B	HR	RBI	BB	SO	SB	OBP	SLG
2013	Vermont (SS-A)	.261	49	165	13	43	9	4	1	23	7	48	7	.301	.382
2014	Beloit (A)	.278	70	248	33	69	19	4	8	37	35	65	5	.371	.484
	Stockton (Adv-A)	.282	50	195	34	55	6	2	13	35	16	50	3	.332	.533
2015	Midland (AA)	.260	132	500	61	130	27	8	6	63	62	89	11	.343	.382
2016	Midland (AA)	.261	38	157	27	41	7	3	5	20	16	33	2	.335	.439
	Nashville (AAA)	.295	94	386	50	114	26	4	7	67	36	88	5	.352	.438
2017	Nashville (AAA)	.275	38	153	17	42	5	1	1	9	19	28	3	.355	.340
	OAKLAND (MLB)	.266	48	143	12	38	2	0	3	12	18	38	1	.346	.343
2018	Bowie (AA)	.261	12	46	10	12	3	0	3	6	3	15	0	.306	.522
	Norfolk (AAA)	.248	66	218	32	54	8	3	5	25	23	59	6	.321	.381
2019	Norfolk (AAA)	.125	3	8	1	1	0	0	1	1	0	3	0	.125	.500
	Tacoma (AAA)	.283	78	293	43	83	22	1	23	65	35	86	0	.363	.601
Minor League Totals:		.272	630	2369	321	644	132	30	73	351	252	564	42	.343	.445
Major League Totals:		.266	48	143	12	38	2	0	3	12	18	38	1	.346	.343

2020 SEASON

With Chicago: Signed with the White Sox on 11/24/19 and was a non-roster invitee to MLB Spring Training, but was not included in Chicago's 60-man player pool for 2020.

Transaction Report: Elected free agency on 11/2, signed by Atlanta as a minor league free agent on 12/26.

CAREER NOTES

2019: Set career highs in home runs (24), on-base percentage (.357), slugging percentage (.598), and OPS (.955) in 81 Triple-A games between the Baltimore and Seattle systems ... Combined to bat .279 with 44 runs and 66 RBI ... Opened the season with Norfolk, playing in just three games before landing on the injured list on 4/10 (left quad strain) ... Released by Baltimore on 5/24 ... Signed with Seattle on 6/1 and joined Tacoma, where he tallied 46 extra-base hits and 176 total bases in only 78 games ... Posted a 1.051 OPS in 25 games in July, batting .299 with nine doubles, seven homers, and 15 RBI ... Matched his career high with two homers on three occasions, 6/26 at Albuquerque (3-for-5, 4 RBI), 7/20 vs. Sacramento (2-for-4, 3 RBI), and 8/18 vs. Fresno (2-for-4, 5 RBI) ... Ended the year on an eight-game hitting streak, batting .344 with three homers and 13 RBI.

2018: Between Double-A Bowie and Triple-A Norfolk of the Orioles' system, hit .250 with 11 doubles, three triples, eight home runs, 42 runs, 31 RBI, and six stolen bases in 78 games ... Opened the season with Norfolk, transferred to Bowie on 6/25 and back to Norfolk on 7/20 ... Placed on the injured list twice, from 6/30-7/14 (strained left hamstring) and 8/22-31 (right elbow contusion).

2017: Made his MLB debut with Oakland, batting .266 with three home runs, 12 RBI, and one stolen base in 48 games ... Also logged 38 games with Triple-A Nashville, hitting .275 with seven extra-base hits, nine RBI, and three steals ... Recalled by Oakland for the first time on 6/9 and debuted that day vs. Tampa Bay, going 0-for-4 ... Tallied his first career hit on 6/11-G1 vs. Tampa Bay, a sixth-inning single off Erasmo Ramirez ... Recorded his first career RBI on 6/11-G2 vs. the Rays ... Blasted his first MLB homer on 6/24 at the Chicago White Sox (solo, off James Shields) ... Hit .396 with two homers and six RBI over 17 MLB games from 7/5-7/31 ... Optioned back to Nashville on 8/10 ... Placed on the Sounds injured list on 8/10 (strained left Achilles) and missed the remainder of the year ... Following the season, played nine games for Mesa of the Arizona

Fall League (.182 in 9 games), the second AFL stint of his career (also in 2015).

2016: Named an MiLB.com Oakland Organization All-Star after setting career bests in batting (.285), hits (155), total bases (238), doubles (33), runs (77), and RBI (87) in 132 games between Double-A Midland and Triple-A Nashville ... Ranked among Athletics' minor league leaders in hits (2nd), total bases (2nd), extra-base hits (T-2nd, 52), doubles (3rd), RBI (3rd), triples (3rd, 7), and batting (4th) ... Promoted to Nashville on 5/21 ... Named Pacific Coast League Player of the Week for 6/6-12 after hitting .467 with seven doubles, two homers, and 12 RBI in seven games ... Posted a 29-game on-base streak from 7/30-8/30, hitting .347 in that span ... Finished the year on a 115-game errorless streak ... Played in five PCL Postseason games with the Sounds, hitting .364 with six runs and three steals.

2015: Spent the entire season with Double-A Midland, hitting .260 with 27 doubles, six home runs, 61 runs, and 63 RBI in 132 games ... Set career highs in triples (8) and steals (11) ... Ranked among Texas League leaders in triples (2nd), games (T-6th), walks (7th, 62), hits (8th, 130), and extra-base hits (T-10th, 41) ... Ranked among A's organization leaders in triples (T-1st), walks (T-5th), RBI (6th), and hits (9th) ... Hit a 14th-inning grand slam on 6/4 at Tulsa ... Set a career high with five hits (5-for-5, 2B, 2 R, 2 RBI, SB) on 5/25 at Corpus Christi ... Helped Midland win the Texas League championship, batting .429 with three doubles, four homers, seven runs, and eight RBI in six postseason games ... Following the season, played 17 games for Mesa of the Arizona Fall League, batting .266 with three doubles, two triples, eight runs, and two RBI.

2014: Named an MiLB.com Oakland Organization All-Star for the first time after batting .280 with 25 doubles, six triples, 21 home runs, 67 runs, 72 RBI, and eight stolen bases in 120 games between Class-A Beloit and Advanced-A Stockton ... Ranked among A's minor

league leaders in triples (T-1st), homers (3rd), extra-base hits (T-6th, 52), hits (7th, 124), and RBI (T-9th) ... Opened the year on Beloit's injured list (strained left hamstring), activated on 4/10 ... Promoted to Stockton on 7/7 ... Blasted 13 homers with the Ports, tied for fifth-most in the California League after 7/7 ... Homered in five straight games from 8/6-12 ... Appeared in two CL Postseason games for Stockton, batting .375.

2013: Made his professional debut with Short-A Vermont, batting .261 with nine doubles, four triples, one home run, 13 runs, 23 RBI, and seven stolen bases in 49 games ... His first career homer was a grand slam on 6/21 vs. Connecticut (1-for-2, 4 RBI).

MISC: Selected by the New York Yankees in the 39th round of the 2010 June draft out of Desert Vista High School (Phoenix, AZ), but did not sign ... Played three seasons at Brigham Young University (2011-13), hitting .306/.380/.539 with 39 doubles, 15 triples, 22 homers, 101 runs, 131 RBI, and 33 stolen bases in 152 games ... Named a Collegiate Baseball Writers Association and Louisville Slugger Freshman All-American in 2011, as well as the Mountain West Conference Freshman of the Year (.317/.372/.590, 9 HR, 49 RBI, 13 SB in 53 games) ... Was an All-West Coast Conference First Team selection as a junior in 2013 (.317/.412/.609, 11 HR, 39 R, 52 RBI, 8 SB in 53 games).

AWARDS & HONORS: MiLB.com Oakland Athletics Organization All-Star (2014, 2016) ... Pacific Coast League Player of the Week (6/12/16).

TRANSACTIONS: Selected by the Oakland Athletics in the 17th round of the 2013 June draft out of Brigham Young University (Provo, UT) ... Traded by the Athletics to the Baltimore Orioles in exchange for a player to be named later, RHP Jake Bray (12/19/17) ... Signed by the Seattle Mariners as a minor league free agent (6/1/19) ... Signed by the Chicago White Sox as a minor league free agent (11/24/19) ... Signed by the Atlanta Braves as a minor league free agent (12/26/20).

SINGLE-GAME CAREER HIGHS

H:	5 (5/25/15, MID @ CC)
HR:	2 (6x, last: 8/18/19, TAC vs. FRE)
RBI:	5 (3x, last: 8/18/19, TAC vs. FRE)
R:	4 (8/16/14, STK vs. SJ)
SB:	2 (5x, last: 6/15/18, NOR vs. CHA)



THOMAS BURROWS

LHP

B/T: Left / Left

HT/WT: 6-2 / 230

BORN: September 14, 1994 in Florence, AL

OPENING DAY AGE: 26

PRO SEASON: 5th

MLB DEBUT: None

MLB SERVICE: 0.000

ACQUIRED: Via trade with the Seattle Mariners in exchange for RHP Shae Simmons and OF Mallex Smith on January 11, 2017.

CAREER PITCHING STATS

YEAR	CLUB	W-L	ERA	G	GS	CG	SHO	SV	IP	H	R	ER	HR	BB	SO	BAA
2016	Everett (SS-A)	0-1	2.55	20	0	0	0	6/7	24.2	23	8	7	1	11	37	.240
2017	Rome (A)	3-5	2.16	38	0	0	0	3/6	66.2	48	20	16	1	25	92	.198
2018	Rome (A)	0-0	0.00	1	0	0	0	1/1	2.0	0	0	0	0	0	4	.000
	Florida (Adv-A)	6-2	3.28	29	0	0	0	4/5	46.2	38	22	17	0	30	55	.225
	Mississippi (AA)	0-0	1.42	15	0	0	0	6/6	19.0	10	3	3	0	6	27	.154
2019	Mississippi (AA)	1-3	3.86	16	0	0	0	1/2	21.0	16	11	9	2	6	24	.205
	Gwinnett (AAA)	1-1	4.75	27	0	0	0	6/7	36.0	31	21	19	3	18	39	.230
Minor League Totals:		11-12	2.96	146	0	0	0	27/34	216.0	166	85	71	7	96	278	.209

2021 PROSPECT RANKINGS (MLB.COM)

Braves Org: #25

Top 100 List: NR

2021 PROSPECT RANKINGS (BASEBALL AMERICA)

Braves Org: NR

Top 100 List: NR

2020 SEASON

Prospecting: Entered the 2020 season ranked the Braves' No. 26 prospect by MLB.com.

Did Not Play: Despite being selected as a non-roster invitee to Atlanta Braves Spring Training for the first time in his career, was not included on the Braves' 60-man player pool for 2020.

CAREER NOTES

2019: Earned the Atlanta Braves' Bill Lucas Award for Community Service, as well as Gwinnett's Community Service Award ... Opened the season ranked the Braves' No. 18 prospect by MLB.com, finished the year ranked No. 16 in the organization ... In 43 relief outings between Double-A Mississippi and Triple-A Gwinnett, went 2-4 with a 4.42 ERA, .221 BAA, 1.25 WHIP, and seven saves (7-for-9, 77.8%) ... Across two stints with the Stripers during his Triple-A debut (4/4-5/24, 7/3-8/4), went 1-1 with a 4.75 ERA, .230 BAA, and six saves (6-for-7) in 27 games ... In seven relief outings with Mississippi in June, notched a 0.87 ERA, .139 BAA, 0.48 WHIP, and one save (1-for-1).

2018: Combined to go 6-2 with a 2.66 ERA, 11 saves (11-for-12) and a .199 BAA in 45 relief outings between Class-A Rome, Advanced-A Florida and Double-A Mississippi ... Went 3-0 with a 0.73 ERA, one save (1-for-1) and a .143 BAA over six outings with Florida in July ... Won three consecutive outings from 7/6-7/13, yielding one earned run over 6.1 innings for a 1.42 ERA ... Promoted to Mississippi on 7/20 and did not allow a run over his first four outings (4.0 IP) from 7/22-7/30 ... Fired 12.1 scoreless innings over his final nine games with Mississippi, logging four saves (4-for-4) ... Following the season, pitched for Peoria of the Arizona Fall League, going 0-0 with a 2.25 ERA in eight relief outings for the AFL champions.

2017: In his Atlanta system debut, was named a Braves Organization All-Star by MiLB.com ... Logged 38 relief outings with Class-A Rome, going 3-5 with a 2.16 ERA and three saves (3-for-6) ... Held South Atlantic League opponents to a .198 average ... Led all Atlanta minor league relievers with 92 strikeouts and ranked second in the system (min. 60.0 IP) with a 12.4 SO/9.0 IP ratio ... Also ranked in the top 10 among Braves' relief prospects (min. 30.0 IP) in hits/9.0 IP ratio (6th, 6.5), SO/BB ratio (T-6th, 3.68) and ERA (7th).

2016: Made his professional debut with Short-A Everett in the Seattle Mariners organization, going 0-1 with a 2.55 ERA, six saves (6-for-7) and a .240 BAA in 20 relief outings ... Struck out 37 batters over 24.2 innings for a 13.5 SO/9.0 IP ratio, the second-highest in the Mariners system (min. 20.0 IP) ... Held left-handed batters to a .111 average (3-for-27) with no extra-base hits ... Posted a 1.04 ERA and three saves (3-for-3) over seven outings in August.


MISC: Finished his collegiate career at the University of Alabama as the school's career leader with 30 saves over three seasons ... Named a Freshman All-American by Collegiate Baseball and the NCBWA in 2014 ... Also chosen as the relief pitcher on the SEC All-Freshman Team in 2014.

AWARDS & HONORS: MiLB.com Atlanta Braves Organization All-Star (2017) ... Atlanta Braves Bill Lucas Award (2019) ... Gwinnett "Community Service" Award (2019).

TRANSACTIONS: Selected by the Seattle Mariners in the fourth round of the 2016 June draft out of the University of Alabama (Tuscaloosa, AL) ... Traded by the Mariners to the Atlanta Braves along with LHP Luiz Gohara in exchange for RHP Shae Simmons and OF Mallex Smith (1/11/17).

SINGLE-GAME CAREER HIGHS

IP:	3.0 (5x, last: 8/20/17, ROM @ COL)
SO:	6 (5/30/17, ROM @ GVL)
BB:	4 (5/9/19, GWN vs. BUF)
H:	4 (3x, last: 5/24/19, GWN vs. NOR)
ER:	4 (2x, last: 8/24/19, MIS @ BLX)



JOHAN CAMARGO

40-MAN ROSTER

INF

B/T: Switch / Right

HT/WT: 6-0 / 195

BORN: December 13, 1993 in Panama City, Panama

OPENING DAY AGE: 27

PRO SEASON: 10th

MLB DEBUT: 4/11/17 with ATL

MLB SERVICE: 3.098

ACQUIRED: Signed by the Atlanta Braves as a non-drafted free agent on July 2, 2010.

CAREER HITTING STATS

YEAR	CLUB	AVG	G	AB	R	H	2B	3B	HR	RBI	BB	SO	SB	OBP	SLG
2012	DSL Braves (Rk)	.343	59	198	38	68	14	1	2	26	25	27	6	.433	.455
2013	Danville (Rk)	.294	57	228	28	67	7	4	0	14	18	31	3	.359	.360
2014	Rome (A)	.267	115	420	53	112	16	4	0	40	34	50	7	.320	.324
	Lynchburg (Adv-A)	.259	17	58	7	15	2	0	1	6	1	13	0	.262	.345
2015	Carolina (Adv-A)	.258	130	391	50	101	15	6	1	32	30	54	4	.315	.335
2016	Mississippi (AA)	.267	126	446	46	119	26	6	4	43	24	82	1	.304	.379
2017	Gwinnett (AAA)	.295	33	129	17	38	9	1	4	20	8	22	1	.340	.473
	ATLANTA (MLB)	.299	82	241	30	72	21	2	4	27	12	51	0	.331	.452
	GCL Braves (Rk)	.500	1	4	1	2	0	0	0	0	0	0	0	.500	.500
2018	Florida (Adv-A)	.125	2	8	0	1	0	0	0	0	1	3	0	.222	.125
	Gwinnett (AAA)	.303	8	33	6	10	2	0	3	7	3	9	0	.361	.636
	ATLANTA (MLB)	.272	134	464	63	126	27	1	19	76	51	108	1	.349	.457
2019	Gwinnett (AAA)	.483	14	58	10	28	6	0	2	15	5	12	0	.531	.690
	ATLANTA (MLB)	.233	98	232	31	54	12	1	7	32	15	43	1	.279	.384
2020	ATLANTA (MLB)	.200	35	120	16	24	8	0	4	9	6	35	0	.244	.367
Minor League Totals:		.284	562	1973	256	561	97	22	17	203	149	303	22	.338	.382
Major League Totals:		.261	349	1057	140	276	68	4	34	144	84	237	2	.319	.430

2020 SEASON

With Atlanta: Was on the Braves' Opening Day roster and batted .200 with eight doubles, four home runs, 16 runs, and nine RBI in 35 games ... Twelve of his 24 hits (50.0%) went for extra bases.

Defense: Played both second base (.988 FPCT in 21 games) and third base (1.000 FPCT in 10 games).

Alternate Site: Optioned to Atlanta's Alternate Training Site in Gwinnett on 9/9 and spent the remainder of the regular season there ... Recalled on 9/28 but did not play before being reassigned to the minors on 10/6.

Postseason: Activated on 10/13 and was a member of the NLWCS roster, but did not play vs. Miami ... Added to the NLCS roster in place of injured Adam Duvall prior to Game 2 and played in Games 3-5 and 7, batting .087 (2-for-23, 1 2B, 1 R, 1 RBI).

Winter Ball: Following the season, played for Aguilas of the Dominican Winter League (.212, 1 2B, 7 RBI in 15 games) and the Dominican Republic in the Caribbean Series (.136, 1 HR, 2 RBI in 7 games).

CAREER NOTES

2019: In his second full MLB season, hit .233 with 12 doubles, one triple, seven home runs, 31 runs, 32 RBI, and one stolen base in 98 games with Atlanta ... Appeared at six different defensive positions (1B, 2B, 3B, SS, LF, RF) ... Went 10-for-38 (.263) as a pinch hitter, notching seven extra-base hits and four homers ... Only San Francisco's Pablo Sandoval (10) and Pittsburgh's Jose Osuna (8) had more extra-base pinch hits ... All four of his career MLB pinch-hit homers came in 2019 ... Osuna of the Pirates was the only player in baseball with more pinch-hit blasts (5) ... Became the fourth player in Braves history to hit four-plus pinch-hit homers in a season, joining Tommy Gregg (4 in 1990), Evan Gattis (4 in 2013), and Butch Nieman (5 with Boston in 1945) ... Optioned to Triple-A Gwinnett on 8/16 and hit safely in 13 of 14 games with the Stripers (.483, 28-for-58, 6 2B, 2 HR, 10 R, 15 RBI, 1.221 OPS) ... From 8/16-31, led the International League in batting (.483), hits (28), total bases (40), on-base percentage (.531), and OPS (1.221) ... Had nine multi-hit games with Gwinnett, including six three-hit games ... Posted a team-best five-game multi-hit streak from 8/24-28 ... Hit safely in 16-straight games with Gwinnett from 4/16/18-8/30/19, batting .515 (35-for-68, 8 2B, 2 HR, 12 R, 19 RBI, .554 OBP) in that span ... On 8/28 vs. Norfolk, went 3-for-5 with a homer and three RBI to help the Stripers win 14-8 and clinch a playoff berth for the first time since 2016 ... Had two last-at-bat GWRBI with the Stripers, on 8/22 at Norfolk (2-run double in 9th inning of 8-7 win) and 8/23 at Durham (2-run double in 7th inning of 8-5 win) ... Recalled by Atlanta on 9/1 ... In his first nine games after returning, hit .455 (5-for-11, 2

2B, 2 HR) ... Fouled a ball off his shin and suffered a shin fracture on 9/11 at Philadelphia and missed the remainder of the regular season and Postseason.

2018: In his first full season at the Major League level, had his most productive year to date, batting .272 with MLB career highs in hits (126), doubles (27), homers (19), runs (63), RBI (76), on-base percentage (.349), slugging percentage (.457), OPS (.806), games (134), and at-bats (464) ... Hit .339 (39-for-115) with a 1.023 OPS with runners in scoring position, only Cincinnati's Joey Votto had a better OPS (1.028) with RISP among qualified National League hitters ... His 19 homers were the most by a Braves third baseman since Chipper Jones hit 22 in 2008 ... Opened the season on the 10-day injured list (right oblique strain) and rehabbed with both Advanced-A Florida and Gwinnett before being activated on 4/18 ... Played for both the Stripers (3-for-5, 2B, 2 R, 1 RBI vs. Scranton/WB) and the Braves (PH, 0-for-1 vs. Philadelphia) on 4/18, becoming the first player to play in both a MiLB and MLB game on the same day since Lane Adams also did it for Gwinnett and Atlanta on 6/7/17 ... After being named the Braves' starting third baseman on 5/20, hit .279 (112-for-402, 17 HR) in 110 games ... Tied Freddie Freeman for the team lead in GWRBI after 5/20 with 10 ... Blasted his first MLB walk-off homer on 5/29 vs. the New York Mets (solo, off Gerson Bautista for a 7-6 win) ... Notched his first MLB grand slam on 6/19 at Toronto (off Jaime Garcia) ... In that 6/19 game went 4-for-5 with five RBI out of the No. 9 spot, becoming just the fourth No. 9 hitter in the NL since 1920

to have four hits and five RBI, joining Jack Scott (1926), Johnny Sain (1946), and Micah Owings (2007) ... Started all four games of the NLDS vs. the Los Angeles Dodgers and went 0-for-15 with a walk and five strikeouts.

2017: Made his Triple-A and Major League debuts, batting .295 (9 2B, 1 3B, 4 HR, 17 R, 20 RBI, 1 SB) in 33 games with Gwinnett and .299 (21 2B, 2 3B, 4 HR, 30 R, 27 RBI) in 82 games with Atlanta ... His .299 average ranked tied for second among MLB rookies (min. 200 at-bats) ... His 21 doubles were the most through a player's first 77 games in Atlanta franchise history ... Recalled from Gwinnett on 4/11 and made his MLB debut that night at Miami (PH, 0-for-1, SO) ... Notched his first big-league hit on 4/16 vs. San Diego (pinch-hit RBI single) ... Belted his first career MLB homer on 7/9 vs. Washington (solo, off Matt Grace) ... In his three stints with Atlanta, appeared in 43 games (30 starts) at third base, 26 games (23 starts) at shortstop, nine games (6 starts) at second base, and one game (0 starts) in left field ... Produced a .980 fielding percentage overall ... Suffered a right knee bone bruise on 8/9 and was placed on the 10-day injured list ... Played three rehab games before being activated on 9/5 ... Hit .321 (18-for-56, 4 2B, 1 HR, 4 R, 8 RBI) over his final 18 games ... Over his three stints with Gwinnett, batted .311 (38-for-122, 9 2B, 4 HR, 17 R, 20 RBI) in 31 games ... Named the G-Braves' Player of the Month for May (.337, 30-for-89, 2 HR, 14 RBI).

2016: Entered the season ranked Atlanta's No. 27 prospect and "Best Defensive Infielder" by *Baseball America* ... Made his Double-A debut with Mississippi, batting .267 in 126 games ... Led the Southern League in sacrifice hits (17) ... Produced a .315 average (58-for-184, 11 2B, 3 3B, 1 HR, 40 RBI) with runners on base ... Hit left-handed pitchers at a .320 clip (24-for-75), but recorded 31 of his 36 extra-base hits and all four of his home runs off right-handers (.256, 95-for-371) ... Batted .291 (65-for-223) after the All-Star break, including .354 (34-for-96) in 27 games in July ... Had three straight multi-hit games from 7/8-10, batting .643 (9-for-14, 3B, 2 R, 2 RBI) in that span ... Fell a homer shy of the cycle on 7/30 vs. Birmingham (4-for-5, 2 2B, 3B, 3 R, RBI) ... Posted a .971 fielding percentage, logging games at second base (64), shortstop (32) and third base (29) ... Appeared in seven games during the SL Playoffs, batting .333 (9-for-27, 2B, 3B, 3 R, 3 RBI) ... Following the season, played for Aguilas Cibaenas of the Dominican Winter League...batted .275 (22-for-80, 4 2B, 4 3B, 2 HR, 8 R, 11 RBI) in 25 games.

2015: Entered the season ranked the Braves' No. 14 prospect and "Best Defensive Infielder" by *Baseball America* ... Earned Carolina League Mid-Season and Post-Season All-Star selections after batting .258 in 130 games with Advanced-A Carolina ... Tallied a career-high six triples, tied for sixth-most in the Braves system ... Batted .289 (54-for-187, 11 2B, 3 3B, 23 R, 18 RBI) in 64 games in the first half ... Hit his only homer as part of a three-hit effort on 8/16 at Frederick (3-for-4, HR, 2 R, 2 RBI) ... Following the season, played 16 games for Peoria of the Arizona Fall League, batting .206 (13-for-63, 5 R, 3 RBI).

2014: Entered the season ranked the Braves' No. 14 prospect and "Best Defensive Infielder" by *Baseball America* ... Combined to bat .266 (127-for-478, 18 2B, 4 3B, HR, 60 R, 46 RBI, 7 SB) in 132 games between Class-A Rome and Advanced-A Lynchburg ... Made 118 starts with the two clubs, all at shortstop ... Ranked in the top 10 in the Atlanta organization in games (3rd), at-bats (4th), runs (T-8th) and hits (9th) ... Set career highs in hits, doubles, RBI, stolen bases, runs scored and games ... Hit .267 in 115

games with Rome before being promoted to Lynchburg on 8/15 ... Went a perfect 5-for-5 and fell a homer shy of the cycle (2B, 3B, 2 R, RBI) on 5/28 vs. West Virginia ... Batted .324 (34-for-105, 6 2B, 3B, 19 R, 15 RBI, 3 SB) in 26 games in July ... With the HillCats, posted a .259 average in 17 games ... Also appeared in two playoff games with Lynchburg, going 1-for-6.

2013: Entered the season ranked the Braves' No. 19 prospect and "Best Defensive Infielder" by *Baseball America* ... Spent the entire season with Rookie-level Danville, batting .294 in 57 games ... Led the club in at-bats (228) and hits (67) while tying for the lead in triples (4) ... Hit .323 (32-for-99, 5 2B, 2 3B, 14 R, 7 RBI, 3 SB) in 25 games in July ... Named the Appalachian League Player of the Week on 8/12.

2012: Selected by Atlanta as the Dominican Summer League Braves Player of the Year after leading the club in average (.343), hits (68), doubles (14), on-base percentage (.433), slugging percentage (.455) and OPS (.887).

2011: Missed the entire season due to right elbow tendinitis.

AWARDS & HONORS: Dominican Summer League Braves Player of the Year (2012) ... Appalachian League Player of the Week (8/12/13) ... Carolina League Mid-season All-Star ... Carolina League Postseason All-Star (2015).

TRANSACTIONS: Signed by the Atlanta Braves as a non-drafted free agent (7/2/10).

SINGLE-GAME CAREER HIGHS

H:	5 (5/28/14, ROM vs. WV)
HR:	1 (51x, last: 8/29/20, ATL @ PHI)
RBI:	5 (6/19/18, ATL @ TOR)
R:	3 (7x, last: 6/4/17, ATL @ CIN)
SB:	2 (2x, last: 5/10/14, ROM vs. ASH)



RYAN CASTEEL

C

B/T: Right / Right

HT/WT: 6-1 / 205

BORN: June 6, 1991 in Chattanooga, TN

OPENING DAY AGE: 29

PRO SEASON: 11th

MLB DEBUT: None

MLB SERVICE: 0.000

ACQUIRED: Signed by the Atlanta Braves as a minor league free agent on March 14, 2021.

CAREER HITTING STATS

YEAR	CLUB	AVG	G	AB	R	H	2B	3B	HR	RBI	BB	SO	SB	OBP	SLG
2010	Casper (Rk)	.305	43	177	21	54	8	1	3	22	10	35	2	.342	.412
2011	Tri-City (SS-A)	.273	56	198	31	54	17	2	1	30	24	40	8	.354	.394
2012	Asheville (A)	.279	71	251	28	70	24	2	2	28	19	44	6	.332	.414
2013	Modesto (Adv-A)	.270	108	411	67	111	30	4	22	76	50	118	1	.352	.523
2014	Tulsa (AA)	.280	113	436	63	122	22	1	16	56	39	94	3	.341	.445
2015	Boise (SS-A)	.267	4	15	2	4	1	0	0	0	0	6	0	.267	.333
	New Britain (AA)	.467	4	15	2	7	2	0	0	2	0	4	0	.467	.600
	Albuquerque (AAA)	.292	34	130	12	38	8	1	2	20	2	33	2	.301	.415
2016	Albuquerque (AAA)	.230	43	152	19	35	8	2	3	20	8	47	0	.273	.368
	Jackson (AA)	.243	50	185	21	45	9	1	3	28	19	51	3	.306	.351
2017	Arkansas (AA)	.272	100	389	47	106	25	0	12	61	31	84	1	.323	.429
2018	Lancaster (IND)	.321	104	410	51	117	20	3	16	70	34	53	3	.383	.523
2019	Mississippi (AA)	.263	108	411	47	108	21	2	21	73	43	121	0	.334	.477
Minor League Totals:		.272	744	2770	360	1216	175	16	85	416	245	677	26	.332	.439
Independent League Totals:		.321	104	410	51	117	20	3	16	70	34	53	3	.383	.523

2020 SEASON

Did Not Play: Was not included on the Braves' 60-man player pool for 2020.

Transaction Report: Elected free agency on 11/2, re-signed by the Braves on 3/14/21.

CAREER NOTES

2019: Led Double-A Mississippi and ranked second in the Southern League in both home runs (21) and RBI (73), batting .263 in 118 games ... Ranked third in the league in slugging percentage (.477) and tied for seventh in OPS (.811) ... Recorded the first three-homer game in M-Braves' history on 7/3 at Pensacola, setting a career high for runs scored (4) and tying career highs for hits (4-for-5) and RBI (5) ... Hit .310 with 16 homers, 46 RBI, and a 1.003 OPS in 58 games on the road (.212, 5 HR, 27 RBI, .601 OPS in 60 home games) ... Posted a .995 fielding percentage (4 errors in 765 TC) in 100 games at first base ... Following the season, played for Santurce of the Puerto Rican Winter League (.229, 3 HR, 12 RBI in 27 games).

2018: Played for Lancaster of the independent Atlantic League and was selected to the circuit's Midseason and End-of-Season All-Star teams ... Also named Lancaster's Player of the Year ... Hit .321 with 16 homers, 70 RBI, and a .906 OPS in 104 games ... Following the season, played for Hermosillo of the Mexican Pacific Winter League (.186, 0 HR, 1 RBI in 12 games).

2017: Spent the entire season with Double-A Arkansas of the Seattle Mariners system, batting .272 with 25 doubles, 12 home runs, 47 runs, and 61 RBI in 100 games ... Named Texas League Player of the Week on 8/27, his second time winning the award (.391, 3 HR, 8 RBI during the week) ... After being drafted as a catcher, switched solely to first base and posted a .991 fielding percentage (7 errors in 776 TC) over 91 games ... Following the season, played for Los Mochis of the Mexican Pacific Winter League (.159, 1 HR, 4 RBI in 13 games).

2016: Logged 93 games between Triple-A Albuquerque (Colorado) and Double-A Jackson (Seattle), batting .237 with 17 doubles, three triples, six home runs, 40 runs, and 48 RBI ... Opened the season with Albuquerque, hitting .230 with three homers and 20 RBI in 43 games ... Released by the Rockies on 7/4, signed with the Mariners on

7/7 ... Hit .243 with three homers and 28 RBI over his final 50 games with Jackson ... Defensively, had a .986 fielding percentage (2 errors in 138 TC) and 17.2% (5-of-29) caught stealing percentage in 20 games at catcher with Albuquerque ... Did not catch for Jackson ... Combined for a .996 fielding percentage (2 errors in 469 TC) in 51 total games at first base ... Played in seven games for the Generals during the Southern League Playoffs (.217, 1 2B, 2 HR, 5 R, 5 RBI, .909 OPS), helping the club capture the league championship over Mississippi.

2015: Limited to just 42 games across three levels of the Rockies system ... Batted .306 with 11 doubles, one triple, two homers, 16 runs, 22 RBI, and two stolen bases ... Began the year with Albuquerque, making his Triple-A debut (.292, 2 HR, 20 RBI, 2 SB in 34 games) ... Placed the Isotopes' injured list on 6/1 (strained right quad) and missed over two months of the season ... Assigned to rehab with Short-A Boise on 7/31 and Double-A New Britain on 8/11 before rejoining Albuquerque on 8/19 ... Overall, had a .979 fielding percentage (6 errors in 290 TC) and a 23.5% (8-of-34) caught stealing percentage in 38 starts at catcher ... Also made one start at first base ... Following the season, played five games for Estrellas of the Dominican Winter League (.333, 4-for-12).

2014: Spent the entire year with Double-A Tulsa, batting .280 with 22 doubles, one triple, 16 home runs, 63 runs, 56 RBI, and three stolen bases in 113 games ... Selected to the Texas League Midseason All-Star Team after hitting .277 with 13 doubles, one triple, nine homers, and 35 RBI in 60 first-half games ... Named TL Player of the Week on 6/9 (.385, 3 HR, 7 RBI in six games during the week) ... hit .290 with seven homers, 17 RBI, and a .926 OPS in 24 games in June ... Split time defensively at catcher (39 games) and first base (59 games) ... Had a .985 fielding percentage at both positions and a 24.1% (14-of-58) caught stealing percentage ... Played in nine games during the Texas League Playoffs (.265, 2 2B, 2 R, 5 RBI) ... Following the season, played for Salt River of the Arizona Fall

CASTEEL

League (.258, 9 2B, 11 R, 15 RBI in 25 games).

2013: Named a California League Postseason All-Star after hitting .270 with career highs in doubles (30), triples (4), homers (22), runs (67), RBI (76), slugging percentage (.523), and OPS (.875) in 108 games with Modesto ... Ranked among league leaders in slugging (3rd), homers (T-6th), OPS (8th), and extra-base hits (T-9th, 56) ... Hit .289 with 16 homers, 44 RBI, and a .970 OPS in 54 road games ... Boasted an impressive .998 fielding percentage (1 error in 512 TC) in 57 starts behind the plate, throwing out 26.6% (17-of-64) of attempting base stealers ... Played in two games during the California League Playoffs (.111) ... Following the season, played for Melbourne of the Australian Baseball League (.343, 10 2B, 1 3B, 11 HR, 23 R, 36 RBI, 1.020 OPS in 45 games).

2012: Played 71 games with Class-A Asheville, batting .279 with 24 doubles, two triples, two home runs, 28 RBI, and six stolen bases ... After hitting .236 in 30 first-half games, hit .310 with an .831 OPS over his final 41 games ... Hit .346 with 13 extra-base hits, 11 RBI, and an .896 OPS in 21 games in August ... Saw action defensively at catcher (66 games) and first base (1 game) ... Had a .981 fielding percentage (9 errors in 465 TC) and a 30.5% (22-of-72) caught stealing percentage ... Played in six games during the South Atlantic League Playoffs (.318, 1 2B, 1 HR, 5 R, 4 RBI), leading Asheville to the league championship.

2011: With Short-A Tri-City, hit .273 with 17 doubles, two triples, one home run, and 30 RBI ... Set career highs for on-base percentage (.354) and stolen bases (8) ... Posted a .989 fielding percentage (5 errors in 440 TC) and threw out 25.4% (18-of-71) of attempting base stealers ... Played in four games during the Northwest League Playoffs (.125, 1 2B, 1 RBI).

2010: Made his professional debut, batting .305 with eight doubles, one triple, three home runs, 21 runs, 22 RBI, and two stolen bases in 43 games with Rookie-level Casper ... Earned Pioneer League Player of the week on 8/30 ... Made 33 starts at catcher, posting a .986 fielding percentage (4 errors in 295 TC) and throwing out 25.5% (13-of-51) of attempting base stealers.

AWARDS & HONORS: Pioneer League Player of the Week (8/30/10) ... California League Postseason All-Star (2013) ... Texas League Player of the Week (6/9/14, 8/27/17) ... Texas League Midseason All-Star (2014) ... Atlantic League (Independent) Midseason All-Star (2018) ... Atlantic League (Independent) End-of-Season All-Star (2018) ... Lancaster Barnstormers Player of the Year (2018).

TRANSACTIONS: Selected by the Colorado Rockies in the 17th round of the 2010 June draft out of Cleveland State Community College (Cleveland, TN) ... Signed by the Seattle Mariners as a minor league free agent (7/7/16) ... Re-signed by Seattle as a minor league free agent (12/16/16) ... Signed with Lancaster of the independent Atlantic League (2/7/18) ... Signed by the Atlanta Braves as a minor league free agent (1/24/19) ... Re-signed by Atlanta as a minor league free agent (3/14/21).

SINGLE-GAME CAREER HIGHS

H:	4 (7x, last: 7/3/19, MIS @ PNS)
HR:	3 (7/3/19, MIS @ PNS)
RBI:	5 (2x, last: 7/3/19, MIS @ PNS)
R:	4 (7/3/19, MIS @ PNS)
SB:	2 (2x, last: 8/14/11, TC @ EVE)



CORBIN CLOUSE

LHP**B/T:** Switch / Left**HT/WT:** 6-0 / 210**BORN:** June 26, 1995 in Lansing, MI**OPENING DAY AGE:** 25**PRO SEASON:** 5th**MLB DEBUT:** None**MLB SERVICE:** 0.000**ACQUIRED:** Selected by the Atlanta Braves in the 27th round of the 2016 June draft out of Davenport University (Grand Rapids, MI).

CAREER PITCHING STATS

YEAR	CLUB	W-L	ERA	G	GS	CG	SHO	SV	IP	H	R	ER	HR	BB	SO	BAA
2016	Danville (Rk)	1-0	0.00	4	0	0	0	1/1	6.2	0	0	0	0	2	16	.000
	Rome (A)	4-0	1.52	15	0	0	0	4/5	23.2	13	4	4	1	13	37	.160
2017	Florida (Adv-A)	2-0	2.31	25	0	0	0	2/2	35.0	31	13	9	0	21	46	.228
	Mississippi (AA)	3-4	2.86	16	0	0	0	1/3	22.0	21	8	7	2	13	26	.256
2018	Mississippi (AA)	5-2	1.84	38	0	0	0	4/6	49.0	38	11	10	0	21	65	.216
	Gwinnett (AAA)	1-0	2.25	7	3	0	0	0/0	16.0	12	4	4	0	4	18	.207
2019	GCL Braves (Rk)	0-0	3.86	2	0	0	0	0/0	2.1	3	3	1	0	0	2	.273
	Gwinnett (AAA)	0-3	5.65	21	1	0	0	1/3	28.2	29	18	18	6	13	37	.261
Minor League Totals:		16-9	2.60	128	4	0	0	13/20	183.1	147	61	53	9	87	247	.218

2020 SEASON

Did Not Play: Was not included on the Braves' 60-man player pool for 2020.

CAREER NOTES

2019: Went 0-3 with a 5.52 ERA, .262 BAA, and one save (1-for-3) in 23 games (1 start) between Triple-A Gwinnett and the GCL Braves ... In 21 games (1 start) with the Stripers, went 0-3 with a 5.65 ERA, .261 BAA, and one save (1-for-3) ... Tied for the Gwinnett team lead in holds (4) ... Started once for the Stripers on 7/17 vs. Lehigh Valley, a no-decision (1.0 IP, 4 H, 2 R, 2 ER, 0 BB, 1 SO) in a 6-3 victory ... Placed on Gwinnett's seven-day injured list on 5/2...activated on 7/11...placed on the seven-day injured list again on 8/23 and missed the remainder of the season ... Joined the GCL Braves on 7/3 and pitched twice, going 0-0 with a 3.86 ERA.

2018: Named an Atlanta Braves' Organization All-Star by MiLB.com ... Went 6-2 with a 1.94 ERA, .214 BAA and four saves (4-for-6) in 45 games (3 starts) between Double-A Mississippi and Gwinnett ... Ranked among the top 10 Atlanta farmhands in reliever ERA (3rd, 1.94), saves (T-8th, 4), and SO/BB ratio (9th, 3.42) ... His 11.5 SO/9.0 IP ratio (83 SO in 65.0 IP) ranked fifth among Braves' minor leaguers with at least 40 appearances ... Opened the season with the M-Braves, going 5-2 with a 1.84 ERA, .216 BAA, and four saves (4-for-6) in 38 relief outings from 4/7-8/6 ... Went 4-2 with a 0.77 ERA and four saves (4-for-4) over his last 20 outings with Mississippi ... Posted a 0.84 ERA and .192 BAA in 17 home outings with the M-Braves ... Promoted to Gwinnett on 8/11, as of that date ranked second among Southern League relief leaders in SO/9.0 IP ratio (11.94, 65 SO in 49.0 IP) ... In seven games (3 starts) during his Triple-A debut with the Stripers, went 1-0 with a 2.25 ERA and .207 BAA ... Held International League opponents to a .080 average and posted a 1.13 ERA in his four relief outings ... Made three spot starts, the first starts of his career, from 8/25-9/3, going 0-0 with a 3.38 ERA.

2017: Went 5-4 with a 2.53 ERA and 72 strikeouts in 41 games between Advanced-A Florida and Mississippi ... His 2.53 ERA ranked eighth among Atlanta minor league relievers (min. 30.0 IP) ... His 11.4 SO/9.0 IP ratio ranked fifth among Braves' minor league relievers (min. 50.0 IP).

2016: Split his first professional season between Rookie-level Danville and Class-A Rome, going 5-0 with a 1.19 ERA and four saves in 19 games ... His 1.19 ERA led all


Braves' minor league relievers (min. 30.0 IP) ... Made four appearances with Danville before joining Rome on 7/9 ... Went 0-1 with a 0.00 ERA in four postseason appearances as Rome won the South Atlantic League championship.

AWARDS & HONORS: MiLB.com Atlanta Braves Organization All-Star (2018).

TRANSACTIONS: Selected by the Atlanta Braves in the 27th round of the 2016 June draft out of Davenport University (Grand Rapids, MI).

SINGLE-GAME CAREER HIGHS

IP:	3.0 (8x, last: 8/18/19, GWN vs. SWB)
SO:	7 (8/2/16, ROM vs. LEX)
BB:	4 (4/12/17, FLA vs. DUN)
H:	5 (2x, last: 8/25/18, GWN @ CHA)
ER:	4 (4/12/17, FLA vs. DUN)



WILLIAM CONTRERAS

40-MAN ROSTER**B/T:** Right / Right**HT/WT:** 6-0 / 180**BORN:** December 24, 1997 in Puerto Cabello, Venezuela**OPENING DAY AGE:** 23**PRO SEASON:** 7th**MLB DEBUT:** 7/24/20 with ATL**MLB SERVICE:** 0.017**ACQUIRED:** Signed by the Atlanta Braves as a non-drafted free agent on February 1, 2015.

CAREER HITTING STATS

YEAR	CLUB	AVG	G	AB	R	H	2B	3B	HR	RBI	BB	SO	SB	OBP	SLG
2015	DSL Braves (Rk)	.314	49	172	21	54	9	4	0	32	15	21	2	.370	.413
2016	GCL Braves (Rk)	.264	30	72	8	19	5	0	1	8	7	15	0	.346	.375
2017	Danville (Rk)	.290	45	169	29	49	10	1	4	25	24	30	1	.379	.432
2018	Rome (A)	.293	82	307	54	90	17	1	11	39	29	73	1	.360	.463
	Florida (Adv-A)	.253	23	83	3	21	7	0	0	10	6	16	0	.300	.337
2019	Florida (Adv-A)	.263	50	190	26	50	11	0	3	22	14	44	0	.324	.368
	Mississippi (AA)	.246	60	191	24	47	9	0	3	17	15	40	0	.306	.340
2020	ATLANTA (MLB)	.400	4	10	0	4	1	0	0	1	0	4	0	.400	.500
Minor League Totals:		.279	339	1184	165	330	68	6	22	153	110	239	4	.345	.402
Major League Totals:		.400	4	10	0	4	1	0	0	1	0	4	0	.400	.500

2021 PROSPECT RANKINGS (MLB.COM)

Braves Org: #7

Top 100 List: NR

2021 PROSPECT RANKINGS (BASEBALL AMERICA)

Braves Org: #6

Top 100 List: NR

2020 SEASON

Prospecting: Entered the 2020 season ranked the Braves' No. 8 prospect by *Baseball America* and No. 9 prospect by MLB.com.

Alternate Site: Was a member of Atlanta's 60-player pool for 2020, spending the majority of the season at the Braves Alternate Site in Gwinnett.

MLB Debut: Added to the Braves Opening Day roster on 7/24 and made his MLB debut that day at the New York Mets, serving as a defensive replacement.

MLB Firsts: Notched his first career hit and RBI on 7/25 at the New York Mets (RBI double off Hunter Strickland) and his first multi-hit game on 7/26 at the New York Mets (3-for-5) ... Batted .400 (4-for-10) in four games before returning to the Alternate Site on 7/29.

CAREER NOTES

2019: Was a Florida State League Midseason All-Star with Advanced-A Florida and hit .255 (20 2B, 6 HR, 50 R, 39 RBI) in a career-high 110 games between Florida and Double-A Mississippi ... Entered the season ranked the Braves' No. 9 prospect by MLB.com, rose to No. 8 by the end of the campaign ... Was among the top five in the FSL in doubles (T-3rd, 7), batting (4th, .329), and hits (T-4th, 28) in April (23 games) ... Selected as a FSL All-Star after batting .263 (11 2B, 3 HR, 26 R, 22 RBI, .692 OPS) in 50 first-half games ... Did not play in the All-Star Game on 6/15 in Jupiter, FL ... Promoted to Mississippi on 6/5 and hit .246 (9 2B, 3 HR, 24 R, 17 RBI, .647 OPS) in 60 games during his Double-A debut ... Posted a six-game RBI streak (10 RBI total) from 7/19-7/27 ... Had a .983 fielding percentage and 32.7% caught stealing percentage (32-for-98) in 96 games at catcher between both levels.

2018: Named a South Atlantic League Postseason All-Star and Braves Organization All-Star by MiLB.com ... Played 105 games between Class-A Rome and Advanced-A Florida, combining to bat .285 (24 2B, 1 3B, 11 HR, 57 R, 49 RBI, .783 OPS) in 105 games ... Set career highs in runs, hits (111), total bases (170), doubles, homers, RBI, walks (35), and slugging percentage (.436) ... Finished the season ranking among the Braves' top 10 farmhands in doubles (T-5th), runs (T-7th), batting (8th), OPS (8th), hits (9th), and home runs (T-9th) ... Named Rome's Player of the Month for July (.300, 9 2B, 1 3B, 5 HR, 19 R, 21 RBI, .995 OPS in 23 games) ... Promoted to Florida on 8/1 and hit .253 (7 2B, 3 R, 10 RBI) in 23 games.

2017: Earned rookie-level Danville's Player of the Year award and Appalachian League Postseason All-Star honors (.290, 10 2B, 1 3B, 4 HR, 29 R, 25 RBI, .432

SLG, .811 OPS in 45 games) ... Had 12 multi-hit games, including his first professional four-hit performance on 8/4 at Greenville (4-for-5) ... Had a 14-game hitting streak from 7/2-7/23, the second-longest in the Appy League (.392, 3 2B, 3 HR, 16 R, 11 RBI).

2016: Played 30 games with the Gulf Coast League Braves, batting .264 (5 2B, 1 HR, 8 R, 8 RBI) ... Appeared in one game during the GCL Playoffs, drawing a walk in his lone plate appearance.

2015: In 49 games with the Dominican Summer League Braves, he finished among the team's top five in triples (2nd, 4), doubles (4th, 9), and RBI (5th, 32).

AWARDS & HONORS: Rookie-level Danville Player of the Year (2017) ... Appalachian League Postseason All-Star (2017) ... South Atlantic League Postseason All-Star (2018) ... MiLB.com Atlanta Braves Organization All-Star (2018) ... Florida State League Midseason All-Star (2019).

MISC: Is the brother of Chicago Cubs catcher Willson Contreras.

TRANSACTIONS: Signed by the Atlanta Braves as a non-drafted free agent (2/1/15).

SINGLE-GAME CAREER HIGHS

H:	4 (5x, last: 7/21/19, MIS vs. PNS)
HR:	2 (6/5/18, ROM @ ASH)
RBI:	5 (7/26/18, ROM @ COL)
R:	3 (2x, last: 7/14/17, DAN @ PRN)
SB:	1 (4x, last: 7/3/18, ROM vs. KAN)



TUCKER DAVIDSON

40-MAN ROSTER



B/T: Left / Left

HT/WT: 6-2 / 215

BORN: March 25, 1996 in Amarillo, TX

OPENING DAY AGE: 25

PRO SEASON: 6th

MLB DEBUT: 9/26/20 with ATL

MLB SERVICE: 0.003

ACQUIRED: Selected by the Atlanta Braves in the 19th round of the 2016 June draft out of Midland College (Midland, TX).

CAREER PITCHING STATS

YEAR	CLUB	W-L	ERA	G	GS	CG	SHO	SV	IP	H	R	ER	HR	BB	SO	BAA
2016	GCL Braves (Rk)	0-3	1.52	11	1	0	0	0/1	29.2	32	9	5	1	4	32	.271
2017	Rome (A)	5-4	2.60	31	12	0	0	2/3	103.2	96	45	30	4	30	101	.248
2018	Florida (Adv-A)	7-10	4.18	24	24	1	1	0/0	118.1	120	61	55	5	58	99	.270
2019	Mississippi (AA)	7-6	2.03	21	21	0	0	0/0	110.2	88	34	25	5	45	122	.224
	Gwinnett (AAA)	1-1	2.84	4	4	0	0	0/0	19.0	20	8	6	0	9	12	.286
2020	ATLANTA (MLB)	0-1	10.80	1	1	0	0	0/0	1.2	3	7	2	1	4	2	.333
Minor League Totals:		20-24	2.86	91	62	1	1	2/4	381.1	356	157	121	15	146	366	.252
Major League Totals:		0-1	10.80	1	1	0	0	0/0	1.2	3	7	2	1	4	2	.333

2021 PROSPECT RANKINGS (MLB.COM)

Braves Org: **#9**

Top 100 List: **NR**

2021 PROSPECT RANKINGS (BASEBALL AMERICA)

Braves Org: **#10**

Top 100 List: **NR**

2020 SEASON

Prospecting: Entered the 2020 season ranked the Braves' No. 10 prospect by both MLB.com and *Baseball America* ... Also rated by *BA* as owning the "Best Curveball" in the Braves system.

Alternate Site: Was a member of Atlanta's 60-player pool for 2020, spending the majority of the season at the Braves' Alternate Site in Gwinnett.

MLB Debut: Recalled by Atlanta on 9/26 and made his MLB debut as the starter that night vs. Boston (loss, 1.2 IP, 3 H, 7 R, 2 ER, 1 HR, 4 BB, 2 SO in Braves' 8-2 loss) ... Reassigned to the Alternate Site on 9/27.

No. 99: Was the 99th former Gwinnett player to make his MLB debut and the fourth to do so with Atlanta in 2020 joining OF Cristian Pache, RHP Ian Anderson, and RHP Patrick Weigel.

CAREER NOTES

2019: Selected by Atlanta as Mississippi's Co-Pitcher of the Year alongside Ian Anderson ... Named to both the Southern League Midseason and Postseason All-Star teams (7-6, 2.03 ERA, .224 BAA, 1.20 WHIP, 122 SO in 21 starts) ... Named the top left-handed starter in the Braves organization by *MLB.com*, as well as a Double-A All-Star by *Baseball America* ... Produced a 0.95 ERA and .115 BAA over four starts with Mississippi in April ... Named M-Braves Pitcher of the Month for July (3-1, 2.57 ERA, .232 BAA, 1.07 WHIP in 5 starts) ... Pitched a career-high 8.0 innings twice, on 5/18 at Birmingham (win, 5 H, 0 R, 2 BB, 4 SO in 4-1 victory) and 7/18 vs. Pensacola (win, 5 H, 0 R, 0 BB, 9 SO in 1-0 victory) ... As of 8/4, he led the SL in ERA (2.03) and ranked among the league's top 10 in starts (T-3rd, 21), GO/AO ratio (4th, 1.21), strikeouts (4th, 122), BAA (6th, .224), WHIP (7th, 1.20), wins (T-7th, 7), and innings (9th, 110.2) ... Promoted to Gwinnett on 8/5 and made his Triple-A debut, going 1-1 with a 2.84 ERA in four regular-season starts and 0-1 with a 9.82 ERA in one postseason start ... Combined to go 8-7 with a 2.15 ERA, .234 BAA, and 1.25 WHIP in 25 starts between Mississippi and Gwinnett ... Led all Braves MiLB pitchers (min. 100.0 IP) in ERA (2.15), also ranked among the organization's top five in strikeouts (3rd, 134), starts (4th, 25), and wins (T-5th, 8) ... Had 10 quality starts between both levels, going 8-2 with a 1.51 ERA in those outings.

2018: Spent the entire season with Advanced-A Florida, going 7-10 with a 4.18 ERA in 24 starts ... Ranked among Braves' top 10 farmhands in wins (T-8th, 7) and innings (10th, 118.1 IP) ... Named by the Braves as Florida's Pitcher of the Month for May after going 3-0 with a 3.22 ERA over four starts ... Tossed his first career complete-game

shutout on 6/12 vs. Bradenton (7.0 IP, 5 H, 2 BB, 5 SO in 6-0 win) ... Went 6-6 with a 2.99 ERA over his final 17 starts after going 1-4 with an 8.04 ERA in his first seven starts.

2017: In his first full professional season, went 5-4 with a 2.60 ERA and two saves (2-for-3) in 31 games (12 starts) with Class-A Rome ... His 2.60 ERA was tied for second-lowest among Braves MiLB starters (min. 75.0 IP) ... Went 4-2 with a 2.76 ERA in 12 starts, and 1-2 with a 2.38 ERA in 19 relief appearances.

2016: Began his professional career with the GCL Braves, going 0-3 with a 1.52 ERA in 11 games (1 start) ... Made his first start on 7/15 at the GCL Yankees West (ND, 3.0 IP, 4 H, 1 R, 1 ER, 1 BB, 5 SO).

AWARDS & HONORS: Mississippi Braves Pitcher of the Year (2019) ... Southern League Midseason All-Star (2019) ... Southern League Postseason All-Star (2019) ... *Baseball America* Double-A All-Star (2019) ... MiLB.com Atlanta Braves Organization All-Star (2019).

TRANSACTIONS: Selected by the Atlanta Braves in the 19th round of the 2016 June draft out of Midland College (Midland, TX).

SINGLE-GAME CAREER HIGHS

IP:	8.0 (2x, last: 7/18/19, MIS vs. PNS)
SO:	10 (6/13/19, MIS vs. MOB)
BB:	6 (8/3/18, FLA @ FTM)
H:	10 (7/17/18, FLA @ DUN)
ER:	8 (7/24/18, FLA vs. CHA)



JASSEEL DE LA CRUZ

40-MAN ROSTER

RHP

B/T: Right / Right

HT/WT: 6-1 / 200

BORN: June 26, 1997 in Hato Mayor, Dominican Republic

OPENING DAY AGE: 23

PRO SEASON: 7th

MLB DEBUT: None

MLB SERVICE: 0.000

ACQUIRED: Signed by the Atlanta Braves as a non-drafted free agent on June 1, 2015.

CAREER PITCHING STATS

YEAR	CLUB	W-L	ERA	G	GS	CG	SHO	SV	IP	H	R	ER	HR	BB	SO	BAA
2015	DSL Braves (RK)	0-1	7.11	7	0	0	0	0	6.1	6	8	5	0	8	6	.261
2016	DSL Braves (RK)	2-0	3.42	12	3	0	0	0	26.1	23	11	10	1	14	20	.247
	GCL Braves (RK)	2-0	0.00	6	0	0	0	0	15.0	4	0	0	0	1	12	.085
2017	GCL Braves (RK)	2-1	1.89	4	4	0	0	0	19.0	13	4	4	1	11	19	.188
	Danville (Adv-Rk)	0-2	5.32	7	6	0	0	0	23.2	25	20	14	1	11	19	.260
2018	Rome (A)	3-4	4.83	15	13	0	0	0	69.0	65	40	37	6	34	65	.250
2019	Rome (A)	0-1	2.50	4	4	0	0	0	18.0	19	5	5	1	5	22	.275
	Florida (Adv-A)	3-1	1.93	4	4	2	1	0	28.0	12	6	6	0	7	26	.128
	Mississippi (AA)	4-7	3.83	17	16	0	0	0	87.0	71	39	37	7	37	73	.223
Minor League Totals:		16-17	3.63	76	50	2	1	0	292.1	238	133	118	17	124	260	.223

2021 PROSPECT RANKINGS (MLB.COM)

Braves Org: #10

Top 100 List: NR

2021 PROSPECT RANKINGS (BASEBALL AMERICA)

Braves Org: #13

Top 100 List: NR

2020 SEASON

Prospecting: Entered 2020 ranked the Braves' No. 11 prospect by *Baseball America* and No. 12 prospect by MLB.com.

Alternate Site: Was a member of Atlanta's 60-player pool for 2020, spending the majority of the season at the Braves' Alternate Site in Gwinnett.

Nearly Debuted: Recalled by Atlanta for the first time in his career on 9/15, but did not make his MLB debut before being optioned to the Alternate Site on 9/16.

Winter Ball: Made one relief appearance for Toros del Este of the Dominican Winter League, throwing 2.0 innings (1 H, 1 R, 0 ER, 1 BB, 0 SO).

CAREER NOTES

2019: Tossed the first no-hitter in Florida Fire Frogs history (5/18 vs. Jupiter, 89 pitches over 9.0 IP in 12-0 win) as part of a season in which he went 7-9 with a 3.25 ERA, .212 BAA, and 1.14 WHIP in 25 games (24 starts) between Class-A Rome, Advanced-A Florida, and Double-A Mississippi ... Ranked among Braves MiLB pitching leaders (min. 100.0 IP) in WHIP (2nd, 1.14), strikeouts (T-4th, 121), innings (5th, 133.0), starts (T-5th, 24), ERA (6th, 3.25), and wins (T-8th, 7) ... Ranked tied for second in the Braves system in both complete games (2) and shutouts (1) ... Following his no-no on 5/18 (9.0 IP, 0 R, 2 BB, 4 SO), was named Florida State League Pitcher of the Week on 5/19 ... Began the season ranked the Braves No. 27 prospect by MLB.com and climbed all the way up to No. 14 at the end of the 2019 campaign ... Had his contract selected by Atlanta and added to the 40-man roster on 11/19.

2018: Spent the entire 2018 season with Class-A Rome, going 3-4 with a 4.83 ERA in 15 games (13 starts) ... Got off to an impressive start as he threw 5.0 hitless innings (0 ER, 8 SO) in his season debut on 4/6 vs. Hagerstown ... Over four starts in the month of April, posted a 2.04 ERA, .185 BAA, and 0.96 WHIP ... From 4/1-6/23 he led all Rome starters in ERA (2.41) and BAA (.203), and was second in WHIP (1.10) ... Landed on the seven-day injured list twice (4/26-6/11, 8/22-end of season).

2017: Split time between the Gulf Coast League and rookie-level Danville, going 2-3 with a 3.80 ERA and .230 BAA in 11 games (10 starts) ... In four starts with the GCL Braves, posted a 1.89 ERA and .188 BAA ... Promoted to Danville on 7/16 ... Allowed two or fewer runs in five of seven games with the D-Braves and three or more runs just three times overall.

2016: Between the Dominican Summer League Braves

and the GCL Braves, went 4-0 with a 2.18 ERA, .193 BAA, and 1.02 WHIP in 18 games (3 starts) ... Started the season in the DSL as a reliever ... Made the first start of his career on 7/6 against the DSL Cardinals and tossed 2.0 innings in a no-decision (2 H, 1 ER, 3 BB, 1 SO) ... Promoted to the GCL on 7/25 and allowed just four hits over 15.0 scoreless innings spanning six relief outings.

2015: Appeared in seven games in the Dominican Summer League as a reliever ... After allowing two runs over 0.1 IP in his professional debut on 7/11 vs. the DSL Marlins, yielded just three earned runs over his final six games (6.0 IP) to lower his ERA to 7.11.

AWARDS & HONORS: Florida State League Pitcher of the Week (5/19/19).

TRANSACTIONS: Signed by the Atlanta Braves as a non-drafted free agent (6/1/15).

SINGLE-GAME CAREER HIGHS

IP:	9.0 (5/18/19, FLA vs. JUP)
SO:	10 (7/7/19, MIS vs. BLX)
BB:	5 (3x, last: 7/15/19, MIS @ JAX)
H:	9 (8/4/18, ROM @ GVL)
ER:	8 (7/4/18, ROM @ ASH)



HAYDEN DEAL



B/T: Right / Left **HT/WT:** 6-3 / 210
BORN: November 4, 1994 in Hickory, NC
OPENING DAY AGE: 26 **PRO SEASON:** 4th
MLB DEBUT: None **MLB SERVICE:** 0.000
ACQUIRED: Signed by the Atlanta Braves as a non-drafted free agent on June 23, 2017.

CAREER PITCHING STATS

YEAR	CLUB	W-L	ERA	G	GS	CG	SHO	SV	IP	H	R	ER	HR	BB	SO	BAA
2017	GCL Braves (Rk)	2-2	3.71	13	0	0	0	2/5	26.2	29	17	11	1	8	23	.077
	Rome (A)	1-0	0.00	1	0	0	0	0/0	4.0	1	0	0	0	1	4	.271
2018	Rome (A)	9-1	2.17	27	5	1	0	2/2	78.2	62	23	19	3	17	82	.211
2019	Florida (Adv-A)	5-10	3.24	23	22	1	1	0/0	119.1	119	51	43	6	32	99	.260
Minor League Totals:		17-13	2.87	64	27	2	1	4/7	228.2	211	91	73	10	58	208	.242

2020 SEASON

Did Not Play: Was not a member of the Braves' 60-man player pool for 2020.

CAREER NOTES

2019: Named Advanced-A Florida's Pitcher of the Year by Atlanta after going 5-10 with a 3.24 ERA, .260 BAA, and 1.27 WHIP in 23 games (22 starts) ... Ranked among Florida State League leaders in ERA (4th), starts (6th), innings (7th, 119.1), BAA (9th), and WHIP (9th) ... Had 11 quality starts in all, including three starts of 6.0-plus innings and no runs allowed ... Went 2-1 with a 1.20 ERA, .154 BAA, 0.73 WHIP, and 27 strikeouts over 30.0 innings in five April starts, earning Florida's Pitcher of the Month award from Atlanta ... Selected to the FSL Mid-season All-Star Team after going 3-4 with a 1.88 ERA, .211 BAA, and 1.01 WHIP in 12 first-half starts ... Struck out two over 1.0 scoreless, hitless inning for the North Division in the FSL All-Star Game on 6/15 at Jupiter, FL ... Turned in the first complete-game shutout of his career on 8/3 at Jupiter, tossing 7.0 innings (5 H, 1 BB, 6 SO) in the Fire Frogs' 2-0 victory.

2018: Named Class-A Rome's Pitcher of the Year by Atlanta after going 9-1 with a 2.17 ERA, .211 BAA, and 1.00 WHIP in 27 games (5 starts) ... His nine wins tied for second most in the Braves system, while his 2.17 ERA was second lowest among Braves farmhands with at least 75.0 innings ... In his five starts, went 1-0 with a 1.95 ERA, .214 BAA, 0.87 WHIP, and 24 strikeouts over 27.2 innings ... Three of those starts were quality efforts, including 6.0-inning scoreless outings on 6/29 at Charleston and 7/8 vs. Augusta ... Pitched the first complete game of his career on 7/17 at Augusta (7.0 IP, 4 H, 1 ER, 0 BB, 5 SO in 5-1 win) ... In his 22 relief outings, went 8-1 with a 2.29 ERA and two saves (2-for-2) ... Was a perfect 4-0 with a 1.95 ERA, .202 BAA, and 1.02 WHIP in 14 first-half outings ... In the second half, was 5-1 with a 2.33 ERA, .218 BAA, and 0.99 WHIP in 13 games (4 starts).

2017: Made his professional debut, going 3-2 with a 3.23 ERA, .250 BAA, 1.27 WHIP, and two saves (2-for-5) over 14 relief appearances between the GCL Braves and Class-A Rome ... Promoted to Rome for one outing, a victory on 8/22 vs. Lexington (4.0 IP, 1 H, 0 R, 1 BB, 4 SO) ... Did not allow a run in 11 of his 14 games overall ... Went 2-0 with a 1.53 ERA in eight road outings in the GCL.

AWARDS & HONORS: Class-A Rome Pitcher of the Year (2018) ... Florida State League Midseason All-Star (2019) ... Advanced-A Florida Pitcher of the Year (2019).

MISC: Was undrafted out of Presbyterian College (Clinton, SC), where he went 8-11 with a 4.57 ERA and 10 saves in 85 games (20 starts) over four seasons ... As a senior in 2017, went 4-4 with a 3.45 ERA and 78 strikeouts over 78.1 innings in 14 games (13 starts).

TRANSACTIONS: Signed by the Atlanta Braves as a non-drafted free agent (6/23/17).

SINGLE-GAME CAREER HIGHS

IP: 7.0 (4x, last: 8/9/19, FLA vs. LAK)
SO: 8 (4/30/19, FLA vs. LAK)
BB: 4 (2x, last: 5/11/19, FLA @ JUP)
H: 10 (6/21/19, FLA vs. STL)
ER: 6 (8/3/17, GCL BRA vs. GCL YAW)



JUSTIN DEAN

OF

B/T: Right / Right **HT/WT:** 5-8 / 170
BORN: December 6, 1996 in Greenville, SC
OPENING DAY AGE: 24 **PRO SEASON:** 3rd
MLB DEBUT: None **MLB SERVICE:** 0.000
ACQUIRED: Selected by the Atlanta Braves in the 17th round of the 2018 June draft out of Lenoir-Rhyne University (Hickory, NC).

CAREER HITTING STATS

YEAR	CLUB	AVG	G	AB	R	H	2B	3B	HR	RBI	BB	SO	SB	OBP	SLG
2018	Danville (Rk)	.308	32	130	28	40	8	4	1	15	22	32	7	.419	.454
	Rome (A)	.257	28	113	20	29	2	5	0	8	11	27	9	.333	.363
2019	Rome (A)	.284	109	429	85	122	18	9	9	46	62	115	47	.386	.431
Minor League Totals:		.284	169	672	133	191	28	18	10	69	95	174	63	.384	.424

2021 PROSPECT RANKINGS (MLB.COM)

Braves Org: #29 Top 100 List: NR

2021 PROSPECT RANKINGS (BASEBALL AMERICA)

Braves Org: NR Top 100 List: NR

2020 SEASON

Prospecting: Entered the 2020 season ranked the Braves' No. 26 prospect by *Baseball America*.

Did Not Play: Was not included on the Braves' 60-man player pool for 2020.

CAREER NOTES

2019: In his first full season, was named Class-A Rome's Player of the Year by Atlanta after batting .284 (18 2B, 9 3B, 9 HR, 85 R, 46 RBI, 47 SB) in 109 games ... Earned South Atlantic League Postseason All-Star honors after leading the circuit in runs, stolen bases, and triples ... Also ranked among league leaders in on-base percentage (8th, .386), slugging percentage (8th, .431), and OPS (8th, .817) ... Fell a single shy of the cycle on 5/18 vs. Columbia (3-for-4, double, triple, homer, career-high 4 RBI) ... Matched a career high with three stolen bases twice, on 6/28 at Greenville (3-for-3) and 8/11 vs. Augusta (3-for-3) ... Had eight multi-steal games in total, going a combined 18-for-18 in attempts during those contests ... Selected as Rome's Player of the Month for August after hitting .311/.387/.462 with four homers, 12 RBI, and 13 steals in 26 games ... Finished the season ranked the Braves' No. 23 prospect by MLB.com ... Following the season, played for Scottsdale of the Arizona Fall League, batting .200 with seven runs, three RBI, and three stolen bases in 14 games.

2018: Split his professional debut between Rookie-level Danville and Rome, batting .284 (10 2B, 9 3B, 1 HR, 48 R, 23 RBI, 16 SB) in 60 games ... Ranked among the top 10 Braves farmhands (min. 200 at-bats) in on-base percentage (4th, .381), stolen bases (T-4th), OPS (7th, .792), and batting (10th) ... Named Danville's Player of the Month for June after batting .282/.364/.385 in nine games ... Had a pair of three-steal games with Rome, on 8/19 at Delmarva (3-for-4) and 9/3 at Asheville (3-for-3) ... Played in two SAL Postseason games with Rome, batting .125 (1-for-8) with a double.

AWARDS & HONORS: Class-A Rome Player of the Year (2019) ... South Atlantic League Postseason All-Star (2019).

TRANSACTIONS: Selected by the Atlanta Braves in the 17th round of the 2018 June draft out of Lenoir-Rhyne University (Hickory, NC).

SINGLE-GAME CAREER HIGHS

H: 3 (16x, last: 8/20/19, ROM vs. KAN)
HR: 1 (10x, last: 8/23/19, ROM vs. COL)
RBI: 4 (5/18/19, ROM vs. COL)
R: 4 (2x, last: 5/10/19, ROM vs. GVL)
SB: 3 (4x, last: 8/11/19, ROM vs. AUG)



RILEY DELGADO

INF

B/T: Right / Right

HT/WT: 5-9 / 180

BORN: February 22, 1995 in Miami, FL

OPENING DAY AGE: 26

PRO SEASON: 4th

MLB DEBUT: None

MLB SERVICE: 0.000

ACQUIRED: Selected by the Atlanta Braves in the ninth round of the 2017 June draft out of Middle Tennessee State University (Murfreesboro, TN).

CAREER HITTING STATS

YEAR	CLUB	AVG	G	AB	R	H	2B	3B	HR	RBI	BB	SO	SB	OBP	SLG
2017	Danville (Rk)	.232	22	69	5	16	1	0	0	6	7	9	0	.299	.246
	Rome (A)	.143	4	14	3	2	1	0	0	5	1	2	0	.188	.214
2018	Rome (A)	.330	78	309	35	102	19	0	2	45	17	30	1	.382	.411
	Florida (Adv-A)	.288	44	177	15	51	5	0	0	11	12	18	0	.340	.316
2019	Florida (Adv-A)	.282	131	511	49	144	15	3	0	33	28	42	1	.324	.323
Minor League Totals:		.292	279	1080	107	315	41	3	2	100	65	101	2	.340	.341

2020 SEASON

Prospecting: Entering 2020, was rated by *Baseball America* as having the "Best Strike-Zone Discipline" in the Atlanta Braves system.

Did Not Play: Was not on Atlanta's 60-man player pool and did not play for an affiliate in 2020.

CAREER NOTES

2019: Selected to both the Midseason and Postseason All-Star teams in the Florida State League while with Advanced-A Florida ... In a career-high 131 games, hit .282 (15 2B, 3 3B, 49 R, 33 RBI, 1 SB, .647 OPS) ... Led the FSL in hits (144) and ranked seventh in batting (.282) ... Named Florida's Player of the Month for April by Atlanta (.326, 5 XBH, 9 RBI, .769 OPS in 24 games) ... Batted .290 (7 2B, 3 3B, 23 R, 23 RBI, 1 SB, .683 OPS) in 64 first-half games ... Played for the North Division in the FSL All-Star Game on 6/15, entering as a defensive replacement at shortstop and going 0-for-1 with a strikeout ... Ended the season ranked the Braves' No. 24 prospect by MLB.com.

2018: Named an Atlanta Braves Organization All-Star by MiLB.com for the first time in his career after batting .315 (24 2B, 2 HR, 50 R, 56 RBI, 1 SB, .744 OPS) in 122 games between Class-A Rome and Florida ... Led all Atlanta farmhands with a career-high 153 hits ... Also set career bests in runs, total bases (183), doubles, homers, RBI, walks (29), on-base percentage (.367), slugging percentage (.377), and OPS ... Selected as Rome's Player of the Month for April by Atlanta (.360, 8 2B, 1 HR, 6 R, 20 RBI, .894 OPS in 19 games) ... Hit his first professional homer (a 3-run shot) and set a career high with four RBIs on 4/20 vs. Augusta ... Named a South Atlantic League Midseason All-Star after hitting .318 (17 2B, 1 HR, 23 R, 36 RBI, 1 SB, .771 OPS) in 59 first-half games ... In the SAL All-Star Game on 6/19, entered the game as a defensive replacement at second base and went 0-for-2 for the South Division ... Promoted to Florida on 7/10, where he hit .288 in 44 games.

2017: In his professional debut, batted .217 (2 2B, 8 R, 11 RBI, .521 OPS) in 26 games between Rookie-level Danville and Rome.

AWARDS & HONORS: South Atlantic League Midseason All-Star (2018) ... MiLB.com Atlanta Braves Organization All-Star (2018) ... Florida State League Midseason All-Star (2019) ... Florida State League Postseason All-Star (2019).

TRANSACTIONS: Selected by the Atlanta Braves in the ninth round of the 2017 June draft out of Middle Tennessee State University (Murfreesboro, TN).

SINGLE-GAME CAREER HIGHS

H:	4 (2x, last: 6/18/19, FLA @ DBT)
HR:	1 (2x, last: 7/6/18, ROM @ ASH)
RBI:	4 (2x, last: 4/20/19, ROM vs. AUG)
R:	3 (2x, last: 7/3/19, FLA @ DUN)
SB	1 (2x, last: 4/22/19, FLA @ CLR)

DELGADO



TRAVIS DEMERITTE

OF**B/T:** Right / Right**HT/WT:** 6-0 / 180**BORN:** September 30, 1994 in New York, NY**OPENING DAY AGE:** 26**PRO SEASON:** 9th**MLB DEBUT:** 8/2/19 with DET**MLB SERVICE:** 0.152**ACQUIRED:** Claimed by the Atlanta Braves off waivers from the Detroit Tigers on February 12, 2021.

CAREER HITTING STATS

YEAR	CLUB	AVG	G	AB	R	H	2B	3B	HR	RBI	BB	SO	SB	OBP	SLG
2013	AZL Rangers (Rk)	.285	39	144	31	41	5	3	4	20	29	49	5	.411	.444
2014	Hickory (A)	.211	118	398	77	84	16	2	25	66	50	171	6	.310	.450
2015	Hickory (A)	.241	48	170	27	41	12	1	5	19	25	69	10	.343	.412
	Spokane (SS-A)	.150	5	20	0	3	0	0	0	0	2	11	0	.227	.150
2016	High Desert (Adv-A)	.272	88	331	73	90	20	4	25	59	41	125	13	.352	.583
	Carolina (Adv-A)	.250	35	124	21	31	9	5	3	11	26	50	4	.384	.476
2017	Mississippi (AA)	.231	124	458	62	106	21	6	15	45	49	134	5	.306	.402
2018	Mississippi (AA)	.222	128	428	69	95	22	5	17	63	57	140	6	.316	.416
2019	Gwinnett (AAA)	.286	96	339	68	97	28	2	20	73	51	106	4	.387	.558
	DETROIT (MLB)	.225	48	169	24	38	7	2	3	10	14	63	3	.286	.343
2020	DETROIT (MLB)	.172	18	29	5	5	1	0	0	4	3	14	0	.273	.207
Minor League Totals:		.244	681	2412	428	588	133	28	114	356	330	855	53	.339	.464
Major League Totals:		.217	66	198	29	43	8	2	3	14	17	77	3	.284	.323

2020 SEASON

With Detroit: Began the season at the Tigers' Alternate Site in Toledo before being recalled on 7/31 ... In two MLB stints (7/31-8/13, 9/1-9/17), batted .172 with one double, five runs, and four RBI in 18 games.

On the Mound: Appeared on the mound for the first time at any level on 9/9 vs. Milwaukee, pitching the ninth inning of a 19-0 loss (1.0 IP, 4 H, 4 R, 4 ER, 2 HR, 0 BB, 0 SO) ... Yielded homers to Jedd Gyorko and Tyrone

Taylor ... Became Detroit's first position player to pitch since Brandon Dixon (8/7/19 vs. Chi. White Sox).

Transaction Report: Designated for assignment by the Tigers on 2/5/21 ... Claimed by Atlanta off waivers on 2/12/21, marking his second career stint with the Braves (2016-19).

CAREER NOTES

2019: After an impressive Triple-A debut with Gwinnett (.286, 28 2B, 2 3B, 20 HR, 68 R, 73 RBI, 4 SB, .944 OPS in 96 games), was traded by the Braves to Detroit on 7/31 and made his Major League debut with the Tigers (.225, 7 2B, 2 3B, 3 HR, 24 R, 10 RBI, 3 SB in 48 games) ... Named an International League Midseason All-Star, participated in both the Triple-A Home Run Derby on 7/8 (37 HR in 2 rounds) and All-Star Game on 7/10 in El Paso, TX (0-for-1, BB, R) ... Is one of just nine players to post a 20-homer season in Gwinnett's 11-year history ... Reached base safely in 87 of his 96 games (90.6%) with the Stripers, including a team-best 36-game on-base streak from 4/24-6/4 (.312, 44-for-141, 12 HR, 33 RBI, 18 BB, .395 OBP) that ranked second-longest in the IL for 2019 behind Drew Maggi of Rochester (39 games) ... Also had a 12-game hitting streak from 4/24-5/6 (.381, 16-for-42), a four-game multi-hit game streak from 5/15-18 (.444, 8-for-18), and a four-game homer streak from 5/16-19 (4 HR, #6-9) ... Had 22 multi-hit games with Gwinnett (team went 17-5 in those games) ... Ranked eighth in the IL in batting from 4/4-7/7 (.301, 84-for-279, 18 HR, 63 RBI, 1.005 OPS in 80 games) ... Notched his 11th career two-homer effort and first in Triple-A on 7/7 vs. Durham (2-for-3, 3-run and solo HR, 4 RBI) ... Blasted his second career MLB grand slam on 6/3 at Charlotte (off LHP Colton Turner) ... Overall with the bases loaded, hit .563 (9-for-16, 21 RBI, 1.467 OPS) ... In May, matched Gwinnett's single-month record for homers with 10 and was named the Stripers' Player of the Month (.317, 33-for-104, 22 RBI, 1.096 OPS in 26 games) ... He is one of four players in Gwinnett history with a 10-homer month, joining Stefan Gartrell (May 2012), Joey Terdoslavich (June 2013), and Austin Riley (May 2019) ... At the time of his trade to Detroit on 7/31, ranked among the IL top 10 in runs (3rd, 68), RBI (3rd, 74), doubles (T-3rd, 28), extra-base hits (4th, 50), total bases (6th, 189), OPS (6th, .945), slugging percentage (8th,

.558), on-base percentage (10th, .387), walks (10th, 51), and games (10th, 96) ... Immediately following the trade, had his contract purchased by the Tigers on 8/1 and made his MLB debut on 8/2 at Texas, went 1-for-2 with a triple off Lance Lynn for his first MLB hit ... Was just the fourth Tiger since 1908 to hit a triple in his debut and the seventh to draw two-or-more walks in his debut ... Drew a pair of walks in each of his first two MLB games, becoming the first Tigers player to do so since at least 1908 ... Slugged his first MLB homer on 8/8 vs. Kansas City (game-tying solo shot off RHP Josh Staumont in the 7th inning) ... Set an MLB career high with three hits (3-for-5, HR, 2 R, RBI) on 8/19 at Houston.

2018: Named Double-A Mississippi Player of the Year by Atlanta after batting .222 (22 2B, 5 3B, 17 HR, 69 R, 63 RBI, 6 SB, .316 OBP, .416 SLG, .732 OPS) in a career-high 128 games ... Ranked among Braves' minor league top 10 in games (2nd, 128), homers (3rd, 17), walks (3rd, 57), runs (T-3rd, 69), RBI (6th, 63), triples (T-7th, 5), at-bats (8th, 428) and total bases (8th, 178) ... Among Braves' farmhands with 400-plus PA, ranked sixth in both slugging (.416) and OPS (.732) ... Ranked among Southern League top 10 in games (6th), extra-base hits (6th, 44), homers (T-8th), runs (9th), walks (T-9th) and triples (T-10th) ... Batted a season-best .280 (7 2B, 1 3B, 3 HR, 14 R, 15 RBI, .855 OPS) in 28 games in May ... Named M-Braves Player of the Month for August (.265, 4 2B, 1 3B, 5 HR, 19 R, 14 RBI, .889 OPS) ... Homered twice and scored a career-high five runs on 8/9 at Jacksonville (3-for-4, 4 RBI) ... Hit 12 of his 17 homers on the road, batting .236 ... Posted a .294 average (9 2B, 1 3B, 4 HR, 50 R, 42 RBI, .935 OPS) with runners in scoring position ... Played 120 games in the outfield (119 in LF, 1 in CF)...also played one game at third base ... Entered the year ranked the Braves' No. 10 prospect by MLB.com and No. 19 prospect by *Baseball America*.

2017: Entered the year ranked the Braves' No. 10 prospect by MLB.com and No. 19 prospect by *Baseball America* ... Spent the season with Double-A Mississippi, batting .231 with 15 homers and 45 RBI in 124 games ... Ranked among Braves' minor league top 10 in walks (T-4th, 49) and homers (6th, 15) ... Named a Southern League Mid-season All-Star (.245, 14 2B, 2 3B, 10 HR, 43 R, 33 RBI in first half) ... Posted a team-best 21-game on-base streak from 8/1-8/30, batting .316 (2 HR, 6 RBI) ... Played 77 games at second base and 43 games at third base.

2016: Combined to bat .266 with 28 homers, 70 RBI and a .915 OPS in 123 games between Advanced-A High Desert (Texas Rangers) and Advanced-A Carolina (Atlanta Braves) ... Set career highs in nearly every offensive category including homers (28), doubles (29), triples (9), RBI (70), stolen bases (17) and runs scored (94) ... His 66 total extra-base hits ranked tied for sixth in MiLB ... Traded to Atlanta on 7/27, at the time led the California League in homers (25), slugging (.583) and extra-base hits (49) ... Was the starting second baseman for the California League All-Star team (1-for-2, 2B) ... Was the starting second baseman for the U.S. team in the MLB All-Star Futures Game played in San Diego, CA (0-for-1, BB) ... Following the season, played in 22 games for Salt River of the Arizona Fall League (.261, 4 HR, 14 RBI, .855 OPS).

2015: Opened the season with Class-A Hickory and hit .241 (5 HR, 19 RBI) in 41 games prior to being placed on the restricted list on 6/4 ... Was transferred to Rookie-level Spokane upon his return on 9/2 and played in five games with the Indians ... Following the season, played in 56 games with the Adelaide Bite in the Australian Winter League (.216, 9 HR, 36 RBI).

2014: Led the Class-A South Atlantic League (and all teenage players) in the minor leagues with 25 home runs ... Finished third among all Rangers minor leaguers in homers ... Hit 20 of his 25 homers vs. right-handed pitching ... Logged time defensively at second, third, and shortstop ... Rated as the No. 9 Rangers prospect by MLB.com.

2013: Rated the No. 9 prospect in the Arizona League by *BA* in his first professional season ... Compiled the second-highest on-base percentage (.411) for the AZL Rangers ... Hit a three-run home run in his first professional at-bat on 6/20 at the AZL Royals.


MISC: Currently resides in Statham, GA, approximately 30 miles east of Coolray Field ... Attended Winder-Barrow High School (Winder, GA), where he hit .404 with 12 home runs and 37 RBI in 29 games as a senior in 2012-13.

AWARDS & HONORS: California League Player of the Week (4/17/16) ... MiLB.com CAL Player of the Month (4/2016) ... CAL Midseason All-Star (2016), MLB All-Star Futures Game (2016) ... Arizona Fall League All-Prospect Team (2016) ... Southern League Midseason All-Star (2017) ... Double-A Mississippi Player of the Year (2018) ... International League Midseason All-Star (2019).

TRANSACTIONS: Selected by the Texas Rangers in the first round (30th overall) of the 2013 June draft out of Winder-Barrow High School (Winder, GA) ... Traded by the Rangers to the Atlanta Braves in exchange for RHP Lucas Harrell and LHP Dario Alvarez (7/27/16) ... Traded by the Braves along with LHP Joey Wentz to the Detroit Tigers in exchange for RHP Shane Greene (7/31/19) ... Claimed by the Braves off waivers from the Tigers (2/12/21).

SINGLE-GAME CAREER HIGHS

H:	3 (26x, last: 8/19/19, DET @ HOU)
HR:	2 (11x, last: 7/7/19, GWN vs. DUR)
RBI:	5 (7/31/14, HIC @ SAV)
R:	5 (8/9/18, MIS @ JAX)
SB:	2 (5/11/16, HD @ MOD)



CARLE EDWARDS JR.

RHP**B/T:** Right / Right**HT/WT:** 6-3 / 170**BORN:** September 3, 1991 in Newberry, SC**OPENING DAY AGE:** 29**PRO SEASON:** 10th**MLB DEBUT:** 9/7/15 with CHC**MLB SERVICE:** 4.098**ACQUIRED:** Signed by the Atlanta Braves as a minor league free agent on February 2, 2021.

CAREER PITCHING STATS

YEAR	CLUB	W-L	ERA	G	GS	CG	SHO	SV	IP	H	R	ER	HR	BB	SO	BAA
2012	AZL Rangers (Rk)	3-0	0.00	4	3	0	0	0/0	20.0	6	0	0	0	6	25	.094
	Spokane (SS-A)	2-3	2.11	10	10	0	0	0/0	47.0	26	13	11	0	19	60	.160
2013	Hickory (A)	8-2	1.83	18	18	1	0	0/0	93.1	62	28	19	0	34	122	.186
	Daytona (Adv-A)	0-0	1.96	6	6	0	0	0/0	23.0	14	5	5	1	7	33	.169
2014	AZL Cubs (Rk)	0-0	1.59	2	2	0	0	0/0	5.2	2	1	1	0	4	8	.111
	Tennessee (AA)	1-2	2.44	10	10	0	0	0/0	48.0	30	14	13	1	21	46	.180
2015	Tennessee (AA)	2-2	2.66	13	0	0	0	4/5	23.2	11	12	7	1	17	36	.136
	Iowa (AAA)	3-1	2.84	23	0	0	0	2/4	31.2	15	11	10	0	24	39	.142
2016	CHI. CUBS (MLB)	0-0	3.86	5	0	0	0	0/0	4.2	3	3	2	0	3	4	.188
	Iowa (AAA)	1-1	4.26	24	0	0	0	1/1	25.1	17	12	12	1	17	35	.185
2017	CHI. CUBS (MLB)	0-1	3.75	36	0	0	0	2/3	36.0	15	15	15	4	14	52	.123
	CHI. CUBS (MLB)	5-4	2.98	73	0	0	0	0/4	66.1	29	22	22	6	38	94	.134
2018	Iowa (AAA)	0-1	9.00	3	0	0	0	0/1	2.0	2	2	2	0	4	3	.333
	CHI. CUBS (MLB)	3-2	2.60	58	0	0	0	0/2	52.0	36	17	15	2	32	67	.190
2019	Iowa (AAA)	2-0	3.07	14	0	0	0	0/1	14.2	12	6	5	2	6	14	.214
	CHI. CUBS (MLB)	1-1	5.87	20	0	0	0	0/2	15.1	8	11	10	3	9	17	.151
2020	El Paso (AAA)	0-1	9.00	3	0	0	0	0/0	3.0	4	3	3	0	1	4	.308
	SAN DIEGO (MLB)	0-0	32.40	2	0	0	0	0/0	1.2	4	6	6	0	4	2	.400
2020	SEATTLE (MLB)	0-0	1.93	5	0	0	0	1/1	4.2	2	1	1	0	1	6	.125
	Minor League Totals:	22-13	2.35	130	49	1	0	7/12	337.1	201	107	88	6	160	425	.170
	Major League Totals:	9-8	3.54	199	0	0	0	3/12	180.2	97	75	71	15	101	242	.156

2020 SEASON

Game Time: During the season delay, represented the Mariners in the 2020 MLB The Show Players League.

With Seattle: Was on the Mariners' Opening Day roster and went 0-0 with a 1.93 ERA, .125 BAA, 0.64 WHIP, and one save (1-for-1) in five relief outings from 7/24-8/5 ... Did not allow a run over his final four games (3.2 IP).

Injury Report: Placed on Seattle's 10-day injured list on 8/7 (right forearm strain) and missed the remainder of the season ... Transferred to the 60-day IL on 8/26.

Transaction Report: Outrighted to Triple-A Tacoma on 10/22 ... Elected free agency the same day ... Signed by Atlanta to a minor league deal on 2/21/21.

CAREER NOTES

2019: In 22 MLB relief outings between the Chicago Cubs and San Diego Padres, went 1-1 with an 8.47 ERA, .190 BAA, and 1.47 WHIP ... Was on the Cubs' Opening Day roster before being optioned to Triple-A Iowa from 4/5-5/6 ... Placed on the injured list from 6/13-7/18 (left thoracic strain) ... Traded to the Padres on 7/31 and optioned to Triple-A El Paso ... Between his two teams in the Pacific Coast League, went a combined 2-1 with a 4.08 ERA in 17 games ... Recalled by San Diego on 8/11 ... Returned to the injured list on 8/13 (strained right shoulder) and missed the remainder of the season.

2018: Posted an MLB career-low 2.60 ERA in 58 games with the Cubs, going 3-2 with a .190 BAA ... Had 46 scoreless appearances ... Finished 11th among National League relievers in SO/9.0 IP ratio (11.60) ... Had a 15.0-inning scoreless streak from 4/5-5/8, striking out 27 over 14 games in that span ... Placed on the 10-day injured list from 5/30-7/5 (right shoulder inflammation) and spent a rehab stint with Iowa from 6/29-7/4.

2017: In his first full big-league season with Chicago, went 5-4 with a 2.98 ERA, .134 BAA, and 1.01 WHIP in 73 games ... Held opponents scoreless in 62 appearances ... Led NL relievers in BAA, while his 12.75 SO/9.0 IP ratio ranked seventh ... Led the Majors in fewest hits/9.0 IP ratio (3.93), which was a Cubs relief record ... Limited opponents to a .503 OPS, fourth-best among NL relievers ... Appeared in the MLB Postseason for the second straight year, going 1-1 with an 11.57 ERA and .125 BAA in seven games during the NLDS vs. Washington and NLCS vs. the LA Dodgers.

2016: Made his MLB Postseason debut and helped the Cubs win the World Series, going 0-1 with a 2.84 ERA in eight appearances ... Pitched twice in the NLDS vs. San Francisco (0-0, 0.00 ERA), three times in the NLCS vs. the LA Dodgers (0-0, 0.00 ERA), and three times in the World Series vs. Cleveland (0-1, 6.75 ERA), including the 10th inning of Game 7 (hold, 0.2 IP, 1 H, 1 R, 1 ER, 1 BB, 1 SO in 8-7 win) ... With the Cubs during the regular season, went 0-1 with a 3.75 ERA, career-best .123 BAA and two saves (2-for-3) in 36 games ... Led NL pitchers (min. 30.0 IP) in swing-and-miss percentage (39.5%), BAA (.123), and fewest hits/9.0 IP (3.75) ... Opened the season in the minors with Iowa, going 1-1 with a 4.26 ERA, .185 BAA, and one save (1-for-1) in 24 games ... Recalled twice, on 5/11 and 6/20.

2015: Made his MLB debut with the Cubs, going 0-0 with a 3.86 ERA and .188 BAA in five relief outings ... Recalled on 9/7 and debuted that night at St. Louis (1.0 IP, 0 H, 0 R, 1 BB, 0 SO) ... Also pitched 36 times in relief in the minors, his first season as a full-time reliever ... Went 5-3 with a 2.77 ERA, .139 BAA, 1.21 WHIP, and career-high six saves (6-for-9) between Tennessee and Iowa ... Selected to the SiriusXM MLB All-Star Futures Game on 7/12 in Cincinnati.

2014: Went 1-2 with a 2.35 ERA, .173 BAA, and 1.06 WHIP in 12 starts between the AZL Cubs and Tennessee ... Missed over three months of the season while on the injured list from 4/25-8/2 (right shoulder strain) ... Pitched for Mesa in the Arizona Fall League, earning selection to the "Rising Stars" game while going 1-0 with a 1.80 ERA in

six starts ... Named the Cubs' No. 5 prospect by *Baseball America* after the season.

2013: Set career highs in starts (24), wins (8), innings (116.1), and strikeouts (155) between Class-A Hickory and Advanced-A Daytona, going 8-2 with a 1.86 ERA and .182 BAA ... Named a South Atlantic League Midseason All-Star after going 6-2 with a 2.05 ERA, .174 BAA, and 1.03 WHIP in 13 first-half starts with Hickory ... Logged the first complete game of his career on 5/19 at Delmarva (win, 7.0 IP, 1 H, 1 R, 1 ER, 2 BB, 7 SO) ... Following a trade to the Chicago Cubs on 7/22, made his final six starts with Daytona, posting a 1.96 ERA, .169 BAA, and 0.91 WHIP to earn the MiLB.com Staff Choice award for "Best Starting Pitcher" in the Florida State League ... Helped Daytona capture the Florida State League title, going 2-0 with a 0.00 ERA, .033 BAA, 0.40 WHIP, and 11 strikeouts over 10.0 innings in four playoff starts ... At season's end, named by *Baseball America* as a Minor League All-Star and the Cubs' No. 3 prospect.

2012: Made his professional debut in the Texas Rangers organization, going 5-3 with a 1.48 ERA, .141 BAA, and 0.85 WHIP in 14 games (13 starts) between the AZL Rangers and Short-A Spokane ... Named Rangers Minor League Pitcher of the Month for July (0-0, 0.95 ERA, .154 BAA, 7 BB, 21 SO in 4 games with Spokane).

AWARDS & HONORS: Texas Rangers Minor League Pitcher of the Month (July 2012) ... South Atlantic League Midseason All-Star (2013) ... MiLB.com Staff Choice for Florida State League Best Starting Pitcher (2013) ... *Baseball America* Minor League All-Star (2013) ... Arizona Fall League Rising Stars Game (2014) ... SiriusXM MLB All-Star Futures Game (2015).

TRANSACTIONS: Selected by the Texas Rangers in the 48th round of the 2011 June draft out of Mid-Carolina High School (Prosperity, SC) ... Traded by the Rangers to the Chicago Cubs along with RHP Justin Grimm, INF Mike Olt, and RHP Neil Ramirez in exchange for RHP Matt Garza (7/22/13) ... Traded by the Cubs to the San Diego Padres in exchange for LHP Brad Wieck (7/31/19) ... Signed by the Seattle Mariners as a free agent (12/4/19) ... Signed by the Atlanta Braves as a minor league free agent (2/2/21).

SINGLE-GAME CAREER HIGHS

IP:	7.0 (2x, last: 5/19/13, HIC @ DEL)
SO:	12 (6/14/13, HIC vs. DEL)
BB:	5 (5/14/13, HIC vs. WV)
H:	7 (2x, last: 5/24/13, HIC vs. KAN)
ER:	5 (8/13/16, CHC vs. STL)



PHILLIP ERVIN

OF

B/T: Right / Right

HT/WT: 5-10 / 207

BORN: July 15, 1992 in Mobile, AL

OPENING DAY AGE: 28

PRO SEASON: 9th

MLB DEBUT: 4/22/17 with CIN

MLB SERVICE: 2.115

ACQUIRED: Claimed by the Atlanta Braves off waivers from the Chicago Cubs on February 22, 2021.

CAREER HITTING STATS

YEAR	CLUB	AVG	G	AB	R	H	2B	3B	HR	RBI	BB	SO	SB	OBP	SLG
2013	Billings (Rk)	.326	34	129	27	42	9	1	8	29	17	24	12	.416	.597
	Dayton (A)	.349	12	43	7	15	2	0	1	6	8	10	2	.451	.465
2014	Dayton (A)	.237	132	498	68	118	34	7	7	68	46	110	30	.305	.376
2015	Daytona (Adv-A)	.242	109	405	68	98	18	0	12	63	53	83	30	.338	.375
	Pensacola (AA)	.235	17	51	7	12	3	0	2	8	13	15	4	.409	.412
2016	Pensacola (AA)	.239	123	419	71	100	22	3	13	45	65	88	36	.362	.399
2017	Louisville (AAA)	.256	99	363	46	93	20	2	7	40	37	83	23	.328	.380
	CINCINNATI (MLB)	.259	28	58	8	15	2	0	3	10	4	15	4	.317	.448
2018	Louisville (AAA)	.289	48	173	25	50	12	4	5	38	20	39	10	.373	.491
	CINCINNATI (MLB)	.252	78	218	27	55	10	1	7	31	20	60	6	.324	.404
2019	Louisville (AAA)	.290	40	145	27	42	8	1	6	26	19	34	6	.384	.483
	CINCINNATI (MLB)	.271	94	236	30	110	11	7	7	23	18	63	4	.331	.466
2020	CINCINNATI (MLB)	.086	19	35	5	3	0	0	0	0	6	8	1	.238	.086
	SEATTLE (MLB)	.205	18	39	5	8	3	0	0	4	8	14	0	.340	.282
Minor League Totals:		.256	614	2226	346	570	128	18	61	323	278	486	153	.348	.412
Major League Totals:		.247	237	586	75	145	26	8	17	68	56	160	15	.322	.406

2020 SEASON

MLB Totals: Between Cincinnati and Seattle, combined to bat .149 with three doubles, 10 runs, four RBI, and one stolen base in 37 games.

Defense: Posted a 1.000 fielding percentage (0 errors in 44 total chances) and one outfield assist in 34 games between the Reds and Mariners ... Saw time at all three outfield spots.

Transaction Report: Designated for assignment by the Reds on 8/28 ... Claimed by the Mariners on 9/3 ... Designated for assignment on 12/16, claimed by the Chicago Cubs on 12/22 ... Designated for assignment on 2/20/21 and claimed by the Atlanta Braves on 2/22/21.

CAREER NOTES

2019: Split the season between Cincinnati and Triple-A Louisville ... Batted .271 (11 2B, 7 3B, 7 HR, 30 R, 23 RBI, 4 SB) in 94 MLB games and .290 (8 2B, 1 3B, 6 HR, 27 R, 26 RBI, 6 SB) in 40 Triple-A games ... His seven triples led the Reds and were tied for fourth-most in the National League ... Had consecutive two-homer, four-RBI efforts on 5/29 and 5/30 at Durham ... Named International League Batter of the Week for 5/27-6/2 (.423, 2 2B, 5 HR, 10 RBI, 1.593 OPS) ... On 7/13 at Colorado, tied the Reds' club record with six hits and fell a homer shy of the cycle (6-for-6, 1 2B, 1 3B, 1 R, 3 RBI, 1 SB) ... Was the fourth player with six hits in Reds history and first since Walker Cooper on 7/6/49 vs. the Chicago Cubs ... Produced the first two pinch-hit homers of his MLB career, on 7/21 vs. St. Louis and 8/12 at Washington ... Belted Cincinnati's lone walk-off homer of the season, the second of his MLB career, on 9/5 vs. Philadelphia (off Nick Vincent in 11th inning for 4-3 win).

2018: Made Cincinnati's Opening Day roster for the first time in his career and was one of five rookies to make the club out of Spring Training ... In three total stints with the Reds, hit .252 with 10 doubles, one triple, seven homers, 27 runs, 31 RBI, and six steals in 78 games ... Also logged 48 games with Louisville, batting .289 with 21 extra-base hits, 38 RBI, and 10 steals ... Took over a starting role in the Reds' outfield following Adam Duvall's trade to Atlanta on 7/30 ... Broke up a no-hit bid by St. Louis with one out in the eighth inning on 7/23 (pinch-hit single off Jordan Hicks) ... Pitched for the first time in his career on 8/8 at the New York Mets (0.1 IP, 0 H, 0 ER, 0 BB, 0 SO) ... Hit the first walk-off homer of his MLB career on 8/17 vs. San Francisco (solo off Ray Black for 2-1 win in 11 innings) ... On 9/7 vs. San Diego, tallied the first two-homer game of his MLB career (3-for-3, 4 R, 4 RBI).

2017: Made his Major League debut with Cincinnati, batting .259 with two doubles, three home runs, 10 RBI, and four stolen bases in 28 games across four stints ... Entered the season ranked the Reds' No. 18 prospect by *Baseball America* ... Also played 99 games with Louisville, batting .256 with 29 extra-base hits, 40 RBI, and 23 steals ... Led the Bats and ranked tied for fourth in the International League in steals ... Debuted in the Majors on 4/22 vs. the Chicago Cubs (pinch hitter, 0-for-1) ... Notched his first MLB hit on 8/16 at the Cubs, a solo homer off Hector Rondon ... Was the first Reds batter to homer for his first career hit since Juan Encarnacion on 9/18/09 vs. Florida.

2016: Spent the entire year with Double-A Pensacola, batting .239 with 22 doubles, three triples, 13 homers, 71 runs, 45 RBI, and a career-high 36 stolen bases in 123 games ... Logged his third straight 30-steal season (30 in 2014, 34 in 2015), leading the Reds organization in thefts ... Named Southern League Player of the Week for 4/25-5/1 (.467, 7-for-15, 2 2B, 3 HR, 5 RBI, 4 SB) ... Selected to the SL Midseason All-Star team after batting .227 with 19 extra-base hits, 37 runs, 21 RBI, and 21 steals in 58 first-half games ... Named the Top Star of the SL All-Star Game on 6/21 in Pearl, MS after blasting a pinch-hit grand slam in the fifth inning (1-for-2, 4 RBI) ... Played in four games during the Southern League Playoffs, batting .286 (4-for-14, 1 2B, 3 R, 1 RBI).

2015: Named a Cincinnati Organization All-Star by MiLB.com after batting .241 with career highs in home runs (14), runs (75), and RBI (71) in 126 games between Advanced-A Daytona and Double-A Pensacola ... Ranked among Reds system leaders in homers (1st), RBI (2nd), and steals (2nd) ... Earned Southern League

Midseason All-Star accolades after hitting .258 with 11 homers, 42 RBI, and 14 steals in 68 first-half games ... Played in three games during the Southern League Play-offs, batting .100 (1-for-10, 1 R, 1 RBI) ... Following the season, played for Peoria of the Arizona Fall League and was named to the "Rising Stars" Game (.209, 4 2B, 1 HR, 8 R, 13 RBI, 8 SB in 18 games) ... Named AFL Player of the Week for 11/3-9 (.333, 1 2B, 1 HR, 8 RBI, 2 SB).

2014: Rated by MLB.com as the Reds' No. 7 prospect ... In his first full season, batted .237 with a career-high 34 doubles, seven triples, seven home runs, 68 runs, 68 RBI, and 30 stolen bases in 123 games ... Ranked second in the Reds system in steals ...

2013: Made his professional debut, batting .331 with 11 doubles, one triple, nine home runs, 34 runs, 35 RBI, and 14 stolen bases in 46 games between Rookie-level Billings and Class-A Dayton ... Twice earned Pioneer League Player of the Week awards, for 6/14-20 and 7/17-22 ... Rated the "Best Hitter for Average" in the Reds system by *Baseball America* ... Also rated the Reds' No. 3 prospect by *BA* and No. 4 prospect by MLB.com.

MISC: Became the first player ever drafted out of Samford University and the highest draft pick in the school's history in any sport ... Overall at Samford, batted .344 with 47 doubles, five triples, 25 homers, 157 runs, 133 RBI, and 44 stolen bases in 184 games over three seasons (2011-13) ... Named the MVP of the Cape Cod League in 2012 after batting .323 with 11 homers, 29 runs, 31 RBI, and 10 stolen bases in 39 games with Harwich.

AWARDS & HONORS: Pioneer League Player of the Week (7/1/13, 7/29/13) ... Florida State League Midseason All-Star (2015) ... MiLB.com Cincinnati Reds Organization All-Star (2015) ... Arizona Fall League "Rising Stars" Game (2015) ... Arizona Fall League Player of the Week (11/9/15) ... Southern League Player of the Week (5/1/16) ... Southern League Midseason All-Star (2016) ... International League Player of the Week (6/2/19).

TRANSACTIONS: Selected by the Cincinnati Reds in the first round (27th overall) of the 2013 June draft out of Samford University (Homewood, AL) ... Claimed by the Seattle Mariners off waivers from the Reds (9/3/20) ... Claimed by the Chicago Cubs off waivers from the Mariners (12/22/20) ... Claimed by the Atlanta Braves off waivers from the Cubs (2/22/21).

SINGLE-GAME CAREER HIGHS

H:	6 (7/13/19, CIN @ COL)
HR:	2 (9x, last: 5/30/19, LOU @ DUR)
RBI:	5 (7/4/17, LOU vs. TOL)
R:	4 (2x, last: 9/7/18, CIN vs. SD)
SB:	3 (8/12/15, DAY @ DUN)



RYAN GOINS

INF

B/T: Left / Right

HT/WT: 5-10 / 180

BORN: February 13, 1988 in Temple, TX

OPENING DAY AGE: 33

PRO SEASON: 13th

MLB DEBUT: 8/23/13 with TOR

MLB SERVICE: 5.041

ACQUIRED: Signed by the Atlanta Braves as a minor league free agent on February 25, 2021.

CAREER HITTING STATS

YEAR	CLUB	AVG	G	AB	R	H	2B	3B	HR	RBI	BB	SO	SB	OBP	SLG
2009	GCL Blue Jays (Rk)	.111	3	9	1	1	0	0	0	0	0	2	0	.111	.111
	Auburn (SS-A)	.297	24	101	15	30	5	1	0	8	8	23	2	.349	.366
	Lansing (A)	.198	19	81	6	16	4	0	0	9	7	23	1	.258	.247
2010	Lansing (A)	.308	77	295	49	91	19	2	3	35	35	60	6	.380	.417
	Dunedin (Adv-A)	.205	47	166	8	34	9	0	0	18	11	33	1	.251	.259
2011	GCL Blue Jays (Rk)	.000	1	3	0	0	0	0	0	0	0	1	0	.000	.000
	Dunedin (Adv-A)	.286	101	353	50	101	24	5	3	52	32	67	2	.343	.408
2012	New Hampshire (AA)	.289	136	546	66	158	33	4	7	61	47	78	15	.342	.403
2013	Buffalo (AAA)	.257	111	377	42	97	22	1	6	46	29	85	3	.311	.369
	TORONTO (MLB)	.252	34	119	11	30	5	0	2	8	2	28	0	.264	.345
2014	Buffalo (AAA)	.284	97	363	36	103	21	2	0	30	28	64	4	.337	.353
	TORONTO (MLB)	.188	67	181	14	34	6	3	1	15	5	42	0	.209	.271
2015	Buffalo (AAA)	.350	6	20	1	7	1	0	0	3	0	5	0	.333	.400
	TORONTO (MLB)	.250	128	376	52	94	16	4	5	45	39	83	2	.318	.354
2016	Buffalo (AAA)	.265	28	98	9	26	6	0	2	10	8	23	0	.318	.388
	TORONTO (MLB)	.186	76	183	13	34	9	2	3	12	9	48	1	.228	.306
2017	TORONTO (MLB)	.237	143	418	37	99	21	1	9	62	31	96	3	.286	.356
2018	Lehigh Valley (AAA)	.220	42	127	20	28	6	0	2	8	13	32	4	.291	.315
	KANSAS CITY (MLB)	.226	41	115	10	26	8	1	0	6	4	29	0	.252	.313
2019	Charlotte (AAA)	.322	83	273	47	88	23	2	10	48	39	77	3	.406	.531
	CHI WHITE SOX (MLB)	.250	52	144	13	36	6	1	2	10	17	44	0	.333	.347
2020	CHI WHITE SOX (MLB)	.000	14	9	4	0	0	0	0	0	1	1	0	.100	.000
Minor League Totals:		.277	775	2812	350	780	173	17	33	328	257	573	41	.336	.386
Major League Totals:		.228	555	1545	154	353	71	12	22	158	108	371	6	.278	.333

2020 SEASON

With Oakland: Signed by the Athletics on 11/22/19 and invited to 2020 Spring Training ... Was a member of Oakland's Alternate Site in San Jose, but was released on 7/19 before playing a MLB game for the club.

With Chicago: Signed by the White Sox for the second time in his career on 7/23 and reported to the Alternate Site in Schaumburg, IL ... Had his contract selected on

7/27 and played in 14 games, going 0-for-9 with four runs scored ... Designated for assignment on 8/31 and outrighted to the Alternate Site on 9/4.

Transaction Report: Elected free agency on 9/28 and signed with the Atlanta Braves on 2/25/21.

CAREER NOTES

2019: Opened the season with Triple-A Charlotte of the White Sox organization, batting .322 with 23 doubles, two triples, 10 home runs, 47 runs, 48 RBI, and three stolen bases in 83 games ... Named an International League Midseason All-Star (.319, 8 HR, 44 RBI, .926 OPS in 78 first-half games) ... Started at second base for the IL in the Triple-A All-Star Game on 7/10 in El Paso, TX (1-for-2) ... As of 7/17, ranked third in the IL in batting, fourth in on-base percentage (.406), and 10th in OPS (.937) ... Had his contract selected on 7/17 and spent the rest of the season in Chicago, hitting .250 with nine extra-base hits and 10 RBI in 52 games ... Set MLB career highs in on-base percentage (.333) and OPS (.681) ... Batted .406 (2 HR, 6 RBI, 1.128 OPS) vs. left-handed pitchers in the Majors ... Played defensively at third base, shortstop, first base, right field, and left field.

2018: Opened the year with Kansas City, batting .226 with eight doubles, one triple, 10 runs, and six RBI in 41 games ... Designated for assignment on 6/28 and refused an outright to the minors ... Signed with Philadelphia on 7/3 and joined Triple-A Lehigh Valley, where he finished the season (.220, 6 2B, 2 HR, 20 R, 8 RBI, 4 SB in 42 games) ... Hit .125 (1-for-8) in three Governors' Cup Playoff games.

2017: Set MLB career highs in games (143), hits (99), doubles (21), home runs (9), and RBI (62) with Toronto ... Led the Majors in hits with the bases loaded with 10

(.714, 10-for-14, 2 HR, 20 RBI) ... Hit the first two grand slams of his big-league career on 5/24 at Milwaukee and 9/22 vs. the NY Yankees ... Became the first shortstop in Blue Jays history to hit two grand slams in one season.

2016: Appeared in 76 games over four separate stints with the Blue Jays (.186, 9 2B, 2 3B, 3 HR, 12 RBI, 1 SB) and 28 games with Triple-A Buffalo (.265, 6 2B, 2 HR, 10 RBI) ... Became the ninth different position player in Toronto history to pitch in a game on 7/1 vs. Cleveland, threw a scoreless 18th inning (2 H, 1 IBB, 0 SO) ... Played in three games during the ALCS vs. Cleveland, batting .200 (1-for-5, 1 R, 1 RBI).

2015: Passed the 100-game mark for the first time in his MLB career, logging 128 games with Toronto (.250, 16 2B, 4 3B, 5 HR, 52 R, 45 RBI, 2 SB) ... Led the Blue Jays in triples ... Posted an MLB career-best 16-game on-base streak from 8/16-9/6, including an MLB career-best 12-game hitting streak from 8/16-9/2 (.421, 16-for-38) ... Hit his first career big-league walk-off homer on 9/1 vs. Cleveland (2-run shot off Bryan Shaw) ... Became the first shortstop in Blue Jays history to record a five-hit game on 9/30 at Baltimore (5-for-5, 1 2B, 3 R, 1 RBI) ... Made his MLB Postseason debut, batting .139 (5-for-36, 1 2B, 1 HR, 4 R, 4 RBI) in 11 games during the ALDS vs. Texas and ALCS vs. Kansas City ... Hit his first career Postseason homer in Game 3 of the ALCS vs. the Royals (solo, off Kris Medlen).

2014: Split the year between Buffalo (.284, 21 2B, 2 3B, 36 R, 30 RBI, 4 SB in 97 games) and Toronto (.188, 6 2B, 3 3B, 1 HR, 14 R, 15 RBI in 67 games) ... His .995 fielding percentage ranked second among American League second basemen with at least 55 games played, trailing only Boston's Dustin Pedroia (.997).

2013: Made his Major League debut with Toronto, batting .252 with five doubles, two home runs, 11 runs, and eight RBI in 34 games ... Opened the season with Buffalo, batting .257 (22 2B, 1 3B, 6 HR, 42 R, 46 RBI, 3 SB) in 111 games to earn the Bisons' MVP Award ... Recalled by Toronto on 8/22 and debuted on 8/23 at Houston (2-for-4, 1 2B), collected his first MLB hit with a seventh-inning single off Jordan Lyles ... Hit safely in his first eight games, tying the franchise record set by Jesse Barfield in 1981 ... Hit his first big-league homer on 9/18 vs. the NY Yankees (solo, off David Huff) ... His .993 fielding percentage ranked third among AL second basemen from his debut until the end of the season.

2012: Named Toronto's Minor League Player of the Year and a MiLB.com Blue Jays Organization All-Star after batting .289 with 33 doubles, four triples, seven home runs, 66 runs, 61 RBI, and 15 stolen bases in 136 games with Double-A New Hampshire ... Led the Eastern League in hits (158) and the Fisher Cats in both doubles and average ... Selected to the Eastern League Midseason All-Star Team (.292, 20 2B, 3 3B, 4 HR, 42 R, 40 RBI, 11 SB in 84 first-half games) ... Following the season, played for Salt River of the Arizona Fall League, batting .133 with one double and five RBI in 13 games.

2011: Combined to bat .284 with 24 doubles, five triples, three home runs, 50 runs, 52 RBI, and two stolen bases in 102 games between the GCL Blue Jays and Advanced-A Dunedin ... Played his lone GCL game on 7/6, all 101 of his other games were in the Florida State League ... Set a career high with five RBI on 5/21 at Bradenton (2-for-4, 1 HR) ... Played in three games during the FSL Playoffs, batting .556 (5-for-9, 1 2B, 1 HR, 1 R, 2 RBI).

2010: Entering the season, ranked Toronto's No. 24 prospect by *Baseball America* ... Between Class-A Lansing and Advanced-A Dunedin, hit .271 with 28 doubles, two triples, three home runs, 57 runs, 53 RBI, and seven stolen bases in 124 games ... Batted .308 with 24 extra-base hits and 35 RBI in 77 games with the Lugnuts before joining Dunedin on 7/15 ... Hit his first professional home run on Opening Night at Dayton on 4/8 (1-for-4, 1 R, 1 RBI) ... Played in two games during the Florida State League Playoffs, batting .125 (1-for-8).

2009: Made his professional debut, batting .246 with nine doubles, one triple, 22 runs, 17 RBI, and three stolen bases in 46 games between the GCL Blue Jays, Short-A Auburn, and Class-A Lansing.

MISC: Was an infielder and pitcher at Dallas Baptist University ... Named a Third Team All-American in 2009 by Louisville Slugger, *Baseball America*, and the MCBWA after hitting .371 with a school-record 22 home runs in 55 games ... His father and uncle both played in the minor leagues.

AWARDS & HONORS: Eastern League Midseason All-Star (2012) ... Toronto Blue Jays Minor League Player of the Year (2012) ... MiLB.com Toronto Blue Jays Organization All-Star (2012) ... International League Midseason All-Star (2019).

TRANSACTIONS: Selected by the Toronto Blue Jays in the fourth round of the 2009 June draft out of Dallas Baptist University (Dallas, TX) ... Signed by the Kansas City Royals as a minor league free agent (1/25/18) ... Signed by the Philadelphia Phillies as a minor league free agent (7/3/18) ... Signed by the Chicago White Sox as a minor league free agent (12/9/18) ... Signed by the Oakland Athletics as a minor league free agent (11/22/19) ... Signed by the Chicago White Sox as a minor league free agent (7/23/20) ... Signed by the Atlanta Braves as a minor league free agent (2/25/21).

SINGLE-GAME CAREER HIGHS

H:	5 (2x, last: 9/30/15, TOR @ BAL)
HR:	1 (55x, last: 7/22/19 CWS vs. MIA)
RBI:	5 (2x, last: 6/14/15, TOR @ BOS)
R:	3 (3x, last: 9/30/15, TOR @ BAL)
SB:	2 (4x, last: 8/5/18, LHV vs. SYR)



TERRANCE GORE

OF

B/T: Right / Right

HT/WT: 5-7 / 160

BORN: June 8, 1991 in Macon, GA

OPENING DAY AGE: 29

PRO SEASON: 11th

MLB DEBUT: 8/31/14 with KC

MLB SERVICE: 2.013

ACQUIRED: Signed by the Atlanta Braves as a minor league free agent on February 18, 2021.

CAREER HITTING STATS

YEAR	CLUB	AVG	G	AB	R	H	2B	3B	HR	RBI	BB	SO	SB	OBP	SLG
2011	AZL Royals (Rk)	.340	35	94	22	32	2	2	0	16	15	21	17	.447	.404
2012	Burlington (Rk)	.256	61	227	50	58	4	2	0	13	36	52	36	.379	.291
2013	Lexington (A)	.215	128	455	76	98	6	3	0	24	62	120	68	.334	.242
2014	Wilmington (Adv-A)	.218	89	252	34	55	8	1	0	15	20	66	36	.284	.258
	Omaha (AAA)	.250	17	20	8	5	0	0	0	0	2	4	11	.348	.250
	KANSAS CITY (MLB)	.000	11	1	5	0	0	0	0	0	0	0	5	.500	.000
2015	NW Arkansas (AA)	.284	85	222	42	63	4	1	0	16	26	50	39	.367	.311
	KANSAS CITY (MLB)	.000	9	3	1	0	0	0	0	0	0	1	3	.250	.000
2016	NW Arkansas (AA)	.233	88	253	31	59	2	1	0	11	26	58	44	.314	.249
	KANSAS CITY (MLB)	.000	17	3	6	0	0	0	0	0	0	1	11	.000	.000
2017	NW Arkansas (AA)	.254	19	59	9	15	1	0	0	1	2	13	8	.279	.271
	Omaha (AAA)	.247	65	166	29	41	3	3	1	10	16	38	13	.321	.319
	KANSAS CITY (MLB)	.000	12	4	2	0	0	0	0	0	1	2	2	.200	.000
2018	Omaha (AAA)	.211	67	142	26	30	2	2	0	5	17	36	16	.304	.254
	Iowa (AAA)	.118	11	34	6	4	0	0	0	0	2	13	5	.189	.118
	CHI CUBS (MLB)	.200	14	5	5	1	0	0	0	0	0	1	6	.200	.200
2019	KANSAS CITY (MLB)	.275	37	51	13	14	2	1	0	1	6	18	13	.362	.353
	Scranton/WB (AAA)	.164	21	55	8	9	3	1	0	1	12	17	3	.324	.255
2020	LA DODGERS (MLB)	---	2	0	0	0	0	0	0	0	0	0	0	---	---
Minor League Totals:		.237	686	1979	341	469	35	16	1	112	236	488	296	.333	.272
Major League Totals:		.224	102	67	32	15	2	1	0	1	7	23	40	.325	.284

2020 SEASON

With Los Angeles: Was a member of the Dodgers' 60-man player pool for 2020, spending the majority of the season at the Alternate Site on the USC campus ... Had his contract selected on 7/22 and was a member of Los Angeles' Opening Day roster ... Played in two games without an at-bat from 7/24-29, his only MLB action of the year.

Transaction Report: Designated for assignment by the Dodgers on 7/30 and outrighted to the Alternate Site on 8/6 ... Had his contract selected again on 9/30 but was reassigned to the minors on 10/12 and outrighted to Triple-A on 10/31 ... Elected free agency on 11/2 ... Macon, GA native signed a minor league deal with the Atlanta Braves on 2/18/21.

CAREER NOTES

2019: Made the Kansas City Royals' Opening Day roster for the third time in his career ... Batted .275 with two doubles, one triple, 13 runs, one RBI, and 13 stolen bases in 37 games ... Traded to the NY Yankees and finished the year with Triple-A Scranton ... Played in two games for the RailRiders during the Governors' Cup Playoffs (.250, 1-for-4) ... Through 2019, his 40 stolen bases were second-most in MLB history for a player with 70-or-fewer career plate appearances (Allan Lewis, 44 SB in 31 PA from 1967-73).

2018: Between Omaha (Kansas City) and Iowa (Chicago Cubs), batted .193 with two doubles, two triples, 32 runs, five RBI, and 21 steals in 78 Triple-A games ... His 21 steals were tied for eighth in the Pacific Coast League ... Selected by Chicago on 9/1 and hit .200 with six stolen bases (6-for-6) in 14 games with the Cubs ... After going hitless in his first 53 career MLB games dating back to 2014, notched his first big-league hit on 9/8 at Washington (single off Max Scherzer) ... Appeared in the National League Wild Card Game vs. Colorado, stealing second and scoring the tying run in the eighth of an eventual 2-1 loss.

2017: Made the Royals' Opening Day roster for the second consecutive season, but was optioned to Omaha on 4/10 ... Recalled twice and logged 12 MLB games in total ... Combined to bat .249 with eight extra-base hits, 38 runs, 11 RBI, and 21 steals between Omaha and Double-A Northwest Arkansas ... Hit the first regular-season homer of his career on 6/10 vs. New Orleans (2-run, off Scott Copeland), in his 1,947th career plate appearance between the Majors and minors (had 1 playoff homer in 2012).

2016: Made his first career MLB Opening Day roster with Kansas City, but logged just three at-bats over 17 games ... Saw his streak of 17 consecutive successful steals to start his MLB career snapped on 9/21 at Cleveland (caught by Roberto Perez) ... Played 88 games for Northwest Arkansas, batting .233 with three extra-base hits, 31 runs, 11 RBI, and a Southern League-leading 44 stolen bases.

2015: Named a Texas League Midseason All-Star with Northwest Arkansas and was a contributor to Kansas City's World Series championship club ... Hit .284 with five extra-base hits, 42 runs, 16 RBI, and 39 stolen bases (2nd in the league) in 85 Double-A games ... Had two stints with the Royals in the regular season (4/15-17, 9/2-end of season) and had one stolen base in two games during the Postseason (one game each in the ALDS and ALCS, did not play in the World Series).

2014: Made his MLB regular-season and Postseason debuts for Kansas City after starting the year with Advanced-A Wilmington ... Between Wilmington and Triple-A Omaha (skipped Double-A), batted .221 with nine extra-base hits, 42 runs, 15 RBI, and 47 steals in 106 games ... Debuted with the Royals as a pinch runner on 9/2 vs. Texas ... Credited with a steal and run scored in an 8/31 game vs. Cleveland that was suspended and completed on 9/22 ... Appeared in six Postseason games across all four rounds, scoring twice and tallying three steals despite no plate appearances ... Scored a run in Kansas City's 7-2 win over San Francisco in Game 2 of the World Series.

2013: Led the South Atlantic League and ranked fifth in all of Minor League Baseball with 68 stolen bases in 128 games with Class-A Lexington ... Overall, hit .215 with six doubles, three triples, 76 runs, and 24 RBI ... Set career highs in games, runs, hits (98), total bases (110), RBI, walks (62) and steals ... Including a pair of three-steal efforts, had 14 multi-steal games, going a perfect 30-for-30 in those contests.

2012: Led the Appalachian League in runs (50) and steals (26) and tied for fourth in walks (36) over 61 games with Burlington ... Batted .256 with four doubles, two triples, and 13 RBI ... Set a career high with five runs scored on 7/4 vs. Bristol (3-for-4, 1 2B, 2 BB, 3 SB) ... Played in six games during the Appy League Playoffs, batting .185 (5-for-27, 1 HR, 4 R, 1 RBI, 2 SB) ... His fifth-inning solo homer vs. Johnson City in Round 1 on 8/30 was technically the first of his pro career, but he wouldn't go deep in the regular season until 6/10/17.

2011: Made his professional debut with the AZL Royals, batting .340 with two doubles, two triples, 22 runs, 16 RBI, and 17 stolen bases in 35 games.


MISC: Named the "Fastest Baserunner" in the Kansas City Royals organization by *Baseball America* for 2012, 2013, and 2014 ... Graduated from Jones County High School (Gray, GA) in 2010, where he batted .474 with 49 stolen bases as a senior ... Had 145 steals during his high school career ... In his lone season at Gulf Coast Community College in 2011, hit .330 with 51 steals in 54 attempts.

AWARDS & HONORS: Texas League Midseason All-Star (2015) ... World Series Champion (2015).

TRANSACTIONS: Selected by the Kansas City Royals in the 20th round of the 2011 June draft out of Gulf Coast Community College (Panama City, FL) ... Re-signed by the Royals as a minor league free agent (12/2/17) ... Traded by the Royals to the Chicago Cubs in exchange for cash (8/15/18) ... Signed by the Royals as a MLB free agent (12/18/18) ... Traded by the Royals to the New York Yankees in exchange for cash (7/17/19) ... Signed by the Los Angeles Dodgers as a minor league free agent (2/15/20) ... Signed by the Atlanta Braves as a minor league free agent (2/18/21).

SINGLE-GAME CAREER HIGHS

H:	4 (7/6/15, NWA @ MID)
HR:	1 (6/10/17, OMA vs. NO)
RBI:	3 (4x, last: 6/15/16, NWA vs. SPR)
R:	5 (7/4/12, BUR vs. BRS)
SB:	3 (7x, last: 8/27/16, NWA @ ARK)



JOSH GRAHAM

RHP**B/T:** Right / Right**HT/WT:** 6-1 / 205**BORN:** October 14, 1993 in Roseburg, OR**OPENING DAY AGE:** 27**PRO SEASON:** 6th**MLB DEBUT:** None**MLB SERVICE:** 0.000**ACQUIRED:** Selected by the Atlanta Braves in the fourth round of the 2015 June draft out of the University of Oregon (Eugene, OR).

CAREER PITCHING STATS

YEAR	CLUB	W-L	ERA	G	GS	CG	SHO	SV	IP	H	R	ER	HR	BB	SO	BAA
2015	Danville (RK)	1-1	2.60	6	5	0	0	0/0	17.1	17	6	5	0	3	21	.239
2016	Rome (A)	1-2	3.40	35	0	0	0	6/8	42.1	35	20	16	4	12	50	.217
2017	Florida (Adv-A)	3-3	4.69	31	0	0	0	1/3	48.0	41	27	25	0	18	56	.228
	Mississippi (AA)	0-1	1.38	10	0	0	0	2/2	13.0	10	2	2	0	9	10	.213
2018	Florida (Adv-A)	1-5	3.86	15	0	0	0	1/1	23.1	19	15	10	2	10	33	.216
	Mississippi (AA)	5-3	6.81	32	0	0	0	2/5	39.2	42	34	30	4	31	41	.276
2019	Mississippi (AA)	4-4	3.55	38	1	0	0	8/11	50.2	41	25	20	6	18	45	.220
Minor League Totals:		15-19	4.15	167	6	0	0	20/30	234.1	205	129	108	16	101	256	.232

2020 SEASON

Did Not Play: Was not included on the Braves' 60-man player pool for 2020.

CAREER NOTES

2019: Went 4-4 with a 3.55 ERA, .220 BAA, and 1.16 WHIP in 38 games (1 start) with Mississippi ... His 38 outings ranked tied for fourth in the Braves system ... Did not allow an earned run in 26 of his 38 appearances ... Set a new career-high in saves (8) and save opportunities (11) ... His eight saves were second-most in the entire Braves system ... Had 14 games of at least 1.0 IP without allowing a hit ... In 23 first-half games, went 2-1 with a 2.93 ERA and .212 BAA.

2018: Was a non-roster invitee to Braves Spring Training for the first time in his career ... Combined to go 6-8 with a 5.71 ERA and three saves (3-for-6) in 47 games between Advanced-A Florida and Double-A Mississippi ... Set career highs in wins (6), games (47), innings (63.0), and strikeouts (74) ... Finished the season strong as he went 3-1 with a 2.95 ERA and .167 BAA over his final 12 appearances with Mississippi.

2017: Combined to go 3-4 with a 3.98 ERA, .225 BAA and three saves (3-for-5) in 41 games between Florida and Mississippi ... Went 3-3 with a 4.69 ERA, one save and a .228 BAA in 31 games with Florida ... Promoted to Mississippi on 8/5 and went 0-1 with a 1.38 ERA, two saves and a .213 BAA in 10 games ... Limited left-handed batters to a .200 average between both levels ... Struggled to a 6.97 ERA (8 ER in 10.1 IP) in nine games for Peoria in the Arizona Fall League ... Entering 2018, was rated the Braves' No. 30 prospect by *Baseball America*

2016: Entered 2016 with the "Best Changeup" among all Atlanta minor league pitchers and as the "Closest to the Majors" out of the Braves 2015 draft class, as determined by *Baseball America* ... Played his first full professional season with Class-A Rome, where he went 1-2 with a 3.40 ERA and six saves over 35 appearances ... Finished the season in the top 10 among Atlanta minor leaguers in saves (T-8th, 6) and SO/BB ratio (10th, 4.17) ... Went 1-0 with a 2.42 ERA in his first 16 appearances ... Yielded one earned run or fewer in 26 outings, including 23 scoreless appearances ... Allowed opponents to bat just .217, including a .206 mark by lefties ... Tossed 2.0 scoreless innings over two outings in the postseason to help Rome claim the South Atlantic League Championship.

2015: Made his professional debut with six appearances

(5 starts) for Rookie-level Danville, going 1-1 with a 2.60 ERA ... Earned the win in his pro debut on 6/24 at Pulaski, tossing 2.0 innings of relief and allowing one unearned run ... Went a career-high 5.0 innings in his penultimate start of the season, yielding one run while striking out a career-best six batters on 7/16 vs. Elizabethton.

MISC: Originally selected by the Minnesota Twins in the 22nd round of the 2012 June draft out of Roseburg High School (Roseburg, OR), but elected to attend the University of Oregon ... Platooned as the Ducks' starting catcher for three seasons, hitting .202 with three home runs and 26 RBI in his career ... Transitioned to pitcher during his junior season in 2015 and went 4-1 with a 2.63 ERA over 19 games (6 starts) ... Is the nephew of former Major League C/1B Jamie Burke, who played 191 games over eight seasons for Anaheim (2001), the Chicago White Sox (2003-05), Seattle (2007-09) and Washington (2009-10).

TRANSACTIONS: Selected by the Atlanta Braves in the fourth round (120th overall) of the 2015 June draft out of the University of Oregon (Eugene, OR).

SINGLE-GAME CAREER HIGHS

IP:	5.0 (7/16/15, DAN vs. ELZ)
SO:	6 (7/16/15, DAN vs. ELZ)
BB:	5 (4/28/18, MIS @ MOB)
H:	7 (7/16/15, DAN vs. ELZ)
ER:	5 (4x, last: 5/11/18, MIS vs. MOB)



MICHAEL HARRIS II

OF

B/T: Left / Left **HT/WT:** 6-0 / 195
BORN: March 7, 2001 in Dekalb, GA
OPENING DAY AGE: 20 **PRO SEASON:** 3rd
MLB DEBUT: None **MLB SERVICE:** 0.000
ACQUIRED: Selected by the Braves in the third round (98th overall) of the 2019 June draft out of Stockbridge High School (Stockbridge, GA).

CAREER HITTING STATS

YEAR	CLUB	AVG	G	AB	R	H	2B	3B	HR	RBI	BB	SO	SB	OBP	SLG
2019	GCL Braves (Rk)	.349	31	109	15	38	6	3	2	16	9	20	5	.403	.514
	Rome (A)	.183	22	82	11	15	2	1	0	11	9	22	3	.269	.232
Minor League Totals:		.277	53	191	26	53	8	4	2	27	18	42	8	.344	.393

2021 PROSPECT RANKINGS (MLB.COM)

Braves Org: #11 Top 100 List: NR

2021 PROSPECT RANKINGS (BASEBALL AMERICA)

Braves Org: #11 Top 100 List: NR

2020 SEASON

Prospecting: Entered 2020 ranked the Braves' No. 13 prospect by *Baseball America* and No. 14 prospect by MLB.com.

Non-Roster Invitee: Invited to Atlanta Braves' MLB Spring Training for the first time in his career ... Batted .250 (1-for-4) with one RBI in two games.

Alternate Site: Was a member of Atlanta's 60-player pool for 2020, spending the entirety of the season at the Braves' Alternate Site in Gwinnett.

Instructional League: Participated in the Braves' two-week Instructional League at Coolray Field in October.

CAREER NOTES

2019: Made his professional debut, batting .277 with eight doubles, four triples, two home runs, 26 runs, 27 RBI, and eight stolen bases in 53 games between the GCL Braves and Class-A Rome ... Named the GCL Braves Player of the Year by Atlanta after leading the team in batting (.349), on-base percentage (.403), slugging percentage (.514), and OPS (.917) ... Selected as the GCL Braves Player of the Month for July after hitting .379/.423/.561 with eight extra-base hits, 10 runs, 12 RBI, and four steals in 19 games ... Notched a season-high three hits on 7/15 at the GCL Pirates (3-for-4, 1 2B, 1 R, 1 SB) ... Hit his first professional home run on 7/26 vs. the GCL Rays (2-for-4, 1 R, 2 RBI, 1 SB) ... Promoted to Rome on 8/11 ... Hit safely in 12 of his final 14 games to finish the year.

MISC: Was a two-way player at Stockbridge High School, batting .442 with eight home runs and 45 RBI in 74 career games as an outfielder and going 5-3 with a 2.68 ERA and one save in 27 career pitching appearances ... As a senior in 2018-19, hit .432 with four homers and 19 RBI in 126 games and went 4-3 with a 1.87 ERA in 10 games ... Played in the Atlanta Braves RBI program, as well as the 44 Classic in 2018.

AWARDS & HONORS: GCL Braves Player of the Year (2019).

TRANSACTIONS: Selected by the Atlanta Braves in the third round (98th overall) of the 2019 June draft out of Stockbridge High School (Stockbridge, GA).

SINGLE-GAME CAREER HIGHS

H: 3 (7/15/19, GCL BRA @ GCL PIR)
HR: 1 (2x, last: 8/1/19, GCL BRA @ GCL TWI)
RBI: 2 (4x, last: 8/24/19, ROM vs. COL)
R: 2 (8/31/19, ROM vs. ASH)
SB: 1 (8x, last: 8/28/19, ROM @ GBO)

HARRIS II



TREY HARRIS

OF

B/T: Right / Right

HT/WT: 5-11 / 220

BORN: January 15, 1996 in Powder Springs, GA

OPENING DAY AGE: 25

PRO SEASON: 3rd

MLB DEBUT: None

MLB SERVICE: 0.000

ACQUIRED: Selected by the Atlanta Braves in the 32nd round of the 2018 June draft out of the University of Missouri (Columbia, MO).

CAREER HITTING STATS

YEAR	CLUB	AVG	G	AB	R	H	2B	3B	HR	RBI	BB	SO	SB	OBP	SLG
2018	GCL Braves (Rk)	.314	31	105	24	33	9	2	1	18	21	13	4	.450	.467
	Rome (A)	.286	22	84	10	24	9	0	0	11	7	13	3	.351	.393
2019	Rome (A)	.366	56	202	38	74	14	4	8	44	20	32	4	.437	.594
	Florida (Adv-A)	.303	34	122	20	37	5	0	4	17	12	26	3	.388	.443
	Mississippi (AA)	.281	41	146	15	41	7	3	2	12	4	33	1	.318	.411
Minor League Totals:		.317	184	659	107	209	44	9	15	102	64	117	15	.395	.480

2021 PROSPECT RANKINGS (MLB.COM)

Braves Org: #17

Top 100 List: NR

2021 PROSPECT RANKINGS (BASEBALL AMERICA)

Braves Org: #25

Top 100 List: NR

2020 SEASON

Prospecting: Entered the season ranked the Braves' No. 15 prospect by MLB.com and No. 21 prospect by *Baseball America*.

Did Not Play: Despite being selected as a non-roster invitee to Atlanta Braves Spring Training for the first time in his career, was not included on the Braves' 60-man player pool for 2020.

CAREER NOTES

2019: Earned the Hank Aaron Award for Braves Minor League Player of the Year after batting .323 (26 2B, 7 3B, 14 HR, 73 R, 73 RBI, 8 SB, .389 OBP, .498 SLG, .887 OPS) in 131 games between Class-A Rome, Advanced-A Florida, and Double-A Mississippi ... Led all Braves minor leaguers (min. 300 plate appearances) in batting and ranked among the top 10 in hits (2nd, 152), total bases (2nd, 234), on-base percentage (2nd), games (T-2nd), RBI (T-2nd), OPS (4th), slugging percentage (5th), at-bats (5th, 470), doubles (T-5th), triples (T-5th), runs (7th), and homers (10th) ... Began the year with Rome and hit .366 (14 2B, 4 3B, 8 HR, 38 R, 44 RBI, 4 SB, 1.031 OPS) in 56 games ... Earned selection to the South Atlantic League Midseason All-Star Team, but did not play in the All-Star Game on 6/18 in Charleston, WV ... As of 6/4, led the SAL in batting (.366), on-base percentage (.437), slugging percentage (.594), and OPS (1.031), and ranked among the top 10 in hits (2nd, 74), total bases (2nd, 120), games (3rd, 56), RBI (3rd, 44), walks (3rd, 32), triples (T-3rd, 4), runs (T-5th, 38), extra-base hits (T-5th, 26), and at-bats (10th, 202) ... Promoted to Florida on 6/4 and hit .303 (5 2B, 4 HR, 20 R, 17 RBI, 3 SB, .338 OBP, .443 SLG, .831 OPS) in 34 games ... In his time with the Fire Frogs from 6/4-7/17, he ranked among the Florida State League top 10 in on-base percentage (4th), batting (5th), OPS (5th), slugging percentage (7th), runs (T-8th), hits (T-8th, 37), and total bases (T-10th, 54) ... Promoted to Mississippi on 7/18 for his Double-A debut and hit .281 (7 2B, 3 3B, 2 HR, 15 R, 12 RBI, 1 SB, .318 OBP, .411 SLG, .729 OPS) in 41 games ... After joining the M-Braves, led the club in hits (41), triples, total bases (60), slugging, and OPS, finished second in batting and extra-base hits (12) ... Following the season, was named an Atlanta Braves Organization All-Star by MiLB.com ... Finished the year ranked by MLB.com as Atlanta's No. 18 prospect (was not ranked prior to the season) ... Played for Scottsdale of the AFL, batting .281 (4 2B, 2 HR, 7 R, 5 RBI, .354 OBP, .456 SLG, .810 OPS) in 16 games ... Selected to the AFL's "Rising Stars Game."

2018: Made his professional debut, batting .302 (18 2B, 2 3B, 1 HR, 34 R, 29 RBI, 7 SB, .409 OBP, .434 SLG, .843 OPS) in 53 games between the GCL Braves and Class-A Rome ... Ranked among the Braves' top 10 minor leaguers

(min. 200 plate appearances) in on-base percentage (3rd), batting (4th), OPS (4th), and slugging percentage (8th) ... Began the season in the GCL and ranked among league leaders in on-base percentage (1st, .450), walks (T-3rd, 21), batting (8th, .314), OPS (8th, .917), and runs (T-10th, 24) from 6/18-8/8 ... Hit his first career home run on 8/1 at the GCL Yankees East ... Drew a career-high four walks on 8/7 vs. GCL Tigers West ... Promoted to Rome on 8/8 and hit .286 (9 2B, 10 R, 11 RBI, 3 SB) over his final 22 games ... Appeared in two playoff games for Rome, batting .125 (1-for-8, 1 2B).

MISC: Hit .267 (32 2B, 3 3B, 28 HR, 142 R, 155 RBI, 37 SB, .356 OBP, .426 SLG, .782 OPS) in 214 games during his four-year collegiate career at Missouri ... Earned Freshman All-SEC and 2015 SEC All-Tournament honors ... Played baseball at McEachern High School (Powder Springs, GA), earned All-State honors in 2014.

AWARDS & HONORS: South Atlantic League Midseason All-Star (2019) ... Atlanta Braves Minor League Player of the Year (2019) ... MiLB.com Atlanta Braves Organization All-Star ... Arizona Fall League Rising Stars Game Selection (2019).

TRANSACTIONS: Selected by the Atlanta Braves in the 32nd round of the 2018 June draft out of the University of Missouri (Columbia, MO).

SINGLE-GAME CAREER HIGHS

H:	4 (5/31/19, ROM @ HAG)
HR:	2 (5/11/19, ROM @ GBO)
RBI:	4 (5/3/19, ROM @ LWD)
R:	3 (2x, last: 9/1/19, MIS @ CHAT)
SB:	2 (5/11/19, ROM @ COL)



MATT HARTMAN

RHP**B/T:** Right / Right**HT/WT:** 6-3 / 220**BORN:** February 28, 1996 in Irvine, CA**OPENING DAY AGE:** 25**PRO SEASON:** 3rd**MLB DEBUT:** None**MLB SERVICE:** 0.000**ACQUIRED:** Signed by the Atlanta Braves as a non-drafted free agent on July 31, 2018.

CAREER PITCHING STATS

YEAR	CLUB	W-L	ERA	G	GS	CG	SHO	SV	IP	H	R	ER	HR	BB	SO	BAA
2018	Danville (Rk)	0-1	2.87	5	5	0	0	0/0	15.2	12	7	5	2	10	8	.214
2019	Rome (A)	1-0	2.63	4	1	0	0	1/1	13.2	8	4	4	0	9	15	.174
	Florida (Adv-A)	4-6	3.94	15	11	2	1	0/1	75.1	65	39	33	2	29	45	.227
Minor League Totals:		5-6	3.74	19	12	2	1	1/2	89.0	73	43	37	2	38	60	.219

2020 SEASON

Did Not Play: Was not a member of the Braves' 60-man player pool for 2020.

CAREER NOTES

2019: Made 19 appearances (12 starts) between Class-A Rome and Advanced-A Florida, going 5-6 with a 3.74 ERA, .220 BAA, 1.25 WHIP, and one save (1-for-2) ... Opened the year at extended Spring Training before joining Rome on 5/12 ... Went 1-0 with a 2.63 ERA and one save in four games (1 start) with Rome before being promoted to Florida on 6/7 ... Tossed back-to-back complete games with the Fire Frogs, going the distance on 8/11 vs. Lakeland (loss, 9.0 IP, 7 H, 3 ER, 0 BB, 5 SO) and 8/17 at Clearwater (win, 7.0 IP, 3 H, 0 R, 1 BB, 5 SO) ... Named Florida's Pitcher of the Month for August by Atlanta after going 3-1 with a 1.82 ERA, .246 BAA, 1.18 WHIP, and 19 strikeouts over 34.2 innings spanning five starts.


2018: Made his professional debut with Rookie-level Danville, going 0-1 with a 2.87 ERA, .214 BAA, and 1.40 WHIP across five starts.

MISC: In his lone year at Westmont College (Santa Barbara, CA), went 3-1 with a 1.63 ERA over seven games (6 starts) before undergoing season-ending Tommy John surgery ... Pitched for the University of Arizona from 2015-16, going 1-0 with a 4.41 ERA in 16 relief appearances.

TRANSACTIONS: Signed by the Atlanta Braves as a non-drafted free agent out of Westmont College (7/31/18).

SINGLE-GAME CAREER HIGHS

IP:	9.0 (8/11/19, FLA vs. LAK)
SO:	6 (2x, last: 7/9/19, FLA vs. CHA)
BB:	4 (4x, last: 8/29/19, FLA @ CHA)
H:	9 (8/29/19, FLA @ CHA)
ER:	7 (6/8/19, FLA @ TAM)



GUILLERMO HEREDIA

40-MAN ROSTER

OF

B/T: Right / Left

HT/WT: 5-10 / 195

BORN: January 31, 1991 in Matanzas, Cuba

OPENING DAY AGE: 30

PRO SEASON: 6th

MLB DEBUT: 7/29/16 with SEA

MLB SERVICE: 3.112

ACQUIRED: Claimed by the Atlanta Braves off waivers from the New York Mets on February 24, 2021.

CAREER HITTING STATS

YEAR	CLUB	AVG	G	AB	R	H	2B	3B	HR	RBI	BB	SO	SB	OBP	SLG
2016	Jackson (AA)	.293	58	205	39	60	7	2	2	34	36	32	2	.405	.376
	Tacoma (AAA)	.312	35	138	27	43	6	1	2	13	12	15	3	.378	.413
	SEATTLE (MLB)	.250	45	92	12	23	3	0	1	12	12	15	1	.349	.315
2017	SEATTLE (MLB)	.249	123	386	43	96	16	0	6	24	27	64	1	.315	.337
	Tacoma (AAA)	.276	11	29	4	8	1	0	0	2	4	3	2	.421	.310
2018	SEATTLE (MLB)	.236	125	292	29	69	14	1	5	19	32	52	2	.318	.342
	Durham (AAA)	.214	8	28	3	6	1	0	1	4	1	10	0	.267	.357
	TAMPA BAY (MLB)	.225	89	204	31	46	13	0	5	20	18	60	2	.306	.363
2020	PITTSBURGH (MLB)	.188	8	16	2	3	0	0	0	2	2	4	1	.278	.188
	NY METS (MLB)	.235	7	17	4	4	0	0	2	3	1	5	0	.278	.588
Minor League Totals:		.293	112	400	73	117	15	3	5	53	53	60	7	.389	.383
Major League Totals:		.239	397	1007	121	241	46	1	19	80	92	200	7	.316	.344

2020 SEASON

MLB Totals: Combined to bat .212 with two home runs, six runs, five RBI, and one stolen base in 15 games between Pittsburgh and the New York Mets.

On Defense: Posted a 1.000 fielding percentage (0 errors in 28 TC) and one outfield assist in 14 games (10 starts) between both clubs, seeing time in right field (5 games) and center field (9 games).

Transaction Report: Designated for assignment by Pittsburgh on 8/24 ... Claimed off waivers by New York on 8/28 ... Designated for assignment by the Mets on 2/21/21 ... Claimed off waivers by the Atlanta Braves on 2/24/21.

CAREER NOTES

2019: Spent the majority of the year in the Majors with Tampa Bay, batting .225 with 13 doubles, five home runs, 31 runs, 20 RBI, and two stolen bases in 89 games ... Made appearances at all three outfield spots (41 in CF, 28 in RF, 14 in LF) ... Blasted his first career MLB pinch-hit homer on 4/14 at Toronto (off Tim Lincecum) ... Optioned to Triple-A Durham three times (7/16-17, 7/19-20, 8/24-9/2) ... Played all three outfield positions in the same game for the first time in his MLB career on 9/13 at the LA Angels.

2018: Played an MLB career-high 125 games over three stints with Seattle, earning the club's MLBPA "Heart and Hustle" Award ... Batted .236 with 14 doubles, one triple, five home runs, 29 runs, 19 RBI, and two stolen bases ... Was a member of the Mariners' Opening Day roster for the second consecutive season ... Was one of five qualifying MLB outfielders to record a 1.000 fielding percentage (0 errors in 222 TC) ... Delivered his second career walk-off hit on 5/15 vs. Texas, an 11th-inning single off Alex Claudio ... Hit the lone triple of his MLB career on 5/19 vs. Detroit ... Also spent 11 games with Triple-A Tacoma ... Following the season, played for Aguilas of the Dominican Winter League (.239, 2 HR, 4 RBI in 20 games).

2017: Spent the entire season in the Majors with Seattle, batting .249 with 16 doubles, six home runs, 43 runs, 24 RBI, and one stolen base in 123 games ... Delivered a pinch-hit walk-off single in the ninth inning on 5/18 vs. the Chicago White Sox (off Dan Jennings) ... Was batting .286 through 8/18, but hit .135 over his final 33 games while dealing with a Bankart lesion in his right shoulder ... Underwent surgery to repair the lesion on 10/9 (performed by Dr. John Uribe).

2016: In his first season stateside, was a Southern League Midseason All-Star with Jackson, made his Triple-A debut with Tacoma, and made his Major League debut with Seattle ... Hit .300 with 13 doubles, three tri-

ples, four homers, 66 runs, 47 RBI, and five stolen bases in 93 minor league games ... Ranked seventh among Mariners farmhands in batting ... Recalled by Seattle on 7/29 and debuted that night at the Chicago Cubs as a defensive replacement (0-for-1) ... Notched his first MLB hit on 8/2 vs. Boston, an RBI single off David Price ... Hit his first MLB homer on 8/6 vs. the LA Angels (solo, off Tyler Skaggs) ... In 45 total games with the Mariners, hit .250 with three doubles, one homer, 12 RBI, and one steal ... Following the season, played for Peoria of the Arizona Fall League (.255, 1 HR, 8 RBI, 4 SB in 14 games).

2009-15: Played parts of six seasons with Matanzas of the Cuban National Series, batting .285 with 23 homers, 121 RBI, and 20 stolen bases over 374 career games ... Known as "El Conde" by his fans in Cuba ... Was a two-time Gold Glove center fielder ... Was the starting center fielder for Cuba in the 2013 World Baseball Classic.

AWARDS & HONORS: Southern League Midseason All-Star (2016) ... MLBPA Seattle Mariners "Heart and Hustle" Award (2018).

TRANSACTIONS: Signed by the Seattle Mariners as a non-drafted free agent (3/14/16) ... Traded by the Mariners along with C Mike Zunino and LHP Michael Plassmeyer to the Tampa Bay Rays in exchange for OF Jake Fraley and OF Mallex Smith ... Signed by the Pittsburgh Pirates as a free agent (1/9/20) ... Claimed by the New York Mets off waivers from the Pirates (8/28/20) ... Claimed by the Atlanta Braves off waivers from the Mets (2/24/21).

SINGLE-GAME CAREER HIGHS

H:	4 (5/21/16, JXN vs. CHA)
HR:	1 (24x, last: 9/27/20, NYM @ WSH)
RBI:	4 (4/8/16, JXN vs. MTG)
R:	3 (6x, last: 8/12/19, TB @ SD)
SB:	1 (14x, last: 8/3/20, PIT @ MIN)



DAYSBEL HERNANDEZ

RHP
B/T: Right / Right

HT/WT: 6-1 / 200

BORN: September 15, 1996 in Sandino, Cuba

OPENING DAY AGE: 24

PRO SEASON: 3rd

MLB DEBUT: None

MLB SERVICE: 0.000

ACQUIRED: Signed by the Atlanta Braves as a non-drafted free agent on September 13, 2017.

CAREER PITCHING STATS

YEAR	CLUB	W-L	ERA	G	GS	CG	SHO	SV	IP	H	R	ER	HR	BB	SO	BAA
2018	Rome (A)	1-0	3.33	13	0	0	0	1/1	24.1	15	9	9	0	15	26	.174
	Florida (Adv-A)	1-2	6.59	8	0	0	0	0/1	13.2	13	14	10	2	8	10	.260
2019	Florida (Adv-A)	5-2	1.71	35	0	0	0	7/10	52.2	34	14	10	2	23	70	.184
Minor League Totals:		7-4	2.88	56	0	0	0	8/12	90.2	62	37	29	4	46	106	.193

2021 PROSPECT RANKINGS (MLB.COM)

Braves Org: #20

Top 100 List: NR

2021 PROSPECT RANKINGS (BASEBALL AMERICA)

Braves Org: #15

Top 100 List: NR

2020 SEASON

Prospecting: Entered the season ranked the Braves' No. 17 prospect by MLB.com and No. 23 prospect by Baseball America.

Did Not Play: Was not a member of the Braves' 60-man player pool for 2020.

Instructional League: Participated in Atlanta's Instructional League at Coolray Field in October.

Winter Ball: Pitched for Los Mochis of the Mexican Pacific Winter League, going 1-1 with a 3.24 ERA and two saves in nine relief appearances.

CAREER NOTES

2019: Named an Atlanta Braves Organization All-Star by MiLB.com after going 5-2 with a 1.71 ERA, .184 BAA, 1.08 WHIP, and seven saves (7-for-10) in 35 relief outings for Advanced-A Florida ... Led the Fire Frogs in saves, wins, and appearances ... Had 24 scoreless outings, including a career-high 3.1 scoreless frames (2 H, 0 BB, 2 SO) on 6/9 at Tampa ... Struck out 70 batters over 52.2 innings, a 11.96 SO/9.0 IP ratio ... Selected as Florida's June Pitcher of the Month by Atlanta after going 2-0 with a 0.00 ERA, .132 BAA, and 0.79 WHIP in six games (11.1 IP) ... In 11 day games, went 3-1 with a 0.87 ERA, .162 BAA, and 0.92 WHIP ... Ended the season ranked the Braves' No. 20 prospect by MLB.com ... Played for Scottsdale of the Arizona Fall League, going 0-0 with a 4.76 ERA and one save in eight relief appearances.

2018: Made his professional debut in the Braves system, going 2-2 with a 4.50 ERA, .206 BAA, 1.34 WHIP, and one save (1-for-2) in 21 relief appearances between Class-A Rome and Advanced-A Florida ... In six July games with Rome, posted a 0.63 ERA, .106 BAA, and 0.70 WHIP while striking out 17 in 14.1 innings.

MISC: Pitched for Pinar del Rio of the Cuban National Series from 2014-16, going 0-0 with a 5.93 ERA over 14 relief appearances (13.2 IP).

AWARDS & HONORS: MiLB.com Atlanta Braves Organization All-Star (2019).

TRANSACTIONS: Signed by the Atlanta Braves as a non-drafted free agent (9/13/17).

SINGLE-GAME CAREER HIGHS

IP:	3.1 (2x, last: 6/9/19, FLA @ TAM)
SO:	6 (7/2/19, FLA @ DUN)
BB:	4 (6/12/18, ROM @ GVL)
H:	4 (2x, last: 8/23/18, FLA vs. JUP)
ER:	3 (4x, last: 8/10/18, FLA vs. FTM)



JAKE HIGGINBOTHAM

LHP

B/T: Left / Left **HT/WT:** 5-10 / 170
BORN: January 11, 1996 in Buford, GA
OPENING DAY AGE: 25 **PRO SEASON:** 3rd
MLB DEBUT: None **MLB SERVICE:** 0.000
ACQUIRED: Selected by the Braves in the 11th round of the 2018 June draft out of Clemson University (Clemson, SC).

CAREER PITCHING STATS

YEAR	CLUB	W-L	ERA	G	GS	CG	SHO	SV	IP	H	R	ER	HR	BB	SO	BAA
2018	Danville (Rk)	2-1	2.65	13	0	0	0	1/3	34.0	27	12	10	4	12	36	.211
2019	Rome (A)	4-4	3.07	33	0	0	0	4/5	58.2	52	27	20	5	26	63	.242
Minor League Totals:		6-5	2.91	46	0	0	0	5/8	92.2	79	39	30	9	38	99	.230

2020 SEASON

Did Not Play: Was not a member of the Braves' 60-man player pool for 2020.

CAREER NOTES

2019: Made 33 relief appearances for Class-A Rome, going 4-4 with a 3.07 ERA, .242 BAA, 1.33 WHIP, and four saves (4-for-5) ... After posting a 5.06 ERA over his first 14 games, notched a 1.93 ERA (8 ER in 37.1 IP) and struck out 40 over his final 19 outings ... Was outstanding in June, going 2-2 with a 0.79 ERA, .225 BAA, 0.97 WHIP, and one save (1-for-1) in seven games ... Did not allow a run over 12.0 innings spanning five August outings (9 H, 5 BB, 15 SO) ... Following the season, pitched once for Adelaide of the Australian Baseball League (0.0 IP, 1 H, 2 ER, 1 BB).

2018: Made his professional debut with Rookie-level Danville, going 2-1 with a 2.65 ERA, .211 BAA, 1.15 WHIP, and one save (1-for-3) in 13 games ... Posted the sixth-lowest ERA among Braves minor league relievers (min. 30.0 IP) ... Earned his first career save on 6/29 vs. Elizabethton (3.0 IP, 1 H, 0 R, 0 BB, 4 SO) and first career win on 7/14 at Bluefield (3.0 IP, 1 H, 0 R, 1 BB, 1 SO) ... Named the Appalachian League Pitcher of the Week for 7/9-7/15 after going 1-0 with a 0.00 ERA (0 ER in 6.0 IP), one hit, two walks, and four strikeouts over two appearances ... Over his first nine career games, was 2-0 with a 0.76 ERA, .161 BAA, and 0.93 WHIP.

MISC: Resides in Hoschton, GA ... When he debuts for the Stripers, he will be the second Gwinnett County native to make his Triple-A debut with the club, joining Lawrenceville's Lucas Sims (2016-18) ... Selected by the New York Mets in the 27th round of the 2015 June draft out of Buford High School (Buford, GA), but didn't sign ... As a senior at Buford High in 2015, was named the Pitcher of the Year by the Gwinnett Daily Post ... Pitched at Clemson University in 2016 and 2018, going 9-1 with a 3.80 ERA and 91 strikeouts in 113.2 innings over 24 games (23 starts) ... In his final year with the Tigers, went 6-1 with a 3.47 ERA in 16 starts ... Redshirted his 2017 season while recovering from a stress fracture in his throwing elbow that required surgery.

AWARDS & HONORS: Appalachian League Pitcher of the Week (7/15/18).

TRANSACTIONS: Selected by the Atlanta Braves in the 11th round of the 2018 June draft out of Clemson University (Clemson, SC).

SINGLE-GAME CAREER HIGHS

IP: 4.0 (7/31/19, ROM @ HAG)
SO: 5 (3x, last: 4/13/19, ROM vs. GVL)
BB: 2 (10x, last: 9/1/19, ROM vs. ASH)
H: 6 (8/18/18, DAN vs. GRN)
ER: 7 (8/18/18, DAN vs. GRN)



KURT HOEKSTRA

RHP**B/T:** Left / Right**HT/WT:** 6-2 / 210**BORN:** June 27, 1993 in Grand Rapids, MI**OPENING DAY AGE:** 27**PRO SEASON:** 6th**MLB DEBUT:** None**MLB SERVICE:** 0.000**ACQUIRED:** Selected by the Atlanta Braves in the 21st round of the 2015 June draft out of Western Michigan University (Kalamazoo, MI).

CAREER PITCHING STATS

YEAR	CLUB	W-L	ERA	G	GS	CG	SHO	SV	IP	H	R	ER	HR	BB	SO	BAA
2017	Rome (A)	1-0	6.75	3	0	0	0	0/0	4.0	6	4	3	1	2	3	.333
2018	Rome (A)	0-0	0.00	2	0	0	0	0/0	2.0	1	0	0	0	0	3	.143
	Florida (Adv-A)	0-0	9.00	3	0	0	0	0/0	3.0	3	3	3	0	2	1	.250
2019	Rome (A)	0-2	0.59	12	0	0	0	4/5	15.1	14	6	1	1	5	26	.222
	Florida (Adv-A)	0-1	3.05	12	0	0	0	4/4	20.2	12	7	7	1	11	24	.169
	Gwinnett (AAA)	0-0	3.24	3	1	0	0	0/0	8.1	10	3	3	1	2	8	.323
	Mississippi (AA)	1-2	0.89	11	1	0	0	0/0	20.1	17	8	2	1	12	21	.227
Minor League Totals:		2-5	2.32	46	2	0	0	8/9	73.2	63	31	19	5	34	86	.227

2020 SEASON

Did Not Play: Despite being selected as a non-roster invitee to Atlanta Braves Spring Training for the first time in his career, was not included on the Braves' 60-man player pool for 2020.

CAREER NOTES

2019: Used exclusively as a pitcher for the first time in his career after spending 2015-18 as an infielder ...

Across four levels of the Braves system (Class-A Rome, Advanced-A Florida, Double-A Mississippi, Triple-A Gwinnett), went 1-5 with a 1.81 ERA, .221 BAA, and eight saves in 38 games (2 starts) ... Was 8-for-9 (88.9%) in save chances for the year, posting a 0.00 ERA (0 ER in 12.0 IP) across all nine chances ... Opened the season with Rome, going 0-2 with a 0.59 ERA and .222 BAA in 12 games from 4/4-5/10 ... Also spent two stints with Florida (5/12-7/5, 7/8-7/15), going 0-1 with a 3.05 ERA and .169 BAA in 12 games ... With Florida in June, went 0-0 with a 0.00 ERA, .067 BAA, 0.80 WHIP, and three saves (3-for-3) in six outings ... Made his Triple-A debut with Gwinnett, going 0-0 with a 3.24 ERA, .323 BAA, and 1.44 WHIP in three games (1 start) across two stints (7/6-7/7, 7/16-7/21) ... Made a spot start - the first start of his career - for Gwinnett on 7/19 vs. Rochester, a no-decision (career-high 3.1 IP, 3 H, 0 R, 1 BB, 4 SO) in the Strippers' 8-4 victory ... Transferred to Mississippi on 7/22, went 1-2 with a 0.89 ERA and .227 BAA over 11 games (1 start) to finish the season.

2018: In his final season as an infielder, batted .239 (14 2B, 2 3B, 4 HR, 32 RBI, 9 SB, .636 OPS) in 99 games between Rome and Florida ... The four homers were a career high ... Also appeared five times on the mound, going 0-0 with a 5.40 ERA and .211 BAA.

2017: Batted .255 in 114 games with Rome ... Established career bests in runs (48), hits (106), doubles (18), triples (7), RBI (35), total bases (147), and stolen bases (11) ... Also pitched three times, going 1-0 with a 6.75 ERA ... Earned his first pro win on 8/20 at Columbia (2.0 IP, 2 H, 1 R, 1 ER, 1 BB, 0 SO in 11-6 win in 16 innings), a game he also homered in.

2016: Placed on Rome's seven-day injured list on 4/7 with a right groin strain and missed nearly the entire season ... Joined the GCL Braves on a rehab assignment from 8/18-9/7, batting .091 in four games.

2015: Began his professional career with Rookie-level Danville, batting .257 (5 2B, 5 3B, 2 HR, 18 RBI, 8 SB, .727 OPS) in 48 games.

TRANSACTIONS: Selected by the Atlanta Braves in the 21st round of the 2015 June draft out of Western Michigan University (Kalamazoo, MI).

SINGLE-GAME CAREER HIGHS

IP:	3.1 (7/19/19, GWN vs. ROC)
SO:	5 (8/25/19, MIS @ BLX)
BB:	3 (2x, last: 8/31/19, MIS vs. CHAT)
H:	5 (7/6/19, GWN vs. DUR)
ER:	3 (3x, last: 7/11/19, FLA vs. CHA)



MITCH HORACEK

LHP**B/T:** Left / Left**HT/WT:** 6-5 / 185**BORN:** December 3, 1991 in Littleton, CO**OPENING DAY AGE:** 29**PRO SEASON:** 8th**MLB DEBUT:** None**MLB SERVICE:** 0.000**ACQUIRED:** Signed by the Atlanta Braves as a minor league free agent on March 18, 2021.

CAREER PITCHING STATS

YEAR	CLUB	W-L	ERA	G	GS	CG	SHO	SV	IP	H	R	ER	HR	BB	SO	BAA
2013	Aberdeen (SS-A)	5-4	2.78	12	11	0	0	0/0	64.2	54	24	20	1	7	45	.224
2014	Delmarva (A)	6-10	3.80	24	24	0	0	0/0	137.1	139	73	58	8	35	151	.262
	Frederick (Adv-A)	0-1	7.50	1	1	0	0	0/0	6.0	7	5	5	0	3	3	.333
2015	Frederick (Adv-A)	7-17	4.90	28	28	1	1	0/0	154.1	156	95	84	22	52	146	.263
2016	Frederick (Adv-A)	5-11	4.59	27	27	3	1	0/0	133.1	172	83	68	13	45	110	.311
2017	Frederick (Adv-A)	5-3	3.88	32	0	0	0	0/1	53.1	58	26	23	8	24	68	.270
2018	Hartford (AA)	3-3	2.20	51	0	0	0	2/4	61.1	50	17	15	3	27	75	.222
2019	Albuquerque (AAA)	1-1	18.75	12	0	0	0	0/1	12.0	34	25	25	5	8	13	.523
	Hartford (AA)	4-0	2.48	34	0	0	0	0/1	36.1	30	10	10	1	19	43	.234
Minor League Totals:		36-50	4.21	221	91	4	2	2/7	658.2	700	358	308	61	220	654	.272

2020 SEASON

Did Not Play: Was not a member of the Minnesota Twins' 60-man player pool for 2020.

Transaction Report: Elected free agency on 11/2 ... Signed by Atlanta to a minor league deal on 3/18/21.

CAREER NOTES

2019: Went 5-1 with a 6.52 ERA and 10 holds in 46 relief outings between Double-A Hartford and Triple-A Albuquerque ... Opened the season with the Isotopes, going 1-1 with an 18.75 ERA in 12 games ... Transferred to Hartford on 5/10 and went 4-0 with a 2.48 ERA over 34 games to finish the season ... In nine July games, went 1-0 with a 0.00 ERA (0 ER in 10.0 IP).

2018: In his first year in the Colorado Rockies system, was named an Eastern League Midseason All-Star with Hartford ... Went 3-3 with career lows in ERA (2.20) and BAA (.222) in a career-high 51 games ... Ranked among EL leaders in holds (2nd, career-high 13) and appearances (3rd) ... Went 0-3 with a 2.51 ERA and .244 BAA in 33 first-half outings and 3-0 with a 1.47 ERA and .169 BAA in 18 second-half outings ... In nine June appearances, posted a 0.96 ERA (1 ER in 9.1 IP) and a .125 BAA ... Did not allow a run over 9.2 innings spanning nine August outings ... Earned his first career save on 8/4 vs. Trenton (0.1 IP, 0 H, 0 R, 0 BB, 0 SO) ... Following the season, pitched for Salt River of the Arizona Fall League (1-0, .874 ERA in 11 games).

2017: In his third full season with Advanced-A Frederick of the Baltimore Orioles organization, moved to the bullpen and went 5-3 with a 3.88 ERA, .270 BAA, and four holds in 32 games ... Pitched at least 3.0 innings in five games and at least 2.0 innings in 14 games ... Went 2-2 with a 3.09 ERA over his final 14 outings.

2016: In his final year as a full-time starter, went 5-11 with a 4.59 ERA and .311 BAA in 27 starts with Frederick ... Had a career-high three complete games (1 shutout), leading the Carolina League ... Led Frederick in innings (133.1), starts, and complete games and finished second in strikeouts (110) ... Had seven starts in which he did not allow an earned run, including a 7.0-inning complete-game shutout (4 H, 2 BB, 9 SO) in game two of a doubleheader on 6/11 at Potomac.

2015: Logged 28 starts with Frederick, going 7-17 with a 4.90 ERA ... Led the Carolina League in both starts and strikeouts (146) ... Also led all Baltimore farmhands in strikeouts ... Tossed his first professional complete-game shutout on 4/15 vs. Lynchburg (7.0 IP, 3 H, 0 BB, 4 SO)

... Had a pair of double-digit strikeout games, 5/6 vs. Winston-Salem (career-high 11 SO in 5.0 IP, 4 H, 3 ER in no-decision) and 5/22 at Lynchburg (10 SO in 6.2 IP, 4 H, 3 ER in win) ... Named a Carolina League Midseason All-Star after going 4-7 with a 3.96 ERA and .234 BAA in 14 first-half starts ... Allowed three earned runs or less in 19 starts overall, but went just 7-8 in those contests.

2014: Between Class-A Delmarva and Advanced-A Frederick, went 6-11 with a 3.96 ERA and .264 BAA in 25 starts ... Had 12 quality starts ... Led the South Atlantic League with 151 strikeouts, the most by a Delmarva pitcher since 2006 ... Went 3-3 with a 1.60 ERA in six May starts and 4-6 with a 2.57 ERA in 12 first-half starts.

2013: Made his professional debut with Short-A Aberdeen, going 5-4 with a 2.78 ERA, .224 BAA, and 0.94 WHIP in 12 games (11 starts) ... Ranked among NY-Penn League leaders in WHIP (1st) and ERA (10th) ... Had five quality starts, including 8.0 scoreless innings (3 H, 0 BB, 1 SO) in a no-decision on 8/10 at Batavia.


MISC: Originally selected by the Colorado Rockies in the 46th round of the 2010 June draft out of Thunder Ridge High School (Highlands Ranch, CO), but did not sign.

AWARDS & HONORS: Carolina League Midseason All-Star (2015) ... Eastern League Midseason All-Star (2018).

TRANSACTIONS: Selected by the Baltimore Orioles in the ninth round of the 2013 June draft out of Dartmouth College (Hanover, NH) ... Claimed by the Colorado Rockies from the Orioles in the minor league phase of the 2017 Rule 5 Draft (12/14/17) ... Signed by the Minnesota Twins as a minor league free agent (11/19/19) ... Signed by the Atlanta Braves as a minor league free agent (3/18/21).

SINGLE-GAME CAREER HIGHS

IP:	8.0 (2x, last: 7/10/15, FRE vs. SAL)
SO:	11 (5/6/15, FRE vs. WS)
BB:	4 (5x, last: 9/4/17, FRE vs. POT)
H:	11 (3x, last: 8/12/16, FRE vs. POT)
ER:	8 (4/30/19, ABQ vs. SAC)



ODALVI JAVIER

RHP**B/T:** Right / Right**HT/WT:** 6-0 / 190**BORN:** September 4, 1996 in Puerto Plata, Dominican Republic**OPENING DAY AGE:** 24**PRO SEASON:** 6th**MLB DEBUT:** None**MLB SERVICE:** 0.000**ACQUIRED:** Signed by the Atlanta Braves as a non-drafted free agent on December 2, 2014.

CAREER PITCHING STATS

YEAR	CLUB	W-L	ERA	G	GS	CG	SHO	SV	IP	H	R	ER	HR	BB	SO	BAA
2015	GCL Braves (Rk)	1-1	2.37	10	1	0	0	0/0	19.0	22	5	5	2	9	18	.310
2016	GCL Braves (Rk)	5-1	2.62	12	6	0	0	0/0	44.2	36	16	13	1	12	34	.216
2017	Danville (Rk)	4-2	3.14	13	13	0	0	0/0	63.0	61	22	22	3	22	50	.253
2018	Rome (A)	3-10	4.14	26	25	0	0	0/0	126.0	120	75	58	14	58	133	.252
2019	Rome (A)	3-8	3.78	22	22	0	0	0/0	121.0	112	56	51	13	45	101	.242
	Florida (Adv-A)	1-2	3.28	4	4	0	0	0/0	24.2	19	10	9	2	14	16	.221
Minor League Totals:		4-10	3.70	26	26	0	0	0/0	146.0	131	66	60	15	59	117	.246

2020 SEASON

Did Not Play: Was not a member of the Braves' 60-man player pool for 2020.

CAREER NOTES

2019: Made a career-high 26 starts between Class-A Rome and Advanced-A Florida, going 4-10 with a 3.70 ERA, .239 BAA, and 1.30 WHIP ... Struck out 117 over 146.0 innings ... Ranked among South Atlantic League leaders in ERA (8th, 3.78) and BAA (8th, .242) ... Pitched at least 6.0 innings in 11 of his 22 starts with Rome, including 10 quality starts ... Threw a season-high 7.0 scoreless innings on 7/6 vs. Asheville (3 H, 1 HB, 2 BB, 4 SO) ... Promoted to Florida for his Advanced-A debut on 8/5 ... Pitched at least 6.0 innings in all four of his starts for the Fire Frogs, including three quality starts ... In his final start of the year on 8/25, pitched 6.0 scoreless innings (2 H, 3 BB, 5 SO) in a win vs. Dunedin.

2018: Spent the entire year with Rome, going 3-10 with a 4.14 ERA, .252 BAA, and 1.41 WHIP in 26 games (25 starts) ... Logged eight quality starts ... Ranked among Braves minor league pitching leaders in strikeouts (T-4th, 133) and innings (6th, 126.0) ... Struck out a career-high 10 batters on 5/23 at Lexington (win, 6.0 IP, 2 H, 1 ER, 1 BB) ... Tossed a career-high 8.0 innings on 6/15 vs. Lexington (loss, 6 H, 2 ER, 1 BB, 7 SO).

2017: Named Rookie-level Danville's Pitcher of the Year by Atlanta after going 4-2 with a 3.14 ERA, .253 BAA, and 1.32 WHIP over 13 starts ... Notched all three of his quality starts in August, going 1-0 with a 2.36 ERA in five total starts that month.

2016: In his second straight season with the Gulf Coast League Braves, went 5-1 with a 2.62 ERA, .216 BAA, and 1.07 WHIP in 12 games (6 starts) ... Earned three of his five wins in August, going 3-1 with a 2.95 ERA, .238 BAA, and 1.08 WHIP in five games (4 starts).

2015: Made his professional debut with the Braves' Gulf Coast League affiliate, going 1-1 with a 2.37 ERA, .310 BAA, and 1.63 WHIP in 10 games (1 start) ... Made the first start of his career on 8/18 at the GCL Yankees (ND, 3.0 IP, 5 H, 0 R, 1 HB, 1 BB, 0 SO) ... In eight August outings, was 1-1 with a 1.84 ERA.

AWARDS & HONORS: Rookie-level Danville Pitcher of the Year (2017).

TRANSACTIONS: Signed by the Atlanta Braves as a non-drafted free agent (12/2/14).

SINGLE-GAME CAREER HIGHS

IP:	8.0 (6/15/18, ROM vs. LEX)
SO:	10 (5/23/18, ROM @ LEX)
BB:	5 (3x, last: 8/3/19, ROM @ WV)
H:	10 (8/5/18, ROM @ GVL)
ER:	6 (2x, last: 6/21/19, ROM vs. HAG)



GREYSON JENISTA

OF**B/T:** Left / Right**HT/WT:** 6-4 / 210**BORN:** December 7, 1996 in Lawrence, KS**OPENING DAY AGE:** 24**PRO SEASON:** 3rd**MLB DEBUT:** None**MLB SERVICE:** 0.000**ACQUIRED:** Selected by the Atlanta Braves in the second round (49th overall) in the 2018 June draft out of Wichita State University (Wichita, KS).

CAREER HITTING STATS

YEAR	CLUB	AVG	G	AB	R	H	2B	3B	HR	RBI	BB	SO	SB	OBP	SLG
2018	Danville (Rk)	.250	10	40	10	10	1	0	3	7	6	9	0	.348	.500
	Rome (A)	.333	32	117	20	39	5	3	1	23	10	17	4	.377	.453
	Florida (Adv-A)	.152	19	66	3	10	3	1	0	4	7	15	0	.230	.227
2019	Florida (Adv-A)	.223	56	202	24	45	14	1	4	29	27	70	1	.312	.361
	Mississippi (AA)	.243	74	222	18	54	4	1	5	26	27	75	2	.324	.338
Minor League Totals:		.244	191	647	75	158	27	6	13	89	77	186	7	.322	.365

2021 PROSPECT RANKINGS (MLB.COM)

Braves Org: #22

Top 100 List: NR

2021 PROSPECT RANKINGS (BASEBALL AMERICA)

Braves Org: #26

Top 100 List: NR

2020 SEASON

Prospecting: Entered the 2020 season ranked the Braves' No. 19 prospect by *Baseball America* and No. 20 prospect by MLB.com.

Did Not Play: Despite being selected as a non-roster invitee to Atlanta Braves Spring Training, was not included on the Braves' 60-man player pool for 2020.

Indy Ball: Played 15 games with Eastern Reyes del Tigre of the Constellation Energy League (Sugar Land, TX), batting .106 with one home run, five RBI, and one stolen base.

CAREER NOTES

2019: Opened the season ranked the Braves' No. 15 prospect by MLB.com, rose to No. 11 by the end of the season ... Was a non-roster invitee to Braves MLB Spring Training for the first time in his career ... Hit .233 (18 2B, 2 3B, 9 HR, 42 R, 55 RBI, 3 SB, .667 OPS) in 130 games between Advanced-A Florida and Double-A Mississippi ... Ranked among the top 10 Braves farmhands in games (T-4th) and walks (6th, 54) ... Batted .223 (14 2B, 1 3B, 4 HR, 24 R, 29 RBI, 1 SB) in 56 games with the Fire Frogs before being promoted to Mississippi on 6/6 ... In his Double-A debut with the M-Braves, hit .243 (4 2B, 1 3B, 5 HR, 18 R, 26 RBI, 2 SB) in 74 games ... After joining Mississippi on 6/6, led the team in on-base percentage (.324) and walks (T-1st, 27) ... On 7/11 at Jacksonville, became the first M-Braves player to steal home since Dylan Moore on 6/25/17 at Biloxi ... Named Mississippi's Player of the Month for July after batting .333 (3 2B, 3 HR, 10 R, 12 RBI, 2 SB, .481 SLG, .884 OPS) in 26 games ... Hit two pinch-hit home runs with Mississippi, on 6/14 at Jacksonville (solo) and 8/23 at Biloxi (solo, game-winner in 9th inning) ... Saw time at all three outfield positions, posting a .989 fielding percentage and three outfield assists in 105 games (102 starts) across both levels ... Played for Scottsdale in the AFL, batting .214 (2 2B, 6 R, 3 RBI) in 12 games.

2018: Climbed three levels during his first professional season, batting .265 (9 2B, 4 3B, 4 HR, 33 R, 34 RBI, 4 SB, .328 OBP, .395 SLG, .723 OPS) in 61 games between rookie-level Danville, Class-A Rome, and Advanced-A Florida ... Notched his first hit on 6/20 vs. Pulaski (2-for-4, 2 R) ... Hit his first homer and tallied his first RBI on 6/23 at Princeton (2-for-4, 1 2B, 1 HR, 3 RBI) ... Promoted to Rome on 7/2, during 32 games from 7/2-8/9 he ranked among South Atlantic League leaders in triples (T-2nd, 3), batting (T-3rd, .333), RBI (4th, 23), hits (T-4th, 39), runs (T-6th, 20), and on-base percentage (8th, .377) ... Hit a season-best .344 (3 2B, 2 3B, 1 HR, 16 R, 16 RBI, 3 SB, .836 OPS) in 25 games in July ... Set a career high with four hits on 7/26 vs. Columbia (4-for-5, 1 2B, 3 R, 1 RBI) ... Set a career high with four RBI on 8/4 at Greenville (3-for-


5, 2 2B) ... Promoted to Florida on 8/10 and hit .152 over his final 19 games.

MISC: In three seasons at Wichita State (2016-18), hit .318 (29 2B, 2 3B, 23 HR, 135 R, 111 RBI, 20 SB, .430 OBP, .487 SLG, .916 OPS) in 171 games ... Played for Cotuit of the Cape Cod League for two seasons (2016-17) and was named the league's Most Valuable Player in 2017 (.310, 4 2B, 3 HR, 25 R, 16 RBI, 9 SB, .793 OPS in 39 games).

TRANSACTIONS: Selected by the Atlanta Braves in the second round (49th overall) in the 2018 June draft out of Wichita State University (Wichita, KS).

SINGLE-GAME CAREER HIGHS

H:	4 (7/26/18, ROM vs. COL)
HR:	1 (13x, last: 8/23/19, MIS @ BLX)
RBI:	4 (2x, last: 7/7/19, MIS vs. BLX)
R:	3 (2x, last: 7/26/18, ROM vs. COL)
SB:	1 (7x, last: 7/28/19, MIS @ MOB)



CONNOR JOHNSTONE

RHP

B/T: Right / Right **HT/WT:** 6-1 / 195
BORN: October 4, 1994 in Roswell, GA
OPENING DAY AGE: 26 **PRO SEASON:** 4th
MLB DEBUT: None **MLB SERVICE:** 0.000
ACQUIRED: Selected by the Atlanta Braves in the 21st round of the 2017 June draft out of Wake Forest University (Winston-Salem, NC).

CAREER PITCHING STATS

YEAR	CLUB	W-L	ERA	G	GS	CG	SHO	SV	IP	H	R	ER	HR	BB	SO	BAA
2017	Danville (Rk)	1-1	5.40	3	3	0	0	0/0	10.0	10	6	6	2	1	12	.250
2018	Mississippi (AA)	0-0	3.12	7	2	0	0	0/0	17.1	18	7	6	2	8	12	.273
	Gwinnett (AAA)	2-0	4.50	5	4	0	0	0/0	22.0	23	12	11	5	7	15	.261
	Florida (Adv-A)	1-3	2.81	18	6	0	0	2/2	48.0	38	15	15	2	11	44	.213
2019	Gwinnett (AAA)	2-0	4.97	7	0	0	0	0/2	12.2	14	8	7	1	6	7	.275
	Mississippi (AA)	5-4	4.12	28	7	0	0	1/2	78.2	93	38	36	4	21	50	.299
Minor League Totals:		11-8	3.86	68	22	0	0	3/6	188.2	196	86	81	16	54	140	.267

2020 SEASON

Did Not Play: Despite being selected as a non-roster invitee to Atlanta Braves Spring Training for the first time in his career, was not included on the Braves' 60-man player pool for 2020.

CAREER NOTES

2019: Between Double-A Mississippi and Triple-A Gwinnett, went 7-4 with a 4.24 ERA, .296 BAA, and one save (1-for-4) in 35 games (7 starts) ... His seven wins ranked tied for eighth among Braves farmhands ... Began the year on Gwinnett's Opening Night roster, went 2-0 with a 4.97 ERA, .275 BAA, and 0 saves (0-for-2) in seven relief outings across two stints (4/4-4/17, 6/13-6/20) ... Spent most of the year in Double-A, going 5-4 with a 4.12 ERA and one save (1-for-2) in 28 games (7 starts) ... Over his first three outings (1 start) with Mississippi in April, posted a 0.84 ERA, .205 BAA, and 1.03 WHIP ... Went 2-2 with a 3.96 ERA, .288 BAA, and 1.38 WHIP in seven starts for the M-Braves, including two quality starts ... Following the season, pitched for Scottsdale of the Arizona Fall League (2-3, 3.27 ERA, 19 SO in 22.0 IP over 6 starts).

2018: Went 3-3 with a 3.30 ERA, .238 BAA, and two saves (2-for-2) in 30 games (12 starts) between Advanced-A Florida, Double-A Mississippi and Triple-A Gwinnett His 3.30 ERA ranked ninth-lowest among Braves farmhands (min. 75.0 IP) ... Spent most of the season with Florida, going 1-3 with a 2.81 ERA and two saves (2-for-2) in 18 games (6 starts) ... Joined Mississippi on 4/20 and made his Double-A debut that night vs. Pensacola, tossing 2.1 scoreless innings (3 H, 0 BB, 2 SO) in relief ... In two stints with the M-Braves (4/20-4/29, 7/12-8/5), went 0-0 with a 3.12 ERA and .273 BAA in seven games (2 starts) ... Roswell, GA native assigned to Gwinnett on 6/23, 7/4, 7/11 and 8/25, went 2-0 with a 4.50 ERA and .261 BAA in five games (4 starts) ... Made his Triple-A debut in a spot start on 6/23 vs. Columbus (ND, 3.0 IP, 6 H, 3 R, 2 ER, 2 HR, 0 BB, 3 SO in 10-4 loss) ... Posted a 1.80 ERA over his final four outings (2 starts) with Florida in July/August, going 0-1 with one save (1-for-1) ... Won each of his last two starts for the Stripers, 8/25-G2 at Charlotte (6.0 IP, 7 H, 3 ER in 7-4 win) and 8/30 vs. Norfolk (6.0 IP, 5 H, 3 ER in 8-3 win).

2017: Assigned to Rookie-level Danville and made three starts, going 1-1 with a 5.40 ERA ... Won his professional debut on 6/26 vs. Princeton (5.0 IP, 3 H, 1 R, 1 ER, 0 BB, 6 SO in 6-3 win).

MISC: In 2017, completed the fifth undefeated season in Wake Forest history, going 8-0 with a 3.61 ERA as a senior ... Named Second Team All-ACC for 2017, earned


ACC Pitcher of the Week awards on 2/3 and 2/20 ... Finished with a career record of 15-12 and a 4.68 ERA in 62 games (46 starts) with the Demon Deacons ... Following his senior season, ranked 10th in program history with 275.0 innings pitched.

TRANSACTIONS: Selected by the Atlanta Braves in the 21st round of the 2017 June draft out of Wake Forest University (Winston-Salem, NC).

SINGLE-GAME CAREER HIGHS

IP: 7.0 (8/17/18, FLA @ LAK)
SO: 6 (3x, last: 8/18/19, MIS vs. PNS)
BB: 3 (3x, last: 8/18/19, MIS vs. PNS)
H: 11 (8/13/19, MIS vs. BIR)
ER: 6 (8/13/19, MIS vs. BIR)

JOHNSTONE



SEAN KAZMAR JR.

40-MAN ROSTER**INF****B/T:** Right / Right**HT/WT:** 5-10 / 185**BORN:** August 5, 1984 in Valdosta, GA**OPENING DAY AGE:** 36**PRO SEASON:** 17th**MLB DEBUT:** 8/13/08 with SD**MLB SERVICE:** 0.048**ACQUIRED:** Signed by the Atlanta Braves as a minor league free agent on December 7, 2020.

CAREER HITTING STATS

YEAR	CLUB	AVG	G	AB	R	H	2B	3B	HR	RBI	BB	SO	SB	OBP	SLG
2004	Eugene (SS-A)	.252	65	274	29	69	13	3	6	27	9	55	6	.278	.387
	Fort Wayne (A)	.217	5	23	5	5	3	0	0	2	1	6	0	.308	.348
2005	Fort Wayne (A)	.267	125	469	47	125	26	0	10	48	44	69	7	.329	.386
2006	Lake Elsinore (Adv-A)	.250	133	540	86	135	19	5	13	72	63	80	10	.327	.376
2007	San Antonio (AA)	.208	78	269	30	56	10	2	6	33	24	46	6	.278	.327
	Lake Elsinore (Adv-A)	.284	47	201	27	57	20	0	3	24	16	27	4	.345	.428
2008	San Antonio (AA)	.264	111	382	53	101	21	3	3	39	38	66	7	.333	.359
	SAN DIEGO (MLB)	.205	19	39	2	8	1	0	0	2	5	14	0	.289	.231
2009	Portland (AAA)	.235	114	366	40	86	14	0	5	46	37	59	8	.306	.314
2010	Portland (AAA)	.275	130	499	70	137	23	3	8	53	37	81	7	.326	.381
2011	Tacoma (AAA)	.253	127	462	50	117	29	3	4	45	36	68	7	.311	.348
2012	Buffalo (AAA)	.138	11	29	2	4	1	0	0	2	1	10	0	.167	.172
	Binghamton (AA)	.236	57	195	23	46	9	2	4	21	13	27	0	.292	.364
2013	Gwinnett (AAA)	.228	95	272	26	62	17	1	1	29	18	40	8	.277	.309
2014	Gwinnett (AAA)	.297	67	232	34	69	18	1	4	34	19	28	2	.348	.435
2015	Gwinnett (AAA)	.280	106	397	53	111	25	6	3	38	17	39	3	.314	.395
2016	Gwinnett (AAA)	.263	93	327	35	86	16	1	5	37	16	52	1	.298	.364
2017	Gwinnett (AAA)	.284	99	363	41	103	15	0	11	45	12	40	5	.310	.416
2018	Gwinnett (AAA)	.254	99	338	35	86	15	1	1	26	14	38	3	.296	.314
2019	Gwinnett (AAA)	.270	108	381	55	103	21	2	12	61	32	56	1	.333	.430
Minor League Totals:		.259	1670	6019	741	1558	315	33	98	682	447	887	85	.313	.371
Major League Totals:		.205	19	39	2	8	1	0	0	2	5	14	0	.289	.231

2020 SEASON

Did Not Play: Was a non-roster invitee to Atlanta Braves Spring Training for the third straight season, but was not included in the team's 60-man player pool in June ... Did not play for an affiliate in 2020.

Transactions: Signed his seventh minor league deal with the Braves on 12/7.

ENTERING 2021

Gwinnett Career: Is batting .268 (620-for-2,310, 127 2B, 12 3B, 37 HR, 279 R, 270 RBI, 23 SB, .693 OPS) in 667 games with Gwinnett ... Leads the franchise in career games, at-bats, hits, total bases (882), doubles, runs, and RBI ... Ranks second in career triples and fourth in career homers.

600 Hits Club: His 620 hits are fourth-most in Atlanta Braves Triple-A history, trailing only Larry Whisenton (657), Damon Hollins (648), and Paul Runge (642).

CAREER NOTES

2019: In his seventh season with Gwinnett, batted .270 with 21 doubles, two triples, 12 home runs, 55 runs, 61 RBI, and a .763 OPS in 108 games ... Earned the Stripers' "Fan Favorite Player" award via social media vote for the second straight year ... His 12 homers were his second-most in a season, trailing 2006 (13 with Lake Elsinore) ... Was the only Stripers player to produce a five-hit game in 2019, doing so twice (#3-4 of his career, matching single-game career high), on 6/14 at Syracuse (5-for-5) and 8/28 vs. Norfolk (5-for-5) ... Finished a triple shy of the cycle twice, on 5/29 at Toledo (4-for-4, 1 2B, 1 HR, 4 RBI) and 6/14 at Syracuse (5-for-5, 1 2B, 1 HR, 2 RBI) ... Pitched for the first time in his pro career, going 1-0 with a 0.00 ERA, .111 BAA, 0.33 WHIP, and one strikeout over three relief appearances ... Earned a win in his pitching debut on 7/5-G2 vs. Durham (1.0 IP, 0 H, 0 R, 0 BB, 1 SO in 9-7 walk-off win) ... Played in his 1,600th MiLB game on 5/29 at Toledo, recorded his 1,500th MiLB (9th-inning single) on 6/5 at Charlotte ... Homered seven times (#2-8) in 22 games in May, batting a season-best .296 with 20 RBI and a .942 OPS ... Tallied an RBI in seven straight games from 5/24-5/30, tied for the Stripers' longest RBI streak of 2019 (hit .414 with 5 HR, 14 RBI in that span) ... Played all four infield spots, first base (69G, .998 FPCT), second base (19G, .985), third base (6G, .917), and short-stop (6G, 1.000) ... Played in all four games of the Governors' Cup Semifinals, batting .267 with one double, four

runs, one RBI, and a .722 OPS.

2018: Was a non-roster invitee to Braves' Spring Training for the first time in his career ... In his sixth full season with Gwinnett, batted .254 in 99 games ... Named the Stripers' "Fan Favorite Player" by social media vote ... Ranked among International League leaders in hit-by-pitch (T-9th, 8) ... Passed Jose Constanza for Gwinnett's career hits lead with his 438th hit on 4/14 vs. Rochester, a double (1-for-4) ... Tallied the 600th RBI of his MiLB career on 5/19 at Toledo, a game-winning RBI single in a 5-3 victory (2-for-4, R, RBI) ... Passed Constanza for Gwinnett's career runs lead with his 206th run scored on 6/27 at Norfolk (1-for-5) ... Passed Ernesto Mejia for Gwinnett's career RBI lead with his 200th on 7/2 at Durham, hitting a solo home run off RHP Mike Franco (1-for-4, R, RBI) ... Hit .360 (5 2B, 13 R, 7 RBI, 1 SB, .405 OBP, .400 SLG, .805 OPS) after the Triple-A All-Star break.

2017: Named Gwinnett's Co-Most Valuable Player alongside Ozzie Albies ... Also named an Atlanta Braves Organization All-Star by MiLB.com ... Batted .284 with 11 home runs and 45 RBI in 99 games ... Ranked among Braves' MiLB leaders in average (7th, .284) and homers (T-9th, 11) ... Set a single-game career high with six RBI on 7/13 at Charlotte (3-for-6, 2B, 3-run HR) ... Hit a season-best .333 (3 2B, 2 HR, 4 R, 13 RBI) in

July, posting a .913 OPS in 15 games that month ... Homered three times over his final six games from 8/30-9/4, batting .364 in that span.

2016: Played in 93 games for Gwinnett, batting .263 with five homers and 37 RBI ... Named G-Braves' "Most Competitive Player," his third straight year winning the award (2014, 2015) ... Homered in his first at-bat of 2016, a three-run shot off former G-Braves' RHP Todd Redmond on 4/9 at Norfolk ... Reached base safely in 21 consecutive IL games from 9/11-5/4/24/16, batting .310 (4 2B, 3B, 2 HR, 11 R, 15 RBI) in that span ... Batted season-best .339 (5 2B, 3B, 9 R, 8 RBI) in 16 games in May ... Hit an inside-the-park three-run homer on 7/26 vs. Indianapolis ... In eight Governors' Cup playoff games, batted a team-best .387 (2 2B, 3 HR, 6 R, 8 RBI) ... Led all IL playoff hitters in homers, RBI and extra-base hits (5) ... Also ranked in top five in hits (T-1st), runs (T-1st), slugging percentage (2nd, .742), doubles (T-2nd) and batting (3rd) ... On 9/10 vs. Columbus, matched the Gwinnett playoff record for single-game hits with four (4-for-4, HR, R, 2 RBI), equaling mark set by Mel Rojas Jr. on 9/9/16 vs. Columbus ... Belted IL-leading third playoff homer on 9/13 at Scranton/WB, a three-run shot off LHP Jordan Montgomery in Gwinnett's 7-4 Game 1 victory (3-for-5, HR, 2 R, 3 RBI).

2015: In his third season with Gwinnett, batted .280 in 106 games ... Led the team in doubles (25) and runs scored (53), ranked second in games and third in multi-hit efforts (29) ... Ranked among IL leaders in lowest TPA/SO ratio (4th, 10.87) and triples (T-7th, 6) ... Recorded a season-best 17-game on-base streak from 4/11-5/23, batting .343 (5 2B, 3B, 11 R, 3 RBI) ... Reached safely in 20-straight home games from 4/11-6/7, batting .361 (6 2B, 3B, 12 R, 4 RBI) ... Started a 5-4-3 triple play from third base on 8/7 vs. Buffalo, the second triple play in G-Braves' history.

2014: In his second season with Gwinnett, batted a career-best .297 in 67 games ... Hit .355 in 31 games at Coolray Field ... Batted .371 against left-handed pitchers ... Opened the season hot, batting .344 with three doubles, a triple and six RBI in 11 games in April ... Placed on the Gwinnett disabled list on 5/20 with a left hand fracture, activated on 7/8 ... Enjoyed his best game of the season on 9/1 at Charlotte, going 2-for-5 with two homers and four RBI.

2013: In first season with the Atlanta Braves organization, batted .228 in 95 games with Gwinnett ... Tallied at least one RBI in six straight games from 4/9-4/14, batting .380 with nine RBI ... Recorded his 1,000th career minor league hit on 9/2 at Charlotte.

2012: Hit a combined .223 with four homers and 23 RBI between Double-A Binghamton and Triple-A Buffalo of the New York Mets organization.

2011: Spent the entire season with Triple-A Tacoma of the Seattle Mariners organization ... Played in 127 games, starting 84 at shortstop and 42 at second base ... Ranked among team leaders in games (2nd), doubles (2nd, 29), hits (3rd, 117) and triples (3rd, 3).

2010: Played for Triple-A Portland of the San Diego Padres organization ... Recorded a career-high 137 hits ... Ranked second on the club in hits, doubles (23), games played (130) and total bases (190) ... Collected his first career multi-homer game on 7/10 at Sacramento (2-for-5, GS, season-high 5 RBI) ... Notched a career-high five hits (5-for-5, solo HR) on 8/29 at Tacoma ... With the bases loaded, hit .417 with two grand slams.

2009: Made his Triple-A debut with Portland ... Played in 114 games, hitting .235 ... Hit season-best .311 in June.

2008: Called up to the Major Leagues for the first time in his career on 8/12 ... Made his MLB debut with San Diego on 8/13 vs. Milwaukee, went 1-for-2 with a single off C.C. Sabathia in his first at-bat ... Went 3-for-4 with a double and an RBI on 9/7 at Milwaukee ... In 19 MLB games, hit .205 with two RBI ... Began the season with Double-A San Antonio, hitting .264 with 21 doubles, three home runs and 39 RBI in 111 games.

2007: Split the season between Double-A San Antonio and Advanced-A Lake Elsinore ... Combined to hit .240 with nine home runs and 57 RBI in 125 games.

2006: Spent the entire season with Advanced-A Lake Elsinore ... Set career highs in games (133), home runs (13), triples (5), runs (86), RBI (72) and stolen bases (10) ... Led the team in games, runs and home runs, was second in hits ... Drove in a season-high five RBI on 5/6 vs. Lancaster (3-for-6, HR) ... Hit .271 with nine homers and 46 RBI after the All-Star break.

2005: Played in 125 games with Class-A Fort Wayne ... Led the club in hits (125) and doubles (26), finished second in home runs (10) and third in RBI (48) ... Started all 125 games at second base ... In August, hit .299 with five home runs and 13 RBI ... Earned the Midwest League Player of the Week award for 8/8-8/14 after hitting .523 with three home runs and five RBI.

2004: Split professional debut between Short-A Eugene and Class-A Fort Wayne ... Combined to hit .249 with six home runs and 29 RBI ... Finished second on the Emeralds in doubles (13) and third in RBI (27).

AWARDS & HONORS: Midwest League Player of the Week (8/14/05) ... Gwinnett "Most Competitive Player" (2014, 2015, 2016) ... Gwinnett Co-Most Valuable Player (2017) ... MiLB.com Atlanta Braves Organization All-Star (2017) ... Gwinnett "Fan Favorite Player" Award (2018, 2019).

TRANSACTIONS: Selected by the San Diego Padres in the fifth round of the 2004 June free agent draft out of the College of Southern Nevada (Henderson, NV) ... Signed by the Seattle Mariners as a minor league free agent (11/17/10) ... Signed by the New York Mets as a minor league free agent (1/10/12) ... Signed by the Atlanta Braves as a minor league free agent (1/10/13) ... Resigned to minor league contracts by Atlanta seven times (11/17/14, 12/23/15, 11/17/16, 11/16/17, 10/18/18, 1/22/20, 12/7/20).

SINGLE-GAME CAREER HIGHS

H:	5 (4x, last: 8/28/19, GWN vs. NOR)
HR:	2 (3x, last: 9/1/14, GWN @ CHA)
RBI:	6 (7/13/17, GWN @ CHA)
R:	4 (2x, last: 8/26/10, POR @ TAC)
SB	2 (2x, last: 7/12/07, LE vs. LNC)



NOLAN KINGHAM

RHP**B/T:** Right / Right**HT/WT:** 6-4 / 200**BORN:** August 18, 1996 in Las Vegas, NV**OPENING DAY AGE:** 24**PRO SEASON:** 3rd**MLB DEBUT:** None**MLB SERVICE:** 0.000**ACQUIRED:** Selected by the Atlanta Braves in the 12th round of the 2018 June draft out of the University of Texas (Austin, TX).

CAREER PITCHING STATS

YEAR	CLUB	W-L	ERA	G	GS	CG	SHO	SV	IP	H	R	ER	HR	BB	SO	BAA
2018	Danville (Rk)	2-0	4.56	11	3	0	0	1/2	23.2	27	12	12	2	7	18	.297
2019	Rome (A)	1-1	0.56	3	3	0	0	0/0	16.0	12	2	1	0	1	7	.211
	Florida (Adv-A)	4-8	4.43	18	18	3	3	0/0	113.2	120	63	56	6	25	84	.274
	Mississippi (AA)	2-3	3.79	6	6	1	0	0/0	35.2	32	15	15	5	10	25	.235
Minor League Totals:		9-12	4.00	38	30	4	3	1/2	189.0	191	92	84	13	43	134	.265

2020 SEASON

Did Not Play: Was not included on the Braves' 60-man player pool for 2020.

Prospecting: Entering 2021, was ranked "Best Control" in the Braves system by *Baseball America*.

CAREER NOTES

2019: Logged 27 starts between Class-A Rome, Advanced-A Florida, and Double-A Mississippi, going 7-12 with a 3.92 ERA, .260 BAA, and 1.21 WHIP ... Led all Braves farmhands in starts, innings (165.1), complete games (4), and shutouts (3) ... Led the Florida State League in both complete games (3) and shutouts (3) ... All three of his shutouts with Florida were 9.0 innings, including 5/1 vs. Lakeland (3 H, 0 BB, 5 SO), 5/31 vs. Palm Beach (2 H, 1 BB, 4 SO), and 6/18 at Daytona (3 H, 1 BB, 1 BB, 7 SO) ... Named the FSL Pitcher of the Week for 5/27-6/2 following his 5/31 complete game ... Promoted to Florida from Rome on 4/19 after just three starts (1-1, 0.56 ERA, .211 BAA, 0.81 WHIP) ... Promoted to Mississippi from Florida on 8/5 after 18 starts (4-8, 4.43 ERA, .274 BAA, 1.28 WHIP) ... Threw his fourth 9.0-inning complete game of the year in his final start on 9/1 vs. Chattanooga (4 H, 2 ER, 2 BB, 3 SO) ... In six total starts with Mississippi, went 2-3 with a 3.79 ERA, .235 BAA, and 1.18 WHIP.

2018: Made his professional debut with Rookie-level Danville, going 2-0 with a 4.56 ERA, .297 BAA, and 1.44 WHIP in 11 games (3 starts) ... In eight relief outings, was 2-0 with a 4.32 ERA and one save (1-for-2) ... In three starts, went 0-0 with a 5.14 ERA.

MISC: His older brother, Nick, was Pittsburgh's fourth-round pick in 2010 and has pitched for both the Pirates (2018-19) and Toronto Blue Jays (2019), going 9-9 with a 6.08 ERA and one save in 43 career MLB games (19 starts).

AWARDS & HONORS: Florida State League Pitcher of the Week (6/2/19).

TRANSACTIONS: Selected by the Atlanta Braves in the 12th round of the 2018 June draft out of the University of Texas (Austin, TX).

SINGLE-GAME CAREER HIGHS

IP:	9.0 (4x, last: 9/1/19, MIS vs. CHAT)
SO:	11 (5/20/19, FLA @ TAM)
BB:	4 (2x, last: 7/3/19, FLA @ DUN)
H:	10 (4/25/19, FLA @ STL)
ER:	7 (4x, last: 8/21/19, MIS vs. PNS)



JASON KIPNIS

INF

B/T: Left / Right

HT/WT: 5-11 / 200

BORN: April 3, 1987 in Northbrook, IL

OPENING DAY AGE: 34

PRO SEASON: 13th

MLB DEBUT: 7/22/11 with CLE

MLB SERVICE: 9.069

ACQUIRED: Signed by the Atlanta Braves as a minor league free agent on February 15, 2021.

CAREER HITTING STATS

YEAR	CLUB	AVG	G	AB	R	H	2B	3B	HR	RBI	BB	SO	SB	OBP	SLG
2009	Mahoning Valley (SS-A)	.306	29	111	19	34	8	3	1	19	15	18	3	.388	.459
2010	Kinston (Adv-A)	.300	54	203	33	61	12	3	6	31	24	46	2	.387	.478
	Akron (AA)	.311	79	315	63	98	20	5	10	43	31	61	7	.385	.502
2011	Columbus (AAA)	.280	92	343	65	96	16	9	12	55	44	72	12	.362	.484
	CLEVELAND (MLB)	.272	36	136	24	37	9	1	7	19	11	34	5	.333	.507
2012	CLEVELAND (MLB)	.257	152	591	86	152	22	4	14	76	67	109	31	.335	.379
2013	CLEVELAND (MLB)	.284	149	564	86	160	36	4	17	84	76	143	30	.366	.452
2014	Columbus (AAA)	.111	3	9	1	1	0	0	1	3	0	2	0	.111	.444
	CLEVELAND (MLB)	.240	129	500	61	120	25	1	6	41	50	100	22	.310	.330
2015	CLEVELAND (MLB)	.303	141	565	86	171	43	7	9	52	57	107	12	.372	.451
2016	CLEVELAND (MLB)	.275	156	610	91	168	41	4	23	82	60	146	15	.343	.469
2017	Akron (AA)	.143	5	14	1	2	0	0	1	1	0	6	0	.200	.357
	Columbus (AAA)	.182	6	22	1	4	2	1	0	2	1	4	0	.217	.364
	CLEVELAND (MLB)	.232	90	336	43	78	25	0	12	35	28	71	6	.291	.414
2018	CLEVELAND (MLB)	.230	147	530	65	122	28	1	18	75	60	112	7	.315	.389
2019	Columbus (AAA)	.136	6	22	1	3	2	0	0	2	2	6	0	.208	.227
	CLEVELAND (MLB)	.245	121	458	52	112	23	1	17	65	40	88	7	.304	.410
2020	CHI. CUBS (MLB)	.237	44	114	13	27	8	1	3	16	18	41	1	.341	.404
Minor League Totals:		.288	274	1039	184	299	60	21	31	156	117	215	24	.367	.475
Major League Totals:		.260	1165	4404	607	1147	260	24	126	545	467	951	136	.333	.416

2020 SEASON

With Chicago: Northbrook, IL native signed a minor league deal with the Chicago Cubs on 2/18 and had his contract selected on 7/17 ... Was on the Cubs' Opening Day roster ... Batted .237 with eight doubles, one triple, three home runs, 13 runs, 16 RBI, and one stolen base in 44 games.

Splits: Hit .272 with a .799 OPS against right-handed pitching (.091, .515 OPS vs. lefties) ... Hit .296 with a .937 OPS at home (.183, .569 OPS on the road).

Defense: Posted a .972 fielding percentage (3 errors in 107 TC) in 36 games at second base ... Also appeared in six games as the DH and made his first career appearance at first base on 9/27 at the Chi. White Sox.

Postseason: Played in two games during the NLWCS vs. Miami, going 0-for-3 with a walk and a strikeout.

Transaction Report: Elected free agency on 10/28 ... The Atlanta Braves signed the two-time American League All-Star (2013, 2015) on 2/15/21.

CAREER NOTES

2019: In his final year with Cleveland, batted .245 with 23 doubles, one triple, 17 home runs, and 65 RBI in 121 games ... Opened the season on the injured list (right calf strain) and rehabbed with Triple-A Columbus before being activated on 4/15 ... Set a career high with six RBI on 5/16 vs. Baltimore (2-for-6, 2 HR, 3 R) ... Had three two-homer games in all, including 6/19 at Texas (2-for-2, 4 RBI) and 8/28 at Detroit (2-for-4, 2 RBI).

2018: Spent the entire season with the Indians, batting .230 with 28 doubles, one triple, 18 homers, 75 RBI, and seven stolen bases in 147 games ... After batting .197 with four homers in his first 64 games, hit .260 with 14 homers and 50 RBI in his final 83 games ... On 8/26 at Kansas City, went 4-for-5 with his 100th career home run, his second career inside-the-park homer (off Brandon Maurer) ... Became the first player in Cleveland history to notch his 100th career homer on an inside-the-parker ... Blasted his first career pinch-hit homer on 9/1 vs. Tampa Bay (off Chaz Roe) ... Notched his 1,000th career MLB hit with a walk-off grand slam on 9/19 vs. the Chi. White Sox (off Ian Hamilton, erasing a 1-0 deficit) ... Played in three games during the ALDS vs. Houston, batting .111 (1-for-9, 6 SO).

2017: Missed 62 games as the result of three injured list stints (right shoulder soreness, right hamstring strains) ... in 90 games with Cleveland, hit .232 with 25 doubles, 12 homers, 35 RBI, and six steals ... Rehabbed with both Double-A Akron and Columbus ... Played in all five games

of the ALDS vs. the NY Yankees, batting .182 (4-for-22, 1 3B, 1 RBI, 8 SO).

2016: Set career-bests in homers (23), extra-base hits (68), and runs (91) in 156 games with Cleveland, batting .275 with an .811 OPS ... His 82 RBI were two shy of his MLB career high (84 in 2013) ... His 41 doubles were tied with Houston's Jose Altuve for the most among AL second basemen ... Helped the Indians advance to the World Series vs. the Chicago Cubs, batting .230 (3 2B, 4 HR, 9 R, 8 RBI) in 15 Postseason games ... Tied his single-game career high with five hits (5-for-7, 1 RBI) on 5/11 at Houston ... Had his best month in July, batting .344 (9 2B, 6 HR, 13 RBI) in 24 games.

2015: Named an AL All-Star for the second time in his career ... Led AL second basemen in batting (.303), on-base percentage (.372), slugging percentage (.451), and OPS (.823) ... Named AL Player of the Month for May (.429, 51-for-119, 15 2B, 3 3B, 4 HR, 17 RBI) ... His 22 extra-base hits were an Indians May record ... Tied a club record with 19 hits over a seven-game span from 5/9-16 ... Posted an MLB career-best 20-game hitting streak from 6/3-26, entered the All-Star Break batting .323 (112-for-347) ... Earned Cleveland's "Heart and Hustle Award" from the MLBPA for the third time (2012, 2013).

2014: Batted .240 with 25 doubles, one triple, six homers, 41 RBI, and 22 stolen bases in 129 games with Cleveland

... Was on the 15-day injured list in late April (strained right oblique) and spent a rehab assignment with Columbus in May ... Earned his third career AL Player of the Week award on 7/21 (.333, 5-for-15, 2 HR, 3 R, 6 RBI in 4 games) ... Suffered a strained right hamstring on 9/18 at Houston and made just three DH starts the rest of the year.

2013: Earned his first career AL All-Star selection ... Hit .284 with Indians' team highs in hits (160), runs (86), RBI (84), and stolen bases (30) ... Among all MLB second basemen, finished second in steals, third in OPS (.818), and tied for third in RBI ... His 84 RBI were the most by a Cleveland second baseman since Roberto Alomar (100) in 2001 ... Won the AL Player of the Month award for June after hitting .419 (12 2B, 4 HR, 25 RBI) in 27 games ... Named AL Player of the Week twice, on 6/17 (.524, 11-for-21, 2 2B, 1 HR, 4 RBI in 6 games) and 7/1 (.478, 11-for-23, 4 2B, 3 HR, 10 RBI in 7 games) ... Reached base safely in 36 consecutive games from 5/26-7/5 ... Made his MLB Postseason debut, going 0-for-4 in the AL Wild Card Game vs. Tampa Bay on 10/2.

2012: Spent his first full season in the Majors, batting .257 with 22 doubles, four triples, 14 homers, 86 runs, 76 RBI, and a career-high 31 stolen bases in 152 games with the Indians ... Tied for the team lead in both RBI and steals ... Was one of three players in the Majors with at least 70 RBI, 80 runs, 10 homers, and 25 stolen bases, joining LA Angels' Mike Trout and Milwaukee's Ryan Braun ... Earned the Wilson Defensive Player of the Year Award for second base, awarded to the top defensive player at that position as determined by statistics (had a career-best .991 fielding percentage and 4.66 range factor in 146 games).

2011: Named Indians Minor League Player of the Year and Baseball America Triple-A All-Star, earned International League Midseason and Postseason All-Star honors with Columbus, selected to the MLB All-Star Futures Game, and made his Major League debut with Cleveland during a memorable campaign ... Batted .280 with 16 doubles, nine triples, 12 homers, 65 runs, 55 RBI, and 12 steals in 92 games with Columbus ... Named IL Player of the Week on 7/4 ... Homered for the U.S. Team in the Futures Game on 7/8 in Kansas City ... Started at second base in the Triple-A All-Star Game on 7/11 in Buffalo, NY ... At the time of his 7/21 promotion to the Majors, ranked among IL leaders in triples (1st), runs (2nd), RBI (T-12th), and stolen bases (T-17th) ... Made his MLB debut on 7/22 vs. the Chicago White Sox (0-for-2, HBP) ... Tallied his first big-league hit on 7/25 vs. the LA Angels (walk-off single off Hisanori Takahashi in 3-2 victory) ... Belted his first MLB homer on 7/31 vs. Kansas City (off Danny Duffy) ... Homered in four-straight games from 7/31-8/3, tying the club record for homers in consecutive games by a rookie (Al Rosen, June 1950) ... Was the first player in MLB history to homer in four consecutive games within two weeks of his debut ... Was the first Indians second baseman to homer in four straight games in the 111-year history of the franchise ... On 8/10 vs. Detroit, set a career high with five hits (5-for-5, 2B, HR, 4 R, 3 RBI) ... Was the first Indians rookie with five hits, four runs, and three RBI in the same game ... Placed on the 15-day injured list from 8/13-9/5 (right hamstring strain).

2010: In his first full professional season, named the Indians Minor League Player of the Year, Baseball America Minor League All-Star, and MiLB.com Indians Organization All-Star ... Hit .307 with 32 doubles, eight triples, 16 homers, 96 runs, 74 RBI, and nine stolen bases in 133 games between Advanced-A Kinston and Double-A Akron ... Led the Cleveland system in hits (159) and runs ... Joined Triple-A Columbus for the Postseason and batted .455 (3 2B, 2 3B, 2 HR, 9 R, 3 RBI) in five games as the Clippers won the Governors' Cup championship ... Hit

for the cycle in the title-clinching game on 9/17 vs. Durham ... Fell a single short of the cycle (3-for-4, 3 R) in the Triple-A National Championship Game vs. Tacoma on 9/21 ... Played for Peoria of the Arizona Fall League and was selected to the "Rising Stars Game" ... Hit .295 with 11 doubles, three homers, and 19 RBI in 19 games for Peoria ... Ranked tied for fifth in the AFL in RBI and ninth in OPS (.966) ... Following the season, was ranked the Indians' No. 3 prospect by BA.

2009: Made his professional debut with Short-A Mahoning Valley, batting .306 with eight doubles, three triples, one homer, 19 runs, 19 RBI, and three stolen bases in 29 games ... Batted .235 (2 HR, 2 R, 3 RBI, 1 SB) in five NY-Penn League Playoff games for the Scrappers ... Following the season, ranked the Indians' No. 10 prospect by Baseball America.


MISC: Selected by the San Diego Padres in the fourth round of the 2008 June draft, but did not sign ... Attended the University of Kentucky for his first two collegiate seasons before transferring to Arizona State University ... As a junior in 2009, he was the Pac-10 Player of the Year, a first-team All-American and a semi-finalist for the Golden Spikes Award (hit .384, 21 2B, 16 HR, 71 RBI in 63 games) ... Played baseball, football, and soccer at Glenbrook North High School (Northbrook, IL) ... Earned first-team baseball All-State honors and was the Central Suburban League MVP as a senior ... Was also an all-conference wide receiver ... Grew up a Cubs fan and was a close neighbor to Steve Bartman.

AWARDS & HONORS: MiLB.com Cleveland Indians Organization All-Star (2010) ... Cleveland Indians Minor League Player of the year (2010, 2011) ... *Baseball America* Minor League All-Star (2010) ... Arizona Fall League "Rising Stars" Game (2010) ... International League Player of the Week (7/4/11) ... International League Midseason and Postseason All-Star (2011) ... MLB All-Star Futures Game (2011) ... *Baseball America* Triple-A All-Star (2011) ... Wilson Team Defensive Player of the Year (2012) ... MLBPA Indians Heart and Hustle Award (2012, 2013, 2015), American League All-Star (2013, 2015) ... AL Player of the Week (6/17/13, 7/1/13, 7/21/14), AL Player of the Month (6/2013, 5/2015) ... Indians Gordon Cobbledick Golden Tomahawk Award (2013, 2015).

TRANSACTIONS: Selected by the Cleveland Indians in the second round (63rd overall) of the 2009 June draft out of Arizona State University (Tempe, AZ) ... Signed by the Chicago Cubs as a minor league free agent (2/18/20) ... Signed by the Atlanta Braves as a minor league free agent (2/15/21).

SINGLE-GAME CAREER HIGHS

H:	5 (2x, last: 5/11/16, CLE @ HOU)
HR:	2 (9x, last: 8/28/19, CLE @ DET)
RBI:	6 (5/16/19, CLE vs. BAL)
R:	4 (2x, last: 6/28/13, CLE @ CWS)
SB:	3 (8/26/12, CLE vs. NYY)



SHEA LANGELIERS

C

B/T: Right / Right **HT/WT:** 6-0 / 205
BORN: November 18, 1997 in Portland, OR
OPENING DAY AGE: 23 **PRO SEASON:** 3rd
MLB DEBUT: None **MLB SERVICE:** 0.000
ACQUIRED: Selected by the Atlanta Braves in the first round (9th overall) of the 2019 June draft out of Baylor University (Waco, TX).

CAREER HITTING STATS

YEAR	CLUB	AVG	G	AB	R	H	2B	3B	HR	RBI	BB	SO	SB	OBP	SLG
2019	Rome (A)	.255	54	216	27	55	13	0	2	34	17	55	0	.310	.343
Minor League Totals:		.255	54	216	27	55	13	0	2	34	17	55	0	.310	.343

2021 PROSPECT RANKINGS (MLB.COM)

Braves Org: #4 Top 100 List: #73

2021 PROSPECT RANKINGS (BASEBALL AMERICA)

Braves Org: #4 Top 100 List: NR

2020 SEASON

Prospecting: Entered 2020 ranked the Braves' No. 5 prospect by MLB.com and No. 7 prospect by *Baseball America* ... Also ranked No. 70 on the MLB.com Top 100 Prospects list (No. 6 catcher) ... Also ranked the No. 9 catcher prospect in baseball and Atlanta's "Best Defensive Catcher" by BA.

Alternate Site: Was a member of Atlanta's 60-player pool for 2020, spending the entirety of the season at the Braves' Alternate Site in Gwinnett.

Prospecting (Again): Entering 2021, again named by BA as the Braves' "Best Defensive Catcher" ... Also ranked the No. 6 catcher in baseball by MLB.com.

CAREER NOTES

2019: Selected by Atlanta with the ninth overall pick in the draft, becoming the first catcher taken by the Braves with its top overall selection in a draft since 1989, when Tyler Houston was drafted second overall ... In his professional debut, batted .255 (13 2B, 2 HR, 27 R, 34 RBI, .652 OPS) in 54 games with Class-A Rome ... Finished the season strong, batting .435/.447/.522 over his final 11 games, including a pair of four-hit efforts on 8/20 vs. Kannapolis (4-for-5, all singles, 4 R) and 8/25 vs. Columbia (4-for-4, all singles, R, RBI) ... Threw out 41.0% of attempting base stealers (16-of-39).

MISC: In three seasons at Baylor, batted .289/.370/.521 with 41 doubles, five triples, 31 home runs, 125 runs, 124 RBI, and an .891 OPS in 157 games ... Was a unanimous First Team All-Big 12 selection in 2019 and one of 14 semifinalists for the Buster Posey National Collegiate Catcher of the Year award ... Hit .308/.374/.530 with 10 homers and 42 RBI in 44 games as a junior, threw out 56% of attempting base stealers (14-of-25) ... Set an NCAA Tournament record in 2019 with 11 RBI in Baylor's second game of the regional, 6/1 vs. University of Nebraska-Omaha ... In 2018 as a sophomore, was named the Rawlings/ABCA Gold Glove Winner at catcher ... Also selected First Team All-Big 12 in 2018 and Second Team All-Big 12 in 2017.

TRANSACTIONS: Selected by the Atlanta Braves in the first round (9th overall) in the 2019 June draft out of Baylor University (Waco, TX).

SINGLE-GAME CAREER HIGHS

H: 4 (2x, last: 8/25/19, ROM vs. COL)
HR: 1 (2x, last: 7/26/19, ROM vs. WV)
RBI: 4 (7/27/19, ROM vs. WV)
R: 4 (8/20/19, ROM vs. KAN)
SB: None

LANGELIERS



DREW LUGBAUER

INF

B/T: Left / Right

HT/WT: 6-4 / 230

BORN: August 23, 1996 in Pleasant Valley, NY

OPENING DAY AGE: 24

PRO SEASON: 4th

MLB DEBUT: None

MLB SERVICE: 0.000

ACQUIRED: Selected by the Braves in the 11th round of the 2017 June draft out of the University of Michigan (Ann Arbor, MI).

CAREER HITTING STATS

YEAR	CLUB	AVG	G	AB	R	H	2B	3B	HR	RBI	BB	SO	SB	OBP	SLG
2017	Danville (Rk)	.243	29	103	23	25	4	0	10	27	19	30	0	.366	.573
	Rome (A)	.277	31	119	13	33	11	1	3	19	8	38	0	.338	.462
2018	Rome (A)	.232	114	409	48	95	22	0	12	46	43	153	3	.317	.374
2019	Florida (Adv-A)	.194	127	454	39	88	26	1	16	51	36	169	0	.254	.361
Minor League Totals:		.222	301	1085	123	241	63	2	41	143	106	390	3	.298	.397

2020 SEASON

Did Not Play: Was not a member of the Braves' 60-man player pool for 2020.

CAREER NOTES

2019: With Advanced-A Florida, set career highs in games (127), total bases (164), doubles (26), home runs (16), and RBI (51) despite batting a career-low .194 ... His 16 homers led the Fire Frogs and ranked fourth in the Florida State League ... Had 43 extra-base hits, third-most in the FSL ... Put together a strong second half, batting .238 with 14 doubles, one triple, 11 homers, and 32 RBI over his final 68 games ... Tallied a career-high five RBI on 7/3 at Dunedin (2-for-4, 1 2B, 1 HR, 2 R) ... Appeared defensively at first base (95 games) and third base (12 games), but did not see action at catcher for the first time in his career.

2018: Spent the entire year with Class-A Rome, batting .232 with 22 doubles, 12 home runs, 48 runs, 46 RBI, and three stolen bases in 114 games ... Ranked among Braves minor league leaders in homers (T-7th) and walks (8th, 43) ... Made 65 starts at catcher, posting a .995 fielding percentage (3 E in 600 TC) and throwing out 33.3% (28-of-84) of attempting base stealers ... Recorded the fourth two-homer game of his career on 4/16 at Asheville (3-for-5, 3 R, 3 RBI) ... Hit the first grand slam of his career on 8/3 at Greenville (1-for-3, 2 R, 4 RBI) ... Played two games for Rome during the South Atlantic League Playoffs, batting .250 (2-for-8, 1 2B).

2017: Made his professional debut, batting .261 with 15 doubles, one triple, 13 home runs, 36 runs, and 46 RBI in 60 games between Rookie-level Danville and Class-A Rome ... Ranked among Braves minor league leaders (min. 200 at-bats) in slugging percentage (2nd, .514), OPS (2nd, .865), on-base percentage (7th, .352), homers (8th), and RBI (T-10th) ... Homered three times and tallied eight RBI over his first three professional games with Danville from 6/23-6/25 ... Produced the first two-homer game of his career in just his third game played, 6/25 vs. Princeton (3-for-5, 4 RBI) ... Had three two-homer games in all, including 7/20 with Danville vs. Greeneville (2-for-5, 3 RBI) and 8/26 with Rome vs. Greensboro (2-for-4, 4 RBI) ... Between both levels, played defensively at first base (25 games), catcher (16 games), and third base (14 games).

MISC: Originally drafted by the Toronto Blue Jays in the 21st round of the 2014 June draft out of Arlington High School (Poughkeepsie, NY), but did not sign ... In three collegiate seasons at Michigan, hit .275 with 34 doubles, three triples, 19 home runs, 93 runs, 114 RBI, and an .835 OPS in 157 games ... Was an All-Big Ten First Team selection in 2017 after batting .288 with 12 homers, 60 RBI, and a .919 OPS in 59 games as a junior.

TRANSACTIONS: Selected by the Atlanta Braves in the 11th round of the 2017 June draft out of the University of Michigan (Ann Arbor, MI).

SINGLE-GAME CAREER HIGHS

H:	4 (2x, last: 5/29/18, ROM vs. ASH)
HR:	2 (4x, last: 4/16/18, ROM @ ASH)
RBI:	5 (7/3/19, FLA @ DUN)
R:	3 (4/16/18, ROM @ ASH)
SB:	1 (3x, last: 8/24/18, ROM vs. WV)



CARLOS MARTINEZ

C

B/T: Right / Right

HT/WT: 5-11 / 195

BORN: May 2, 1995 in Cartagena, Colombia

OPENING DAY AGE: 26

PRO SEASON: 8th

MLB DEBUT: None

MLB SERVICE: 0.000

ACQUIRED: Signed by the Atlanta Braves as a minor league free agent on March 18, 2021.

CAREER HITTING STATS

YEAR	CLUB	AVG	G	AB	R	H	2B	3B	HR	RBI	BB	SO	SB	OBP	SLG
2013	DSL Braves (Rk)	.254	44	122	198	31	5	0	0	13	10	7	2	.336	.295
2014	GCL Braves (Rk)	.243	32	74	9	18	4	0	0	2	4	7	1	.300	.297
2015	Danville (Rk)	.229	32	105	10	24	4	0	1	7	10	16	0	.311	.295
2016	Danville (Rk)	.224	30	98	8	22	2	0	0	10	3	8	0	.252	.245
2017	Florida (Adv-A)	.333	1	3	0	1	1	0	0	0	0	0	0	.337	.667
	Rome (A)	.270	51	159	12	43	1	0	0	11	16	19	1	.354	.277
2018	Rome (A)	.270	21	74	7	20	4	0	0	6	5	5	1	.316	.324
	Mississippi (AA)	.248	45	137	15	34	7	0	1	19	10	16	0	.307	.321
2019	Mississippi (AA)	.198	63	187	11	37	4	0	2	15	12	33	3	.268	.251
Minor League Totals:		.240	319	959	91	230	32	0	4	83	70	111	8	.306	.286

2020 SEASON

Did Not Play: Despite being invited to Braves Spring Training for the second consecutive season, was not included in Atlanta's 60-man player pool for 2020.

Caribbean Series: Played for his native Colombia in the Caribbean Series, batting .133 (2-for-15, 1 2B, 1 R, 1 RBI) in five games.

CAREER NOTES

2019: Was a non-roster invitee to Braves MLB Spring Training for the first time in his career ... Spent the entire season with Double-A Mississippi, his first time spending a full year at one level since 2016 ... Hit .198 (4 2B, 2 HR, 11 R, 15 RBI, 3 SB) in 63 games ... Hit both of his homers in July, doing so in consecutive games at Mobile on 7/28 and 7/31 ... In 55 games at catcher (52 starts), finished with a .988 fielding percentage and 21.7% caught stealing percentage (10-of-46) ... Joined Triple-A Gwinnett on 9/6 during the Governors' Cup Playoffs, but did not appear in a game.

2018: Played a career-high 66 games between Class-A Rome and Mississippi (.256, 11 2B, 1 HR, 22 R, 25 RBI, .632 OPS) ... Set career highs in runs, hits (54), total bases (68), doubles, RBI, and slugging percentage (.322) ... His lone homer of the season was also the M-Braves' only grand slam of the year on 6/12 vs. Pensacola (tied career high with 4 RBI) ... Had a solid July, batting .292 with a .685 OPS in 14 games ... In 48 games (46 starts) at catcher, posted a .991 fielding percentage and 45.6% caught stealing percentage (26-of-57).

2017: Following one game with Advanced-A Florida to begin the season (1-for-3, 1 2B), played in 51 games with Class-A Rome ... Hit a career-high .272 for the season ... Also set career highs in walks (16), on-base percentage (.353), and OPS (.637) ... Had the best single month batting average of his professional career in June (.385 in 9 games) ... Recorded 13 multi-hit games, including a career-best four-hit effort on 6/28 vs. Charleston (4-for-4) ... In 33 games (27 starts) at catcher, had a .989 fielding percentage and threw out 45% of runners attempting to steal (18-for-40).

2016: Spent his second season in Danville and played 30 games, batting .224 (2 2B, 8 R, 10 RBI) ... Set a career high with four RBI on 6/23 at Pulaski (2-for-5, 1 2B, 1 R), his first game of the season ... In 23 games (21 starts) at catcher, had a .981 fielding percentage and caught 26.5% of runners attempting to steal (9-of-34).

2015: Played 32 games with rookie-level Danville (.229, 4 2B, 1 HR, 10 R, 7 RBI) ... Hit his first professional home run

on 7/8 vs. the GCL Blue Jays ... In 32 games (31 starts) at catcher, posted a .988 fielding percentage and 25.7% caught stealing percentage (9-of-35).

2014: Played 32 games with the Gulf Coast League Braves, batting .243 (4 2B, 9 R, 2 RBI, 1 SB) ... Had a .994 fielding percentage and 40% caught stealing percentage (10-of-25) in 32 games at catcher (20 starts).

2013: With the Dominican Summer League Braves, hit .254 (5 2B, 19 R, 13 RBI, 2 SB) in 44 games (37 starts) at catcher ... Batted .346 over nine games in August ... Posted a .978 fielding percentage and threw out 38 runners attempting to steal (38-of-91, 41.8%), including three in one game on 6/15 vs. the DSL Tigers.

MISC: Has pitched twice in his career, relief outings for Rome in both 2017 and 2018 ... Is a combined 0-0 with a 4.50 ERA (1 ER in 2.0 IP) on the mound ... Gave up a two-run home run on 6/16/17 vs. Greenville ... Has also played defensively at first base (9 games, all starts) and third base (3 games, 1 start) in his career.

TRANSACTIONS: Signed by the Atlanta Braves as a non-drafted free agent (7/15/12) ... Re-signed by the Braves as a minor league free agent (3/18/21).

SINGLE-GAME CAREER HIGHS

H:	4 (6/28/17, ROM vs. CSC)
HR:	1 (4x, last: 7/31/19, MIS @ MOB)
RBI:	4 (2x, last: 6/12/18, MIS vs. PNS)
R:	2 (7x, last: 7/28/19, MIS @ MOB)
SB:	1 (8x, last: 8/30/19, MIS @ CHAT)



JEFF MATHIS

C**B/T:** Right / Right**HT/WT:** 6-0 / 205**BORN:** March 31, 1983 in Marianna, Florida**OPENING DAY AGE:** 38**PRO SEASON:** 21st**MLB DEBUT:** 8/12/05 with LAA**MLB SERVICE:** 14.012**ACQUIRED:** Signed by the Atlanta Braves as a minor league free agent on March 29, 2021.

CAREER HITTING STATS

YEAR	CLUB	AVG	G	AB	R	H	2B	3B	HR	RBI	BB	SO	SB	OBP	SLG
2001	AZL Angels (Rk)	.304	7	23	1	7	1	0	0	3	2	4	0	.346	.348
	Provo (Rk)	.299	22	77	14	23	6	3	0	18	11	13	1	.387	.455
2002	Cedar Rapids (A)	.287	128	491	75	141	41	3	10	73	43	75	7	.346	.444
2003	Rancho Cucamonga (Adv-A)	.323	97	378	73	122	28	3	11	54	35	74	5	.384	.500
	Arkansas (AA)	.284	24	95	19	27	11	0	2	14	13	16	1	.364	.463
2004	Arkansas (AA)	.227	117	432	57	98	24	3	14	55	50	102	2	.310	.394
2005	Salt Lake (AAA)	.278	111	424	78	118	26	3	21	73	43	84	4	.342	.502
	LA ANGELS (MLB)	.333	5	3	1	1	0	0	0	0	0	1	0	.333	.333
2006	Salt Lake (AAA)	.289	99	384	62	111	33	3	5	45	27	75	3	.333	.430
	LA ANGELS (MLB)	.145	23	55	9	8	2	0	2	6	8	14	0	.238	.291
2007	Salt Lake (AAA)	.244	66	250	39	61	14	2	5	26	17	45	3	.295	.376
	LA ANGELS (MLB)	.211	59	171	24	36	12	0	4	23	15	49	0	.276	.351
2008	LA ANGELS (MLB)	.194	94	283	35	55	8	0	9	42	34	90	2	.275	.318
2009	LA ANGELS (MLB)	.211	84	237	26	50	8	0	5	28	22	73	2	.288	.308
2010	Salt Lake (AAA)	.242	9	33	6	8	1	1	1	5	4	10	0	.324	.424
	LA ANGELS (MLB)	.195	68	205	19	40	6	1	3	18	6	59	3	.219	.278
2011	LA ANGELS (MLB)	.174	93	247	18	43	12	0	3	22	17	75	1	.225	.259
2012	TORONTO (MLB)	.218	70	211	25	46	13	0	8	27	9	68	1	.249	.393
2013	Jupiter (Adv-A)	.286	4	14	1	4	2	0	0	4	1	4	0	.375	.429
	Jacksonville (AA)	.273	3	11	1	3	1	0	1	6	1	6	0	.333	.636
	New Orleans (AAA)	.222	2	1	2	1	0	1	2	1	5	0	0	.300	.667
	MIAMI (MLB)	.181	73	232	14	42	7	1	5	29	25	76	0	.251	.284
2014	MIAMI (MLB)	.200	64	175	12	35	7	0	2	12	17	64	0	.263	.274
2015	Jacksonville (AA)	.294	5	17	2	5	1	0	0	2	2	6	0	.350	.353
	New Orleans (AAA)	.000	4	10	0	0	0	0	0	0	0	2	0	.000	.000
	MIAMI (MLB)	.161	32	93	9	15	4	1	2	12	8	24	0	.214	.290
2016	MIAMI (MLB)	.238	41	126	12	30	4	1	2	15	4	36	0	.267	.333
2017	ARIZONA (MLB)	.215	60	186	13	40	10	2	2	11	15	61	1	.277	.323
2018	ARIZONA (MLB)	.200	69	195	15	39	9	1	1	20	21	66	0	.272	.272
2019	TEXAS (MLB)	.158	86	228	17	36	9	0	2	12	16	87	1	.209	.224
2020	TEXAS (MLB)	.161	24	62	6	10	1	1	3	9	5	24	1	.221	.355
Minor League Totals:		.276	698	2648	429	730	190	21	71	380	243	521	26	.339	.444
Major League Totals:		.194	945	2709	255	526	112	8	53	286	205	867	12	.253	.300

2020 SEASON

With Texas: Totaled 24 games (22 starts) behind the plate ... Hit .161 with three home runs and nine RBI ... The three homers were his most since hitting five with Miami in 2013 ... Recorded eight of his 10 hits at Globe Life Field in 12 games.

Seasoned Veteran: Became the oldest catcher to start for Texas since Ivan Rodriguez in 2009 ... Made an MLB Opening Day roster for seventh straight season.

Coming in Clutch: Hit a go-ahead three-run homer in the seventh inning on 9/26 vs. Houston his in final appearance of the season ... Was his first multi-RBI homer in seventh inning or later since 2013.

Pressing the Right Buttons: Caught Kyle Gibson's complete-game shutout on 9/16 at Houston ... Was also behind the dish for eight innings of Lance Lynn's complete game on 8/14 at Colorado.

Not So Fast: Led the Rangers in most runners caught attempting to steal (4-of-12, 33.3%).

Transaction Report: Elected free agency on 10/28 ... Signed a minor league contract with Philadelphia on 2/16/21 as a non-roster invite to spring training ... Was released by Philadelphia on 3/25/21 ... Signed with Atlanta on 3/29/21.

CAREER NOTES

2019: Played in 86 games with Texas ... Led all Rangers catchers in starts (76) and runners caught stealing (10) ... Made a pair of pitching appearances (4/25 at Seattle and 8/12 at Toronto), the fourth and fifth of his Major League career ... Left the game on 9/14 vs. Oakland with a lower back strain ... Did not return for the rest of the season.

2018: With Arizona, named the Fielding Bible Award winner as MLB's top defensive catcher for the first time in his career ... Finished with 17 defensive runs saved, the most among MLB catchers ... Had the lowest catcher's ERA (3.20) among NL catchers with 60-or-more games ... Ended with the third-highest caught stealing percentage (33.3%) and fourth-highest fielding percentage (.998) among NL catchers ... Had a career-best 83-game error-

less streak from 6/22/17-9/16/18 ... Batted .311 (19-for-61) from 7/8-8/26 (19 appearances) ... Reached base safely in eight straight starts from 7/4-28 (.378 OBP) ... Allowed one run while pitching the 16th inning vs. San Diego 7/8 ... Became a free agent on 10/29 ... Signed with Texas on 11/20.

2017: Made 56 starts at catcher in first year with Arizona ... Among NL catchers with 200 innings or more, ranked fourth in catcher's ERA (3.51) and caught stealing percentage (34.5%) ... Set a Major League career high with a 17-game on-base streak from 6/22-8/5 (.420 OBP) ... Recorded an 11-game hitting streak from 7/7-8/5 (.341) ... Missed a month of the season (8/22-9/29) with a broken right hand ... Started three of Arizona's four Postseason games, batting .222 (1 HR, 1 R, 2 RBI) ... Hit his first MLB

Postseason home run (solo) off Clayton Kershaw on 10/6 in Game 3 of the NL Division Series.

2016: Started in 36 of 41 appearances with Miami ... Hit the third career grand slam 6/14 at San Diego in a 5-2 win.

2015: Batted .161 (4 2B, 1 3B, 2 HR, 12 RBI) in 32 games (29 starts) with Miami ... Spent 4/13-6/4 on the injured list after fracturing his right ring finger on 4/12 vs. Tampa Bay ... Made nine rehab appearances in MiLB ... did not make an error in his final 26 games of season ... tallied four RBI with a double and triple in 12-11 win on 9/25 vs. Atlanta.

2014: Batted .200 in 64 games (52 starts) with Miami ... Made one error behind the plate all season (.998 fielding percentage) ... Tossed out 32.7% of attempted base stealers (6th-best in NL, min. 50 starts) ... Caught Henderson Alvarez III's complete-game shutout on 6/3 vs. Tampa Bay.

2013: Awarded the Jeff Conine "Mr. Marlin" Award by the Miami chapter of the Baseball Writers Association of America for the most spirited Marlins player ... Began the year on the injured list with a broken right collarbone suffered in his first spring training game on 2/23 vs. St. Louis ... Played in nine rehab games at High-A Jupiter, Double-A Jacksonville, and Triple-A New Orleans ... Hit the fourth walk-off grand slam in Marlins history on 6/30 vs. San Diego, was also the franchise's 3,000th home run ... Tied a Marlins record with five straight multi-RBI games (6/26-7/3) ... Threw out 15-of-45 attempted base stealers (33.3%) in 70 starts at catcher.

2012: In his only season with Toronto, batted .218 (13 2B, 8 HR, 27 RBI) in 70 games (59 starts) ... 45.6% of his hits were for extra bases (21-of-46) ... Tied his professional career-high of four hits on 6/28 vs. the LA Angels and 9/13 vs. Seattle ... Caught two complete-game shutouts in May (Henderson Alvarez III's on 5/4 at LA Angels and Brandon Morrow's on 5/19 vs. NY Mets) ... Made his pitching debut on 5/25 at Texas (1.0 IP, 1 H, BB).

2011: Played in 93 games (79 starts) in his final season with the Angels (.174, 12 2B, 22 RBI) ... Hit a home run on his 28th birthday (3/31 at Kansas City) ... Was the third player in MLB history to hit an Opening Day homer on his birthday ... Caught three of Dan Haren's complete-game shutouts (4/12 vs. Cleveland, 7/5 vs. Detroit, 9/10 vs. New York Yankees).

2010: Totaled 62 starts in 68 appearances with the Angels ... Recorded a hit in his first 13 games, setting a career high MLB hitting streak ... Spent almost two months on the IL (4/20-6/16) with a fractured right wrist ... Played in nine rehab games at Triple-A Salt Lake.

2009: Batted .211 in 84 games with the Angels ... Made 78 starts behind the plate ... Caught three shutouts throughout the season (6/14 vs. San Diego, 8/11 vs. Tampa Bay and 9/10 vs. Seattle) ... Boasted a .533 average (8-for-15) with five doubles in seven Postseason games.

2008: Set a MLB career high with 90 games at catcher in his first full season with the Angels ... Posted Major League career-highs in hits (55), homers (9) and RBI (42) ... Hit his first career MLB grand slam on 7/23 vs. Cleveland, while setting a career high with six RBI ... Started Game 2 of ALDS on 10/3 vs. Boston (1-for-2).

2007: Began the season playing 66 games at Salt Lake ... Made 52 starts for the Angels after being recalled on 7/3 ... Caught two John Lackey shutouts (7/31 and 8/27

at Seattle) ... Played in two AL Division Series games at Boston (0-for-3, RBI).

2006: Named the Angels' organizational Defensive Player of the Year for the third time ... Also named a Pacific Coast League Postseason All-Star and *Baseball America* Triple-A All-Star ... Made 14 starts in two separate stints with the Angels (4/5-5/2, 9/1-10/1).

2005: Named the Angels' organizational Defensive Player of the Year ... Also named a Pacific Coast League Postseason All-Star and *Baseball America* Triple-A All-Star ... Made his MLB debut on 8/12 at Seattle as a pinch-hitter ... Recorded first MLB hit on 9/29 at Oakland.

2004: Named the Angels' Minor League Defensive Player of the Month in April and July ... Played in the Texas League All-Star Game and for the U.S. Team in the Futures Game on 7/11 in Houston for the second time ... Spent the entire season with Double-A Arkansas.

2003: Named to the California League All-Star team and *Baseball America* High-A All-Star team ... Played in the Futures Game on 7/13 in Chicago for the U.S. Team ... Earned the Angels' organizational Defensive Player of the Year Award ... Hit a professional-best .315 and 68 RBI with High-A Rancho Cucamonga and Double-A Arkansas.

2002: Named to the Midwest League All-Star team ... Awarded the Angels' Minor League Defensive Player of the Month in July ... Led Class-A Cedar Rapids with 41 doubles and finished second in RBI (73).


2001: Named the Angels' Minor League Defensive Player of the Month in July ... Played 29 games in his first professional season for Rookie-level AZL Angels and Provo.

AWARDS & HONORS: Midwest League All-Star (2002) ... California League All-Star (2003) ... *Baseball America* MiLB All-Star (2003, 2005, 2006) ... Los Angeles Angels' organizational Defensive Player of the Year (2003, 2005, 2006) ... MLB All-Star Futures Game (2003, 2004) ... Texas League All-Star (2004) ... Pacific Coast League Postseason All-Star (2005, 2006) ... Miami Marlins Jeff Conine Award (2013) ... Fielding Bible Award (2018).

TRANSACTIONS: Selected by the Anaheim Angels in the first round (33rd overall) of the 2001 June draft ... Traded by the Angels to the Toronto Blue Jays for P Brad Mills (12/3/11) ... Traded by the Blue Jays along with P Henderson Alvarez III, P Anthony DeSclafani, INF Yunel Escobar, INF Adeiny Hechavarria, OF Jake Marisnick, and P Justin Nicolino to the Miami Marlins in exchange for OF Emilio Bonifacio, C John Buck, P Mark Buehrle, P Josh Johnson, INF Jose Reyes, and cash (11/19/12) ... Signed by the Marlins as a free agent (12/18/15) ... Signed by the Arizona Diamondbacks as a free agent (12/5/16) ... Signed by the Texas Rangers as a free agent (11/20/18) ... Signed by the Philadelphia Phillies as a minor league free agent (2/16/21) ... Signed by the Atlanta Braves as a minor league free agent (3/29/21).

SINGLE-GAME CAREER HIGHS (SINCE 2005)

H:	4 (5x, last: 9/13/12, TOR vs. SEA)
HR:	2 (2x, last: 9/2/05, SLC @ LAS)
RBI:	6 (2x, last: 5/9/13, JAX vs. PNS)
R:	3 (6x, last: 6/28/12, TOR vs. LAA)
SB:	2 (7/17/09, LAA @ OAK)



SEAN McLAUGHLIN

RHP**B/T:** Left / Right**HT/WT:** 6-0 / 200**BORN:** May 16, 1994 in Boston, MA**OPENING DAY AGE:** 26**PRO SEASON:** 6th**MLB DEBUT:** None**MLB SERVICE:** 0.000**ACQUIRED:** Selected by the Atlanta Braves in the 19th round of the 2015 June draft out of the University of Georgia (Athens, GA).

CAREER PITCHING STATS

YEAR	CLUB	W-L	ERA	G	GS	CG	SHO	SV	IP	H	R	ER	HR	BB	SO	BAA
2015	Danville (Rk)	0-1	4.43	11	0	0	0	3/5	22.1	24	11	11	1	8	24	.276
	Rome (A)	0-0	1.02	9	1	0	0	2/3	17.2	15	4	2	0	5	20	.221
2016	Carolina (Adv-A)	4-6	3.08	41	0	0	0	7/8	61.1	57	31	21	3	23	41	.248
2017	Florida (Adv-A)	4-4	3.97	35	0	0	0	3/6	65.2	66	30	29	2	22	58	.272
2018	Mississippi (AA)	0-2	7.50	11	0	0	0	0/1	18.0	27	16	15	3	5	9	.365
	Florida (Adv-A)	1-5	5.53	29	0	0	0	2/8	40.2	50	32	25	1	17	22	.305
2019	Florida (Adv-A)	3-5	2.96	35	0	0	0	4/6	54.2	61	29	18	3	20	49	.280
Minor League Totals:		12-23	3.88	171	1	0	0	21/37	280.1	300	153	121	13	100	223	.277

2020 SEASON

Did Not Play: Was not a member of the Atlanta Braves' 60-man player pool for 2020.

CAREER NOTES

2019: Spent the entire year with Advanced-A Florida and went 3-5 with a 2.96 ERA, .280 BAA, 1.48 WHIP, and four saves (4-for-6) in a team-high 35 relief outings ... Had 25 finished games ... In 14 appearances from June-July, went 1-0 with a 1.53 ERA over 17.2 innings.

2018: Combined to go 1-7 with a 6.14 ERA, .324 BAA, 1.69 WHIP, and two saves (2-for-9) in 40 games between Florida and Double-A Mississippi ... After producing a 1.75 ERA over his first 18 outings with the Fire Frogs, was promoted to Mississippi for his Double-A debut on 5/29 ... Went 0-2 with a 7.50 ERA in 11 games with the M-Braves before being transferred back to Florida on 7/20.

2017: In 35 relief appearances with Florida, went 4-for-4 with a 3.97 ERA, .272 BAA, 1.34 WHIP, and three saves (3-for-6) ... Struck out a career-high 58 batters over 65.2 innings ... Posted a 0.87 ERA, .188 BAA, and 0.87 WHIP over five dominant games in June ... Finished strong, going 2-0 with a 1.76 ERA, .226 BAA, and 0.98 WHIP in seven August outings ... Went 2-1 with a 2.01 ERA, .227 BAA, 0.96 WHIP, and two saves (2-for-3) in his 16 home outings.

2016: Made a career-high 41 appearances with Advanced-A Carolina, going 4-6 with a 3.08 ERA, .248 BAA, and 1.30 WHIP ... Tallied a career-high seven saves, going 7-for-8 (87.5%) ... Did not allow a run over his first six games in April, spanning 10.0 innings ... In 19 first-half games, went 3-2 with a 1.17 ERA, .236 BAA, 1.30 WHIP, and two saves (2-for-2) ... Notched five of his seven saves at home, going 2-2 with a 1.91 ERA in 22 appearances.

2015: In his professional debut, went 0-1 with a 2.93 ERA, .252 BAA, 1.30 WHIP, and five saves (5-for-8) in 20 games between Rookie-level Danville and Class-A Rome ... Earned his first career save in just his second outing on 6/26 at Greenville (1.0 IP, 1 H, 0 R, 0 BB, 1 SO) ... Promoted to Rome on 8/5 after going 0-1 with a 4.43 ERA and three saves (3-for-5) in 11 games ... Was sharp with the R-Braves, posting a 1.02 ERA, .221 BAA, and 1.13 WHIP in nine games (1 start) ... Struck out a career-high seven batters over 3.0 innings (1 H, 0 R, 0 BB) on 8/7 at Augusta ... Made the lone start of his career on 8/15 vs. Lexington (ND, 3.2 IP, 3 H, 2 R, 1 ER, 1 BB, 4 SO) ... Had three multi-inning saves overall, on 7/27 with Danville vs. Burlington

(2.0 IP, 1 H, 0 R, 2 SO), 8/27 with Rome at Lexington (2.0 IP, 1 H, 0 R, 2 SO), and 8/30 with Rome vs. Greenville (2.0 IP, 1 H, 1 R, 0 ER, 2 BB).

MISC: Resides in Johns Creek, GA, approximately 18 miles from Coolray Field ... Was 9-12 with a 4.24 ERA in 31 games (25 starts) at the University of Georgia from 2013-15 ... Also played 59 games as a hitter at UGA, batting .240 with 10 RBI.

TRANSACTIONS: Selected by the Atlanta Braves in the 19th round of the 2015 June draft out of the University of Georgia (Athens, GA).

SINGLE-GAME CAREER HIGHS

IP:	4.0 (2x, last: 5/26/17, FLA vs. PMB)
SO:	7 (8/7/15, ROM @ AUG)
BB:	3 (3x, last: 8/3/18, FLA @ FTM)
H:	6 (2x, last: 6/11/19, FLA vs. DUN)
ER:	8 (8/31/18, FLA @ CHA)



JALEN MILLER

INF

B/T: Right / Right

HT/WT: 5-11 / 175

BORN: December 19, 1996 in Atlanta, GA

OPENING DAY AGE: 24

PRO SEASON: 6th

MLB DEBUT: None

MLB SERVICE: 0.000

ACQUIRED: Selected by the Atlanta Braves from the San Francisco Giants during the Triple-A phase of the 2020 Rule 5 Draft.

CAREER HITTING STATS

YEAR	CLUB	AVG	G	AB	R	H	2B	3B	HR	RBI	BB	SO	SB	OBP	SLG
2015	AZL Giants (Rk)	.218	44	174	28	38	5	1	0	13	17	42	11	.292	.259
2016	Augusta (A)	.223	112	457	65	102	20	5	5	44	26	107	11	.271	.322
2017	San Jose (Adv-A)	.227	117	431	61	98	25	4	6	44	31	100	6	.283	.346
2018	San Jose (Adv-A)	.321	123	511	73	141	35	2	14	62	27	121	11	.321	.434
2019	Richmond (AA)	.216	135	491	55	106	18	3	11	48	49	106	27	.287	.332
Minor League Totals:		.235	531	282	485	726	103	15	36	211	150	476	66	.291	.352

2020 SEASON

Did Not Play: Was not included on the San Francisco Giants' 60-man player pool for 2020.

Transaction Report: Claimed by Atlanta from the Giants during the Triple-A phase of the Rule 5 Draft.

CAREER NOTES

2019: Made his Double-A debut with Richmond, earning selection to the Eastern League Midseason All-Star Team ... Batted .216 with 18 doubles, three triples, 11 home runs, 55 runs, 48 RBI, and a career-high 27 stolen bases in 135 games ... Led the Flying Squirrels in RBI, runs, and hits (106), and ranked second on the club in steals and homers ... Was 27-for-40 (67.5%) in stolen base attempts, including a two-steal game (2-for-2) on 5/6 vs. Trenton ... Batted .221 with nine doubles, seven homers, 29 runs, 28 RBI, and 18 steals in 64 first-half games to earn his second career All-Star nomination ... Started at second base for the West Division in the EL All-Star Game hosted by Richmond on 7/10 and went 0-for-2 with an RBI ... Posted a career-best .975 fielding percentage (13 errors in 528 total chances) in 128 games at second base ... Following the season, played for Scottsdale of the Arizona Fall League, batting .188/.212/.313 with one double, one homer, two runs, one RBI, and one steal in nine games.

2018: Had a career year with Advanced-A San Jose, earning selection to both the Midseason and Postseason All-Star teams in the California League ... Set career highs for batting (.276), on-base percentage (.321), slugging percentage (.434), OPS (.755), hits (141), total bases (222), doubles (35), home runs (14), runs (73), and RBI (62) ... On 4/11 at Lancaster, became the fifth player in San Jose history to hit for the cycle, notching a career-best five hits (5-for-7, 1 2B, 1 3B, 1 HR, 3 R, 4 RBI, 1 SB) ... Blasted a walk-off two-run homer in the 11th inning of San Jose's 8-7 win vs. Stockton on 4/14 ... Produced the first two-homer game of his career on 5/28 vs. Visalia (3-for-4, 2 R, 4 RBI) ... In 64 first-half games, hit .305 with 18 doubles, two triples, seven homers, 45 runs, 36 RBI, seven steals and an .813 OPS ... Started at second base for the North Division in the Cal League All-Star Game on 6/19 in Lancaster, CA and went 1-for-5 with an RBI ... Saw his second-half average dip to .245, but still tallied 17 doubles, seven homers, 28 runs, and 26 RBI over his final 59 games ... Named California League Player of the Week on 7/15 after batting .344/.382/.719 with three doubles, three homers, and eight RBI.

2017: In 117 games with San Jose, hit .227 with 25 doubles, four triples, six home runs, 61 runs, 44 RBI, and six stolen bases ... Saw time defensively at both second base (83 games) and shortstop (28 games).

2016: Played his first full season with Class-A Augusta, batting .223 with 20 doubles, career-high five triples, five home runs, 65 runs, 44 RBI, and 11 stolen bases in 112 games ... Had his best month in May, batting .313/.330/.458 with five doubles, three triples, one homer, 18 runs, and 17 RBI in 22 games ... Hit the first homer of his career on 5/8 at Rome (1-for-4, 1 R, 1 RBI) ... Played defensively at second base (104 games) and shortstop (7 games).

2015: Made his professional debut with the Arizona League Giants, batting .218 with five doubles, one triple, 28 runs, 13 RBI, and 11 stolen bases in 44 games ... In addition to playing 41 games at shortstop, also logged one game in center field.


MISC: At Riverwood High School in Sandy Springs, GA, hit .468 with seven home runs and 29 RBI in 30 career games ... Passed on a commitment to Clemson University when he signed with San Francisco in 2015.

AWARDS & HONORS: California League Player of the Week (7/15/18) ... California League Midseason All-Star (2018) ... California League Postseason All-Star (2018) ... Eastern League Midseason All-Star (2019).

TRANSACTIONS: Selected by the San Francisco Giants in the third round of the 2015 June draft out of Riverwood High School (Sandy Springs, GA) ... Selected by the Atlanta Braves from the Giants during the Triple-A phase of the 2020 Rule 5 Draft (12/10/20).

SINGLE-GAME CAREER HIGHS

H:	5 (4/11/18, SJ @ LAN)
HR:	2 (5/28/18, SJ vs. VIS)
RBI:	4 (4x, last: 8/21/19, RIC vs. ERI)
R:	4 (4/23/17, SJ @ STK)
SB:	2 (4x, last: 5/6/19, RIC vs. TRN)



LUIS MORA

RHP**B/T:** Right / Right**HT/WT:** 6-4 / 210**BORN:** June 17, 1995 in San Pedro de Macoris, Dominican Republic**OPENING DAY AGE:** 25**PRO SEASON:** 7th**MLB DEBUT:** None**MLB SERVICE:** 0.000**ACQUIRED:** Signed by the Atlanta Braves as a non-drafted free agent on January 31, 2014.

CAREER PITCHING STATS

YEAR	CLUB	W-L	ERA	G	GS	CG	SHO	SV	IP	H	R	ER	HR	BB	SO	BAA
2014	DSL Braves (Rk)	0-5	10.18	19	9	0	0	0/1	38.0	41	49	43	2	42	34	.291
2015	DSL Braves (Rk)	0-3	3.80	18	14	0	0	0/1	45.0	32	25	19	1	21	42	.195
2016	Danville (Rk)	1-6	7.42	10	7	0	0	0/0	30.1	31	28	25	4	18	35	.261
2017	Rome (A)	1-0	3.86	2	0	0	0	0/0	4.2	6	3	2	0	2	0	.300
2018	Danville (Rk)	1-1	16.50	6	0	0	0	0/1	6.0	11	11	11	0	7	7	.379
2019	Rome (A)	2-0	3.53	30	0	0	0	3/4	43.1	29	22	17	3	37	62	.192
Minor League Totals:		5-15	6.29	85	30	0	0	3/7	167.1	150	138	117	10	127	180	.240

2020 SEASON

Did Not Play: Was not included on the Braves' 60-man player pool for 2020.

CAREER NOTES

2019: Made 30 relief appearances with Class-A Rome, going 2-0 with a 3.53 ERA, .192 BAA, 1.52 WHIP, team-high five holds, and three saves (3-for-4) ... Delivered 18 scoreless outings, including six of 2.0 innings ... Over 14 first-half games, was 1-0 with a 2.29 ERA, .188 BAA, and 1.53 WHIP ... Had an outstanding June, going 1-0 with a 1.00 ERA, .074 BAA, 1.11 WHIP, and one save (1-for-1) in six games ... Struck out a season-high five over 2.0 hitless frames on 6/9 vs. Lexington.

2018: Spent the entire season on Rome's injured list while recovering from Tommy John surgery ... Sent to Rookie-level Danville on a rehab assignment on 8/11 and went 1-1 with a 16.50 ERA in six outings.

2017: Made just two appearances with Rome before landing on the injured list (right elbow strain) on 5/16 and missing the rest of the season ... Earned his lone win of the year on 5/11 vs. Hagerstown (3.0 IP, 3 H, 1 R, 0 ER, 1 BB, 0 SO) ... Underwent Tommy John surgery on 5/19, performed by Dr. Tim Griffith in Atlanta.

2016: Pitched stateside for the first time, going 1-6 with a 7.42 ERA, .261 BAA, and 1.62 WHIP in 10 games (7 starts) with Rookie-level Danville ... Went 1-5 with a 7.82 ERA in his seven starts, and 0-1 with a 5.40 ERA in his three relief outings ... Made his lone quality start of the year on 7/1 vs. Johnson City (loss, 6.0 IP, 3 H, 1 R, 1 ER, 1 HB, 0 BB, 6 SO) ... Earned the first win of his pro career on 7/23 vs. Princeton (5.0 IP, 4 H, 3 R, 2 ER, 2 HB, 0 BB, 6 SO).

2015: In his final season with the Dominican Summer League Braves, went 0-3 with a 3.80 ERA, .195 BAA, and 1.18 WHIP in 18 games (14 starts) ... Posted a 2.41 ERA and .179 BAA in six starts after the All-Star break ... Had a 2.92 ERA and .171 BAA in his 14 starts, compared to a 7.88 ERA and .286 BAA in his four relief appearances.

2014: Made his professional debut with the DSL Braves, going 0-5 with a 10.18 ERA, .291 BAA, and 2.18 WHIP in 19 games (9 starts) ... Pitched a season-high 5.0 innings in a no-decision vs. the DSL Brewers on 6/10 (5 H, 1 R, 0 ER, 0 BB, 3 SO).

TRANSACTIONS: Signed by the Atlanta Braves as a non-drafted free agent (1/31/14).

SINGLE-GAME CAREER HIGHS

IP:	6.0 (7/1/16, DAN vs. JC)
SO:	6 (2x, last: 7/23/16, DAN vs. PRN)
BB:	7 (8/8/14, DSL BRA @ DSL BLJ)
H:	6 (7/13/16, DAN vs. ELZ)
ER:	6 (2x, last: 7/13/16, DAN vs. ELZ)



JONATHAN MORALES

C**B/T:** Right / Right**HT/WT:** 5-11 / 200**BORN:** January 29, 1995 in Arroyo, Puerto Rico**OPENING DAY AGE:** 26**PRO SEASON:** 7th**MLB DEBUT:** None**MLB SERVICE:** 0.000**ACQUIRED:** Selected by the Atlanta Braves in the 25th round of the 2015 June draft out of Miami Dade Community College (Miami, FL).

CAREER HITTING STATS

YEAR	CLUB	AVG	G	AB	R	H	2B	3B	HR	RBI	BB	SO	SB	OBP	SLG
2015	GCL Braves (Rk)	.304	46	135	24	41	7	0	7	22	14	14	2	.377	.511
2016	Rome (A)	.269	113	424	49	114	25	0	4	55	25	55	3	.313	.356
2017	Florida (Adv-A)	.253	53	194	25	49	4	0	2	17	12	32	1	.300	.304
	Mississippi (AA)	.169	39	130	8	22	4	0	1	12	7	20	0	.221	.223
2018	GCL Braves (Rk)	.259	8	27	2	7	1	0	1	3	2	2	0	.355	.407
	Gwinnett (AAA)	.261	16	46	4	12	0	0	0	9	3	8	0	.314	.261
	Mississippi (AA)	.268	46	142	12	38	7	1	1	21	9	21	0	.325	.352
2019	Mississippi (AA)	.201	46	154	10	31	8	0	0	13	17	24	0	.278	.253
	Gwinnett (AAA)	.289	34	121	17	35	5	0	2	12	10	25	0	.341	.380
Minor League Totals:		.254	401	1373	151	349	61	1	18	164	99	201	6	.310	.339

2020 SEASON

Alternate Site: Was a member of Atlanta's 60-player pool for 2020, spending the majority of the season at the Braves Alternate Site in Gwinnett ... Was also on Atlanta's Taxi Squad several times during the year.

Winter Ball: Played for Caguas of the Puerto Rican Winter League (.394, 2 2B, 3 HR, 9 RBI in 13 games) and Puerto Rico during the Caribbean Series (.200, 1 2B, 2 RBI in 7 games).

CAREER NOTES

2019: Combined to bat .240 (13 2B, 2 HR, 27 R, 25 RBI, .614 OPS) in 80 games between Mississippi and Gwinnett ... Hit both of his homers with the Stripers in June, batting .325 (6 RBI, .891 OPS) in 12 games ... With Gwinnett, played catcher (24 games, .996 FPCT) and first base (9 games, 1.000 FPCT), posted a .500 caught stealing percentage (8-for-16) ... Stripers went 16-7 (.696) in his 23 starts behind the plate ... Did not commit an error in 43 total games with the M-Braves, including 38 at catcher and five at first base ... Appeared in one Governors' Cup Semifinal game with Gwinnett (0-for-1, BB) before being placed on the seven-day injured list on 9/6 and missing the remainder of the playoffs.

2018: Combined to bat .265 (8 2B, 1 3B, 2 HR, 18 R, 33 RBI, .326 OBP, .340 SLG, .666 OPS) over 70 games between the GCL Braves, Mississippi, and Gwinnett ... Promoted to Gwinnett on 5/19 and made his Triple-A debut with the Stripers, batting .261 in 16 games ... Following just four games with Gwinnett in May, was placed on the 7-day injured list on 5/26 (right knee medial meniscus) and was out from 5/26-7/12 ... Played eight rehab games with the GCL Braves from 7/2-7/11 ... Activated on 7/12 and batted .297 (3 R, 6 RBI) in 12 games with Gwinnett from 7/13-8/3 ... Hit a walk-off single in the ninth inning on 7/21 vs. Pawtucket, lifting the Stripers to a 5-4 win ... In nine games at catcher for Gwinnett, posted a 1.000 fielding percentage (0 errors/63 TC) and a .000 caught stealing percentage (0-for-3) ... Transferred back to Mississippi on 8/4 and finished the season with the M-Braves, batting .298 (2 2B, 4 R, 7 RBI) over his final 19 games.

2017: Batted .219 (8 2B, 3 HR, 33 R, 29 RBI, .540 OPS) in 92 games between Florida and Mississippi ... Posted a .253 average in 53 games with the Fire Frogs before joining the M-Braves on 6/19 ... In 39 games on his Double-A debut, batted .169 ... Combined to throw out 35% (13-of-37) of attempting base stealers.

2016: In his first full professional season with Rome, named a South Atlantic League Midseason All-Star and a Braves Organization All-Star by MiLB.com ... Hit .269 (25 2B, 4 HR, 49 R, 55 RBI, 3 SB, .669 OPS) in 113

games, including .244 (11 2B, 3 HR, 26 R, 29 RBI) in 58 first-half games ... Went 0-for-1 in the SAL All-Star Game ... Threw out 50% (53-of-106) of attempting base stealers ... In the SAL Playoffs, batted .308 (3 2B, 2 R, 1 RBI) in seven games to help Rome win the league championship.

2015: Earned the GCL Braves Player of the Year honors after batting a team-best .304 (7 2B, 7 HR, 24 R, 22 RBI, 2 SB, .377 OBP, .511 SLG, .888 OPS) in 46 games ... Posted a .996 fielding percentage (1 error/240 TC) and a 44.2% (19-of-43) caught stealing percentage ... Tallied his lone career multi-homer game on 8/24 vs. the GCL Yankees West (3-for-4, 2 HR, 2 RBI) ... Named by *Baseball America* as the "Best Late Round Pick" in Atlanta's 2015 draft class.

AWARDS & HONORS: MiLB.com Atlanta Braves Organization All-Star (2015, 2016) ... GCL Braves Player of the Year (2015) ... Gulf Coast League Postseason All-Star (2015) ... South Atlantic League Midseason All-Star (2016).

TRANSACTIONS: Selected by the Atlanta Braves in the 25th round of the 2015 June draft out of Miami-Dade Community College (Miami, FL).

SINGLE-GAME CAREER HIGHS

H:	5 (8/13/16, ROM @ HIC)
HR:	2 (8/24/15, GCL BRA vs. GCL YAN2)
RBI:	5 (4/21/16, ROM vs. ASH)
R:	3 (3x, last: 4/10/19, MIS vs. MOB)
SB:	1 (6x, last: 4/6/17, FLA vs. DBT)



KYLE MULLER

40-MAN ROSTER



B/T: Right / Left

HT/WT: 6-7 / 250

BORN: October 7, 1997 in Dallas, TX

OPENING DAY AGE: 23

PRO SEASON: 6th

MLB DEBUT: None

MLB SERVICE: 0.000

ACQUIRED: Selected by the Atlanta Braves in the second round (44th overall) of the 2016 June draft out of Jesuit College Prep (Dallas, TX).

CAREER PITCHING STATS

YEAR	CLUB	W-L	ERA	G	GS	CG	SHO	SV	IP	H	R	ER	HR	BB	SO	BAA
2016	GCL Braves (Rk)	1-0	0.65	10	9	0	0	0/0	27.2	14	3	2	0	12	38	.144
2017	Danville (Rk)	1-1	4.15	11	11	0	0	0/0	47.2	43	24	22	5	18	49	.232
2018	Rome (A)	3-0	2.40	6	6	0	0	0/0	30.0	24	10	8	3	8	23	.222
	Florida (Adv-A)	4-2	3.24	14	14	0	0	0/0	80.2	80	30	29	2	32	79	.268
	Mississippi (AA)	4-1	3.10	5	5	1	1	0/0	29.0	22	10	10	3	6	27	.206
2019	Mississippi (AA)	7-6	3.14	22	22	2	0	0/0	111.2	81	42	39	5	68	120	.208
Minor League Totals:		20-10	3.03	68	67	3	1	0/0	326.2	264	119	110	18	144	336	.223

2021 PROSPECT RANKINGS (MLB.COM)

Braves Org: #6

Top 100 List: NR

2021 PROSPECT RANKINGS (BASEBALL AMERICA)

Braves Org: #7

Top 100 List: NR

2020 SEASON

Prospecting: Entered the 2020 season ranked the Braves' No. 5 prospect by *Baseball America* and No. 8 prospect by MLB.com ... Also rated by BA as having the "Best Fastball" in the Atlanta system.

Alternate Site: Was a member of Atlanta's 60-player pool for 2020, spending the entire season at the Braves' Alternate Site in Gwinnett.

Prospecting (Again): Entering 2021, again named by BA as owner of the "Best Fastball" in the Braves system ... Also earned "Best Curveball" nod.

CAREER NOTES

2019: Went 7-6 with a 3.14 ERA, .208 BAA, and 1.33 WHIP in 22 starts during an injury-shortened season with Double-A Mississippi, earning Southern League Midseason All-Star accolades (4-4, 3.18 ERA, .188 BAA, 1.26 WHIP in 14 first-half starts) ... Entered the season ranked Atlanta's No. 13 prospect by MLB.com... rose to No. 7 by the end of the campaign ... Ranked among Braves minor league pitching leaders (min. 100.0 IP) in complete games (T-2nd, 2), SO/9.0 IP ratio (3rd, 9.67), ERA (4th, 3.14), strikeouts (6th, 120), wins (T-8th, 7), and starts (T-8th, 22) ... Named SL Pitcher of the Week for 5/20-5/26 (2-0, 1.29 ERA, 17 SO in 12.2 IP over 2 starts) ... Went 3-0 with a 0.81 ERA, .186 BAA, 0.96 WHIP, and 33 strikeouts in 33.1 innings over five starts (4 quality starts) in May ... Placed on Mississippi's seven-day injured list on 8/3 (calf strain) and missed the rest of the year ... As of 8/3, ranked among Southern League pitching leaders in starts (1st, 22), complete games (T-2nd, 2), ERA (3rd, 3.14), BAA (3rd, .208), strikeouts (6th, 120), wins (T-6th, 7), innings (7th, 111.2), and WHIP (7th, 1.33).

2018: Led the Braves system with 11 wins, going 11-3 with a 3.03 ERA and 12 quality starts in 25 outings between Class-A Rome, Advanced-A Florida, and Double-A Mississippi ... Also ranked among Braves system leaders in innings (2nd, 139.2), starts (T-2nd, 25), ERA (6th), and strikeouts (8th, 129) ... Began the season ranked the Braves' No. 12 prospect by MLB.com and No. 20 prospect by *Baseball America* ... Earned three Pitcher of the Month awards for the organization, including April with Rome (2-0, 1.90 ERA in 5 starts), June with Florida (3-0, 2.43 ERA in 5 starts), and August with Mississippi (4-1, 3.10 ERA in 5 starts) ... Struck out a career-high 12 batters over 7.0 innings (5 H, 1 R, 0 ER) in a win on 7/9 at Daytona ... Won each of his first four starts with Mississippi from 8/6-8/25, posting a 2.25 ERA, .184 BAA and 0.92 WHIP ... Tossed the first complete-game shutout of his career on 8/18-G1 vs. Chattanooga (7.0 IP, 5 H in 1-0 win) ... Following the season, pitched in seven games with Peoria of the Arizona

Fall League, going 1-0 with a 2.53 ERA in seven relief outings ... Participated in the AFL "Rising Stars Game."

2017: Entered the season tabbed by MLB.com as Atlanta's No. 13 prospect, while *Baseball America* named him No. 17 ... Played his first full professional season with rookie-level Danville, went 1-1 with a 4.15 ERA and 49 strikeouts over 11 starts ... Allowed two or fewer runs in eight of his 11 starts ... Limited opponents to a .232 average, including a .184 mark to left-handed batters.

2016: Made his professional debut with the GCL Braves and earned the club's Pitcher of the Year honors, going 1-0 with a 0.65 ERA in 10 games (9 starts) ... Did not allow a run in five August appearances (13.0 IP) ... Closed his rookie campaign as the No. 11 prospect in the Gulf Coast League as named by *Baseball America*.


MISC: Prior to being drafted, earned the 2016 Gatorade National Player of the Year honors after going 8-0 with a 0.46 ERA and 133 strikeouts in 76.0 innings at Jesuit College Prep ... Entered the 2016 June Draft rated the 25th-best player in the class according to *Baseball America*.

AWARDS & HONORS: GCL Braves Pitcher of the Year (2016) ... Arizona Fall League "Rising Stars Game" Selection (2018) ... Southern League Pitcher of the Week (5/26/19) ... Southern League Midseason All-Star (2019).

TRANSACTIONS: Selected by the Atlanta Braves in the second round (44th overall) of the 2016 June Draft out of Jesuit College Prep (Dallas, TX).

SINGLE-GAME CAREER HIGHS

IP:	7.1 (7/20/18, FLA @ CLR)
SO:	12 (7/9/18, FLA @ DBT)
BB:	6 (4/19/19, MIS @ CHAT)
H:	9 (2x, last: 6/28/18, FLA vs. DUN)
ER:	6 (2x, last: 6/29/19, MIS vs. JXN)



TYLER NESLONY

OF

B/T: Left / Right

HT/WT: 6-0 / 210

BORN: February 13, 1994 in Corpus Christi, TX

OPENING DAY AGE: 27

PRO SEASON: 5th

MLB DEBUT: None

MLB SERVICE: 0.000

ACQUIRED: Selected by the Atlanta Braves in the ninth round of the 2016 June draft out of Texas Tech University (Lubbock, TX).

CAREER HITTING STATS

YEAR	CLUB	AVG	G	AB	R	H	2B	3B	HR	RBI	BB	SO	SB	OBP	SLG
2016	Danville (Rk)	.500	5	16	5	8	3	0	1	3	1	3	0	.571	.875
	Rome (A)	.257	41	148	18	38	6	1	1	12	10	29	1	.311	.331
2017	Florida (Adv-A)	.309	60	217	31	67	17	0	4	21	22	43	0	.378	.442
	Mississippi (AA)	.194	43	144	12	28	4	0	1	14	18	27	0	.289	.243
2018	Mississippi (AA)	.244	125	451	49	110	24	2	4	48	35	108	9	.297	.333
2019	Mississippi (AA)	.292	58	192	32	56	9	4	5	24	21	43	4	.369	.458
Minor League Totals:		.263	332	1168	147	307	63	7	16	122	107	253	14	.329	.370

2020 SEASON

Did Not Play: Was not included on the Braves' 60-man player pool for 2020.

CAREER NOTES

2019: Batted .292 (9 2B, 4 3B, 5 HR, 32 R, 24 RBI, 4 SB, .827 OPS) in 58 games during an injury-shortened season with Double-A Mississippi ... Spent three stints on the injured list, once with Triple-A Gwinnett (4/2-5/1 with dislocated left thumb) and twice with Mississippi (5/18-5/28 with oblique strain, again from 7/18-9/11) ... Activated on 5/2, sent to Mississippi, played just 15 games (.265, 1 2B, 2 3B, 3 RBI) before returning to the injured list on 5/18 ... Hit .326 (4 2B, 1 3B, 2 HR, 9 R, 11 RBI, .587 SLG, .967 OPS) in 15 July game ... As of 7/18, ranked tied for seventh in the Southern League in triples (4).

2018: Spent the entire season with Mississippi and set career highs in games (125), hits (110), runs (49), total bases (150), doubles (24), RBI (48), and stolen bases (9) ... Ranked 10th among Braves minor leaguers in both RBI and stolen bases ... His 24 doubles led the M-Braves ... Hit .235 (13 2B, 2 3B, 24 R, 31 RBI, 4 SB) in 66 first-half games, earning a Southern League Midseason All-Star nod ... Started the All-Star Game on 6/19 as the South Division DH and went 0-for-3 ... Hit all four of his homers in the second half, batting .255 (11 2B, 25 R, 17 RBI, 5 SB, .690 OPS) in 59 games.

2017: Batted .263 (21 2B, 5 HR, 43 R, 35 RBI, .704 OPS) in 103 games between Advanced-A Florida and Mississippi ... Ranked among Braves' MiLB leaders in doubles (T-4th) and on-base percentage (9th, .342) ... Earned a spot on the Florida State League Midseason All-Star Team after batting .315 (16 2B, 3 HR, 22 R, 20 RBI, .846 OPS) in 47 first-half games ... In the All-Star Game on 6/17, went 0-for-4 with a run as the FSL North's starting right fielder ... Promoted to Mississippi on 7/13 and hit .194 (4 2B, 1 HR, 12 R, 14 RBI) over his final 43 games ... Following the season, played for Melbourne of the Australian Baseball League (.317, 3 2B, 1 3B, 9 HR, 20 R, 23 RBI, 8 SB, .394 OBP, .577 SLG, .972 OPS in 32 games).

2016: Made his professional debut, batting .280 (9 2B, 1 3B, 2 HR, 23 R, 15 RBI, 1 SB, .725 OPS) in 45 games between rookie-level Danville and Class-A Rome ... Went 8-for-16 with four extra-base hits in his five games with Danville ... Hit his first pro homer on 7/7 at Bluefield ... Promoted to Rome on 7/9 and hit .257 (6 2B, 1 3B, 1 HR, 18 R, 12 RBI, 1 SB) in 41 games ... Appeared in three post-season games for Rome, batting .250 (1 3B, 1 R, 1 RBI) to

help the club win the South Atlantic League championship.

MISC: Over four collegiate seasons (2013-16) with Texas Tech, batted .311 (54 2B, 9 3B, 20 HR, 118 R, 134 RBI, 7 SB, .397 OBP, .511 SLG, .909 OPS) in 183 games.

AWARDS & HONORS: Florida State League Midseason All-Star (2017) ... Southern League Midseason All-Star (2018).

TRANSACTIONS: Selected by the Atlanta Braves in the ninth round of the 2016 June draft out of Texas Tech University (Lubbock, TX).

SINGLE-GAME CAREER HIGHS

H:	4 (5x, last: 6/29/19, MIS vs. JXN)
HR:	1 (16x, last: 7/9/19, MIS vs. BLX)
RBI:	4 (3x, last: 7/9/19, MIS vs. BLX)
R:	4 (3x last: 7/24/18, MIS vs. MOB)
SB:	2 (2x, last: 6/7/19, MIS @ JXN)



CRISTIAN PACHE

40-MAN ROSTER**OF****B/T:** Right / Right**HT/WT:** 6-2 / 215**BORN:** November 19, 1998 in Santo Domingo Centro, Dominican Republic**OPENING DAY AGE:** 22**PRO SEASON:** 6th**MLB DEBUT:** 8/21/20 with ATL**MLB SERVICE:** 0.022**ACQUIRED:** Signed by the Atlanta Braves as a non-drafted free agent on July 3, 2015.

CAREER HITTING STATS

YEAR	CLUB	AVG	G	AB	R	H	2B	3B	HR	RBI	BB	SO	SB	OBP	SLG
2016	GCL Braves (Rk)	.283	27	106	16	30	2	4	0	11	6	11	7	.325	.377
	Danville (Rk)	.333	30	114	12	38	2	3	0	10	7	13	4	.372	.404
2017	Rome (A)	.281	119	469	60	132	13	8	0	42	39	104	32	.335	.343
2018	Florida (Adv-A)	.285	93	369	46	105	20	5	8	40	15	69	7	.311	.431
	Mississippi (AA)	.260	29	104	10	27	3	1	1	7	5	28	0	.294	.337
2019	Mississippi (AA)	.278	104	392	50	109	28	8	11	53	34	104	8	.340	.474
	Gwinnett (AAA)	.274	26	95	13	26	8	1	1	8	9	18	0	.337	.411
2020	ATLANTA (MLB)	.250	2	4	0	1	0	0	0	0	0	2	0	.250	.250
Minor League Totals:		.283	428	1649	207	467	76	30	21	171	115	347	58	.331	.404
Major League Totals:		.250	2	4	0	1	0	0	0	0	0	2	0	.250	.250

2021 PROSPECT RANKINGS (MLB.COM)

Braves Org: #1

Top 100 List: #12

2021 PROSPECT RANKINGS (BASEBALL AMERICA)

Braves Org: #1

Top 100 List: #7

2020 SEASON

Prospecting: Entered the 2020 season ranked the Braves' No. 1 prospect by both MLB.com and *Baseball America* ... Ranked No. 13 on MLB.com's Top 100 Prospects list ... BA's Braves "Best Tools" listed him as Fastest Baserunner, Best Athlete, Best Defensive Outfielder, and Best Outfield Arm.

MLB Debut: Recalled from Atlanta's Alternate Site in Gwinnett on 8/18 and made his MLB debut on 8/21 vs. Philadelphia (1-for-4, single off Cole Irvin) ... Was a defensive replacement the next night on 8/22 (0-for-0) ... Optioned on 8/25.

In the Postseason: Rejoined the Braves roster for the MLB Postseason and batted .182/.280/.364 with one double, one home run, four runs, and four RBI in 12 games during the NLWCS, NLDS, and NLCS.

Joining Jones: Started the final six games of the NLCS in center field, at age 21 was the youngest player to start in center in either the LCS or World Series since fellow Brave Andruw Jones in 1998.

First RBI: Tallied the first RBI of his MLB career in NLCS Game 2 vs. the LA Dodgers (double) ... Is the only position player in Braves history to record an RBI in the Postseason before doing so in the regular season.

First Homer: Hit his first MLB home run in NLCS Game 3 (solo, off Julio Urias) ... Was the seventh player in MLB history to hit his first career homer in the Postseason and only the third non-pitcher to do it.

RBI Streak: Drove in runs in each of his first four NLCS starts, making him just the second player in baseball history, his age or younger, to tally an RBI in four consecutive Postseason games (Washington's Juan Soto did it in Games 4-7 of the 2019 World Series).

Winter Ball: Played for Estrellas of the Dominican Winter League (.120, 1 2B, 2 RBI in 9 games).

Prospecting (Again): Entering 2021, again named the Braves' No. 1 prospect by MLB.com ... Also repeated as Atlanta's Fastest Baserunner, Best Athlete, Best Defensive Outfielder, and Best Outfield Arm (BA).

CAREER NOTES

2019: Named an MiLB.com Braves Organization All-Star after batting .277 (36 2B, 9 3B, 12 HR, 63 R, 61 RBI, 8 SB) in 130 games between Double-A Mississippi and Triple-A Gwinnett ... Selected by Atlanta as Mississippi's co-Player of the Year alongside Drew Waters ... Named to both the Southern League Midseason and Postseason All-Star teams ... Ranked among MiLB leaders (min. 350 at-bats) in slugging percentage (6th, .462), batting (8th, .277), and OPS (9th, .802), also ranked in triples (T-1st, 9), doubles (2nd, 36), at-bats (3rd, 487), hits (4th, 135), games (T-4th, 130), RBI (T-7th, 61), and runs (9th, 63) ... Between both levels, posted a .985 fielding percentage and nine outfield assists in 129 games (22 in LF, 81 in CF, 26 in RF) ... As of 8/4, ranked among the Southern League top 10 in total bases (2nd, 186), extra-base hits (2nd, 47), doubles (2nd, 28), triples (T-2nd, 8), hits (3rd, 109), at-bats (4th, 392), games (T-5th, 104), slugging percentage (6th, .474), OPS (7th, .815), RBI (T-7th, 53), and batting (9th, .278) ... Led off, played right field for the South Division in the SL All-Star Game on 6/18 in Biloxi, MS (0-for-4) ... In the 2019 Sirius/XM All-Star Futures Game in Cleveland on 7/7, led off and starred in center field for the National League (0-for-4) ... Promoted to Gwinnett on 8/5 for his Triple-A debut, batted .274 (8 2B, 1

3B, 1 HR, 13 R, 8 RBI) in 26 regular-season games from 8/6-9/2 ... Hit a team-best .417 (2 2B, 1 HR, 1 R, 7 RBI, .833 SLG, 1.218 OPS) in four games during the Governors' Cup Semifinals, led the International League in batting and slugging percentage during the Postseason ... His five RBI in a 10-6 Game 3 win on 9/6 at Columbus set a Gwinnett single-game playoff record (1-for-4, 1 HR, 1 R) ... His second-inning grand slam in Game 3 was just the second in Gwinnett playoff history (Tyler Moore, 9/9/16 vs. Columbus) ... Added to the Braves' 40-man roster for the first time in his career on 11/19.

2018: Homered twice (2-for-3, 3 RBI) during the Braves vs. Future Stars Game on 3/27 at SunTrust Park ... Hit .279 (23 2B, 6 3B, 9 HR, 56 R, 47 RBI, 7 SB) in 122 games between Florida and Mississippi, earning Florida's Player of the Year award from Atlanta ... Finished in the Top 10 among Braves farmhands in at-bats (3rd, 473), hits (4th, 132), games (T-5th), triples (T-5th), doubles (T-9th) and runs (10th) ... Led the Fire Frogs in batting (.285), hits (105), doubles (20), total bases (159) and slugging (.431) ... Named a Florida State League Midseason All-Star after batting .275 (12 2B, 4 3B, 4 HR, 31 R, 29 RBI) in the first half ... Selected as Florida's July Player of the Month (.318,

6 2B, 1 3B, 3 HR, 13 R, 9 RBI, 2 SB in 23 games) ... Promoted to Mississippi on 8/1, at the time ranked among FSL leaders in hits (2nd, 105), total bases (3rd, 159) and batting (9th, .285) ... At age 19, was the youngest player in the Southern League ... Following the season, played for the Peoria Javelinas, champions of the Arizona Fall League (.279, 3 2B, 2 3B, 14 R, 9 RBI, 3 SB in 20 games).

2017: Named Rome's Player of the Year after leading the team in games (119), at-bats (469), runs (60), hits (132), triples (8), and steals (32) ... Ranked among Braves' Top 10 farmhands (min. 200 at-bats) in triples (T-1st), steals (2nd), hits (3rd), runs (7th), and batting (10th, .281).


2016: His .309 average in 57 games between the GCL and Danville led all Braves farmhands (min. 200 at-bats).

AWARDS & HONORS: MiLB.com Atlanta Braves Organization All-Star (2017, 2018, 2019) ... South Atlantic League Midseason All-Star (2017) ... Class-A Rome Player of the Year (2017) ... Florida State League Midseason All-Star (2018) ... Advanced-A Florida Player of the Year (2018) ... Arizona Fall League All-Prospect Team (2018) ... AFL "Rising Stars Game" Selection (2018) ... Southern League Midseason All-Star (2019) ... Southern League Postseason All-Star (2019) ... SiriusXM MLB All-Star Futures Game (2019) ... Double-A Mississippi Co-Player of the Year (2019).

TRANSACTIONS: Signed by the Atlanta Braves as a non-drafted free agent (7/3/15).

SINGLE-GAME CAREER HIGHS

H:	4 (4x, last: 5/24/19, MIS vs. JAX)
HR:	1 (21x, last: 8/29/19, GWN vs. NOR)
RBI:	5 (2x, last: 6/20/19, MIS @ BLX)
R:	3 (3x, last: 4/26/18, FLA @ LAK)
SB:	3 (5/26/18, FLA vs. TAM)



A.J. PUCKETT

RHP**B/T:** Right / Right**HT/WT:** 6-4 / 210**BORN:** May 27, 1995 in Danville, CA**OPENING DAY AGE:** 25**PRO SEASON:** 3rd**MLB DEBUT:** None**MLB SERVICE:** 0.000**ACQUIRED:** Selected by the Atlanta Braves from the Chicago White Sox during the Triple-A phase of the 2020 Rule 5 Draft.

CAREER PITCHING STATS

YEAR	CLUB	W-L	ERA	G	GS	CG	SHO	SV	IP	H	R	ER	HR	BB	SO	BAA
2016	AZL Royals (Rk)	0-1	3.86	2	2	0	0	0/0	7.0	8	5	3	1	0	8	.258
	Lexington (A)	2-3	3.66	11	11	0	0	0/0	51.2	42	22	21	4	15	37	.227
2017	Wilmington (Adv-A)	9-7	3.90	20	20	0	0	0/0	108.1	107	53	47	7	46	98	.257
	Winston-Salem (Adv-A)	1-0	4.28	5	5	0	0	0/0	27.1	35	14	13	2	5	21	.327
2018	Did Not Pitch - Injured															
2019	Did Not Pitch - Injured															
Minor League Totals:		12-11	3.89	38	38	0	0	0/0	194.1	192	94	84	14	66	164	.260

2020 SEASON

Did Not Play: Was not included on the Chicago White Sox' 60-man player pool for 2020.**Transaction Report:** Selected by Atlanta from the White Sox during the Triple-A phase of the Rule 5 Draft.

CAREER NOTES

2019: Missed the entire season after undergoing Tommy John surgery on his right elbow.

consecutive scoreless innings, the third-longest scoreless streak in college baseball history.

2018: Missed the entire season due to a sprained right elbow ... Entered the year ranked the White Sox' No. 15 prospect and owner of the "Best Changeup" in the system ... Also rated Chicago's No. 26 prospect by MLB.com.**AWARDS & HONORS:** South Atlantic League Pitcher of the Week (8/21/16) ... Carolina League Midseason All-Star (2017).**2017:** Combined to go 10-7 with a 3.98 ERA, .272 BAA, and 1.42 WHIP in 25 starts between two Advanced-A clubs, Wilmington of the Kansas City Royals system and Winston-Salem of the Chicago White Sox system ... Struck out 119 over 135.2 innings ... Went 9-7 with a 3.90 ERA, .257 BAA, and 1.41 WHIP in 20 starts with Wilmington before being traded to the White Sox on 7/30 ... In 13 first-half starts, was 6-5 with a 3.86 ERA and seven quality starts, earning selection to the Carolina League Midseason All-Star Team ... In the Carolina League All-Star Game on 6/20 in Salem, VA, pitched a scoreless third inning (1.0 IP, 1 H, 0 BB, 0 SO) and earned a hold as he combined with eight other North Division pitchers on a five-hit shutout in a 2-0 win ... In his final five starts with Wilmington in July, went 3-0 with a 2.90 ERA, .196 BAA, and 0.97 WHIP ... Pitched a career-high 8.0 innings on 7/5 at Lynchburg (win, 3 H, 2 R, 2 ER, 0 BB, 7 SO) ... After joining Winston-Salem on 7/31, went 1-0 with a 4.28 ERA, .327 BAA, and 1.46 WHIP in five starts.**TRANSACTIONS:** Selected by the Kansas City Royals in the second round of the 2016 June draft out of Pepperdine University (Malibu, CA) ... Traded by the Royals along with LHP Andre Davis to the Chicago White Sox in exchange for OF Melky Cabrera (7/30/17) ... Selected by the Atlanta Braves from the White Sox during the Triple-A phase of the 2020 Rule 5 Draft (12/10/20).**2016:** Made his professional debut, going 2-4 with a 3.68 ERA, .231 BAA, and 1.11 WHIP in 13 starts between the Arizona League Royals and Class-A Lexington ... After just two AZL starts, was promoted to Lexington on 7/1 ... Over his first three starts with the Legends, posted a 0.64 ERA (1 ER in 14.0 IP), walked four and struck out 12 ... Earned the first win of his career on 8/21 vs. Hagerstown, tossing 5.0 scoreless, hitless innings (1 BB, 4 SO) ... Won his final start of the year on 9/3 at Hickory with another 5.0-inning scoreless effort (2 H, 0 BB, 4 SO).**MISC:** Originally drafted by the Oakland Athletics in the 35th round of the 2013 June draft out of De La Salle high School (Concord, CA), but did not sign ... Played two years at Pepperdine University, going 11-5 with a 2.04 ERA, 1.06 WHIP, and 138 strikeouts over 149.2 innings spanning 37 games (15 starts) ... Earned West Coast Conference Pitcher of the Year honors as a junior (9-3, 1.27 ERA, 95 strikeouts over 99.1 IP in 14 starts) ... Recorded 45.2

SINGLE-GAME CAREER HIGHS

IP:	8.0 (7/5/17, WIL @ LYN)
SO:	9 (6/14/17, WIL @ LYN)
BB:	6 (5/22/17, WIL @ FRE)
H:	11 (6/9/17, WIL vs. BC)
ER:	6 (2x, last: 5/11/17, WIL vs. POT)



EMMANUEL RAMIREZ

RHP

B/T: Right / Right

HT/WT: 6-2 / 190

BORN: July 15, 1994 in Puerto Plata, Dominican Republic

OPENING DAY AGE: 26

PRO SEASON: 8th

MLB DEBUT: None

MLB SERVICE: 0.000

ACQUIRED: Signed by the Atlanta Braves as a minor league free agent on November 16, 2020.

CAREER PITCHING STATS

YEAR	CLUB	W-L	ERA	G	GS	CG	SHO	SV	IP	H	R	ER	HR	BB	SO	BAA
2013	DSL Padres (Rk)	1-3	8.92	24	0	0	0	0/0	36.1	36	51	36	1	49	41	.255
2014	DSL Padres (Rk)	3-1	4.56	12	0	0	0	0/0	25.2	25	15	13	0	10	31	.258
2015	DSL Padres (Rk)	0-0	4.91	2	2	0	0	0/0	7.1	6	4	4	0	5	9	.231
	Tri-City (SS-A)	2-1	3.00	5	5	0	0	0/0	24.0	20	9	8	1	8	25	.217
	AZL Padres (Rk)	4-2	1.51	8	6	0	0	0/0	41.2	29	21	7	2	7	37	.185
2016	Tri-City (SS-A)	4-1	2.62	8	8	0	0	0/0	44.2	36	16	13	0	13	42	.218
	Fort Wayne (A)	2-3	4.71	16	7	0	0	1/2	57.1	58	32	30	5	21	54	.264
2017	Fort Wayne (A)	0-2	3.63	7	0	0	0	1/2	17.1	21	12	7	4	8	24	.300
	Tri-City (SS-A)	2-1	2.48	8	8	0	0	0/0	54.1	42	17	15	1	10	53	.214
	Lake Elsinore (Adv-A)	2-2	3.82	6	6	0	0	0/0	33.0	34	15	14	2	12	37	.274
2018	Fort Wayne (A)	1-2	2.20	3	3	0	0	0/0	16.1	14	4	4	1	5	26	.222
	Lake Elsinore (Adv-A)	5-4	5.43	23	9	0	0	0/1	71.1	72	52	43	13	24	78	.257
	El Paso (AAA)	0-0	2.25	1	0	0	0	0/0	4.0	3	1	1	0	2	5	.200
	San Antonio (AA)	2-2	2.63	4	4	0	0	0/0	24.0	21	7	7	2	6	27	.241
2019	El Paso (AAA)	2-3	10.07	10	9	0	0	0/0	44.2	69	51	50	19	24	37	.356
	Amarillo (AA)	6-5	4.15	17	12	0	0	1/1	84.2	74	44	39	10	26	79	.230
Minor League Totals:		36-32	4.46	154	79	0	0	3/6	586.2	560	351	291	61	230	605	.249

2020 SEASON

Did Not Play: Was not a member of the San Diego Padres' 60-man player pool for 2020.

Transactions: Elected free agency on 11/2, signed as a minor league free agent with Atlanta on 11/16.

Winter Ball: Played for Caribes of the Venezuelan Winter League, going 1-0 with a 2.92 ERA and 14 strikeouts over 12.1 innings in five games (2 starts).

CAREER NOTES

2019: In his final season in the San Diego system, went 8-8 with a 6.19 ERA, .277 BAA, and 1.49 WHIP in 27 games (21 starts) between Double-A Amarillo and Triple-A El Paso ... Named a Texas League Midseason All-Star after going 6-4 with a 4.11 ERA, .215 BAA, and 1.13 WHIP in 14 first-half games (9 starts) with the Sod Poodles ... Selected as Texas League Pitcher of the Week on 6/9, the first such award in Amarillo franchise history, after going 1-0 with a 1.38 ERA and 10 strikeouts over 13.0 innings spanning two outings ... Was the starting pitcher for the South Division in the Texas League All-Star Game on 6/25 in Tulsa, OK (ND, 1.0 IP, 1 H, 0 R, 0 BB, 1 SO) ... Promoted to El Paso on 7/9 and went 2-3 with a 10.07 ERA over 10 games (9 starts) ... Returned to Amarillo on 9/4 for the Texas League Playoffs and went 0-0 with a 6.00 ERA in two relief outings for the league champions.

2018: Pitched at four different levels of the Padres' system, going 8-8 with a 4.28 ERA, .247 BAA, and 1.27 WHIP in 31 games (16 starts) with Class-A Fort Wayne, Advanced-A Lake Elsinore, Double-A San Antonio, and Triple-A El Paso ... Struck out a career-high 136 batters over 115.2 total innings ... Made his Triple-A debut on 8/5 vs. Round Rock (4.0 IP, 3 H, 1 ER, 2 BB, 5 SO) ... Made two starts for San Antonio in the Texas League Playoffs, going 0-1 with a 6.97 ERA.

2017: Went 4-5 with a 3.10 ERA, .249 BAA, and 1.21 WHIP in 21 games (14 starts) between Tri-City, Fort Wayne, and Lake Elsinore ... Selected to the Northwest League Midseason All-Star Team for the second straight year (2-1, 2.61 ERA, .199 BAA, 0.89 WHIP in 7 first-half starts) ... Named NWL Pitcher of the Week on 7/23 after logging a career-high 9.0 innings on 7/22 vs. Eugene (1 H, 1 ER, 2 BB, 10 SO), a no-decision in Tri-City's 2-1 win in 10 innings ... Struck out a career-high 11 on 9/2 at Rancho

Cucamonga (8.0 IP, 5 H, 2 ER, 1 BB).

2016: Split the season between Tri-City and Fort Wayne, going 6-4 with a 3.79 ERA, .244 BAA, and 1.25 WHIP in 24 games (15 starts) ... Named a Northwest League Midseason All-Star (4-1, 2.62 ERA in 8 first-half starts).

2015: Pitched stateside for the first time in his career, going 6-3 with a 2.06 ERA in 13 games (11 starts) between the AZL Padres and Short-A Tri-City ... Combined with his two DSL starts (0-0, 4.91 ERA), posted career lows in ERA (2.34), BAA (.200), and WHIP (1.03) ... Made one start in the Northwest League Playoffs, yielding two runs over 1.0 IP in a no-decision.

2013-15: Began his professional career in the Dominican Summer League, going 4-4 with a 6.88 ERA in 38 games (2 starts) with the Padres affiliate.

AWARDS & HONORS: Northwest League Midseason All-Star (2016, 2017) ... Northwest League Pitcher of the Week (7/23/17) ... Texas League Pitcher of the Week (6/9/19) ... Texas League Midseason All-Star (2019).

TRANSACTIONS: Signed by the San Diego Padres as a non-drafted free agent (11/19/12) ... Signed by the Atlanta Braves as a minor league free agent (11/16/20).

SINGLE-GAME CAREER HIGHS

IP:	9.0 (7/22/17, TRI vs. EUG)
SO:	11 (9/2/17, LE @ RC)
BB:	5 (2x, last: 8/7/19, ELP vs. RR)
H:	11 (7/26/19, ELP vs. LV)
ER:	9 (7/26/19, ELP vs. LV)



JEFREY RAMOS

OF

B/T: Right / Right**HT/WT:** 6-2 / 218**BORN:** February 10, 1999 in Bonao, Dominican Republic**OPENING DAY AGE:** 22**PRO SEASON:** 5th**MLB DEBUT:** None**MLB SERVICE:** 0.000**ACQUIRED:** Signed by the Atlanta Braves as a non-drafted free agent on July 2, 2016.

CAREER HITTING STATS

YEAR	CLUB	AVG	G	AB	R	H	2B	3B	HR	RBI	BB	SO	SB	OBP	SLG
2016	DSL Braves (Rk)	.230	33	126	19	29	8	1	1	12	9	27	3	.283	.333
2017	GCL Braves (Rk)	.325	30	117	22	38	7	1	6	30	8	27	1	.374	.556
	Danville (Rk)	.278	20	72	7	20	6	0	1	8	3	15	0	.308	.403
2018	Rome (A)	.245	122	469	57	115	24	6	16	69	27	89	2	.290	.424
2019	Florida (Adv-A)	.241	128	460	49	111	16	4	9	56	30	99	1	.291	.352
Minor League Totals:		.252	333	1244	154	313	61	12	33	175	77	257	7	.299	.400

2021 PROSPECT RANKINGS (MLB.COM)

Braves Org: #--

Top 100 List: #--

2021 PROSPECT RANKINGS (BASEBALL AMERICA)

Braves Org: #--

Best Tools: N/A

2020 SEASON

Prospecting: Entered 2020 ranked the Braves' No. 30 prospect by *Baseball America*.**Did Not Play:** Was not included on the Braves' 60-man player pool for 2020.

CAREER NOTES

2019: In a career-high 128 games with Advanced-A Florida, batted .241 with 16 doubles, four triples, nine home runs, 49 runs, 56 RBIs, and one stolen base ... Led the Fire Frogs in RBI ... Fell a double shy of the cycle on 6/1 vs. Palm Beach (3-for-4, triple, homer, 4 RBI) ... Tripled twice on 6/3 at Fort Myers (3-for-4, RBI) ... Ended the season ranked Atlanta's No. 28 prospect by MLB.com.

2018: With Class-A Rome, posted career bests in hits (115), total bases (199), doubles (24), triples (6), home runs (16), runs (57), and RBI (69) over 122 games ... Ranked among the top 10 Braves farmhands in homers (T-4th), RBI (4th), and slugging percentage (9th, .424) ... Fell a homer shy of the cycle on 5/29 vs. Asheville (3-for-5, double, triple, RBI) and a triple shy of the cycle on 6/7 at Asheville (3-for-5, double, homer, 3 RBI) ... Notched the first multi-homer game of his career on 6/30 vs. Knapolis (2-for-4, 2 HR, 4 RBI) ... Hit the first grand slam of his career and tied a career high with five RBI on 8/31 at Asheville (3-for-4) ... Played two games with Rome during the South Atlantic League Playoffs, batting .125 (1-for-8).

2017: Named the Gulf Coast League Braves Player of the Year by Atlanta after batting .325 with six home runs, 22 runs, 30 RBIs, and a .930 OPS in 30 games ... Led the club in homers and RBI ... In 50 total games between the GCL Braves and Rookie-level Danville, set career bests in batting (.307), on-base percentage (.349), slugging percentage (.497), and OPS (.847), totaling 13 doubles, one triple, seven homers, 29 runs, and 38 RBI ... On 7/26 at the GCL Pirates, set career highs for hits (4), runs (3), and RBI (5) as he fell a triple shy of the cycle (4-for-5, double, homer) ... After hitting six homers and tallying 25 RBI over his final 26 games in the GCL from 7/1-8/4, was promoted to Danville on 8/5.

2016: Made his Braves organization debut in the Dominican Summer League, batting .230 with eight doubles, one triple, one home run, 19 runs, 12 RBIs, and three stolen bases in 33 games.

AWARDS & HONORS: GCL Braves Player of the Year (2017).

TRANSACTIONS: Signed by the Atlanta Braves as a non-drafted free agent (7/2/16).

SINGLE-GAME CAREER HIGHS

H:	4 (3x, last: 5/23/19, FLA @ DUN)
HR:	2 (6/30/18, ROM vs. KAN)
RBI:	5 (2x, last: 8/31/18, ROM @ ASH)
R:	3 (3x, last: 5/31/19, FLA vs. PMB)
SB:	1 (7x, last: 6/1/19, FLA vs. PMB)



WENDELL RIJO

INF**B/T:** Right / Right**HT/WT:** 5-11 / 175**BORN:** September 4, 1995 in La Romana, Dominican Republic**OPENING DAY AGE:** 25**PRO SEASON:** 8th**MLB DEBUT:** None**MLB SERVICE:** 0.000**ACQUIRED:** Selected by the Atlanta Braves from the New York Yankees during the Triple-A phase of the Rule 5 Draft on December 12, 2019.

CAREER HITTING STATS

YEAR	CLUB	AVG	G	AB	R	H	2B	3B	HR	RBI	BB	SO	SB	OBP	SLG
2013	GCL Red Sox (Rk)	.271	49	170	28	46	15	0	0	20	22	29	15	.368	.359
	Lowell (SS-A)	.357	3	14	1	5	1	1	0	1	0	3	0	.357	.571
2014	Greenville (A)	.254	111	409	56	104	27	6	9	46	56	103	16	.348	.416
2015	Salem (Adv-A)	.260	108	404	47	105	27	2	6	47	34	94	15	.324	.381
2016	Portland (AA)	.186	51	177	18	33	11	0	1	12	13	46	2	.245	.266
	Salem (Adv-A)	.270	11	37	9	10	2	0	0	3	6	11	2	.364	.324
	Brevard County (Adv-A)	.202	50	183	17	37	7	0	1	15	13	44	6	.259	.257
2017	Biloxi (AA)	.185	41	81	16	15	3	0	0	5	7	22	2	.275	.222
	Carolina (Adv-A)	.254	36	114	12	29	7	0	3	17	13	20	4	.363	.395
2018	Biloxi (AA)	.200	32	80	14	16	2	0	4	14	12	20	1	.304	.375
	Tampa (Adv-A)	.125	3	8	1	1	1	0	0	1	1	3	0	.333	.250
	Trenton (AA)	.217	49	175	19	38	10	1	0	12	20	29	2	.297	.286
2019	Tampa (Adv-A)	.360	9	25	1	9	3	0	0	4	4	8	0	.433	.480
	Trenton (AA)	.235	51	187	35	44	11	0	6	23	19	46	3	.309	.390
	Scranton/WB (AAA)	.270	43	137	18	37	10	0	7	17	8	35	1	.324	.496
Minor League Totals:		.240	647	2201	292	529	137	10	37	237	228	513	69	.319	.362

2020 SEASON

Did Not Play: Was not included on the Braves' 60-man player pool for 2020 and did not play.

Winter Ball: Played for Toros del Este of the Dominican Winter League (.071 in 7 games).

CAREER NOTES

2019: Combined to bat .258 (24 2B, 13 HR, 54 R, 44 RBI, 4 SB, .763 OPS) in 103 games between Advanced-A Tampa, Double-A Trenton, and Triple-A Scranton/WB of the New York Yankees organization ... Set single-season career highs in home runs (13) and slugging percentage (.438) ... Across all three levels, posted a .957 fielding percentage in 46 games at second base and .913 fielding percentage in 36 games at third base ... In just his second game of the year with Trenton on 4/7 at Erie, hit a pair of solo homers (2-for-4, 2 RBI) for his third career multi-homer game ... In 18 August games with Scranton/WB, hit .317 (6 2B, 4 HR, 9 R, 7 RBI, .971 OPS) ... Batted .167 (2-for-12, 0 XBH, 0 R, 0 RBI) in three Governors' Cup Playoff games for Scranton/WB during Semifinals series loss to Durham.

2018: Hit .209 (13 2B, 1 3B, 4 HR, 34 R, 27 RBI, 3 SB) in 84 games between Double-A Biloxi of the Milwaukee Brewers organization and Advanced-A Tampa and Double-A Trenton of the New York Yankees organization ... Played for Trenton in the Eastern League Playoffs, batting .500 (2-for-4, 1 2B) in two games.

2017: Between Biloxi and Advanced-A Carolina of the Brewers organization, hit .226 (10 2B, 3 HR, 28 R, 22 RBI, 6 SB) in 77 games.

2016: Played for Advanced-A Salem and Double-A Portland of the Boston Red Sox organization, and Advanced-A Brevard County of the Brewers organization ... Hit .202 (20 2B, 2 HR, 44 R, 30 RBI, 10 SB) in a career-high 112 games between the three teams.

2015: Spent all season with Salem, batting .260 with career highs in hits (105), doubles (27), and RBI (47) in 108 games ... Hit .357 (2 2B, 2 HR, 7 R, 9 RBI, 3 SB, 1.080 OPS) over his final seven games in September ... Set a single-game career high with five RBI on 9/3 at Lynchburg (2-for-5, 1 2B, 1 HR).

2014: With Class-A Greenville, hit .254 (27 2B, 6 3B, 9 HR, 56 R, 46 RBI, 16 SB, .764 OPS) in 111 games ... Set career highs in runs, total bases (170), doubles, triples, walks (56), stolen bases, and OPS ... His six triples were tied for 10th in the South Atlantic League ... Hit all nine of his homers off right-handed pitchers ... Batted a season-best .309 (5 2B, 2 HR, 9 R, 7 RBI, .911 OPS) in 20 games in April ... Set a single-game career high with three steals on 8/13 vs. Rome.

2013: Made his professional debut, batting .277 (16 2B, 1 3B, 29 R, 21 RBI, 15 SB) in 52 games between the GCL Red Sox and Short-A Lowell ... His 15 doubles were tied for fourth in the GCL ... Ranked eighth among all Boston minor leaguers in batting (.277) ... Hit .375 (1 2B, 2 R, 2 RBI, 1 SB) in three GCL playoff games.

MISC: Has played for Toros del Este of the Dominican Winter League for four seasons (2015-16, 2016-17, 2017-18, 2019-20), batting .202 (3 2B, 2 HR, 11 R, 15 RBI, 2 SB) in 39 total games.

TRANSACTIONS: Signed by the Boston Red Sox as a non-drafted free agent (7/6/12) ... Traded by the Red Sox along with RHP Aaron Wilkerson to the Milwaukee Brewers in exchange for INF Aaron Hill (7/7/16) ... Traded by the Brewers to the New York Yankees in exchange for C Erik Kratz (6/15/18) ... Signed by the Yankees as a minor league free agent (11/26/19) ... Selected by the Atlanta Braves from the Yankees during the Triple-A phase of the 2019 Rule 5 Draft (12/12/19).

SINGLE-GAME CAREER HIGHS

H:	4 (3x, last: 5/1/16, POR vs. REA)
HR:	2 (3x, last: 4/7/19, TRN @ ERI)
RBI:	5 (9/3/15, SAL @ LYN)
R:	3 (2x, last: 5/5/14, GVL @ AUG)
SB:	3 (8/13/14, GVL vs. ROM)



YOLMER SANCHEZ

INF

B/T: Switch / Right

HT/WT: 6-0 / 210

BORN: June 29, 1992 in Maracay, Venezuela

OPENING DAY AGE: 28

PRO SEASON: 13th

MLB DEBUT: 7/13/14 with CWS

MLB SERVICE: 5.040

ACQUIRED: Signed by the Atlanta Braves as a minor league free agent on March 31, 2021.

CAREER HITTING STATS

YEAR	CLUB	AVG	G	AB	R	H	2B	3B	HR	RBI	BB	SO	SB	OBP	SLG
2009	DSL White Sox (Rk)	.156	22	32	7	5	0	0	0	3	8	10	1	.341	.156
2010	DSL White Sox (Rk)	.269	52	156	26	42	5	2	1	18	41	26	7	.431	.346
2011	Bristol (Rk)	.250	5	16	4	4	1	0	0	3	5	2	1	.500	.313
	Kannapolis (A)	.288	63	264	44	76	10	1	1	27	15	49	7	.341	.345
2012	Winston-Salem (Adv-A)	.315	92	365	58	115	14	6	1	42	31	64	19	.374	.395
	Birmingham (AA)	.370	30	119	17	44	9	1	0	13	10	22	7	.424	.462
	Charlotte (AAA)	.256	11	39	4	10	2	0	0	1	0	6	0	.256	.308
2013	Charlotte (AAA)	.241	112	432	50	104	20	2	0	28	30	76	16	.293	.296
2014	Charlotte (AAA)	.293	110	437	60	128	19	6	7	57	36	84	16	.349	.412
	CHI WHITE SOX (MLB)	.250	28	100	6	25	5	0	0	5	3	25	1	.269	.300
2015	Charlotte (AAA)	.344	29	131	17	45	10	0	2	17	4	28	5	.368	.466
	CHI WHITE SOX (MLB)	.224	120	389	40	87	23	1	5	31	19	81	2	.268	.326
2016	Charlotte (AAA)	.255	61	235	31	60	11	2	8	29	17	55	10	.309	.421
	CHI WHITE SOX (MLB)	.208	53	154	15	32	9	1	4	21	5	42	0	.236	.357
2017	CHI WHITE SOX (MLB)	.267	141	484	63	129	19	8	12	59	37	111	8	.319	.413
2018	CHI WHITE SOX (MLB)	.242	155	600	62	145	34	10	8	55	49	138	14	.306	.372
2019	CHI WHITE SOX (MLB)	.252	149	496	59	125	20	4	2	43	45	117	5	.318	.321
2020	CHI WHITE SOX (MLB)	.313	11	16	7	5	3	0	1	1	5	5	0	.476	.688
Minor League Totals:		.284	587	2226	318	633	101	20	20	238	196	422	89	.349	.375
Major League Totals:		.245	657	2239	252	548	113	24	32	215	160	519	30	.300	.360

2020 SEASON

Transaction Report: Signed by San Francisco as a minor league free agent on 1/31 ... Began the season at the Giants Alternate Training Site in Sacramento ... Released on 8/21, signed by the Chicago White Sox as a minor league free agent on 8/28.

With the White Sox: Chicago selected his contract from their Alternate Training Site on 8/31 ... Played in 11 games from 8/31-9/24, hitting .313 with three doubles, a home run, and one RBI ... Smashed his lone homer on 9/24 at Cleveland (off Zach Plesac) ... Appeared at four different positions (DH, 2B, 3B, SS).

In the Postseason: Made his MLB Postseason debut on 9/30 in Game 2 of the AL Wild Card Series at Oakland ... Entered as a pinch runner and did not log a plate appearance.

CAREER NOTES

2019: Awarded Rawlings AL Gold Glove at second base ... Was the first White Sox player to earn a Gold Glove since RHP Jake Peavy in 2012 and the first position player since 3B Robin Ventura in 1998 ... Had the second-best fielding percentage among AL second basemen (.987) ... Led the AL in defensive runs saved with 11 (2nd in MLB) ... Batted .292 (35-for-120) vs. LHP ... Matched a Major League career-best 12-game hitting streak (8/13-24), his third such streak ... Hit .349 (22-for-63) during a 20-game on-base streak from 8/13-9/2 ... Set a Major League career-high with four hits on 9/20 at Detroit ... Walked three times in a game twice (4/19 at Detroit, 9/2 vs. Cleveland) ... Was non-tendered by the White Sox following the season.

2018: Received the White Sox' "Heart and Hustle" Award from the MLBPA ... Played in a team-best 155 games ... Led the Chicago White Sox with 600 at-bats, 145 hits and 10 triples ... His 10 triples led the AL ... Became the third White Sox player to lead the AL in triples since 2013 (Adam Eaton in 2014, 2016) ... Ranked second on the team in doubles (34) and third in extra-base hits (52), walks (49), and multi-hit games (33) ... Set a MLB career-high with two triples on 4/5 vs. Detroit ... Reached base a Major League career-best 22-straight games from 8/11-9/3 (hit .301) ... Tied a Major League career-high with four RBI on 6/26 vs. Minnesota ... Walked three times on 8/22 vs. Minnesota ... Made 139 starts at third base, eight starts at second and two starts at shortstop.

2017: Batted a Major League career-best .267 in 141 games (114 starts) with the Chicago White Sox (19 2B, 8 3B, 12 HR, 59 RBI, 37 BB) ... Finished two triples and two stolen bases shy of becoming the 10th White Sox player to have 10 doubles, triples, home runs and stolen bases in one season ... Tied his Major League career-high with a 12-game hitting streak (5/6-21), hit .400 (20-for-50) during the streak ... Hit two walk-off singles (5/13 vs. San Diego, 8/25 vs. Detroit) ... Blasted two leadoff home runs (6/6 at Tampa Bay, 9/7 vs. Cleveland) ... Connected on a go-ahead two-run homer in the eighth inning on 7/2 vs. Texas ... Smashed his sixth homer of the year on 8/21 vs. Minnesota, a new Major League career-high ... Stole two bases on 9/2 vs. Tampa Bay for the first time in the Majors.

2016: Began season with Triple-A Charlotte and totaled 61 appearances with the Knights, playing at second base (45 games), shortstop (16 games), and designated hitter (93 games) ... Opened the season with a 10-game hitting streak, batting .317 (13-for-41) ... Hit .321 (26-for-81, 24 RBI) with runners on base for Charlotte ... Also played in 53 games with the Chicago White Sox (.208, 9 2B, 1 3B, 4 HR, 21 RBI) ... Started 17 of the final 19 White Sox games, batting .258 (16-for-62) ... Hit a walk-off single in the ninth inning on 9/15 vs. Cleveland ... Smacked a go-ahead three-run home run in the eighth inning the next night on 9/16 at Kansas City (off Kelvin Herrera).

2015: Appeared in 120 games with the Chicago White Sox and made the Opening Day roster ... Finished third among AL second basemen in fielding percentage (.990), making five errors in 112 starts ... Led all AL rookies in doubles (23) ... Finished fifth among AL rookies in games (120) and eighth in hits (87) ... Batted .252 (57-for-226) after the All-Star break (compared to .184 before) ... Hit .323 (30-for-93) with five home runs and 20 RBI in July ... Recorded first Major League walk-off hit, a single in the 10th inning on 5/18 vs. Cleveland ... Blasted first Major League home run off RHP Carlos Carrasco on 7/25 at Cleveland ... Set a Major League career-high RBI with four on 8/21 at Seattle ... Also logged 29 games with Triple-A Charlotte, earning International League Player of the Week awards twice (4/13-19 and 4/29-5/5) ... Hit safely in his first 13 games with the Knights ... Tallied a professional career-high five hits on 5/1 vs. Scranton/WB ... Followed up with a new professional-high in home runs (2) and RBI (7) vs. Scranton/WB the next day on 5/2 ... Following the season, batted .348 in 11 games for Tiburones de la Guaira in the Venezuelan Winter League.

2014: Named MiLB.com White Sox Organization All-Star ... Made his MLB debut on 7/13 at Cleveland ... Appeared in 28 games (27 starts) with Chicago White Sox ... Recorded a .992 fielding percentage with one error in the Majors ... Tallied his first MLB hit on 8/22 at New York Yankees off RHP Shane Greene in a three-hit game ... Had 16 hits through 12 games, the most by a White Sox player since 1998 (Craig Wilson, 21 hits) ... Was also the first White Sox player to have a three-hit game in his second career game since Wilson in 1998 ... Led Triple-A Charlotte in stolen bases (16) and ranked second in hits (160) and total bases (180) ... Played in 38 games for Tiburones de la Guaira in the Venezuelan Winter League after the season (.265, 9 2B, 2 HR, 15 RBI).

2013: Rated by *Baseball America* as the No. 3 prospect, best hitter for average, and best defensive infielder in the White Sox system ... Appeared in 113 games (111 starts) at Triple-A Charlotte (.241, 20 2B, 2 3B, 26 RBI) ... Finished a home run shy of the cycle on 5/8 at Columbus ... Tallied six three-hit games and 27 multi-hit games ... Ranked second in runs (50) and stolen bases (16) for the Knights ... Earned Venezuelan Winter League Rookie of the Year after batting .358 (77-for-221) with 10 doubles, four triples, one homer, 31 RBI and 48 runs in 58 games with Tiburones de la Guaira.

2012: Named a MiLB.com White Sox Organization All-Star and a Carolina League Postseason All-Star ... Combined to bat .323 (25 2B, 7 3B, 1 HR, 56 RBI, 41 BB, 26 SB) between High-A Winston-Salem, Double-A Birmingham, and Triple-A Charlotte ... Played the majority of games with Winston-Salem (92) ... Finished tied for the Carolina League lead in batting average (.315) ... Reached base for a league-leading 37 consecutive games from 5/24-7/2 (hit .336 in that span) ... Recorded four hits in a game twice (6/11 vs. Potomac, 7/20 vs. Frederick) ... Promoted to Birmingham on 7/21 and Charlotte on 8/22 ... Appeared in all seven International League playoff games for the Knights, batting .174 (4-for-23, 3 R, 2 RBI, 1 SB).

2011: In his first season in the U.S., batted .286 (11 2B, 1 3B, 1 HR, 48 R, 30 RBI, 8 SB) in 68 games between Rookie-level Bristol and Class-A Kannapolis ... Recorded two separate double-digit hitting streaks (10 games, 8/10-20 and 11 games, 8/26-9/5) ... Finished with a .325 average in August (37-for-114) and a .316 average in September (6-for-19).

2010: Hit .269 in 52 games with the Dominican Summer League White Sox ... Led team in walks (41) ... Batted .389 (31-for-84) in home games.

2009: Played in 22 games with the DSL White Sox in his first professional season ... Made his professional debut on 5/30 as a 16-year-old.

AWARDS & HONORS: Carolina League Postseason All-Star (2012) ... MiLB.com Chicago White Sox Organization All-Star (2012, 2014) ... Venezuelan Winter League Rookie of the Year (2014) ... International League Player of the Week (4/19/15, 5/3/15) ... MLBPAA Chicago White Sox "Heart and Hustle" Award (2018) ... Rawlings American League Gold Glove at second base (2019).

TRANSACTIONS: Signed by the Chicago White Sox as a non-drafted free agent (5/6/09) ... Signed by the San Francisco Giants as a minor league free agent (1/31/20) ... Signed by the White Sox as a minor league free agent (8/28/20) ... Claimed off waivers from the White Sox by the Baltimore Orioles (10/30/20) ... Signed by the Atlanta Braves as a minor league free agent (3/31/21).

SINGLE-GAME CAREER HIGHS

H:	5 (5/1/15, CHA vs. SWB)
HR:	2 (5/2/15, CHA vs. SWB)
RBI:	7 (5/2/15, CHA vs. SWB)
R:	3 (13x, last: 8/14/19, CWS vs. HOU)
SB:	2 (10x, last: 9/2/17, CWS vs. TB)



EDGAR SANTANA

40-MAN ROSTER



B/T: Right / Right

HT/WT: 6-2 / 205

BORN: October 16, 1991 in Puerto Plata, Dominican Republic

OPENING DAY AGE: 29

PRO SEASON: 6th

MLB DEBUT: 6/10/17 with PIT

MLB SERVICE: 2.048

ACQUIRED: Via trade with the Pittsburgh Pirates in exchange for cash on April 9, 2021.

CAREER PITCHING STATS

YEAR	CLUB	W-L	ERA	G	GS	CG	SHO	SV	IP	H	R	ER	HR	BB	SO	BAA
2014	DSL Pirates (Rk)	1-3	3.66	13	0	0	0	2/3	19.2	27	12	8	0	3	11	.342
2015	West Virginia (SS-A)	1-0	2.70	14	0	0	0	3/3	30.0	25	9	9	1	5	32	.219
	West Virginia (A)	0-0	4.38	8	0	0	0	1/1	12.1	12	6	6	3	4	16	.255
2016	Bradenton (Adv-A)	2-0	0.81	9	0	0	0	0/0	22.1	13	2	2	0	2	20	.169
	Altoona (AA)	2-1	2.83	21	0	0	0	2/2	41.1	32	13	13	4	11	39	.216
	Indianapolis (AAA)	0-0	5.06	13	0	0	0	1/2	16.0	22	9	9	1	6	12	.328
2017	Indianapolis (AAA)	1-3	2.79	44	0	0	0	8/9	58.0	62	19	18	4	12	54	.281
	PITTSBURGH (MLB)	0-0	3.50	19	0	0	0	0/0	18.0	16	8	7	2	12	20	.239
2018	PITTSBURGH (MLB)	3-4	3.26	69	0	0	0	0/7	66.1	61	25	24	7	12	54	.240
2019	Did Not Play (Injured)															
2020	Did Not Play (Suspended)															
Minor League Totals:		7-7	2.93	122	0	0	0	17/20	199.2	193	70	65	13	43	184	.256
Major League Totals:		3-4	3.31	88	0	0	0	0/7	84.1	77	33	31	9	24	74	.240

2020 SEASON

With Pittsburgh: Suspended for 80 games by Major League Baseball on 6/28 for testing positive for a banned substance (Boldenone) ... Missed the entire season.

Winter Ball: Pitched for Gigantes del Cibao of the Dominican Winter League following the season, going 1-0 with a 3.18 ERA in six relief appearances ... Struck out five over 5.2 innings.

CAREER NOTES

2019: Did not play while recovering from "Tommy John" surgery ... Placed on the 60-day injured list on 3/28.

2018: Made 69 appearances with Pittsburgh (3-4, 3.26 ERA in 66.1 IP, .240 BAA) ... Finished third in appearances among National League rookies ... Made the most appearances by a Pirates pitcher since Arquimedes Caminero in 2015 (73) ... Posted a .214 opponent batting average vs. left-handed hitters ... Allowed one run over 17.0 innings in 10 games when pitching more than one inning (0.53 ERA) ... Logged 13 straight scoreless appearances over 12.0 innings from 4/28-5/27 (.167 BAA) ... Earned his first career MLB win on 5/16 vs. the Chicago White Sox (1.1 IP, 1 H, 0 R) ... Added his second win the next game on 5/17 vs. San Diego (0.1 IP, 0 H, 0 R) ... Held a 2.42 season ERA until allowing a three-run homer on 9/10 at St. Louis (hit by 1B Matt Adams) ... Allowed four runs on 9/21 vs. Milwaukee in his final appearance of the season ... Underwent "Tommy John" surgery on 10/4 (performed by Dr. James Andrews).

2017: Made 19 relief appearances with Pittsburgh in his first Major League season (0-0, 3.50 ERA in 18.0 IP, .239 BAA) ... Promoted to Pittsburgh on 6/10 and made his MLB debut that night vs. Miami (1.0 IP, 3 H, 1 R, 2 SO) ... Recalled on 9/10 and made nine scoreless appearances with the Pirates to finish season ... Held right-handed hitters to a .154 average ... Also went 1-3 with a 2.79 ERA and eight saves in 44 appearances with Triple-A Indianapolis ... Posted a 0.36 ERA (25.1 IP) in his first 17 appearances with the Indians (4/6-5/21) ... Made three relief appearances during the Governors' Cup Playoffs, going 0-0 with a 0.00 ERA (0 ER in 3.0 IP) and .182 BAA.

2016: Earned MiLB.com Pittsburgh Pirates Organization All-Star honors after going 4-1 with a 2.71 ERA in 43 appearances between Advanced-A Bradenton, Double-A Altoona, and Triple-A Indianapolis ... Began the season with Bradenton and allowed two earned runs over 22.1 innings (0.81 ERA) ... Earned a save in his first appearance with Altoona, throwing 2.0 scoreless innings

on 5/10 vs. Trenton ... Made seven straight scoreless appearances from 7/5-29 (12.2 IP, 6 H, 12 SO) ... Promoted to Indianapolis and made his Triple-A debut on 8/2 at Columbus (1.0 IP, 0 H, 0 ER, 1 SO) ... Held a 2.19 ERA after first 10 games with Indianapolis (3 ER in 12.1 IP) ... Played for Surprise in the Arizona Fall League (0-0, 0.00 ERA, 0 R in 13.2 IP, 3 saves) and was named to the "Rising Stars Game" and All-Prospect Team ... Ranked as Pittsburgh's No. 29 prospect following the season by MLB.com.

2015: Totaled 22 appearances between the Pirates' Short-A and Class-A levels (1-0, 3.19 ERA, 4 saves) ... Pitched once for West Virginia during the South Atlantic League Playoffs, tossing 1.2 hitless innings.

2014: Made his professional debut with the Dominican Summer League Pirates, going 1-3 with a 3.66 ERA and two saves in 13 games.

AWARDS & HONORS: MiLB.com Pittsburgh Pirates Organization All-Star (2016) ... Arizona Fall League Rising Stars Game (2016) ... Arizona Fall League All-Prospect Team (2016).

TRANSACTIONS: Signed by the Pittsburgh Pirates as a non-drafted free agent (10/12/13) ... Traded by the Pirates to the Atlanta Braves for cash (4/9/21).

SINGLE-GAME CAREER HIGHS

IP:	4.0 (4/17/16, BRD vs. LAK)
SO:	5 (2x, last: 7/23/15, WV vs. BRK)
BB:	2 (10x, last: 8/3/18, PIT vs. STL)
H:	7 (8/14/14, DSL PIR @ DSL ANG)
ER:	5 (3x, last: 8/30/16, IND vs. TOL)



GARRISON SCHWARTZ

OF

B/T: Left / Left

HT/WT: 6-1 / 210

BORN: January 22, 1996 in Chandler, AZ

OPENING DAY AGE: 25

PRO SEASON: 4th

MLB DEBUT: None

MLB SERVICE: 0.000

ACQUIRED: Selected by the Braves in the 16th round of the 2017 June draft out of Grand Canyon University (Phoenix, AZ).

CAREER HITTING STATS

YEAR	CLUB	AVG	G	AB	R	H	2B	3B	HR	RBI	BB	SO	SB	OBP	SLG
2017	Danville (Rk)	.281	31	96	24	27	9	0	5	15	19	24	1	.398	.531
	Florida (Adv-A)	.111	3	9	1	1	0	0	0	0	1	5	1	.200	.111
2018	Rome (A)	.203	20	64	8	13	3	0	0	4	9	22	1	.320	.250
	Florida (Adv-A)	.237	97	329	28	78	19	2	4	31	36	90	7	.321	.343
2019	Mississippi (AA)	.105	15	38	5	4	0	0	0	0	7	15	1	.261	.105
	Florida (Adv-A)	.216	55	162	15	35	7	0	2	16	16	51	0	.289	.296
Minor League Totals:		.226	221	698	81	158	38	2	11	66	88	207	11	.320	.334

2020 SEASON

Did Not Play: Was not included on the Braves' 60-man player pool for 2020.

CAREER NOTES

2019: Played 70 games between Double-A Mississippi and Advanced-A Florida, batting .195 (7 2B, 2 HR, 20 R, 16 RBI) ... Opened the year with Mississippi, but hit just .105 in 15 games before being transferred to Florida on 5/2 ... Went on Florida's injured list on 5/31 with a fractured left hand and missed over six weeks ... Activated on 7/18 ... Following the season, played 10 games with Scottsdale of the Arizona Fall League (.103, 3-for-29, 3 R).

2018: Spent time with both Class-A Rome and Advanced-A Florida, posting a .237/.321/.343 split ... Set career highs in games (117), hits (91), runs (36), doubles (22), triples (2), total bases (129), RBI (35), walks (45), stolen bases (8) ... Promoted to Florida on 4/30 and hit .313 with six doubles and nine RBIs in 22 games in May ... Set a career high with four RBI on 6/14 at Bradenton (2-for-4, 2B) ... Hit all four of his home runs with the Fire Frogs after the All-Star Break.

2017: In his professional debut, set career highs in batting (.267), on-base percentage (.383), slugging percentage (.495), and OPS (.878) in 34 games between Rookie-level Danville and Advanced-A Florida ... Had 27 of his 28 hits with Danville, batting .281 with nine doubles, five homers, and 15 RBI in 31 games ... Posted his first career multi-homer game on 8/23 at Pulaski, going 2-for-4 with solo and two-run shots and three RBI ... Promoted to Florida on 8/31 and played in three games to end the season.

MISC: Played three collegiate seasons at Grand Canyon University, batting .322 with 48 doubles, six triples, 14 home runs, 126 RBI, 14 stolen bases, and a .903 OPS in 160 games ... In 2017, his junior year, was the Western Athletic Conference Player of the Year after batting .303 with 19 doubles, one triple, eight homers, 49 RBIs, and a .944 OPS in 54 games ... Was an All-WAC team selection in each of his three seasons.

TRANSACTIONS: Selected by the Atlanta Braves in the 16th round of the 2017 June draft out of Grand Canyon University (Phoenix, AZ).

SINGLE-GAME CAREER HIGHS

H:	3 (2x, last: 5/7/19, FLA @ LAK)
HR:	2 (8/23/17, DAN @ PUL)
RBI:	4 (6/14/18, FLA vs. BRD)
R:	3 (8/9/17, DAN vs. BLU)
SB:	1 (11x, last: 4/6/19, MIS @ TNS)

SCHWARTZ



BRADEN SHEWMAKE

INF

B/T: Left / Right **HT/WT:** 6-4 / 190
BORN: November 19, 1997 in Wylie, TX
OPENING DAY AGE: 23 **PRO SEASON:** 3rd
MLB DEBUT: None **MLB SERVICE:** 0.000
ACQUIRED: Selected by the Atlanta Braves in the first round (21st overall) of the 2019 June draft out of Texas A&M University (College Station, TX).

CAREER HITTING STATS

YEAR	CLUB	AVG	G	AB	R	H	2B	3B	HR	RBI	BB	SO	SB	OBP	SLG
2019	Rome (A)	.318	51	201	37	64	18	2	3	39	21	29	11	.389	.473
	Mississippi (AA)	.217	14	46	7	10	0	0	0	1	4	11	2	.288	.217
	Minor League Totals:	.300	65	247	44	74	18	2	3	40	25	40	13	.371	.425

2021 PROSPECT RANKINGS (MLB.COM)

Braves Org: #5 Top 100 List: NR

2021 PROSPECT RANKINGS (BASEBALL AMERICA)

Braves Org: #8 Top 100 List: NR

2020 SEASON

Prospecting: Entered 2020 ranked the Braves' No. 7 prospect by MLB.com and No. 9 prospect by *Baseball America* ... Also rated by *BA* as Atlanta's "Best Defensive Infielder."

Alternate Site: Was a member of Atlanta's 60-player pool for 2020, spending the entirety of the season at the Braves' Alternate Site in Gwinnett.

Prospecting (Again): Entering 2021, again named the Braves "Best Defensive Infielder" by *BA* ... Also earned Braves "Best Strike-Zone Discipline" nod.

CAREER NOTES

2019: Selected by Atlanta with the 21st overall pick of the draft, making him the Braves' highest drafted shortstop since Hall of Famer Chipper Jones in 1990 (1st overall pick) ... In his professional debut, batted .300 (18 2B, 2 3B, 3 HR, 44 R, 40 RBI, 13 SB, .796 OPS) in 65 games between Class-A Rome and Double-A Mississippi ... His .300 average ranked sixth among Braves minor leaguers with at least 60 games played ... Tallied eight multi-hit games in a nine-game span from 6/22-7/1, batting a South Atlantic League-best .500 (20-for-40, 6 2B, 1 HR, 10 R, 8 RBI, 1.250 OPS) in that stretch ... Named South Atlantic League Player of the Week on 6/30 after batting a league-best .464 (5 2B, 1 HR, 8 R, 6 RBI, 1.230 OPS) in six games from 6/24-6/30 ... Hit .320 (5 2B, 2 HR, 10 R, 18 RBI, 7 SB, .954 OPS) in 14 games with Rome in August ... Set single-game career highs for RBI (4) and stolen bases (4) on 8/11 vs. Augusta, going 3-for-4 with his first career grand slam in an 11-0 win ... From 6/20-8/15, ranked among SAL top 10 in doubles (1st, 18), hits (T-1st, 64), batting (3rd, .318), runs (3rd, 37), RBI (3rd, 39), extra-base hits (T-4th, 23), total bases (5th, 95), OPS (6th, .862), slugging percentage (7th, .473), on-base percentage (10th, .389), and stolen bases (T-10th, 11) ... Promoted to Mississippi on 8/16 after just 51 games with Rome, skipping Advanced-A Florida ... His promotion made him the first 2019 draft pick to reach the Double-A level for any team ... Went 1-for-4 in his M-Braves debut on 8/16 vs. Birmingham, hit .217 in 14 games overall ... Finished the season ranked by MLB.com as Atlanta's No. 9 prospect.

Aggies in 2019 and batted .313 (14 2B, 4 3B, 6 HR, 45 R, 47 RBI, 9 SB, .848 OPS) ... Was a four-year letter-winner at Wylie East High School ... Batted .495 with 28 RBI as a senior in 2016 to earn District 10-5A Most Valuable Player honors ... Also played football (was All-District 10-5A First Team quarterback as a senior) and basketball (was All-District 10-5A First Team forward as a junior).

AWARDS & HONORS: South Atlantic League Player of the Week (6/30/19).

TRANSACTIONS: Selected by the Atlanta Braves in the first round (21st overall) in the 2019 June draft out of Texas A&M (College Station, TX).

MISC: Played three seasons at Texas A&M, batting .323 (40 2B, 10 3B, 22 HR, 135 R, 161 RBI, 32 SB, .487 SLG, .868 OPS) in 188 games from 2017-19 ... Missed just one game in his collegiate career and started the rest ... Earned National Freshman of the Year and SEC Freshman of the Year honors in 2017 (.328, 18 2B, 2 3B, 11 HR, 47 R, 69 RBI, .903 OPS in 64 games) ... Was a two-time All-SEC selection (2017, 2018) and was named an All-American and Freshman All-American in 2017 ... Was on the midseason watch list for the Golden Spikes Award (Top Collegiate Player) in 2019 ... Started all 63 games for the

SINGLE-GAME CAREER HIGHS

H: 3 (6x, last: 8/11/19, ROM vs. AUG)
HR: 1 (3x, last: 8/11/19, ROM vs. AUG)
RBI: 4 (8/11/19, ROM vs. AUG)
R: 4 (6/24/19, ROM vs. CSC)
SB: 4 (8/11/19, ROM vs. AUG)



TRAVIS SNIDER

OF

B/T: Left / Left

HT/WT: 6-0 / 230

BORN: February 2, 1988 in Kirkland, WA

OPENING DAY AGE: 33

PRO SEASON: 16th

MLB DEBUT: 8/29/08 with TOR

MLB SERVICE: 5.086

ACQUIRED: Signed by the Atlanta Braves as a minor league free agent on February 23, 2021.

CAREER HITTING STATS

YEAR	CLUB	AVG	G	AB	R	H	2B	3B	HR	RBI	BB	SO	SB	OBP	SLG
2006	Pulaski (Rk)	.325	54	194	36	63	12	1	11	41	30	47	6	.412	.567
2007	Lansing (A)	.313	118	457	72	143	35	7	16	93	49	129	3	.377	.525
2008	Dunedin (Adv-A)	.279	17	61	15	17	5	0	4	7	5	22	1	.333	.557
	New Hampshire (AA)	.262	98	362	65	95	21	0	17	67	52	116	1	.357	.461
	Syracuse (AAA)	.344	18	64	9	22	5	0	2	17	4	16	1	.386	.516
	TORONTO (MLB)	.301	24	73	9	22	6	0	2	13	5	23	0	.338	.466
2009	Las Vegas (AAA)	.337	48	175	32	59	13	1	14	40	28	47	2	.431	.663
	TORONTO (MLB)	.241	77	241	34	58	14	1	9	29	29	78	1	.328	.419
2010	GCL Blue Jays (Rk)	.286	4	14	2	4	0	0	0	1	0	1	1	.267	.286
	Dunedin (Adv-A)	.000	1	4	0	0	0	0	0	0	0	2	0	.000	.000
	New Hampshire (AA)	.296	20	81	14	24	5	0	5	17	2	21	3	.306	.543
	TORONTO (MLB)	.255	82	298	36	76	20	0	14	32	21	79	6	.304	.463
2011	Las Vegas (AAA)	.327	61	248	47	81	22	2	4	42	25	44	12	.394	.480
	TORONTO (MLB)	.225	49	187	23	42	14	0	3	30	11	56	9	.269	.348
2012	Dunedin (Adv-A)	.227	5	22	3	5	1	0	0	1	1	5	2	.261	.273
	Las Vegas (AAA)	.335	56	209	49	70	16	0	13	56	34	42	2	.423	.598
	TORONTO (MLB)	.250	10	36	6	9	2	0	3	8	3	14	0	.300	.556
	PITTSBURGH (MLB)	.250	50	128	17	32	5	1	1	9	14	34	2	.324	.328
2013	Altoona (AA)	.333	2	6	1	2	0	0	0	0	0	0	0	.333	.333
	Indianapolis (AAA)	.344	8	32	4	11	1	0	0	5	5	8	1	.421	.375
	PITTSBURGH (MLB)	.215	111	261	28	56	12	2	5	25	24	75	2	.281	.333
2014	PITTSBURGH (MLB)	.264	140	322	37	85	15	1	13	38	34	67	1	.338	.438
2015	Indianapolis (AAA)	.314	10	35	5	11	1	0	1	4	4	3	0	.375	.429
	PITTSBURGH (MLB)	.192	18	26	1	5	3	0	1	8	3	10	0	.276	.423
	BALTIMORE (MLB)	.237	69	211	23	50	9	2	3	20	23	56	1	.318	.341
2016	Omaha (AAA)	.245	84	277	36	68	16	2	3	29	39	63	0	.340	.350
2017	Round Rock (AAA)	.293	100	361	50	106	24	0	9	44	49	91	2	.375	.435
	Las Vegas (AAA)	.308	17	65	9	20	2	1	1	8	7	15	0	.375	.415
2018	Long Island (IND)	.290	94	352	63	102	20	1	13	71	47	84	4	.374	.463
2019	Reno (AAA)	.294	93	310	45	91	22	4	11	41	56	84	3	.402	.497
Minor League Totals:		.300	814	2977	494	892	201	18	111	513	390	756	40	.380	.491
Major League Totals:		.244	630	1783	214	435	100	7	54	212	167	492	22	.311	.399

2020 SEASON

Did Not Play: Despite being invited to Spring Training with the Arizona Diamondbacks on 1/9 and joining the Miami Marlins' Alternate Site in Jupiter, FL on 7/24, did not play a Major League game all season.

Transaction Report: Released by Arizona on 5/22 ... Signed by Miami on 7/24 ... Released by the Marlins on 8/27 ... Signed by the Atlanta Braves as a minor league free agent on 2/23/21.

CAREER NOTES

2019: Rejoined affiliated baseball on a minor league deal with Arizona and played 93 games with Triple-A Reno, batting .294 with 37 extra-base hits, 41 RBI, and an .899 OPS ... Logged the ninth double-digit homer season of his affiliated career (11 HR) ... Posted a .979 fielding percentage and two outfield assists in 81 games in the outfield (55 in RF, 36 in LF) ... Also played five games at first base and pitched once (1.0 IP, 3 H, 3 R, 1 ER, 1 HR, 1 HB, 0 BB, 0 SO) ... Had a strong first half, batting .307 with seven homers, 29 RBI, and a .907 OPS in 77 games.

2018: Spent the entire year in the independent Atlantic League with Long Island, batting .290 with 20 doubles, 13 homers, and 71 RBI in 94 games.

2017: Between Round Rock (Texas Rangers) and Las Vegas (New York Mets), combined to bat .296 with 26 doubles, one triple, 10 homers, 52 RBI, and two stolen bases in 117 Triple-A games ... Hit .429 (36-for-84, 7 XBH) in 23 games in June ... Tied his career high with five hits on 6/7 at Colorado Springs (5-for-6, 2 2B, 2 R, 1 RBI).

2016: Spent the entire year with Triple-A Omaha (Kansas City Royals), batting .245 with 21 extra-base hits and 29

RBI in 84 games ... Was his first year not playing in the Majors since 2007 ... Pitched twice in relief for Omaha, going 0-0 with a 3.00 ERA (1 ER in 3.0 IP) and one strikeout ... Released on 7/31.

2015: Combined to bat .232 with 12 doubles, two triples, four homers, 28 RBI, and one steal in 87 MLB games between Baltimore and Pittsburgh ... Was the Orioles' Opening Day starter in right field on 4/6 at Tampa Bay ... Released by Baltimore on 8/15 and signed with Pittsburgh on 8/19 ... Played 10 games with Triple-A Indianapolis before being purchased by the Pirates on 9/1 ... Notched his first MLB Postseason hit, a pinch-hit single (1-for-1) in the National League Wild Card Game vs. the Chicago Cubs.

2014: Set MLB career-bests for games (140), at-bats (322), runs (37), hits (85), RBI (38), and walks (34) with Pittsburgh ... Batted .264 with 13 homers, his second double-digit homer total in MLB (hit 14 with Toronto in 2010) ... As a pinch hitter, batted .250 (13-for-52, 2 HR, 8 RBI) ... Was tied for third in the NL in pinch walks (7) and tied for fifth in pinch hits (13) ... Made his pitching debut on 6/18 vs. Cincinnati, working 1.0 inning (1 H, 2 R, 2 ER, 2 BB, 1 SO) in an 11-4 loss ... Went 0-for-2 in the NL Wild Card Game vs. San Francisco.

2013: Eclipsed the 100-game mark for the first time in his MLB career, batting .215 with 19 extra-base hits and 25 RBI in 111 games with Pittsburgh ... Started 49 games in right field and four in left field ... Batted .205 (9-for-44, 3 HR, 7 RBI) as a pinch hitter, tying for second in the NL in pinch homers (most by a Pirate since Jeromy Burnitz also slugged 3 in 2006) ... Hit the 16th pinch grand slam in Pirates history on 5/21 vs. the Chicago Cubs ... Was on the injured list from 7/29-9/1 (left big toe discomfort) and spent a 10-game rehab assignment with Double-A Altoona and Triple-A Indianapolis ... Made his MLB Postseason debut, going 0-for-1 in the NL Wild Card Game vs. Cincinnati ... Did not appear in the NLDS vs. St. Louis.

2012: Combined to bat .250 with seven doubles, one triple, four homers, 17 RBI, and two stolen bases in 60 games between Toronto and Pittsburgh ... Opened the year with Triple-A Las Vegas, batting .325 with 17 doubles, 13 homers, 57 RBI, and four steals ... Recalled by the Blue Jays on 7/20 ... Traded to the Pirates on 7/31.

2011: Split time between Toronto (.225, 14 2B, 3 HR, 30 RBI, 9 SB in 49 games) and Las Vegas (.327, 22 2B, 2 3B, 4 HR, 42 RBI, career-high 12 SB in 61 games).

2010: Hit .255 with MLB career highs in doubles (20) and homers (14) in 82 games with Toronto ... Started 48 games in left field and 27 games in right field ... Placed on the injured list on 5/15 (right wrist injury) ... Played rehab assignments at three minor league affiliates before being activated and optioned to Double-A New Hampshire on 7/17 ... In 25 total MiLB games, batted .283 with five doubles, five homers, 18 RBI, and four steals ... Recalled on 7/30 ... Became the third Blue Jay in history with two doubles in one inning on 8/2 at the NY Yankees ... Posted an MLB career-best 12-game hitting streak from 9/14-30 ... Homered in three straight games from 9/28-30.

2009: Split the season between Toronto (.241, 14 2B, 1 3B, 9 HR, 29 RBI, 1 SB in 77 games) and Las Vegas (.337, 13 2B, 1 3B, 14 HR, 40 RBI, 2 SB in 48 games) ... Ranked among American League rookie leaders in walks (6th, 29), homers (T-6th), and doubles (9th) ... Notched both multi-homer games of his MLB career, on 4/13 at Minnesota (2-for-3, 2 HR, 3 RBI) and 9/15 at the NY Yankees (2-for-5, 2 HR, 3 RBI) ... Was a member of the Blue Jays' Opening Day roster for the first time in his career ... Optioned to Triple-A on 5/21 ... Named Pacific Coast League Player of the Week on 8/3 after batting .538 (14-for-26, 7 2B, 3 HR, 11 R, 15 RBI) ... Hit .448 in 15 games in August before being recalled by Toronto on 8/18 ... Prior to the season, repeated as Toronto's No. 1 prospect, "Best Power Hitter," and "Best Hitter for Average" according to *Baseball America*.

2008: Made his Major League debut with Toronto following an award-winning season in the minors ... Hit .275 with 31 doubles, 23 home runs, and 91 RBI in 133 games between Advanced-A Dunedin, Double-A New Hampshire, and Triple-A Syracuse ... Was an Eastern League Midseason and Postseason All-Star with New Hampshire, also named a Double-A All-Star by BA (.262, 21 2B, 17 HR, 67 RBI in 98 games) ... Won the Eastern League Home Run Derby ... Promoted to Syracuse on 8/7 and hit .344 in 18 games before being purchased by Toronto on 8/29 ... At 20-years, 209-days, was MLB's second-youngest player at the time behind only the LA Dodgers' Clayton Kershaw ... Was the youngest Blue Jays player since Manuel Lee (19 in 1985) ... Made his MLB debut on 8/29 at the NY Yankees and collected his first hit, a double off Carl Pavano (1-for-3) ... Blasted his first big-league homer on 9/4 vs. Minnesota (solo, off Kevin Slowey) ... Tied Toronto's rookie record for RBI on 9/5 vs. Boston (2-for-4, 1 2B, 1 HR, 5 RBI) ... Prior to the season, named Toronto's No. 1 prospect, "Best Power Hitter", and "Best Hitter for Average" by BA.

2007: Named a Midwest League Midseason and Post-season All-Star, as well as a BA Low Class-A All-Star with Lansing (.313, 35 2B, 7 3B, 16 HR, 72 R, 93 RBI, 3 SB, .902 OPS in 118 games) ... Selected as Lugnuts Team MVP ... Led the MWL in RBI, doubles, extra-base hits (58), and slugging percentage (.525) ... Earned Toronto's April minor league player of the month award (.405, 8 2B, 4 3B, 1 HR, 13 RBI, 1.064 OPS in 20 games) ... Was a two-time MWL Player of the Week (4/23-29, 5/14-20) ... Played two games during the MWL Playoffs, batting .500 (4-for-8, 2 2B, 1 HR, 1 R, 3 RBI) ... Following the season, played for Scottsdale of the Arizona Fall League and was selected to both the "Rising Stars" Game and the AFL All-Prospect Team (.316, 6 2B, 2 3B, 4 HR, 11 RBI, .944 OPS in 26 games) ... Prior to the season, was named Toronto's No. 2 prospect and "Best Power Hitter" by BA.

2006: Named Appalachian League Player of the Year, Appy League Postseason All-Star, and BA Rookie All-Star with Pulaski (.325, 12 2B, 1 3B, 11 HR, 36 R, 41 RBI, 6 SB, .979 OPS in 54 games) ... Led the Appy League in slugging (.567), ranked second in homers, and fourth in both average and on-base percentage (.412) ... Earned Appy League Player of the Week awards on 8/6 and 8/13.

MISC: Nickname is "Lunchbox" ... Committed to play at Arizona State University before signing with Toronto in 2006 ... Named the Washington Gatorade Player of the Year as a senior in 2006 after batting .500 with a school-record 11 home runs and 45 RBI for Jackson (WA) High School, leading the team to a 27-0 record and the state title.

AWARDS & HONORS: Appalachian League Player of the Week (8/6/06, 8/13/06) ... Appalachian League Player of the Year (2006) ... Appalachian League Postseason All-Star (2006) ... *Baseball America* Rookie All-Star (2006) ... Midwest League Player of the Week (4/30/07, 5/21/07) ... Midwest League Midseason All-Star (2007) ... Midwest League Postseason All-Star (2007) ... Class-A Lansing Most Valuable Player (2007) ... *Baseball America* Minor League All-Star and Low Class-A All-Star (2007) ... Arizona Fall League "Rising Stars" Game (2007) ... Arizona Fall League All-Prospect Team (2007) ... Eastern League Mid-season All-Star (2008) ... Eastern League Home Run Derby Champion (2008) ... Eastern League Postseason All-Star (2008) ... *Baseball America* Double-A All-Star (2008) ... Pacific Coast League Player of the Week (8/3/09).

TRANSACTIONS: Selected by the Toronto Blue Jays in the first round (14th overall) of the 2006 June draft out of Henry M. Jackson High School (Mill Creek, WA) ... Traded by the Blue Jays to the Pittsburgh Pirates in exchange for LHP Brad Lincoln (7/31/12) ... Traded by the Pirates to the Baltimore Orioles in exchange for LHP Steven Brault and LHP Stephen Tarpley (1/27/12) ... Signed by the Pittsburgh Pirates as a minor league free agent (8/20/15) ... Signed by the Kansas City Royals as a minor league free agent (2/3/16) ... Signed by the Texas Rangers as a minor league free agent (1/6/17) ... Traded by the Rangers to the New York Mets in exchange for cash considerations (8/15/17) ... Signed by the Arizona Diamondbacks as a minor league free agent (1/9/19) ... Re-signed by the Diamondbacks as a minor league free agent (1/9/20) ... Signed by the Miami Marlins as a minor league free agent (7/24/20) ... Signed by the Atlanta Braves as a minor league free agent (2/23/21).

SINGLE-GAME CAREER HIGHS

H:	5 (3x, last: 6/7/17, RR @ COS)
HR:	2 (9x, last: 4/16/19, RNO @ ABQ)
RBI:	6 (2x, last: 7/18/12, LV vs. FRE)
R:	4 (8/7/06, PUL vs. DAN)
SB:	2 (4x, last: 8/9/11, LV vs. NO)



MITCH STALLINGS

LHP**B/T:** Left / Left**HT/WT:** 6-2 / 180**BORN:** June 30, 1995 in Atlanta, GA**OPENING DAY AGE:** 25**PRO SEASON:** 3rd**MLB DEBUT:** None**MLB SERVICE:** 0.000**ACQUIRED:** Selected by the Braves in the 30th round of the 2018 June draft out of Duke University (Durham, NC).

CAREER PITCHING STATS

YEAR	CLUB	W-L	ERA	G	GS	CG	SHO	SV	IP	H	R	ER	HR	BB	SO	BAA
2018	GCL Braves (Rk)	0-0	4.50	5	2	0	0	1/1	12.0	10	7	6	0	2	15	.222
	Danville (Rk)	1-0	3.94	7	0	0	0	1/1	16.0	23	10	7	0	3	18	.333
2019	Danville (Rk)	3-5	2.25	11	9	0	0	0/0	56.0	53	22	14	0	11	69	.243
	Rome (A)	3-0	1.42	3	3	0	0	0/0	19.0	17	3	3	0	5	10	.250
Minor League Totals:		7-5	2.62	26	14	0	0	2/2	103.0	103	42	30	0	21	112	.258

2020 SEASON

Did Not Play: Was not a member of the Braves' 60-man player pool for 2020.

CAREER NOTES

2019: Led all qualified pitchers in the Braves system in ERA with a 2.04 mark in 14 games (12 starts) between Rookie-level Danville and Class-A Rome ... Named the Appalachian League Pitcher of the Year after going 3-5 with a 2.25 ERA, .243 BAA, and 1.14 WHIP in 11 games (9 starts) with Danville ... Led the Appy League in ERA, WHIP, and strikeouts (69), ranked third in innings (56.0) and BAA ... Named Danville's June Pitcher of the Month by Atlanta (1-0, 0.00 ERA, .146 BAA, 0.60 WHIP, 1 BB, 16 SO in 2 starts) ... Earned the Appy League Pitcher of the Week award for 6/24-30 following an 11-strikeout performance (win, 6.0 IP, 2 H, 0 R, 0 BB) on 6/26 at Bluefield ... Struck out 11 again on 8/2 vs. Princeton (loss, 7.0 IP, 4 H, 1 R, 1 ER, 0 BB) ... Promoted to Rome on 8/15 and won all three of his starts, including a career-best 8.0-inning start in his final game on 8/29 at Greensboro (6 H, 0 R, 2 BB, 4 SO).

2018: Made his professional debut, going 1-0 with a 4.18 ERA, .289 BAA, 1.36 WHIP, and two saves (2-for-2) in 12 games (2 starts) between the GCL Braves and Rookie-level Danville ... Both of his saves were three-inning efforts, including 7/31 vs. Princeton (3.0 IP, 0 H, 0 R, 1 BB, 4 SO) ... His two starts came in the GCL, where he went 0-0 with a 1.80 ERA, .167 BAA, and 0.80 WHIP.

MISC: In four collegiate seasons at Duke (2015-18), went 14-14 with a 4.46 ERA and 11 saves in 90 games (32 starts) ... Was the 15th pitcher in Duke history to total 200-plus career strikeouts (251) and the ninth to make 80 or more career appearances ... Earned all 11 of his saves over his first two seasons (56 relief appearances) before transitioning to the rotation as a junior in 2017 ... Named to the 2018 Athens Regional All-Tournament Team as a senior after throwing 11.1 innings, including 7.0 complete in the clinching victory against Georgia that helped the Blue Devils advance to the program's first Super Regional.

AWARDS & HONORS: Appalachian League Pitcher of the Week (6/30/19) ... Appalachian League Pitcher of the Year (2019) ... Appalachian League Postseason All-Star (2019).

TRANSACTIONS: Selected by the Atlanta Braves in the 30th round of the 2018 June draft out of Duke University (Durham, NC).

SINGLE-GAME CAREER HIGHS

IP:	8.0 (8/29/19, ROM @ GBO)
SO:	11 (2x, last: 8/2/19, DAN vs. PRN)
BB:	4 (7/1/19, DAN vs. BLU)
H:	8 (8/7/19, DAN vs. BRS)
ER:	5 (7/24/18, GCL BRA @ GCL PHI)

STALLINGS



FREDDY TARNOK

RHP

B/T: Right / Right **HT/WT:** 6-4 / 208
BORN: November 24, 1998 in Brandon, FL
OPENING DAY AGE: 22 **PRO SEASON:** 4th
MLB DEBUT: None **MLB SERVICE:** 0.000
ACQUIRED: Selected by the Braves in the third round (80th overall) of the 2017 June draft out of Riverview High School (Riverview, FL).

CAREER PITCHING STATS

YEAR	CLUB	W-L	ERA	G	GS	CG	SHO	SV	IP	H	R	ER	HR	BB	SO	BAA
2017	GCL Braves (Rk)	0-3	2.57	8	8	0	0	0/0	14.0	11	6	4	0	3	10	.208
2018	Rome (A)	5-5	3.96	27	11	0	0	0/0	77.1	70	56	34	5	41	83	.235
2019	GCL Braves (Rk)	0-1	3.38	3	3	0	0	0/0	8.0	3	3	3	1	1	9	.111
	Florida (Adv-A)	3-7	4.87	19	19	1	0	0/0	98.0	105	56	53	6	36	82	.276
Minor League Totals:		8-16	4.29	57	41	1	0	0/0	197.1	189	121	94	12	81	184	.249

2021 PROSPECT RANKINGS (MLB.COM)

Braves Org: #13 Top 100 List: NR

2021 PROSPECT RANKINGS (BASEBALL AMERICA)

Braves Org: #20 Top 100 List: NR

2020 SEASON

Prospecting: Entered the season ranked the Braves' No. 13 prospect by MLB.com and No. 15 prospect by *Baseball America*.

Did Not Play: Was not a member of the Braves' 60-man player pool for 2020.

CAREER NOTES

2019: Made a career-high 22 starts between the Gulf Coast League Braves and Advanced-A Florida, going 3-8 with a 4.75 ERA, .265 BAA, and 1.37 WHIP ... Pitched the first complete game of his career on 5/4 at Tampa, a 6.0-inning loss (6 H, 4 R, 4 ER, 3 BB, 3 SO) ... Was 1-5 with a 6.49 ERA over his first 11 starts with the Fire Frogs before suffering a right rotator cuff strain on 6/3 ... Placed on Florida's injured list on 6/4 ... Joined the GCL Braves for a rehab assignment on 7/2 and went 0-1 with a 3.38 ERA, .111 BAA, and 0.50 WHIP in three starts ... Activated on 7/17 and finished strong, going 2-2 with a 2.98 ERA over his final eight starts with the Fire Frogs ... At season's end, was ranked the Braves' No. 15 prospect by MLB.com.

2018: Played his first full season with Class-A Rome, going 5-5 with a 3.96 ERA, .235 BAA, and 1.44 WHIP in 27 games (11 starts) ... Did not allow an earned run over his first six outings of the year, totaling 11.0 innings ... Earned his first career win on 4/10 vs. Charleston (2.0 IP, 0 H, 0 R, 1 BB, 1 SO) ... Named a South Atlantic League Mid-season All-Star after posting a 3-0 record, 1.42 ERA, .174 BAA, 1.36 WHIP, and 44 strikeouts over 31.2 innings in 15 first-half relief outings ... Pitched 1.0 scoreless inning of relief for the South Division in the SAL All-Star Game on 6/19, striking out all three batters he faced ... Moved into the rotation in the second half of the season and went 1-5 with a 6.26 ERA in 11 starts ... Made his lone quality start of the year on 8/18 at Delmarva (ND, 6.0 IP, 8 H, 2 R, 1 ER, 1 BB, 2 SO).

2017: Made his professional debut with the Gulf Coast League Braves, going 0-3 with a 2.57 ERA, .208 BAA, and 1.00 WHIP in eight starts ... Did not pitch more than 2.0 innings in any of his outings.

MISC: At Riverview High School, went 12-1 with a 0.81 ERA (9 ER in 78.0 IP) in 22 games.

AWARDS & HONORS: South Atlantic League Midseason All-Star (2018).

TRANSACTIONS: Selected by the Atlanta Braves in the third round (80th overall) of the 2017 June draft out of Riverview High School (Riverview, FL).

SINGLE-GAME CAREER HIGHS

IP: 7.0 (2x, last: 8/22/19, FLA vs. TAM)
SO: 8 (2x, last: 8/22/19, FLA vs. TAM)
BB: 4 (2x, last: 8/27/19, FLA @ CHA)
H: 9 (2x, last: 8/4/19, FLA @ JUP)
ER: 8 (4/27/19, FLA @ STL)



TOUKI TOUSSAINT

40-MAN ROSTER

RHP

B/T: Right / Right

HT/WT: 6-3 / 215

BORN: June 20, 1996 in Pembroke Pines, FL

OPENING DAY AGE: 24

PRO SEASON: 8th

MLB DEBUT: 8/13/18 with ATL

MLB SERVICE: 1.065

ACQUIRED: Via trade with the Arizona Diamondbacks along with RHP Bronson Arroyo in exchange for 3B Phil Gosselin on June 20, 2015.

CAREER PITCHING STATS

YEAR	CLUB	W-L	ERA	G	GS	CG	SHO	SV	IP	H	R	ER	HR	BB	SO	BAA
2014	AZL D-backs (Rk)	1-1	4.80	7	5	0	0	0/0	15.0	14	12	8	0	12	17	.237
	Missoula (Rk)	1-3	12.51	5	5	0	0	0/0	13.2	24	22	19	5	6	15	.381
2015	Kane County (A)	2-2	3.69	7	7	0	0	0/0	39.0	31	19	16	4	15	29	.218
	Rome (A)	3-5	5.73	10	10	1	1	0/0	48.2	40	33	31	6	33	38	.229
2016	Rome (A)	4-8	3.88	27	24	0	0	0/0	132.1	105	66	57	13	71	128	.217
2017	Florida (Adv-A)	3-9	5.04	19	19	0	0	0/0	105.1	101	61	59	8	42	123	.245
	Mississippi (AA)	3-4	3.18	7	7	1	0	0/0	39.2	30	19	14	3	22	44	.207
2018	Mississippi (AA)	4-6	2.93	16	16	0	0	0/0	86.0	66	36	28	7	36	107	.208
	Gwinnett (AAA)	5-0	1.43	8	8	0	0	0/0	50.1	35	10	8	0	17	56	.193
	ATLANTA (MLB)	2-1	4.03	7	5	0	0	0/0	29.0	18	13	13	1	21	32	.182
2019	Gwinnett (AAA)	1-6	7.49	10	10	0	0	0/0	39.2	51	34	33	5	28	44	.313
	ATLANTA (MLB)	4-0	5.62	24	1	0	0	0/1	41.2	44	28	26	5	26	45	.270
2020	ATLANTA (MLB)	0-2	8.88	7	5	0	0	0/0	24.1	27	28	24	7	16	30	.276
Minor League Totals:		27-44	4.31	116	111	2	1	0/0	569.2	497	312	273	51	282	601	.232
Major League Totals:		6-3	5.97	38	11	0	0	0/1	95.0	89	69	63	13	63	107	.247

2020 SEASON

Alternate Site: Was a member of Atlanta's 60-player pool for 2020, spending the majority of the season at the Braves' Alternate Site in Gwinnett.

With Atlanta: Recalled by the Braves twice (7/23-8/24, 9/14), went 0-2 with an 8.88 ERA, .276 BAA, and 1.77 WHIP in seven games (5 starts) across two stints.

Career Night: Set MLB career highs in innings (6.2) and strikeouts (9) in his lone quality start of the year on 8/6 vs. Toronto, a no-decision (4 H, 3 ER, 1 HR, 0 BB) in the Braves' 4-3 victory.

CAREER NOTES

2019: In four stints with Atlanta (4/13-4/20, 5/3, 5/15-7/18, 9/13-10/2), went 4-0 with a 5.62 ERA, .270 BAA, and 1.68 WHIP in 24 games (1 start) ... Also spent four stints with Triple-A Gwinnett, going 1-6 with a 7.49 ERA, .313 BAA, and 1.99 WHIP in 10 starts ... In his season debut with Atlanta on 4/13 vs. the New York Mets, tossed 6.0 innings in relief (4 H, 1 R, 0 ER, 2 BB, 7 SO) for the win in an 11-7 victory ... In seven relief outings with Atlanta in May, went 1-0 with a 1.72 ERA, .151 BAA, and 0.96 WHIP ... Had a 1.17 ERA over his first 10 games out of the Braves' bullpen through 6/4 ... Held MLB right-handed hitters to a .202 average, while lefties hit .390 against him ... With the Stripers, had two scoreless starts vs. Columbus totaling 9.0 innings (5 H, 3 BB, 14 SO), but posted a 9.68 ERA vs. all other opponents ... Was on the Stripers' roster for the Governors' Cup Semifinals, but did not pitch against Columbus ... Though recalled by Atlanta on 9/13, he did not appear in a game in September.

2018: Received the 2018 Phil Niekro Award for Braves' Minor League Pitcher of the Year, going 9-6 with a 2.38 ERA, .202 BAA, 1.13 WHIP, and 163 strikeouts over 24 starts between Double-A Mississippi and Gwinnett ... Named Braves' 2018 Minor League Pitcher of the Year by MLB Pipeline.com ... His 163 strikeouts led all Braves' minor league pitchers and ranked T-8th in MiLB ... Also ranked among Braves' organization top five (min. 100.0 IP) in ERA (1st, 2.38), WHIP (1st, 1.13), SO/9.0 IP ratio (1st, 10.80), fewest hits/9.0 IP ratio (2nd, 6.7), wins (T-2nd, 9), innings (4th, 136.1), SO/BB ratio (4th, 3.08) and starts (T-4th, 24) ... Between Mississippi and Gwinnett, ranked second in MiLB in ERA from 6/1-9/3 with a 1.33 mark over 13 starts ... Began the year with Mississippi, going 4-6 with a 2.93 ERA and .208 BAA in 16 starts ... Named Mississippi's June Pitcher of the Month by Atlanta (2-1, 1.17 ERA, .182 BAA, 35 SO in 5 starts) ... Selected

to the Southern League All-Star Game and pitched for the South Division on 6/19, throwing 1.0 scoreless inning (0 H, 0 BB, 2 SO) in relief ... Batted .333 (3 2B, 4 R, 6 RBI, .357 OBP, .444 SLG, .802 OPS) in 14 games with the M-Braves ... Through 7/3, he ranked among Southern League pitching leaders in strikeouts (1st, 107), starts (T-2nd, 16), BAA (3rd, .208), SO/9.0 IP ratio (3rd, 11.20), ERA (5th, 2.93), WHIP (6th, 1.19), innings (7th, 86.0) and GO/AO ratio (7th, 1.26) ... Promoted to Gwinnett on 7/4 and went 5-0 with a 1.43 ERA and a .193 BAA in eight starts ... Had six quality starts, team went 7-1 in his outings ... His 1.43 ERA ranked second in the International League from 7/5-9/3, trailing only Kyle McGowin of Syracuse (1.20 ERA in 8 games) ... Won in his Triple-A debut on 7/5 vs. Norfolk, firing 6.2 innings (5 H, 1 R, 1 ER, 3 BB, 5 SO) in a 4-3 Stripers' victory ... Selected to the 2018 MLB All-Star Futures Game on 7/15 in Washington, DC, represented Haiti and pitched 1.0 inning (1 H, 1 ER, 0 BB, 1 SO) for the World Team ... Matched his career high with 8.0 innings (2 H, 0 R, 4 BB, 8 SO) and earned his second win on 7/25 at Lehigh Valley, leading Gwinnett's 5-0 shutout ... Named IL Pitcher of the Week for 8/20-8/26 (1-0, 0.00 ERA, .125 BAA, 8 SO in 1 start) ... Named Gwinnett's August Pitcher of the Month by Atlanta (3-0, 1.08 ERA, .205 BAA, 32 SO in 4 starts) ... Allowed one run or less in six of his eight starts with the Stripers, going 5-0 with a 0.70 ERA in those outings ... Had his contract selected by Atlanta on 8/13 and made his MLB debut in a day/night doubleheader vs. Miami (win, 6.0 IP, 2 H, 1 R, 1 ER, 1 HB, 2 BB, 4 SO in 9-1 victory) ... Returned to Gwinnett on 8/14, recalled by Atlanta on 9/1 and appeared six times in September, going 1-1 with a 4.70 ERA and .200 BAA ... In seven total games with the Braves, went 2-1 with a 4.03 ERA and .182 BAA ... Included on Atlanta's NLDS roster and pitched twice in relief, going 1-0 with a 0.00 ERA and .111 BAA ... Earned the win in Game 3 vs. the Los Angeles Dodgers at SunTrust Park, working

1.0 inning (1 H, 0 R, 2 BB, 0 SO) in the Braves' 6-5 triumph.

2017: Named Advanced-A Florida's Pitcher of the Year by Atlanta despite going 3-9 with a 5.04 ERA in 19 starts ... Went 6-13 with a 4.53 ERA in 26 starts between Florida and Mississippi ... Ranked among Braves minor league leaders with career highs in strikeouts (1st, 167), starts (T-2nd, 26) and innings pitched (3rd, 145) ... Also led the organization in losses (13) ... Threw 5.0 scoreless innings and picked up the win in his Advanced-A debut on 4/10 at Dunedin (2 H, 2 BB, 6 SO) ... Named Florida's Pitcher of the Month for July by Atlanta (1-0, 2.42 ERA, .208 BAA in 4 starts) ... Ranked fourth in the Florida State League with 123 strikeouts despite being called up to Mississippi on 7/31 ... Went 3-4 with a 3.18 ERA and .207 BAA in seven starts with Mississippi ... Tossed a 6.0-inning complete game in his Double-A debut on 7/31 at Mobile, but took the loss (4 H, 2 R, 0 ER) ... Fired 7.0 scoreless innings in a win on 8/19 vs. Pensacola (2 H, 2 BB, 9 SO) ... Named Southern League Player of the Week on 8/20 ... After the season, pitched for the Peoria Javelinas of the Arizona Fall League (1-1, 10.38 ERA in 8 relief outings) ... Selected to the AFL "Rising Stars Game."

2016: Played his first full season in the Atlanta organization with Class-A Rome and went 4-8 with a 3.88 ERA and 128 strikeouts over 27 games (24 starts) ... Ended the season in the Top 10 among Atlanta farmhands (min. 75.0 IP) in strikeouts (6th, 128), innings (9th, 132.1) and ERA (10th, 3.88) ... Allowed opponents to bat just .217 against him ... Limited opponents to a .181 average with runners in scoring position ... Tallied a career-best 11 strikeouts over just 4.0 innings on 7/21 vs. Lexington ... Did not allow more than one earned run in any of his final five starts, going 1-0 with a 1.65 ERA from 8/7-9/1 ... Made one start for Rome in the postseason (9/13 vs. Lakewood), tossing a career high-tying 8.0 innings (4 H, 0 BB, 6 SO).

2015: Acquired by the Braves in a mid-season trade with Arizona and went 3-5 with a 5.73 ERA in 10 starts for Rome after joining the organization ... Combined to post a 5-7 record and a 4.83 ERA in 17 starts on the season between Rome and Class-A Kane County in the Diamondbacks' system ... Posted the first shutout (and complete game) of his career in his second start with Rome, allowing one hit in a rain-shortened 5.0-inning win on 7/4 at Charleston ... Threw 6.0 hitless frames on 7/20 vs. Lakewood, walking four and fanning a season-high eight batters ... Limited right-handed batters to a .197 average with the R-Braves ... Allowed opponents to bat just .229 against him after the trade, the fourth-lowest BAA among Atlanta's starting farmhands.

2014: Split his first professional season between the AZL Diamondbacks and Rookie-level Missoula, combining to go 2-4 with an 8.58 ERA ... Earned the first win of his career on 7/28 at the AZL Cubs after allowing two runs (1 ER) in 3.0 innings of relief.

AWARDS & HONORS: Advanced-A Florida Pitcher of the Year (2017) ... Southern League Pitcher of the Week (8/20/17) ... Arizona Fall League Rising Stars Game (2017) ... Southern League Midseason All-Star (2018) ... MLB All-Star Futures Game World Team (2018) ... International League Pitcher of the Week (8/26/18) ... Atlanta Braves Minor League Pitcher of the Year (2018) ... MLB Pipeline.com Braves Minor League Pitcher of the Year (2018) ... MiLB.com Braves Organization All-Star (2018) ... *Baseball America* Minor League All-Star (2018).

TRANSACTIONS: Selected by the Arizona Diamondbacks in the first round (16th overall) of the 2014 June draft out of Coral Springs Cristian Academy (Coral Springs, FL) ... Traded by the Diamondbacks to the Atlanta Braves along with RHP Bronson Arroyo in exchange for 3B Phil Gosselin (6/20/15).

SINGLE-GAME CAREER HIGHS

IP:	8.0 (3x, last: 7/25/18, GWN @ LHV)
SO:	11 (3x, last: 6/30/18, MIS @ PNS)
BB:	7 (8/24/17, MIS @ CHAT)
H:	11 (4/26/19, GWN vs. TOL)
ER:	9 (7/26/15, ROM @ ASH)



RILEY UNROE

INF**B/T:** Switch / Right**HT/WT:** 5-11 / 180**BORN:** August 3, 1995 in New Orleans, LA**OPENING DAY AGE:** 25**PRO SEASON:** 8th**MLB DEBUT:** None**MLB SERVICE:** 0.000**ACQUIRED:** Selected by the Atlanta Braves from the Los Angeles Angels during the Triple-A phase of the Rule 5 Draft on December 13, 2018.

CAREER HITTING STATS

YEAR	CLUB	AVG	G	AB	R	H	2B	3B	HR	RBI	BB	SO	SB	OBP	SLG
2013	GCL Rays (Rk)	.246	46	167	34	41	7	3	1	15	33	43	7	.376	.341
2014	Princeton (Rk)	.226	61	243	32	55	11	2	3	19	29	47	7	.315	.325
2015	Bowling Green (A)	.255	116	439	45	112	13	2	4	35	51	99	13	.333	.321
2016	Charlotte (Adv-A)	.220	105	369	42	81	12	3	4	31	47	91	18	.311	.301
2017	Montgomery (AA)	.224	75	245	33	55	10	3	2	30	41	69	6	.337	.314
	Charlotte (Adv-A)	.141	20	71	8	10	3	1	1	2	7	25	3	.228	.254
2018	Salt Lake (AAA)	.263	6	19	1	5	2	0	0	1	1	5	1	.300	.368
	Mobile (AA)	.226	106	345	45	78	9	2	4	42	52	96	10	.329	.299
2019	Florida (Adv-A)	.304	38	138	25	42	9	1	3	20	20	34	4	.401	.449
	Mississippi (AA)	.285	77	270	27	77	12	2	5	37	26	61	9	.350	.400
	Gwinnett (AAA)	.171	13	41	7	7	1	0	1	3	7	11	1	.292	.268
Minor League Totals:		.240	663	2347	299	563	89	19	28	235	314	581	79	.333	.330

2020 SEASON

Did Not Play: Despite being invited to Atlanta Braves Spring Training for the first time in his career, was not on Atlanta's 60-man player pool and did not play for an affiliate in 2020.

Winter Ball: Played for Brisbane in the Australian Baseball League, hitting .176 with one double, one triple, three runs, and one stolen base in six games.

CAREER NOTES

2019: Set career highs in games (128), at-bats (449), runs (59), hits (126), total bases (181), doubles (22), home runs (9), RBI (60), batting (.281), slugging (.403), and OPS (.764) between Advanced-A Florida, Double-A Mississippi, and Triple-A Gwinnett ... Named a Florida State League Midseason All-Star after hitting .304 (9 2B, 1 3B, 3 HR, 25 R, 20 RBI, 4 SB, .851 OPS) in 38 games from 4/4-5/17, but did not play in the FSL All-Star Game (promoted to Mississippi on 5/18) ... Across two stints with Mississippi (5/18-7/18, 8/5-9/2), hit .285 (12 2B, 2 3B, 5 HR, 27 R, 37 RBI, 9 SB, .750 OPS) in 77 games ... Won Southern League Player of the Week for 8/26-9/2 after batting .407 (2 2B, 1 3B, 2 HR, 3 R, 10 RBI, 1 SB, 1.245 OPS) ... Promoted to Gwinnett on 7/19, hit .171 (1 2B, 1 HR, 7 R, 3 RBI, 1 SB) in 13 games ... Homered in his Strippers debut on 7/19 vs. Rochester (2-for-4, 1 HR, 1 RBI) ... Rejoined Gwinnett for the Governors' Cup Semifinals on 9/5, played in Game 3 at Columbus on 9/6 (0-for-4, 1 R).

2018: Between Double-A Mobile and Triple-A Salt Lake of the LA Angels organization, hit .228 (11 2B, 2 3B, 4 HR, 43 RBI, 11 SB, .630 OPS) in 112 games ... Promoted to Salt Lake on 8/13 ... Between the two levels, saw action defensively at first base (2 games), second base (48 games), third base (34 games), left field (2 games) and center field (2 games) ... Following the season, played 33 games for Brisbane of the Australian Baseball League, batting .244 (7 2B, 2 3B, 7 HR, 30 R, 20 RBI, 2 SB).

2017: Hit a combined .206 (13 2B, 4 3B, 3 HR, 41 R, 32 RBI, 9 SB) in 95 games between Advanced-A Charlotte and Double-A Montgomery of the Tampa Bay Rays organization ... Batted .339 (19-for-56, 2 2B, 2 3B, 1 HR, 8 R, 7 RBI, 3 SB) in 17 April games with Montgomery ... Assigned to Charlotte on 8/2 and hit .141 in his final 20 games.

2016: Spent the entire season with Charlotte, batting .220 (12 2B, 3 3B, 4 HR, 42 R, 31 RBI, 18 SB) in 105 games ... Set a career high with 18 steals ... Named a Florida State League Midseason All-Star (.249, 11 2B, 3 3B, 4 HR, 28 R, 22 RBI, 11 SB in 59 first-half games).

2015: Played 116 games with Class-A Bowling Green ... Batted .294 (9 2B, 2 3B, 1 HR, 25 R, 24 RBI, 10 SB) in 59 first-half games ... Hit .351 (5 2B, 9 R, 8 RBI, 4 SB) in 23 June games ... Named a MiLB.com Tampa Bay Rays Organization All-Star.

2014: Hit .226 (11 2B, 2 3B, 3 HR, 32 R, 19 RBI, 7 SB) in 61 games with Rookie-level Princeton ... Played defensively at shortstop (21 games) and second base (37 games) ... Blasted a walk-off three-run homer in his Princeton debut on 6/19 vs. Bristol.

2013: Made his professional debut with Rookie-level GCL Rays, hitting .246 (7 2B, 3 3B, 1 HR, 34 R, 15 RBI, 7 SB) in 46 games ... Was ranked the Rays' No. 15 prospect by MLB.com following the season.

MISC: Father, Tim, played pro baseball for 11 years, including five in MLB with the Milwaukee Brewers (1995-97), Anaheim Angels (1999) and Atlanta Braves (2000).

AWARDS & HONORS: MiLB.com Tampa Bay Rays Organization All-Star (2015) ... Florida State League Midseason All-Star (2016, 2019) ... Southern League Player of the Week (9/2/19).

TRANSACTIONS: Selected by the Tampa Bay Rays in the second round (60th overall) of the 2013 June draft out of Desert Ridge High School (Mesa, AZ) ... Claimed by the LA Angels from the Rays in the Rule 5 Draft (12/14/17) ... Claimed by the Atlanta Braves from the Angels in the Rule 5 Draft (12/13/18).

SINGLE-GAME CAREER HIGHS

H:	4 (2x, last: 6/6/18, MOB @ CHAT)
HR:	1 (28x, last: 8/27/19, MIS @ BLX)
RBI:	5 (6/4/16, CHA @ TAM)
R:	4 (6/28/16, CHA vs. STL)
SB	2 (2x, last: 8/30/18, MOB vs. MTG)



VICTOR VODNIK

RHP

B/T: Right / Right **HT/WT:** 6-0 / 190
BORN: October 9, 1999 in Whittier, CA
OPENING DAY AGE: 21 **PRO SEASON:** 3rd
MLB DEBUT: None **MLB SERVICE:** 0.000
ACQUIRED: Selected by the Braves in the 14th round of the 2018 June draft out of Rialto High School (Rialto, CA).

CAREER PITCHING STATS

YEAR	CLUB	W-L	ERA	G	GS	CG	SHO	SV	IP	H	R	ER	HR	BB	SO	BAA
2018	GCL Braves (Rk)	1-1	9.64	4	0	0	0	0/0	4.2	8	5	5	1	1	9	.364
2019	Rome (A)	1-3	2.94	23	3	0	0	3/4	67.1	55	27	22	1	24	69	.223
Minor League Totals:		2-4	3.38	27	3	0	0	3/4	72.0	63	32	27	2	25	78	.234

2021 PROSPECT RANKINGS (MLB.COM)

Braves Org: **#18** Top 100 List: **NR**

2021 PROSPECT RANKINGS (BASEBALL AMERICA)

Braves Org: **#19** Top 100 List: **NR**

2020 SEASON

Prospecting: Entering the season, was ranked the Braves' No. 14 prospect by *Baseball America* and No. 18 prospect by MLB.com.

Alternate Site: Added to Atlanta's 60-man player pool on 9/2 and spent the month of September at the Braves' Alternate Site in Gwinnett.

Instructional League: Participated in Atlanta's Instructional League at Coolray Field in October.

CAREER NOTES

2019: In his first full professional season, went 1-3 with a 2.94 ERA, .223 BAA, 1.17 WHIP, and three saves (3-for-4) in 23 games (3 starts) with Class-A Rome ... Struck out 69 batters over 67.1 innings for a 9.22 SO/9.0 IP ratio ... In the first three starts of his career, posted a 2.25 ERA (3 ER in 12.0 IP) ... All three of his saves were multi-inning efforts, including 5/18 vs. Columbia (4.0 IP, 3 H, 0 R, 1 BB, 2 SO), 8/1 at Hagerstown (2.0 IP, 1 H, 0 R, 0 BB, 1 SO), and 8/13 at Asheville (3.0 IP, 5 H, 4 R, 4 ER, 2 BB, 4 SO) ... In nine games (2 starts) from May through June, produced a 0.84 ERA (3 ER in 32.0 IP) ... Placed on Rome's injured list on 6/26 (blister) and missed over a month ... At season's end, was ranked the Braves' No. 30 prospect by MLB.com.

2018: Made his professional debut with the Gulf Coast League Braves, going 1-1 with a 9.64 ERA, .364 BAA, and 1.93 WHIP in four relief appearances ... Earned the first win of his career on 8/20 at the GCL Yankees East (2.0 IP, 0 H, 0 R, 1 BB, 2 SO).

MISC: Signed a commitment to Cal State Northridge out of high school, but passed to sign with the Braves.

TRANSACTIONS: Selected by the Atlanta Braves in the 14th round of the 2018 June draft out of Rialto High School (Rialto, CA).

SINGLE-GAME CAREER HIGHS

IP: 5.0 (9/2/19, ROM vs. ASH)
SO: 5 (4x, last: 9/2/19, ROM vs. ASH)
BB: 3 (4/30/19, ROM @ GBO)
H: 6 (6/24/19, ROM vs. CSC)
ER: 5 (8/23/19, ROM vs. COL)



DREW WATERS

OF**B/T:** Switch / Right**HT/WT:** 6-2 / 185**BORN:** December 30, 1998 in Atlanta, GA**OPENING DAY AGE:** 22**PRO SEASON:** 4th**MLB DEBUT:** None**MLB SERVICE:** 0.000**ACQUIRED:** Selected by the Atlanta Braves in the second round of the 2017 June draft out of Etowah High School (Woodstock, GA).

CAREER HITTING STATS

YEAR	CLUB	AVG	G	AB	R	H	2B	3B	HR	RBI	BB	SO	SB	OBP	SLG
2017	GCL Braves (Rk)	.347	14	49	13	17	3	1	2	10	7	11	2	.448	.571
	Danville (Rk)	.255	36	149	20	38	11	1	2	14	16	59	4	.331	.383
2018	Rome (A)	.303	84	337	58	102	32	6	9	36	21	72	20	.353	.513
	Florida (Adv-A)	.268	30	123	14	33	7	3	0	3	8	33	3	.316	.374
2019	Mississippi (AA)	.319	108	420	63	134	35	9	5	41	28	121	13	.366	.481
	Gwinnett (AAA)	.271	26	107	17	29	5	0	2	11	11	43	3	.336	.374
Minor League Totals:		.298	298	1185	185	353	93	20	20	115	91	339	45	.354	.461

2021 PROSPECT RANKINGS (MLB.COM)

Braves Org: #3

Top 100 List: #35

2021 PROSPECT RANKINGS (BASEBALL AMERICA)

Braves Org: #3

Top 100 List: #32

2020 SEASON

Prospecting: Entered the 2020 season ranked the Braves' No. 2 prospect by both MLB.com and *Baseball America* ... Also ranked the No. 26 prospect on MLB.com's Top 100 Prospects list ... Also rated by BA as Atlanta's "Best Hitter for Average"

Alternate Site: Was a member of Atlanta's 60-player pool for 2020, but spent the entire year at the Braves' Alternate Site in Gwinnett.

Prospecting (Again): Entering 2021, again dubbed the Braves' "Best Hitter for Average" by BA ... Named the No. 3 prospect in the Atlanta system by both MLB.com and BA, and No. 10 on MLB.com's Top 10 Outfielders list.

CAREER NOTES

2019: Named Southern League Most Valuable Player and won the SL Batting Title (.319) with Double-A Mississippi ... Selected by Atlanta as M-Braves co-Player of the Year alongside Cristian Pache ... Was Mississippi's first-ever SL MVP and, at age 20, was the youngest to win it since 19-year-old Delmon Young of Montgomery in 2005 ... His .319 average also set a Mississippi single-season record, surpassing Ozzie Albies' .315 mark in 2016 ... As of his final game with Mississippi on 8/4, led the SL in batting (.319), hits (134), total bases (202), extra-base hits (49), doubles (35), triples (9), at-bats (420), and games (108) ... In addition to being named an SL Postseason All-Star, was also selected as a SL Midseason All-Star (.338, 23 2B, 8 3B, 5 HR, 42 R, 27 RBI, 10 SB, .916 OPS in 68 first-half games) ... In the SL All-Star Game on 6/18 in Biloxi, MS, batted third and played left field for the South Division, went 1-for-3 with a solo homer off Tennessee RHP Cory Abbott ... Posted the SL's longest hitting streak (18 games from 6/4-6/26, hit .417) and second-longest on-base streak (30 games from 5/23-6/26, hit .388 with a .437 OBP) in 2019 ... Promoted to Gwinnett on 8/5, hit .271 (5 2B, 2 HR, 17 R, 11 RBI, 3 SB, .720 OPS) in 26 regular-season games and .188 (1 2B, 1 R, 1 SB, .528 OPS) in four postseason games ... Combined to bat .309 between Mississippi and Gwinnett, set or tied career highs in games (134), at-bats (527), runs (80), hits (163), total bases (242), doubles (40), triples (9), RBI (52), walks (39), batting, and OPS (.819) ... Ranked among MLB leaders in doubles (T-3rd, 40), hits (5th, 163), at-bats (6th, 527), and games (T-7th, 134) ... Played in the WBSC Premier12 2020 Olympics qualifier tournament in November, hit .111 (1 HR, 1 RBI) in eight games.

2018: Named a South Atlantic League Midseason and Postseason All-Star with Class-A Rome, also named Rome's Player of the Year by Atlanta ... Combined to bat .293 (39 2B, 9 3B, 9 HR, 72 R, 39 RBI, 23 SB, .819 OPS)

in 114 games between Rome and Advanced-A Florida ... Ranked among Braves' qualifying MiLB leaders in doubles (1st), hits (2nd, 135), stolen bases (2nd), OPS (5th), batting (6th), and slugging percentage (6th, .476) ... Selected as Rome's Player of the Month for May (.325, 9 2B, 2 3B, 5 HR, 17 RBI, 1.054 OPS in 20 games).

2017: Made his pro debut, batting .278 (14 2B, 2 3B, 4 HR, 33 R, 24 RBI, 6 SB, .791 OPS) in 50 games between the GCL Braves and Rookie-level Danville ... His .791 OPS ranked 10th among Braves farmhands (min. 175 at-bats).


MISC: Named Gatorade State Player of the year in Georgia for 2017 after batting .510 with 15 home runs during his senior season at Etowah High School ... Led the Eagles to the first Class AAAAAAA state title in school history.

AWARDS & HONORS: South Atlantic League Midseason and Postseason All-Star (2018) ... *Baseball America* Low Class-A All-Star (2018) ... Rome Braves Player of the Year (2018) ... MiLB.com Atlanta Braves Organization All-Star (2018, 2019) ... Southern League Most Valuable Player (2019) ... Southern League Batting Champion (2019) ... Southern League Midseason and Postseason All-Star (2019) ... Southern League Player of the Week (6/16/19) ... Mississippi Braves Co-Player of the Year (2019).

TRANSACTIONS: Selected by the Atlanta Braves in the second round (41st overall) of the 2017 June draft out of Etowah High School (Woodstock, GA).

SINGLE-GAME CAREER HIGHS

H:	4 (4x, last: 7/7/19, MIS vx. BLX)
HR:	1 (20x, last: 8/31/19, GWN @ DUR)
RBI:	4 (2x, last: 5/25/18, ROM @ AUG)
R:	4 (7/8/17, GCL BRA @ GCL TIG WEST)
SB	2 (3x, last: 5/10/19, MIS vs. PNS)



BRANDON WHITE

RHP**B/T:** Right / Right**HT/WT:** 6-2 / 215**BORN:** December 21, 1994 in Columbia, SC**OPENING DAY AGE:** 26**PRO SEASON:** 5th**MLB DEBUT:** None**MLB SERVICE:** 0.000**ACQUIRED:** Selected by the Atlanta Braves in the 12th round of the 2016 June draft out of Lander University (Greenwood, SC).

CAREER PITCHING STATS

YEAR	CLUB	W-L	ERA	G	GS	CG	SHO	SV	IP	H	R	ER	HR	BB	SO	BAA
2016	Danville (Rk)	2-2	2.30	15	0	0	0	7/7	15.2	11	5	4	1	5	24	.204
2017	Rome (A)	2-0	1.82	25	0	0	0	10/12	39.2	36	13	8	1	10	37	.247
	Florida (Adv-A)	0-1	4.32	11	0	0	0	0/2	16.2	15	10	8	2	7	14	.238
2018	Rome (A)	2-3	1.23	25	0	0	0	9/11	36.2	22	12	5	0	9	40	.164
	Florida (Adv-A)	1-3	7.77	16	0	0	0	2/5	22.0	30	24	19	3	15	14	.333
2019	Florida (Adv-A)	3-5	1.40	33	0	0	0	4/8	51.1	44	16	8	1	26	59	.235
	Mississippi (AA)	0-0	0.00	1	0	0	0	0/0	2.0	1	0	0	0	1	2	.143
Minor League Totals:		10-14	2.54	126	0	0	0	32/45	184.0	159	80	52	8	73	190	.233

2020 SEASON

Did Not Play: Was not a member of the Braves' 60-man player pool for 2020.

CAREER NOTES

2019: Made 34 relief appearances between Advanced-A Florida and Double-A Mississippi, going 3-5 with a 1.35 ERA, .232 BAA, 1.35 WHIP, and four saves (4-for-8) ... Led all Fire Frogs pitchers (min. 15.0 IP) in ERA ... Also led the club in games finished (26) and finished tied for second in saves (4) ... Selected as Florida's Pitcher of the Month for May by Atlanta (0-1, 1.54 ERA in 7 games) ... Named a Florida State League Midseason All-Star after going 3-2 with a 0.89 ERA, .202 BAA, 1.12 WHIP, and three saves (3-for-4) over 18 first-half games ... Pitched 1.0 scoreless, hitless inning in relief for the North Division in the FSL All-Star Game on 6/15 in Jupiter, FL ... Promoted to Mississippi for his Double-A debut on 8/3 and pitched once, throwing 2.0 scoreless innings (1 H, 1 HB, 1 BB, 2 SO) that night vs. Tennessee ... Following the season, pitched for Scottsdale of the Arizona Fall League, going 0-1 with an 8.31 ERA and one save in seven games.

2018: Split time between Class-A Rome and Advanced-A Florida for the second straight season ... Combined to go 3-6 with a 3.68 ERA, .232 BAA, 1.30 WHIP, and career-high 11 saves (11-for-16) in 41 appearances ... His 11 saves were tied for third in the Braves system ... Named Rome's Pitcher of the Month for June by Atlanta (2-0, 0.90 ERA, .121 BAA, 0.80 WHIP, 1 save in 6 games).

2017: Led the Atlanta system with 10 saves and ranked ninth among Braves relief prospects in ERA (min. 30.0 IP) with a 2.56 mark, going 2-1 with a .244 BAA and 1.21 WHIP in 36 outings between Rome and Florida ... Named a South Atlantic League Midseason All-Star with Rome after going 1-0 with a 1.67 ERA, .248 BAA, 1.18 WHIP, and eight saves (8-for-10) in 20 first-half games ... Promoted to Florida on 7/14.

2016: Made his professional debut with Rookie-level Danville, going 2-2 with a 2.30 ERA, .204 BAA, 1.02 WHIP, and seven saves (7-for-7) in 15 appearances ... In his seven saves, posted a 0.00 ERA, struck out 11 and allowed just three hits over 7.0 innings ... Began his career with nine consecutive scoreless outings totaling 8.1 innings from 6/26-7/29 ... Earned his first career save on 6/30 vs. Johnson City (1.0 IP, 1 H, 0 R, 2 HB, 0 SO) and first career win on 7/21 vs. Pulaski (1.0 IP, 1 H, 0 R, 1 BB, 2 SO) ... Made one relief appearance for Rome during the South Atlantic League Playoffs, throwing 0.1 scoreless inning.

MISC: In three seasons at Lander University, went 10-8 with a 3.12 ERA and 27 saves in 78 games (5 starts) ... Holds school records in both saves and relief appearances (73) ... Set the single-season program record for saves with 14 in 2016.

AWARDS & HONORS: South Atlantic League Midseason All-Star (2017) ... Florida State League Midseason All-Star (2019).

TRANSACTIONS: Selected by the Atlanta Braves in the 12th round of the 2016 June draft out of Lander University (Greenwood, SC).

SINGLE-GAME CAREER HIGHS

IP:	3.0 (7x, last: 8/15/19, FLA vs. BRD)
SO:	4 (8x, last: 8/10/19, FLA vs. LAK)
BB:	4 (2x, last: 6/5/19, FLA @ FTM)
H:	5 (2x, last: 9/1/18, FLA @ CHA)
ER:	4 (9/1/18, FLA @ CHA)



BROOKS WILSON

RHP

B/T: Left / Right

HT/WT: 6-2 / 205

BORN: March 15, 1996 in Lakeland, FL

OPENING DAY AGE: 25

PRO SEASON: 3rd

MLB DEBUT: None

MLB SERVICE: 0.000

ACQUIRED: Selected by the Atlanta Braves in the seventh round (202nd overall) of the 2018 June draft out of Stetson University (DeLand, FL).

CAREER PITCHING STATS

YEAR	CLUB	W-L	ERA	G	GS	CG	SHO	SV	IP	H	R	ER	HR	BB	SO	BAA
2018	Danville (Rk)	2-1	1.45	10	0	0	0	1/2	18.2	13	4	3	2	6	17	.200
	Rome (A)	1-1	1.00	7	0	0	0	0/0	9.0	7	2	1	1	3	8	.226
2019	Florida (Adv-A)	4-3	2.47	24	11	1	0	0/0	87.1	80	31	24	2	25	73	.240
Minor League Totals:		7-5	2.19	41	11	1	0	1/2	115.0	100	37	28	5	34	98	.233

2020 SEASON

Did Not Play: Was not a member of the Braves' 60-man player pool for 2020.

CAREER NOTES

2019: Spent the entire season with Advanced-A Florida, going 4-3 with a 2.47 ERA, .240 BAA, and 1.20 WHIP in 24 games (11 starts) ... Went 3-3 with a 2.60 ERA, .223 BAA, and 1.09 WHIP in his 11 starts, including his first career complete game on 8/29 at Charlotte (loss, 6.0 IP, 8 H, 4 R, 3 ER, 0 BB, 5 SO) ... In 13 relief appearances, was 1-0 with a 2.16 ERA ... Over his first nine games (1 start), posted a 0.93 ERA (2 ER in 19.1 IP) ... Struck out a career-high nine batters twice, on 7/4 at Bradenton (loss, 6.0 IP, 5 H, 4 R, 1 ER, 1 BB) and 8/13 vs. Bradenton (win, 6.1 IP, 6 H, 0 R, 1 BB) ... Threw a career-high 8.0 innings in a win on 8/6 at Daytona (6 H, 1 ER, 2 BB, 8 SO).

2018: Made his professional debut, going 3-2 with a 1.30 ERA, .208 BAA, 1.05 WHIP, and one save (1-for-2) in 17 relief appearances between Rookie-level Danville and Class-A Rome ... Earned his first career save on 7/2 vs. Bristol (3.0 IP, 1 H, 0 R, 2 BB, 4 SO) and first career win on 7/13 vs. Burlington (2.2 IP, 1 H, 0 R, 0 BB, 2 SO) ... Appeared once for Rome in the South Atlantic League Play-offs, throwing 0.2 scoreless innings.

MISC: In four years at Stetson University (2015-18), went 24-18 with a 3.16 ERA and 20 saves in 81 games (40 starts) ... After starting 40 of 49 games during his first three seasons, moved to the closer's role as a senior in 2018 and went 6-0 with a 2.08 ERA and 20 saves in 32 games ... His 20 saves were the most in a single season in school history, helping earn him the Atlantic Sun Player of the Year award ... Was also a *Baseball America* First Team All-American in 2018.

TRANSACTIONS: Selected by the Atlanta Braves in the seventh round (202nd overall) of the 2018 June draft out of Stetson University (DeLand, FL).

BRO. WILSON

SINGLE-GAME CAREER HIGHS

IP:	8.0 (8/6/19, FLA @ DBT)
SO:	9 (2x, last: 8/13/19, FLA vs. BRD)
BB:	3 (4x, last: 8/18/19, FLA @ CLR)
H:	8 (8/29/19, FLA @ CHA)
ER:	5 (7/11/19, FLA vs. CHA)



BRYSE WILSON

40-MAN ROSTER

RHP

B/T: Right / Right

HT/WT: 6-2 / 225

BORN: December 20, 1997 in Durham, NC

OPENING DAY AGE: 23

PRO SEASON: 6th

MLB DEBUT: 8/20/18 with ATL

MLB SERVICE: 0.165

ACQUIRED: Selected by the Atlanta Braves in the fourth round of the 2016 June draft out of Orange High School (Hillsborough, NC).

CAREER PITCHING STATS

YEAR	CLUB	W-L	ERA	G	GS	CG	SHO	SV	IP	H	R	ER	HR	BB	SO	BAA
2016	GCL Braves (Rk)	1-1	0.68	9	6	0	0	0/0	26.2	16	4	2	0	8	29	.172
2017	Rome (A)	10-7	2.50	26	26	1	1	0/0	137.0	105	45	38	8	37	139	.211
2018	Florida (Adv-A)	2-0	0.34	5	5	0	0	0/0	26.2	16	4	1	0	7	26	.167
	Mississippi (AA)	3-5	3.97	15	15	0	0	0/0	77.0	77	40	34	3	26	89	.258
	Gwinnett (AAA)	3-0	5.32	5	3	0	0	0/0	22.0	20	13	13	6	3	28	.238
	ATLANTA (MLB)	1-0	6.43	3	1	0	0	0/0	7.0	8	5	5	0	6	6	.308
2019	Gwinnett (AAA)	10-7	3.42	21	21	0	0	0/0	121.0	120	59	46	12	26	118	.256
	ATLANTA (MLB)	1-1	7.20	6	4	0	0	0/0	20.0	26	18	16	5	10	16	.321
2020	ATLANTA (MLB)	1-0	4.02	6	2	0	0	1/1	15.2	18	7	7	2	9	15	.286
Minor League Totals:		29-20	2.94	81	76	1	1	0/0	410.1	354	165	134	29	107	429	.230
Major League Totals:		3-1	5.91	15	7	0	0	1/1	42.2	52	30	28	7	25	37	.306

2021 PROSPECT RANKINGS (MLB.COM)

Braves Org: **NR**

Top 100 List: **NR**

2021 PROSPECT RANKINGS (BASEBALL AMERICA)

Braves Org: **#5**

Top 100 List: **NR**

2020 SEASON

Prospecting: Entered the 2020 season ranked the Braves' No. 6 prospect by both MLB.com and *Baseball America* ... Also named by *BA* as the No. 24 right-handed pitching prospect in baseball.

Alternate Site: Was a member of Atlanta's 60-player pool for 2020, spending the majority of the season at the Braves' Alternate Site in Gwinnett.

With Atlanta: Recalled by the Braves three times during the regular season (8/11-8/18, 9/6-9/16, 9/21-9/29), went 1-0 with a 4.02 ERA, .286 BAA, 1.72 WHIP, and one save (1-for-1) in six games (2 starts).

First Save: Earned the first save of his MLB career on 9/9 vs. Miami, throwing the final 4.0 innings (4 H, 1 R, 1 ER, 2 BB, 1 SO) in the Braves' historic 29-9 rout of the Marlins.

As a Starter: His final two outings were both starts, 9/22 vs. Miami (win, 5.0 IP, 3 H, 0 ER, 1 BB, 7 SO) and 9/27 vs. Boston (ND, 3.0 IP, 5 H, 1 ER, 2 BB, 2 SO) ... Combined to go 1-0 with a 1.13 ERA, .250 BAA, and 1.38 WHIP in those starts.

Dominant Postseason Debut: Added to Atlanta's NLCS roster on 10/6 and started Game 4 vs. the Los Angeles Dodgers on 10/15, out-pitched Clayton Kershaw for the win (6.0 IP, 1 H, 1 R, 1 ER, 1 HR, 1 BB, 5 SO) ... Allowed only a solo home run to Edwin Rios in the third inning as the Braves rolled to a 10-2 victory ... Became the third-youngest pitcher in MLB Postseason history to produce an outing of 6.0-plus innings while allowing one-or-zero hits and one of three Braves of any age to accomplish the feat all-time (Kevin Millwood in 1999 NLDS Game 2 vs. Houston, Tom Glavine in 1995 World Series Game 6 vs. Cleveland).

CAREER NOTES

2019: Made Atlanta's Opening Day roster for the first time in his career and went 1-1 with a 7.20 ERA in six games across seven stints ... Named Gwinnett's Pitcher of the Year by the Braves after going 10-7 with a 3.42 ERA, .256 BAA, 1.21 WHIP, and team-high 11 quality starts in 21 starts ... His 3.42 ERA led all qualifying International League pitchers, making him Gwinnett's first-ever ERA champion ... Also ranked among the league's top 10 qualifying pitchers in WHIP (1st, 1.21), wins (T-2nd, 10), BAA (3rd, .256), strikeouts (7th, 118), GO/AO ratio (8th, 1.05), and innings (9th, 121.0) ... Ranked among Braves' top 10 farmhands (min. 100.0 IP) in SO/BB ratio (1st, 4.54), wins (T-2nd, 10), WHIP (4th, 1.21), SO/9.0 IP ratio (6th, 8.8), strikeouts (7th, 118), ERA (8th, 3.42), and innings (9th, 121.0) ... His 10 wins with Gwinnett tied his MiLB single-season career high (also won 10 games with Class-A Rome in 2017) ... He and Kyle Wright (IL-leading 11 wins) became just the second Gwinnett pitching duo to win 10 games in the same season (Julio Teheran had 15 wins, Todd Redmond had 10 wins in 2011) ... Went at least 6.0 innings in 14 of his 21 starts with the Stripers, including nine of his 10 wins (posted a 1.52 ERA in those 10 outings)

... Posted a 16.1-inning scoreless streak spanning parts of four starts from 7/11-8/2 (went 3-1), the longest streak by a Stripers starter in 2019 ... Went 6-0 over his last six starts with the Stripers (all quality starts) from 7/21-8/27, leading the IL in wins, ERA (0.90), WHIP (0.95), and BAA (.214) in that span ... Became just the second pitcher in Gwinnett history to win six consecutive starts (Kaneoka Texeira went 6-0 from 7/20-8/15, 2015) ... Started Game 4 of the Governors' Cup Semifinals on 9/7 at Columbus (ND, 6.0 IP, 10 H, 3 R, 3 ER, 1 HR, 1 BB, 6 SO in 5-4 loss), his lone outing of the Playoffs ... Following the season, named by *Baseball America* as a 2019 Triple-A-All-Star.

2018: Combined to go 8-5 with a 3.44 ERA over 25 games (23 starts) between Advanced-A Florida, Double-A Mississippi, and Triple-A Gwinnett ... His 3.44 ERA ranked seventh among Braves' minor league pitchers (min. 100.0 IP) ... Also ranked among organization top five in SO/BB ratio (1st, 3.97), strikeouts (2nd, 143), BB/9.0 IP ratio (2nd, 2.6), SO/9.0 IP ratio (3rd, 10.2), WHIP (4th, 1.186) and wins (T-5th, 8) ... Began the year with Florida, going 2-0 with a 0.34 ERA and .167 BAA in

five starts from 4/10-5/2 ... Named Florida's April Pitcher of the Month by Atlanta (2-0, 0.45 ERA, .178 BAA in 4 starts) ... Did not allow a run over 13.1 innings spanning his last two starts with the Fire Frogs from 4/26-5/2 before being promoted to Mississippi on 5/8 ... Made 15 starts on his Double-A debut with Mississippi, going 3-5 with a 3.97 ERA and .258 BAA from 5/8-7/28 ... Went 1-0 with a 0.00 ERA over two starts from 7/3-7/8, earning the Southern League Pitcher of the Week award for 7/2-7/8 ... Named Mississippi's July Pitcher of the Month by Atlanta (2-0, 0.84 ERA, .177 BAA in 5 starts) ... Promoted to Gwinnett for his Triple-A debut on 8/1 and went 3-0 with a 5.32 ERA and .238 BAA in five games (3 starts) in August ... Won all three of his starts with the Stripers, going 3-0 with a 4.50 ERA, .205 BAA, and one quality start ... In his Triple-A debut on 8/4 vs. Norfolk (win, 5.1 IP, 7 H, 6 R, 6 ER, 3 HR, 1 BB, 8 SO in 10-6 victory), became the second youngest starting pitcher in Gwinnett history at the time (20 years, 7 months, 15 days), older than only Julio Teheran (20 years, 2 months, 12 days on 4/8/11 vs. Durham) ... Set a Gwinnett single-game record with a career-high 13 strikeouts on 8/15 vs. Louisville (win, 8.0 IP, 1 H, 0 R, 0 BB), faced the minimum 24 batters in a 4-3 win ... The 13 strikeouts eclipsed the previous Gwinnett record of 12, set by Charlie Morton in the fourth game in club history on 4/12/09 at Charlotte ... Named IL Pitcher of the Week for 8/13-8/19 (1-0, 0.00 ERA, 0.13 WHIP, .042 BAA in 1 start) ... Had his contract selected by Atlanta on 8/20 and made his MLB debut that night at Pittsburgh, earning the win (5.0 IP, 3 H, 0 R, 3 BB, 5 SO) in the Braves' 1-0 shutout ... Was the youngest starting pitcher (20 years, 243 days) in MLB history to win 1-0 in his debut ... Optioned back to Gwinnett on 8/21 ... Recalled by Atlanta on 9/1, where he finished 1-0 with a 6.43 ERA and .308 BAA in three games (1 start).

2017: Named by Atlanta as Class-A Rome's Pitcher of the Year after going 10-7 with a 2.50 ERA over 26 starts ... Led Braves' farmhands in starters' ERA (min. 75.0 IP) and ranked in the top 10 in wins (2nd), strikeouts (5th, 139) and innings (6th) ... Earned South Atlantic League Midseason and Postseason All-Star honors ... Named SAL Pitcher of the Week for 7/3-7/9 after tossing a 9.0-inning five-hit shutout on 7/8 vs. West Virginia.


2016: Made his professional debut with the GCL Braves, going 1-1 with a 0.67 ERA (2 ER in 26.2 IP) and a .172 BAA in nine games (6 starts).

AWARDS & HONORS: South Atlantic League Pitcher of the Week (7/9/17) ... South Atlantic League Midseason and Postseason All-Star (2017) ... Class-A Rome Pitcher of the Year (2017) ... *Baseball America* Low Class-A All-Star (2017) ... MiLB.com Braves Organization All-Star (2017) ... Southern League Pitcher of the Week (7/8/18) ... International League Pitcher of the Week (8/19/18) ... Triple-A Gwinnett Pitcher of the Year (2019) ... Gwinnett Most Outstanding Pitcher (2019) ... *Baseball America* Triple-A All-Star (2019).

TRANSACTIONS: Selected by the Atlanta Braves in the fourth round (109th overall) of the 2016 June draft out of Orange High School (Hillsborough, NC).

SINGLE-GAME CAREER HIGHS

IP:	9.0 (7/8/17, ROM vs. WV)
SO:	13 (8/15/18, GWN vs. LOU)
BB:	4 (5x, last: 8/11/20, ATL @ NYY)
H:	10 (5/25/18, MIS vs. JAX)
ER:	9 (7/11/19, GWN @ CHA)



MATT WITHROW

RHP**B/T:** Right / Right**HT/WT:** 6-5 / 235**BORN:** September 23, 1993 in Odessa, TX**OPENING DAY AGE:** 27**PRO SEASON:** 6th**MLB DEBUT:** None**MLB SERVICE:** 0.000**ACQUIRED:** Selected by the Atlanta Braves in the sixth round of the 2015 June draft out of Texas Tech University (Lubbock, TX).

CAREER PITCHING STATS

YEAR	CLUB	W-L	ERA	G	GS	CG	SHO	SV	IP	H	R	ER	HR	BB	SO	BAA
2015	Danville (Rk)	0-4	3.56	13	13	0	0	0/0	48.0	48	24	19	2	16	35	.257
2016	Carolina (Adv-A)	9-6	3.80	25	24	0	0	0/0	120.2	100	60	51	11	68	131	.225
2017	Mississippi (AA)	1-3	4.47	10	10	0	0	0/0	48.1	39	26	24	8	22	44	.220
	GCL Braves (Rk)	0-0	0.00	2	1	0	0	0/0	5.0	1	0	0	0	0	5	.077
	Florida (Adv-A)	0-1	3.08	6	4	0	0	0/0	26.1	21	9	9	1	9	21	.228
2018	Injured - Did Not Play															
2019	GCL Braves (Rk)	1-1	7.27	4	1	0	0	0/0	8.2	13	13	7	1	2	9	.325
	Florida (Adv-A)	3-3	3.29	15	9	0	0	0/0	38.1	28	15	14	1	20	42	.206
Minor League Totals:		14-18	3.78	75	62	0	0	0/0	295.1	250	147	124	24	137	287	.230

2020 SEASON

Did Not Play: Was not included on the Braves' 60-man player pool for 2020.

CAREER NOTES

2019: Went 4-4 with a 4.02 ERA, .233 BAA, and 1.34 WHIP in 19 games (10 starts) between the GCL Braves and Advanced-A Florida ... Went 3-1 with a 0.57 ERA, .140 BAA, and 0.83 WHIP in his six relief outings with the Fire Frogs, compared to 0-2 with a 5.16 ERA, .244 BAA, and 1.54 WHIP in his nine starts ... Opened the year on Double-A Mississippi's injured list from 4/2-5/1, placed on Florida's injured list from 6/30-7/31 ... Was 1-1 with a 1.86 ERA and .167 BAA in his first seven games (19.1 IP) with Florida from 5/3-6/5...allowed more than one run in just one of those outings ... During his second injured list stint, was sent to the Gulf Coast League for a rehab assignment on 7/16 and made four appearances (1 start), going 1-1 with a 7.27 ERA...earned a win on 7/26 vs. the GCL Rays (3.0 IP, 0 H, 0 R, 0 BB, 5 SO in 6-3 win) ... Activated by Florida on 8/1 and appeared in six games (2 starts) over the final month of the season, going 2-1 with a 1.29 ERA, .174 BAA, and 1.07 WHIP.

2018: Missed the entire season after being placed on the Mississippi disabled list on 4/5 with right shoulder impingement syndrome.

2017: Made 18 appearances (15 starts) between the GCL Braves, Florida, and Mississippi, going 1-4 with a 3.73 ERA, .216 BAA, and 1.15 WHIP ... Began the season in Mississippi and started all 10 games he appeared in, going 1-3 with a 4.47 ERA and .220 BAA ... Worked at least 5.0 IP in eight of those 10 starts ... Went on the injured list with a right ankle contusion on 6/6 ... Had a two-game rehab assignment in the GCL from 7/28-8/1, combined to throw 5.0 scoreless innings (1 H, 0 BB, 5 SO) ... Assigned to Florida on 8/6 and went 0-1 with a 3.08 ERA and .228 BAA over six games (4 starts) ... Started each of his final four games and went 5.0-plus innings in each, including a quality start to close the season on 9/3 at Daytona (loss, 6.0 IP, 6 H, 3 ER, 3 BB, 2 SO).

2016: Spent the entire 2016 season with Advanced-A Carolina and was named the Mudcats Pitcher of the Year by the Braves ... Led the team in wins (9) and starter's ERA (3.80) ... His 131 strikeouts were second-most in the Carolina League ... Finished the season ranking among the Braves' top 10 minor league pitchers in wins (T-3rd, 9), strikeouts (5th, 131), starter's ERA (8th,

3.80), and innings (10th, 120.2) ... Had eight quality starts in 24 total starts, including his final three starts of the season from 8/19-8/31 (2-0, 1.45 ERA in that span) ... Allowed three runs or fewer in 21 of his 25 appearances ... Struck out seven-plus batters in eight starts, including a career-high 11 on 8/31 vs. Wilmington (win, 6.0 IP, 4 H, 2 ER, 2 BB).

2015: Spent his first professional season at rookie-level Danville, going 0-4 with a 3.56 ERA, .257 BAA, and 1.33 WHIP in 13 starts.

AWARDS & HONORS: Advanced-A Carolina Pitcher of the Year (2016).

MISC: Is the brother of Chris Withrow, who went 6-0 with a 3.07 ERA and one save in 92 Major League games with the Los Angeles Dodgers (2013-14) and Atlanta Braves (2016) ... Chris pitched in Gwinnett in 2016 (0-1, 4.50 ERA, .194 BAA, 5 saves in 11 games).

TRANSACTIONS: Selected by the Atlanta Braves in the sixth round of the 2015 June draft out of Texas Tech University (Lubbock, TX).

SINGLE-GAME CAREER HIGHS

IP:	6.2 (8/26/16, CAR @ WS)
SO:	11 (8/31/16, CAR @ WIL)
BB:	6 (7/23/16, CAR @ LYN)
H:	9 (2x, last: 5/21/17, MIS @ JAX)
ER:	11 (7/23/16, CAR @ LYN)



KYLE WRIGHT

40-MAN ROSTER

RHP

B/T: Right / Right

HT/WT: 6-4 / 215

BORN: October 2, 1995 in Huntsville, AL

OPENING DAY AGE: 25

PRO SEASON: 5th

MLB DEBUT: 9/4/18 with ATL

MLB SERVICE: 1.040

ACQUIRED: Selected by the Atlanta Braves in the first round (5th overall) of the 2017 June draft out of Vanderbilt University (Nashville, TN).

CAREER PITCHING STATS

YEAR	CLUB	W-L	ERA	G	GS	CG	SHO	SV	IP	H	R	ER	HR	BB	SO	BAA
2017	GCL Braves (Rk)	0-0	1.59	3	3	0	0	0/0	5.2	3	1	1	0	2	8	.150
	Florida (Adv-A)	0-1	3.18	6	6	0	0	0/0	11.1	8	4	4	0	4	10	.205
2018	Mississippi (AA)	6-8	3.70	20	20	0	0	0/0	109.1	103	51	45	6	43	105	.249
	Gwinnett (AAA)	2-1	2.51	7	4	0	0	0/0	28.2	15	9	8	2	8	28	.152
	ATLANTA (MLB)	0-0	4.50	4	0	0	0	0/0	6.0	4	3	3	2	6	5	.182
2019	Gwinnett (AAA)	11-4	4.17	21	21	0	0	0/0	112.1	107	55	52	13	35	116	.252
	ATLANTA (MLB)	0-3	8.69	7	4	0	0	0/0	19.2	24	19	19	4	13	18	.304
2020	ATLANTA (MLB)	2-4	5.21	8	8	0	0	0/0	38.0	35	23	22	7	24	30	.243
Minor League Totals:		19-14	3.70	57	54	0	0	0/0	267.1	236	120	110	21	92	267	.237
Major League Totals:		2-7	6.22	19	12	0	0	0/0	63.2	63	45	44	13	43	53	.257

2020 SEASON

Prospecting: Entered the 2020 season ranked Atlanta's No. 4 prospect by both MLB.com and Baseball America ... Ranked No. 52 on MLB.com's Top 100 Prospects list ... Rated by BA as baseball's No. 13 right-handed pitching prospect and owner of the "Best Slider" in the Braves organization.

With Atlanta: Was a member of the Braves' Opening Day roster for the second time in his career ... Over two stints with the club (7/23-8/19, 9/8-end of season), went 2-4 with a 5.21 ERA, .243 BAA, and three quality starts in eight outings.

For Starters: Went 0-3 with a 7.20 ERA (12 ER in 15.0 IP) in his first four starts ... Optioned to the Alternate Site in Gwinnett on 8/20 ... Recalled on 9/8.

Strong Finish: Snapped an 0-7 start to his MLB career with two wins over his last three starts, going 2-0 with a 2.37 ERA (5 ER in 19.0 IP) and .164 BAA in that span ... The Braves won all three of those games after going just 2-14 in his first 16 career games.

Postseason Debut: Made two starts for the Braves in the MLB Postseason, going 1-1 with a 9.45 ERA ... Won his first playoff start in Game 3 of the NLDS at Miami (6.0 IP, 3 H, 0 R, 2 BB, 7 SO in series-clinching 7-0 win) ... Also started Game 3 of the NLCS vs. the Los Angeles Dodgers (loss, 0.2 IP, 5 H, 7 ER, 2 BB, 0 SO, 2 HR in 15-3 loss).

CAREER NOTES

2019: Made the Braves' Opening Day roster for the first time in his career ... Over six MLB stints went 0-3 with an 8.69 ERA in seven games (4 starts) ... Also made 21 starts for Triple-A Gwinnett, going 11-4 with a 4.17 ERA, .252 BAA, and 1.26 WHIP ... Had 10 quality starts, and the Stripers went 15-6 (.714) in his starts ... His career-high 11 wins led both the International League and all Braves farmhands ... The 11 wins were third-most in Gwinnett history, trailing Julio Teheran (15 wins in 2011) and Andrew Albers (12 wins in 2017) ... In addition to wins, he also ranked among IL pitching qualifiers in BAA (T-1st, .252), WHIP (2nd, 1.26), ERA (5th, 4.17), GO/AO ratio (T-5th, 1.24), and strikeouts (9th, 116) ... In addition to wins, he also ranked among the top 10 Braves minor league pitchers (min. 100.0 IP) in SO/9.0 IP ratio (5th, 9.3), SO/BB ratio (5th, 3.31), WHIP (8th, 1.26), and strikeouts (T-9th, 116) ... Produced a six-game quality start streak with the Stripers from 6/28-8/7, going 5-0 with a 2.08 ERA, .221 BAA, and 0.97 WHIP in that span ... Led the IL in wins (8) and strikeouts (86) over his final 12 starts with Gwinnett from 6/14-8/31, going 8-0 with a 2.57 ERA, 1.14 WHIP, and .230 BAA ... Named Gwinnett's Pitcher of the Month for August by Atlanta (2-0, 3.10 ERA, 1.38 WHIP, .257 BAA, 35 SO in 5 starts) ... In 13 road starts for Gwinnett, went 8-1 with a 3.44 ERA, .255 BAA, and 1.19 WHIP ... Went 11-2 with a 3.11 ERA in 17 night starts for the Stripers, as opposed to 0-2 with an 11.57 ERA in four day starts ... Logged at least 6.0 innings in 11 of his 21 starts with the Stripers, going 9-0 with a 2.60 ERA in those outings ... Started and won Game 3 of the Governors' Cup Semifinals on 9/6 at Columbus, his only outing of the Playoffs (6.0 IP, 6 H, 3 R, 2 ER, 1 HR, 1 BB, 6 SO in 10-6 win).

2018: Combined to go 8-9 with a 3.46 ERA and .230 BAA in 27 games (24 starts) between Double-A Mississippi and Gwinnett ... His 3.46 ERA ranked eighth among Braves' minor league pitchers (min. 100.0 IP) ... Also ranked in the Braves organization top five in innings (3rd, 138.0), fewest hits/9.0 IP ratio (3rd, 7.7), strikeouts (T-4th, 133), starts (T-4th, 24) and wins (T-5th, 8) ... Went 3-1 with a 2.50 ERA in six second-half starts for Mississippi, including 2-1 with a 2.33 ERA over four starts in July ... Selected to the 2018 MLB All-Star Futures Game on 7/15 in Washington, DC, pitched 1.0 perfect inning and earned a hold for the USA Team ... Threw a career-high 8.0 innings (4 H, 1 R, 1 ER, 1 HR, 2 BB, 4 SO) in his last outing for Mississippi on 7/25 vs. Mobile, a 1-0 loss ... As of 7/30, ranked among Southern League leaders in GO/AO ratio (2nd, 1.53), starts (T-3rd, 20), innings (T-6th, 109.1) and strikeouts (10th, 105) ... Promoted to Gwinnett on 7/30 ... His 2.51 ERA with the Stripers from 8/1-9/3 ranked 10th in the International League ... Pitched 5.2 no-hit innings (2 R, 2 ER, 1 HB, 4 BB, 5 SO) in his Triple-A debut on 8/3 vs. Norfolk, earning the win as the Stripers prevailed 5-4 ... Made four starts for Gwinnett from 8/3-8/19, going 2-1 with a 2.81 ERA, .146 BAA, and two quality starts ... Moved to the Stripers' bullpen in late August and notched three scoreless outings from 8/25-8/31 ... Had his contract selected by Atlanta on 9/1 and pitched four times in relief on his MLB debut, going 0-0 with a 4.50 ERA and .182 BAA ... Became the first player from the 2017 draft class to reach the majors, and the first Braves player to reach the majors the year after he was drafted since Alex Wood in 2013.

WRIGHT

2017: Made his professional debut, going 0-1 with a 2.65 ERA in nine starts between the GCL Braves and Advanced-A Florida ... Held opposing batters to a .186 average and no homers across both levels ... Debuted on 7/17 at GCL Yankees West (1.2 IP, 1 H, 1 R, 1 ER, 3 SO) ... Made four consecutive scoreless starts (2.0 IP in each, 2 in GCL, 2 at Advanced-A) from 7/22-8/6, allowing a combined three hits while striking out seven ... Had a 0.90 ERA in five road starts ... Three of his five earned runs came in one outing on 8/27 at Daytona (1.1 IP, 3 H, 3 R, 3 ER, 2 BB, 2 SO).

MISC: At Vanderbilt, went 19-11 with a 2.78 ERA in 61 games (35 starts) over three seasons ... Was the No. 2 starter on the 2015 Commodores team that finished NCAA runners-up in his freshman year ... Went 6-1 with a 1.23 ERA and four saves in 29 games (3 starts) as a freshman ... Converted to full-time starter for sophomore season and made 16 starts in each of his final two years at Vandy ... Struck out 227 batters in 196.0 innings over 32 starts during his sophomore and junior seasons ... Named first team All-SEC by the league's coaches and Second Team All-America by *Baseball America* for 2017 (5-6, 3.40 ERA in 16 starts) ... Became the highest drafted pitcher out of Vanderbilt since the Tampa Bay Devil Rays selected LHP David Price No. 1 overall in 2007.

AWARDS & HONORS: MLB All-Star Futures Game (2018).

TRANSACTIONS: Selected by the Atlanta Braves in the first round (5th overall) of the 2017 June draft out of Vanderbilt University (Nashville, TN).

SINGLE-GAME CAREER HIGHS

IP:	8.0 (7/25/18, MIS vs. MOB)
SO:	13 (6/26/18, MIS vs. JAX)
BB:	6 (8/14/20, ATL @ MIA)
H:	10 (8/19/19, GWN @ NOR)
ER:	8 (4/28/19, GWN vs. TOL)



2019 SEASON IN REVIEW

The Stripers clinched the third postseason berth in franchise history with a 14-8 rout of the Norfolk Tides at Coolray Field on August 28, 2019. Gwinnett went on to capture the International League South Division crown.

Photo: Matthew Caldwell

2019 INTERNATIONAL LEAGUE FINAL STANDINGS & OVERVIEW

NORTH DIVISION	W-L	PCT.	GB	HOME	AWAY	RUN DIF.
#Scranton/WB RailRiders (NYY)	76-65	.539	--	45-26	31-39	+54
Syracuse Mets (NYM)	75-66	.532	1.0	42-28	33-38	+59
Buffalo Bisons (TOR)	71-69	.507	4.5	36-34	35-35	-50
Rochester Red Wings (MIN)	70-70	.500	5.5	38-32	32-38	+71
Lehigh Valley IronPigs (PHI)	66-74	.471	9.5	34-36	32-38	-88
Pawtucket Red Sox (BOS)	59-81	.421	16.5	25-45	34-36	-54
SOUTH DIVISION	W-L	PCT.	GB	HOME	AWAY	RUN DIF.
#Gwinnett Stripers (ATL)	80-59	.576	--	41-28	39-31	+140
&Durham Bulls (TB)	75-64	.540	5.0	36-34	39-30	+40
Charlotte Knights (CHW)	75-64	.540	5.0	42-28	33-36	+17
Norfolk Tides (BAL)	60-79	.432	20.0	33-36	27-43	-100
WEST DIVISION	W-L	PCT.	GB	HOME	AWAY	RUN DIF.
#Columbus Clippers (CLE)	81-59	.579	--	35-35	46-24	+60
Indianapolis Indians (PIT)	66-74	.471	15.0	32-38	34-36	-79
Toledo Mud Hens (DET)	66-74	.471	15.0	32-38	34-36	+21
Louisville Bats (CIN)	59-81	.421	22.0	31-39	28-42	-91

#Division Winner; &Wild Card Winner

2019 GOVERNORS' CUP PLAYOFF RESULTS

SEMIFINALS (Best of 5)

Game 1: Columbus 5, Gwinnett 4
 Game 2: Columbus 7, Gwinnett 3
 Game 3: Gwinnett 10, Columbus 6
 Game 4: Columbus 5, Gwinnett 4
COLUMBUS WINS SERIES, 3-1

SEMIFINALS (Best of 5)

Game 1: Durham 9, Scranton/WB 3
 Game 2: Durham 4, Scranton/WB 2
 Game 3: Durham 17, Scranton/WB 2

DURHAM WINS SERIES, 3-0

GOVERNORS' CUP CHAMPIONSHIP (Best of 5)

Game 1: Columbus 8, Durham 3
 Game 2: Columbus 7, Durham 4
 Game 3: Columbus 6, Durham 2

COLUMBUS WINS SERIES, 3-0

TRIPLE-A NATIONAL CHAMPIONSHIP GAME

September 17 at AutoZone Park in Memphis, TN
 PCL: Sacramento 4
 IL: Columbus 0

SACRAMENTO WINS NATIONAL CHAMPIONSHIP

2019 INTERNATIONAL LEAGUE AWARD WINNERS

Most Valuable Player.....	Ryan Mountcastle, Norfolk Tides
Most Valuable Pitcher.....	Mitch Keller, Indianapolis Indians
Rookie of the Year.....	Aristides Aquino, Louisville Bats
Manager of the Year.....	Damon Berryhill, Gwinnett Stripers
Executive of the Year.....	Mike Buczkowski, Buffalo Bisons
Sports Turf Manager of the Year.....	Matt Parrott, Charlotte Knights

2019 INTERNATIONAL LEAGUE POSTSEASON ALL-STAR TEAM

Catcher.....	Eric Haase, Columbus Clippers
First Baseman.....	Ryan Mountcastle, Norfolk Tides
Second Baseman.....	Jake Elmore, Indianapolis Indians
Third Baseman.....	Kean Wong, Durham Bulls
Shortstop.....	Jake Cronenworth, Durham Bulls
Outfielders.....	Aristides Aquino, Louisville Bats
	Brandon Barnes, Columbus Clippers/Rochester Red Wings
	Adam Duvall, Gwinnett Stripers
Designated Hitter.....	Bobby Bradley, Columbus Clippers
Utility Player.....	Ryan McBroom, Scranton/WB RailRiders
Starting Pitcher.....	Mitch Keller, Indianapolis Indians
Relief Pitcher.....	Trevor Kelley, Pawtucket Red Sox

2019 REGULAR SEASON ATTENDANCE

BY TOTAL ATTENDANCE

Columbus Clippers.....	590,504
Indianapolis Indians.....	586,860
Lehigh Valley IronPigs.....	585,110
Charlotte Knights.....	581,006
Durham Bulls.....	529,105
Buffalo Bisons.....	518,741
Louisville Bats.....	485,356
Toledo Mud Hens.....	481,496
Rochester Red Wings.....	451,853
Scranton/WB RailRiders.....	414,891
Norfolk Tides.....	350,086
Pawtucket Red Sox.....	331,010
Syracuse Mets.....	327,478
Gwinnett Stripers.....	212,342

BY AVERAGE ATTENDANCE

Columbus Clippers.....	8,684
Indianapolis Indians.....	8,630
Lehigh Valley IronPigs.....	8,605
Charlotte Knights.....	8,544
Buffalo Bisons.....	7,981
Durham Bulls.....	7,668
Toledo Mud Hens.....	7,187
Louisville Bats.....	6,934
Rochester Red Wings.....	6,846
Scranton/WB RailRiders.....	6,383
Norfolk Tides.....	5,304
Pawtucket Red Sox.....	5,254
Syracuse Mets.....	4,962
Gwinnett Stripers.....	3,169

2019 INTERNATIONAL LEAGUE LEADERBOARD

BATTING AVERAGE				EARNED RUN AVERAGE			
1.	Jake Cronenworth	DUR	.334	1.	Bryse Wilson	GWN	3.42
2.	Jake Elmore	IND	.322	2.	Odrisamer Despaigne	CHA	3.47
3.	Ali Castillo	LHV	.316	3.	Teddy Stankiewicz	PAW	3.85
4.	Ryan McBroom	SWB	.315	4.	Michael Peoples	COL	3.98
5.	Ryan Mountcastle	NOR	.312	5.	Kyle Wright	GWN	4.17
6.	Ryan LaMarre	GWN	.311	6.	Keegan Akin	NOR	4.73
7.	Mason Williams	NOR	.308	7.	Erasmus Ramirez	PAW	4.74
8.	Kean Wong	DUR	.307	8.	Keury Mella	LOU	5.05
9.	Daniel Johnson	COL	.306	9.	Aaron Slegers	DUR	5.05
10.	Willi Castro	TOL	.301	10.	Shao-Ching Chiang	COL	5.15
HOME RUNS				WINS			
1.	Bobby Bradley	COL	33	1.	Kyle Wright	GWN	11
2.	Adam Duvall	GWN	32	T-2.	Bryse Wilson	GWN	10
3.	Brandon Barnes	COL/ROC	30	T-2.	4 Other Players Tied		10
4.	Patrick Kivlehan	BUF	29				
5.	4 Players Tied		28				
RBI				SAVES			
1.	Brandon Barnes	COL/ROC	95	T-1.	Trevor Kelley	PAW	12
2.	Adam Duvall	GWN	93	T-1.	Hoby Milner	DUR	12
3.	Wilin Rosario	ROC	91	3.	Montana DuRapau	IND	10
4.	Danny Espinosa	SYR	84	4.	5 Players Tied		9
5.	Ryan Mountcastle	NOR	83				
STOLEN BASES				STRIKEOUTS (PITCHING)			
1.	Jacob Robson	TOL	25	1.	Keegan Akin	NOR	131
2.	Christian Colon	LOU	24	2.	Shao-Ching Chiang	COL	128
3.	Danny Woodrow	TOL	23	3.	Odrisamer Despaigne	CHA	124
4.	Anthony Alford	BUF	22	4.	Mitch Keller	IND	123
5.	Andrew Romine	LHV	21	5.	Michael Peoples	COL	122
HITS				GAMES (PITCHING)			
1.	Ryan Mountcastle	NOR	162	1.	Trevor Kelley	PAW	52
2.	Christian Colon	LOU	149	2.	Caleb Thielbar	TOL/GWN	51
3.	Willi Castro	TOL	140	3.	Hoby Milner	DUR	50
4.	Kean Wong	DUR	139	4.	Cole Sulser	DUR	49
5.	Mason Williams	NOR	136	5.	2 Players Tied		48
DOUBLES				COMPLETE GAMES			
1.	Zander Wiel	ROC	40	1.	Tim Adleman	TOL	2
2.	Christian Colon	LOU	37	2.	18 Players Tied		1
3.	Ryan Mountcastle	NOR	35				
4.	Rafael Ortega	GWN	34				
5.	3 Players Tied		31				
TRIPLES				INNINGS PITCHED			
T-1.	Willi Castro	TOL	8	1.	Michael Peoples	COL	144.2
T-1.	Ryan LaMarre	GWN	8	2.	Keury Mella	LOU	142.2
3.	Socrates Brito	BUF	7	3.	Vladimir Gutierrez	LOU	137.0
4.	4 Players Tied		6	4.	Justin Nicolino	CHA	135.1
				5.	2 Players Tied		131.0
RUNS SCORED				WALKS (PITCHING)			
1.	Ryan McBroom	SWB	87	1.	Sean Reid-Foley	BUF	65
2.	Zander Wiel	ROC	86	2.	Keegan Akin	NOR	61
T-3.	Rafael Ortega	GWN	83	3.	Shao-Ching Chiang	COL	57
T-3.	Daniel Palka	CHA	83	4.	Keury Mella	LOU	56
5.	Ryan Mountcastle	NOR	81	5.	Luis Ysla	NOR	55
ON-BASE PERCENTAGE				WHIP			
1.	Jake Cronenworth	DUR	.429	1.	Bryse Wilson	GWN	1.21
2.	Nate Lowe	DUR	.421	2.	Kyle Wright	GWN	1.26
3.	Ryan McBroom	SWB	.402	3.	Michael Peoples	COL	1.29
4.	Jake Elmore	IND	.387	4.	Erasmus Ramirez	PAW	1.34
5.	Travis Demeritte	GWN	.387	5.	Odrisamer Despaigne	CHA	1.34
SLUGGING PERCENTAGE				BATTING AVERAGE AGAINST			
1.	Adam Duvall	GWN	.602	T-1.	Keegan Akin	NOR	.252
2.	Ryan McBroom	SWB	.574	T-1.	Kyle Wright	GWN	.252
3.	Bobby Bradley	COL	.567	3.	Bryse Wilson	GWN	.256
4.	Travis Demeritte	GWN	.558	4.	Erasmus Ramirez	PAW	.259
5.	Brian O'Grady	LOU	.550	5.	Odrisamer Despaigne	CHA	.260

ADDITIONAL IL LEADERS

BATTING

Extra-Base Hits:	Xander Wiel (ROC), 69
Total Bases:	Ryan Mountcastle (NOR), 274
OPS	Ryan McBroom (SWB), .976
At-Bats:	Ryan Mountcastle (NOR), 520
Plate Appearances:	Christian Colon (LOU), 582
Games:	Christian Colon (LOU), 136
Sacrifice Bunts:	Malquin Canelo (LHV), 10
Sacrifice Flies:	Christian Colon (LOU), 12
Hit By Pitch:	Drew Maggi (ROC), 20
Strikeouts:	Travis Tajeron (SYR), 165
Walks:	Josh Ockimey (PAW), 82
Intentional Walks:	Ryan Flaherty (COL), 6
Caught Stealing:	Christian Colon (LOU), 13
Grounded Into Double Play:	2 Players Tied, 20

PITCHING

Starts:	2 Players Tied, 27
Shutouts:	5 Players Tied, 1
Holds:	Jimmy Herget (LOU), 11
Winning Percentage:	Kyle Wright (GWN), .733
Losses:	Keury Mella (LOU), 14
Hits Allowed:	Keury Mella (LOU), 160
Runs Allowed:	Justin Nicolino (CHA), 102
Home Runs Allowed:	Justin Nicolino (CHA), 36
Hit Batters:	Vladimir Gutierrez (LOU), 13
Wild Pitches:	2 Players Tied, 17
Balks:	Vladimir Gutierrez (LOU), 6
GO/AO Ratio:	Keury Mella (LOU), 1.47
Double Plays Induced:	Kolby Allard (GWN), 18
Total Batters Faced:	Keury Mella (LOU), 640

FINAL INTERNATIONAL LEAGUE TEAM STATS

OFFENSE	AVG	G	AB	R	H	2B	3B	HR	RBI	BB	SO	SB/CS	OPS
Rochester	.278	140	4780	790	1330	299	26	174	753	455	1179	75/19	.810
Scranton/WB	.277	141	4714	786	1306	296	22	212	741	496	1056	77/35	.835
Toledo	.274	140	4789	749	1314	256	39	155	709	481	1234	128/48	.788
Norfolk	.271	139	4702	702	1275	270	24	146	654	438	1042	67/38	.769
Charlotte	.270	139	4641	792	1255	268	22	208	751	560	1189	72/34	.824
Lehigh Valley	.270	140	4722	702	1273	254	28	160	665	494	1299	68/40	.781
Gwinnett	.269	139	4715	781	1269	254	25	200	740	498	1265	63/30	.809
Durham	.269	139	4653	738	1250	259	29	177	702	560	1193	78/39	.804
Louisville	.262	140	4688	650	1229	257	26	163	609	456	1200	92/55	.766
Buffalo	.261	140	4588	688	1198	243	40	156	655	481	1153	120/51	.771
Columbus	.256	140	4746	749	1217	265	32	213	723	564	1392	104/39	.801
Syracuse	.255	141	4600	721	1172	255	20	177	678	517	1338	123/49	.772
Indianapolis	.253	140	4624	616	1170	275	27	133	567	456	1198	69/41	.737
Pawtucket	.251	140	4563	646	1146	240	12	166	607	475	1186	69/46	.745
PITCHING	ERA	CG	SHO	SV	IP	H	R	ER	HR	BB	SO	WHIP	BAA
Gwinnett	4.29	0	5	35	1218.0	1195	641	580	134	449	1203	1.35	.257
Syracuse	4.51	1	8	39	1209.0	1296	662	606	160	420	1060	1.42	.274
Columbus	4.71	1	7	35	1232.2	1205	689	645	198	491	1291	1.38	.255
Pawtucket	4.71	5	3	39	1190.0	1206	700	623	177	529	1061	1.46	.265
Durham	4.74	1	10	38	1205.2	1234	698	635	190	443	1329	1.39	.263
Indianapolis	4.82	1	6	43	1213.1	1214	695	650	158	528	1244	1.44	.262
Rochester	4.91	0	2	32	1195.0	1222	719	652	161	486	1285	1.43	.264
Louisville	4.91	1	7	29	1222.1	1270	741	667	157	554	1143	1.49	.268
Buffalo	4.93	1	8	33	1196.2	1194	738	655	189	529	1196	1.44	.257
Toledo	4.94	2	10	26	1217.0	1252	728	668	168	482	1267	1.42	.265
Scranton/WB	4.94	3	6	35	1204.0	1207	732	661	178	485	1319	1.41	.260
Lehigh Valley	5.23	1	3	35	1206.0	1210	790	701	179	577	1183	1.48	.259
Charlotte	5.37	2	7	41	1197.2	1383	775	715	203	454	1148	1.53	.291
Norfolk	5.58	1	9	32	1196.0	1316	802	741	188	504	1195	1.52	.278
DEFENSE	FPCT	TC	PO	A	E	DP	TP	PB	CWP	CS	SB	ATT	CS%
Columbus	.983	4983	3698	1200	85	103	0	17	87	45	66	111	.405
Indianapolis	.983	4957	3640	1231	86	125	0	5	68	48	110	158	.304
Toledo	.982	4864	3651	1127	86	113	0	7	67	35	88	123	.285
Louisville	.982	5075	3667	1318	90	134	0	10	63	44	121	165	.267
Pawtucket	.982	4898	3570	1240	88	128	0	19	69	52	86	138	.377
Charlotte	.982	5005	3593	1321	91	136	0	21	90	39	82	121	.322
Durham	.981	4846	3617	1137	92	103	0	15	62	37	65	102	.363
Syracuse	.981	4986	3627	1263	96	136	1	15	76	44	60	104	.423
Scranton/WB	.980	4854	3612	1147	95	99	0	10	69	43	101	144	.299
Rochester	.979	4925	3585	1239	101	115	0	10	96	36	98	134	.269
Norfolk	.979	4914	3588	1223	103	109	0	10	49	40	81	121	.331
Gwinnett	.978	4998	3654	1235	109	134	1	18	62	44	48	92	.478
Lehigh Valley	.977	4948	3618	1214	116	121	0	19	86	30	114	144	.208
Buffalo	.976	4868	3590	1162	116	118	0	17	75	27	85	112	.241

GWINNETT STRIPERS 2019 FINAL STATISTICS

HITTERS	AVG	G	AB	R	H	2B	3B	HR	RBI	BB	SO	SB	OBP	SLG	OPS
Blanco, Andres	.262	118	454	78	119	23	1	19	61	57	109	2	.364	.443	.807
Camargo, Johan	.483	14	58	10	28	6	0	2	15	5	12	0	.531	.690	1.221
Demeritte, Travis	.286	96	339	68	97	28	2	20	73	51	106	4	.387	.558	.944
Duda, Lucas	.140	16	57	3	8	1	0	1	5	6	21	0	.235	.211	.446
Duvall, Adam	.266	101	369	74	98	20	4	32	93	48	86	1	.364	.602	.965
Florimon, Pedro	.265	120	407	62	108	15	4	12	68	60	135	2	.358	.410	.768
Giardina, Sal	.260	23	73	9	19	6	0	1	5	4	22	0	.353	.384	.737
Inciarte, Ender	.231	6	26	5	6	1	0	0	1	4	3	0	.333	.269	.603
Jackson, Alex	.229	85	306	52	70	9	0	28	65	20	118	1	.313	.533	.846
Kazmar Jr., Sean	.270	108	381	55	103	21	2	12	61	32	56	1	.333	.430	.763
LaMarre, Ryan	.311	112	405	55	126	24	8	9	53	38	118	19	.380	.477	.857
Lien, Connor	.167	24	36	8	6	0	0	2	6	7	22	1	.348	.333	.681
Lopez, Jack	.273	96	359	62	98	16	0	12	57	19	91	9	.317	.418	.735
Lopez, Raffy	.319	14	47	13	15	4	0	2	7	8	12	0	.418	.532	.950
Marte, Luis	.260	86	312	41	81	12	0	5	33	15	77	5	.294	.346	.640
Morales, Jonathan	.289	34	121	17	35	5	0	2	12	10	25	0	.341	.380	.721
Murphy, John Ryan	.170	14	47	5	8	0	0	1	3	2	13	0	.220	.234	.454
Ortega, Rafael	.285	111	431	83	123	34	3	21	58	59	95	14	.373	.524	.898
Pache, Cristian	.274	26	95	13	26	8	1	1	8	9	18	0	.337	.411	.747
Riley, Austin	.293	44	174	39	51	13	0	15	41	20	39	0	.366	.626	.992
Soria, Zack	.200	2	5	1	1	0	0	0	0	1	1	0	.333	.200	.533
Unroe, Riley	.171	13	41	7	7	1	0	1	3	7	11	1	.292	.268	.560
Waters, Drew	.271	26	107	17	29	5	0	2	11	11	43	3	.336	.374	.710
TEAM TOTALS	.269	139	4715	781	1269	254	25	200	740	498	1265	63	.348	.461	.809
PITCHERS	W-L	ERA	G	GS	CG	SV/OP	IP	H	R	ER	HR	BB	SO	BAA	
Allard, Kolby	7-5	4.17	20	20	0	0/0	110.0	119	60	51	15	36	98	.284	
Anderson, Ian	1-2	6.57	5	5	0	0/0	24.2	23	18	18	5	18	25	.242	
Aro, Jonathan	3-0	3.72	9	0	0	2/2	19.1	22	8	8	1	0	9	.286	
Biddle, Jesse	1-0	3.38	4	0	0	0/1	5.1	6	2	2	1	1	6	.300	
Borkovich, Walter	0-1	18.00	1	0	0	0/0	2.0	2	5	4	0	2	0	.286	
Burrows, Thomas	1-1	4.75	27	0	0	6/7	36.0	31	21	19	3	18	39	.230	
Carle, Shane	4-2	5.13	20	1	0	0/2	33.1	39	20	19	2	14	31	.289	
Clouse, Corbin	0-3	5.65	21	1	0	1/3	28.2	29	18	18	6	13	37	.261	
Creasy, Jason	3-1	5.59	30	0	0	3/4	37.0	37	23	23	7	11	36	.259	
Davidson, Tucker	1-1	2.84	4	4	0	0/0	19.0	20	8	6	0	9	12	.286	
Dayton, Grant	0-1	3.04	22	0	0	0/1	26.2	20	9	9	6	4	41	.208	
De Paula, Rafael	1-2	4.35	33	0	0	6/8	39.1	35	22	19	4	25	45	.246	
Foltynewicz, Mike	5-1	3.86	10	10	0	0/0	51.1	49	24	22	1	17	45	.253	
Gausman, Kevin	0-1	2.57	1	1	0	0/0	7.0	6	3	2	1	1	10	.240	
Giardina, Sal	0-0	0.00	2	0	0	0/0	1.1	1	0	0	0	0	0	.200	
Harrison, Jordan	1-0	5.79	3	0	0	0/0	4.2	5	3	3	0	6	7	.278	
Hoekstra, Kurt	0-0	3.24	3	1	0	0/0	8.1	10	3	3	1	2	8	.323	
Johnstone, Connor	2-0	4.97	7	0	0	0/2	12.2	14	8	7	1	6	7	.275	
Kazmar Jr., Sean	1-0	0.00	3	0	0	0/0	3.0	1	0	0	0	0	1	.111	
Leyva, Elian	0-0	5.00	9	2	0	1/1	18.0	18	11	10	2	2	16	.243	
Lopez, Jack	0-0	27.00	1	0	0	0/0	1.0	2	3	3	0	2	0	.500	
Matzek, Tyler	0-0	9.00	5	0	0	0/0	10.0	10	11	10	1	5	13	.270	
Minter, A.J.	2-2	3.57	20	0	0	5/5	22.2	24	11	9	4	3	30	.264	
Newcomb, Sean	2-1	2.18	4	3	0	0/0	20.2	14	5	5	1	5	20	.192	
O'Day, Darren	0-0	0.00	2	0	0	0/0	2.0	1	0	0	0	0	3	.143	
Parsons, Wes	2-3	2.86	27	0	0	4/4	56.2	58	24	18	1	21	54	.276	
Pfeifer, Phil	1-0	2.45	3	0	0	0/0	7.1	7	2	2	1	3	13	.219	
Rowen, Ben	4-3	3.48	31	6	0	0/0	77.2	72	30	30	4	11	58	.246	
Santiago, Andres	2-2	6.23	11	6	0	0/0	34.2	43	26	24	6	19	20	.312	
Sobotka, Chad	2-1	4.79	17	0	0	2/3	20.2	23	11	11	3	4	32	.274	
Soroka, Mike	1-0	3.86	2	2	0	0/0	9.1	5	4	4	1	1	10	.156	
Thielbar, Caleb	0-0	0.00	1	0	0	1/1	2.0	1	0	0	0	0	2	.143	
Toussaint, Touki	1-6	7.49	10	10	0	0/0	39.2	51	32	33	5	28	44	.313	
Venters, Jonny	0-0	0.00	7	0	0	0/0	7.0	3	0	0	0	2	6	.136	
Walker, Jeremy	2-1	3.97	11	0	0	1/1	22.2	20	10	10	1	6	25	.233	
Webb, Jacob	0-1	6.97	10	0	0	1/2	10.1	9	8	8	1	9	12	.225	
Weigel, Patrick	6-1	2.98	21	11	0	0/0	63.1	42	24	21	9	32	55	.194	
Wilson, Bryse	10-7	3.42	21	21	0	0/0	121.0	120	59	46	12	26	118	.256	
Winkler, Dan	0-1	4.86	18	0	0	2/2	16.2	16	11	9	1	18	20	.250	
Wright, Kyle	11-4	4.17	21	21	0	0/0	112.1	107	55	52	13	35	116	.252	
Ynoa, Huascar	3-5	5.33	17	14	0	0/0	72.2	80	47	43	14	34	79	.275	
TEAM TOTALS	80-59	4.29	139	139	0	35/49	1218.0	1195	641	580	134	449	1203	.257	

GWINNETT STRIPERS 2019 DEFENSIVE STATISTICS

POSITION PLAYERS	PCT	G	INN	PO	A	E	TC	DP	CATCHER CS/ATT (PCT)
Blanco, Andres	.978	110	946.2	176	264	10	450	73	
Camargo, Johan	.892	14	121.2	8	25	4	37	3	
Demeritte, Travis	.969	75	646.1	121	4	4	129	0	
Duda, Lucas	.981	7	61.0	48	5	1	54	3	
Duvall, Adam	.972	77	660.1	137	4	4	145	1	
Florimon, Pedro	.981	113	931.2	357	165	10	532	51	
Giardina, Sal	.982	24	185.2	153	7	3	163	4	3/9 (.333)
Inciarte, Ender	1.000	5	44.1	9	1	0	10	0	
Jackson, Alex	.983	78	660.0	646	48	12	706	3	25/50 (.500)
Kazmar Jr., Sean	.995	103	826.0	545	101	3	649	76	
LaMarre, Ryan	.967	89	756.0	169	6	6	181	1	
Lien, Connor	.944	14	87.0	17	0	1	18	0	
Lopez, Jack	.951	97	815.0	106	164	14	284	37	
Lopez, Raffy	1.000	14	115.0	117	3	0	120	1	3/7 (.429)
Marte, Luis	.978	86	735.2	124	235	8	367	54	
Morales, Jonathan	.997	33	261.0	276	19	1	296	9	8/16 (.500)
Murphy, John Ryan	1.000	14	117.0	117	9	0	126	2	5/10 (.500)
Ortega, Rafael	.986	100	862.0	206	9	3	218	2	
Pache, Cristian	.980	26	222.2	45	3	1	49	2	
Riley, Austin	.966	41	355.2	66	47	4	117	7	
Soria, Zack	1.000	1	9.0	11	2	0	13	0	0/0 (---)
Unroe, Riley	.988	13	107.0	66	19	1	86	14	
Waters, Drew	.970	26	222.2	63	1	2	66	0	

PITCHERS	PCT	G	INN	PO	A	E	TC	DP	CS/ATT (PCT)
Allard, Kolby	.941	20	110.0	6	10	1	17	0	9/13 (.692)
Anderson, Ian	1.000	5	24.2	2	4	0	6	0	0/0 (---)
Aro, Jonathan	1.000	9	19.1	2	1	0	3	0	0/0 (---)
Biddle, Jesse	1.000	4	5.1	1	0	0	1	0	0/1 (.000)
Borkovich, Walter	---	1	2.0	0	0	0	0	0	0/1 (.000)
Burrows, Thomas	.750	27	36.0	0	3	1	4	0	1/2 (.500)
Carle, Shane	.875	20	33.1	0	7	1	8	0	1/4 (.250)
Clouse, Corbin	1.000	21	28.2	0	2	0	2	1	1/2 (.500)
Creasy, Jason	1.000	30	37.0	3	4	0	7	0	0/2 (.000)
Davidson, Tucker	1.000	4	19.0	1	1	0	2	0	4/5 (.800)
Dayton, Grant	1.000	22	26.2	0	3	0	3	0	1/1 (.000)
De Paula, Rafael	.889	33	39.1	3	5	1	9	1	1/2 (.500)
Foltynewicz, Mike	.833	10	51.1	4	1	1	6	0	1/2 (.500)
Gausman, Kevin	---	1	7.0	0	0	0	0	0	1/1 (.000)
Harrison, Jordan	.000	3	4.2	0	0	1	1	0	0/0 (---)
Hoekstra, Kurt	1.000	3	8.1	1	1	0	2	1	1/1 (.000)
Johnstone, Connor	.500	7	12.2	1	0	1	2	0	1/1 (.000)
Leyva, Elian	.833	9	18.0	1	4	1	6	0	0/4 (.000)
Matzek, Tyler	1.000	5	10.0	0	2	0	2	0	0/0 (---)
Minter, A.J.	1.000	20	22.2	0	1	0	1	0	1/2 (.500)
Newcomb, Sean	1.000	4	20.2	1	0	0	1	0	2/2 (1.000)
O'Day, Darren	---	2	2.0	0	0	0	0	0	0/0 (---)
Parsons, Wes	.889	27	56.2	3	5	1	9	1	2/3 (.667)
Pfeifer, Phil	.000	3	7.1	0	0	1	1	0	0/0 (---)
Rowen, Ben	.900	31	77.2	2	7	1	10	0	2/2 (1.000)
Santiago, Andres	.714	11	34.2	1	4	2	7	0	2/3 (.667)
Sobotka, Chad	1.000	17	20.2	2	2	0	4	0	0/0 (---)
Soroka, Mike	1.000	2	9.1	2	0	0	2	1	0/0 (---)
Thielbar, Caleb	---	1	2.0	0	0	0	0	0	0/0 (---)
Toussaint, Touki	.857	10	39.2	6	0	1	7	0	1/3 (.333)
Venters, Jonny	1.000	7	7.0	0	2	0	2	0	0/0 (---)
Walker, Jeremy	1.000	11	22.2	2	1	0	3	0	0/2 (.000)
Webb, Jacob	.500	10	10.1	1	0	1	2	0	0/0 (---)
Weigel, Patrick	.941	21	63.1	10	6	1	17	1	2/5 (.400)
Wilson, Bryce	.909	21	121.0	1	9	1	11	1	1/5 (.200)
Winkler, Dan	1.000	18	16.2	1	0	0	1	0	1/1 (.000)
Wright, Kyle	1.000	21	112.1	12	4	0	16	1	5/15 (.333)
Ynoa, Huascar	1.000	17	72.2	2	5	0	7	0	3/7 (.429)
TEAM TOTALS	.978	139	10,962.0	3654	1235	109	4998	134	44/92 (.478)

ADDITIONAL DEFENSE

Outfield Assists (29)..... Ortega (9), LaMarre (6), Demeritte (4), Duvall (4), Pache (3), Inciarte (1), J. Lopez (1), Waters (1)
Pitcher Pickoffs (10).....Allard (5), Clouse (1), Dayton (1), De Paula (1), Santiago (1), Wright (1)
Catcher Pickoffs (3)..... Jackson (2), Morales (1)
Catcher Passed Balls (18)..... Jackson (10), R. Lopez (4), Murphy (3), Morales (1)
Catcher Win/Loss Records..... Giardina (6-7), Jackson (40-36), R. Lopez (9-4), Morales (16-7), Murphy (8-5), Soria (1-0)

2019 TEAM HIGHS & LOWS

CLUB OFFENSE

Most Runs, Inning.....	9 (7th Inning, 5/14 at Buffalo)
Most Runs, Game.....	17 (8/2 vs. Charlotte)
Fewest Runs, Game.....	0 (6x, last: 8/24 at Durham)
Most Hits, Game.....	21 (8/28 vs. Norfolk)
Fewest Hits, Game.....	0 (7/5-G1 vs. Durham)
Most Doubles, Game.....	6 (6/1 at Indianapolis)
Most Triples, Game.....	2 (2x, last: 6/21 vs. Syracuse)
Most Home Runs, Game.....	6 (5/24 vs. Norfolk)
Most Home Runs, Inning.....	3 (3x, last: 2nd Inning, 7/1 at Norfolk)
Most Extra-Base Hits, Game.....	10 (8/2 vs. Charlotte)
Most Stolen Bases, Game.....	4 (8/11 at Scranton/WB)
Most Caught Stealing, Game.....	3 (6/30 vs. Indianapolis)
Most Bases-On-Balls, Game.....	11 (8/27 vs. Scranton/WB)
Most Hit-By-Pitch, Game.....	4 (2x, last: 7/18 vs. Lehigh Valley)
Most Strikeouts, Game.....	18 (6/13 at Lehigh Valley)
Most GDP, Game.....	5 (4/7 vs. Norfolk)
Most GTP, Game.....	None
Most Left-On-Base, Game.....	15 (5/25 vs. Norfolk)
Most Hits With RISP, Game.....	8 (2x, last: 7/26 at Columbus)
Longest Scoring Drought.....	16 Innings (7/4-7/5)

CLUB PITCHING

Most Runs Allowed, Inning.....	8 (8th Inning, 7/15 vs. Lehigh Valley)
Most Runs Allowed, Game.....	17 (8/26 vs. Norfolk)
Least Runs Allowed, Game.....	0 (5x, last: 7/7 vs. Durham)
Most Hits Allowed, Game.....	19 (5/25 vs. Norfolk)
Fewest Hits Allowed, Game.....	1 (4/6 vs. Norfolk)
Most Home Runs Allowed, Game.....	4 (2x, last: 6/27 at Charlotte)
Most Strikeouts, Game.....	18 (6/21 vs. Syracuse)
Most Walks Allowed, Game.....	9 (3x, last: 8/30 at Durham)
Most Wild Pitches, Game.....	3 (2x, last: 7/11 at Charlotte)
Most Hit-Batsmen, Game.....	4 (2x, last: 6/21 vs. Syracuse)
Most Balks, Game.....	1 (9x, last: 9/2 at Durham)
Longest Scoreless Innings Streak.....	15 Innings (5/29-5/31)

CLUB DEFENSE

Most Errors, Game.....	4 (3x, last: 8/28 vs. Norfolk)
Most Double Plays, Game.....	4 (6/26 at Charlotte)
Most Triple Plays, Game.....	1 (5/28 at Toledo)
Most Stolen Bases Allowed, Game.....	2 (10x, last: 8/23 at Durham)
Most Runners Caught Stealing, Game.....	2 (3x, last: 8/3 vs. Charlotte)
Most Outfield Assists, Game.....	2 (6/24 at Norfolk)
Most Passed Balls, Game.....	1 (18x, last: 9/1 at Durham)
Most Pickoffs, Game.....	1 (13x, last: 9/1 at Durham)

CLUB MISCELLANEOUS

Longest Winning Streak.....	8 Games (5/10-5/18)
Longest Losing Streak.....	5 Games (4/16-4/20)
Largest Margin of Victory.....	13 Runs (2x, last: 8/2 vs. Charlotte, 17-4)
Largest Margin of Defeat.....	11 Runs (4/28 vs. Toledo, 4-15)
Largest Comeback Win.....	5 Runs (8/23 at Durham, 0-5, 8-5)
Largest Last At-Bat Win.....	8 Runs (8/23 at Durham, 0-5, 8-5)
Largest Blown Lead, Loss.....	5 Runs (5/1 at Charlotte, 5-0, 7-10)
Longest Game, Time.....	4:12 (5/25 vs. Norfolk)
Longest 9-Inning Game, Time.....	3:36 (7/11 at Charlotte)
Longest Game, Innings.....	13 Innings (5/25 vs. Norfolk)
Shortest Game, Time.....	1:37 (5/4 at Durham)
Shortest 9-Inning Game, Time.....	2:09 (4/4 vs. Norfolk)
Shortest Game, Innings.....	5 Innings (5/4 at Durham)
Longest Delay.....	2:01 (4/14 at Louisville)
Largest Home Attendance.....	9,001 (8/17 vs. Scranton/WB)
Largest Road Attendance.....	13,638 (4/13 at Louisville)
Series Victories.....	22 (last: 8/23-8/25 at Durham)
Series Losses.....	12 (last: 8/13-8/15 vs. Columbus)
Series Splits.....	10 (last: 8/30-9/2 at Durham)
Series Sweeps.....	6 (last: 7/19-7/21 vs. Rochester)
Series Swept by Opponent.....	1 (6/26-6/27 at Charlotte)

2019 INDIVIDUAL HIGHS & LOWS

BATTING

Most At-Bats, Game	7 (Alex Jackson, 5/25 vs. Norfolk)
Most Hits, Game	5 (2x, last: Sean Kazmar Jr., 8/28 vs. Norfolk)
Most Runs Scored, Game	3 (23x, last: Andres Blanco, 8/16 vs. Scranton/WB)
Most Doubles, Game	2 (20x, last: Sean Kazmar Jr., 8/28 vs. Norfolk)
Most Triples, Game	2 (Ryan LaMarre, 6/21 vs. Syracuse)
Most Home Runs, Game	2 (16x, last: Alex Jackson, 8/28 vs. Norfolk)
Most Extra-Base Hits, Game	3 (7x, last: Ryan LaMarre, 8/2 vs. Charlotte)
Most Total Bases, Game	11 (2x, last: Alex Jackson, 7/11 at Charlotte)
Most RBI, Game	6 (2x, last: Alex Jackson, 7/11 at Charlotte)
Most Stolen Bases, Game	2 (3x, last: Ryan LaMarre, 8/11 at Scranton/WB)
Most Caught Stealing, Game	1 (30x, last: Ryan LaMarre, 9/2 at Durham)
Most Walks, Game	4 (Andres Blanco, 8/17 vs. Scranton/WB)
Most Strikeouts, Game	4 (6x, last: Drew Waters, 8/27 vs. Norfolk)
Most Hit-By-Pitch, Game	3 (Alex Jackson, 7/18 vs. Lehigh Valley)
Longest Hitting Streak	13 Games (2x, last: Johan Camargo, 8/17-8/30)
Longest On-Base Streak	36 Games (Travis Demeritte, 4/24-6/4)
Longest Home Run Streak	5 Games (Adam Duvall, 4/25-4/29)
Longest RBI Streak	7 Games (2x, last: Sean Kazmar Jr., 5/24-5/30)
Longest Multi-Hit Streak	5 Games (2x, last: Johan Camargo, 8/24-8/28)
Most Hits, Season	126 (Ryan LaMarre)
Most Runs Scored, Season	83 (Rafael Ortega)
Most Doubles, Season	34 (Rafael Ortega)
Most Triples, Season	8 (Ryan LaMarre)
Most Home Runs, Season	32 (Adam Duvall)
Most Total Bases, Season	226 (Rafael Ortega)
Most RBI, Season	93 (Adam Duvall)
Most Stolen Bases, Season	19 (Ryan LaMarre)
Most Walks, Season	60 (Pedro Florimon)
Most Strikeouts, Season	135 (Pedro Florimon)
Most Hit-By-Pitch, Season	18 (Alex Jackson)
Most Sacrifice Bunts, Season	2 (3 Players Tied)
Most Sacrifice Flies, Season	6 (Pedro Florimon)
Most Multi-Hit Games, Season	41 (Ryan LaMarre)
Most Multi-RBI Games, Season	28 (Adam Duvall)
Highest Batting Average, Season (qualifying)311 (Ryan LaMarre)
Highest On-Base Percentage, Season (qualifying)387 (Travis Demeritte)
Highest Slugging Percentage, Season (qualifying)602 (Adam Duvall)
Highest OPS, Season (qualifying)965 (Adam Duvall)

PITCHING

Most Innings, Game (starter)	8.0 (Kolby Allard, 6/6 vs. Durham)
Most Innings, Game (reliever)	4.1 (Ben Rowen, 6/2 at Indianapolis)
Most Strikeouts, Game (starter)	11 (2x, last: Kyle Wright, 8/19 at Norfolk)
Most Strikeouts, Game (reliever)	6 (Shane Carle, 5/30 at Toledo)
Most Walks, Game (starter)	6 (Ian Anderson, 8/30 at Durham)
Most Walks, Game (reliever)	4 (2x, last: Wes Parsons, 6/19 vs. Louisville)
Most Earned Runs Allowed, Game (starter)	9 (Bryse Wilson, 7/11 at Charlotte)
Most Earned Runs Allowed, Game (reliever)	6 (2x, last: Shane Carle, 6/7 vs. Durham)
Most Hits Allowed, Game (starter)	11 (Touki Toussaint, 4/26 vs. Toledo)
Most Hits Allowed, Game (reliever)	7 (2x, last: Jeremy Walker, 7/5-G2 vs. Durham)
Least Runs Allowed, 9.0 IP Complete Game	None
Least Hits Allowed, 9.0 IP Complete Game	None
Most Home Runs Allowed, Game (starter)	3 (Kolby Allard, 7/27 at Columbus)
Most Home Runs Allowed, Game (reliever)	3 (Jason Creasy, 4/20-G1 at Durham)
Most Consecutive Starts with a Win	6 Starts (Bryse Wilson, 7/21-8/27)
Most Consecutive Starts with a Loss	3 Starts (2x, last: Touki Toussaint, 8/20-9/1)
Most Consecutive Scoreless IP (starter)	16.1 Innings (Bryse Wilson, 7/11-8/2)
Most Consecutive Scoreless IP (combined)	19.2 Innings (Ben Rowen, 4/16-5/12)
Longest Quality Start Streak	6 Starts (2x, last: Bryse Wilson, 7/21-8/27)
Longest Converted Saves Streak	6 Saves (Rafael De Paula, 4/26-6/3)
Most Wins, Season	11 (Kyle Wright)
Most Losses, Season	7 (Bryse Wilson)
Most IP, Season	121.0 (Bryse Wilson)
Most Strikeouts, Season	118 (Bryse Wilson)
Most Appearances, Season	33 (Rafael De Paula)
Lowest ERA, Season (qualifying)	3.42 (Bryse Wilson)
Lowest WHIP, Season (qualifying)	1.21 (Bryse Wilson)
Lowest BAA, Season (qualifying)252 (Kyle Wright)
Most Complete Games, Season	None
Most CG Shutouts, Season	None
Most Saves, Season	6 (Thomas Burrows, Rafael De Paula)
Most Holds, Season	4 (Corbin Clouse, Jason Creasy)
Most Quality Starts, Season	11 (Bryse Wilson)

DEFENSE

Most Outfield Assists, Game	1 (29x, last: Adam Duvall, 8/27 vs. Norfolk)
Most Errors, Game	2 (3x, last: Johan Camargo, 8/28 vs. Norfolk)
Most Passed Balls, Game	1 (18x, last: Alex Jackson, 9/1 at Durham)
Most Pickoffs, Game	1 (13x, last: Alex Jackson, 9/1 at Durham)
Most Caught Stealing, Game	2 (3x, last: Jonathan Morales, 8/3 vs. Charlotte)
Most Outfield Assists, Season	9 (Rafael Ortega)
Most Pickoffs, Season	5 (Kolby Allard)

2019 RECORD BREAKDOWN

At Coolray Field	41-28
On the Road	39-31
Day Games	18-11
Night Games	62-48
Extra Innings	5-3
Doubleheaders	1-5
Shutout Decisions	5-6
Last At-Bat Decisions	11-13
Walk-Off Decisions	4-3
Strippers Score First	48-23
Strippers Score Last	38-21
1-Run Games	16-16
2-Run Games	12-10
3-Run Games	12-10
+3-Run Games	40-23
Leading After 6 Innings	65-5
Leading After 7 Innings	68-3
Leading After 8 Innings	72-1
Tied After 6 Innings	6-3
Tied After 7 Innings	4-4
Tied After 8 Innings	2-6
Trailing After 6 Innings	9-60
Trailing After 7 Innings	7-52
Trailing After 8 Innings	4-47
With a HR	65-28
Without a HR	15-31
Allowing a HR	42-44
Allowing No HR	38-15
With an Error	35-36
Without an Error	45-23

April	15-10
May	16-13
June	15-12
July	19-9
August	14-14
September	1-1
Pre All-Star Break	51-38
Post All-Star Break	29-21
Midway Point (70 Games)	38-32
Series W-L-T	22-12-10
Vs. LH Starter	23-17
Vs. RH Starter	57-42
Vs. MLB Rehab Starter	5-4
Vs. IL South Division	36-35
Vs. Charlotte	9-12
Vs. Durham	13-14
Vs. Norfolk	14-9
Vs. IL North Division	23-14
Vs. Buffalo	4-2
Vs. Lehigh Valley	3-4
Vs. Pawtucket	5-1
Vs. Rochester	4-2
Vs. Scranton/WB	4-2
Vs. Syracuse	3-3
Vs. IL West Division	21-10
Vs. Columbus	3-3
Vs. Indianapolis	8-1
Vs. Louisville	6-4
Vs. Toledo	4-2

TEAM SITUATIONAL & MONTHLY STATISTICS

HITTING

Vs. RHP268/.349/.457, 136 HR, 513 RBI
Vs. LHP271/.346/.470, 64 HR, 227 RBI
Home276/.356/.463, 93 HR, 370 RBI
Road263/.340/.459, 107 HR, 370 RBI
Leading Off263/.344/.461, 47 HR, 50 RBI
Runners On290/.365/.491, 101 HR, 621 RBI
Bases Loaded287/.335/.535, 8 HR, 121 RBI
RISP270/.355/.476, 63 HR, 539 RBI
RISP/2 Outs267/.355/.476, 27 HR, 232 RBI
April277/.354/.479, 33 HR, 128 RBI
May268/.348/.507, 61 HR, 165 RBI
June260/.338/.426, 31 HR, 134 RBI
July263/.351/.462, 44 HR, 165 RBI
August278/.347/.434, 30 HR, 139 RBI
September294/.385/.382, 1 HR, 9 RBI

PITCHING

Vs. RH	4.01 ERA, .250 BAA, 1.26 WHIP, 79 HR
Vs. LH	4.70 ERA, .268 BAA, 1.48 WHIP, 55 HR
Home	4.36 ERA, .265 BAA, 1.38 WHIP, 57 HR
Road	4.22 ERA, .249 BAA, 1.32 WHIP, 77 HR
Vs. Leadoff274 BAA, 1.50 WHIP, 40 HR
Runners On270 BAA, 1.33 WHIP, 57 HR
Bases Loaded273 BAA, 1.07 WHIP, 4 HR
RISP279, 1.46 WHIP, 33 HR
RISP/2 Outs248, 1.51 WHIP, 9 HR
April	4.44 ERA, .231 BAA, 1.27 WHIP, 25 HR
May	3.88 ERA, .259 BAA, 1.33 WHIP, 24 HR
June	4.63 ERA, .275 BAA, 1.44 WHIP, 33 HR
July	3.77 ERA, .257 BAA, 1.25 WHIP, 22 HR
August	4.80 ERA, .263 BAA, 1.45 WHIP, 27 HR
September	4.24 ERA, .234 BAA, 1.53 WHIP, 3 HR

GWINNETT'S RANK IN THE IL (RANKING AMONG 14 TEAMS)

HITTING

Average269 (T-7th)
Runs Scored	781 (3rd)
Hits	1269 (6th)
Doubles	254 (T-10th)
Triples	25 (9th)
Home Runs	200 (4th)
Total Bases	2173 (5th)
RBI	740 (3rd)
Walks	498 (5th)
Strikeouts	1265 (4th)
Stolen Bases	63 (14th)
On-Base Percentage348 (5th)
Slugging Percentage461 (T-3rd)
OPS809 (4th)

PITCHING

ERA	4.29 (1st)
Complete Games	0 (T-13th)
Shutouts	5 (11th)
Innings	1218.0 (3rd)
Fewest Hits Allowed	1195 (2nd)
Fewest Runs Allowed	641 (1st)
Fewest Home Runs Allowed	134 (1st)
Fewest Walks	449 (3rd)
Most Strikeouts	1203 (7th)
Saves	35 (T-6th)
Holds	32 (11th)
WHIP	1.35 (1st)
BAA257 (T-2nd)

DEFENSE

Fielding Percentage978 (12th)
Most Errors	109 (3rd)
Double Plays Turned	134 (T-3rd)

HITTING BREAKDOWN

SCORE BY INNING

	1	2	3	4	5	6	7	8	9	10	11	X	TOTAL
Stripers	87	70	98	84	123	93	82	86	45	6	5	2	781
Opponents	71	78	70	73	87	82	54	67	42	6	7	4	641

MULTI-HIT GAMES

MULTI-RBI GAMES

HOME RUNS

	2H	3H	4H	5H	2 RBI	3 RBI	4 RBI	5 RBI	SOLO	2-RUN	3-RUN	GS
Blanco	19	7	2		9	4	3		7	7	4	1
Camargo	3	6			5	1				2		
Demeritte	19	3			16	5	2		8	7	4	1
Duda	1								1			
Duvall	17	4			17	9	1	1	14	10	6	2
Florimon	17	9			16	3		1	7	3	1	1
Giardina	3	2			1					1		
Inciarte	1											
Jackson	11	3	1		12	4	3	1	15	7	6	
Kazmar Jr.	17	7	1	2	12	1	5		3	9		
LaMarre	31	8	2		7	4	1		8	1		
Lien	1					1			1	1		
Lopez, J.	15	5	4		10	4	2		4	4	3	1
Lopez, R.	2				1				2			
Marte	15	4	1		7	1			3	2		
Morales	7	4			2				2			
Murphy	2				1					1		
Ortega	25	7	1		12	3	2		14	4	2	1
Pache	6	1				1			1			
Riley	12	3	1		6	3	2	1	7	5	2	1
Soria												
Unroe	1	1			1				1			
Waters	6	2				1			1	1		
Pitchers	1											
TOTALS:	232	76	13	2	135	45	21	4	99	65	28	8

HOME RUN VARIANTS

Leadoff (Game) Homers (7x)..... Rafael Ortega (4x): 4/13 at LOU, 4/14 at LOU, 4/20-G1 at DUR, 4/29 at CHA
Ryan LaMarre (3x): 4/24 vs. IND, 7/30 vs. DUR, 8/2 vs. CHA

Walk-Off Homers (2x).....Adam Duvall, 6/19 vs. Louisville
Luis Marte, 7/5-G2 vs. Durham

Back-to-Back Homers (10x)Austin Riley (2-Run) / Adam Duvall, 3rd Inning, 4/25 vs. Indianapolis
Austin Riley (Solo) / Adam Duvall, 3rd Inning, 4/26 vs. Toledo
Adam Duvall (2-Run) / Pedro Florimon, 3rd Inning, 5/1 at Charlotte
Pedro Florimon (3-Run) / Travis Demeritte, 3rd Inning, 5/4 at Durham
Sean Kazmar Jr. (2-Run) / Jack Lopez, 3rd Inning, 5/24 vs. Norfolk
Sean Kazmar Jr. (Solo) / Jack Lopez, 4th Inning, 5/25 vs. Norfolk
Travis Demeritte (Grand Slam) / Adam Duvall, 3rd Inning, 6/3 at Charlotte
Rafael Ortega (Solo) / Jonathan Morales, 8th Inning, 6/16 at Syracuse
Rafael Ortega (Solo) / Ryan LaMarre, 2nd Inning, 7/1 at Norfolk
Alex Jackson (Solo) / Jack Lopez, 7th Inning, 8/28 vs. Norfolk

Two-Homer Games (16x).....Alex Jackson (5x): 5/24 vs. NOR, 6/27 at CHA, 7/11 at CHA, 7/15 vs. LHV, 8/28 vs. NOR
Austin Riley (4x): 4/6 vs. NOR, 5/1 at CHA, 5/4 at DUR, 5/8 vs. BUF
Adam Duvall (3x): 4/26 vs. TOL, 6/3 at CHA, 6/28 vs. IND
Rafael Ortega (2x): 4/14 at LOU, 5/15 at BUF
Travis Demeritte (1x): 7/7 vs. DUR
Connor Lien (1x): 7/18 vs. LHV

PINCH HITTERS (.265, 9-for-34, 0 HR, 4 R, 7 RBI)

Demeritte (.667, 4-6, 2B, R, 3 RBI)
Duvall (.333, 1-3, RBI)
Florimon (---, 0-0, R)
Giardina (.000, 0-1)
Jackson (.000, 0-1)
Kazmar Jr. (.000, 0-3)
LaMarre (.200, 1-5, R, HBP)

Lien (.182, 2-11, 2 RBI)
Morales (.000, 0-1)
Newcomb (---, 0-0, R)
Ortega (.333, 1-3, 2B, RBI)
Santiago (---, 0-0, SAC)
Soria (---, 0-0)

LONG HITTING STREAKS (10-Plus Games)

PLAYER	LENGTH/DATES	STATS
Johan Camargo	13 Games (8/17-8/30)	.519 (28-54), 6 2B, 0 3B, 2 HR, 10 R, 15 RBI, .559 OBP
Rafael Ortega	13 Games (6/22-7/4)	.367 (18-49), 5 2B, 0 3B, 3 HR, 7 R, 15 RBI, .426 OBP
Travis Demeritte	12 Games (4/24-5/6)	.381 (16-42), 5 2B, 1 3B, 3 HR, 11 R, 11 RBI, .480 OBP
Adam Duvall	12 Games (4/21-5/3)	.356 (16-45), 3 2B, 1 3B, 8 HR, 14 R, 17 RBI, .453 OBP
Rafael Ortega	11 Games (5/18-5/30)	.298 (14-47), 6 2B, 0 3B, 2 HR, 12 R, 5 RBI, .400 OBP
Travis Demeritte	10 Games (5/9-5/21)	.381 (16-42), 4 2B, 1 3B, 5 HR, 10 R, 10 RBI, .395 OBP
Pedro Florimon	10 Games (5/3-5/14)	.361 (13-36), 3 2B, 0 3B, 1 HR, 6 R, 6 RBI, .442 OBP
Pedro Florimon	10 Games (8/17-8/26)	.475 (19-40), 3 2B, 0 3B, 1 HR, 6 R, 10 RBI, .533 OBP
Rafael Ortega	10 Games (6/2-6/14)	.302 (13-43), 2 2B, 0 3B, 1 HR, 9 R, 5 RBI, .362 OBP

LONG ON-BASE STREAKS (20-Plus Games)

PLAYER	LENGTH/DATES	STATS
Travis Demeritte	36 Games (4/24-6/4)	.312 (44-141), 12 2B, 2 3B, 12 HR, 31 R, 33 RBI, .395 OBP
Ryan LaMarre	35 Games (7/6-9/2)	.351 (46-131), 7 2B, 1 3B, 4 HR, 25 R, 18 RBI, .427 OBP
Adam Duvall	24 Games (7/5-9/2)	.301 (25-83), 6 2B, 2 3B, 7 HR, 21 R, 25 RBI, .442 OBP
Rafael Ortega	23 Games (5/17-6/14)	.278 (27-97), 8 2B, 0 3B, 3 HR, 21 R, 10 RBI, .369 OBP
Andres Blanco	21 Games (4/8-5/3)	.325 (27-83), 8 2B, 0 3B, 5 HR, 17 R, 15 RBI, .434 OBP
Adam Duvall	20 Games (4/21-5/12)	.280 (21-75), 4 2B, 1 3B, 10 HR, 19 R, 22 RBI, .379 OBP

STARTS BY BATTING ORDER

1	Ortega (58), Waters (24), LaMarre (15), Blanco (13), J. Lopez (12), Demeritte (10), Inciarte (6), Pache (1)
2	Blanco (80), J. Lopez (16), Camargo (10), Demeritte (9), LaMarre (7), Florimon (6), Kazmar Jr. (3), Riley (3), Duvall (2), Waters (2), Ortega (1)
3	Riley (41), Duvall (34), Demeritte (27), Ortega (13), LaMarre (12), Camargo (4), Florimon (3), Kazmar Jr. (3), Blanco (1), J. Lopez (1)
4	Duvall (61), Jackson (23), Ortega (15), Duda (9), Florimon (8), Demeritte (7), LaMarre (7), Kazmar Jr. (6), Morales (2), R. Lopez (1)
5	Florimon (22), Ortega (20), Demeritte (16), Jackson (16), LaMarre (15), Blanco (14), Kazmar Jr. (12), R. Lopez (8), Duda (6), J. Lopez (5), Morales (5)
6	Florimon (27), LaMarre (24), Jackson (22), Kazmar Jr. (18), Morales (13), Demeritte (11), Pache (10), Blanco (6), J. Lopez (4), R. Lopez (2), Duda (1), Unroe (1)
7	Kazmar Jr. (27), Florimon (25), LaMarre (23), J. Lopez (19), Jackson (14), Morales (7), Pache (6), Demeritte (5), Unroe (4), Giardina (3), Lien (2), R. Lopez (2), Blanco (1), Murphy (1)
8	Kazmar Jr. (29), Marte (23), J. Lopez (17), Giardina (15), Florimon (14), Pache (9), Jackson (6), Lien (6), Murphy (6), Demeritte (4), Unroe (4), LaMarre (3), Morales (3)
9	Marte (60), J. Lopez (19), Florimon (10), Allard (8), Murphy (6), Wilson (5), Wright (5), Foltyniewicz (3), Giardina (3), Kazmar Jr. (3), Unroe (3), Weigel (3), Jackson (2), Ynoa (2), Clouse (1), Gausman (1), Newcomb (1), Rowen (1), Santiago (1), Soria (1), Soroka (1)

STARTS BY POSITION

C	Jackson (76), Morales (23), Giardina (13), R. Lopez (13), Murphy (13), Soria (1)
1B	Kazmar Jr. (69), Florimon (37), Giardina (8), Unroe (8), Duda (7), Morales (6), Riley (4)
2B	Blanco (94), Kazmar Jr. (16), Marte (16), J. Lopez (7), Camargo (3), Unroe (3)
3B	J. Lopez (53), Florimon (44), Riley (30), Camargo (7), Kazmar Jr. (4), Unroe (1)
SS	Marte (68), J. Lopez (25), Florimon (23), Blanco (13), Kazmar Jr. (6)
LF	Duvall (51), Demeritte (36), LaMarre (18), Ortega (10), J. Lopez (8), Riley (7), Waters (7), Florimon (2)
CF	Ortega (59), LaMarre (42), Pache (23), Lien (7), Inciarte (5), Waters (3)
RF	Demeritte (36), Ortega (29), LaMarre (28), Duvall (26), Waters (16), Pache (3), Lien (1)
DH	Duvall (20), LaMarre (18), Demeritte (16), Duda (9), Blanco (8), Florimon (8), Ortega (8), Kazmar Jr. (7), Jackson (6), Riley (3), J. Lopez (2), Inciarte (1), Morales (1)
P	Wilson (21), Wright (21), Allard (20), Ynoa (14), Weigel (11), Foltyniewicz (10), Toussaint (10), Rowen (6), Santiago (6), Anderson (5), Davidson (4), Newcomb (3), Leyva (2), Soroka (2), Carle (1), Clouse (1), Gausman (1), Hoekstra (1)

EJECTIONS (5)

PLAYER/COACH	DATE (INNING)	UMPIRE
Sean Kazmar Jr.	4/29 at Charlotte (5th)	1B Alex Tosi (CC)
Ryan LaMarre	5/27 vs. Norfolk (9th)	HP Brian Peterson
Damon Berryhill	6/18 vs. Louisville (2nd)	HP Rich Grassa
Adam Duvall	7/5-G2 vs. Durham (8th)	HP Travis Godec
Damon Berryhill	7/5-G2 vs. Durham (8th)	HP Travis Godec

PITCHING BREAKDOWN

	W-L	ERA	IP	R	ER	HR	BB	SO	SO/9 IP	BB/9 IP
Starters	45-38	4.46	675.1	374	335	81	254	627	8.36	3.38
Relievers	35-21	4.06	542.2	267	245	53	195	576	9.55	3.23
TOTAL:	80-59	4.29	1218.0	641	580	134	449	1203	8.89	3.32

STARTERS BY MONTH									RELIEVERS BY MONTH						
	W-L	ERA	QS	IP	HR	BB	SO		W-L	ERA	SV	IP	HR	BB	SO
April	8-8	5.19	2	112.2	14	43	97		7-2	3.64	9/11	106.1	11	48	106
May	8-8	4.63	9	138.0	16	48	95		8-5	3.00	6/10	117.0	8	38	120
June	7-6	4.16	9	134.0	21	50	133		8-6	5.21	6/11	105.1	12	41	109
July	13-6	3.39	12	146.0	13	36	153		6-3	4.23	8/10	100.0	9	32	110
August	8-9	5.20	8	135.0	16	69	138		6-5	4.30	6/7	106.2	11	33	123
September	1-1	3.72	0	9.2	1	8	11		0-0	4.91	0/0	7.1	2	3	8

AS A STARTER						AS A RELIEVER			
PITCHERS (41)	W-L, ERA	TEAM W-L	QS*	RUN SUPPORT^		W-L, ERA	SV/OPP.	HOLDS	IR/RS
Allard, Kolby	7-5, 4.17	12-8	8	3.55 RPG (71)					
Anderson, Ian	1-2, 6.57	2-3	1	1.80 RPG (9)					
Aro, Jonathan						3-0, 3.72	2/2	1	3/1
Biddle, Jesse						1-0, 3.38	0/1	0	0/0
Borkovich, Walter						0-1, 18.00	0/0	0	0/0
Burrows, Thomas						1-1, 4.75	6/7	3	17/1
Carle, Shane	0-1, 81.00	0-1	0	0.00 RPG (0)		4-1, 4.36	0/2	2	4/2
Clouse, Corbin	0-0, 18.00	1-0	0	0.00 RPG (0)		0-3, 5.20	1/3	4	4/2
Creasy, Jason						3-1, 5.59	3/4	4	9/4
Davidson, Tucker	1-1, 2.84	2-2	1	1.50 RPG (6)					
Dayton, Grant						0-1, 3.04	0/1	3	4/2
De Paula, Rafael						1-2, 4.35	6/8	3	15/5
Foltynewicz, Mike	5-1, 3.86	8-2	3	3.80 RPG (38)					
Gausman, Kevin	0-1, 2.57	0-1	1	2.00 RPG (2)					
Giardina, Sal						0-0, 0.00	0/0	0	0/0
Harrison, Jordan						1-0, 5.79	0/0	0	1/0
Hoekstra, Kurt	0-0, 0.00	1-0	0	3.00 RPG (3)		0-0, 5.40	0/0	1	1/0
Johnstone, Connor						2-0, 4.97	0/2	0	3/1
Kazmar Jr., Sean						1-0, 0.00	0/0	0	0/0
Leyva, Elian	0-0, 3.38	1-1	0	1.00 RPG (2)		0-0, 5.68	1/1	1	4/3
Lopez, Jack						0-0, 27.00	0/0	0	0/0
Matzek, Tyler						0-0, 9.00	0/0	0	1/0
Minter, A.J.						2-2, 3.57	5/5	0	8/1
Newcomb, Sean	2-1, 2.41	2-1	2	5.00 RPG (15)		0-0, 0.00	0/0	1	0/0
O'Day, Darren						0-0, 0.00	0/0	0	0/0
Parsons, Wes						2-3, 2.86	4/4	0	8/1
Pfeifer, Phil						1-0, 2.45	0/0	0	3/3
Rowen, Ben	0-1, 4.84	5-1	0	4.00 RPG (24)		4-2, 2.93	0/0	3	22/1
Santiago, Andres	1-2, 7.66	2-4	1	2.17 RPG (13)		1-0, 3.65	0/0	0	0/0
Sobotka, Chad						2-1, 4.79	2/3	1	7/3
Soroka, Mike	1-0, 3.86	2-0	0	4.50 RPG (9)					
Thielbar, Caleb						0-0, 0.00	1/1	0	0/0
Toussaint, Touki	1-6, 7.49	3-7	0	1.60 RPG (16)					
Venters, Jonny						0-0, 0.00	0/0	1	0/0
Walker, Jeremy						2-1, 3.97	1/1	1	2/2
Webb, Jacob						0-1, 6.97	1/2	3	2/0
Weigel, Patrick	3-1, 3.74	7-4	0	3.09 RPG (34)		3-0, 1.35	0/0	0	5/1
Wilson, Bryse	10-7, 3.42	11-10	11	4.67 RPG (98)					
Winkler, Dan						0-1, 4.86	2/2	0	6/1
Wright, Kyle	11-4, 4.17	15-6	10	4.62 RPG (97)					
Ynoa, Huascar	2-5, 5.60	6-8	2	3.07 RPG (43)		1-0, 3.24	0/0	0	5/5
TOTALS:	44-38, 4.46	80-59	40	3.45 RPG (480)		35-21, 4.06	35/49	32	134/39

*Quality Start: At least 6.0 IP, no more than 3 ER.

^Run Support: Runs scored while the starter is in the game.

2019 TRANSACTIONS

TEAM KEY: Atlanta Braves (ATL), Gwinnett Stripers (GWN), Mississippi Braves (MIS), Florida Fire Frogs (FLA), Rome Braves (ROM), Danville Braves (DAN), GCL Braves (GCLB)

DATE (#)	MOVES
4/3 (0)	Opening Night Roster announced. RH Pitchers (8): Rafael De Paula , Connor Johnstone , Elian Leyva , Andres Santiago , Mike Soroka , Touki Toussaint , Jacob Webb , Dan Winkler . LH Pitchers (4): Kolby Allard , Thomas Burrows , Corbin Clouse , Grant Dayton . Catchers (2): Alex Jackson , Raffy Lopez . Infielders (6): Andres Blanco , Pedro Florimon , Sean Kazmar Jr. , Jack Lopez , Luis Marte , Austin Riley . Outfielders (4): Travis Demeritte , Adam Duvall , Ryan LaMarre , Rafael Ortega . Injured List (3): RHP Caleb Dirks , LHP Luiz Gohara , OF Tyler Neslony .
4/4 (2)	RHP Mike Foltyniewicz , on the ATL 10-day injured list, assigned to rehab with GWN. RHP Bryse Wilson optioned to GWN by ATL.
4/5 (4)	RHP Shane Carle optioned to GWN by ATL. RHP Elian Leyva placed on the GWN injured list.
4/7 (6)	C Alex Jackson recalled by ATL from GWN. C Sal Giardina assigned to GWN from DAN.
4/13 (10)	RHP Touki Toussaint recalled by ATL from GWN. RHP Kyle Wright optioned to GWN by ATL. RHP Elian Leyva activated off the GWN injured list. LHP Grant Dayton placed on the GWN 7-day injured list.
4/14 (14)	RHP Jacob Webb and RHP Dan Winkler recalled by ATL from GWN. LHP Sean Newcomb optioned to GWN by ATL. LHP Jordan Harrison transferred to GWN from MIS.
4/16 (18)	RHP Shane Carle recalled by ATL from GWN. LHP Jordan Harrison transferred to MIS from GWN. RHP Walter Borkovich transferred to GWN from FLA. RHP Ben Rowen transferred to GWN from MIS.
4/17 (20)	C Alex Jackson optioned to GWN by ATL. C Sal Giardina transferred to DAN from GWN.
4/18 (24)	RHP Mike Soroka recalled by ATL from GWN. RHP Shane Carle optioned to GWN by ATL. RHP Jason Creasy transferred to GWN from MIS. RHP Connor Johnstone transferred to MIS from GWN.
4/19 (26)	RHP Walter Borkovich transferred to FLA from GWN. LHP Grant Dayton activated off the GWN injured list.
4/20 (27)	RHP Shane Carle added by ATL from GWN to serve as 26th player for doubleheader.
4/21 (30)	RHP Shane Carle returned to GWN by ATL. RHP Touki Toussaint optioned to GWN by ATL. RHP Bryse Wilson recalled by ATL from GWN.
4/24 (32)	C Sal Giardina transferred to GWN from DAN. INF Pedro Florimon placed on the GWN temporary inactive list.
4/25 (33)	LHP Jonny Venters , on the ATL 10-day injured list, assigned to rehab with GWN.
4/26 (34)	C Alex Jackson placed on the GWN injured list, retroactive to 4/24.
4/27 (38)	INF Pedro Florimon activated off the GWN temporary inactive list. RHP Bryse Wilson optioned to GWN by ATL. RHP Mike Foltyniewicz completed rehab with GWN, activated by ATL. RHP Shane Carle recalled by ATL from GWN.
4/28 (39)	RHP Wes Parsons optioned to GWN by ATL.
4/29 (40)	LHP Grant Dayton recalled by ATL from GWN.
5/1 (42)	C Raffy Lopez placed on the GWN injured list. C Zack Soria activated off FLA injured list, transferred to GWN.
5/2 (45)	OF Tyler Neslony activated off the GWN injured list and transferred to MIS. LHP Jordan Harrison transferred to GWN from MIS. LHP Corbin Clouse placed on the GWN injured list.
5/3 (49)	RHP Shane Carle optioned to GWN by ATL. RHP Touki Toussaint recalled by ATL from GWN. C Alex Jackson activated off the GWN injured list. C Zack Soria transferred to DAN from GWN.
5/4 (53)	RHP Touki Toussaint optioned to GWN by ATL. LHP Sean Newcomb recalled by ATL from GWN. LHP Jesse Biddle , on the ATL 10-day injured list, assigned to rehab with GWN. RHP Jonathan Aro transferred to GWN from MIS.
5/7 (54)	RHP Jonathan Aro transferred to MIS from GWN.
5/8 (56)	RHP Kyle Wright recalled by ATL from GWN. LHP Grant Dayton optioned to GWN by ATL.
5/10 (58)	LHP Jonny Venters completed rehab with GWN, activated by ATL. LHP A.J. Minter optioned to GWN by ATL.
5/11 (59)	LHP Jordan Harrison transferred to MIS from GWN.
5/13 (64)	RHP Kyle Wright optioned to GWN by ATL. RHP Patrick Weigel and RHP Huascar Ynoa transferred to GWN from MIS. RHP Elian Leyva and RHP Andres Santiago transferred to MIS from GWN.
5/14 (66)	RHP Wes Parsons recalled by ATL from GWN. LHP Jesse Biddle completed rehab with GWN, activated by ATL.
5/15 (69)	3B/LF Austin Riley had his contract selected by ATL from GWN. RHP Touki Toussaint recalled by ATL from GWN. C Zack Soria transferred to GWN from DAN.
5/17 (70)	LHP Jerry Blevins outrighted to GWN by ATL.
5/18 (71)	LHP Jerry Blevins signed to a MLB contract, rejoined ATL.
5/20 (72)	RHP Wes Parsons optioned to GWN by ATL.
5/23 (73)	RHP Chad Sobotka , on the ATL 10-day injured list, assigned to rehab with GWN.
5/24 (74)	RHP Kyle Wright recalled by ATL from GWN.
5/25 (77)	RHP Chad Sobotka completed rehab with GWN, activated by ATL and optioned to GWN. LHP Thomas Burrows transferred to MIS from GWN. RHP Andres Santiago transferred to GWN from MIS.
5/26 (79)	RHP Andres Santiago transferred to MIS from GWN. RHP Jonathan Aro transferred to GWN from DAN.
5/27 (81)	RHP Kyle Wright optioned to GWN by ATL. RHP Jonathan Aro transferred to DAN from GWN.
5/30 (83)	RHP Jonathan Aro transferred to GWN from DAN. RHP Rafael De Paula transferred to DAN from GWN.
6/3 (85)	RHP Rafael De Paula transferred to GWN from DAN. RHP Jonathan Aro transferred to MIS from GWN.
6/5 (87)	C Zack Soria transferred to FLA from GWN. C Jonathan Morales transferred to GWN from MIS.
6/8 (90)	LHP Dallas Keuchel , signed by ATL as a MLB free agent, optioned to GWN. C Sal Giardina and RHP Chad Sobotka placed on the GWN injured list.
6/10 (91)	LHP Dallas Keuchel transferred to ROM from GWN.
6/11 (93)	LHP A.J. Minter recalled by ATL from GWN. OF Connor Lien activated off the MIS injured list and transferred to GWN.
6/13 (94)	RHP Connor Johnstone transferred to GWN from DAN.
6/15 (97)	RHP Huascar Ynoa recalled by ATL from GWN. RHP Dan Winkler optioned to GWN by ATL. RHP Jonathan Aro transferred to GWN from MIS.
6/17 (99)	RHP Huascar Ynoa optioned to GWN by ATL. LHP Grant Dayton recalled by ATL from GWN.
6/19 (100)	RHP Huascar Ynoa recalled by ATL from GWN.
6/20 (101)	RHP Chad Sobotka activated off the GWN 7-day injured list.
6/21 (103)	RHP Huascar Ynoa optioned to GWN by ATL. RHP Connor Johnstone transferred to MIS from GWN.
6/22 (104)	LHP Sean Newcomb , on the ATL 7-day injured list for concussions, assigned to rehab with GWN.
6/23 (106)	RHP Mike Foltyniewicz optioned to GWN by ATL. RHP Chad Sobotka recalled by ATL from GWN.
6/24 (108)	RHP Kyle Wright recalled by ATL from GWN. LHP Grant Dayton optioned to GWN by ATL.
6/25 (110)	LHP Sean Newcomb completed rehab with GWN, activated by ATL. RHP Chad Sobotka optioned to GWN by ATL.
6/26 (111)	RHP Jonathan Aro placed on the GWN injured list.
6/27 (114)	RHP Bryse Wilson recalled by ATL from GWN. RHP Kyle Wright optioned to GWN by ATL. RHP Andres Santiago activated off the MIS injured list, transferred to GWN.
6/28 (115)	RHP Andres Santiago transferred to DAN from GWN.

DATE (#)	MOVES
6/30 (116)	RHP Chad Sobotka recalled by ATL from GWN.
7/3 (121)	RHP Rafael De Paula placed on the GWN injured list. RHP Jonathan Aro activated off the GWN injured list. LHP Thomas Burrows transferred to GWN from MIS. LHP Corbin Clouse and RHP Caleb Dirks , both on the GWN injured list, assigned to rehab with GCLB.
7/4 (123)	LHP Grant Dayton recalled by ATL from GWN. RHP Bryse Wilson optioned to GWN by ATL.
7/5 (125)	RHP Jeremy Walker transferred to GWN from MIS. RHP Jonathan Aro transferred to MIS from GWN.
7/6 (127)	RHP Kurt Hoekstra transferred to GWN from FLA. RHP Jason Creasy transferred to MIS from GWN.
7/8 (128)	RHP Kurt Hoekstra transferred to FLA from GWN.
7/11 (132)	LHP Corbin Clouse activated off the GWN injured list. OF Ender Inciarte had his rehab assignment transferred to GWN from MIS. RHP Rafael De Paula activated off the GWN injured list. RHP Shane Carle placed on the GWN injured list.
7/15 (133)	RHP Huascar Ynoa recalled by ATL from GWN.
7/16 (136)	RHP Bryse Wilson recalled by ATL from GWN. RHP Kevin Gausman had his rehab assignment transferred to GWN from MIS. RHP Kurt Hoekstra transferred to GWN from FLA.
7/18 (142)	RHP Jason Creasy transferred to GWN from MIS. RHP Rafael De Paula placed on the GWN injured list. OF Ender Inciarte completed rehab with GWN, activated by ATL. RHP Kyle Wright recalled by ATL from GWN. RHP Bryse Wilson and RHP Huascar Ynoa optioned to GWN by ATL.
7/19 (148)	RHP Wes Parsons and RHP Patrick Weigel recalled by ATL from GWN. RHP Touki Toussaint and RHP Kyle Wright optioned to GWN by ATL. INF Jack Lopez placed on the GWN injured list. INF Riley Unroe transferred to GWN from MIS.
7/21 (150)	RHP Kevin Gausman completed rehab with GWN, activated by ATL. RHP Patrick Weigel optioned to GWN by ATL.
7/22 (154)	RHP Shane Carle activated off the GWN injured list. RHP Jason Creasy and RHP Kurt Hoekstra transferred to MIS from GWN. RHP Caleb Dirks activated off the GWN injured list and transferred to FLA.
7/24 (157)	RHP Jeremy Walker had his contract selected by ATL from GWN. RHP Shane Carle designated for assignment by ATL. RHP Wes Parsons optioned to GWN by ATL.
7/25 (158)	RHP Shane Carle traded by ATL to Texas in exchange for cash.
7/27 (161)	OF Adam Duvall recalled by ATL from GWN. INF Jack Lopez activated off the GWN injured list. RHP Jason Creasy transferred to GWN from MIS.
7/30 (162)	LHP Kolby Allard traded by ATL to Texas.
7/31 (166)	RHP Jacob Webb had his rehab assignment transferred to GWN from GCLB. OF Travis Demeritte traded by ATL to Detroit. RHP Dan Winkler traded by ATL to San Francisco. C John Ryan Murphy , acquired by ATL via trade with Arizona, assigned to GWN.
8/1 (169)	LHP A.J. Minter , RHP Chad Sobotka , and RHP Jeremy Walker optioned to GWN by ATL.
8/2 (171)	RHP Jason Creasy transferred to MIS from GWN. LHP Luiz Gohara , designated for assignment on 7/31, released by ATL.
8/4 (173)	RHP Jacob Webb completed rehab with GWN, activated by ATL and optioned to GWN. RHP Ben Rowen transferred to MIS from GWN.
8/5 (182)	RHP Mike Foltyniewicz recalled by ATL from GWN. RHP Ian Anderson , LHP Tucker Davidson , OF Cristian Pache , and OF Drew Waters transferred to GWN from MIS. LHP Thomas Burrows , OF Connor Lien , C Jonathan Morales , and INF Riley Unroe transferred to MIS from GWN.
8/7 (183)	1B Lucas Duda , signed by ATL as a MLB free agent, assigned to GWN.
8/8 (184)	RHP Jeremy Walker recalled by ATL from GWN.
8/9 (187)	RHP Patrick Weigel recalled by ATL from GWN. RHP Jeremy Walker optioned to GWN by ATL. RHP Rafael De Paula activated off the GWN injured list.
8/13 (189)	OF Rafael Ortega had his contract selected by ATL from GWN. RHP Patrick Weigel optioned to GWN by ATL.
8/16 (193)	RHP Bryse Wilson recalled by ATL from GWN. RHP Wes Parsons designated for assignment by ATL. INF Johan Camargo and OF Adam Duvall optioned to GWN by ATL.
8/17 (194)	OF Adam Duvall recalled by ATL from GWN.
8/19 (197)	RHP Bryse Wilson optioned to GWN by ATL. RHP Jacob Webb recalled by ATL from GWN, placed on the 60-day injured list. RHP Wes Parsons claimed off waivers by Colorado.
8/20 (198)	LHP Grant Dayton , on the ATL 10-day injured list, assigned to rehab with GWN.
8/21 (201)	C Alex Jackson recalled by ATL from GWN. LHP Tyler Matzek and C Jonathan Morales transferred to GWN from MIS.
8/23 (203)	LHP Corbin Clouse placed on the GWN injured list. RHP Ben Rowen transferred to GWN from MIS.
8/24 (204)	C Alex Jackson optioned to GWN by ATL.
8/25 (206)	RHP Rafael De Paula transferred to MIS from GWN. LHP Phil Pfeifer transferred to GWN from MIS.
8/26 (210)	OF/3B Austin Riley had his rehab assignment transferred to GWN from ROM. OF Adam Duvall optioned to GWN by ATL. RHP Ben Rowen transferred to DAN from GWN. 1B Lucas Duda released by ATL.
8/30 (211)	RHP Darren O'Day had his rehab assignment transferred to GWN from FLA.
8/31 (213)	LHP Caleb Thielbar , acquired by ATL via trade with Detroit, assigned to GWN. LHP Phil Pfeifer transferred to DAN from GWN.
9/1 (218)	INF Johan Camargo , RHP Chad Sobotka , and RHP Jeremy Walker recalled by ATL from GWN. LHP Phil Pfeifer and RHP Ben Rowen transferred to GWN from DAN.
9/3 (220)	LHP A.J. Minter and RHP Bryse Wilson recalled by ATL from GWN.
9/4 (223)	RHP Bryse Wilson optioned to GWN by ATL. RHP Jason Creasy and RHP Rafael De Paula transferred to GWN from MIS.
9/5 (228)	OF Adam Duvall and C Alex Jackson recalled by ATL from GWN, Jackson placed on the 60-day injured list. RHP Darren O'Day completed rehab with GWN, activated by ATL. INF Ray-Patrick Didder and INF Riley Unroe transferred to GWN from MIS.
9/6 (231)	OF/3B Austin Riley completed rehab with GWN, activated by ATL. C Jonathan Morales placed on the GWN injured list. C Carlos Martinez transferred to GWN from MIS.
9/8 (232)	OF Ryan LaMarre traded by ATL to Minnesota in exchange for cash.
9/12 (233)	LHP Grant Dayton completed rehab with GWN, activated by ATL.
9/13 (236)	RHP Touki Toussaint , RHP Bryse Wilson , and RHP Kyle Wright recalled by ATL from GWN.
9/17 (237)	C John Ryan Murphy had his contract selected by ATL from GWN.

2019 GAME-BY-GAME RESULTS

DATE/OPP.	RESULT	RECORD	IN IL SOUTH	WINNER / LOSER / SAVE	TIME / ATT.
4/4 vs. NOR	W, 3-1	1-0	T-1st (0.0 GA)	Foltynewicz (1-0) / Rogers / Burrows (1)	2:09 / 5,179
4/5 vs. NOR	L, 0-6	1-1	T-2nd (1.0 GB)	G. Ynoa / Wilson (0-1) / ---	2:49 / 2,352
4/6 vs. NOR	W, 7-0	2-1	T-1st (0.0 GA)	Soroka (1-0) / L. Ortiz / ---	2:19 / 4,298
4/7 vs. NOR	W, 4-3	3-1	T-1st (0.0 GA)	Burrows (1-0) / Ysla / Webb (1)	2:42 / 2,788
4/8 vs. DUR	W, 7-2	4-1	1st (0.5 GA)	Allard (1-0) / Merritt / ---	2:35 / 958
4/9 vs. DUR	L, 0-3	4-2	2nd (1.0 GB)	Faria / Foltynewicz (1-1) / Pagan	2:21 / 1,189
4/10 - OFF			2nd (1.5 GB)		
4/11 @ LOU	L, 6-7	4-3	2nd (1.5 GB)	Krol / Wilson (0-2) / Bass	2:41 / 7,581
4/12 @ LOU	W, 9-7	5-3	2nd (0.5 GB)	De Paula (1-0) / Romano / Winkler (1)	3:22 / 5,143
4/13 @ LOU	L, 2-3	5-4	2nd (0.5 GB)	Lopez / Santiago (0-1) / Bass	2:44 / 13,638
4/14 @ LOU	W, 7-4	6-4	2nd (0.5 GB)	Johnstone (1-0) / Romano / Burrows (2)	2:58 / 4,213
4/15 vs. CHA	W, 9-8	7-4	1st (0.5 GA)	Harrison (1-0) / Roach / Leyva (1)	3:00 / 1,279
4/16 vs. CHA	L, 6-10 (11)	7-5	2nd (0.5 GA)	Marshall / Borkovich (0-1) / ---	3:40 / 1,347
4/17 vs. CHA	L, 4-5	7-6	2nd (1.5 GB)	Stephens / Wright (0-1) / Hamilton	2:45 / 1,202
4/18 vs. CHA	L, 1-2	7-7	2nd (2.5 GB)	Adams / Newcomb (0-1) / Marshall	2:40 / 2,189
4/19 @ DUR	PPD (RAIN)	7-7	2nd (2.5 GB)		
4/20 @ DUR (G1)	L, 2-11 (7)	7-8	2nd (3.5 GB)	Merritt / Allard (1-1) / ---	2:16 / ---
4/20 @ DUR (G2)	L, 2-3 (7)	7-9	2nd (3.5 GB)	Milner / Clouse (0-1) / Drake	2:20 / 8,708
4/21 @ DUR	W, 7-6	8-9	2nd (3.5 GB)	Santiago (1-1) / Pruitt / Burrows (3)	2:22 / 6,064
4/22 - OFF			2nd (3.5 GB)		
4/23 vs. IND	W, 5-2	9-9	2nd (3.5 GB)	Wright (1-1) / McRae / ---	2:52 / 1,876
4/24 vs. IND	W, 7-6	10-9	2nd (3.5 GB)	Newcomb (1-1) / Brubaker / Burrows (4)	2:35 / 1,213
4/25 vs. IND	W, 6-2	11-9	2nd (2.5 GB)	Allard (2-1) / Vera / ---	2:47 / 1,187
4/26 vs. TOL	W, 8-4	12-9	2nd (2.5 GB)	Toussaint (1-0) / Alexander / De Paula (1)	2:49 / 4,796
4/27 vs. TOL	W, 16-3	13-9	2nd (1.5 GB)	Rowen (1-0) / B. Burrows / ---	3:13 / 6,102
4/28 vs. TOL	L, 4-15	13-10	2nd (1.5 GB)	Carpenter / Wright (1-2) / ---	3:18 / 5,069
4/29 @ CHA	W, 9-2	14-10	2nd (0.5 GB)	Newcomb (2-1) / Stephens / ---	2:50 / 6,306
4/30 @ CHA	W, 4-2	15-10	1st (0.5 GA)	Rowen (2-0) / Thompson / De Paula (2)	2:42 / 7,180
5/1 @ CHA	L, 7-10	15-11	2nd (0.5 GB)	Minaya / Creasy (0-1) / Frare	2:57 / 9,460
5/2 @ DUR	L, 2-8	15-12	2nd (0.5 GB)	Pinto / Santiago (1-2) / ---	2:56 / 6,458
5/3 @ DUR	W, 11-3	16-12	1st (0.5 GA)	Wright (2-2) / Faria / ---	3:01 / 8,366
5/4 @ DUR	W, 10-0 (5)	17-12	1st (1.5 GA)	Biddle (1-0) / Reyes / ---	1:37 / 10,382
5/5 @ DUR	L, 2-6	17-13	1st (1.0 GA)	Poche / Wilson (0-3) / ---	2:20 / 6,451
5/6 @ DUR	L, 2-4	17-14	1st (0.5 GA)	Sulser / Allard (2-2) / Drake	2:21 / 5,371
5/7 vs. BUF	L, 6-9 (10)	17-15	3rd (0.5 GB)	Fisk / De Paula (1-1) / Shafer	3:14 / 1,676
5/8 vs. BUF	W, 9-2	18-15	2nd (0.5 GB)	Rowen (3-0) / Waguespack / ---	3:00 / 1,284
5/9 vs. BUF	L, 2-7	18-16	3rd (1.5 GB)	Morimando / Toussaint (1-1) / ---	2:52 / 8,318
5/10 vs. PAW	W, 8-4	19-16	2nd (1.5 GB)	Wilson (1-3) / Shepherd / ---	2:36 / 3,435
5/11 vs. PAW	W, 5-4	20-16	2nd (1.5 GB)	Creasy (1-1) / Mejia / ---	3:01 / 5,489
5/12 vs. PAW	W, 4-1	21-16	2nd (0.5 GB)	Santiago (2-2) / Stankiewicz / De Paula (3)	2:23 / 2,258
5/13 - OFF			2nd (0.5 GB)		
5/14 @ BUF	W, 11-3	22-16	2nd (0.5 GB)	Wright (3-2) / Romano / ---	2:58 / 4,427
5/15 @ BUF	W, 6-2	23-16	2nd (0.5 GB)	Carle (1-0) / Waguespack / De Paula (4)	2:34 / 4,364
5/16 @ BUF	W, 11-2	24-16	1st (0.5 GA)	Wilson (2-3) / Morimando / ---	2:27 / 4,537
5/17 @ PAW	W, 7-5	25-16	1st (0.5 GA)	Allard (3-2) / Kent / Minter (1)	2:59 / 2,941
5/18 @ PAW	W, 5-2	26-16	1st (0.5 GA)	H. Ynoa (1-0) / Stankiewicz / De Paula (5)	2:51 / 6,924
5/19 @ PAW	L, 4-5	26-17	1st (0.5 GA)	Bleich / Rowen (3-1) / Lakins	2:28 / 5,217
5/20 - OFF			1st (0.5 GA)		
5/21 vs. CHA	L, 1-2	26-18	2nd (0.5 GB)	Guerrero / Wilson (2-4) / Fulmer	2:29 / 1,765
5/22 vs. CHA	W, 9-1	27-18	2nd (0.5 GB)	Allard (4-2) / Turner / ---	2:55 / 1,386
5/23 vs. CHA	L, 1-3	27-19	2nd (1.5 GB)	Cease / H. Ynoa (1-1) / Walsh	2:48 / 1,838
5/24 vs. NOR	W, 13-7	28-19	2nd (0.5 GB)	Carle (2-0) / Rogers / ---	2:37 / 4,226
5/25 vs. NOR	L, 8-10 (13)	28-20	2nd (1.5 GB)	Scott / De Paula (1-2) / ---	4:12 / 4,704
5/26 vs. NOR	W, 9-6	29-20	2nd (0.5 GB)	Wilson (3-4) / Herb / Aro (1)	2:34 / 2,463
5/27 vs. NOR	L, 7-9	29-21	2nd (1.5 GB)	Akin / Allard (4-3) / Scott	3:23 / 2,207
5/28 @ TOL	L, 4-5	29-22	3rd (2.5 GB)	DeCaster / Dayton (0-1) / Jimenez	2:45 / 3,651
5/29 @ TOL	W, 9-4	30-22	2nd (1.5 GB)	Parsons (1-0) / Hall / ---	3:16 / 9,706
5/30 @ TOL	W, 6-0	31-22	2nd (0.5 GB)	Carle (3-0) / Watkins / Aro (2)	2:24 / 4,294
5/31 @ IND	L, 1-4	31-23	2nd (0.5 GB)	Keselica / Wilson (3-5) / Lyons	2:38 / 12,775
6/1 @ IND	W, 7-6 (10)	32-23	T-1st (0.0 GA)	Sobotka (1-0) / Keselica / Parsons (1)	3:29 / 9,622
6/2 @ IND	W, 4-2	33-23	1st (1.0 GA)	Rowen (4-1) / Keller / Minter (2)	2:41 / 10,615
6/3 @ CHA	W, 7-5	34-23	1st (1.0 GA)	Creasy (2-1) / Turner / De Paula (6)	3:01 / 8,321
6/4 @ CHA	L, 6-7	34-24	T-1st (0.0 GA)	Cease / Wright (3-3) / Vieira	3:10 / 7,453
6/5 @ CHA	L, 5-6	34-25	T-1st (0.0 GA)	Fulmer / Minter (0-1) / ---	2:32 / 7,043
6/6 vs. DUR	W, 6-1	35-25	1st (1.0 GA)	Allard (5-3) / Slegers / ---	2:19 / 2,198
6/8 vs. DUR	L, 3-12	35-26	T-2nd (0.0 GB)	Nuno / Rowen (4-2) / ---	3:17 / 1,813
6/8 vs. DUR	PPD (RAIN)	35-26	T-2nd (0.0 GB)		
6/9 vs. DUR	L, 2-10	35-27	3rd (1.0 GB)	McKay / Wright (3-4) / ---	2:54 / 2,653
6/10 - OFF			T-2nd (1.5 GB)		

DATE/OPP.	RESULT	RECORD	IN IL SOUTH	WINNER / LOSER / SAVE	TIME / ATT.
6/11 @ LHV	L, 1-5	35-28	T-2nd (2.5 GB)	De Los Santos / Wilson (3-6) / Rios	2:29 / 6,868
6/12 @ LHV	L, 2-3	35-29	3rd (3.5 GB)	Rivero / Carle (3-1) / ---	2:29 / 7,803
6/13 @ LHV	W, 5-4 (11)	36-29	T-2nd (3.5 GB)	Johnstone (2-0) / Dohy / ---	3:40 / 6,799
6/14 @ SYR	W, 11-4	37-29	2nd (3.5 GB)	Wright (4-4) / Kay / ---	3:09 / 6,124
6/15 @ SYR	L, 0-5	37-30	2nd (4.5 GB)	Mazza / Rowen (4-3) / ---	2:17 / 9,611
6/16 @ SYR	L, 6-7	37-31	2nd (4.5 GB)	Sewald / Parsons (1-1) / Zamora	2:48 / 4,362
6/17 - OFF		37-31	2nd (4.5 GB)		
6/18 vs. LOU	W, 5-3 (10)	38-31	2nd (4.0 GB)	Aro (1-0) / Romano / ---	3:04 / 1,626
6/19 vs. LOU	L, 5-9	38-32	2nd (5.5 GB)	Antone / Weigel (0-1) / Herget	3:06 / 3,172
6/20 vs. LOU	W, 7-6	39-32	2nd (5.5 GB)	Aro (2-0) / Romano / ---	2:48 / 4,707
6/21 vs. SYR	L, 6-10	39-33	T-2nd (6.5 GB)	Mazza / Sobotka (1-1) / Peterson	3:26 / 5,717
6/22 vs. SYR	W, 2-0	40-33	3rd (5.5 GB)	Wilson (4-6) / Santana (0-1) / Parsons (2)	2:23 / 6,586
6/23 vs. SYR	W, 5-1	41-33	T-2nd (4.5 GB)	Allard (6-3) / Gagnon / ---	2:35 / 4,386
6/24 @ NOR	W, 13-4	42-33	2nd (4.5 GB)	Weigel (1-1) / Eshelman / ---	3:12 / 7,528
6/25 @ NOR	W, 8-4	43-33	2nd (4.5 GB)	Aro (3-0) / Araujo / ---	2:57 / 4,097
6/26 @ CHA	L, 6-9	43-34	2nd (4.5 GB)	Roach / Winkler (0-1) / Cordero	3:18 / 8,053
6/27 @ CHA	L, 5-8	43-35	T-2nd (4.5 GB)	Foster / Carle (3-2) / Vieira	3:08 / 8,827
6/28 vs. IND	W, 8-1	44-35	3rd (4.5 GB)	Wright (5-4) / Ramirez / ---	2:36 / 3,863
6/29 vs. IND	W, 5-2	45-35	2nd (3.5 GB)	Foltynewicz (2-1) / Keller / Winkler (2)	2:34 / 4,273
6/30 vs. IND	W, 5-3	46-35	2nd (2.5 GB)	Carle (4-2) / Vera / Creasy (1)	2:49 / 3,125
7/1 @ NOR	W, 8-1	47-35	2nd (1.5 GB)	Parsons (2-1) / Wotherspoon / ---	2:40 / 3,213
7/2 @ NOR	L, 2-3	47-36	2nd (2.5 GB)	Ortiz / H. Ynoa (1-2) / Tan. Scott	2:28 / 3,831
7/3 @ NOR	W, 8-2	48-36	2nd (2.5 GB)	Wright (6-4) / Shepherd / ---	2:58 / 7,678
7/4 vs. DUR	L, 3-5	48-37	2nd (3.5 GB)	Slegers / Parsons (2-2) / Wood	3:33 / 8,284
7/5 vs. DUR (G1)	L, 0-5	48-38	2nd (4.5 GB)	Santos / Allard (6-4) / Sulser	2:15 / ---
7/5 vs. DUR (G2)	W, 9-7 (9)	49-38	2nd (3.5 GB)	Kazmar Jr. (1-0) / Zombro / ---	3:24 / 3,409
7/6 vs. DUR	W, 7-3	50-38	2nd (2.5 GB)	Weigel (2-1) / Yarbrough / ---	2:49 / 4,409
7/7 vs. DUR	W, 7-0	51-38	2nd (1.5 GB)	H. Ynoa (2-2) / Beeks / ---	2:30 / 2,251
7/8-7/10	TRIPLE-A-ALL-STAR BREAK (PCL 9, IL 3 on 7/10 at Southwest University Park in El Paso, TX)				
7/11 @ CHA	L, 12-15	51-39	2nd (2.5 GB)	Foster / Wilson (4-7) / ---	3:36 / 8,503
7/12 @ CHA	W, 9-3	52-39	2nd (1.5 GB)	Wright (7-4) / Nicolino / ---	2:52 / 10,280
7/13 @ CHA	W, 8-5	53-39	2nd (1.5 GB)	Foltynewicz (3-1) / Despaigne / ---	3:15 / 9,717
7/14 @ CHA	W, 5-4	54-39	2nd (1.5 GB)	Weigel (3-1) / H. Santiago / Parsons (3)	3:06 / 8,394
7/15 vs. LHV	L, 6-12	54-40	2nd (1.5 GB)	Dohy / Burrows (1-1) / ---	3:22 / 1,446
7/16 vs. LHV	L, 2-4	54-41	2nd (2.5 GB)	De Los Santos / Gausman (0-1) / Salas	2:45 / 1,788
7/17 vs. LHV	W, 6-3	55-41	2nd (2.5 GB)	Walker (1-0) / Dohy / Burrows (5)	2:36 / 2,199
7/18 vs. LHV	W, 11-2	56-41	2nd (1.5 GB)	Foltynewicz (4-1) / Viza / ---	2:54 / 2,743
7/19 vs. ROC	W, 8-4	57-41	2nd (1.5 GB)	Creasy (3-1) / Hutchison / Clouse (1)	2:56 / 3,501
7/20 vs. ROC	W, 5-1	58-41	2nd (0.5 GB)	Allard (7-4) / Smeltzer / Walker (1)	2:36 / 4,001
7/21 vs. ROC	W, 12-1	59-41	1st (0.5 GA)	Wilson (5-7) / Poppen / ---	2:29 / 3,109
7/22 - OFF		59-41	1st (0.5 GA)		
7/23 @ LOU	L, 1-2	59-42	1st (0.5 GA)	Kuhnel / Clouse (0-2) / ---	2:40 / 9,326
7/24 @ LOU	W, 6-1	60-42	1st (1.5 GA)	Foltynewicz (5-1) / Gutierrez / ---	2:35 / 6,959
7/25 @ LOU	W, 5-4	61-42	1st (2.5 GA)	Wright (8-4) / Antone / Parsons (4)	2:37 / 8,008
7/26 @ COL	W, 12-2	62-42	1st (2.5 GA)	Weigel (4-1) / Talbot / ---	3:13 / 11,662
7/27 @ COL	L, 3-7	62-43	1st (1.5 GA)	Hill / Allard (7-5) / ---	2:37 / 10,100
7/28 @ COL	W, 3-1	63-43	1st (2.5 GA)	Wilson (6-7) / Peoples / Creasy (2)	2:18 / 8,672
7/29 vs. DUR	L, 1-6	63-44	1st (1.5 GA)	Merritt / H. Ynoa (2-3) / ---	3:08 / 1,998
7/30 vs. DUR	W, 7-6	64-44	1st (2.5 GA)	Weigel (5-1) / Banda / Creasy (3)	2:53 / 2,090
7/31 vs. NOR	W, 4-1	65-44	1st (3.5 GA)	Wright (9-4) / Akin / Burrows (6)	2:39 / 1,293
8/1 vs. NOR	L, 0-4	65-45	1st (2.5 GA)	Shepherd / Toussaint (1-2) / Tan. Scott	2:31 / 1,407
8/2 vs. CHA	W, 17-4	66-45	1st (3.5 GA)	Wilson (7-7) / Herrera (0-1) / ---	3:01 / 3,311
8/3 vs. CHA	L, 4-6	66-46	1st (3.5 GA)	Despaigne / H. Ynoa (2-4) / Minaya	3:04 / 5,838
8/4 vs. CHA	CNCL (RAIN)	66-46	1st (3.5 GA)		
8/5 - OFF		66-46	1st (3.5 GA)		
8/6 @ ROC	L, 3-8	66-47	1st (2.5 GA)	Guilmet / Anderson (0-1) / ---	3:05 / 4,903
8/7 @ ROC	W, 4-3	67-47	1st (2.5 GA)	Sobotka (2-1) / Bleich / Minter (3)	3:11 / 6,979
8/8 @ ROC	L, 4-7	67-48	1st (2.5 GA)	Jax / Toussaint (1-3) / Eades	2:43 / 5,451
8/9 @ SWB	W, 10-2	68-48	1st (2.5 GA)	Wilson (8-7) / Koerner / ---	2:44 / 7,981
8/10 @ SWB	L, 1-3	68-49	1st (2.5 GA)	Ort / Parsons (2-3) / Feyereisen	2:41 / 10,000
8/11 @ SWB	W, 3-1	69-49	1st (2.5 GA)	Anderson (1-1) / Garcia / Minter (4)	2:48 / 6,349
8/12 - OFF		69-49	1st (2.5 GA)		
8/13 vs. COL	W, 3-2	70-49	1st (2.5 GA)	Weigel (6-1) / Hill / Minter (5)	2:30 / 1,901
8/14 vs. COL	PPD (RAIN)	70-49	1st (3.0 GA)		
8/15 vs. COL (G1)	L, 2-5 (7)	70-50	1st (2.5 GA)	Chiang / Webb (0-1) / ---	2:12 / ---
8/15 vs. COL (G2)	L, 3-5 (7)	70-51	1st (2.5 GA)	Hernandez / H. Ynoa (2-5) / Hoyt	2:32 / 1,782
8/16 vs. SWB	W, 5-2	71-51	1st (3.5 GA)	Davidson (1-0) / King / Sobotka (1)	2:26 / 5,013
8/17 vs. SWB	W, 8-7 (11)	72-51	1st (4.5 GA)	Minter (1-1) / Lail / ---	3:46 / 9,001
8/18 vs. SWB	L, 3-9	72-52	1st (3.5 GA)	Rosa / Clouse (0-3) / ---	2:54 / 3,835
8/19 @ NOR	L, 5-6	72-53	1st (2.5 GA)	Tate / Walker (1-1) / Tay. Scott	2:40 / 7,238
8/20 @ NOR	L, 1-5	72-54	1st (1.5 GA)	Zimmermann / Toussaint (1-4) / ---	2:39 / 4,590

DATE/OPP.	RESULT	RECORD	IN IL SOUTH	WINNER / LOSER / SAVE	TIME / ATT.
8/21 @ NOR	W, 6-2	73-54	1st (1.5 GA)	Wilson (9-7) / Hess / ---	2:54 / 4,517
8/22 @ NOR	W, 8-7	74-54	1st (1.5 GA)	Minter (2-1) / Tan. Scott / Sobotka (2)	3:07 / 6,027
8/23 @ DUR	W, 8-5 (7)	75-54	1st (2.0 GA)	Walker (2-1) / Fairbanks / ---	2:25 / 10,376
8/24 @ DUR	L, 0-3	75-55	1st (1.5 GA)	Pinto @ Anderson (1-2) / Milner	2:39 / 9,556
8/25 @ DUR	W, 6-2	76-55	1st (2.5 GA)	Wright (10-4) / McWilliams / ---	3:12 / 8,428
8/26 vs. NOR	L, 7-17	76-56	1st (2.5 GA)	Hess / Toussaint (1-5) / ---	3:34 / 1,465
8/27 vs. NOR	W, 8-2	77-56	1st (3.5 GA)	Wilson (10-7) / Kremer / ---	2:26 / 1,894
8/28 vs. NOR	W, 14-8	78-56	1st (4.5 GA)	Pfeifer (1-0) / Blach / ---	2:59 / 2,001
8/29 vs. NOR	L, 1-8	78-57	1st (4.0 GA)	Akin / Davidson (1-1) / ---	3:01 / 4,001
8/30 @ DUR	L, 5-6	78-58	1st (4.0 GA)	Fairbanks / Minter (2-2) / ---	3:00 / 9,404
8/31 @ DUR	W, 3-2	79-58	1st (4.0 GA)	Wright (11-4) / Fleming / Thielbar (1)	3:03 / 10,202
9/1 @ DUR	L, 1-3	79-59	1st (4.0 GA)	Slegers / Toussaint (1-6) / De Leon	2:41 / 9,820
9/2 @ DUR	W, 8-5	80-59	1st (5.0 GA)	H. Ynoa (3-5) / Nuno / ---	3:17 / 7,814

LAST AT-BAT WINS (11)

DATE/OPPONENT	SCORE (INNING)	GAME-WINNING PLAY
4/12 at Louisville	9-7 (9th)	Travis Demeritte 2-out, 3-run double
5/11 vs. Pawtucket	5-4 (9th)	Ryan LaMarre scored on a walk-off foul pop-up
6/1 at Indianapolis	7-6 (10th)	Alex Jackson RBI single
6/13 at Lehigh Valley	5-4 (11th)	Jack Lopez RBI double
6/18 vs. Louisville	5-3 (10th)	Adam Duvall walk-off 2-run homer
6/20 vs. Louisville	7-6 (8th)	Luis Marte 2-out, 2-run single
7/5-G2 vs. Durham	9-7 (9th)	Luis Marte walk-off 2-run homer
8/13 vs. Columbus	3-2 (8th)	Pedro Florimon 2-run homer
8/17 vs. Scranton/WB	8-7 (11th)	Andres Blanco bases-loaded walk-off walk
8/22 at Norfolk	8-7 (9th)	Johan Camargo 2-out, 2-run double
8/23 at Durham	8-5 (7th)	Johan Camargo 2-run double

STANDINGS BREAKDOWN

Days Alone in First	59	Longest Stretch in First.....	44 Days (7/21-9/2)
Days Tied for First	6	Longest Stretch in Second	22 Days (6/29-7/20)
Days Alone in Second	71	Longest Stretch in Third	1 Day (7x, last: 6/28)
Days Tied for Second	9	Longest Stretch in Fourth	None
Days Alone in Third	7	Largest Lead for First	5.0 Games (9/2)
Days Tied for Third	0	Furthest Back from First	6.5 Games (6/21)
Days Alone in Fourth	0	Most Games Over .500	22 (78-56 on 8/28)
		Most Games Under .500	2 (7-9 on 4/20)

2019 INTERNATIONAL LEAGUE AWARD WINNERS

PLAYER	AWARD	STATS
Mike Soroka	IL Pitcher of the Week (4/4-4/7)	1-0, 0.00 ERA (0 ER in 5.0 IP), 0.00 WHIP, .000 BAA in 1GS
Andres Blanco	IL Batter of the Week (4/8-4/14)	.476 (10-21), 2 2B, 0 3B, 3 HR, 6 R, 10 RBI, 1.542 OPS in 5G
Austin Riley	IL Batter of the Week (5/6-5/12)	.296 (8-27), 1 2B, 0 3B, 4 HR, 7 R, 8 RBI, 1.184 OPS in 7G
Jack Lopez	IL Batter of the Week (6/17-6/23)	.619 (13-21), 3 2B, 0 3B, 0 HR, 9 R, 1 RBI, 1.429 OPS in 6G
Travis Demeritte	IL Midseason All-Star (4/4-7/7)	.301 (84-279), 26 2B, 2 3B, 18 HR, 60 R, 63 RBI, 1.005 OPS in 80G
Ben Rowen	IL Midseason All-Star (4/4-7/7)	4-3, 3.62 ERA (24 ER in 59.2 IP), 1.09 WHIP, .244 BAA in 22G, 6GS
Adam Duvall	IL Batter of the Week (8/26-9/2)	.364 (8-22), 1 2B, 1 3B, 3 HR, 8 R, 9 RBI, 1.457 OPS in 7G
Adam Duvall	IL Postseason All-Star (2019)	.266 (98-369), 20 2B, 4 3B, 32 HR, 74 R, 93 RBI, .966 OPS in 101G
Damon Berryhill	IL Manager of the Year (2019)	80-59 record (2nd in IL), IL South Division champions

2019 ATLANTA BRAVES ORGANIZATION AWARD WINNERS

PLAYER	AWARD	STATS
Adam Duvall	GWN April Player of the Month	.312 (29-93), 7 2B, 2 3B, 8 HR, 20 R, 21 RBI, 1.081 OPS in 25G
Rafael De Paula	GWN April Pitcher of the Month	1-0, 1.42 ERA (2 ER in 12.2 IP), 2 SV, 0.95 WHIP, .122 BAA in 8G
Travis Demeritte	GWN May Player of the Month	.317 (33-104), 9 2B, 1 3B, 10 HR, 22 R, 22 RBI, 1.097 OPS in 26G
Ben Rowen	GWN May Pitcher of the Month	1-1, 2.78 ERA (7 ER in 22.2 IP), 1.01 WHIP, .241 BAA in 7G, 3 GS
Adam Duvall	GWN June Player of the Month	.261 (24-92), 4 2B, 0 3B, 9 HR, 17 R, 27 RBI, .938 OPS in 26G
Kolby Allard	GWN June Pitcher of the Month	2-0, 2.43 ERA (10 ER in 37.0 IP), 1.30 WHIP, .264 BAA in 6GS
Alex Jackson	GWN July Player of the Month	.306 (22-72), 2 2B, 0 3B, 9 HR, 16 R, 23 RBI, 1.101 OPS in 21G
Patrick Weigel	GWN July Pitcher of the Month	4-0, 1.86 ERA (4 ER in 19.1 IP), 0.88 WHIP, .156 BAA in 6G, 3 GS
Pedro Florimon	GWN August Player of the Month	.344 (31-90), 6 2B, 1 3B, 6 HR, 15 R, 27 RBI, 1.058 OPS in 25G
Kyle Wright	GWN August Pitcher of the Month	2-0, 3.10 ERA (10 ER in 29.0 IP), 1.38 WHIP, .257 BAA in 5GS
Rafael Ortega	GWN Player of the Year	.285 (123-431), 34 2B, 3 3B, 21 HR, 83 R, 58 RBI, .897 OPS in 111G
Bryste Wilson	GWN Pitcher of the Year	10-7, 3.42 ERA (46 ER in 121.0 IP), 1.21 WHIP, .256 BAA in 21GS
Ian Anderson	Braves MiLB Pitcher of the Year	8-7, 3.38 ERA, 1.25 WHIP, .210 BAA in 26GS (with MIS/GWN)

MiLB.com 2019 Atlanta Braves Organization All-Stars: Alex Jackson (C), Austin Riley (3B), Riley Unroe (SS), Cristian Pache (OF), Drew Waters (OF), Adam Duvall (UTIL), Ian Anderson (RH Starter), Tucker Davidson (LH Starter)

2019 GOVERNORS' CUP PLAYOFFS RESULTS

DATE/OPP.	RESULT	SERIES	WINNER / LOSER / SAVE	TIME / ATT.
9/4 vs. COL	L, 4-5	COL leads, 1-0	Peoples / Davidson (0-1) / Karinchak	2:56 / 1,249
9/5 vs. COL	L, 3-7	COL leads, 2-0	Allen / Anderson (0-1) / J. Smith	2:42 / 1,503
9/6 @ COL	W, 10-6	COL leads, 2-1	Wright (1-0) / Chiang / ---	2:58 / 10,100
9/7 @ COL	L, 4-5	COL wins, 3-1	Edwards / Creasy (0-1) / J. Smith	3:25 / 7,994

GWINNETT STRIPERS 2019 POSTSEASON STATISTICS

HITTERS	AVG	G	AB	R	H	2B	3B	HR	RBI	BB	SO	SB	OBP	SLG	OPS
Blanco, Andres	.294	4	17	3	5	1	0	0	1	1	3	0	.368	.353	.721
Duvall, Adam	.333	1	3	1	1	0	0	1	1	1	2	0	.500	1.333	1.833
Florimon, Pedro	.278	4	18	3	5	0	0	1	1	0	6	0	.278	.444	.722
Kazmar Jr., Sean	.267	4	15	4	4	1	0	0	1	2	2	0	.389	.333	.722
LaMarre, Ryan	.118	4	17	2	2	1	0	1	1	2	5	0	.250	.353	.603
Lopez, Jack	.294	4	17	3	5	1	0	1	2	1	4	0	.333	.529	.863
Marte, Luis	.000	1	4	0	0	0	0	0	0	0	2	0	.000	.000	.000
Morales, Jonathan	.000	1	1	0	0	0	0	0	0	1	0	0	.500	.000	.500
Murphy, John Ryan	.333	4	9	1	3	0	0	1	4	6	4	0	.600	.667	1.267
Pache, Cristian	.417	4	12	1	5	2	0	1	7	0	2	0	.385	.833	1.218
Riley, Austin	.250	2	8	1	2	0	0	1	2	0	0	0	.250	.625	.875
Unroe, Riley	.000	1	4	1	0	0	0	0	0	1	2	0	.200	.000	.200
Waters, Drew	.188	4	16	1	3	1	0	0	0	2	6	1	.278	.250	.528
TEAM TOTALS	.248	4	141	21	35	7	0	7	20	17	38	1	.340	.447	.786

PITCHERS	W-L	ERA	G	GS	CG	SV/OP	IP	H	R	ER	HR	BB	SO	BAA
Anderson, Ian	0-1	8.44	1	1	0	0/0	5.1	6	5	5	1	3	4	.273
Creasy, Jason	0-1	---	1	0	0	0/1	0.0	1	1	1	0	2	0	1.000
Davidson, Tucker	0-1	9.82	1	1	0	0/0	3.2	8	5	4	0	3	3	.444
Dayton, Grant	0-0	16.20	2	0	0	0/0	1.2	5	3	3	1	0	2	.500
De Paula, Rafael	0-0	9.00	1	0	0	0/0	1.0	1	1	1	1	0	3	.250
Matzek, Tyler	0-0	2.70	2	0	0	0/0	3.1	2	1	1	0	0	4	.167
Pfeifer, Phil	0-0	0.00	1	0	0	0/0	2.0	1	0	0	0	0	1	.143
Rowen, Ben	0-0	0.00	1	0	0	0/0	2.1	0	0	0	0	1	0	.000
Thielbar, Caleb	0-0	6.75	2	0	0	0/0	1.1	3	1	1	0	0	3	.429
Weigel, Patrick	0-0	0.00	1	0	0	0/0	2.1	0	0	0	0	2	1	.000
Wilson, Bryse	0-0	4.50	1	1	0	0/0	6.0	10	3	3	1	1	6	.400
Wright, Kyle	1-0	3.00	1	1	0	0/0	6.0	6	3	2	1	1	6	.250
TEAM TOTALS	1-3	5.40	4	4	0	0/1	35.0	43	23	21	5	13	33	.299



TEAM HISTORY

Entering 2021, Sean Kazmar Jr. holds Gwinnett's career records for games (667), hits (620), at-bats (2,310), total bases (882), doubles (127), runs (279), and RBI (270).

Photo: Bernie Connelly

ATLANTA CRACKERS



Following a sporadic existence from 1884-1902, the Atlanta Crackers played in the Double-A Southern Association from 1903-1961, winning a league record 18 championships in that span. The Crackers joined the International League in 1962 and won the Governors' Cup in their inaugural Triple-A season. After playing in Ponce de Leon Park from 1906-1923, Spiller Field (later renamed Ponce de Leon Park) from 1924-1964 and Atlanta-Fulton County Stadium in 1965, the Crackers moved to Richmond, VA in 1966 to make way for the Milwaukee Braves to relocate to Atlanta.

YEAR	LEAGUE	MLB AFFILIATE	MANAGER(S)	W-L	PLACE	NOTES
1903	Southern Assoc.	--	Abner Powell	59-59	4th	
1904	Southern Assoc.	--	Abner Powell	78-57	2nd	
1905	Southern Assoc.	--	Otto Jordan	71-60	3rd	
1906	Southern Assoc.	--	William A. Smith	80-56	3rd	
1907	Southern Assoc.	--	William A. Smith	78-54	1st	League Champions
1908	Southern Assoc.	--	William A. Smith	63-72	6th	
1909	Southern Assoc.	--	William A. Smith	87-49	1st	League Champions
1910	Southern Assoc.	--	Otto Jordan	75-63	3rd	
1911	Southern Assoc.	--	Otto Jordan	54-84	8th	
1912	Southern Assoc.	--	Charlie Hemphill / Charles Alperman	54-83	8th	
1913	Southern Assoc.	--	William A. Smith	81-56	1st	League Champions
1914	Southern Assoc.	--	William A. Smith	78-66	4th	
1915	Southern Assoc.	--	William A. Smith	74-79	5th	
1916	Southern Assoc.	--	Charlie Frank	70-67	5th	
1917	Southern Assoc.	--	Charlie Frank	98-56	1st	League Champions
1918	Southern Assoc.	--	Charlie Frank	18-49	8th	League susp. June 28
1919	Southern Assoc.	--	Charlie Frank	85-83	1st	League Champions
1920	Southern Assoc.	--	Dick Kauffman	85-62	3rd	
1921	Southern Assoc.	--	Charlie Frank	73-78	5th	
1922	Southern Assoc.	--	Roy Ellam / Bill Rariden / Albert Bernsen	55-97	8th	
1923	Southern Assoc.	--	Otto Miller	78-73	4th	
1924	Southern Assoc.	--	Bert Niehoff	99-54	2nd	
1925	Southern Assoc.	--	Bert Niehoff	87-67	1st	League Champions
1926	Southern Assoc.	--	Bert Niehoff	78-76	5th	
1927	Southern Assoc.	--	Bert Niehoff	70-81	5th	
1928	Southern Assoc.	--	Bert Niehoff	66-87	7th	
1929	Southern Assoc.	--	Wilbur Good	78-75	5th	
1930	Southern Assoc.	--	Johnny Dobbs	84-69	4th	
1931	Southern Assoc.	--	Johnny Dobbs	78-76	6th	
1932	Southern Assoc.	--	David Barron	62-90	7th	
1933	Southern Assoc.	--	Charley Moore / Wilbert Robinson	62-86	7th	
1934	Southern Assoc.	--	Spencer Abbott / Eddie Moore	77-74	4th	
1935	Southern Assoc.	--	Eddie Moore	91-60	1st	League Champions
1936	Southern Assoc.	--	Eddie Moore	94-59	1st	League Champions
1937	Southern Assoc.	--	Eddie Moore	84-66	T-3rd	
1938	Southern Assoc.	--	Paul Richards	91-62	1st	League Champions
1939	Southern Assoc.	--	Paul Richards	83-67	4th	
1940	Southern Assoc.	--	Paul Richards	93-58	2nd	
1941	Southern Assoc.	--	Paul Richards	99-55	1st	League Champions
1942	Southern Assoc.	--	Paul Richards	76-78	5th	
1943	Southern Assoc.	--	Al Leitz / Harry Hughes	60-79	7th	
1944	Southern Assoc.	--	Kiki Cuyler	86-53	1st	League Champions
1945	Southern Assoc.	--	Kiki Cuyler	94-46	1st	League Champions
1946	Southern Assoc.	--	Kiki Cuyler	96-58	1st	League Champions
1947	Southern Assoc.	--	Kiki Cuyler	73-78	5th	
1948	Southern Assoc.	--	Kiki Cuyler	69-85	6th	
1949	Southern Assoc.	--	Cliff Dapper	71-82	5th	
1950	Southern Assoc.	Boston Braves	Dixie Walker	92-59	1st	League Champions
1951	Southern Assoc.	Boston Braves	Dixie Walker / Whit Wyatt	76-78	6th	
1952	Southern Assoc.	Boston Braves	Dixie Walker	82-72	2nd	
1953	Southern Assoc.	Milwaukee Braves	Gene Mauch	84-70	3rd	
1954	Southern Assoc.	Milwaukee Braves	Whit Wyatt	94-60	1st	League Champions
1955	Southern Assoc.	Milwaukee Braves	George McQuinn / Marv Rackley / Clyde King	70-84	7th	
1956	Southern Assoc.	Milwaukee Braves	Clyde King	89-65	1st	League Champions
1957	Southern Assoc.	Milwaukee Braves	Buddy Bates	87-67	1st	League Champions
1958	Southern Assoc.	Milwaukee Braves	Buddy Bates	84-70	3rd	
1959	Southern Assoc.	Milwaukee Braves	Buddy Bates / Bob Montag	56-96	8th	
1960	Southern Assoc.	L.A. Dodgers	Rube Walker	87-67	1st	League Champions
1961	Southern Assoc.	L.A. Dodgers	Rube Walker	77-74	4th	
1962	International	St. Louis Cardinals	Joe Schultz	83-71	3rd	League Champions
1963	International	St. Louis Cardinals	Harry Walker	85-68	2nd	
1964	International	Minnesota Twins	Jack McKeon / Pete Appleton	55-93	8th	
1965	International	Milwaukee Braves	Bill Adair	83-64	2nd	

RICHMOND BRAVES



When the Milwaukee Braves became the Atlanta Braves in 1966, the team moved their Triple-A affiliate from Atlanta to Richmond, VA. The Richmond Braves, also known as the "R-Braves," initially played at Parker Field, the former home of the International League's Richmond Virginians (who relocated to Toledo, OH and became the Toledo Mud Hens in 1965). After playing 19 seasons at Parker Field (1966-1984), the R-Braves moved into The Diamond in 1985 and played 24 seasons there through 2008. Following 43 years in Richmond and five Governors' Cup championships (1978, 1986, 1989, 1994, and 2007), the R-Braves moved to Gwinnett County prior to the 2009 season.

YEAR	MANAGER(S)	W-L	PCT	GA/GB	PLACE	PLAYOFFS
1966	Bill Adair	75-72	.510	8.0 GB	4th	Lost League Finals
1967	Luman Harris	81-60	.574	1.0 GA	1st	Lost in 1st Round
1968	Eddie Haas	59-87	.404	23.5 GB	8th	
1969	Mickey Vernon	56-83	.403	22.0 GB	8th	
1970	Mickey Vernon	73-67	.521	11.0 GB	5th	
1971	Clyde King	69-71	.493	17.0 GB	6th	
1972	Clyde King	65-78	.455	15.5 GB	6th	
1973	Bobby Hofman / Clint Courtney	53-93	.363	32.5 GB	8th	
1974	Clint Courtney	75-65	.536	11.0 GB	3rd	Lost in 1st Round
1975	Clint Courtney / Bob Lemon	62-75	.453	22.0 GB	6th	
1976	Jack McKeon	69-71	.493	20.0 GB	4th	Lost League Finals
1977	Tommie Aaron	71-69	.507	9.0 GB	4th	Lost in 1st Round
1978	Tommie Aaron	71-68	.511	13.5 GB	4th	League Champions
1979	Tom Burgess	76-64	.543	9.5 GB	3rd	Lost in 1st Round
1980	Fred Hatfield	69-71	.493	14.0 GB	4th	Lost in 1st Round
1981	Eddie Haas	83-56	.597	5.0 GB	2nd	Lost League Finals
1982	Eddie Haas	82-57	.590	3.5 GA	1st	Lost in 1st Round
1983	Eddie Haas	80-59	.576	2.5 GB	2nd	Lost League Finals
1984	Eddie Haas / Bobby Dews	66-73	.475	16.0 GB	6th	
1985	Roy Majtyka	75-65	.536	5.5 GB	5th	
1986	Roy Majtyka	80-60	.571	4.0 GA	1st	League Champions
1987	Roy Majtyka	56-83	.403	24.5 GB	8th	
1988	Jim Beauchamp	66-75	.468	11.0 GB	2nd in East	
1989	Jim Beauchamp	81-65	.555	4.0 GA	1st in West	League Champions
1990	Jim Beauchamp	71-74	.490	15.5 GB	3rd in West	
1991	Phil Niekro	65-79	.451	20.0 GB	4th in West	
1992	Chris Chambliss	73-71	.507	22.0 GB	2nd in West	Lost in 1st Round
1993	Grady Little	80-62	.563	6.5 GB	2nd in West	Lost in 1st Round
1994	Grady Little	80-61	.567	3.5 GA	1st in West	League Champions
1995	Grady Little	75-66	.532	10.5 GB	2nd in West	Lost in 1st Round
1996	Bill Dancy	62-79	.440	22.5 GB	4th in West	
1997	Bill Dancy	70-72	.493	9.0 GB	4th in West	
1998	Jeff Cox	64-80	.444	16.0 GB	4th in South	
1999	Randy Ingle	64-78	.451	18.5 GB	4th in South	
2000	Randy Ingle	51-92	.357	30.0 GB	4th in South	
2001	Carlos Tosca	68-76	.472	18.0 GB	3rd in South	
2002	Fredi Gonzalez	75-67	.528	4.0 GB	2nd in South	
2003	Pat Kelly	64-79	.448	10.5 GB	4th in South	
2004	Pat Kelly	79-62	.560	3.5 GA	1st in South	Lost League Finals
2005	Pat Kelly	56-88	.389	23.0 GB	4th in South	
2006	Brian Snitker	57-86	.399	23.0 GB	4th in South	
2007	Dave Brundage	77-64	.546	2.0 GB	2nd in South	League Champions
2008	Dave Brundage	63-78	.447	9.5 GB	4th in South	
RICHMOND BRAVES TOTALS:		2,987-3,101	.491			

HISTORY

POSTSEASON RESULTS

YEAR	RESULT	YEAR	RESULT
1966	Def. Rochester 3-1, Lost to Toronto 1-4	1986	Def. Tidewater 3-0, Def. Rochester 3-2 Governors' Cup Champions
1967	Lost to Toledo 2-3	1989	Def. Syracuse 3-1 Governors' Cup Champions
1974	Lost to Syracuse 1-4		Lost Triple-A Classic to Indianapolis
1976	Def. Rochester 3-1, Lost to Syracuse 1-3	1992	Lost to Columbus 0-3
1977	Lost to Pawtucket 3-1	1993	Lost to Charlotte 1-3
1978	Def. Charleston 3-1, Def. Pawtucket 4-3 Governors' Cup Champions	1994	Def. Charlotte 3-1, Def. Syracuse 3-0 Governors' Cup Champions
1979	Lost to Syracuse 2-3	1995	Lost to Norfolk 2-3
1980	Lost to Columbus 2-3	2004	Def. Columbus 3-2, Lost to Buffalo 1-3
1981	Def. Tidewater 3-2, Lost to Columbus 1-2	2007	Def. Scranton/WB 3-1, Def. Durham 3-2 Governors' Cup Champions
1982	Lost to Rochester 0-3		Lost Triple-A National Championship to Sacramento
1983	Def. Charleston 3-0, Lost to Tidewater 1-3		

GWINNETT BRAVES/STRIPERS



2009-17



2018-CURRENT

Gwinnett County began hosting the Atlanta Braves' Triple-A affiliate in 2009 with the inaugural season of the Gwinnett Braves at the brand-new Gwinnett Stadium (renamed Coolray Field in 2010). The "G-Braves" were instantly successful in the International League, capturing the Wild Card and a playoff berth with an 81-63 record in 2009. An IL South Division title followed in 2016, and that fall the G-Braves advanced to the Governors' Cup Finals for the first time in history.

In 2018, after nine seasons under the "Braves" moniker, Gwinnett rebranded to become the "Stripers." The Gwinnett Stripers, the first Braves-owned MiLB team to have a unique identity, won the IL South again in 2019.

In 2021, the Stripers agreed to a 10-year extension to remain Atlanta's Triple-A affiliate and moved into the newly-created Triple-A East, a 20-team league made up of the 14 former International League teams and six teams from other circuits.

YEAR	MANAGER(S)	W-L	PCT.	GA/GB	PLACE	PLAYOFFS
2009	Dave Brundage	81-63	.562	2.0 GB	2nd in South	Lost Semifinals
2010	Dave Brundage	72-71	.503	16.0 GB	2nd in South	
2011	Dave Brundage	78-65	.545	2.5 GB	2nd in South	
2012	Dave Brundage	62-82	.431	21.0 GB	4th in South	
2013	Randy Ready	60-84	.417	27.0 GB	4th in South	
2014	Brian Snitker	65-77	.458	9.0 GB	2nd in South	
2015	Brian Snitker	77-67	.535	1.0 GB	2nd in South	
2016	Brian Snitker / Rick Albert / John Moses	65-78	.455	0.5 GA	1st in South	Lost League Finals
2017	Damon Berryhill	71-71	.500	15.0 GB	2nd in South	
2018	Damon Berryhill	70-69	.504	9.0 GB	2nd in South	
2019	Damon Berryhill	80-59	.576	5.0 GA	1st in South	Lost Semifinals
2020	MiLB Season Cancelled					
GWINNETT BRAVES / STRIPERS TOTALS:		781-786	.498			

POSTSEASON RESULTS

2009	Lost to Scranton/WB 1-3
2016	Def. Columbus 3-1, Lost to Scranton/WB 1-3
2019	Lost to Columbus 1-3

FRANCHISE TRIPLE-A HISTORY

International League.....Atlanta Crackers (1962-65), Richmond Braves (1966-2008), Gwinnett Stripers (2009-20)
Triple-A East League.....Gwinnett Stripers (2021-current)

THE FIRST TIME IT HAPPENED...

RICHMOND FIRSTS		GWINNETT FIRSTS	
First Game, Loss	April 22, 1966 (Rochester 3, Richmond 2)	First Game, Win	April 9, 2009 (Gwinnett 9, Charlotte 1)
First Win at Parker Field	April 29, 1966 (Richmond 4, Toronto 1)	First Loss	April 10, 2009 (Charlotte 5, Gwinnett 3 — 7 innings)
First Starting Pitcher	Dick Kelley (4/22/66)	First Starting Pitcher	Tommy Hanson (1st inning BB, 4/9/09)
First Relief Pitcher	Jay Ritchie (4/22/66)	First Relief Pitcher	Kris Medlen (4/9/09)
First Winning Pitcher	Larry Maxie (4/29/66)	First Winning Pitcher	Kris Medlen (4/9/09)
First Batter	Amado Samuel (4/22/66)	First Strikeout (P)	Tommy Hanson (1st inning, 4/9/09)
First Run	Billy Southworth (7th inning HR, 4/22/66)	First Batter	Gregor Blanco (4/9/09)
First Hit	Ethan Blackaby (1st inning single, 4/22/66)	First Baserunner	Brandon Jones (1st inning BB, 4/9/09)
First Double	Ethan Blackaby (4/22/66)	First Run	Reid Gorecki (3rd inning, 4/9/09)
First Triple	Jim Beauchamp (5/6/66)	First Hit	Barbaro Canizares (1st inning, 4/9/09)
First HR	Billy Southworth (4/22/66)	First Stolen Base	Reid Gorecki (3rd inning, 4/9/09)
First RBI	Billy Southworth (4/22/66)	First HR	Barbaro Canizares (3rd inning, 4/9/09)
		First RBI	Brandon Jones (3rd inning, 4/9/09)

THE LAST TIME IT HAPPENED...

INDIVIDUAL, SINGLE GAME

Hit 2 home runs in one game	Alex Jackson vs. Norfolk, 8/28/19
Hit 3 home runs in one game	Austin Riley vs. Norfolk, 5/13/18
Opponent hit 2 home runs in one game	Erik Kratz (Scranton/WB), 8/17/19
Opponent hit 3 home runs in one game	Eric Stamets (Columbus), 6/16/17
Opponent hit 4 home runs in one game	Bubba Trammell (Toledo), 8/9/97
Hit a grand slam at home	Andres Blanco vs. Charlotte, 6/2/19
Hit a grand slam on the road	Rafael Ortega at Norfolk, 8/24/19
Hit a pinch-hit home run at home	Xavier Avery vs. Louisville, 8/14/18
Hit a pinch-hit home run on the road	Matt Tuasosopo at Syracuse, 7/28/17
Hit a postseason home run	Jack Lopez at Columbus, 9/7/19
Hit home runs from both sides of the plate in one game	Mel Rojas Jr. at Charlotte, 7/7/16
Hit an "inside-the-park" home run	Lane Adams vs. Durham, 4/9/17
Hit for the cycle	Tony Tarasco at Charlotte, 8/21/93
Pitcher hit a home run	Tim Gustafson at Indianapolis, 5/24/10
Hit 3 doubles in one game	Matt Tuasosopo vs. Lehigh Valley, 6/8/16
Hit 2 triples in one game	Ryan LaMarre vs. Syracuse, 6/21/19
Had 6 hits in one game	Bill McCarthy at Louisville, 5/14/05
Had 8 RBI in one game	Austin Riley vs. Norfolk, 5/13/18
Had 10 RBI in one game	Randall Simon at Charlotte, 6/27/98
Had 4 stolen bases in one game	Gregor Blanco at Norfolk, 5/26/07
Pitched a 9-inning no-hitter at home	Mickey Mahler vs. Toledo, 6/1/77
Pitched a 9-inning no-hitter on the road (solo)	Todd Redmond at Louisville, 5/28/10
Pitched a 9-inning no-hitter on the road (combined)	Rob Wooten/Matt Marksberry/Jose Ramirez at Louisville, 6/30/16
Pitched a perfect game	Pete Smith at Rochester, 5/3/92* (7 innings*)
Had 12-or-more strikeouts in one game	Bryse Wilson (13 SO) vs. Louisville, 8/15/18

INDIVIDUAL, SEASON

Hit .340 with at least 400 plate appearances	Phil Gosselin (.344), 2014
Hit 35 home runs	Hal Breen (37), 1970
Hit 30 home runs	Adam Duvall (32), 2019
Had 100 RBI	Randall Simon (102), 1997
Scored 100 runs	Ryan Langerhans (103), 2004
Had 150 hits	Ernesto Mejia (152), 2012
Had 35 doubles	Ernesto Mejia (35), 2013
Had 10 triples	Pete Orr (10), 2004
Drew 70 bases on balls	Ryan Langerhans (70), 2004
Struck out 150 times	Carlos Franco (153), 2018
Stole 30 bases	Emilio Bonifacio (37), 2016
Won 15 games	Julio Teheran (15), 2011
Won 12 games	Andrew Albers (12), 2017
Lost 12 games	Daniel Rodriguez (13), 2014
Had 3 shutouts	Brad Woodall (3), 1994
Had 5 complete games	Brad Woodall (5), 1996
Had 20 saves	Jairo Asencio (26), 2011
Struck out 150 batters	Andy Pratt (161), 2003
Struck out 140 batters	Cody Martin (142), 2014
Allowed 50 bases on balls	Aaron Blair (56), 2017
Allowed 150 hits	Cody Martin (151), 2014
Pitched 180.0 innings	Brad Woodall (185.2), 1994
Pitched 160.0 innings	Omar Poveda (164.0), 2013
Had below a 1.50 ERA (at least 50.0 IP)	Touki Toussaint (1.43 ERA, 50.1 IP), 2018
Had below a 1.00 WHIP (at least 50.0 IP)	Ryan Weber (0.94 WHIP, 73.1 IP), 2015

TEAM, SINGLE GAME

Scored 20 runs in one game	vs. Pawtucket, 5/13/83 (20 runs)
Allowed 20 runs in one game	at Louisville, 7/13/12 (22 runs)
Scored 10 runs in one inning	at Durham, 4/17/11 (6th inning)
Allowed 10 runs in one inning	at Durham, 4/9/13 (1st inning)
Had 25 hits in one game	vs. Pawtucket, 5/13/83
No-hit by an opponent	vs. Durham, 7/5/19-G1 (3 Pitchers, 7.0 IP)
Hit 8 doubles in one game	at Norfolk, 4/8/14
Hit 3 triples in one game	vs. Rochester, 8/20/16
Hit 6 home runs in one game	vs. Norfolk, 5/24/19
Hit 2 grand slams in one game	at Norfolk, 6/26/99
Stole 7 bases in one game	at Norfolk, 4/23/08
Stole 5 bases in one inning	at Columbus, 4/22/83 (1st inning)
Drew 15 bases on balls in one game	vs. Durham, 6/3/87
Allowed 15 bases on balls in one game	vs. Durham, 5/6/05
Struck out 18 times in one game	at Lehigh Valley, 6/13/19 (18 SO in 11 innings)
Struck out 20 opposing batters in one game	at Toledo, 6/10/11 (21 SO in 14 innings)
Turned a triple play	at Toledo, 5/28/19 (2nd inning)
Grounded into a triple play	at Pawtucket, 4/22/18 (2nd inning)

SINGLE-GAME, INDIVIDUAL RICH/GWN RECORDS (1966-2019)

TEAM OFFENSE	TOTAL	DATE
Most Runs, Game	20	May 13, 1983 vs. Pawtucket
Most Runs, Inning	11	May 21, 1997 at Charlotte (5th inning)
Most Hits, Game	25	May 13, 1983 vs. Pawtucket
Most Home Runs, Game	6	July 11, 1983 at Rochester June 27, 1998 at Charlotte June 25, 2004 at Pawtucket August 28, 2011 vs. Norfolk May 24, 2019 vs. Norfolk
Most Stolen Bases, Game	8	April 23, 2008 at Norfolk
Most Stolen Bases, Inning	5	April 22, 1983 at Columbus (1st inning)
Most Bases on Balls, Game	15	June 3, 1987 at Maine
Most Strikeouts, Game	19	June 6, 2003 at Louisville
TEAM DEFENSE	TOTAL	DATE
Most Errors, Game	7	May 1, 1998 at Durham
Most Double Plays, Game	8	August 7, 1989 vs. Toledo (G1, 21 innings)
INDIVIDUAL BATTING	TOTAL	PLAYER/ DATE
Most Hits, Game	6	Jeff Geach vs. Memphis, August 26, 1976 Bill McCarthy at Louisville, May 14, 2005
Most Home Runs, Game	3	Miguel Sosa at Pawtucket, May 9, 1985 Randall Simon at Charlotte, June 27, 1998 Scott Thorman at Charlotte, July 30, 2005 Derrick Mitchell at Lehigh Valley, May 9, 2014 Austin Riley vs. Norfolk, May 13, 2018
Most RBI, Game	10	Randall Simon at Charlotte, June 27, 1998
Longest Hit Streak, Games	27	Josh Anderson, July 25-August 22, 2008
Longest Home Run Streak, Games	7	Brook Jacoby, August 2-8, 1983 (tied IL record)
Hit for Cycle, Season	1	Reggie Sanders at Syracuse, June 9, 1976 Albert Hall at Syracuse, May 3, 1982 Gerald Perry vs. Tidewater, May 12, 1982 Tommy Dunbar vs. Syracuse, August 1, 1988 Ron Gant at Rochester, July 29, 1989 Tony Tarasco at Charlotte, August 21, 1993
INDIVIDUAL PITCHING	TOTAL	PLAYER/DATE
Most Strikeouts, Game	18	Ed Rakow vs. Toronto, June 14, 1967
Most Consecutive Victories, Season	10	Tony Brizzolara, 1981
Most Consecutive Losses, Season	9	Conrad Noessel, 1968 John Ennis, 2003
No-Hitters (9 innings), Season	1	Mickey Mahler vs. Toledo, June 1, 1977 Charlie Puleo, Steve Ziem at Oklahoma City, June 27, 1989 Todd Redmond at Louisville, May 28, 2010 Wooten, Marksberry, J. Ramirez at Louisville, June 30, 2016
Perfect Games, Season	1	Pete Smith at Rochester, May 3, 1992 (G2, 7 innings)
MISCELLANEOUS	TOTAL	OPPONENT/DATE
Largest Single-Game Home Crowd	15,864	Exhibition vs. Atlanta at Parker Field, April 28, 1983
Largest Regular-Season Home Crowd	15,184	Vs. Columbus at Parker Field, September 2, 1967
Longest Game, Innings	22 Innings	5-4 loss vs. Syracuse, August 24, 1966 12-6 win at Syracuse, July 30, 1980
Largest Margin of Victory	20 Runs	20-0 win vs. Pawtucket, May 13, 1983
Largest Margin of Defeat	21 Runs	22-1 loss at Louisville, July 13, 2012
Longest Winning Streak	11 Games	June 19-30, 1967 June 30-July 10, 1992
Longest Losing Streak	15 Games	June 16-30, 2012

GWINNETT SINGLE-GAME RECORDS (2009-2019)

TEAM OFFENSE	TOTAL	DATE
Most Runs, Game	19	April 11, 2009 at Charlotte
Most Hits, Game	23	August 19, 2012 at Durham
Most Runs, Inning	10	6th inning, April 17, 2011 at Durham
Fewest Hits, Game	0	April 28, 2010 vs. Norfolk May 25, 2018 vs. Columbus (8 innings) July 5, 2019 vs. Durham (G1 of DH, 7 innings)
Most Doubles, Game	8	May 2, 2010 vs. Pawtucket April 8, 2014 at Norfolk
Most Triples, Game	3	June 1, 2013 at Lehigh Valley July 2, 2015 at Charlotte August 20, 2016 vs. Rochester
Most Home Runs, Game	6	August 28, 2011 vs. Norfolk May 24, 2019 vs. Norfolk
Most Home Runs, Inning	3	4th inning, August 12, 2012 vs. Louisville 3rd inning, June 25, 2014 vs. Toledo 2nd inning, July 1, 2019 at Norfolk
Most Extra-Base Hits, Game	10	August 2, 2019 vs. Charlotte
Most Stolen Bases, Game	5	April 27, 2010 vs. Norfolk
Most Bases-On-Balls, Game	11	April 11, 2012 at Norfolk May 30, 2018 at Indianapolis August 17, 2019 vs. Scranton/WB
Most Strikeouts, Game	18	April 5, 2012 at Durham May 19, 2017 vs. Durham April 20, 2018 at Pawtucket June 13, 2019 at Lehigh Valley
Longest Scoring Drought	28.2 Innings	April 23-26, 2016
TEAM PITCHING	TOTAL	DATE
Most Runs Allowed, Game	22	July 13, 2012 at Louisville
Most Runs Allowed, Inning	10	1st inning, April 9, 2013 at Durham
Most Hits Allowed, Game	23	July 13, 2012 at Louisville
Fewest Hits Allowed, Game	0	May 28, 2010 at Louisville June 30, 2016 at Louisville
Most Home Runs Allowed, Game	5	June 22, 2009 at Louisville June 16, 2017 at Columbus
Most Strikeouts, Game	21	June 10, 2011 at Toledo
Most Walks Allowed, Game	11	July 25, 2012 vs. Durham April 10, 2016 at Norfolk June 4, 2016 at Durham June 21, 2016 vs. Indianapolis
Most Wild Pitches, Game	5	April 22, 2018 at Pawtucket July 26, 2018 at Lehigh Valley
Most Hit Batsmen, Game	4	April 11, 2013 at Charlotte May 9, 2019 vs. Buffalo June 21, 2019 vs. Syracuse
Consecutive Scoreless Innings:	28.0 Innings	June 9-13, 2017
TEAM DEFENSE	TOTAL	DATE
Most Errors, Game	5	June 6, 2009 vs. Columbus August 17, 2010 vs. Norfolk
Most Double Plays, Game	6	April 22, 2013 vs. Charlotte
Most Triple Plays, Game	1	August 25, 2010 vs. Charlotte August 7, 2015 vs. Buffalo May 28, 2019 at Toledo
Most Stolen Bases Allowed, Game	5	August 12, 2011 vs. Pawtucket
Most Caught Stealing, Game	3	June 10, 2013 vs. Columbus
TEAM MISCELLANEOUS	TOTAL	DATE
Longest Winning Streak	8 Games	May 10-18, 2019
Longest Losing Streak	15 Games	June 16-30, 2012
Largest Margin of Victory	16 Runs	April 11, 2009 at Charlotte (19-3)
Largest Margin of Defeat	21 Runs	July 13, 2012 at Louisville (22-1)
Largest Comeback Win	8 Runs	April 11, 2012 at Norfolk (14-12) May 28, 2012 vs. Lehigh Valley (9-8)
Longest Game, Time	5:04	August 29, 2009 at Durham (14 innings)
Longest Game, Time (9 Innings)	4:15	July 24, 2012 vs. Durham
Longest Game, Innings	15 Innings	May 17, 2010 vs. Lehigh Valley May 12, 2011 at Pawtucket April 28, 2016 at Toledo
Shortest Game, Time (9 Innings)	1:55	July 27, 2011 at Durham
Largest Home Crowd (Reg. Season)	10,427	April 17, 2009 vs. Norfolk, July 4, 2009 vs. Norfolk
Largest Road Crowd	17,600	July 23, 2016 at Buffalo

GWINNETT INDIVIDUAL RECORDS (2009-2019)

INDIVIDUAL BATTING	TOTAL	PLAYER/DATE
Most Hits, Game	5	8x, last: Sean Kazmar Jr., 8/28/19 vs. Norfolk
Most Doubles, Game	3	7x, last: Matt Tuiasosopo, 6/8/16 vs. Lehigh Valley
Most Triples, Game	2	5x, last: Ryan LaMarre, 6/21/19 vs. Syracuse
Most Home Runs, Game	3	2x, last: Austin Riley, 5/13/18 vs. Norfolk
Most Extra-Base Hits, Game	4	2x, last: Ernesto Mejia, 6/1/13 at Lehigh Valley
Most Runs Scored, Game	4	Several Tied, last: Carlos Franco, 6/26/17 at Toledo
Most RBI, Game	8	2x, last: Austin Riley, 5/13/18 vs. Norfolk
Most Stolen Bases, Game	3	10x, last: Danny Santana, 8/14/18 vs. Louisville
Most Caught Stealing, Game	2	4x, last: Jose Peraza, 7/12/15 at Durham
Most Walks, Game	4	4x, last: Andres Blanco, 8/17/19 vs. Scranton/WB
Most Strikeouts, Game	5	Austin Riley, 8/9/18 at Buffalo
Most Hit-By-Pitch, Game	3	Alex Jackson, 7/18/19 vs. Lehigh Valley
Longest Hitting Streak	22 Games	Jose Constanza, 6/22/12 to 7/19/12
Longest On-Base Streak	48 Games	Wes Timmons, 5/27/09 to 8/16/09
Longest Home Run Streak	5 Games	2x, last: Adam Duvall, 4/25/19 to 4/29/19
Longest RBI Streak	8 Games	Adonis Garcia, 5/11/16 to 5/18/16
Longest Multi-Hit Streak	7 Games	Tyler Pastornicky, 4/10/13 to 4/16/13
INDIVIDUAL PITCHING	TOTAL	PLAYER/DATE
Most Innings, Game (Starter)	9.0	9x, last: Williams Perez, 5/6/16 vs. Charlotte
Most Innings, Game (Reliever)	7.0	3x, last: Casey Kelly, 5/16/16 vs. Durham
Most Strikeouts, Game (Starter)	13	Bryse Wilson, 8/15/18 vs. Louisville
Most Strikeouts, Game (Reliever)	11	Lucas Sims, 7/17/17 vs. Lehigh Valley
Most Walks, Game (Starter)	7	3x, last: Tyrell Jenkins, 8/31/16 vs. Norfolk
Most Walks, Game (Reliever)	6	Lucas Sims, 6/5/16 at Durham
Most Earned Runs, Game (Starter)	10	2x, last: Chien-Ming Wang, 6/3/15-G1 at Norfolk
Most Earned Runs, Game (Reliever)	8	3x, last: Lucas Sims, 6/5/16 at Durham
Most Hits Allowed, Game (Starter)	13	Yohan Flande, 5/18/13 vs. Louisville
Most Hits Allowed, Game (Reliever)	12	Yohan Flande, 7/23/11 at Norfolk
Least Runs Allowed, 9.0 IP CG	0	7x, last: Williams Perez, 5/6/16 vs. Charlotte
Least Hits Allowed, 9.0 IP CG	0	Todd Redmond, 5/28/10 at Louisville
Most HR Allowed, Game (Starter)	4	2x, last: Lucas Sims, 6/16/17 at Columbus
Most HR Allowed, Game (Reliever)	4	Steven Shell, 8/20/11 at Charlotte
Most Consecutive Starts with a Win	6 Starts	2x, last: Bryse Wilson, 6-0 from 7/21/19 to 8/27/19
Most Consecutive Starts with a Loss	5 Starts	Daniel Rodriguez, 0-5 from 5/20/14 to 6/15/14
Consecutive Scoreless IP (Starter)	24.0 IP	Julio Teheran, 6/4/11 to 6/20/11
Consecutive Scoreless IP (Overall)	25.1 IP	Stephen Marek, 6/6/10 to 8/2/10
Longest Saves Streak	21 Saves	Jairo Asencio, 9/6/09 to 8/8/11

SINGLE-SEASON LEADERS - HITTING

	TOTAL	PLAYER/YEAR
Runs Scored	88	Matt Young, 2010
Hits	154	Mauro Gomez, 2011
Doubles	35	Freddie Freeman, 2010 Ernesto Mejia, 2013
Triples	8	Ozzie Albies, 2017 Ryan LaMarre, 2019
Home Runs	32	Adam Duvall, 2019
Total Bases	264	Mauro Gomez, 2011
RBI	93	Adam Duvall, 2019
Stolen Bases	46	Luis Durango, 2012
Walks	62	Wes Timmons, 2009
Strikeouts	159	Xavier Avery, 2017
Hit-By-Pitch	18	Alex Jackson, 2019
Hits with RISP	47	Barbaro Canizares, '09, '10
Batting Average*	.344	Phil Gosselin, 2014
On-Base Pct.*	.416	Wes Timmons, 2009
Slugging Pct*	.602	Adam Duvall, 2019
OPS*	.966	Adam Duvall, 2019

*Qualifying

SINGLE-SEASON LEADERS - PITCHING

	TOTAL	PLAYER/YEAR
Wins	15	Julio Teheran, 2011
Losses	13	Daniel Rodriguez, 2014
Innings Pitched	169.2	Todd Redmond, 2011
Appearances	58	Jairo Asencio, 2009
Strikeouts	142	Todd Redmond, '10, '11 Cody Martin, 2014
Complete Games	2	Todd Redmond, 2011 Chris Ellis, 2016 Williams Perez, 2016 Aaron Blair, 2017 Matt Wisler, 2018
CG Shutouts	1	13 Players Tied
Saves	27	Jairo Asencio, 2009
Holds	10	Juan Perez, 2009 David Carpenter, 2015
Quality Starts	19	Todd Redmond, 2011
Lowest ERA*	2.55	Julio Teheran, 2011
Lowest WHIP*	1.14	Lucas Sims, 2017
Lowest BAA*	.224	Lucas Sims, 2017

SINGLE-SEASON LEADERS - DEFENSE

Errors	24	Edward Salcedo, 2014
Outfield Assists	13	Luis Durango, 2012
Passed Balls	11	Matt Pagnozzi, 2013

SINGLE-SEASON HIGHS & LOWS: TEAM (1966-2019)

OFFENSE	HIGH	YEAR	LOW	YEAR
Batting Average	.284	1982	.231	1973
Games	147	1966	137	1975
At-Bats	4,862	1991	4,273	1975
Runs	809	1983	489	1975
Hits	1,335	1993	1,023	1973
Total Bases	2,173	2019	1,443	1973
Doubles	266	1997	143	1973
Triples	55	2003	17	2002
Home Runs	200	2019	50	2015
Runs Batted In	745	1983	455	1972
Sacrifice Hits	83	1976	13	2019
Sacrifice Flies	53	1985	17	1973
Hit By Pitch	91	2019	17	1967
Walks	653	1982	311	2001
Intentional Walks	59	1970	6	2019
Strikeouts	1,265	2019	618	1969
Stolen Bases	195	1986	31	1968
Caught Stealing	86	1980	17	1972
Stolen Base Percentage	.780 (85-for-109)	1966	.519 (54-for-104)	1977
PITCHING	HIGH	YEAR	LOW	YEAR
Earned Run Average	5.08	2000	3.01	1967
Complete Games	53	1967	0	2019
Shutouts	19	1967	1	1999, 2004
Saves	50	1989	17	1969
Innings Pitched	1,277.2	1966	1,129.1	1975
Hits Allowed	1,390	2000	1,051	1967
Runs Allowed	782	2000	475	1967
Earned Runs Allowed	701	2000	410	1967
Home Runs Allowed	143	1997	60	1989
Hit Batters	72	2019	17	1984
Walks	641	1976	354	1967
Strikeouts	1,223	2011	662	1980
Wild Pitches	98	1979, 2018	34	1978
Balks	38	1988	1	1974
DEFENSE	HIGH	YEAR	LOW	YEAR
Put Outs	3,833	1966	3,388	1975
Assists	1,593	1980	1,208	2017
Errors	184	1968	94	2018
Passed Balls	25	1993	4	1978
Double Plays	161	1991	106	1988
Fielding Percentage	.981	'04, '07, '16, '18	.965	1969
TEAM	HIGH	YEAR	LOW	YEAR
Wins	83	1981	53	1973
Losses	93	1973	56	1981
Wins over One Club	19 vs. PAW	1985	0 vs. PAW 0 vs. COL	2006 2016
Losses to One Club	17 vs. PAW	1973	0 vs. BUF	2016

SINGLE-SEASON BATTING LEADERS (1966-2019)

BATTING AVERAGE (Qualifying)

1.	Ralph Garr	1970	.386
2.	Brett Butler	1981	.355
3.	Phil Gosselin	2014	.344
4.	Barbaro Canizares	2010	.341
5.	Brad Komminsk	1983	.334
6.	Tommy Gregg	1997	.332
7.	Tony Tarasco	1993	.330
8.	Ralph Garr	1969	.329
9.	Junior Moore	1976	.329
10.	Johnny Estrada	2003	.328

AT BATS

1.	Wes Helms	2000	539
2.	Chipper Jones	1993	536
3.	Albert Hall	1982	528
4.	Chuck Harrison	1968	522
5.	Albert Hall	1983	521
	Luis Lopez	1994	521
7.	Jose Munoz	1995	520
8.	Randall Simon	1997	519
9.	Mark Lemke	1989	518
10.	Ed Miller	1979	517

RUNS

1.	Albert Hall	1983	120
2.	Paul Runge	1982	106
3.	Bob Beall	1974	105
4.	Ryan Langerhans	2004	103
5.	Dusty Baker	1970	97
	Albert Hall	1982	97
	Chipper Jones	1993	97
8.	Brad Komminsk	1983	94
	Gerald Perry	1982	94
10.	Brett Butler	1981	93

HITS

1.	Chipper Jones	1993	174
2.	Randall Simon	1997	160
3.	Bill Robinson	1966	159
	Luis Lopez	1994	159
5.	Brett Butler	1981	156
6.	Wes Helms	2000	155
	Josh Anderson	2008	155
8.	Brook Jacoby	1983	154
	Steve Sisco	1999	154
	Mauro Gomez	2011	154

TOTAL BASES

1.	Chipper Jones	1993	268
2.	Brook Jacoby	1983	265
3.	Mauro Gomez	2011	264
4.	Hal Breeden	1970	261
5.	Hank Small	1978	258
	Ernesto Mejia	2012	258
7.	Bill Robinson	1966	257
8.	Wes Helms	2000	256
9.	Luis Lopez	1994	252
10.	Two players tied		249

DOUBLES

1.	Randall Simon	1997	45
2.	Tommy Gregg	1997	36
	Gabe Whalley	1998	36
	Steve Sisco	1999	36
5.	Freddie Freeman	2010	35
	Ernesto Mejia	2013	35
7.	Damon Hollins	2002	34
	Ryan Langerhans	2004	34
	Mauro Gomez	2011	34
	Rafael Ortega	2019	34

TRIPLES

1.	Albert Hall	1982	15
2.	Wilson Betemit	2003	13
3.	Chipper Jones	1993	12
4.	Ed Miller	1979	11
	Albert Hall	1983	11
	Greg Tubbs	1989	11
7.	Brad Tyler	1997	10
	Pete Orr	2004	10
9.	Four players tied		9

HOME RUNS

1.	Hal Breeden	1970	37
2.	Dave Nicholson	1968	34
3.	Adam Duvall	2019	32
4.	Jerry Keller	1982	28
	Ernesto Mejia	2013	28
	Alex Jackson	2019	28
7.	Mike Hessman	2002	26
8.	Jim Beauchamp	1966	25
	Jim Beauchamp	1967	25
	Chuck Harrison	1968	25
	Hank Small	1978	25
	Brook Jacoby	1983	25
	Stefan Gartrell	2011	25

RUNS BATTED IN

1.	Hal Breeden	1970	116
2.	Brad Komminsk	1983	103
3.	Randall Simon	1997	102
4.	Hank Small	1978	101
5.	Brook Jacoby	1982	100
6.	Jerry Keller	1982	93
	Gerald Perry	1982	93
	Adam Duvall	2019	93
9.	Ernesto Mejia	2012	92
10.	Stefan Gartrell	2011	91

WALKS

1.	Bob Beall	1974	136
2.	Bob Beall	1976	135
3.	Bob Beall	1977	133
4.	Brett Butler	1981	103
5.	Ken Smith	1984	99
6.	Paul Runge	1982	95
7.	Paul Runge	1986	92
8.	Gerald Perry	1982	91
9.	Larry Whisenton	1981	89
10.	Hal Breeden	1970	85

STRIKEOUTS

1.	Dave Nicholson	1968	199
2.	Xavier Avery	2017	159
3.	Carlos Franco	2018	153
4.	Ernesto Mejia	2013	152
5.	Matt Tuasosopo	2017	139
6.	Brandon Hicks	2011	137
7.	Pedro Florimon	2019	135
8.	Jose Oliva	1993	134
9.	Ernesto Mejia	2012	132
10.	Mauro Gomez	2011	131

STOLEN BASES

1.	Ed Miller	1979	76
2.	Albert Hall	1986	72
3.	Ralph Garr	1969	63
4.	Albert Hall	1982	62
5.	Ed Miller	1980	60
6.	Milt Thompson	1984	47
7.	Albert Hall	1983	46
	Esix Snead	2005	46
	Luis Durango	2012	46
10.	Two players tied		44

SINGLE-SEASON PITCHING LEADERS (1966-2019)

EARNED RUN AVERAGE (Qualifying)

1.	Pablo Torrealba	1975	1.45
2.	Jim A. Britton	1967	2.20
3.	Jason Schmidt	1995	2.25
4.	Wentz Ford	1973	2.42
5.	Brad Woodall	1994	2.42
6.	Paul Marak	1990	2.49
7.	Ron Reed	1967	2.51
8.	Doug Linton	2002	2.53
9.	Jamie Easterly	1974	2.54
10.	Julio Teheran	2011	2.55

WINS

1.	Craig McMurtry	1982	17
2.	Tommy Boggs	1979	15
	Tony Brizzolara	1982	15
	Brad Woodall	1994	15
	Trey Hodges	2002	15
	Julio Teheran	2011	15
7.	Ron Reed	1967	14
	Barry Lersch	1974	14
	Charlie Puleo	1986	14
	David Nied	1992	14

LOSSES

1.	Tommy Greene	1988	17
2.	Tony Brizzolara	1980	15
3.	Mike Beard	1972	14
	Mickey Mahler	1975	14
	Roger Alexander	1979	14
	Larry Luebbers	1997	14
7.	Nine players tied		13

SAVES

1.	Matt Whiteside	2004	38
2.	Jairo Asencio	2009	27
3.	Bill Taylor	1993	26
	Terry Clark	1994	26
	Jairo Asencio	2011	26
6.	Rod Nichols	1995	25
7.	Joe Dawley	2003	23
	Craig Kimbrel	2010	23
9.	Joe Boever	1988	22
	David Cortes	1999	22

GAMES

1.	Raymond Beasley	2001	65
2.	Pablo Torrealba	1975	64
	Raymond Beasley	2002	64
4.	Terry Clark	1994	61
	Scott Brow	1997	61
6.	Bill Taylor	1993	59
	Pedro Borbon	1994	59
8.	Jairo Asencio	2009	58
9.	Three players tied		57

GAMES STARTED

1.	Tommy Boggs	1979	33
2.	Tony Brizzolara	1982	32
	Craig McMurtry	1982	32
4.	Mickey Mahler	1977	31
	Dan Morogiello	1979	31
	Ken Dayley	1981	31
7.	Tony Brizzolara	1980	30
	Kenny Carlyle	1998	30
9.	Three players tied		29

COMPLETE GAMES

1.	Ron Reed	1967	17
2.	Tommy Boggs	1979	16
3.	Mickey Mahler	1977	14
4.	Tony Brizzolara	1980	13
5.	Tom Kelley	1973	12
6.	Dan Morogiello	1980	11
	Bob Walk	1983	11
8.	Ed Rakow	1967	10
	Wentz Ford	1973	10
	Joey McLaughlin	1978	10

SHUTOUTS

1.	Ron Reed	1967	5
2.	Joe Cowley	1983	4
3.	Julio Navarro	1968	3
	Preston Hanna	1975	3
	Tommy Boggs	1979	3
	Don Collins	1979	3
	Larry McWilliams	1981	3
	Tony Brizzolara	1984	3
	Charlie Puleo	1986	3
	Tommy Greene	1988	3
	Armando Reynoso	1991	3
	Brad Woodall	1994	3

INNINGS PITCHED

1.	Tommy Boggs	1979	227.0
2.	Ron Reed	1967	222.0
3.	Mickey Mahler	1977	217.0
4.	Craig McMurtry	1982	210.0
5.	Tony Brizzolara	1980	206.1
6.	Ken Dayley	1981	200.1
7.	Larry Maxie	1966	200.0
8.	Dan Morogiello	1979	199.2
9.	Dan Morogiello	1980	196.0
10.	Gary Neibauer	1971	194.0

HITS ALLOWED

1.	Tony Brizzolara	1982	231
2.	Tommy Boggs	1979	230
3.	Paul Marak	1991	220
4.	Dan Morogiello	1980	206
	Kenny Carlyle	1998	206
6.	Don Collins	1979	203
7.	Joey McLaughlin	1978	199
8.	Tony Brizzolara	1980	198
	Craig McMurtry	1982	198
10.	Derrin Ebert	1998	195

WALKS ALLOWED

1.	Ken Dayley	1981	117
2.	Craig McMurtry	1982	107
3.	Damian Moss	2000	106
4.	Bob Walk	1983	102
5.	Brian Fisher	1984	100
6.	Tommy Boggs	1979	99
	Steve Bedrosian	1981	99
8.	Dave Cheadle	1974	96
9.	Kent Mercker	1989	95
10.	Preston Hanna	1975	92

STRIKEOUTS

1.	Ron Reed	1967	172
2.	Ken Dayley	1981	162
3.	Andy Pratt	2003	161
4.	Doug Linton	2002	160
5.	David Nied	1992	159
6.	Gary Neibauer	1971	149
7.	Mickey Mahler	1977	145
8.	Steve Bedrosian	1981	144
	Kent Mercker	1989	144
10.	Mike Birkbeck	1994	143
	Jon Ratliff	1998	143

FRANCHISE CAREER LEADERS: HITTING (1966-2019)

AVERAGE (800-plus AB)		GAMES		AT-BATS	
Ralph Garr	.356	Larry Whisenton	773	Chico Ruiz	2,510
Barbaro Canizares	.314	Chico Ruiz	765	Larry Whisenton	2,505
Junior Moore	.313	Paul Runge	704	Damon Hollins	2,401
Dusty Baker	.312	Sean Kazmar Jr.	667	Paul Runge	2,399
Gerald Perry	.311	Damon Hollins	666	Sean Kazmar Jr.	2,310
HITS		RUNS		RUNS BATTED IN	
Larry Whisenton	657	Larry Whisenton	392	Damon Hollins	314
Damon Hollins	648	Paul Runge	385	Larry Whisenton	308
Paul Runge	642	Bob Beall	351	Paul Runge	305
Sean Kazmar Jr.	620	Damon Hollins	332	Jim Breazeale	288
Chico Ruiz	606	Albert Hall	302	Jerry Keller	279
DOUBLES		TRIPLES		HOME RUNS	
Damon Hollins	159	Larry Whisenton	46	Jerry Keller	91
Sean Kazmar Jr.	127	Albert Hall	32	Jim Breazeale	82
Paul Runge	109	Chico Ruiz	25	Damon Hollins	81
Barbaro Canizares	100	Paul Runge	22	Mike Hessman	61
Wes Timmons	95	Gerald Perry	17	John Rabb	60
STOLEN BASES		BASES ON BALLS		STRIKEOUTS	
Albert Hall	186	Bob Beall	522	Larry Whisenton	508
Ed Miller	172	Paul Runge	442	Damon Hollins	436
Ralph Garr	102	Larry Whisenton	432	Paul Runge	426
Larry Whisenton	93	Ken Smith	300	Ken Smith	408
Jose Constanza	88	Jerry Keller	260	Jerry Keller	359
Milt Thompson	88				

FRANCHISE CAREER LEADERS: PITCHING (1966-2019)

ERA (300.0-plus Innings)		GAMES PITCHED		GAMES STARTED	
Pablo Torrealba	2.50	Larry Maxie	196	Tony Brizzolara	158
Jamie Easterly	2.59	Tom House	183	Marty Clary	115
Armando Reynoso	2.61	Dale Polley	182	Larry Maxie	108
Ron Reed	2.80	Tony Brizzolara	177	Todd Redmond	97
Mike Birkbeck	2.92	Larry Jaster	168	Rich Kester	95
WINS		LOSSES		SAVES	
Tony Brizzolara	68	Tony Brizzolara	51	Jairo Asencio	53
Larry Maxie	48	Larry Maxie	51	Rod Nichols	45
Brad Woodall	41	Marty Clary	44	Matt Whiteside	42
Marty Clary	39	Rich Kester	40	Tom House	38
Julio Navarro	39	Tommy Greene	37	Billy Taylor	38
INNINGS PITCHED		HITS ALLOWED		EARNED RUNS ALLOWED	
Tony Brizzolara	1,060.0	Tony Brizzolara	1,063	Tony Brizzolara	449
Larry Maxie	857.0	Larry Maxie	813	Larry Maxie	332
Marty Clary	712.1	Marty Clary	682	Marty Clary	288
Rich Kester	638.0	Rich Kester	608	Rich Kester	268
Julio Navarro	638.0	Brad Woodall	589	Rick Mahler	259
COMPLETE GAMES		BASES ON BALLS		STRIKEOUTS	
Tony Brizzolara	40	Tony Brizzolara	366	Tony Brizzolara	613
Mickey Mahler	27	Marty Clary	299	Larry Maxie	608
Larry Maxie	26	Larry Maxie	287	Rich Kester	535
Julio Navarro	25	Rick Mahler	259	Todd Redmond	486
Rich Kester	24	Gary Neibauer	255	Julio Navarro	463

GWINNETT CAREER LEADERS: HITTING (2009-2019)

AVERAGE (800-plus AB)		GAMES		AT-BATS	
Barbaro Canizares	.316	Sean Kazmar Jr.	667	Sean Kazmar Jr.	2,310
Jose Constanza	.298	Jose Constanza	368	Jose Constanza	1,465
Phil Gosselin	.295	Rio Ruiz	366	Rio Ruiz	1,351
Matt Young	.286	Todd Cunningham	333	Todd Cunningham	1,226
Ernesto Mejia	.279	Joey Terdoslavich	316	Joey Terdoslavich	1,168
HITS		RUNS		RUNS BATTED IN	
Sean Kazmar Jr.	620	Sean Kazmar Jr.	279	Sean Kazmar Jr.	270
Jose Constanza	437	Jose Constanza	205	Ernesto Mejia	199
Rio Ruiz	356	Rio Ruiz	172	Rio Ruiz	190
Todd Cunningham	334	Stefan Gartrell	166	Stefan Gartrell	180
Joey Terdoslavich	308	Todd Cunningham	161	Joey Terdoslavich	163
DOUBLES		TRIPLES		HOME RUNS	
Sean Kazmar Jr.	127	Jose Constanza	13	Ernesto Mejia	59
Rio Ruiz	74	Sean Kazmar Jr.	12	Stefan Gartrell	54
Ernesto Mejia	72	Ozzie Albies	11	Joey Terdoslavich	41
Stefan Gartrell	63	Todd Cunningham	10	Sean Kazmar Jr.	37
Barbaro Canizares	59	Rio Ruiz	9	Rio Ruiz	35
		Matt Young	9		
STOLEN BASES		BASES ON BALLS		STRIKEOUTS	
Jose Constanza	88	Rio Ruiz	143	Stefan Gartrell	323
Matt Young	57	Joey Terdoslavich	132	Rio Ruiz	316
Todd Cunningham	48	Sean Kazmar Jr.	128	Ernesto Mejia	306
Luis Durango	46	Jose Constanza	127	Sean Kazmar Jr.	293
Emilio Bonifacio	37	Wes Timmons	122	Joey Terdoslavich	254

GWINNETT CAREER LEADERS: PITCHING (2009-2019)

ERA (250.0-plus Innings)		GAMES PITCHED		GAMES STARTED	
Cody Martin	3.32	Cory Gearrin	126	Todd Redmond	97
Julio Teheran	3.72	Ryan Buchter	109	Yohan Flande	65
Todd Redmond	3.78	Jairo Asencio	105	Julio Teheran	51
Matt Wisler	3.98	Todd Redmond	101	Cody Martin	43
Yohan Flande	4.13	David Peterson	98	Lucas Sims	43
				Matt Wisler	43
WINS		LOSSES		SAVES	
Todd Redmond	34	Todd Redmond	30	Jairo Asencio	53
Yohan Flande	23	Yohan Flande	26	Craig Kimbrel	23
Julio Teheran	22	Daniel Rodriguez	16	Juan Jaime	18
Matt Wisler	16	Kanekoa Texeira	16	Cory Rasmus	14
4 Players Tied	13	Cody Martin	15	Cory Gearrin	13
				Ryan Kelly	13
INNINGS PITCHED		HITS ALLOWED		EARNED RUNS ALLOWED	
Todd Redmond	583.0	Todd Redmond	567	Todd Redmond	245
Yohan Flande	416.0	Yohan Flande	450	Yohan Flande	191
Julio Teheran	280.2	Matt Wisler	275	Julio Teheran	116
Cody Martin	260.0	Julio Teheran	272	Lucas Sims	113
Matt Wisler	255.1	Kanekoa Texeira	257	Kanekoa Texeira	113
				Matt Wisler	113
COMPLETE GAMES		BASES ON BALLS		STRIKEOUTS	
Todd Redmond	4	Todd Redmond	166	Todd Redmond	486
Matt Wisler	4	Yohan Flande	139	Yohan Flande	302
Aaron Blair	2	Kanekoa Texeira	114	Lucas Sims	273
Chris Ellis	2	Ryan Buchter	108	Cody Martin	241
Cody Martin	2	Lucas Sims	107	Julio Teheran	224
Williams Perez	2				

YEAR-BY-YEAR TEAM HITTING STATS

1966

Average.....	241
Games.....	147
At Bats.....	4,281
Runs.....	593
Hits.....	1,201
Total Bases.....	1,839
Doubles.....	191
Triples.....	36
Home Runs.....	125
RBI.....	541
Walks.....	416
Strikeouts.....	875
Stolen Bases.....	85
Caught Stealing.....	24

1972

Average.....	242
Games.....	143
At Bats.....	4,327
Runs.....	499
Hits.....	1,047
Total Bases.....	1,489
Doubles.....	149
Triples.....	25
Home Runs.....	81
RBI.....	455
Walks.....	506
Strikeouts.....	806
Stolen Bases.....	35
Caught Stealing.....	17

1978

Average.....	259
Games.....	139
At Bats.....	4,504
Runs.....	588
Hits.....	1,166
Total Bases.....	1,699
Doubles.....	186
Triples.....	37
Home Runs.....	91
RBI.....	540
Walks.....	528
Strikeouts.....	734
Stolen Bases.....	73
Caught Stealing.....	56

1984

Average.....	265
Games.....	139
At Bats.....	4,525
Runs.....	629
Hits.....	1,199
Total Bases.....	1,721
Doubles.....	168
Triples.....	33
Home Runs.....	96
RBI.....	582
Walks.....	558
Strikeouts.....	737
Stolen Bases.....	154
Caught Stealing.....	78

1990

Average.....	245
Games.....	145
At Bats.....	4,669
Runs.....	559
Hits.....	1,143
Total Bases.....	1,652
Doubles.....	181
Triples.....	23
Home Runs.....	94
RBI.....	511
Walks.....	469
Strikeouts.....	884
Stolen Bases.....	74
Caught Stealing.....	49

1967

Average.....	255
Games.....	141
At Bats.....	4,652
Runs.....	547
Hits.....	1,162
Total Bases.....	1,718
Doubles.....	155
Triples.....	46
Home Runs.....	103
RBI.....	506
Walks.....	377
Strikeouts.....	863
Stolen Bases.....	52
Caught Stealing.....	33

1973

Average.....	231
Games.....	146
At Bats.....	4,436
Runs.....	517
Hits.....	1,023
Total Bases.....	1,443
Doubles.....	143
Triples.....	26
Home Runs.....	75
RBI.....	459
Walks.....	516
Strikeouts.....	813
Stolen Bases.....	80
Caught Stealing.....	38

1979

Average.....	250
Games.....	141
At Bats.....	4,450
Runs.....	548
Hits.....	1,113
Total Bases.....	1,610
Doubles.....	162
Triples.....	52
Home Runs.....	77
RBI.....	509
Walks.....	480
Strikeouts.....	769
Stolen Bases.....	164
Caught Stealing.....	64

1985

Average.....	245
Games.....	140
At Bats.....	4,522
Runs.....	559
Hits.....	1,107
Total Bases.....	1,557
Doubles.....	162
Triples.....	30
Home Runs.....	76
RBI.....	499
Walks.....	534
Strikeouts.....	619
Stolen Bases.....	135
Caught Stealing.....	60

1991

Average.....	258
Games.....	144
At Bats.....	4,862
Runs.....	604
Hits.....	1,252
Total Bases.....	1,779
Doubles.....	221
Triples.....	33
Home Runs.....	80
RBI.....	555
Walks.....	477
Strikeouts.....	882
Stolen Bases.....	72
Caught Stealing.....	58

1968

Average.....	240
Games.....	146
At Bats.....	4,780
Runs.....	519
Hits.....	1,145
Total Bases.....	1,724
Doubles.....	151
Triples.....	34
Home Runs.....	120
RBI.....	475
Walks.....	411
Strikeouts.....	975
Stolen Bases.....	31
Caught Stealing.....	22

1974

Average.....	247
Games.....	140
At Bats.....	4,315
Runs.....	604
Hits.....	1,067
Total Bases.....	1,570
Doubles.....	167
Triples.....	21
Home Runs.....	98
RBI.....	545
Walks.....	588
Strikeouts.....	786
Stolen Bases.....	100
Caught Stealing.....	49

1980

Average.....	240
Games.....	140
At Bats.....	4,451
Runs.....	552
Hits.....	1,110
Total Bases.....	1,599
Doubles.....	159
Triples.....	42
Home Runs.....	82
RBI.....	505
Walks.....	468
Strikeouts.....	738
Stolen Bases.....	150
Caught Stealing.....	86

1986

Average.....	260
Games.....	140
At Bats.....	4,463
Runs.....	648
Hits.....	1,159
Total Bases.....	1,705
Doubles.....	216
Triples.....	30
Home Runs.....	90
RBI.....	590
Walks.....	603
Strikeouts.....	716
Stolen Bases.....	195
Caught Stealing.....	67

1992

Average.....	259
Games.....	144
At Bats.....	4,757
Runs.....	611
Hits.....	1,233
Total Bases.....	1,829
Doubles.....	230
Triples.....	27
Home Runs.....	104
RBI.....	553
Walks.....	446
Strikeouts.....	869
Stolen Bases.....	82
Caught Stealing.....	62

1969

Average.....	262
Games.....	140
At Bats.....	4,418
Runs.....	520
Hits.....	1,156
Total Bases.....	1,599
Doubles.....	175
Triples.....	29
Home Runs.....	70
RBI.....	465
Walks.....	447
Strikeouts.....	618
Stolen Bases.....	107
Caught Stealing.....	38

1975

Average.....	249
Games.....	137
At Bats.....	4,273
Runs.....	489
Hits.....	1,065
Total Bases.....	1,524
Doubles.....	168
Triples.....	21
Home Runs.....	83
RBI.....	456
Walks.....	439
Strikeouts.....	715
Stolen Bases.....	62
Caught Stealing.....	49

1981

Average.....	254
Games.....	139
At Bats.....	4,492
Runs.....	604
Hits.....	1,142
Total Bases.....	1,672
Doubles.....	157
Triples.....	38
Home Runs.....	99
RBI.....	541
Walks.....	646
Strikeouts.....	812
Stolen Bases.....	127
Caught Stealing.....	68

1987

Average.....	240
Games.....	139
At Bats.....	4,527
Runs.....	515
Hits.....	1,086
Total Bases.....	1,605
Doubles.....	212
Triples.....	23
Home Runs.....	87
RBI.....	47
Walks.....	491
Strikeouts.....	761
Stolen Bases.....	112
Caught Stealing.....	57

1993

Average.....	277
Games.....	142
At Bats.....	4,827
Runs.....	746
Hits.....	1,335
Total Bases.....	2,152
Doubles.....	236
Triples.....	49
Home Runs.....	161
RBI.....	697
Walks.....	467
Strikeouts.....	966
Stolen Bases.....	112
Caught Stealing.....	67

1970

Average.....	279
Games.....	140
At Bats.....	4,592
Runs.....	694
Hits.....	1,282
Total Bases.....	1,904
Doubles.....	205
Triples.....	21
Home Runs.....	125
RBI.....	630
Walks.....	585
Strikeouts.....	726
Stolen Bases.....	80
Caught Stealing.....	37

1976

Average.....	275
Games.....	140
At Bats.....	4,568
Runs.....	678
Hits.....	1,258
Total Bases.....	1,784
Doubles.....	193
Triples.....	42
Home Runs.....	83
RBI.....	610
Walks.....	593
Strikeouts.....	699
Stolen Bases.....	59
Caught Stealing.....	42

1982

Average.....	284
Games.....	139
At Bats.....	4,667
Runs.....	771
Hits.....	1,324
Total Bases.....	2,047
Doubles.....	190
Triples.....	40
Home Runs.....	151
RBI.....	716
Walks.....	653
Strikeouts.....	802
Stolen Bases.....	189
Caught Stealing.....	59

1988

Average.....	248
Games.....	141
At Bats.....	4,495
Runs.....	534
Hits.....	1,117
Total Bases.....	1,607
Doubles.....	204
Triples.....	32
Home Runs.....	74
RBI.....	472
Walks.....	474
Strikeouts.....	835
Stolen Bases.....	86
Caught Stealing.....	46

1994

Average.....	263
Games.....	141
At Bats.....	4,845
Runs.....	633
Hits.....	1,275
Total Bases.....	1,949
Doubles.....	238
Triples.....	38
Home Runs.....	120
RBI.....	573
Walks.....	406
Strikeouts.....	765
Stolen Bases.....	118
Caught Stealing.....	59

1971

Average.....	258
Games.....	140
At Bats.....	4,623
Runs.....	650
Hits.....	1,194
Total Bases.....	1,775
Doubles.....	174
Triples.....	31
Home Runs.....	115
RBI.....	588
Walks.....	555
Strikeouts.....	863
Stolen Bases.....	53
Caught Stealing.....	23

1977

Average.....	263
Games.....	140
At Bats.....	4,540
Runs.....	604
Hits.....	1,192
Total Bases.....	1,691
Doubles.....	181
Triples.....	27
Home Runs.....	88
RBI.....	559
Walks.....	561
Strikeouts.....	650
Stolen Bases.....	54
Caught Stealing.....	50

1983

Average.....	281
Games.....	139
At Bats.....	4,578
Runs.....	809
Hits.....	1,285
Total Bases.....	1,988
Doubles.....	210
Triples.....	50
Home Runs.....	131
RBI.....	745
Walks.....	599
Strikeouts.....	705
Stolen Bases.....	151
Caught Stealing.....	73

1989

Average.....	247
Games.....	146
At Bats.....	4,665
Runs.....	549
Hits.....	1,154
Total Bases.....	1,658
Doubles.....	210
Triples.....	42
Home Runs.....	70
RBI.....	502
Walks.....	474
Strikeouts.....	775
Stolen Bases.....	78
Caught Stealing.....	55

1995

Average.....	259
Games.....	141
At Bats.....	4,710
Runs.....	559
Hits.....	1,222
Total Bases.....	1,716
Doubles.....	194
Triples.....	33
Home Runs.....	78
RBI.....	510
Walks.....	441
Strikeouts.....	794
Stolen Bases.....	70
Caught Stealing.....	68

1996	2001	2006	2011	2016
Average.....264	Average.....267	Average.....255	Average.....260	Average.....259
Games.....141	Games.....144	Games.....143	Games.....143	Games.....143
At Bats.....4,604	At Bats.....4,861	At Bats.....4,800	At Bats.....4,765	At Bats.....4,810
Runs.....593	Runs.....559	Runs.....510	Runs.....613	Runs.....566
Hits.....1,284	Hits.....1,296	Hits.....1,223	Hits.....1,238	Hits.....1,247
Total Bases.....1,909	Total Bases.....1,823	Total Bases.....1,681	Total Bases.....1,861	Total Bases.....1,793
Doubles.....253	Doubles.....261	Doubles.....214	Doubles.....214	Doubles.....245
Triples.....36	Triples.....31	Triples.....18	Triples.....20	Triples.....32
Home Runs.....100	Home Runs.....68	Home Runs.....68	Home Runs.....123	Home Runs.....79
RBI.....543	RBI.....516	RBI.....466	RBI.....573	RBI.....527
Walks.....360	Walks.....311	Walks.....421	Walks.....419	Walks.....429
Strikeouts.....966	Strikeouts.....866	Strikeouts.....903	Strikeouts.....1,056	Strikeouts.....986
Stolen Bases.....92	Stolen Bases.....87	Stolen Bases.....90	Stolen Bases.....116	Stolen Bases.....94
Caught Stealing.....68	Caught Stealing.....71	Caught Stealing.....44	Caught Stealing.....48	Caught Stealing.....35
1997	2002	2007	2012	2017
Average.....271	Average.....260	Average.....271	Average.....258	Average.....257
Games.....142	Games.....142	Games.....141	Games.....144	Games.....142
At Bats.....4,735	At Bats.....4,719	At Bats.....4,659	At Bats.....4,819	At Bats.....4,717
Runs.....680	Runs.....613	Runs.....650	Runs.....600	Runs.....634
Hits.....1,284	Hits.....1,228	Hits.....1,262	Hits.....1,241	Hits.....1,211
Total Bases.....1,952	Total Bases.....1,887	Total Bases.....1,836	Total Bases.....1,824	Total Bases.....1,847
Doubles.....266	Doubles.....247	Doubles.....249	Doubles.....258	Doubles.....219
Triples.....36	Triples.....17	Triples.....32	Triples.....29	Triples.....33
Home Runs.....110	Home Runs.....126	Home Runs.....87	Home Runs.....89	Home Runs.....117
RBI.....625	RBI.....574	RBI.....606	RBI.....570	RBI.....581
Walks.....472	Walks.....392	Walks.....443	Walks.....457	Walks.....483
Strikeouts.....963	Strikeouts.....954	Strikeouts.....830	Strikeouts.....1,011	Strikeouts.....1,258
Stolen Bases.....70	Stolen Bases.....81	Stolen Bases.....144	Stolen Bases.....141	Stolen Bases.....106
Caught Stealing.....50	Caught Stealing.....42	Caught Stealing.....653	Caught Stealing.....49	Caught Stealing.....35
1998	2003	2008	2013	2018
Average.....256	Average.....260	Average.....262	Average.....253	Average.....254
Games.....144	Games.....143	Games.....141	Games.....144	Games.....139
At Bats.....4,733	At Bats.....4,716	At Bats.....4,762	At Bats.....4,741	At Bats.....4,593
Runs.....607	Runs.....544#	Runs.....563	Runs.....541	Runs.....584
Hits.....1,211	Hits.....1,228	Hits.....1,250	Hits.....1,198	Hits.....1,165
Total Bases.....1,842	Total Bases.....1,858	Total Bases.....1,815	Total Bases.....1,748	Total Bases.....1,762
Doubles.....244	Doubles.....253	Doubles.....248	Doubles.....237	Doubles.....246
Triples.....27	Triples.....55	Triples.....25	Triples.....23	Triples.....24
Home Runs.....111	Home Runs.....89	Home Runs.....89	Home Runs.....89	Home Runs.....101
RBI.....567	RBI.....504	RBI.....520	RBI.....503	RBI.....551
Walks.....474	Walks.....372	Walks.....392	Walks.....395	Walks.....388
Strikeouts.....977	Strikeouts.....994	Strikeouts.....940	Strikeouts.....993	Strikeouts.....1,152
Stolen Bases.....94	Stolen Bases.....117	Stolen Bases.....153	Stolen Bases.....101	Stolen Bases.....60
Caught Stealing.....45	Caught Stealing.....45	Caught Stealing.....48	Caught Stealing.....42	Caught Stealing.....21
1999	2004	2009	2014	2019
Average.....265	Average.....280	Average.....262	Average.....271	Average.....269
Games.....142	Games.....141	Games.....144	Games.....142	Games.....139
At Bats.....4,774	At Bats.....4,644	At Bats.....4,779	At Bats.....4,788	At Bats.....4,715
Runs.....661	Runs.....660	Runs.....664	Runs.....607	Runs.....781
Hits.....1,211	Hits.....1,301	Hits.....1,251	Hits.....1,298	Hits.....1,269
Total Bases.....1,938	Total Bases.....2,044	Total Bases.....1,857	Total Bases.....1,857	Total Bases.....2,173
Doubles.....249	Doubles.....252	Doubles.....260	Doubles.....243	Doubles.....254
Triples.....24	Triples.....34	Triples.....28	Triples.....26	Triples.....25
Home Runs.....126	Home Runs.....141	Home Runs.....86	Home Runs.....88	Home Runs.....200
RBI.....617	RBI.....618	RBI.....615	RBI.....561	RBI.....740
Walks.....455	Walks.....432	Walks.....539	Walks.....425	Walks.....498
Strikeouts.....956	Strikeouts.....928	Strikeouts.....965	Strikeouts.....921	Strikeouts.....1,265
Stolen Bases.....132	Stolen Bases.....78	Stolen Bases.....131	Stolen Bases.....102	Stolen Bases.....63
Caught Stealing.....66	Caught Stealing.....50	Caught Stealing.....47	Caught Stealing.....39	Caught Stealing.....30
2000	2005	2010	2015	
Average.....260	Average.....256	Average.....263	Average.....259	
Games.....143	Games.....144	Games.....143	Games.....144	
At Bats.....4,820	At Bats.....4,780	At Bats.....4,760	At Bats.....4,811	
Runs.....626	Runs.....519	Runs.....627	Runs.....584	
Hits.....1,253	Hits.....1,225	Hits.....1,253	Hits.....1,246	
Total Bases.....1,914	Total Bases.....1,819	Total Bases.....1,866	Total Bases.....1,674	
Doubles.....244	Doubles.....248	Doubles.....238	Doubles.....204	
Triples.....30	Triples.....32	Triples.....21	Triples.....37	
Home Runs.....119	Home Runs.....94	Home Runs.....111	Home Runs.....50	
RBI.....598	RBI.....482	RBI.....568	RBI.....534	
Walks.....421	Walks.....448	Walks.....450	Walks.....362	
Strikeouts.....943	Strikeouts.....952	Strikeouts.....896	Strikeouts.....732	
Stolen Bases.....95	Stolen Bases.....106	Stolen Bases.....142	Stolen Bases.....160	
Caught Stealing.....57	Caught Stealing.....60	Caught Stealing.....53	Caught Stealing.....46	

YEAR-BY-YEAR TEAM PITCHING STATS

1966	1967	1968	1969	1970
ERA.....3.15	ERA.....3.01	ERA.....4.00	ERA.....4.51	ERA.....4.06
Games.....147	Games.....141	Games.....146	Games.....140	Games.....140
Complete Games.....41	Complete Games.....53	Complete Games.....20	Complete Games.....41	Complete Games.....30
Shutouts.....8	Shutouts.....19	Shutouts.....7	Shutouts.....7	Shutouts.....9
Saves.....—	Saves.....—	Saves.....—	Saves.....17	Saves.....37
Innings.....1,277.2	Innings.....1,224.1	Innings.....1,254	Innings.....1,143.2	Innings.....1,191.0
Hits.....1,126	Hits.....1,051	Hits.....1,271	Hits.....1,214	Hits.....1,216
Runs.....529	Runs.....475	Runs.....640	Runs.....670	Runs.....596
Earned Runs.....448	Earned Runs.....410	Earned Runs.....558	Earned Runs.....571	Earned Runs.....549
Home Runs.....110	Home Runs.....83	Home Runs.....131	Home Runs.....107	Home Runs.....101
Walks.....484	Walks.....354	Walks.....448	Walks.....435	Walks.....460
Strikeouts.....948	Strikeouts.....932	Strikeouts.....844	Strikeouts.....765	Strikeouts.....848
Hit Batters.....39	Hit Batters.....42	Hit Batters.....30	Hit Batters.....48	Hit Batters.....23
Wild Pitches.....48	Wild Pitches.....67	Wild Pitches.....58	Wild Pitches.....48	Wild Pitches.....51
Balks.....3	Balks.....4	Balks.....6	Balks.....4	Balks.....4

1971 ERA.....3.96 Games.....140 Complete Games.....22# Shutouts.....6 Saves.....35 Innings.....1,189.2 Hits.....1,237 Runs.....630 Earned Runs.....523 Home Runs.....111 Walks.....465 Strikeouts.....784 Hit Batters.....23 Wild Pitches.....42 Balks.....6	1977 ERA.....3.95 Games.....140 Complete Games.....42 Shutouts.....6 Saves.....20 Innings.....1,197.2 Hits.....1,189 Runs.....602 Earned Runs.....525 Home Runs.....99 Walks.....536 Strikeouts.....703 Hit Batters.....30 Wild Pitches.....48 Balks.....15	1983 ERA.....4.69 Games.....139 Complete Games.....31 Shutouts.....9 Saves.....32 Innings.....1,176.2 Hits.....1,150 Runs.....699 Earned Runs.....613 Home Runs.....113 Walks.....626 Strikeouts.....829 Hit Batters.....37 Wild Pitches.....73 Balks.....4	1989 ERA.....3.07 Games.....146 Complete Games.....13 Shutouts.....9 Saves.....50 Innings.....1,244.1 Hits.....1,058 Runs.....496 Earned Runs.....425 Home Runs.....60 Walks.....499 Strikeouts.....854 Hit Batters.....33 Wild Pitches.....63 Balks.....15	1995 ERA.....3.46 Games.....141 Complete Games.....4 Shutouts.....14 Saves.....41 Innings.....1,247.2 Hits.....1,126 Runs.....545 Earned Runs.....480 Home Runs.....67 Walks.....466 Strikeouts.....898 Hit Batters.....25 Wild Pitches.....48 Balks.....6
1972 ERA.....3.58 Games.....143 Complete Games.....18 Shutouts.....13 Saves.....36 Innings.....1,151.1 Hits.....1,055 Runs.....549 Earned Runs.....458 Home Runs.....66 Walks.....560 Strikeouts.....781 Hit Batters.....18 Wild Pitches.....69 Balks.....5	1978 ERA.....3.95 Games.....139 Complete Games.....42 Shutouts.....3 Saves.....22 Innings.....1,186.0 Hits.....1,206 Runs.....572 Earned Runs.....521 Home Runs.....108 Walks.....449 Strikeouts.....731 Hit Batters.....34 Wild Pitches.....37 Balks.....4	1984 ERA.....4.11 Games.....139 Complete Games.....20 Shutouts.....10 Saves.....27 Innings.....1,171.1 Hits.....1,218 Runs.....632 Earned Runs.....535 Home Runs.....87 Walks.....586 Strikeouts.....771 Hit Batters.....17 Wild Pitches.....60 Balks.....9	1990 ERA.....3.62 Games.....145 Complete Games.....16 Shutouts.....7 Saves.....41 Innings.....1,241.2 Hits.....1,197 Runs.....576 Earned Runs.....500 Home Runs.....92 Walks.....521 Strikeouts.....825 Hit Batters.....30 Wild Pitches.....86# Balks.....19	1996 ERA.....4.17 Games.....141 Complete Games.....14 Shutouts.....7 Saves.....34 Innings.....1,195.2 Hits.....1,190 Runs.....640 Earned Runs.....554 Home Runs.....102 Walks.....432 Strikeouts.....826 Hit Batters.....33 Wild Pitches.....65 Balks.....3
1973 ERA.....3.95 Games.....146 Complete Games.....47 Shutouts.....9 Saves.....18 Innings.....1,177.0 Hits.....1,175 Runs.....609 Earned Runs.....517 Home Runs.....89 Walks.....475 Strikeouts.....710 Hit Batters.....26# Wild Pitches.....48 Balks.....2	1979 ERA.....3.52 Games.....141 Complete Games.....44 Shutouts.....10 Saves.....22 Innings.....1,201.2 Hits.....1,157 Runs.....552 Earned Runs.....470 Home Runs.....75 Walks.....463 Strikeouts.....741 Hit Batters.....24 Wild Pitches.....98 Balks.....3	1985 ERA.....3.45 Games.....140 Complete Games.....32 Shutouts.....12 Saves.....32 Innings.....1,224.1 Hits.....1,115 Runs.....547 Earned Runs.....469 Home Runs.....78 Walks.....531 Strikeouts.....703 Hit Batters.....31 Wild Pitches.....59 Balks.....8	1991 ERA.....3.93 Games.....144 Complete Games.....9# Shutouts.....10 Saves.....34 Innings.....1,277.0 Hits.....1,273 Runs.....628 Earned Runs.....558 Home Runs.....82 Walks.....513 Strikeouts.....850 Hit Batters.....46 Wild Pitches.....65 Balks.....15	1997 ERA.....4.33 Games.....142 Complete Games.....6 Shutouts.....10 Saves.....34 Innings.....1,234.0 Hits.....1,252 Runs.....671 Earned Runs.....594 Home Runs.....143 Walks.....470 Strikeouts.....922 Hit Batters.....24 Wild Pitches.....59 Balks.....2
1974 ERA.....3.71 Games.....140 Complete Games.....25# Shutouts.....13 Saves.....27 Innings.....1,163.0 Hits.....1,108 Runs.....555 Earned Runs.....480 Home Runs.....89 Walks.....545 Strikeouts.....767 Hit Batters.....26 Wild Pitches.....48 Balks.....1	1980 ERA.....3.53 Games.....140 Complete Games.....48 Shutouts.....7 Saves.....28 Innings.....1,195.0 Hits.....1,183 Runs.....557 Earned Runs.....469 Home Runs.....69 Walks.....422 Strikeouts.....662 Hit Batters.....22 Wild Pitches.....66 Balks.....6	1986 ERA.....3.73 Games.....140 Complete Games.....37* Shutouts.....11 Saves.....25# Innings.....1,186.1 Hits.....1,129 Runs.....581 Earned Runs.....492 Home Runs.....83* Walks.....573 Strikeouts.....785* Hit Batters.....26 Wild Pitches.....73 Balks.....5	1992 ERA.....3.28 Games.....144 Complete Games.....16 Shutouts.....13 Saves.....35 Innings.....1,243.2 Hits.....1,155 Runs.....553 Earned Runs.....453 Home Runs.....82 Walks.....444 Strikeouts.....1,004 Hit Batters.....39 Wild Pitches.....52 Balks.....9	1998 ERA.....4.51 Games.....144 Complete Games.....4 Shutouts.....7 Saves.....32 Innings.....1,247.0 Hits.....1,320 Runs.....702 Earned Runs.....625 Home Runs.....125 Walks.....487 Strikeouts.....968 Hit Batters.....36 Wild Pitches.....77 Balks.....4
1975 ERA.....3.65 Games.....137 Complete Games.....26 Shutouts.....12 Saves.....20 Innings.....1,129.1 Hits.....1,090 Runs.....534 Earned Runs.....458 Home Runs.....73 Walks.....534 Strikeouts.....767 Hit Batters.....26 Wild Pitches.....59 Balks.....7	1981 ERA.....3.41 Games.....139 Complete Games.....35 Shutouts.....11 Saves.....32 Innings.....1,200.2 Hits.....1,064 Runs.....546 Earned Runs.....455 Home Runs.....81 Walks.....575 Strikeouts.....846 Hit Batters.....35 Wild Pitches.....47 Balks.....11	1987 ERA.....4.36 Games.....139 Complete Games.....19 Shutouts.....7 Saves.....26 Innings.....1,199.0 Hits.....1,245 Runs.....670 Earned Runs.....581 Home Runs.....107 Walks.....493 Strikeouts.....819 Hit Batters.....41 Wild Pitches.....71 Balks.....7	1993 ERA.....3.74 Games.....142 Complete Games.....4 Shutouts.....8 Saves.....33 Innings.....1,235.1 Hits.....1,209 Runs.....606 Earned Runs.....513 Home Runs.....94 Walks.....496 Strikeouts.....1,024 Hit Batters.....53 Wild Pitches.....62 Balks.....4	1999 ERA.....4.65 Games.....142 Complete Games.....4 Shutouts.....1 Saves.....34 Innings.....1,232.0 Hits.....1,256 Runs.....693 Earned Runs.....637 Home Runs.....131 Walks.....466 Strikeouts.....1,040 Hit Batters.....24 Wild Pitches.....74 Balks.....8
1976 ERA.....4.10 Games.....140 Complete Games.....34 Shutouts.....6 Saves.....18 Innings.....1,186.0 Hits.....1,201 Runs.....645 Earned Runs.....540 Home Runs.....87 Walks.....641 Strikeouts.....736 Hit Batters.....19 Wild Pitches.....74 Balks.....6	1982 ERA.....4.35 Games.....139 Complete Games.....28 Shutouts.....9 Saves.....40 Innings.....1,198.1 Hits.....1,258 Runs.....652 Earned Runs.....580 Home Runs.....103 Walks.....586 Strikeouts.....735 Hit Batters.....31 Wild Pitches.....69 Balks.....4	1988 ERA.....3.53 Games.....141 Complete Games.....17 Shutouts.....12 Saves.....33 Innings.....1,194.1 Hits.....1,140 Runs.....525 Earned Runs.....469 Home Runs.....71 Walks.....360 Strikeouts.....812 Hit Batters.....26 Wild Pitches.....48 Balks.....38	1994 ERA.....3.55 Games.....141 Complete Games.....8 Shutouts.....12 Saves.....46 Innings.....1,273.2 Hits.....1,222 Runs.....583 Earned Runs.....503 Home Runs.....97 Walks.....466 Strikeouts.....981 Hit Batters.....21 Wild Pitches.....46 Balks.....6	2000 ERA.....5.08 Games.....143 Complete Games.....3 Shutouts.....2 Saves.....23 Innings.....1,242.0 Hits.....1,390 Runs.....782 Earned Runs.....701 Home Runs.....132 Walks.....542 Strikeouts.....885 Hit Batters.....54 Wild Pitches.....67 Balks.....11

2001	2005	2009	2013	2017
ERA..... 4.14	ERA..... 4.07	ERA..... 3.66	ERA..... 4.03	ERA..... 4.02
Games..... 144	Games..... 144	Games..... 144	Games..... 144	Games..... 142
Complete Games..... 3	Complete Games..... 1	Complete Games..... 1	Complete Games..... 2	Complete Games..... 5
Shutouts..... 7	Shutouts..... 11	Shutouts..... 7	Shutouts..... 9	Shutouts..... 12
Saves..... 36	Saves..... 28	Saves..... 49	Saves..... 39	Saves..... 32
Innings..... 1,275.0	Innings..... 1,255.1	Innings..... 1,270.0	Innings..... 1,247.2	Innings..... 1,231.1
Hits..... 1,212	Hits..... 1,247	Hits..... 1,195	Hits..... 1,241	Hits..... 1,187
Runs..... 634	Runs..... 675	Runs..... 598	Runs..... 640	Runs..... 606
Earned Runs..... 587	Earned Runs..... 567	Earned Runs..... 516	Earned Runs..... 559	Earned Runs..... 550
Home Runs..... 113	Home Runs..... 122	Home Runs..... 110	Home Runs..... 94	Home Runs..... 105
Walks..... 506	Walks..... 532	Walks..... 471	Walks..... 571	Walks..... 470
Strikeouts..... 1,046	Strikeouts..... 879	Strikeouts..... 1,030	Strikeouts..... 1,041	Strikeouts..... 1,184
Hit Batters..... 45	Hit Batters..... 54	Hit Batters..... 47	Hit Batters..... 51	Hit Batters..... 52
Wild Pitches..... 54	Wild Pitches..... 51	Wild Pitches..... 53	Wild Pitches..... 68	Wild Pitches..... 82
Balks..... 4	Balks..... 5	Balks..... 5	Balks..... 6	Balks..... 5
2002	2006	2010	2014	2018
ERA..... 3.50	ERA..... 4.32	ERA..... 4.32	ERA..... 4.34	ERA..... 3.78
Games..... 142	Games..... 143	Games..... 143	Games..... 142	Games..... 139
Complete Games..... 4	Complete Games..... 2	Complete Games..... 2	Complete Games..... 1	Complete Games..... 3
Shutouts..... 12	Shutouts..... 11	Shutouts..... 11	Shutouts..... 7	Shutouts..... 14
Saves..... 35	Saves..... 30	Saves..... 30	Saves..... 35	Saves..... 30
Innings..... 1,241.2	Innings..... 1,255.1	Innings..... 1,255.1	Innings..... 1,232.2	Innings..... 1,195.2
Hits..... 1,229	Hits..... 1,294	Hits..... 1,294	Hits..... 1,264	Hits..... 1,109
Runs..... 562	Runs..... 654	Runs..... 654	Runs..... 652	Runs..... 565
Earned Runs..... 483	Earned Runs..... 602	Earned Runs..... 602	Earned Runs..... 594	Earned Runs..... 502
Home Runs..... 97	Home Runs..... 96	Home Runs..... 96	Home Runs..... 107	Home Runs..... 89
Walks..... 403	Walks..... 518	Walks..... 518	Walks..... 550	Walks..... 467
Strikeouts..... 950	Strikeouts..... 950	Strikeouts..... 950	Strikeouts..... 1,064	Strikeouts..... 1,174
Hit Batters..... 46	Hit Batters..... 47	Hit Batters..... 47	Hit Batters..... 50	Hit Batters..... 56
Wild Pitches..... 58	Wild Pitches..... 57	Wild Pitches..... 57	Wild Pitches..... 66	Wild Pitches..... 98
Balks..... 5	Balks..... 5	Balks..... 5	Balks..... 5	Balks..... 8
2003	2007	2011	2015	2019
ERA..... 3.64	ERA..... 3.65	ERA..... 3.33	ERA..... 3.18	ERA..... 4.29
Games..... 143	Games..... 141	Games..... 143	Games..... 144	Games..... 139
Complete Games..... 4	Complete Games..... 2	Complete Games..... 2	Complete Games..... 2	Complete Games..... 0
Shutouts..... 13	Shutouts..... 13	Shutouts..... 11	Shutouts..... 13	Shutouts..... 5
Saves..... 41	Saves..... 32	Saves..... 41	Saves..... 44	Saves..... 35
Innings..... 1,237.0	Innings..... 1,229	Innings..... 1,263.2	Innings..... 1,272.0	Innings..... 1,218.0
Hits..... 1,191	Hits..... 1,193	Hits..... 1,160	Hits..... 1,150	Hits..... 1,195
Runs..... 582	Runs..... 554	Runs..... 541	Runs..... 511	Runs..... 641
Earned Runs..... 500	Earned Runs..... 498	Earned Runs..... 468	Earned Runs..... 450	Earned Runs..... 580
Home Runs..... 87	Home Runs..... 95	Home Runs..... 106	Home Runs..... 77	Home Runs..... 134
Walks..... 495	Walks..... 504	Walks..... 505	Walks..... 469	Walks..... 449
Strikeouts..... 1,086	Strikeouts..... 980	Strikeouts..... 1,223	Strikeouts..... 982	Strikeouts..... 1,203
Hit Batters..... 63	Hit Batters..... 53	Hit Batters..... 48	Hit Batters..... 44	Hit Batters..... 72
Wild Pitches..... 58	Wild Pitches..... 46	Wild Pitches..... 55	Wild Pitches..... 39	Wild Pitches..... 62
Balks..... 11	Balks..... 9	Balks..... 5	Balks..... 4	Balks..... 9
2004	2008	2012	2016	
ERA..... 3.70	ERA..... 4.63	ERA..... 4.41	ERA..... 4.05	
Games..... 141	Games..... 141	Games..... 144	Games..... 143	
Complete Games..... 3	Complete Games..... 1	Complete Games..... 5	Complete Games..... 5	
Shutouts..... 10	Shutouts..... 10	Shutouts..... 9	Shutouts..... 10	
Saves..... 45	Saves..... 32	Saves..... 29	Saves..... 31	
Innings..... 1,190.0	Innings..... 1,232.1	Innings..... 1,251.2	Innings..... 1,253.2	
Hits..... 1,164	Hits..... 1,294	Hits..... 1,330	Hits..... 1,267	
Runs..... 543	Runs..... 672	Runs..... 707	Runs..... 626	
Earned Runs..... 489	Earned Runs..... 597	Earned Runs..... 614	Earned Runs..... 564	
Home Runs..... 94	Home Runs..... 90	Home Runs..... 103	Home Runs..... 92	
Walks..... 445	Walks..... 567	Walks..... 557	Walks..... 588	
Strikeouts..... 976	Strikeouts..... 1,054	Strikeouts..... 1,044	Strikeouts..... 1,073	
Hit Batters..... 64	Hit Batters..... 58	Hit Batters..... 48	Hit Batters..... 52	
Wild Pitches..... 42	Wild Pitches..... 79	Wild Pitches..... 54	Wild Pitches..... 85	
Balks..... 12	Balks..... 15	Balks..... 4	Balks..... 4	

YEAR-BY-YEAR TEAM FIELDING STATS

1966	1969	1972	1975	1978
Putouts..... 3,833	Putouts..... 3,431	Putouts..... 3,454	Putouts..... 3,388	Putouts..... 3,558
Assists..... 1,423	Assists..... 1,422	Assists..... 1,378	Assists..... 1,267	Assists..... 1,468
Errors..... 145	Errors..... 172	Errors..... 141	Errors..... 157	Errors..... 117
Passed Balls..... 19	Passed Balls..... 13	Passed Balls..... 9	Passed Balls..... 16	Passed Balls..... 4
Double Plays..... 107	Double Plays..... 137	Double Plays..... 125	Double Plays..... 113	Double Plays..... 135
Fielding Percent..... .973	Fielding Percent..... .965	Fielding Percent..... .972	Fielding Percent..... .967	Fielding Percent..... .977
1967	1970	1973	1976	1979
Putouts..... 3,673	Putouts..... 3,573	Putouts..... 3,531	Putouts..... 3,558	Putouts..... 3,605
Assists..... 1,440	Assists..... 1,389	Assists..... 1,413	Assists..... 1,586	Assists..... 1,519
Errors..... 121	Errors..... 152	Errors..... 153	Errors..... 154	Errors..... 144
Passed Balls..... 24	Passed Balls..... 11	Passed Balls..... 16	Passed Balls..... 15	Passed Balls..... 18
Double Plays..... 109	Double Plays..... 131	Double Plays..... 130	Double Plays..... 155	Double Plays..... 115
Fielding Percent..... .976	Fielding Percent..... .978	Fielding Percent..... .970	Fielding Percent..... .971	Fielding Percent..... .973
1968	1971	1974	1977	1980
Putouts..... 3,762	Putouts..... 3,569	Putouts..... 3,489	Putouts..... 3,593	Putouts..... 3,585
Assists..... 1,404	Assists..... 1,404	Assists..... 1,393	Assists..... 1,545	Assists..... 1,593
Errors..... 184	Errors..... 169	Errors..... 120	Errors..... 145	Errors..... 154
Passed Balls..... 17	Passed Balls..... 11	Passed Balls..... 17	Passed Balls..... 18	Passed Balls..... 8
Double Plays..... 120	Double Plays..... 128	Double Plays..... 112	Double Plays..... 126	Double Plays..... 117
Fielding Percent..... .975	Fielding Percent..... .967	Fielding Percent..... .976	Fielding Percent..... .973	Fielding Percent..... .971

1981	
Putouts	3,602
Assists	1,503
Errors	157
Passed Balls	11
Double Plays	125
Fielding Percent970

1982	
Putouts	3,596
Assists	1,438
Errors	138
Passed Balls	14
Double Plays	134
Fielding Percent973

1983	
Putouts	3,530
Assists	1,407
Errors	123
Passed Balls	7
Double Plays	123
Fielding Percent976

1984	
Putouts	3,514
Assists	1,470
Errors	138
Passed Balls	9
Double Plays	143
Fielding Percent973

1985	
Putouts	3,673
Assists	1,567
Errors	147
Passed Balls	8
Double Plays	142
Fielding Percent973

1986	
Putouts	3,559
Assists	1,381
Errors	130
Passed Balls	12
Double Plays	125
Fielding Percent974

1987	
Putouts	3,597
Assists	1,541
Errors	134
Passed Balls	11
Double Plays	128
Fielding Percent975

1988	
Putouts	3,583
Assists	1,289
Errors	126
Passed Balls	12
Double Plays	106
Fielding Percent975

1989	
Putouts	3,733
Assists	1,461
Errors	136
Passed Balls	15
Double Plays	142
Fielding Percent974

1990	
Putouts	3,725
Assists	1,556
Errors	139
Passed Balls	21
Double Plays	130
Fielding Percent974

1991	
Putouts	3,831
Assists	1,570
Errors	128
Passed Balls	11
Double Plays	161
Fielding Percent976

1992	
Putouts	3,738
Assists	1,507
Errors	179
Passed Balls	9
Double Plays	141
Fielding Percent966

1993	
Putouts	3,706
Assists	1,515
Errors	164
Passed Balls	25
Double Plays	133
Fielding Percent970

1994	
Putouts	3,821
Assists	1,539
Errors	141
Passed Balls	8
Double Plays	144
Fielding Percent974

1995	
Putouts	3,743
Assists	1,549
Errors	134
Passed Balls	10
Double Plays	122
Fielding Percent975

1996	
Putouts	3,587
Assists	1,301
Errors	157
Passed Balls	15
Double Plays	113
Fielding Percent969

1997	
Putouts	3,702
Assists	1,509
Errors	138
Passed Balls	9
Double Plays	138
Fielding Percent974

1998	
Putouts	3,741
Assists	1,449
Errors	141
Passed Balls	10
Double Plays	139
Fielding Percent974

1999	
Putouts	3,696
Assists	1,322
Errors	106
Passed Balls	16
Double Plays	116
Fielding Percent979

2000	
Putouts	3,726
Assists	1,459
Errors	133
Passed Balls	8
Double Plays	154
Fielding Percent976

2001	
Putouts	3,825
Assists	1,442
Errors	105
Passed Balls	9
Double Plays	115
Fielding Percent980

2002	
Putouts	3,725
Assists	1,462
Errors	130
Passed Balls	15
Double Plays	128
Fielding Percent976

2003	
Putouts	3,711
Assists	1,355
Errors	138
Passed Balls	11
Double Plays	137
Fielding Percent973

2004	
Putouts	3,597
Assists	1,342
Errors	97
Passed Balls	16
Double Plays	134
Fielding Percent981

2005	
Putouts	3,764
Assists	1,436
Errors	130
Passed Balls	9
Double Plays	136
Fielding Percent976

2006	
Putouts	3,766
Assists	1,450
Errors	112
Passed Balls	22
Double Plays	115
Fielding Percent979

2007	
Putouts	3,687
Assists	1,355
Errors	100
Passed Balls	15
Double Plays	138
Fielding Percent981

2008	
Putouts	3,679
Assists	1,377
Errors	123
Passed Balls	23
Double Plays	130
Fielding Percent976

2009	
Putouts	3,810
Assists	1,392
Errors	132
Passed Balls	15
Double Plays	123
Fielding Percent975

2010	
Putouts	3,679
Assists	1,377
Errors	123
Passed Balls	23
Double Plays	130
Fielding Percent976

2011	
Putouts	3,791
Assists	1,257
Errors	129
Passed Balls	16
Double Plays	112
Fielding Percent975

2012	
Putouts	3,755
Assists	1,359
Errors	135
Passed Balls	19
Double Plays	139
Fielding Percent974

2013	
Putouts	3,743
Assists	1,500
Errors	136
Passed Balls	20
Double Plays	137
Fielding Percent975

2014	
Putouts	3,698
Assists	1,319
Errors	110
Passed Balls	19
Double Plays	148
Fielding Percent979

2015	
Putouts	3,816
Assists	1,485
Errors	115
Passed Balls	9
Double Plays	152
Fielding Percent979

2016	
Putouts	3,761
Assists	1,465
Errors	102
Passed Balls	20
Double Plays	160
Fielding Percent981

2017	
Putouts	3,694
Assists	1,208
Errors	102
Passed Balls	7
Double Plays	107
Fielding Percent980

2018	
Putouts	3,587
Assists	1,280
Errors	94
Passed Balls	14
Double Plays	130
Fielding Percent981

2019	
Putouts	3,654
Assists	1,235
Errors	109
Passed Balls	18
Double Plays	134
Fielding Percent978

OPENING DAY LINEUPS

April 22, 1966

Amado Samuel	SS
Ethan Blackaby	RF
Bill Cowan	CF
Jim Beauchamp	1B
Tommie Aaron	LF
Billy Southworth	3B
Marv Breeding	2B
Ed Sadowski	C
Dick Kelley	P

L 3-2 vs. Rochester

April 27, 1967

Angel Hermoso	2B
Mike Lum	RF
Vince Ferguson	CF
Dave Nicholson	LF
George Kopacz	1B
Ed Pacheco	SS
Marv Breeding	3B
John Hoffman	C
Ed Rakow	P

W 9-5 vs. Syracuse

April 20, 1968

Gil Garrido	SS
Santiago Rosario	LF
Chuck Harrison	1B
Adrian Garrett	3B
Dave Nicholson	RF
Jesse Gonder	C
Cito Gaston	CF
Al Cambero	2B
Larry Maxie	P

L 2-1 vs. Rochester

April 20, 1969

Oscar Brown	CF
Frank Obregon	SS
Mike Page	RF
Mike de la Hoz	3B
Hal Breeden	1B
Jack Damaska	2B
Dave Adlesh	C
Adrian Garrett	LF
Paul Doyle	P

L 4-2 vs. Syracuse

April 17, 1970

Dusty Baker	RF
Oscar Brown	CF
Darrell Evans	3B
Jim Breazeale	1B
Shaun Fitzmaurice	LF
Jack Crist	2B
Buddy Booker	C
Frank Obregon	SS
Julio Navarro	P

L 2-1 vs. Toledo

April 17, 1971

Guy Rose	CF
Oscar Brown	RF
Tommie Aaron	3B
Darrell Evans	LF
Jim Breazeale	1B
Van Kelly	2B
Fred Velazquez	C
Leo Foster	SS
Gary Neibauer	P

W 5-3 vs. Toledo

April 14, 1972

Guy Rose	CF
Luis Alcarez	2B
Tommie Aaron	3B
Rich Joseph	1B
Rich Barry	RF
Shaun Fitzmaurice	LF
Bob Didier	C
Leo Foster	SS
Rick Kester	P

L 5-4 vs. Toledo (10.)

April 13, 1973

Chico Ruiz	2B
Rowland Office	CF
Andre Thornton	3B
Jack Pierce	1B
Shaun Fitzmaurice	DH
John Fuller	RF
Guy Rose	LF
Leo Foster	SS
Bob Didier	C
Max Leon	P

L 6-3 vs. Pawtucket

April 19, 1974

Bob Beall	1B
Oscar Brown	CF
John Fuller	LF
Wayne Nordhagen	RF
Jim Breazeale	C
Larvell Blanks	3B
Rod Gilbreath	2B
Sonny Jackson	SS
Max Leon	P

W 4-3 vs. Syracuse (10.)

April 11, 1975

Bob Beall	RF
Wayne Nordhagen	LF
Reggie Sanders	1B
Brian Asselstine	CF
Jim Breazeale	C
Junior Moore	3B
Jeff Geach	2B
Dale Soderholm	SS
Domingo Figueroa	P

L 13-2 vs. Syracuse

April 16, 1976

Bob Beall 1B
 Brian Asseltine CF
 Junior Moore RF
 Reggie Sanders DH
 Joe Nolan C
 Jeff Geach 3B
 Chico Ruiz 2B
 Jimmy Collins LF
 Pat Rockett SS
 Frank LaCorte P

W 17-1 vs. Syracuse**April 15, 1977**

Bob Beall 1B
 Chico Ruiz 2B
 Jimmy Collins RF
 Jeff Geach DH
 Jim Breazeale LF
 Dale Murphy C
 Barry Bonnell CF
 Jerry Maddox 3B
 Rob Belloir SS
 Al Autry P
 L 5-1 vs. Toledo

April 14, 1978

Eddie Miller CF
 Rob Belloir SS
 Mike Macha DH
 Larry Whisenont LF
 Jerry Maddox 3B
 Glenn Hubbard 2B
 Hank Small 1B
 Bruce Benedict C
 Jim Arline RF
 Larry McWilliams P
W 32 vs. Rochester

April 11, 1979

Eddie Miller CF
 Chico Ruiz 2B
 Larry Whisenont LF
 Hank Small 1B
 Terry Harper RF
 Jerry Maddox 3B
 Jim Arline DH
 Larry Owen C
 Pat Rockett SS
 Tony Brizzolara P
 L 3-2 vs. Toledo (11 in.)

April 16, 1980

Jim Wessinger 3B
 Glenn Hubbard 2B
 Larry Whisenont RF
 Jerry Keller DH
 Terry Harper CF
 Ken Smith 1B
 Rufino Linares LF
 Bruce Benedict C
 Rafael Ramirez SS
 Tony Brizzolara P
 L 6-0 vs. Toledo

April 10, 1981

Brett Butler CF
 Matt Sinatro C
 Larry Whisenont LF
 Jerry Keller DH
 Ken Smith 1B
 Craig Landis RF
 Steve Hammond SS
 Paul Runge 3B
 Chico Ruiz 2B
 Larry McWilliams P
 L 10-4 @ Toledo

April 13, 1982

Albert Hall CF
 Paul Runge 2B
 Gerald Perry 1B
 Terry Harper RF
 Bob Porter DH
 Leo Vargas LF
 Mike Colbern C
 Paul Zuvella SS
 Brook Jacoby 3B
 Ken Dayley P
 L 4-2 @ Columbus

April 12, 1983

Albert Hall CF
 Gerald Perry 1B
 Brad Komminsk LF
 Larry Whisenont RF
 Brook Jacoby 3B
 Leo Vargas DH
 Paul Runge 2B
 Matt Sinatro C
 Paul Zuvella SS
 Bob Walk P
 L 10-4 vs. Toledo

April 10, 1984

Milt Thompson CF
 Tom Hayes 3B
 Larry Whisenont DH
 Brad Komminsk LF
 Rufino Linares RF
 Ken Smith 1B
 Paul Zuvella SS
 Roger LaFrancois C
 Chico Ruiz 2B
 Tony Brizzolara P
 L 10-0 @ Columbus

April 11, 1985

Milt Thompson CF
 Randy Johnson 3B
 Doc Estes 1B
 Miguel Sosa 2B
 Gene Roof LF
 Lee Graham RF
 Glenn Gulliver DH
 Carlos Rios SS
 Larry Owen C
 Steve Shields P
 L 9-1 @ Syracuse

April 11, 1986

Albert Hall CF
 Paul Zuvella SS
 Gerald Perry 1B
 Brad Komminsk 3B
 Doc Estes LF
 Paul Runge 2B
 John Rabb DH
 Lee Graham RF
 Larry Owen C
 Steve Shields P
W 12-2 vs. Rochester

April 10, 1987

Kelly Heath LF
 Paul Runge 3B
 Darryl Motley CF
 Dave Griffin 1B
 John Rabb DH
 Mike Brown RF
 Mike Fischlin SS
 Stan Cilburn C
 Jeff Blauser 2B
 Cliff Speck P
 L 14-7 vs. Syracuse

April 7, 1988

Greg Tubbs CF
 Jeff Blauser SS
 Jeff Wetherby LF
 Ron Gant 2B
 Lonnie Smith DH
 Dave Justice RF
 Dave Griffin 1B
 Alex Smith 3B
 John Mizerock C
 Marty Clary P
 L 5-3 vs. Pawtucket

April 5, 1989

Barry Jones LF
 Chris Shady SS
 Mark Lemke 2B
 German Rivera 3B
 Ed Whited DH
 Dave Justice RF
 Drew Denson 1B
 Terry Blocker CF
 John Mizerock C
 Marty Clary P
W 3-1 @ Columbus

April 7, 1990

Greg Tubbs LF
 Tommy Hinz 2B
 Ed Whited 3B
 Geronimo Berroa RF
 Francisco Cabrera 1B
 Brian Hunter DH
 Greg Olson C
 Dennis Hood CF
 Ken Dowell SS
 Rusty Richards P
 L 4-3 vs. Columbus

April 10, 1991

Rico Rossy SS
 John Alva 2B
 Mike Bell 1B
 Brian Hunter LF
 Tracy Woodson 3B
 Andy Tomberlin CF
 Glenn Wilson DH
 Kelly Mann C
 Mike Loggins RF
 Randy Kramer P
 L 5-3 @ Columbus

April 9, 1992

Bobby Moore RF
 Sean Ross CF
 Jeff Manto 3B
 Boi Rodriguez DH
 Francisco Cabrera C
 Ryan Klesko 1B
 Keith Mitchell LF
 Vinny Castilla SS
 Keith Smith 2B
 Armando Reynoso P
W 10-1 vs. Columbus

April 8, 1993

Ramon Caraballo 2B
 Tony Tarasco RF
 Chipper Jones SS
 Ryan Klesko 1B
 Melvin Nieves LF
 Javy Lopez C
 Mike Kelly CF
 Jose Oliva 3B
 Mike Birkbeck P
W 9-0 @ Scranton/WB

April 7, 1994

Jarvis Brown CF
 Mike Mordecai SS
 Beau Alired RF
 Jose Oliva 3B
 Luis Lopez 1B
 Troy Hughes LF
 Eddie Perez 2B
 Ramon Caraballo DH
 Jose Olmeda 2B
 Mike Birkbeck P
W 7-1 vs. Toledo

April 6, 1995

Kevin O'Connor LF
 Jose Olmeda 2B
 Jose Munoz 3B
 Darren Reed RF
 Mike Twardoski 1B
 Francisco Cabrera DH
 John Orton C
 Bobby Moore CF
 Ed Giovannola SS
 Rod Nichols P
W 7-0 @ Columbus

April 5, 1996

Damon Hollins CF
 Tony Graffanino 2B
 Robert Smith 3B
 Jemaine Dye RF
 Omar Garcia 1B
 Aldo Peconilli DH
 Bobby Moore LF
 Pablo Martinez SS
 Joe Ayrault C
 Brad Woodall P
 L 4-1 vs. Columbus

April 3, 1997

Marty Malloy 2B
 Ed Giovannola SS
 Damon Hollins CF
 Tommy Gregg RF
 Randall Simon 1B
 Wes Helms 3B
 Brad Tyler LF
 Fausto Tejero C
 Brad Woodall P
 L 9-5 @ Scranton/WB

April 9, 1998

Mike Warner CF
 Marty Malloy 2B
 Damon Hollins RF
 Randall Simon LF
 Gene Schall 1B
 Wes Helms LF
 Ray Holbert 3B
 Fausto Tejero C
 Paul Byrd P
 L 7-3 vs. Charlotte

April 8, 1999

Lonell Roberts CF
 Bryan Pen 3B
 Brad Tyler DH
 Gene Schall 1B
 George Lombard LF
 Steve Sisco 2B
 Gabe Whatley RF
 Mark DeRosa SS
 Pascual Matos C
 Micah Bowie P
 L 2-1 @ Durham

April 6, 2000

George Lombard LF
 Steve Sisco 2B
 Tim Unroe RF
 Brian Hunter 1B
 Wes Helms 3B
 Mark DeRosa CF
 Tyrone Pendergrass SS
 Pascual Matos C
 Don Wengert P
 L 5-2 vs. Indianapolis

April 5, 2001

Pedro Swann LF
 Mark DeRosa SS
 Mike Robertson RF
 Chan Perry 1B
 Howard Battle DH
 Marcus Giles 2B
 Jesse Lewis C
 Jesse Garcia 3B
 Michael Carter CF
 Damian Moss P
 L 1-0 @ Durham

April 4, 2002

Damon Hollins CF
 Ramon Castro SS
 Matt Franco DH
 Ozzie Timmons RF
 Tim Unroe 1B
 Travis Wilson LF
 Mike Hesselman 3B
 Steve Torrealba C
 Chris Petersen 2B
 Doug Linton P
W 5-3 vs. Durham

April 3, 2003

Donzell McDonald CF
 Jesse Garcia SS
 Wilson Betemit 3B
 Mike Hesselman 1B
 Johnny Estrada C
 Travis Wilson DH
 Damon Hollins RF
 Nick Green 2B
 Stubby Clapp LF
 Ryan Glynn P
 L 7-6 @ Charlotte

April 8, 2004

Ryan Langerhans CF
 Jorge Velandria SS
 Ryan Jackson 1B
 Damon Hollins RF
 Wilson Betemit 3B
 Joe DePastino C
 Russ Branyan LF
 Nick Green 2B
 Travis Smith P
W 20-0 vs. Louisville

April 8, 2005

Esix Sneed CF
 Jason Bourgeois 2B
 John Barnes RF
 James Juries DH
 Andy Marte 3B
 Carlos Mendez 1B
 Bill McCarthy LF
 Brayan Pena C
 Tony Pena SS
 Kyle Davies P

W 5-4 @ Buffalo**April 6, 2006**

Caesar Crespo CF
 Bryan Pena C
 James Juries 2B
 Bill McCarthy LF
 Scott Thorman DH
 David Kelton RF
 Wes Timmons 3B
 Jonathan Schuerholz 2B
 Tony Pena SS
 Anthony Lerew P
W 5-4 @ Buffalo

April 9, 2007

Willie Harris LF
 Martin Prado 2B
 Yonel Escobar SS
 Doug Clark DH
 T.J. Bohn RF
 Barbaro Canizares 1B
 Corky Miller CF
 Gregor Blanco CF
 Wes Timmons 3B
 Buddy Carlyle P
 L 8-5 @ Scranton/WB

April 3, 2008

Josh Anderson CF
 Brent Lillibridge SS
 Brandon Jones LF
 Barbaro Canizares DH
 Joe Borchard RF
 Scott Thorman 1B
 J.C. Holt 2B
 Clint Sammons C
 Wes Timmons 3B
 Buddy Carlyle P
 L 9-5 vs. Rochester

April 9, 2009

Gregor Blanco CF
 Diory Hernandez SS
 Brandon Jones LF
 Barbaro Canizares 1B
 Brooks Conrad 2B
 Joe Borchard DH
 Van Pope 3B
 J.C. Boscan C
 Reid Gorecki RF
 Tommy Hanson P
W 9-1 @ Charlotte

April 8, 2010

Gregor Blanco CF
 Matt Young LF
 Joe Thurston 2B
 Barbaro Canizares DH
 Freddie Freeman 1B
 Brent Clevlen RF
 Brandon Hicks SS
 Clint Sammons C
 Wes Timmons 3B
 James Parr P
W 8-6 vs. Charlotte

HISTORY

April 7, 2011

Jordan Schafer CF
Jose Constanza LF
Willie Cabrera RF
Ed Lucas SS
Dion Hernandez 1B
Joe Mather 1B
Mauro Gomez 3B
Shawn Bowman 3B
Wilkin Castillo C
Rodrigo Lopez P

W 2-1 vs. Durham

April 5, 2013

Jose Constanza LF
Tyler Pastomicki SS
Joey Terdoslavich RF
Ernesto Mejia 1B
Blake DeWitt 2B
Todd Cunningham CF
Joe Leonard 3B
Jordan Parraz DH
Matt Pagnozzi C
Sean Gilmartin P

W 5-4 vs. Charlotte

April 9, 2015

Todd Cunningham CF
Jose Peraza 2B
Eury Perez RF
Pedro Ciraco 3B
Cedric Hunter DH
Joe Benson LF
Elmer Reyes SS
Sean Kazmar Jr. 1B
Braeden Schlehuber C
Mike Foltyniewicz P

L 1-0 vs. Durham

April 6, 2017

Ozzie Albies 2B
Johan Camargo SS
Mel Rojas Jr. RF
Matt Tuiasosopo 1B
Rio Ruiz 3B
Adam Brett Walker LF
Blake Lalli DH
Kyle Kublitza CF
Xavier Avery CF
Aaron Blair P

L 10-8 vs. Durham

April 4, 2019

Rafael Ortega CF
Andres Blanco 2B
Austin Riley 3B
Adam Duvall LF
Pedro Florimon C
Ryan LaMarre RF
Sean Kazmar Jr. 1B
Luis Marte SS
Mike Foltyniewicz P

W 3-1 vs. Norfolk

April 5, 2012

Luis Durango CF
Jordan Parraz RF
Stefan Gartrell LF
Ernesto Mejia 1B
Joey Terdoslavich 3B
Christian Marrero DH
Josh Wilson 2B
Greg Pascal SS
J.C. Boscan C
Todd Redmond P

L 4-3 @ Durham (12 in.)

April 3, 2014

Jose Constanza LF
Todd Cunningham CF
Joey Terdoslavich RF
Ernesto Mejia 1B
Tommy La Stella 2B
Edward Salcedo 3B
Mark Hamilton DH
Christian Bethancourt C
Tyler Greene SS
Gavin Floyd P

L 7-6 @ Durham

April 7, 2016

Mallix Smith CF
Daniel Castro SS
Reid Brignac 2B
Tyler Moore DH
Matt Tuiasosopo LF
Blake Lalli 1B
Ryan Lavarnway C
Rio Ruiz 3B
Chase d'Arnaud RF
Jhoulys Chacin P

W 2-0 @ Norfolk

April 7, 2018

Danny Santana CF
Ronald Acuna Jr. LF
Jaff Decker DH
Carlos Franco RF
Dustin Peterson 1B
Rio Ruiz 3B
Sean Kazmar Jr. SS
Rob Brantly SS
Christian Colon 2B
Mike Soroka P

W 3-1 @ Norfolk

ALL-TIME RICHMOND/GWINNETT ROSTER

BOLD=National Baseball Hall of Famer

A

Aardsma, David (15)
Aaron, Tommie
(66-67, 71-72)
Abbott, Kurt (01)
Abreu, Juan (11)
Abreu, Winston (00)
Acker, Jim (81)
Acosta, Manny (06-09)
Acuna Jr., Ronald (17-18)
Adams, Lane (17-18)
Adlesh, Dave (69)
Aguilar, Ray (03-04)
Akins, Sidney (88)
Alba, Gibson (90-91)
Albers, Andrew (17)
Alberts, Butch (80)
Albies, Ozzie (16-17)
Alcarez, Luis (80)
Alexander, Roger
(75, 77-79)
Alicia, Edwin (88-89)
Allard, Kolby (18-19)
Allen, Hank (71)
Alfred, Beau (94)
Almanza, Armando (04)
Almanzer, Carlos (06)
Almonte, Hector (05)
Alomar, Sandy (66)
Arnold, Derrick (08)
Alva, John (90-91)
Alvarez, Dario (16)
Alvarez, Jose
(81-83, 86-88, 95)
Amaral, Rich (00)
Anderson, Ian (19)
Anderson, Josh (08, 10)
Anderson, Larry (19)
Angelini, Norm (76-77)
Arlich, Don (68-69)
Arline, Jim (78-79)
Armas, Tony (09)
Arnold, Derrick (07)
Arnold, Jamie (98)
Aro, Jonathan (19)
Arrigo, Gerry (71)
Arteaga, Josh (05)
Asencio, Jairo (09, 11)
Asselstine, Brian (75-77, 79)
Atkins, Mitch (14)
Autry, Al (76-77)
Avery, Steve (90, 00)
Avery, Xavier (17-18)
Avilan, Luis (14)
Ayala, Luis (13)
Aybar, Erick (16)
Aybar, Willy (06)
Ayrault, Joe (96-97)

B

Baerlocher, Ryan (07)
Baker, Brad (06)
Baker, Dusty (69-71)
Bales, Lee (66)
Baller, Jay (93)
Banuelos, Manny (15-16)

Barber, Steve (70)
Bark, Brian (92-95)
Barker, Brandon (15)
Barkett, Andy (00, 05)
Barnes, John (05)
Barnowski, Ed (68)
Barreda, Manny (17)
Barry, Kevin (04-07)
Barry, Rich (72)
Barton, Brian (09)
Basner, Ryan (05-08)
Bass, Jayson (99)
Bates, Del (67-68)
Batista, Miguel (12)
Battle, Howard (99, 01)
Bautista, Danny (97)
Bautista, Jose (18)
Beachy, Brandon (10-11, 13)
Beall, Bob (74-77, 79-80)
Bradley, Dave (86)
Beard, Mike (71-73, 75-76)
Beasley, Raymond
(98, 00-02)
Beato, Pedro (14)
Beauchamp, Jim (66-67)
Beauchamp, Kash (88-89)
Bechtold, George (69)
Beckham, Gordon (16)
Bedrosian, Steve (81)
Begrnac, Reid (83)
Belisle, Matt (03)
Bell, Chad (18)
Bell, Mike (91)
Bell, Terry (88-89)
Bellard, Rafael (98)
Belloir, Rob (75-78)
Beltrre, Esteban (96)
Benbow, Lou (96)
Benedict, Bruce (78, 80)
Bennett, Jeff (07, 09)
Bennett, Paul (08)
Benson, Joe (15)
Bernard, Miguel (05)
Bernero, Adam (05)
Berrone, Garonino (80)
Betrnet, Wilson (02-04)
Bethancourt, Christian
(14-15)
Biddle, Jesse (18-19)
Bigbie, Larry (07)
Birkbeck, Mike (93-94)
Bisenius, Joe (13)
Blackaby, Ethan (66)
Blair, Aaron (16-18)
Blair, Dirk (95)
Blanco, Andres (19)
Blanco, Gregor
(06-07, 09-10)
Blanks, Larvell (73-74)
Blasingame, Wade (66)
Blaiser, Jeff (87-88)
Blefary, Curt (73)
Blocker, Terry (88-89)
Bockhorn, Glen (82)
Boever, Joe (87-88)
Boggs, Brandon (13-14)
Boggs, Mitchell (15)
Boggs, Tommy
(78-79, 82-83)
Bohn, T.J. (07)

Bolivar, Luis (10)
Bong, Jung Keun (03)
Bonifacio, Emilio (16)
Bonnell, Barry (76-77)
Booker, Buddy (69-70)
Borbon, Pedro (93-94, 98)
Borchard, Joe (08-09)
Boris, Paul (84)
Borkovich, Walter (19)
Borowski, Joe (96-97)
Boscan, J.C. (02-05, 09-12)
Boscan, Wilfredo (16)
Bourgeois, Jason (05)
Bourjos, Peter (18)
Bowie, Micah (99)
Bowman, Ernie (68)
Bowman, Shawn (11)
Boyer, Blaine (07)
Bradford, Larry (77-79, 84)
Bradley, David (16)
Bragg, Darren (02)
Brantly, Rob (18)
Branyan, Russell (04)
Breazeale, Jim
(70-71, 73-77)
Breedon, Hal (69-70)
Breeding, Marv (66-67)
Briggs, Anthony (98)
Brigham, Jake (15)
Brignac, Reid (16)
Britton, Jim A. (66-67)
Britton, Jimmy (71, 73)
Brizzolara, Tony (78-85)
Broadway, Michael (10)
Brook, Chris (95-97)
Brooks, Antone (99)
Brooks, Frank (05)
Brothers, Rex (17-18)
Brow, Scott (97)
Brower, Jim (05)
Brown, Jarvis (94)
Brown, Jeff (95)
Brown, Mike (87)
Brown, Oscar (69-72, 74)
Brownlie, Bobby (09)
Bruce, Bob (67)
Bucher, Ryan (12-14)
Buckley, Travis (98)
Bueno, Francisley (07-09)
Bullard, Jason (98)
Bullock, Billy (11-12)
Burawa, Danny (15-16)
Burgos, Enrique (17)
Burke, Chris (09)
Burlingame, Dennis (93)
Burnett, Sean (16)
Burrows, Thomas (19)
Burrus, Josh (05)
Bush, Paul (06-07)
Butler, Adam (98-99)
Butler, Brett (81-82)
Byrd, Paul (97-98, 04)

C

Cabrera, Francisco
(89-92, 95)
Cabrera, Mauricio (17)
Cabrera, Willie (10-11)

Cador, Roger (77)
Calais, Ian (00)
Calzado, Napoleon (04)
Camargo, Johan (17-19)
Cambero, Alberto (68)
Camp, Rick (76, 79)
Campbell, Dave (77)
Campillo, Jorge (08-09)
Canizares, Barabaro (07-10)
Cann, Stu (72)
Cannizzaro, Chris (66)
Capellan, Jose (04)
Capra, Buzz (76)
Caraballo, Ramon (92-94)
Carden, Jay (68)
Carle, Shane (18-19)
Carlyle, Buddy (07-09, 12)
Carlyle, Kenny (97-98)
Carpenter, David (13-14)
Carpenter, David L. (15)
Carrasco, D.J. (12)
Carrera, Ezequiel (18)
Carrithers, Alden (13)
Carroll, Clay (67)
Carter, Chris (11)
Carter, Michael (01)
Cary, Chuck (87-88)
Casarotti, Rich (91)
Castiglione, Bob (68-70)
Castilla, Vinny (91-92)
Castillo, Frank (03)
Castillo, Tony (90-91)
Castillo, Wilkin (11)
Castro, Daniel (15-16)
Castro, Ramon (01-03)
Catho, Michael (97-99)
Cedeno, Juan (13)
Cepeda, Jose (00)
Cervenka, Hunter (15)
Chacin, Jhoulys (16)
Champion, Bill (76)
Chance, Bob (69)
Chapman, Jaye (11-12)
Chapman, Kevin (17)
Charlton, Norm (98)
Chesdale, Dave (74, 76)
Chen, Bruce (98-00)
Chiffer, Floyd (86-87)
Childers, Jason (05)
Childers, Matt (05)
Childress, Chip (87)
Christopher, Joe (66, 68)
Cicerna, Joe (66, 68-69)
Ciraco, Pedro (15)
Clapp, Stubby (03)
Clark, Dera (94)
Clark, Doug (07)
Clark, Terry (94)
Clary, Marty (85-89)
Clay, David (84-85)
Cieto, Maikel (16)
Clevlen, Brent (10)
Cliburn, Stan (87)
Click, Paul (73)
Cline, Ty (66)
Cloninger, Tony (72)
Clontz, Brad (94, 97)
Closter, Al (74-75)
Clouse, Corbin (18-19)
Coffman, Kevin (88, 92, 95)

Colbern, Mike (82)
Cole, Tim (82)
Colina, Alvin (09)
Collins, Don (76-79)
Collins, Jimmy (76-77)
Collmelter, Josh (17)
Colon, Christian (18)
Colon, Roman (04-05, 13)
Colyer, Steve (07)
Conrad, Brooks (09)
Constanza, Jose (11-14)
Corcoran, Tim (13)
Cordier, Erik (10-12)
Cormier, Lance (06-07)
Cormier, Rheel (07)
Cornely, John (15)
Cortes, David (98-99)
Cowan, Billy (66)
Cowley, Joe (81-83)
Cox, Bobby (67)
Cox, Darron (96)
Crabbe, Bruce (90-91)
Creasy, Jason (19)
Crespo, Caesar (06)
Crist, Jack (68-71)
Cruz, Enrique (08)
Cruz, Rafael (09)
Cruz, Rhiner (17)
Cuevas, John (92)
Cullen, Jack (69-70)
Cumberland, Chris (01)
Cummings, Mike (75)
Cunanne, Will (03-04)
Cunniff, Brandon (13-15)
Cunningham, Todd (13-16)
Curry, Steve (81-82, 85-86)
Curtis, Daniel (04-06)
Czarnik, Chris (90)

D

D'Acquisto, John (82)
D'Allessandro, Sal (87)
d'Arnaud, Chase (16)
Damaska, Jack (69-71)
Davey, Mike (77-78)
Davidson, Ted (68)
Davidson, Tucker (19)
Davis, Kyle (04-07)
Davis, John (91)
Davis, Trench (87)
Davis, Vic (66)
Dawley, Joe (99, 01-03)
Dayley, Ken (81-84)
Dayton, Grant (19)
De La Cruz, Joel (16-17)
de la Hoz, Mike (68-69)
De Paula, Rafael (19)
Deak, Brian (92)
Dean, Kevin (89)
Decker, Jaff (18)
Dedmon, Jeff (83-85)
Dedrick, Jim (98)
Dehart, Casey (05)
Deitz, Tim (89)
Delgado, Randall (11-12)
DeLome, Collin (12)
Demeritte, Travis (19)
Denson, Drew (89-90)

DePastino, Joe (04)
DeRosa, Mark (99-02)
DeSalvo, Matt (08)
Dettmer, John (96)
Devine, Adrian (73-74)
Devine, Joey (05-07)
Dewey, Todd (88)
DeWitt, Blake (13)
Diamond, Scott (10)
Diaz, Carlos (81-82)
Diaz, Matt (08, 10)
Didier, Bob (70-73, 76)
DiLauro, Jack (71)
Dillon, Russ (72)
Dirks, Caleb (17)
Dishman, Richard (00)
Dowell, Ken (90)
Doyle, Paul (69)
Doyle, Terry (14)
Dozier, Tom (88)
Drew, Tim (04)
Duda, Lucas (19)
Dukes, Tom (66)
Duliba, Bob (70-71)
Dunbar, Tommy (88-89)
Dunn, Michael (10)
Duran, Carlos (05-06)
Durango, Luis (12)
Duvall, Adam (19)
Dye, Jermaine (95-96)
Dyer, Mike (97)

E
Earley, Arnold (66)
Easterly, James (74-76, 79)
Eave, Gary (88-89)
Ebert, Derrin (98-00)
Eden, Mike (76-77)
Edge, Butch (80)
Egan, Pat (13)
Eichelberger, Juan (85-88)
Eichhorn, Mark (89)
Elliott, Donnie (93)
Ellis, Chris (16)
Emiliano, Jamie (03)
Ennis, John (03)
Esasky, Nick (92)
Escobar, Yudel (07, 10)
Espino, Juan (88)
Estes, Doc (85-86)
Estrada, Johnny (03)
Evans, Darrell (69-71)
Evans, Lee (03-04)
Eveland, Dana (15)
Evert, Brett (04)

F
Farmer, Bryan (89)
Farrell, Dick (70)
Fasano, Sal (08)
Feigl, Brady (15)
Ferguson, Vince (66-68)
Fesh, Sean (04)
Field, Greg (80, 82-83)
Fields, Bruce (91)
Figueroa, Dom (72, 75, 77)
Finlay, Andy (67)
Fiore, Mike (73)
Fiorentino, Jeff (11)
Fishkin, Mike (87-88)
Fisher, Brian (84)
Fisher, Carlos (14-15)
Fitzgerald, Jason (03)
Fitzmaurice, Shaun (69-73)
Flach, Jason (00)
Flaherty, Ryan (18)
Flande, Yohan (11-13)
Florimon, Pedro (19)
Flowers, Tyler (16, 18)
Floyd, Gavin (14)
Foltynewicz, Mike (15-16, 19)
Ford, Wenty (73-74)
Fore, Chuck (82-83)
Foreman, Greg (74)
Foster, John (02, 05)
Foster, Leo (71-73)
Fox, Chad (96-97)
Frachisour, Zach (00)
Francisco, Carlos (17-18)
Franco, Henderson (17-18)
Franco, Iker (05, 07)
Franco, Julio (07)
Franco, Matt (02)
Franklin, Wayne (06)
Freeman, Freddie (10, 13, 15, 17)
Freeman, Jimmy (72-75)

Freeman, Marvin (90, 93)
Freeman, Sam (17-18)
Freitas, David (17)
French, Jim (71)
Friday, Brian (12)
Fried, Max (17-18)
Fuller, John (72-74)
Funk, Frank (66-67)
Fussell, Chris (03)

G
Galasso, Bob (84)
Gallagher, Al (74-75)
Gamble, Jerome (08-09)
Gant, John (16)
Gant, Ron (88-89)
Garcia, Adonis (15-17)
Garcia, Damaso (87)
Garcia, Freddy (13)
Garcia, Jesse (01-04)
Garcia, Omar (96)
Garrell, Gene (67)
Garr, Ralph (69-70)
Garrett, Adrian (66-69)
Garrido, Gil (66-68, 73)
Gartrell, Stefan (11-13)
Gaston, Cito (68)
Gatewood, Aubrey (70)
Gattis, Evan (13-14)
Gausman, Kevin (19)
Gawer, Matt (00)
Gaylor, Stephen (16-17)
Geach, Jeff (75-77)
Gearrin, Cory (10-13)
Giardina, Sal (17-19)
Gibson, Derrick (05)
Gibson, James "Hoot" (82)
Gibbreath, Rod (73-74)
Giles, Marcus (01-02)
Gilkey, Bernard (01)
Gilmartin, Sean (12-13)
Giovannola, Ed (94-97)
Glaus, Troy (10)
Glavine, Mike (01)

Glavine, Tom (86-87, 09)
Glynn, Ryan (03-04)
Gnacinski, Paul (86)
Gohara, Luiz (17-18)
Golson, Greg (13)
Gomez, Mariano (09-10)
Gomez, Mauro (11)
Gomez, Pat (90-92)
Gonder, Jesse (68)
Gonzalez, Mike (08)
Gorecki, Reid (08-09)
Gosselin, Phil (13-14, 18)
Gotay, Ruben (08, 11-12)
Gourieux, Dave (70-73)
Graffanino, Tony (95-96)
Graham, Lee (85-86)
Granger, Jeff (00)
Grant, Mark (91)
Green, Nick (01, 03-04)
Greene, Charlie (01)
Greene, Tommy (88-90)
Greene, Tyler (13-14)
Gregg, Tommy (91-92, 97)
Greisinger, Seth (05)
Griffin, Dave (87-88)
Griffith, Derrell (67)
Grijak, Kevin (95-96)
Grubb, John (88)
Gryboski, Kevin (02)
Grzenda, Joe (74)
Guerrero, Inocencio (85, 87)
Gunn, Skip (67-68)
Gulliver, Glenn (85)
Gunderson, Kevin (09)
Gustafson, Tim (10)

H
Haas, Bill (66)
Halama, John (09)
Hale, David (13)
Hall, Albert (82-83, 85-86)
Halla, Ryan (00)
Hamilton, Mark (14)
Hammond, Chris (01)
Hammond, Steve (80, 82)
Hampton, Mike (05, 08)
Hancock, Bill (66)
Hanson, Tommy (09, 12)
Hanel, Marcus (98)
Hanna, Preston (75-77)
Hardin, Jim (72)
Hardy, Rowdy (11)
Harper, Terry (78-82, 84)

Harrell, Lucas (16)
Harrlichak, Cory (12)
Harris, Reggie (00)
Harris, Willie (07)
Harrison, Chuck (68)
Harrison, Jordan (19)
Harrison, Tom (95-00)
Hartgraves, Dean (96-97)
Hatcher, John (87)
Hayes, Tom (84)
Heath, Deunte (09)
Heath, Kelly (86-87)
Heath, Lee (94)
Heierle, Tom (68)
Helms, Wes (97-98, 00, 11)
Henry, Dwayne (89-90)
Hensley, Chuck (87)
Hermann, Ed (68)
Hermoso, Angel (67)
Hernandez, Buddy (03-05, 07)
Hernandez, David (17)
Hernandez, Diory (08-11)
Hernandez, Luis (06)
Hernandez, Moises (07)
Hernandez, Roberto M. (03)
Hernandez, Roberto (16)
Hernstein, John (66)
Herrera, Alex (05)
Hessman, Mike (02-04)
Heyward, Jason (09, 11, 13)
Hicks, Brandon (10-11)
Hill, Garry (68-70)
Hinzo, Tommy (90)
Hippauf, Herb (66)
Hodge, Ed (86)

Hodges, Trey (02, 04-05, 07)
Hoekstra, Kurt (19)
Hoffman, John (67-68)
Holbert, Ray (98)
Holfield, Dick (98)
Hollins, Damon (96-98, 01-04)
Holman, Dale (86-87)
Holman, Shawn (91, 93)
Holt, J.C. (07-10)
Holt, Dennis (90)
Hoover, J.J. (11)
Horn, Jeff (00)
Hostetler, Mike (93-94, 96-97)
House, Pat (66)
House, Tom (67-72)
Houston, Tyler (93-95)
Howard, Larry (73-74)
Howard, Ryan (17)
Howard, Steve (92)
Hoyt, James (14)
Hriniak, Walt (67)
Hubbard, Glenn (78-80)
Hubbard, Mike (00, 03)
Huber, Jon (09)
Hudek, John (99)
Hudson, Tim (09, 12)
Hughes, Dusty (12-13)
Hughes, Troy (94)
Hunter, Brian (90-91, 93, 00)
Hunter, Cedric (15)
Hursh, Jason (15-18)
Hyams, Levi (16)
Hyde, Lee (07, 10)

I
Iglesias, Mike (99)
Iciarte, Ender (16, 19)
Infante, Alexis (90)
Infante, Omar (08-09, 16)
Ingle, Randy (86)

J
Jackson, Alex (18-19)
Jackson, Luke (17-18)
Jackson, Ryan (04)
Jackson, Sonny (72, 74)
Jacobs, Ryan (98)
Jacoby, Brook (82-83)
Jaime, Juan (14-15)
James, Chuck (05-06, 08)
Janas, Stephen (16)
Janish, Paul (13)
Jarvis, Pat (66)
Jaster, Larry (70-74)
Jenkins, Tyrell (15-16)
Johnson, Adam (99)
Johnson, Benji (09)
Johnson, Chris (15)

Johnson, Don (69)
Johnson, Jim (16)
Johnson, Joe (83-85)
Johnson, Jonathan (06-07)
Johnson, Judd (92-94)
Johnson, Kelly (04-06, 09, 15)
Johnson, Micah (17)
Johnson, Randy (81-82, 85)
Johnson, Rontrez (03)
Johnstone, Connor (18-19)
Jones, Andruw (96)
Jones, Barry (88-90, 93)
Jones, Bobby M. (03)
Jones, Brandon (07-09)
Jones, Chipper (93)
Jones, Chris (01)
Jones, Craig (82, 84)
Jones, Mike (86)
Jones, Mitch (10)
Jones, Monk (77)
Jones, Mycal (14-15)
Jones, Ron (93)
Jordan, Brian (06)
Jordan, Ricardo (00)
Joseph, Ricardo (72)
Julio, Jorge (08)
Junge, Eric (12)
Jurich, Mark (08)
Jurries, James (04-06)
Jurrjens, Javi (10-12)
Justice, David (88-90)

K
Kawakami, Kenshin (10)
Kazmar Jr., Sean (13-19)
Keller, Jerry (78-82)
Keller, Kris (02)
Kelley, Dick (66)
Kelley, Tom (70, 73-75)
Kelly, Casey (16)
Kelly, Mike (93-95)
Kelly, Pat (92, 94-95)
Kelly, Ryan (15)
Kelly, Van (68-69, 71-73)
Kellton, David (06)
Kemp, Matt (17)
Kennedy, Jon (18)
Kennelly, Matt (11, 13, 15)
Kent, Steve (16)
Kerfeld, Charlie (90)
Kester, Rich (68-73)
Kilner, John (89)
Kimbrel, Craig (09-10)
King, Doug (68)
King, Richard (95)
Kirklund, Cody (09)
Kleinknecht, Barrett (15)
Klesko, Ryan (92-93)
Kline, Steve (77)
Kohn, Michael (15)
Kommink, Brad (82-84, 86)
Koonce, Don (74)
Koonce, Graham (07)
Kopacz, George (66-67, 69)
Kotchman, Casey (09)
Kottaras, George (16)
Kowitz, Brian (93-95)
Kramer, Randy (91)
Kremers, Jimmy (90)
Kreutzer, Frank (68)
Kroeger, Josh (12)
Krol, Ian (16-17)
Kubitza, Kyle (16-17)
Kurcz, Aaron (15)

L
Lacey, John (76)
LaCorte, Frank (75-78)
LaFrancois, Roger (84)
Laird, Gerald (13)
Lalli, Blake (16-17)
LaMarre, Ryan (19)
Lambson, Mitch (15)
Lamm, Mark (13-14)
Lamont, Gene (73)
Landoni, Mark (81-82)
Landoni, Emerson (16-17)
Langerhans, Ryan (03-04)
LaPlante, Michel (00)
LaRoche, Adam (03-04)
LaRose, Vic (70)
LaRussa, Tony (72)
Laskey, Bill (90)
La Stella, Walter (14)
Lavarnway, Ryan (15-16)
Lawrence, Brian (08)

Leach, Brent (12)
Leach, Terry (79, 84)
Lee, Garrett (00, 02)
Lee, Mark (96)
Lee, Michael (13)
Leggatt, Rich (85)
Lemasters, Jim (89)
Lemke, Mark (89)
Lennerton, Jordan (15)
Leon, Max (73-74, 78)
Leonard, Joe (13-14)
Lerew, Anthony (05-08)
Lersch, Barry (74)
Lerud, Steve (14)
Levis, Jesse (01)
Lewis, Derrick (01-03)
Lewis, T.R. (97)
Leyva, Elian (18-19)
Lickert, John (85)
Lien, Connor (19)
Ligtenberg, Kerry (97, 00-01)
Lillibridge, Brent (07-08)
Lilliquist, Derek (88, 90)
Linares, Rufino (78-80, 83-84)
Linton, Doug (02)
Lipka, Matt (16)
Lisi, Ric (84)
Livingstone, Stu (79)
Loadenthal, Carl (08)
Lobb, David (71-72)
Loe, Kameron (13-14)
Logan, Boone (09)
Loggins, Mike (91)
Lombard, George (99-02)
Lomon, Kevin (94-96)
Loney, James (17)
Long, Robert (86)
Lopez, Fred (91)
Lopez, Jack (19)
Lopez, Javy (93)
Lopez, Luis (94, 04)
Lopez, Pee Wee (02)
Lopez, Raffy (19)
Lopez, Rodrigo (11)
Lovelace, Vance (93)
Loynd, Mike (93)
Lucas, Ed (11)
Luebbers, Larry (97)
Luecken, Rick (90)
Lugo, Jose (11-12)
Lugo, Julio (11)
Lum, Mike (66-67)
Lusic, George (77-78)
Lyman, Jeff (09-10)

M
Macha, Mike (78-79)
Maddox, Jerry (78-79)
Mader, Michael (18)
Magdaleno, Ricky (98)
Mahler, Mickey (75-77)
Mahler, Rick (77-80, 83)
Mahoney, Mike (98-99)
Maldonado, Phil (88-90)
Malloy, Marty (96-99)
Mann, Kelly (90-91)
Manto, Jeff (92)
Marak, Paul (89-91)
Marek, Stephen (09-11)
Marimon, Sugar Ray (15)
Marksberry, Matt (15-16)
Marquis, Jason (00, 02-03)
Marrero, Christian (12)
Marrero, Eli (04)
Marte, Andy (05)
Marte, Luis (18-19)
Martin, Al (91)
Martin, Cody (13-15)
Martin, Joe (74)
Martin, Tom (95)
Martinez, Cristhian (10-11)
Martinez, Louis (00-02)
Martinez, Ozzie (14)
Martinez, Pablo (95-00)
Martz, Randy (84)
Mateo, Jose (98)
Mateo, Jose (95)
Mateo, Victor (15-16)
Mather, Joe (11)
Mathews, Eddie (89)
Matos, Pascual (99-00)
Mathews, Kevin (17)
Matula, Rick (78, 81)
Matzek, Tyler (19)
Maxie, Larry (66-71)
May, Darrell (95)
Maya, Yunesky (14)
Mazzaro, Vin (15)

McBride, Macay (04-07)
McCann, Brian (09-11, 13)
McCarthy, Bill (04-07, 13)
McCarthy, Brandon (18)
McCarthy, Tom (91-92)
McClendon, Matt (01)
McConnell, Sam (03-05)
McCreery, Adam (18)
McCurry, Cole (12-13)
McDonald, Donzell (03)
McDonald, Jerry (80)
McGill, Shawn (11-12)
McGlinchy, Kevin (00)
McGraw, Hank (71)
McKean, Pat (73)
McKenry, Michael (16)
McKeon, Joel (89)
McKirahan, Andrew (15)
McLaughlin, Bo (80)
McLaughlin, Joey (76-79)
McLouth, Nate (10-11)
McMichael, Greg (92)
McMurtry, Craig (82, 85)
McNabb, Buck (99)
McQueen, Mike (70-74)
McWilliams, Larry (78, 81)
Mears, Chris (05)
Medlen, Kris (09, 12, 17)
Mejia, Ernesto (12-14)
Melson, Gary (80)
Mendez, Carlos (05-07)
Mercado, Orlando (10)
Mercker, Kent (89-90)
Metzger, Butch (80)
Meyer, Dan (04)
Millan, Felix (66-67)
Miller, Corky (07-08)
Miller, David (88)
Miller, Ed (78-80)
Miller, Mike (81)
Millwood, Kevin (97)
Miner, Zach (05)
Minor, Mike (10-11, 14)
Minter, A.J. (17, 19)
Minutelli, Gino (95)
Miranda, Art (74)
Mitchell, Derrick (14)
Mitchell, Keith (91-93)
Mix, Greg (98)
Mizerock, John (87-90)
Molina, Gabe (00)
Moore, Alvin "Junior" (74-76)
Moore, Bobby (92-96)
Moore, Curtis (71)
Moore, Donnie (82-83)
Moore, Mike (00)
Moore, Trey (01)
Moore, Tyler (16)
Moorhead, Bob (66)
Morales, Jonathan (18-19)
Moran, Al (66)
Moran, Brian (16)
Mordecai, Mike (92-94, 96-97)
Moreno, Carlos (68)
Morigiello, Dan (79-80, 85)
Morris, Akeel (17)
Morris, Rick (90)
Mortimer, Mark (00)
Morton, Charlie (08-09)
Moss, Damian (00-01, 06, 08)
Motley, Darryl (87)
Motte, Jason (17)
Moylan, Peter (06-07, 11-12, 15, 18)
Mullen, Scott (06)
Munoz, Jose (95)
Murphy, Dale (76-77)
Murphy, Donnie (14)
Murphy, John Ryan (19)
Murphy, Marlan (70-72, 75)
Murray, Matt (95-96)
Murrell, Ivan (75)
Mustelier, Ronnier (16)

N

Navarro, Julio (67-71)
Neibauer, Gary (67-71, 73-74)
Nelson, Brad (07-08)
Nelson, Brian (70-77)
Nelson, Bubba (03)
Nelson, Dan (10-11)
Nelson, Jerome (01)
Nelson, Joe (99, 01)
Nelson, Mel (70)
Newcomb, Sean (17, 19)
Newsom, Gary (87)

Newsom, Mike (71, 74)
Nezelek, Andy (89-90, 92)
Nichols, Rod (95-96)
Nicholson, Dave (67-68)
Nied, David (92)
Niekro, Joe (74)
Niekro, Phil (66)
Nieves, Melvin (93)
Nieves, Wil (11, 15)
Nilsson, Dave (04)
Nix, Michael (08)
Nixon, Ken (66)
Noessel, Conrad (68-69)
Nolan, Joe (75-76)
Nordhagen, Wayne (73-75)
Norris, Dax (01-02, 06)
North, Roy (83)
Northcraft, Aaron (14)
Norton, Greg (09)
Nunez, Franklin (06)
Nunez, Luis (13)
Nunez, Vladimir (08-10)

O

O'Brien, Dan (80)
O'Connor, Brian (05-06)
O'Connor, Kevin (95)
O'Day, Darren (19)
O'Flaherty, Eric (10, 16-17)
O'Keefe, Mike (05)
O'Neal, Randy (87)
O'Reiley, Don (72-73)
Obermueller, Wes (06)
Obispo, Wirfin (13-14)
Obregon, Frank (69-70, 73)
Odom, Joe (17)
Odum, John (76)
Office, Rowland (73)
Okazaki, Yuta (18)
Oliva, Jose (93-94)
Olivera, Hector (15-16)
Olivo, Federico (66)
Olmos, Jose (94-95, 98)
Olson, Greg (90)
Olson, Gregg (94)
Olwine, Ed (86-88, 90)
Orr, Pete (04, 07)
Ortega, Rafael (19)
Ortega, Jose (10)
Orton, John (94-95)
Osborn, Dan (76-77)
Osting, Jimmy (00)
Overbay, Lyle (12)
Owen, Larry (78-79, 82, 84-86)

P

Pache, Cristian (19)
Pacheco, Delvis (00-01)
Pacheco, Ed (67-68)
Pacheco, Jordan (16)
Pacho, Juan (88)
Paciorek, Tom (76)
Page, Mike (67-69)
Pagnozzi, Matt (13)
Paiml, Greg (12)
Panther, Jim (73)
Pardo, Al (87)
Paronto, Chad (05-07)
Parr, James (08-10)
Parraz, Jordan (12-13)
Parrett, Jeff (91)
Parsons, Wes (17-19)
Pastomicky, Tyler (11-14)
Patterson, Scott (82)
Payne, Mike (84-85)
Pecorilli, Aldo (95-96)
Pegues, Steve (96)
Pena, Brayon (05-07)
Pena, Tony (05-06)
Pendergrass, Tyrone (00)
Peraza, Jose (15)
Perez, Antonio (09)
Perez, Eddie (94)
Perez, Eury (15)
Perez, Juan (09)
Perez, Odalis (98, 01)
Perez, Pascual (82)
Perez, Williams (15-16)
Perez, Yorkis (91)
Perry, Chan (01)
Perry, Gerald (82-83, 86)
Perry, Jason (08)
Petersk, Jeff (91)
Petersen, Chris (00, 02)
Peterson, David (15-18)
Peterson, Dustin (17-18)

Peterson, Jace (16-17)
Pettaway, Ike (82)
Pfeifer, Philip (17-19)
Phillips, Evan (17-18)
Phillips, Jason (08)
Phelps, Travis (03)
Phoebe, Tom (73)
Pie, Felix (12)
Pierce, Jack (73)
Pineda, Izzy (04)
Pisciotta, Marc (99)
Plumb, David (89)
Pocoroba, Biff (72)
Polley, Dale (90-93, 95)
Pope, Van (09)
Porter, Bo (02-03)
Porter, Bob (81-83)
Porter, J.W. (66)
Portuondo, Carlos (16)
Pozio, Mike (05)
Potts, Michael (94-95)
Poveda, Omar (13)
Powell, Grover (69)
Prado, Martin (06-07, 10-11)
Pratt, Andy (02-03)
Pratt, Scott (05)
Pride, Curtis (98)
Proctor, Scott (10-11)
Pugh, Tim (00)
Puleo, Charlie (85-86, 89)
Pulliam, Harvey (00)
Purdy, Shawn (98)
Pyzik, Steve (05)

Q

Quevedo, Ruben (99)

R

Rabb, John (85-87)
Rakow, Ed (67-68)
Ramirez, Horacio (04, 06)
Ramirez, Jose (16, 18)
Ramirez, Rafael (80)
Ramirez, Wilkin (10-11)
Ramos, Pedro (71)
Rasmus, Cory (13)
Ratliff, Jon (98-99)
Ravin, Josh (18)
Ray, Ken (05)
Recker, Anthony (16-17)
Redman, Mark (07)
Redmond, Todd (09-12)
Reed, Darren (95)
Reed, Michael (18)
Reed, Ron (66-67)
Reid, Roger (68)
Reiter, Gary (83-85)
Resop, Chris (08, 10)
Reyes, Carlos (93)
Reyes, Elmer (14-15)
Reyes, Jo-Jo (07-10)
Reyes, Jorge (14-15)
Reynolds, Danny (17)
Reynolds, Mike (78-80, 82, 84)
Reynoso, Armando (90-92)
Reynoso, Ryne (09-10)
Rice, Jason (12)
Richards, Rusty (89-91)
Richardson, Dustin (11)
Richardson, Antao (10-11)
Ridgeway, Jeff (08)
Riley, Austin (18-19)
Ring, Royce (07-08)
Rios, Carlos (83, 85, 87-89)
Ritchie, Jay (66, 69-70)
Rivera, German (89)
Rivera, Luis (00)
Roa, Hector (95)
Robbins, Jake (01-02)
Roberts, Dale (68)
Roberts, Lonell (99)
Robertson, Andre (86)
Robertson, Mike (01)
Robertson, Rich (72)
Robinson, Bill (66)
Robinson, Craig (76)
Robinson, Kerry (05)
Robinson, Napoleon (92-93)
Roby, Ellis (88)
Rocker, John (98, 00)
Rockett, Pat (76, 78-79)
Rodarte, Raul (96-97)
Rodriguez, Bol (91-93)
Rodriguez, Daniel (12-14)
Rodriguez, Ricardo (06)
Rodriguez, Sean (17)

Roe, Chaz (17)
Rogers, Bryan (97)
Rogers, Chad (17)
Rogers, Kevin (97)
Rojas Jr., Mel (16-17)
Romano, Mike (03-04)
Romero, Alex (10)
Roney, Bradley (16)
Roof, Gene (85)
Rosario, Jr., Michael (05)
Rosario, Michael (68-69)
Rosario, Victor (91)
Rose, Guy (71-72)
Ross, Jason (01)
Ross, Mark (91)
Ross, Sean (92)
Rossy, Rico (90-91)
Rouwenhorst, Jonathon (08)
Rowen, Ben (19)
Roza, Mike (07-08)
Ruiz, Chico (73-74, 76-84)
Ruiz, Rio (16-18)
Rumfield, Toby (99-00)
Runge, Paul (81-84, 86-87)
Russell, Adam (12)
Russell, Andrew (12-14)
Ryal, Curtis (12)
Ryan, Michael (06)

S

Sadowski, Ed (66)
Safelight, Harry (80-81)
Saipie, Mike (02)
Saito, Takashi (10)
Salas, Fernando (18)
Salazar, Alejandro (18)
Salcedo, Edward (14)
Sammons, Clint (08-10)
Samuel, Amado (66)
Sanchez, Anibal (18)
Sanders, Deion (91)
Sanders, Reggie (75-76)
Santana, Danny (17-18)
Santana, Ervin (14)
Santiago, Andres (17-19)
Santiago, Roberto (73)
Santorini, Al (67)
Sauger, Rich (67-68, 70)
Sborz, Jay (11)
Scalamandre, Rich (06-07)
Schaffer, Jordan (09-11, 13)
Schall, Gene (98-99)
Schell, Jason (06)
Schlehuber, Braeden (15-17)
Schlosser, Gus (14)
Schmidt, Jason (95-96)
Schmitt, Eric (06)
Schneider, Danny (66)
Schradler, Jacob (15)
Schreiber, Zach (07-08)
Schueler, Ron (68, 71)
Schuerhorst, Jonathan (05-07)
Schuler, Dave (85, 87)
Schutz, Carl (96-97)
Schwall, Don (67)
Schwarz, Jeff (96)
Scivique, Kade (17-18)
Scott, Gary (95)
Seanez, Rudy (98)
Seebach, Ryan (94, 99-01)
Serrano, Ray (07-08)
Severino, Alahualpa (14)
Shaddy, Chris (69)
Sharperson, Mike (95)
Shell, Steven (11)
Shibilo, Andrew (08)
Shields, Mike (80)
Shields, Steve (84-86)
Shreve, Chasen (14)
Shumpert, Nick (18)
Simmons, Shae (14, 16)
Simon, Randall (97-99)
Sims, Lucas (16-18)
Simunic, Andy (14)
Sinatro, Matt (81-83, 85-86)
Sisco, Steve (99-00)
Sisk, Doug (91)
Skok, Craig (78-80)
Slusarski, Joe (01)
Small, Aaron (01-02)
Small, Hank (77-78)
Smith, Alex (88-89)
Smith, Chuck (03-04)
Smith, Dan (00)
Smith, Dan (07)
Smith, Greg (15)
Smith, Keith (92)
Smith, Ken (80-85)

Smith, Lonnie (88)
Smith, Mallex (15-16)
Smith, Mike (82)
Smith, Pete (91-92)
Smith, Robert (96-97)
Smith, Travis (04, 06)
Smith, Tyler (18)
Smith, Zane (84)
Smoltz, John (87-88)
Smothers, Stewart (00, 02)
Snead, Esik (05)
Snitker, Brian (78)
Snyder, Brandon (16)
Snyder, Brian (90)
Sobkowiak, Scott (02)
Sobotka, Chad (18-19)
Socolovich, Miguel (18)
Soderholm, Dale (75)
Solomon, Eddie (77)
Soria, Zack (19)
Soroka, Mike (18-19)
Sosa, Miguel (83-85)
Southworth, Billy (66)
Speck, Cliff (86-87)
Speed, Horace (80)
Spehr, Tim (97)
Speier, Justin (99)
Spiezo, Scott (08)
Spooneybarger, Tim (01-02)
Springer, Russ (99)
St. Claire, Randy (91-93)
Stanton, Mike (90)
Startup, Will (06-07)
Steph, Rod (96)
Stephenson, Earl (75)
Stern, Adam (04)
Stevens, Dave (00-01)
Stevens, Jake (07)
Stewart, Chris (18)
Stewart, John (68-69)
Stewart, Zach (14)
Stockman, Phil (06-08)
Stone, George (67-68)
Strange, Don (93-94)
Stringfellow, Ben (87-88)
Strong, Jamal (06)
Strucher, Mark (86-87)
Stull, Everett (99)
Sturtz, Tanyon (07)
Sutton, Fred (12)
Swaggerty, Ben (11-12)
Swann, Pedro (95-96, 00-01)
Swanson, Darnsy (17)
Swisher, Steve (83)
Sylvester, Billy (01-03)
Szekely, Joe (91-92)

T

Takeoka, Kazuhiro (02-03)
Tarasco, Tony (93)
Taveras, Willy (10)
Taylor, Bill (90, 92-93)
Taylor, Dwight (90)
Taylor, Reggie (08)
Tebbs, Nate (01)
Tejano, Julio (11-12, 16)
Teher, Fausto (97-98)
Telford, Anthony (94)
Tepedino, Frank (75)
Terdoslavich, Joey (12-15)
Terveen, Bryce (04)
Texeira, Kanekoa (14-16)
Thayer, Dale (16)
Theiss, Duane (78-79)
Thielbar, Caleb (19)
Thobe, Tom (95-97)
Thomas, Andres (85)
Thomas, Charles (04)
Thomas, Ian (14-15)
Thomas, Royal (95)
Thompson, Bobby (77)
Thompson, Milt (82-83)
Thompson, Tommy (85)
Thompson, Jacob (11)
Thomson, John (05)
Thorman, Scott (05-06, 08)
Thornton, Andre (72-73)
Thurston, Joe (10)
Tiant, Luis (71)
Tiburcio, Freddie (85-86)
Tiffie, Terry (12)
Timmons, Ozzie (02)
Timmons, Wes (05-10)
Tingley, Ron (86)
Tomberlin, Andy (90-92, 98)
Tompkins, Ron (69-70)
Toney, Bob (69)
Torrealba, Pablo (68, 73-75)
Torrealba, Steve (02)

Toth, David (95, 97)
Toussaint, Touki (18-19)
Treadway, Andre (85-86)
Trejo, Jaime (06)
Tubbs, Greg (88-90)
Tucker, Glenn (05)
Tucker, Preston (18)
Tucker, Scooter (95)
Tuiasosopo, Matt (16-17)
Tumpane, Bob (85-87)
Turner, Matt (90-91)
Turzilli, Bob (67, 69-70)
Twardoski, Mike (95)
Twitty, Jeff (82)
Tyler, Brad (97, 99)
Tyner, Jason (04)

U

Uggle, Dan (13)
Umbach, Arnie (66)
Unroe, Riley (19)
Unroe, Tim (00, 02)
Upshaw, Cecil (66-67)
Upshaw, Lee (90)

V

Valdes, Marc (01)

Valdespino, Sandy (68)
Valenzuela, Luis (17)
Valle, Dave (97)
VanHekken, Andy (05)
Vargas, Leo (82-85)
Varney, Pete (76-77)
Varvaro, Anthony (11-12)
Vasquez, Jorge (05)
Vasquez, Kelvin (18)
Vasquez, Luis (14)
Vaughan, Charlie (67-68, 70)
Veal, Donnie (15)
Velandia, Jorge (04)
Velazquez, Fred (71-72, 76)
Velazquez, Juan (04)
Venter, Jonny (09, 12, 19)
Veres, Randy (91)
Villanueva, Hector (95)
Villegas, Ismael (99-01)
Vizcaino, Aroldys
(11, 15, 17-18)

W

Waddell, Tom (83)
Wade, Terrell (94-95)
Waggoner, Aubrey (92)
Wagner, Paul (98)
Walden, Jordan (13-14)
Walk, Bob (81, 83)

Walker, Adam Brett (17)
Walker, Jeremy (18-19)
Walseth, Mike (72)
Walton, Jerome (96)
Wang, Chien-Ming (15)
Ward, Duane (85-86)
Ward, Jeremy (05)
Warner, Mike (95-96, 98)
Waters, Drew (19)
Watkins, Darren (91)
Watts, Ed (74)
Weaver, Roger (82)
Webb, Jacob (18-19)
Weber, Ryan (15-16)
Weigel, Patrick (17, 19)
Wendell, Turk (91)
Wengert, Don (99-00)
Werner, Don (76)
Wessinger, Jim (78-80)
West, Matt (85-87)
Wetherby, Jeff (88-89)
Whalen, Rob (16)
Whitley, Gabe (98-99)
Wheeler, Dan (02)
Whisenton, Larry
(76-81, 83-85)
White, Alex (15)
White, Ron (68)
Whited, Ed (89-90)
Whiteside, Matt (01, 04)
Whitley, Chase (18)
Willard, Jerry (91, 93)

Williams, Earl (70)
Williams, Eddie (92)
Williams, Juan (95-96)
Williamson, Scott (08)
Willoughby, Justin (99)
Wilson, Bryse (18-19)
Wilson, Glenn (91)
Wilson, Jack (12)
Wilson, Josh (12)
Wilson, Travis (01-03)
Wimberly, Corey (13)
Wine, Rob (88-89)
Winkelsas, Joe (00, 02, 07)
Winkler, Dan (17, 19)
Wise, Dewayne (04)
Wisler, Matt (15-18)
Withrow, Chris (16)
Wohlers, Mark (91-93, 98)
Wood, Alex (13-14)
Woodall, Brad (93-97)
Woods, Ken (01)
Woodson, Dick (75)
Woodson, Tracy (91)
Wooten, Rob (16)
Wright, Kyle (18-19)
Wright, Matt (06)

Y

Yankosky, L.J. (02)
Yates, Tyler (06)
Yeppez, Jose (12-15)
Ynoa, Huascar (19)
Yoder, Kris (78)
Yost, Ned (86-87)
Young, Bobby (71-72)
Young Jr., Eric (15)
Young, Matt (09-11)
Younginer, Madison (16)

Z

Zabala, Tino (71)
Zapp, A.J. (02)
Zawadzki, Lance (12)
Ziem, Steve (86-90)
Zuvela, Paul (82-86)

X

None

RICHMOND & GWINNETT MANAGERS RANKED BY GAMES

RANK	MANAGER	YEAR(S)	GAMES	RECORD	PCT	PLAYOFFS	TITLES
1.	Dave Brundage	2007-12	856	433-423	.506	2 (2007, 2009)	1 (2007)
2.	Eddie Haas	1968, 1981-84	659	351-308	.533	3 (1981, 1982, 1983)	0
3.	Brian Snitker	2006, 2014-16	468	218-250	.466	0	0
4.	Jim Beauchamp	1988-90	432	218-214	.505	1 (1989)	1 (1989)
5.	Pat Kelly	2003-05	428	199-229	.465	1 (2004)	0
6.	Grady Little	1993-95	424	235-189	.554	3 (1993, 1994, 1995)	1 (1994)
7.	Damon Berryhill	2017-19	420	221-199	.527	1 (2019)	0
8.	Roy Majtyka	1985-87	419	211-208	.504	1 (1986)	1 (1986)
9.	Randy Ingle	1999-2000	285	115-170	.404	0	0
10.	Clint Courtney	1973-75	284	139-145	.489	1 (1974)	0
T-11.	Bill Dancy	1996-97	283	132-151	.466	0	0
T-11.	Clyde King	1971-72	283	134-149	.473	0	0
T-13.	Tommie Aaron	1977-78	279	142-137	.509	2 (1977, 1978)	1 (1978)
T-13.	Mickey Vernon	1969-70	279	129-150	.448	0	0
15.	Bill Adair	1966	147	75-72	.510	1 (1966)	0
T-16.	Chris Chambliss	1992	144	73-71	.507	1 (1992)	0
T-16.	Jeff Cox	1998	144	64-80	.444	0	0
T-16.	Phil Niekro	1991	144	65-79	.451	0	0
T-16.	Randy Ready	2013	144	60-84	.417	0	0
T-16.	Carlos Tosca	2001	144	68-76	.472	0	0
21.	Fredi Gonzalez	2002	142	75-67	.528	0	0
22.	Luman Harris	1967	141	81-60	.574	1 (1967)	0
T-23.	Tom Burgess	1979	140	76-64	.543	1 (1979)	0
T-23.	Fred Hatfield	1980	140	69-71	.493	1 (1980)	0
T-23.	Jack McKeon	1976	140	69-71	.493	1 (1976)	0
26.	John Moses	2016	81	36-45	.444	1 (2016)	0
27.	Bob Lemon	1975	78	33-45	.423	0	0
28.	Bobby Hofman	1973	61	18-43	.295	0	0
29.	Bobby Dews	1984	43	19-24	.442	0	0
30.	Rick Albert	2016	23	10-13	.435	0	0

BOLD=National Baseball Hall of Famer

RICHMOND & GWINNETT COACHES

Albert, Rick (1987, 2003-06)
Alvarez, Mike (2000, 2005, 2016)
Berg, Rick (1990-91)
Botelho, Derek (2006, 2009-10)
Boyer, Clete (1979)
Contreras, Nardi (1987)
Cornelius, Reid (2017-18)
Dal Canton, Bruce (1984-86, 1990-93)
Diaz, Einar (2019)
Dismuke, Jaime (2009-13)
Fischer, Bill (1994-00)
Garr, Ralph (1985-87)
Goodman, Billy (1974)
Grubb, John (1988-91)

Hansen, Guy (2001-04, 2007)
Hubbard, Glenn (1993, 1995-96)
Ingram, Garey (2014)
Jackson, Sonny (1989-92)
Jones, Clarence (1988)
Kimm, Bruce (1994)
Magallanes, Bobby (2019)
Maroth, Mike (2019)
Mazzone, Leo (1988-90)
Meleski, Mark (2001-02)
Moses, John (2015-18)
Mota, Jose (2014, 2016-18)
Nicholson, Billy (2010-17)
Olwine, Ed (1990)

Reed, Marty (2011-16)
Roberts, Leon (2007)
Roberts, Mel (1999-2000)
Robinson, Craig (1981-84)
Sain, John (1976, 1978-84)
Snyder, Jim (1993)
Szekely, Joe (1992)
Trucks, Virgil (1970)
Turley, Bob (1966)
Venable, Max (1997-98)
Westrom, Wes (1977)
Wilson, Tack (1994)

RICHMOND & GWINNETT TEAM AWARDS

MOST VALUABLE PLAYER AWARD

YEAR	PLAYER
1977	Dale Murphy / Mickey Mahler
1978	Hank Small
1979	Jerry Keller
1980	Terry Harper
1981	Brett Butler
1982	Gerald Perry
1983	Brad Komminsk
1984	Paul Zuvela
1985	Doc Estes
1986	Gerald Perry
1987	Mike Fischlin
1988	Dave Griffin
1989	Greg Tubbs
1990	Geronimo Berroa
1991	Tracy Woodson
1992	Jeff Manto
1993	Chipper Jones
1994	Luis Lopez
1995	Jose Munoz
1996	Tony Graffanino
1997	Randall Simon
1998	Wes Helms
1999	Steve Sisco
2000	Wes Helms
2001	Howard Battle
2002	Mike Hessman
2003	Johnny Estrada
2004	Ryan Langerhans
2005	Andy Marte
2006	Scott Thorman
2007	Doug Clark
2008	Josh Anderson
2009	Wes Timmons
2010	Freddie Freeman
2011	Stefan Gartrell
2012	Ernesto Mejia
2013	Joey Terdoslavich
2014	Phil Gosselin
2015	Cedric Hunter
2016	Emilio Bonifacio
2017	Ozzie Albies / Sean Kazmar Jr.
2018	Rio Ruiz
2019	Adam Duvall

MOST COMPETITIVE PLAYER AWARD

YEAR	PLAYER
1977	Rob Belloir
1978	Glenn Hubbard / Mike Macha
1979	Larry Owen
1980	Harry Saferight
1981	Randy Johnson
1982	Larry Owen
1983	Steve Swisher
1984	Ken Smith
1985	Dan Morogielo
1986	Paul Runge
1987	Mike Fischlin
1988	Jeff Wetherby
1989	Mark Lemke
1990	Andy Tomberlin
1991	Rico Rossy
1992	Bobby Moore
1993	Mike Mordecai
1994	Eddie Perez
1995	Ed Giovanola
1996	Raul Rodarte
1997	Marty Malloy
1998	Marty Malloy
1999	Marty Malloy
2000	Pedro Swann
2001	Mike Robertson
2002	Ozzie Timmons / Bo Porter
2003	Stubby Clapp
2004	Pete Orr
2005	Scott Pratt
2006	Cesar Crespo
2007	Wes Timmons
2008	Barbaro Canizares
2009	Barbaro Canizares
2010	Wes Timmons
2011	Mauro Gomez
2012	Jose Constanza
2013	Todd Cunningham
2014	Sean Kazmar Jr.
2015	Sean Kazmar Jr.
2016	Sean Kazmar Jr.
2017	Rio Ruiz
2018	Dustin Peterson
2019	Rafael Ortega

COMMUNITY SERVICE AWARD

YEAR	PLAYER
1977	Chico Ruiz
1978	Chico Ruiz
1979	Chico Ruiz
1980	Craig Skok
1981	Mike Miller
1982	Larry Owen
1983	Gerald Perry / Bob Porter
1984	Larry Bradford
1985	Larry Owen
1986	Marty Clary / Doc Estes
1987	Marty Clary
1988	Carlos Rios
1989	Carlos Rios
1990	Rusty Richards
1991	Tracy Woodson
1992	Greg McMichael
1993	Tony Tarasco
1994	Mike Mordecai
1995	Tom Thobe
1996	Lou Benbow
1997	Tom Thobe
1998	Marcus Hanel
1999	Antone Brooks / Toby Rumfield
2000	Wes Helms
2001	Chan Perry
2002	Ozzie Timmons
2003	Stubby Clapp
2004	Buddy Hernandez
2005	John Barnes
2006	Will Startup
2007	Ryan Basner
2008	Matt DeSalvo
2009	Van Pope
2010	Cory Gearrin
2011	Jaye Chapman
2012	None
2013	Ryan Buchter
2014	Todd Cunningham
2015	Kanekoa Texeira
2016	Kanekoa Texeira
2017	Matt Tuiasosopo
2018	Chris Stewart
2019	Thomas Burrows

MOST OUTSTANDING PITCHER AWARD

YEAR	PLAYER
1987	Marty Clary
1988	John Smoltz
1989	Gary Eave
1990	Paul Marak
1991	Armando Reynoso
1992	David Nied
1993	Mike Birkbeck
1994	Brad Woodall
1995	Matt Murray
1996	Rod Nichols
1997	Scott Brow
1998	Jon Ratliff
1999	David Cortes
2000	Damian Moss / Chris Seelbach
2001	Trey Moore
2002	Trey Hodges
2003	Joe Dawley
2004	Matt Whiteside
2005	Kyle Davies
2006	Manny Acosta
2007	Buddy Hernandez / Jeff Bennett
2008	Jonathon Rouwenhorst
2009	Vladimir Nunez
2010	Stephen Marek / Craig Kimbrel
2011	Julio Teheran
2012	Cory Gearrin
2013	Omar Poveda
2014	Cody Martin
2015	Greg Smith
2016	Tyrell Jenkins
2017	Andrew Albers
2018	Kolby Allard
2019	Bryse Wilson

MOST OUTSTANDING RELIEF PITCHER AWARD

YEAR	PLAYER
2014	Juan Jaime
2015	David Carpenter
2016	Rob Wooten
2017	Rhiner Cruz
2018	Jacob Webb
2019	Ben Rowen

FAN FAVORITE PLAYER AWARD

YEAR	PLAYER
2000	Mike Hubbard
2001	Pedro Swann
2002	Mike Hessman
2003	Jamie Emiliano
2004	Pete Orr / Charles Thomas
2005	Andy Marte
2006	Will Startup
2007	Gregor Blanco
2008	Wes Timmons
2009	Brooks Conrad
2010	Barbaro Canizares / Matt Young
2011	Matt Young
2012	Stefan Gartrell
2013	Jose Constanza
2014	Joey Terdoslavich
2015	Barrett Kleinknecht
2016	Rio Ruiz
2017	Xavier Avery
2018	Sean Kazmar Jr.
2019	Sean Kazmar Jr.

RICHMOND & GWINNETT LEAGUE & MILB AWARDS

FRONT OFFICE AWARDS	PLAYER & COACH AWARDS
International League Executive of the Year Hillman Lyons (1966, 1967) Roger Bortoff (1974) Richard Andersen (1981, 1985) Bruce Baldwin (1989)	International League Most Valuable Player Tommie Aaron (1967) Brett Butler (1981)
Minor League Executive of the Year Hillman Lyons (1967)	International League Most Valuable Pitcher Craig McMurtry (1982) Brad Woodall (1994) Julio Teheran (2011)
Larry MacPhail Promotional Trophy Richard Andersen (1985) Bruce Baldwin (1990)	Triple-A All-Star Game IL MVP Mark Lemke (1989) Dale Polley (1990, Most Valuable Pitcher) Ryan Klesko (1993) Luis Lopez (1994) Doug Linton (2002) Johnny Estrada (2003)
Bob Freitas Award (Outstanding Long-Term Operation) Richmond Braves (1993)	International League Rookie of the Year Dale Murphy (1977) Glenn Hubbard (1978) Brook Jacoby (1982) Brad Komminsk (1983) Chipper Jones (1993) Freddie Freeman (2010) Julio Teheran (2011) Ernesto Mejia (2012)
John H. Johnson President's Trophy (Outstanding Minor League Operation) Richmond Braves (1997)	International League Manager of the Year Eddie Haas (1981, 1982) Grady Little (1994) Damon Berryhill (2019)
Baseball America Triple-A Team of the Year Richmond Braves (2004)	
International League Sports Turf Manager of the Year Barney Lopas (1992) Chris Ball (2013)	
STMA Triple-A Sports Turf Manager of the Year Chris Ball (2013)	

LEAGUE PLAYERS OF THE WEEK (GWINNETT HISTORY)

2009: RHP Charlie Morton (4/12/09) 1B Wes Timmons (6/7/09)	2015: RHP Matt Wisler (5/11/15) RHP Matt Wisler (6/1/15)
2010: RHP Chris Resop (5/16/10) OF Matt Young (6/17/10) RHP Todd Redmond (7/4/10) DH Barbaro Canizares (8/15/10) OF Matt Young (8/22/10) RHP Todd Redmond (8/29/10)	2016: RHP Aaron Blair (4/25/16) RHP Williams Perez (5/9/16)
2011: LHP Mike Minor (4/25/11) RHP Julio Teheran (5/2/11) RHP Todd Redmond (5/23/11) LHP Mike Minor (6/6/11) OF Jose Constanza (6/13/11) RHP Julio Teheran (6/27/11) 1B Mauro Gomez (8/29/11)	2017: OF Lane Adams (4/17/17) RHP Lucas Sims (4/24/17) LHP Andrew Albers (7/17/17) OF Ronald Acuna Jr. (8/21/17) RHP Manny Barreda (9/5/17)
2012: OF Stefan Gartrell (5/6/12) 1B Ernesto Mejia (5/20/12) RHP Todd Redmond (5/20/12)	2018: OF Dustin Peterson (4/30/18) OF Danny Santana (5/28/18) RHP Lucas Sims (7/9/18) RHP Bryse Wilson (8/20/18) RHP Touki Toussaint (8/27/18)
2013: RHP Tim Corcoran (5/28/13) LHP Yohan Flande (8/6/13)	2019: RHP Mike Soroka (4/8/19) INF Andres Blanco (4/15/19) OF Austin Riley (5/13/19) INF Jack Lopez (6/24/19) OF Adam Duvall (9/3/19)
2014: 1B Ernesto Mejia (4/7/14) OF Joey Terdoslavich (4/28/14) INF Phil Gosselin (7/14/14) 1B Joey Terdoslavich (8/25/14) RHP Zach Stewart (9/2/14)	

RICHMOND & GWINNETT ALL-STARS

TRIPLE-A MIDSEASON ALL-STARS

1988: Joe Boever-P	2010: Barbaro Canizares-DH
1989: Tommy Greene-P	Mike Dunn-P
Mark Lemke-2B	Wes Timmons-3B
Kent Mercker-P	2011: Jose Constanza-OF
Jim Beauchamp-COACH	Stefan Gartrell-OF
1990: Dale Polley-P	Mauro Gomez-1B
1991: Yorkis Perez-P	Julio Teheran-P
Armando Reynoso-P	2012: Cory Gearrin-P
1992: David Nied-P	Ernesto Mejia-1B
Boi Rodriguez-INF	2013: Ernesto Mejia-1B
Pete Smith-P	Joey Teroslavich-OF
Chris Chambliss-MGR	2014: Phil Gosselin-3B
1993: Ryan Klesko-1B	Juan Jaime-P
Chipper Jones-SS	2015: Manny Banuelos-P
Javy Lopez-C	Carlos Fisher-P
Bill Taylor-P	2016: Ronnier Mustellier-OF
1994: Terry Clark-P	Ozzie Albies-2B
Luis Lopez-DH	Lucas Sims-P
Brad Woodall-P	2017: Ozzie Albies-2B
1995: Matt Murray-P	Carlos Franco-1B
Eddie Perez-C	Evan Phillips-P
Dale Polley-P	2019: Travis Demeritte-OF
1996: Brad Woodall-P	Ben Rowen-P
1997: Randall Simon-INF	
1998: Fausto Tejedo-C	
1999: Micah Bowie-P	
Bruce Chen-P	
David Cortes-P	
2000: Damian Moss-P	
2001: Trey Moore-P	
Dax Norris-C	
2002: Doug Linton-P	
Trey Hodges-P	
2003: Johnny Estrada-C	
Jesse Garcia-INF	
Andy Pratt-P	
2004: Matt Whiteside-P	
Charles Thomas-OF	
2005: Brayan Pena-C	
2006: Carlos Mendez-1B	
2007: Manny Acosta-P	
2008: Barbaro Canizares-1B	
2009: Barbaro Canizares-DH	
Jairo Asencio-P	
Wes Timmons-1B	
Brooks Conrad-2B	

LEAGUE POSTSEASON ALL-STARS

1966: Bill Robinson-OF	1995: Rod Nichols-RP
1967: Jim Beauchamp-1B	1997: Randall Simon-UTL
Felix Millan-2B	2003: Johnny Estrada-C
Tommie Aaron-OF	2004: Pete Orr-2B
Ron Reed-P	Matt Whiteside-P
1968: Gil Garrido-SS	2007: Martin Prado-2B
1969: Ralph Garr-OF	2009: Barbaro Canizares-DH
1970: Ralph Garr-OF	Jairo Asencio-RP
1974: Bob Beall-1B	2010: Freddie Freeman-1B
1977: Dale Murphy-C	Barbaro Canizares-DH
Mickey Mahler-P	2011: Stefan Gartrell-OF
1978: Hank Small-1B	Julio Teheran-SP
Glenn Hubbard-2B	2012: Ernesto Mejia-1B
1979: Tommy Boggs-P	2013: Joey Teroslavich-OF
1981: Brett Butler-OF	2014: Phil Gosselin-UTL
Eddie Haas-MGR	2017: Ozzie Albies-2B
1982: Craig McMurtry-P	2019: Adam Duvall-OF
Eddie Haas-MGR	Damon Berryhill-MGR
1983: Gerald Perry-1B	
Brook Jacoby-3B	
Brad Komminsk-OF	
1984: Paul Zuvella-1B	
Milt Thompson-OF	
1985: Larry Owen-C	
1986: Gerald Perry-OF	
1988: Dave Griffin-1B	
Lonnie Smith-DH	
1989: Mark Lemke-2B	
Greg Tubbs-OF	
Mark Eichhorn-P	
1993: Ryan Klesko-1B	
Chipper Jones-SS	
Javy Lopez-C	
Tony Tarasco-OF	
Bill Taylor-P	
1994: Luis Lopez-DH	
Brad Woodall-P	
Grady Little-MGR	

MLB FUTURES GAME SELECTIONS (GWN)

2009: Barbaro Canizares-1B (World)
2010: Mike Minor-LHP (USA)
2011: Julio Teheran-RHP (World)
2013: Joey Teroslavich-OF (USA)
2014: Christian Bethancourt-C (World)
2018: Touki Toussaint-RHP (World)

RICHMOND ALL-STAR GAME HOSTING HISTORY

July 3, 1967 at Parker Field (Richmond, VA)
South 4, North 3 (11 Innings); Attendance: 7,011

July 1, 1974 at Parker Field (Richmond, VA)
New York Mets 2, IL All-Stars 1; Attendance: 6,593

July 25, 1985 at The Diamond (Richmond, VA)
Game Cancelled due to rain

July 15, 1992 at The Diamond (Richmond, VA)
AL Affiliates 2, NL Affiliates 1; Attendance: 12,186

RICHMOND & GWINNETT PLAYERS IN TRIPLE CROWN CATEGORIES

LEAGUE BATTING CHAMPIONS

1969: Ralph Garr (.329)	2010: Barbaro Canizares (.341)
1970: Ralph Garr (.386)	2012: Jose Constanza (.314)
1997: Tommy Gregg (.332)	

LEAGUE ERA CHAMPIONS

1975: Pablo Torrealba (1.45)	1994: Brad Woodall (2.38)
1990: Paul Marak (2.49)	1995: Jason Schmidt (2.25)
1991: Armando Reynoso (2.61)	2019: Bryse Wilson (3.42)

LEAGUE HOME RUN CHAMPIONS

1967: Jim Beauchamp (25)	1978: Hank Small (25)
1968: Dave Nicholson (34)	1988: Dave Griffin (21)
1970: Hal Breeden (37)	

LEAGUE VICTORY LEADERS

1981: Ken Dayley (13)	1993: Mike Birkbeck (13)*
1982: Craig McMurtry (17)	1994: Brad Woodall (15)*
1983: Larry McWilliams (13)*	1995: Jimmy Williams (12)**
1986: Charlie Puleo (14)	2002: Trey Hodges (15)
1989: Gary Eave (13)*	2011: Julio Teheran (15)
1992: David Nied (14)	2019: Kyle Wright (11)

LEAGUE RBI CHAMPIONS

1968: Dave Nicholson (86)	2011: Stefan Gartrell (94)&
1977: Dale Murphy (90)	2012: Ernesto Mejia (92)
1978: Hank Small (101)	2013: Ernesto Mejia (83)
1979: Jerry Keller (75)*	
1997: Randall Simon (102)	

LEAGUE STRIKEOUT LEADERS

1979: Tommy Boggs (138)	1993: Mike Birkbeck (136)*
1981: Ken Dayley (162)	2002: Doug Linton (160)
1986: Charlie Puleo (124)*	2003: Andy Pratt (161)
1989: Kent Mercker (144)	2004: Chuck Smith (129)*
1992: David Nied (159)	

*Finished tied for IL lead

&Split season between Charlotte and Gwinnett

*Split season between Norfolk and Richmond

FRANCHISE HALL-OF-FAMERS

INTERNATIONAL LEAGUE

Atlanta Crackers

Joe Morgan (INF/OF) - Elected 2008
 Bobby Tiefenauer (P) - Elected 2008
 Harry "The Hat" Walker (MGR) - Elected 2009

Richmond Braves

Tommie Aaron (OF/MGR) - Elected 2008
 Ralph Garr (OF) - Elected 2008
 Jeff Manto (INF/OF) - Elected 2014
 Mike Hessman (INF/OF) - Elected 2018
 Bobby Cox (3B) - Elected 2019
 Chipper Jones (SS) - Elected 2020

MAJOR LEAGUE BASEBALL

Richmond Braves

Bob Lemon (MGR) - Elected 1975
 Phil Niekro (P/MGR) - Elected 1991
 Bobby Cox (3B) - Elected 2014
 Tony LaRussa (INF) - Elected 2014
 John Smoltz (P) - Elected 2015
 Chipper Jones (SS) - Elected 2018


Gwinnett Braves/Stripers

Tom Glavine (Richmond/Gwinnett P) - Elected 2014

RETIRED NUMBERS

23 - TOMMIE AARON

The only man in the International League since 1935 to earn Most Valuable Player honors and manage a Governors' Cup champion, Tommie Aaron played for the Richmond Braves for four seasons (1966-67, 1971-72) and managed the club for two seasons (1977-78). He hit .309 as the IL MVP in 1967, helping the Braves capture the IL pennant. Ten seasons later, he became the league's first African-American manager, and in just his second season at the helm, led Richmond to the Governors' Cup Championship in 1978. Aaron's number 23 was originally retired at "The Diamond" in Richmond in 1985, shortly after his passing in 1984.



42 - JACKIE ROBINSON

Retired by all of professional baseball in 1997, the number 42 worn by trailblazer and Baseball Hall-of-Famer Jackie Robinson was added to the Coolray Field outfield wall on April 15, 2012 to honor "Jackie Robinson Day."

Additionally, no Gwinnett players wear any of the 10 numbers retired by the Atlanta Braves:

3 - DALE MURPHY

6 - BOBBY COX

10 - CHIPPER JONES

21 - WARREN SPAHN

29 - JOHN SMOLTZ

31 - GREG MADDUX

35 - PHIL NIEKRO

41 - EDDIE MATHEWS

44 - HANK AARON

47 - TOM GLAVINE



Pictured: Baseball Hall of Famer Tom Glavine wore No. 47 while making two starts with Gwinnett in 2009.

FROM GWINNETT TO "THE SHOW"

The all-time list of players to make Major League debuts following their debuts with Gwinnett. This list does not include players who had previous Major League experience prior to playing for Gwinnett.

99 Players as of October 2020

2009 Debuts (6):

SS Diory Hernandez (5/21/09 with Atlanta)
P Kris Medlen (5/21/09 with Atlanta)
P Tommy Hanson (6/7/09 with Atlanta)
1B/DH Barbaro Canizares (6/11/09 with Atlanta)
P Jairo Asencio (7/12/09 with Atlanta)
OF Reid Gorecki (8/17/09 with Atlanta)

2010 Debuts (8):

OF Jason Heyward (4/5/10 with Atlanta)
P Jonny Venters (4/17/10 with Atlanta)
3B Brandon Hicks (5/5/10 with Atlanta)
P Craig Kimbrel (5/7/10 with Atlanta)
P Mike Minor (8/9/10 with Atlanta)
1B Freddie Freeman (9/1/10 with Atlanta)
P Brandon Beachy (9/20/10 with Atlanta)
C J.C. Boscan (10/1/10 with Atlanta)

2011 Debuts (8):

OF Matt Young (4/3/11 with Atlanta)
P Cory Gearrin (4/25/11 with Atlanta)
P Julio Teheran (5/7/11 with Atlanta)
P Scott Diamond (7/18/11 with Minnesota)
OF Jose Constanza (7/29/11 with Atlanta)
P Arodys Vizcaino (8/10/11 with Atlanta)
P Juan Abreu (8/29/11 with Houston)
OF Antoan Richardson (9/4/11 with Atlanta)

2012 Debuts (6):

SS Tyler Pastornicky (4/5/12 with Atlanta)
P J.J. Hoover (4/25/12 with Cincinnati)
1B Mauro Gomez (5/13/12 with Boston)
P Todd Redmond (8/18/12 with Cincinnati)
P Deunte Heath (9/1/12 with Chicago White Sox)
P Jaye Chapman (9/4/12 with Chicago Cubs)

2013 Debuts (6):

P Cory Rasmus (5/22/13 with Atlanta)
SS Ed Lucas (5/30/13 with Miami)
OF Joey Terdoslavich (7/4/13 with Atlanta)
OF Todd Cunningham (7/30/13 with Atlanta)
2B Phil Gosselin (8/16/13 with Atlanta)
P David Hale (9/13/13 with Atlanta)

2014 Debuts (5):

2B Tommy La Stella (5/28/14 with Atlanta)
P Ryan Buchter (6/20/14 with Atlanta)
P Juan Jaime (6/20/14 with Atlanta)
P Yohan Flande (6/25/14 with Colorado)
P Erik Cordier (9/3/14 with San Francisco)

2015 Debuts (16):

P Cody Martin (4/7/15 with Atlanta)
P Sean Gilmartin (4/10/15 with New York Mets)
P Sugar Ray Marimon (4/14/15 with Atlanta)
P John Cornely (4/29/15 with Atlanta)
P Williams Perez (5/8/15 with Atlanta)
3B Adonis Garcia (5/19/15 with Atlanta)
P Michael Broadway (6/13/15 with San Francisco)
SS Daniel Castro (6/17/15 with Atlanta)
P Matt Wisler (6/19/15 with Atlanta)
P Jake Brigham (6/30/15 with Atlanta)
P Ryan Kelly (6/30/15 with Atlanta)
P Manny Banuelos (7/2/15 with Atlanta)
P Matt Marksberry (7/31/15 with Atlanta)
2B Jose Peraza (8/10/15 with Los Angeles Dodgers)
3B Hector Olivera (9/1/15 with Atlanta)
P Ryan Weber (9/8/15 with Atlanta)

2016 Debuts (11):

OF Mallex Smith (4/11/16 with Atlanta)
P Hunter Cervenka (4/12/16 with Atlanta)
P Aaron Blair (4/24/16 with Atlanta)
P Tyrell Jenkins (6/22/16 with Atlanta)
P Joel De La Cruz (6/29/16 with Atlanta)
P James Hoyt (8/3/16 with Houston)
P Rob Whalen (8/3/16 with Atlanta)
P Madison Younginer (8/7/16 with Atlanta)
P Jason Hursh (8/13/16 with Atlanta)
P Jed Bradley (9/3/16 with Atlanta)
3B Rio Ruiz (9/18/16 with Atlanta)

2017 Debuts (7):

INF Johan Camargo (4/11/17 with Atlanta)
P Sean Newcomb (6/10/17 with Atlanta)
2B Ozzie Albies (8/1/17 with Atlanta)
P Lucas Sims (8/1/17 with Atlanta)
P A.J. Minter (8/23/17 with Atlanta)
C David Freitas (8/30/17 with Atlanta)
P Luiz Gohara (9/6/17 with Atlanta)

2018 Debuts (12):

P Jesse Biddle (4/21/18 with Atlanta)
OF Ronald Acuna Jr. (4/25/18 with Atlanta)
P Mike Soroka (5/1/18 with Atlanta)
OF Dustin Peterson (5/28/18 with Atlanta)
P Evan Phillips (7/3/18 with Atlanta)
P Kolby Allard (7/31/18 with Atlanta)
P Adam McCreery (8/9/18 with Atlanta)
P Wes Parsons (8/9/18 with Atlanta)
P Chad Sobotka (8/10/18 with Atlanta)
P Touki Toussaint (8/13/18 with Atlanta)
P Bryse Wilson (8/20/18 with Atlanta)
P Kyle Wright (9/4/18 with Atlanta)

2019 Debuts (9):

P Chris Ellis (3/31/19 with Kansas City)
C Alex Jackson (4/7/19 with Atlanta)
P Jacob Webb (4/16/19 with Atlanta)
3B/LF Austin Riley (5/15/19 with Atlanta)
P Huascar Ynoa (6/16/19 with Atlanta)
P Jeremy Walker (7/26/19 with Atlanta)
OF Travis Demeritte (8/2/19 with Detroit)
P Brian Moran (9/5/19 with Miami)
P Enderson Franco (9/18/19 with San Francisco)

2020 Debuts (5):

C Joseph Odom (7/28/20 with Seattle)
OF Cristian Pache (8/21/20 with Atlanta)
P Ian Anderson (8/26/20 with Atlanta)
P Patrick Weigel (9/4/20 with Atlanta)
P Tucker Davidson (9/26/20 with Atlanta)



ATLANTA BRAVES ORGANIZATION

Cristian Pache is ranked Atlanta's No. 1 prospect by both MLB.com and *Baseball America* entering 2021. Pache made his Triple-A debut with the Stripers in 2019 and Major League debut with the Braves in 2020.

Photo: Bernie Connelly

ATLANTA BRAVES EXECUTIVES & BASEBALL OPERATIONS STAFF

EXECUTIVES

Chairman	Terry McGuirk
President & CEO, Atlanta Braves.....	Derek Schiller
President & CEO, Braves Development Company	Mike Plant
President, Baseball Operations & General Manager.....	Alex Anthopoulos
Executive Vice President, Chief Legal Officer.....	Greg Heller
Executive Vice President, Chief Financial Officer	Jill Robinson
Executive Vice President, Minor League Affiliates & Strategic Planning.....	Chip Moore
Senior Vice President, Chief People Capital Officer.....	DeRetta Rhodes, PhD.
Vice Chairman, Emeritus.....	John Schuerholz

BASEBALL OPERATIONS

Vice President, Scouting	Dana Brown
Assistant General Manager, Research & Development.....	Jason Paré
Assistant General Manager, Player Development.....	Ben Sestanovich
Special Assistants to the General Manager	Bobby Cox, Mike Fast
Senior Director, Baseball Administration	Dixie Keller
Director, Baseball Operations.....	Adam Sonabend
Assistant Director, Pro Scouting.....	Jonathan Schuerholz
Assistant Director, Minor League Operations.....	Ron Knight
Assistant Director, Amateur Scouting.....	Ronit Shah
Manager, Latin American Operations.....	Jonathan Cruz
Manager, Baseball Systems.....	Garrett Wilson
Developer and Data Architect, Baseball Systems	Michael Copeland
Developers, Baseball Systems.....	Dana Bennett, Isaac Lee
Manager, Major League Operations.....	Doug Wachter
Coordinator, Research & Development.....	Josh Malek
Machine Learning Engineer.....	Kevin Song, PhD.
Data Scientist	Evan Tucker, PhD.
Analysts, Major League Operations	Caelan Collins, Nick Coppola, Kenny Dorian, Tom O'Donnell
Analysts, Research & Development.....	Scott Rapponotti, Kyle Sargent
Manager, International Scouting Administration.....	Gerald Milanes
Assistant, Player Development.....	Dylan Quantz
Aministrative Assistant, Amateur Scouting.....	Will Rich
Manager, Family Relations.....	Rafael Becerra
Assistant, Family Relations	Seth Heizer
Manager, Baseball Video Operations.....	Rob Smith
Minor League Video Coordinator.....	Kyle Clements
Advance Scout	Braeden Schlehuber
Bill Lucas Fellow	Jeremy Dorsey
Trainee, Advance Scouting	Will Siskel
Trainee, Research & Development	Evan Olawsky

MINOR LEAGUE COORDINATORS

Field Coordinator.....	Doug Mansolino
Pitching Coordinator.....	Paul Davis
Assistant Pitching Coordinator	Cale Johnson
Hitting Coordinator.....	Mike Brumley
Hitting Instructor	Greg Walker
Catching Coordinator.....	JD Closser
Minor League Medical Coordinator	Nick Flynn
Assistant Minor League Medical Coordinator.....	Eric Hyrccko
Physical Therapist.....	Johnny Passarelli
Rehab Pitching Coach.....	Kevin McAvoy
Strength & Conditioning Coordinator.....	Jordan Sidwell
Assistant Strength & Conditioning Coordinator	Ryan Driscoll
Minor League Nutrition Coordinator	Patrick O'Brien
Minor League Mental Skills Coach	Zach Sorensen

COMMUNICATIONS

Vice President, Communications.....	Beth Marshall
Coordinator, Corporate Communications.....	Kara Zoellner
Manager, Media Relations.....	Jonathan Kerber
Senior Coordinator, Baseball Communications.....	Jared Burleyson
Bilingual Coordinator, Baseball Communications.....	Franco Garcia
Coordinator, Baseball Communications	Matthew Grilli



ATLANTA BRAVES

MLB

Established 1871 (Member of the National League Since 1876)
 World Series Titles (3) 1914, 1957, 1995
 Ballpark Truist Park (Opened 2017)
 Address 1100 Circle 75 Parkway SE, Atlanta, GA 30339
 Phone 404-522-7630
 Website / Twitter braves.com / @Braves
 2020 Record 35-25, 1st in National League East Division (Lost NLCS)

2020 TEAM RANKINGS

Batting: .268 (2nd of 30 Teams)

ERA: 4.41 (15th of 30 Teams)

Fielding: .984 (13th of 30 Teams)

2020 REGULAR SEASON STATISTICS

HITTERS	AVG	G	AB	R	H	2B	3B	HR	RBI	BB	SO	SB	OBP	SLG	OPS
Acuna Jr., Ronald	.250	46	160	46	40	11	0	14	29	38	60	8	.406	.581	.987
Adams, Matt	.184	16	49	4	9	2	0	2	9	2	18	0	.216	.347	.563
Albies, Ozzie	.271	29	118	21	32	5	0	6	19	5	30	3	.306	.466	.773
Camargo, Johan	.200	35	120	16	24	8	0	4	9	6	35	0	.244	.367	.611
Contreras, William	.400	4	10	0	4	1	0	0	1	0	4	0	.400	.500	.900
Culberson, Charlie	.143	9	7	2	1	1	0	0	1	0	4	0	.143	.286	.429
d'Arnaud, Travis	.321	44	165	19	53	8	0	9	34	16	50	1	.386	.533	.919
Duvall, Adam	.237	57	190	34	45	8	0	16	33	15	54	0	.301	.532	.833
Flowers, Tyler	.217	22	69	5	15	6	0	1	5	8	34	0	.325	.348	.673
Freeman, Freddie	.341	60	214	51	73	23	1	13	53	45	37	2	.462	.640	1.102
Hechavarria, Adeiny	.254	27	59	7	15	3	0	0	2	4	12	0	.302	.305	.607
Inciarte, Ender	.190	46	116	17	22	2	1	1	10	12	25	4	.262	.250	.512
Jackson, Alex	.286	5	7	0	2	1	0	0	0	0	4	0	.286	.429	.714
Markakis, Nick	.254	37	130	15	33	15	0	1	15	10	23	0	.312	.392	.704
Ozuna, Marcell	.338	60	228	38	77	14	0	18	56	38	60	0	.431	.636	1.067
Pache, Cristian	.250	2	4	0	1	0	0	0	0	0	2	0	.250	.250	.500
Riley, Austin	.239	51	188	24	45	7	1	8	27	16	49	0	.301	.415	.716
Sandoval, Pablo	.000	1	2	0	0	0	0	0	0	2	1	0	.500	.000	.500
Schebler, Scott	.000	1	1	0	0	0	0	0	0	0	0	0	.000	.000	.000
Swanson, Dansby	.274	60	237	49	65	15	0	10	35	22	71	5	.345	.464	.809
TEAM TOTALS	.268	60	2074	348	556	130	3	103	338	239	573	23	.349	.483	.832

PITCHERS	W-L	ERA	G	GS	CG/SH	SV/OP	IP	H	R	ER	HR	BB	SO	BAA
Anderson, Ian	3-2	1.95	6	6	0/0	0/0	32.1	21	11	7	1	14	41	.172
Chacin, Jhoulys	1-0	7.20	2	0	0/0	0/0	5.0	6	4	4	1	3	3	.286
Culberson, Charlie	0-0	0.00	1	0	0/0	0/0	0.1	0	0	0	0	0	0	.000
Davidson, Tucker	0-1	10.80	1	1	0/0	0/0	1.2	3	7	2	1	4	2	.333
Dayton, Grant	2-1	2.30	18	0	0/0	0/0	27.1	22	9	7	4	11	32	.214
Erlin, Robbie	0-0	8.49	7	5	0/0	0/0	23.1	28	22	22	8	6	21	.289
Foltynewicz, Mike	0-1	16.20	1	1	0/0	0/0	3.1	4	6	6	3	4	3	.333
Fried, Max	7-0	2.25	11	11	0/0	0/0	56.0	42	14	14	2	19	50	.211
Greene, Shane	1-0	2.60	28	0	0/0	0/0	27.2	22	9	8	2	9	21	.229
Hamels, Cole	0-1	8.10	1	1	0/0	0/0	3.1	3	3	3	0	1	2	.250
Jackson, Luke	2-0	6.84	19	0	0/0	0/0	26.1	39	23	20	2	13	20	.345
Martin, Chris	1-1	1.00	19	0	0/0	1/1	18.0	8	3	2	1	3	20	.129
Matzek, Tyler	4-3	2.79	21	0	0/0	0/2	29.0	23	9	9	1	10	43	.211
Melancon, Mark	2-1	2.78	23	0	0/0	11/13	22.2	22	8	7	1	7	14	.262
Milone, Tommy	0-0	14.90	3	3	0/0	0/0	9.2	22	16	16	4	2	9	.449
Minter, A.J.	1-1	0.83	22	0	0/0	0/0	21.2	15	3	2	1	9	24	.200
Newcomb, Sean	0-2	11.20	4	4	0/0	0/0	13.2	20	17	17	4	6	10	.333
O'Day, Darren	4-0	1.10	19	0	0/0	0/1	16.1	8	3	2	1	5	22	.136
Rusin, Chris	0-0	8.10	1	0	0/0	0/0	3.1	6	3	3	1	3	3	.429
Smith, Will	2-2	4.50	18	0	0/0	0/1	16.0	11	8	8	7	4	18	.190
Sobotka, Chad	0-0	12.27	4	0	0/0	0/0	3.2	6	5	5	0	2	2	.333
Soroka, Mike	0-1	3.95	3	3	0/0	0/0	13.2	11	7	6	0	7	8	.224
Tomlin, Josh	2-2	4.76	17	5	0/0	0/0	39.2	40	22	21	6	8	36	.263
Toussaint, Touki	0-2	8.88	7	5	0/0	0/0	24.1	27	28	24	7	16	30	.276
Webb, Jacob	0-0	0.00	8	0	0/0	0/0	10.0	7	2	0	0	5	10	.200
Weigel, Patrick	0-0	27.00	1	0	0/0	0/0	0.2	2	2	2	0	3	0	.667
Wilson, Bryse	1-0	4.02	6	2	0/0	1/1	15.2	18	7	7	2	9	15	.286
Wright, Kyle	2-4	5.21	8	8	0/0	0/0	38.0	35	23	22	7	24	30	.243
Ynoa, Huascar	0-0	5.82	9	5	0/0	0/0	21.2	23	14	14	2	13	17	.277
TEAM TOTALS	35-25	4.41	60	60	0/4	13/19	524.1	494	288	257	69	220	506	.247

BRAVES ORG.

2020 POSTSEASON STATISTICS

HITTERS	AVG	G	AB	R	H	2B	3B	HR	RBI	BB	SO	SB	OBP	SLG	OPS
Acuna Jr., Ronald	.217	12	46	10	10	4	0	1	3	7	17	3	.333	.370	.703
Albies, Ozzie	.277	12	47	8	13	2	0	2	4	4	9	2	.327	.447	.774
Camargo, Johan	.250	4	8	0	2	1	0	0	1	2	3	0	.400	.375	.775
Culberson, Charlie	.667	3	3	0	2	0	0	0	0	0	1	0	.667	.667	1.333
d'Arnaud, Travis	.286	12	42	4	12	2	0	2	10	7	12	0	.380	.476	.856
Duvall, Adam	.100	6	20	1	2	1	0	1	3	1	11	0	.143	.300	.443
Flowers, Tyler	.333	2	3	1	1	0	0	0	0	0	0	0	.333	.333	.667
Freeman, Freddie	.279	12	43	9	12	3	0	2	7	8	6	0	.415	.488	.904
Markakis, Nick	.216	11	37	2	8	2	1	0	0	1	13	0	.237	.324	.561
Ozuna, Marcell	.255	12	51	8	13	3	0	3	11	2	14	0	.283	.490	.773
Pache, Cristian	.182	12	22	4	4	1	0	1	4	3	4	0	.280	.364	.644
Riley, Austin	.178	12	45	4	8	0	0	1	4	3	18	0	.245	.244	.489
Sandoval, Pablo	.000	3	3	0	0	0	0	0	0	0	2	0	.250	.000	.250
Swanson, Dansby	.267	12	45	6	12	2	1	3	9	5	17	2	.333	.556	.889
TEAM TOTALS	.239	12	415	57	99	21	2	16	56	43	127	7	.315	.414	.730
PITCHERS	W-L	ERA	G	GS	CG/SH	SV/OP	IP	H	R	ER	HR	BB	SO	BAA	
Anderson, Ian	2-0	0.96	4	4	0/0	0/0	18.2	11	2	2	0	10	24	.164	
Dayton, Grant	0-0	36.00	1	0	0/0	0/0	2.0	8	8	8	3	1	2	.571	
Fried, Max	0-1	3.04	4	4	0/0	0/0	23.2	24	8	8	4	6	23	.258	
Greene, Shane	0-0	1.50	6	0	0/0	0/0	6.0	6	1	1	0	1	6	.261	
Martin, Chris	0-1	2.25	8	0	0/0	0/0	8.0	5	2	2	1	2	6	.179	
Matzek, Tyler	1-0	1.04	7	0	0/0	0/0	8.2	6	1	1	1	3	14	.194	
Melancon, Mark	0-0	0.00	7	0	0/0	2/2	6.1	2	1	0	0	0	5	.091	
Minter, A.J.	1-0	3.00	5	1	0/0	0/1	6.0	4	2	2	2	1	10	.182	
O'Day, Darren	0-0	7.71	5	0	0/0	0/0	2.1	4	2	2	0	3	3	.364	
Smith, Will	2-1	4.50	7	0	0/0	0/1	6.0	2	3	3	1	3	7	.095	
Tomlin, Josh	0-0	10.13	2	0	0/0	0/0	2.2	4	3	3	1	0	4	.364	
Webb, Jacob	0-0	9.00	3	0	0/0	0/0	3.0	5	3	3	1	1	6	.357	
Wilson, Bryse	1-0	1.50	1	1	0/0	0/0	6.0	1	1	1	1	1	5	.053	
Wright, Kyle	1-1	9.45	2	2	0/0	0/0	6.2	8	7	7	2	4	7	.286	
Ynoa, Huascar	0-0	0.00	1	0	0/0	0/0	4.0	1	0	0	0	4	4	.077	
TEAM TOTALS	8-4	3.52	12	12	0/4	2/4	110.0	91	44	43	17	40	126	.218	

ATLANTA BRAVES 60-MAN PLAYER POOL (ANNOUNCED ON JUNE 28, 2020)

LH Pitchers (12):	Tucker Davidson, Grant Dayton, Max Fried, Cole Hamels, Tyler Matzek, AJ Minter, Kyle Muller, Sean Newcomb, Phil Pfeifer, Chris Rusin, Jared Shuster, Will Smith
RH Pitchers (18):	Ian Anderson, Jasseel De La Cruz, Mike Foltynewicz, Shane Greene, Felix Hernandez, Luke Jackson, Chris Martin, Mark Melancon, Darren O'Day, Chad Sobotka, Mike Soroka, Josh Tomlin, Touki Toussaint, Jacob Webb, Patrick Weigel, Bryse Wilson, Kyle Wright, Huascar Ynoa
Catchers (7):	Logan Brown, William Contreras, Travis d'Arnaud, Tyler Flowers, Alex Jackson, Shea Langeliers, Jonathan Morales
Infielders (11):	Ozzie Albies, Yonder Alonso, Johan Camargo, Charlie Culberson, Freddie Freeman, Adeiny Hechavarria, Peter O'Brien, Austin Riley, Braden Shewmake, Yangervis Solarte, Dansby Swanson
Outfielders (7):	Ronald Acuna Jr., Adam Duvall, Ender Inciarte, Nick Markakis, Marcell Ozuna, Cristian Pache, Drew Waters

ATLANTA BRAVES 30-MAN OPENING DAY ROSTER (ANNOUNCED ON JULY 23, 2020)

LH Pitchers (5):	Grant Dayton, Max Fried, Tyler Matzek, AJ Minter, Sean Newcomb
RH Pitchers (11):	Jhoulys Chacin, Mike Foltynewicz, Shane Greene, Luke Jackson, Chris Martin, Mark Melancon, Darren O'Day, Mike Soroka, Josh Tomlin, Touki Toussaint, Kyle Wright
Catchers (2):	Travis d'Arnaud, Tyler Flowers
Infielders (7):	Matt Adams, Ozzie Albies, Johan Camargo, Freddie Freeman, Adeiny Hechavarria, Austin Riley, Dansby Swanson
Outfielders (4):	Ronald Acuna Jr., Adam Duvall, Ender Inciarte, Marcell Ozuna
Utility (1):	Charlie Culberson

PLAYERS ADDED TO THE BRAVES 60-MAN PLAYER POOL

RH Pitchers (4):	Jhoulys Chacin (7/21), Spencer Strider (8/17), Victor Vodnik (9/2), William Woods (9/8)
Infielders (5):	Matt Adams (7/20), Bryce Ball (7/7), Vaughn Grissom (7/19), Pete Kozma (7/3), Pablo Sandoval (9/13)
Outfielders (3):	Jesse Franklin V (7/29), Michael Harris II (7/21), Scott Schebler (8/13)

PLAYERS SELECTED OR RECALLED FROM THE BRAVES ALTERNATE SITE AT COOLRAY FIELD (AFTER JULY 23)

LH Pitchers (3):	Tucker Davidson (MLB debut), Sean Newcomb, Chris Rusin
RH Pitchers (8):	Ian Anderson (MLB debut), Jasseel De La Cruz (did not pitch, would have been MLB debut), Chad Sobotka, Touki Toussaint, Patrick Weigel (MLB debut), Bryse Wilson, Kyle Wright, Huascar Ynoa
Catchers (2):	William Contreras (MLB debut), Alex Jackson
Infielders (2):	Johan Camargo, Pablo Sandoval
Outfielders (1):	Cristian Pache (MLB debut)

ATLANTA BRAVES INSTRUCTIONAL LEAGUE ROSTER AT COOLRAY FIELD (OCTOBER)

LH Pitchers (3):	Gabby Rodriguez, Andy Samuelson, Jared Shuster
RH Pitchers (9):	Ricky DeVito, Bryce Elder, Joey Estes, Daysbel Hernandez, Jared Johnson, Tyler Owens, Spencer Strider, Victor Vodnik, William Woods
Catchers (3):	Antonio Barranca, Rusber Estrada, Ricardo Rodriguez
Infielders (6):	Makhi Backstrom, Vaughn Grissom, Cody Milligan, Carlos Paraguate, Beau Philip, Cam Shepherd
Outfielders (5):	Jesse Franklin V, Michael Harris II, Jose Palma, Stephen Paolini, Brandon Parker

2021 ATLANTA BRAVES 40-MAN ROSTER (AS OF APRIL 20)

#	PITCHERS (24)	B/T	HT	WT	DOB	#	CATCHERS (3)	B/T	HT	WT	DOB
36	Ian Anderson	R/R	6-3	170	5/2/98	60	William Contreras	R/R	6-0	180	12/24/97
72	Victor Arano	R/R	6-2	228	2/7/95	16	Travis d'Arnaud	R/R	6-2	210	2/10/89
60	Jesse Biddle	L/L	6-5	220	10/22/91	12	Alex Jackson	R/R	6-2	215	12/25/95
64	Tucker Davidson	L/L	6-2	215	3/25/96						
75	Grant Dayton	L/L	6-2	210	11/25/87	#	INFELDERS (9)	B/T	HT	WT	DOB
69	Jasseel De La Cruz	R/R	6-1	195	6/26/97	23	Ehire Adrianza	S/R	6-1	195	8/21/89
54	Max Fried	L/L	6-4	190	1/18/94	1	Ozzie Albies	S/R	5-8	165	1/7/97
77	Luke Jackson	R/R	6-2	210	8/24/91		Orlando Arcia	R/R	6-0	187	8/4/94
49	Nate Jones	R/R	6-5	230	1/28/86	17	Johan Camargo	S/R	6-0	195	12/13/93
55	Chris Martin	R/R	6-8	225	6/2/86	5	Freddie Freeman	L/R	6-5	220	9/12/89
68	Tyler Matzek	L/L	6-3	230	10/19/90	53	Sean Kazmar Jr.	R/R	5-10	185	8/5/84
33	A.J. Minter	L/L	6-0	215	9/2/93	27	Austin Riley	R/R	6-3	240	4/2/97
50	Charlie Morton	R/R	6-5	215	11/12/83	48	Pablo Sandoval	S/R	5-10	268	8/11/86
70	Kyle Muller	R/L	6-7	250	10/7/97	7	Dansby Swanson	R/R	6-1	190	2/11/94
15	Sean Newcomb	L/L	6-5	255	6/12/93						
	Edgar Santana	R/R	6-2	205	10/16/91	#	OUTFIELDERS (5)	B/T	HT	WT	DOB
51	Will Smith	R/L	6-5	255	7/10/89	13	Ronald Acuna Jr.	R/R	6-0	205	12/18/97
18	Drew Smyly	L/L	6-2	188	6/13/89	38	Guillermo Heredia	R/L	5-10	195	1/31/91
40	Mike Soroka	R/R	6-5	225	8/4/97	11	Ender Inciarte	L/L	5-11	190	10/29/90
32	Josh Tomlin	R/R	6-1	190	10/19/84	20	Marcell Ozuna	R/R	6-1	225	11/12/90
62	Touki Toussaint (60)	R/R	6-3	215	6/20/96	25	Cristian Pache	R/R	6-2	215	11/19/98
71	Jacob Webb	R/R	6-2	210	8/15/93						
46	Bryse Wilson	R/R	6-1	225	12/20/97						
30	Kyle Wright	R/R	6-4	215	10/2/95						
73	Huascar Ynoa	R/R	6-2	220	5/28/98						

2021 COACHING STAFF

Manager:	Brian Snitker	Catching Coach:	Sal Fasano
Bench Coach:	Walt Weiss	Assistant Hitting Coach:	Jose Castro
Pitching Coach:	Rick Kranitz	Assistant Hitting Coach:	Bobby Magallanes
Hitting Coach:	Kevin Seitzer	Hitting Consultant:	Chipper Jones
First Base Coach:	Eric Young	Bullpen Catcher:	Jimmy Leo
Third Base Coach:	Ron Washington	Bullpen Catcher:	Jose Yopez
Bullpen Coach:	Drew French	Batting Practice Pitcher:	Tomas Perez



Pictured: Atlanta Braves skipper and 2018 National League Manager of the Year Brian Snitker went 161-164 (.495) in 325 games as Gwinnett's manager from 2014 until early 2016 (Taylor Botta).

ATLANTA BRAVES MINOR LEAGUE AFFILIATES



**ATLANTA'S TRIPLE-A
AFFILIATE SINCE 2009**

LEAGUE: Triple-A East
(Southeast Division)

CHAMPIONSHIPS: None

GWINNETT STRIPERS

AAA

Ballpark.....Coolray Field (Opened 2009)
Address.....2500 Buford Drive, Lawrenceville, GA 30043
Phone.....678-277-0300
Website.....gostripers.com
Twitter.....@GoStripers
Vice President & General Manager.....Adam English
Media Contact/Broadcaster.....Dave Lezotte (dave.lezotte@braves.com)

STRIPERS 2021 FIELD STAFF

Manager.....Matt Tuiasosopo (1st Season, 0-0)
Pitching Coach.....Mike Maroth
Hitting Coach.....Carlos Mendez
Coach.....Wigberto Nevarez
Athletic Trainer.....T.J. Saunders
Strength Coach.....Paul Howey



**ATLANTA'S DOUBLE-A
AFFILIATE SINCE 2005**

LEAGUE: Double-A South
(South Division)

CHAMPIONSHIPS: 1
(2008)

MISSISSIPPI BRAVES

AA

Ballpark.....Trustmark Park (Opened 2005)
Address.....1 Braves Way, Pearl, MS 39208
Phone.....601-932-8788
Website.....mississippibraves.com
Twitter.....@MBraves
Vice President & General Manager.....Pete Lavin
Media Contact/Broadcaster.....Chris Harris (chris.harris@braves.com)

M-BRAVES 2021 FIELD STAFF

Manager.....Wyatt Toregas (1st Season, 0-0)
Pitching Coach.....Dan Meyer
Hitting Coach.....Einar Diaz
Coach.....None
Athletic Trainer.....Dan Leja
Strength Coach.....Ryan Meehan



**ATLANTA'S HIGH-A
AFFILIATE SINCE 2021**

LEAGUE: High-A East
(South Division)

CHAMPIONSHIPS: 2
(2003, 2016)

ROME BRAVES

HI-A

Ballpark.....State Mutual Stadium (Opened 2003)
Address.....755 Braves Boulevard, Rome, GA 30161
Phone.....706-378-5100
Website.....romebraves.com
Twitter.....@TheRomeBraves
Vice President & General Manager.....David Cross
Media Contact.....David Cross (david.cross@braves.com)

R-BRAVES 2021 FIELD STAFF

Manager.....Kaneoka Texeira (1st Season, 0-0)
Pitching Coach.....Bo Henning
Hitting Coach.....Danny Santiesteban
Coaches.....Angel Flores, Bobby Moore
Athletic Trainer.....Jesus Aviles
Strength Coach.....Tyler Enns



**ATLANTA'S LOW-A
AFFILIATE SINCE 2021**

LEAGUE: Low-A East
(South Division)

CHAMPIONSHIPS: 4
(1989, 1995, 1999, 2008)

AUGUSTA GREENJACKETS

LO-A

Ballpark.....SRP Park (Opened 2018)
Address.....187 Railroad Avenue, North Augusta, SC 29841
Phone.....803-349-9467
Website.....greenjacketsbaseball.com
Twitter.....@GreenJackets
President.....Jeff Eiseman
Vice President.....Tom Denlinger
General Manager.....Brandon Greene
Media Contact.....Catie Jagodzinski (catiej@greenjacketsbaseball.com)

GREENJACKETS 2021 FIELD STAFF

Manager.....Michael Saunders (1st Season, 0-0)
Pitching Coach.....Elvin Nina
Hitting Coach.....Mike Bard
Coach.....Myles Schroder
Athletic Trainer.....Austin Smith
Strength Coach.....Kyle Lindsey



**ATLANTA'S ROOKIE GCL
AFFILIATE SINCE 1966**

CHAMPIONSHIPS: 2
(1964, 2003)

GULF COAST LEAGUE BRAVES

RK

Ballpark..... CoolToday Park (Opened 2019)
Address 18800 South West Villages Parkway, North Port, FL

GCL BRAVES 2021 FIELD STAFF

Manager Nestor Perez
Pitching Coach Wes McGuire
Hitting Coach Connor Narron
Coaches Jefferson Romero, Omar Rosario, Devon Travis
Athletic Trainer Dave Comeau, Joel Wiggins
Strength Coach..... Sam Feldman

ATLANTA BRAVES MINOR LEAGUE AFFILIATE HISTORY (SINCE 1966)

AAA	AA	High-A
Gwinnett Stripers (2009-Current) Richmond Braves (1966-2008)	Mississippi Braves (2005-Current) Greenville Braves (1984-2004) Savannah Braves (1971-1983) Shreveport Braves (1968-70) Austin Braves (1966-67)	Rome Braves (2021-Current) Florida FireFrogs (2017-19) Carolina Mudcats (2015-16) Lynchburg Hillcats (2011-14) Myrtle Beach Pelicans (1999-2010) Danville 97s (1998) Durham Bulls (1990-97)
Low-A	Short Season-A	Rookie
Augusta GreenJackets (2021-Current) Rome Braves (2003-19) Macon Braves (1991-2002) Burlington Braves (1988-90) Sumter Braves (1985-90) Durham Bulls (1980-89) Anderson Braves (1980-84) Greenwood Braves (1968-79) West Palm Beach Braves (1966-68) Lexington Braves (1967) Kinston Eagles (1966-67)	Jamestown Jammers (1999-2001) Eugene Emeralds (1995-98) Jamestown Braves (1967) Yakima Braves (1966)	Danville Braves (1993-2019) Idaho Falls Braves (1986-94) Pulaski Braves (1982-92) Kingsport Braves (1974-79) Wytheville Braves (1971-73) Magic Valley Cowboys (1968-70)
Complex Rookie		Foreign Rookie
Gulf Coast League Braves (1966-67, 1976-Current)		Dominican Summer League Braves (1992-Current)

2021 MLB MINOR LEAGUE AFFILIATE CHART

MLB TEAM	AAA	AA	High-A	Low-A
Arizona Diamondbacks	Reno Aces	Amarillo Sod Poodles	Hillsboro Hops	Visalia Rawhide
Atlanta Braves	Gwinnett Stripers	Mississippi Braves	Rome Braves	Augusta GreenJackets
Baltimore Orioles	Norfolk Tides	Bowie Baysox	Aberdeen IronBirds	Delmarva Shorebirds
Boston Red Sox	Worcester Red Sox	Portland Sea Dogs	Greenville Drive	Salem Red Sox
Chicago Cubs	Iowa Cubs	Tennessee Smokies	South Bend Cubs	Myrtle Beach Pelicans
Chicago White Sox	Charlotte Knights	Birmingham Barons	Winston-Salem Dash	Kannapolis Cannon Ballers
Cincinnati Reds	Louisville Bats	Chattanooga Lookouts	Dayton Dragons	Daytona Tortugas
Cleveland Indians	Columbus Clippers	Akron RubberDucks	Lake County Captains	Lynchburg Hillcats
Colorado Rockies	Albuquerque Isotopes	Hartford Yard Goats	Spokane Indians	Fresno Grizzlies
Detroit Tigers	Toledo Mud Hens	Erie Sea Wolves	West Michigan Whitecaps	Lakeland Flying Tigers
Houston Astros	Sugar Land Skeeters	Corpus Christi Hooks	Asheville Tourists	Fayetteville Woodpeckers
Kansas City Royals	Omaha Storm Chasers	NW Arkansas Naturals	Quad Cities River Bandits	Columbia Fireflies
Los Angeles Angels	Salt Lake Bees	Rocket City Trash Pandas	Tri-City Dust Devils	Inland Empire 66ers
Los Angeles Dodgers	Oklahoma City Dodgers	Tulsa Drillers	Great Lakes Loons	Rancho Cucamonga Quakes
Miami Marlins	Jacksonville Jumbo Shrimp	Pensacola Blue Wahoos	Beloit Snappers	Jupiter Hammerheads
Milwaukee Brewers	Nashville Sounds	Biloxi Shuckers	Wisconsin Timber Rattlers	Carolina Mudcats
Minnesota Twins	St. Paul Saints	Wichita Wind Surge	Cedar Rapids Kernels	Fort Myers Mighty Mussels
New York Mets	Syracuse Mets	Binghamton Rumble Ponies	Brooklyn Cyclones	St. Lucie Mets
New York Yankees	Scranton/WB RailRiders	Somerset Patriots	Hudson Valley Renegades	Tampa Tarpons
Oakland Athletics	Las Vegas Aviators	Midland RockHounds	Lansing Lugnuts	Stockton Ports
Philadelphia Phillies	Lehigh Valley IronPigs	Reading Fightin' Phis	Jersey Shore BlueClaws	Clearwater Threshers
Pittsburgh Pirates	Indianapolis Indians	Altoona Curve	Greensboro Grasshoppers	Bradenton Marauders
San Diego Padres	El Paso Chihuahuas	San Antonio Missions	Fort Wayne TinCaps	Lake Elsinore Storm
San Francisco Giants	Sacramento River Cats	Richmond Flying Squirrels	Eugene Emeralds	San Jose Giants
Seattle Mariners	Tacoma Rainiers	Arkansas Travelers	Everett AquaSox	Modesto Nuts
St. Louis Cardinals	Memphis Redbirds	Springfield Cardinals	Peoria Chiefs	Palm Beach Cardinals
Tampa Bay Rays	Durham Bulls	Montgomery Biscuits	Bowling Green Hot Rods	Charleston RiverDogs
Texas Rangers	Round Rock Express	Frisco RoughRiders	Hickory Crawdads	Down East Wood Ducks
Toronto Blue Jays	Buffalo Bisons	New Hampshire Fisher Cats	Vancouver Canadians	Dunedin Blue Jays
Washington Nationals	Rochester Red Wings	Harrisburg Senators	Wilmington Blue Rocks	Fredericksburg Nationals

BRAVES ORG.

ATLANTA BRAVES MINOR LEAGUE SYSTEM 2019 RECAP

2019 FINAL STANDINGS

TEAM (LEVEL)	MANAGER	RECORD	PCT.	GA/GB	FINISH
Gwinnett (AAA)	Damon Berryhill	80-59	.576	5.0 GA	1st in IL South
Mississippi (AA)	Chris Maloney	64-75	.460	18.0 GB	4th in SL South
Florida (Adv. A)	Barrett Kleinknecht	54-82	.397	26.5 GB	6th in FSL North
Rome (A)	Matt Tuiasosopo	65-74	.468	12.5 GB	5th in SAL Southern
Danville (Short A)	Anthony Nunez	30-38	.441	12.0 GB	5th in APP East
Gulf Coast (Rookie)	Nestor Perez	18-31	.367	18.0 GB	5th in GCL South
Dominican Summer (Rookie)	Jefferson Romero	36-34	.514	5.0 GB	5th in DSL Northwest

OVERALL RECORD: 347-393 .469

2019 BATTING LEADERS

PLAYER	TEAM	NO.
Average*	Trey Harris ROM/FLA/MIS	.323
OBP*	Greg Cullen ROM	.393
SLG*	Adam Duvall GWN	.602
OPS*	Adam Duvall GWN	.965
Games	Drew Waters MIS/GWN	134
Hits	Drew Waters MIS/GWN	163
Doubles	Drew Waters MIS/GWN	40
Triples	3 Players Tied	9
Homers	Adam Duvall GWN	32
Runs	Justin Dean ROM	85
RBI	Adam Duvall GWN	93
Steals	Justin Dean ROM	47

*Minimum 300 At-Bats

2019 PITCHING LEADERS

PLAYER	TEAM	NO.
ERA*	Tucker Davidson MIS/GWN	2.15
WHIP*	Dilmer Mejia ROM	1.12
SO/BB*	Bryse Wilson GWN	4.54
SO/9.0 IP*	Ian Anderson MIS/GWN	11.41
Wins	Kyle Wright GWN	11
Strikeouts	Ian Anderson MIS/GWN	172
Games	Jason Creasy MIS/GWN	49
Innings	Nolan Kingham ROM/FLA/MIS	165.1
Starts	Nolan Kingham ROM/FLA/MIS	27
CG	Nolan Kingham ROM/FLA/MIS	4
Shutouts	Nolan Kingham ROM/FLA/MIS	3
Saves	Jason Creasy MIS/GWN	11

*Minimum 100 Innings Pitched

2019 ATLANTA BRAVES ORGANIZATION AWARDS

Bobby Cox Minor League Manager of the Year Award Matt Tuiasosopo (ROM)
 Hank Aaron Minor League Player of the Year Award Trey Harris (ROM/FLA/MIS)
 Phil Niekro Minor League Pitcher of the Year Award Ian Anderson (MIS/GWN)
 Bill Lucas Community Service Award Thomas Burrows (MIS/GWN)

2019 ORGANIZATION AWARDS BY AFFILIATE

	PLAYER OF THE YEAR	PITCHER OF THE YEAR
Gwinnett (AAA)	Rafael Ortega	Bryse Wilson
Mississippi (AA)	Cristian Pache / Drew Waters	Ian Anderson / Tucker Davidson
Florida (Adv. A)	Trey Harris	Hayden Deal
Rome (A)	Justin Dean	Dilmer Mejia
Danville (Short A)	Bryce Ball	Ricky DeVito
Gulf Coast (Rookie)	Michael Harris II	Eudi Asencio
Dominican Summer (Rookie)	Deivi Estrada	Rodderly Munoz

2019 MIDSEASON ALL-STARS

Gwinnett (International League) Travis Demeritte (OF), Ben Rowen (RP)
 Mississippi (Southern League) Ian Anderson (SP), Tucker Davidson (SP), Jason Hursh (RP),
 Kyle Muller (SP), Cristian Pache (OF), Jeremy Walker (RP), Drew Waters (OF)
 Florida (Florida State League) William Contreras (C), Hayden Deal (SP), Riley Delgado (SS),
 Kevin Josephina (2B), Riley Unroe (SS), Brandon White (RP)
 Rome (South Atlantic League) Logan Brown (C), Greg Cullen (2B), Trey Harris (OF), Jose Montilla (RP)

2019 POSTSEASON ALL-STARS

Gwinnett (International League) Damon Berryhill (MGR), Adam Duvall (OF)
 Mississippi (Southern League) Tucker Davidson (LHP), Cristian Pache (OF), Drew Waters* (OF)
 Florida (Florida State League) Riley Delgado (UTIL)
 Rome (South Atlantic League) Greg Cullen (2B), Justin Dean (OF)
 Danville (Appalachian League) Bryce Ball* (1B), Mitch Stallings^ (LHP)

*Named League MVP

^Named League Pitcher of the Year

ATLANTA BRAVES 2019 FIRST-YEAR PLAYER DRAFT SELECTIONS

RD.	PICK	PLAYER	POS	SCHOOL	B/T	HT/WT	DOB
1	9	Shea Langeliers	C	Baylor	R/R	6-0 / 190	11/18/97
1	21	Braden Shewmake	SS	Texas A&M	L/R	6-4 / 190	11/19/97
2	60	Beau Phillip	SS	Oregon State	R/R	6-0 / 190	10/23/98
3	98	Michael Harris	OF	Stockbridge HS (GA)	L/L	6-0 / 195	3/7/01
4	127	Kasey Kalich	P	Texas A&M	R/R	6-3 / 220	4/25/98
5	157	Stephen Paolini	OF	St. Josephs School (CT)	L/L	6-2 / 195	11/23/00
6	187	Tanner Gordon	P	Indiana	L/R	6-5 / 215	10/26/97
7	217	Darius Vines	P	CSU Bakersfield	R/R	6-1 / 190	4/30/98
8	247	Ricky DeVito	P	Seton Hall	S/R	6-3 / 195	8/21/98
9	277	Cody Milligan	2B	Cowley County CC (KS)	L/R	5-10 / 185	12/23/98
10	307	Brandon Parker	RF	Mississippi Gulf Coast JC	R/R	6-1 / 205	5/27/99
11	337	Vaughn Grissom	SS	Hagerty HS (FL)	R/R	6-3 / 180	1/5/01
12	367	Andy Samuelson	P	Wabash Valley College (IL)	L/L	6-4 / 185	5/20/99
13	397	Tyler Owens	P	Trinity Catholic HS (FL)	R/R	5-10 / 185	1/9/01
14	427	Jared Johnson	P	Smithville HS (MS)	R/R	6-2 / 225	3/15/01
15	457	Connor Blair	OF	Washington	R/R	6-0 / 215	5/6/98
16	487	Joey Estes	P	Paraclete HS (CA)	R/R	6-2 / 190	10/8/01
17	517	Alec Barger	P	North Carolina State	R/R	6-2 / 201	3/24/98
18	547	Mahki Backstrom	1B	Junipero Serra HS (CA)	L/L	6-5 / 220	10/10/01
19	577	Kadon Morton	OF	Seguin HS (TX)	R/R	6-2 / 195	11/19/00
20	607	Peyton Williams	P	Catawba College (NC)	R/R	6-1 / 180	5/6/98
21	637	Javier Valdes	C	Florida International	R/R	5-10 / 195	11/19/98
22	667	Alex Segal	P	Wichita State	L/L	6-4 / 190	3/18/98
23	697	Drew Campbell	CF	Louisville	L/L	5-11 / 170	11/10/97
24	727	Bryce Ball	1B	Dallas Baptist	L/R	6-6 / 235	7/8/98
25	757	Chad Bryant	P	Pensacola State College	R/R	6-0 / 210	8/3/99
26	787	Riley King	3B	Georgia	R/R	6-0 / 186	10/17/97
27	817	Indigo Diaz	P	Michigan State	R/R	6-5 / 250	10/14/98
28	847	Ben Thompson	P	Chandler Gilbert CC (AZ)	R/R	6-5 / 220	12/21/97
29	877	James Acuna	P	Azusa Pacific (CA)	R/R	6-5 / 180	9/18/97
30	907	Mitch Calandra	C	Eckerd College (FL)	R/R	5-11 / 195	1/13/97
31	937	Greg Leban	P	Austin Peay (TN)	R/R	6-3 / 235	5/30/96
32	967	Cody Birdsong	2B	Quincy University (IL)	R/R	6-2 / 195	1/19/97
33	997	Justin Yeager	P	SIU Carbondale	L/R	6-5 / 215	1/20/98
34	1027	Willie Carter	LF	Weber International (FL)	R/R	6-0 / 205	4/8/97
35	1057	Anthony Hall	1B	Point Loma HS (CA)	L/L	6-3 / 195	2/9/01
36	1087	Mitchell Jackson	P	Marion HS (IL)	R/R	6-5 / 165	8/20/01
37	1117	Davis Schwab	P	Missouri State	L/L	6-4 / 230	1/27/97
38	1147	Grant Mathews	LF	Tulane	L/R	6-1 / 198	5/19/96
39	1177	Joshua Rolling	SS	Bishop Manogue HS (NV)	R/R	6-3 / 175	11/2/00
40	1207	Cade Bunnell	2B	Indiana	L/R	6-0 / 182	5/14/97

ATLANTA BRAVES 2020 FIRST-YEAR PLAYER DRAFT SELECTIONS

RD.	PICK	PLAYER	POS	SCHOOL	B/T	HT/WT	DOB
1	25	Jared Shuster	P	Wake Forest (NC)	L/L	6-3 / 210	8/3/98
3	97	Jesse Franklin V	OF	Michigan	L/L	6-1 / 215	12/1/98
4	126	Spencer Strider	P	Clemson (SC)	R/R	6-0 / 195	10/28/98
5	156	Bryce Elder	P	Texas	R/R	6-2 / 220	5/19/99

BRAVES ORG.

RANKING THE ATLANTA BRAVES ORGANIZATION IN 2021

MLB.COM

TOP 30 BRAVES PROSPECTS

#	PLAYER	POS.	AGE	TOP 100
1.	Cristian Pache	OF	22	#12
2.	Ian Anderson	RHP	22	#18
3.	Drew Waters	OF	22	#35
4.	Shea Langeliers	C	23	#73
5.	Braden Shewmake	SS	23	
6.	Kyle Muller	LHP	23	
7.	William Contreras	C	23	
8.	Jared Shuster	LHP	22	
9.	Tucker Davidson	LHP	24	
10.	Jasseel De La Cruz	RHP	23	
11.	Michael Harris II	OF	20	
12.	Patrick Weigel	RHP	26	
13.	Freddy Tarnok	RHP	22	
14.	Bryce Elder	RHP	21	
15.	Bryce Ball	1B	22	
16.	Alex Jackson	C	25	
17.	Trey Harris	OF	25	
18.	Victor Vodnik	RHP	21	
19.	Jesse Franklin	OF	22	
20.	Daysbel Hernandez	RHP	24	
21.	Vaughn Grissom	SS	20	
22.	Greyson Jenista	OF	24	
23.	CJ Alexander	3B	24	
24.	Spencer Strider	RHP	22	
25.	Thomas Burrows	LHP	26	
26.	Kasey Kalich	RHP	22	
27.	Tyler Owens	RHP	20	
28.	Logan Brown	C	24	
29.	Justin Dean	OF	24	
30.	William Woods	RHP	22	

PLAYERS RANKED IN TOP 10 BY POSITION

Top 10 Catchers:	Shea Langeliers (#6)
Top 10 Outfielders:	Cristian Pache (#3)
Top 10 Outfielders:	Drew Waters (#10)
Top 10 RH Pitchers:	Ian Anderson (#4)

FARM SYSTEM RANKINGS

1. Tampa Bay Rays	16. Chicago White Sox
2. Detroit Tigers	17. St. Louis Cardinals
3. Seattle Mariners	18. New York Yankees
4. Miami Marlins	19. New York Mets
5. Baltimore Orioles	20. Cincinnati Reds
6. San Diego Padres	21. Texas Rangers
7. Toronto Blue Jays	22. Chicago Cubs
8. Pittsburgh Pirates	23. Philadelphia Phillies
9. Arizona D-backs	24. Boston Red Sox
10. Kansas City Royals	25. Los Angeles Angels
11. San Francisco Giants	26. Oakland Athletics
12. Minnesota Twins	27. Colorado Rockies
13. Cleveland Indians	28. Milwaukee Brewers
14. Los Angeles Dodgers	29. Houston Astros
15. Atlanta Braves	30. Washington Nationals

BASEBALL AMERICA

TOP 30 BRAVES PROSPECTS

#	PLAYER	POS.	AGE	TOP 100
1.	Cristian Pache	OF	22	#7
2.	Ian Anderson	RHP	22	#8
3.	Drew Waters	OF	22	#32
4.	Shea Langeliers	C	23	
5.	Bryse Wilson	RHP	23	
6.	William Contreras	C	23	
7.	Kyle Muller	LHP	23	
8.	Braden Shewmake	SS	23	
9.	Jared Shuster	LHP	22	
10.	Tucker Davidson	LHP	24	
11.	Michael Harris II	OF	20	
12.	Huascar Ynoa	RHP	22	
13.	Jasseel De La Cruz	RHP	23	
14.	Patrick Weigel	RHP	26	
15.	Daysbel Hernandez	RHP	24	
16.	Bryce Elder	RHP	21	
17.	Alex Jackson	C	25	
18.	Bryce Ball	1B	22	
19.	Victor Vodnik	RHP	21	
20.	Freddy Tarnok	RHP	22	
21.	William Woods	RHP	22	
22.	Vaughn Grissom	SS	20	
23.	Jesse Franklin	OF	22	
24.	Kasey Kalich	RHP	22	
25.	Trey Harris	OF	25	
26.	Greyson Jenista	OF	24	
27.	Logan Brown	C	24	
28.	Beau Philip	SS	22	
29.	Stephen Paolini	OF	20	
30.	Spencer Strider	RHP	22	

2021 BRAVES BEST TOOLS

Hitter for Average:	Drew Waters
Power Hitter:	Bryce Ball
Strike-Zone Discipline:	Braden Shewmake
Fastest Baserunner:	Cristian Pache
Athlete:	Cristian Pache
Fastball:	Kyle Muller
Curveball:	Kyle Muller
Slider:	Huascar Ynoa
Changeup:	Ian Anderson
Control:	Nolan Kingham
Defensive Catcher:	Shea Langeliers
Defensive Infielder:	Braden Shewmake
Infield Arm:	Beau Philip
Defensive Outfielder:	Cristian Pache
Outfield Arm:	Cristian Pache

FARM SYSTEM RANKINGS

1. Tampa Bay Rays	16. New York Yankees
2. Seattle Mariners	17. Arizona D-backs
3. San Diego Padres	18. Cincinnati Reds
4. Toronto Blue Jays	19. New York Mets
5. Detroit Tigers	20. Chicago White Sox
6. Atlanta Braves	21. Boston Red Sox
7. Baltimore Orioles	22. Chicago Cubs
8. Minnesota Twins	23. Los Angeles Angels
9. Los Angeles Dodgers	24. Texas Rangers
10. Miami Marlins	25. Colorado Rockies
11. Cleveland Indians	26. Houston Astros
12. St. Louis Cardinals	27. Philadelphia Phillies
13. Kansas City Royals	28. Milwaukee Brewers
14. San Francisco Giants	29. Oakland Athletics
15. Pittsburgh Pirates	30. Washington Nationals



LEAGUE INFORMATION

Bryse Wilson led all International League pitchers in ERA with a 3.42 mark in 2019, making him the first league ERA Champion in Gwinnett history.

Photo: Josh Conner

TRIPLE-A EAST

The Triple-A East is a new 20-team league launching in 2021 that includes all 14 former members of the International League, plus four former members of the Triple-A Pacific Coast League (Iowa, Memphis, Nashville, and Omaha), one former member of the Double-A Southern League (Jacksonville), and one former member of the independent American Association (St. Paul).



Northeast Division	MLB Affiliate	City	Stadium
Buffalo Bisons	Toronto Blue Jays	Buffalo, NY	Sahlen Field
Lehigh Valley IronPigs	Philadelphia Phillies	Allentown, PA	Coca-Cola Park
Rochester Red Wings	Washington Nationals	Rochester, NY	Frontier Field
Scranton/WB RailRiders	New York Yankees	Moosic, PA	PNC Field
Syracuse Mets	New York Mets	Syracuse, NY	NBT Bank Stadium
Worcester Red Sox	Boston Red Sox	Worcester, MA	Polar Park
Midwest Division	MLB Affiliate	City	Stadium
Columbus Clippers	Cleveland Indians	Columbus, OH	Huntington Park
Indianapolis Indians	Pittsburgh Pirates	Indianapolis, IN	Victory Field
Iowa Cubs	Chicago Cubs	Des Moines, IA	Principal Park
Louisville Bats	Cincinnati Reds	Louisville, KY	Louisville Slugger Field
Omaha Storm Chasers	Kansas City Royals	Omaha, NE	Werner Park
St. Paul Saints	Minnesota Twins	St. Paul, MN	CHS Field
Toledo Mud Hens	Detroit Tigers	Toledo, OH	Fifth Third Field
Southeast Division	MLB Affiliate	City	Stadium
Charlotte Knights	Chicago White Sox	Charlotte, NC	Truist Field
Durham Bulls	Tampa Bay Rays	Durham, NC	Durham Bulls Athletic Park
Gwinnett Strippers	Atlanta Braves	Lawrenceville, GA	Coolray Field
Jacksonville Jumbo Shrimp	Miami Marlins	Jacksonville, FL	Baseball Grounds of Jacksonville
Memphis Redbirds	St. Louis Cardinals	Memphis, TN	Autozone Park
Nashville Sounds	Milwaukee Brewers	Nashville, TN	First Tennessee Park
Norfolk Tides	Baltimore Orioles	Norfolk, VA	Harbor Park

TRIPLE-A EAST OVERVIEW

Classification	Triple-A
Years Active	2021-Present
Roster Limit / Number of Games	28 / 120
League Administrator	Ronnie Richardson (ronnie.richardson@mlb.com)

TRIPLE-A ALL-STAR GAME

There will be no Triple-A All-Star Game held in 2021.

PLAYOFFS

There will be no Triple-A East League Playoffs or Triple-A National Championship Game in 2021.

TRIPLE-A NATIONAL CHAMPIONSHIP RESULTS (SINCE 2006)

YEAR	CHAMPION	RUNNER-UP	YEAR	CHAMPION	RUNNER-UP
2006	Tucson	Toledo	2014	Omaha	Pawtucket
2007	Sacramento	Richmond	2015	Fresno	Columbus
2008	Sacramento	Scranton/WB	2016	Scranton/WB	El Paso
2009	Durham	Memphis	2017	Durham	Memphis
2010	Columbus	Tacoma	2018	Memphis	Durham
2011	Columbus	Omaha	2019	Sacramento	Columbus
2012	Reno	Pawtucket	2020	No Game	
2013	Omaha	Durham			

GWINNETT VS. LEAGUE OPPONENTS

REGULAR SEASON (SINCE 2009)

OPPONENT	RECORD AGAINST	PCT	HOME*	ROAD^
Buffalo Bisons	48-31	.608	23-17	25-14
Charlotte Knights	122-126	.492	63-58	59-68
Columbus Clippers	34-52	.395	15-28	19-24
Durham Bulls	112-129	.465	59-57	53-72
Indianapolis Indians	51-45	.531	31-21	20-24
Iowa Cubs	0-0	---	0-0	0-0
Jacksonville Jumbo Shrimp	0-0	---	0-0	0-0
Lehigh Valley IronPigs	34-48	.415	16-26	18-22
Louisville Bats	44-43	.506	24-19	20-24
Memphis Redbirds	0-0	---	0-0	0-0
Nashville Sounds	0-0	---	0-0	0-0
Norfolk Tides	133-108	.552	74-50	59-58
Omaha Storm Chasers	0-0	---	0-0	0-0
Rochester Red Wings	39-43	.476	23-18	16-25
Scranton/Wilkes-Barre RailRiders	33-46	.418	13-27	20-19
St. Paul Saints	0-0	---	0-0	0-0
Syracuse Mets	37-43	.463	22-19	15-24
Toledo Mud Hens	57-32	.640	26-15	31-17
Worcester Red Sox (formerly Pawtucket)	37-40	.481	20-18	17-22
TOTALS:	781-786	.498	409-373 (.523)	372-413 (.474)

*Record includes games played as the home team in road stadiums.

^Record includes games played as the road team in home stadium.

POSTSEASON (SINCE 2009)

OPPONENT	RECORD AGAINST	PCT	HOME*	ROAD^
Columbus Clippers	4-4	.500	2-2	2-2
Scranton/Wilkes-Barre RailRiders	2-6	.250	0-4	2-2
TOTALS:	6-10	.375	2-6	4-4



BUFFALO BISONS

MLB Affiliation..... Toronto Blue Jays (Since 2013)
 Address One James D. Griffin Plaza, Buffalo, NY 14203
 Phone 716-846-2000
 Website / Twitter..... bisons.com / @BuffaloBisons
 Years in Triple-A..... 1886-89, 1901-70, 1985-
 League Titles (6 in IL, 1 in AA)..... 1933, 1936, 1957, 1961, 1997, 1998, 2004
 2019 Record..... 71-69, 3rd in IL North Division (4.5 GB)

SAHLEN FIELD

Opened..... 1988
 Capacity..... 16,600
 2019 Attendance 518,741 (7,410 average)
 Dimensions..... 325 (LF), 400 (CF), 325 (RF)

GWINNETT VS. BUFFALO IN 2021

Home (0G)..... Will not meet
 Road (0G)..... Will not meet

BISONS COACHING STAFF

Pitching Coach: Jeff Ware 1st Season (0-0)
 Hitting Coach: Corey Hart 3rd Season
 Position Coach: Devon White 4th Season
 Development Coach: Jake McGuiggan 1st Season
 Athletic Trainer: Caleb Daniel 1st Season
 Strength Coach: Justin Batcher 1st Season

BISONS FRONT OFFICE STAFF

General Manager: Anthony Sprague
 Broadcaster: Pat Malacaro
 Media Contact: Pat Malacaro (pmalacaro@bisons.com)

GWINNETT VS. BUFFALO ALL-TIME

SEASON	W/L	HOME	ROAD
2009	4-4	2-2	2-2
2010	3-5	2-2	1-3
2011	4-4	3-1	1-3
2012	2-6	1-3	1-3
2013	5-3	2-2	3-1
2014	6-1	3-1	3-0
2015	5-1	2-1	3-0
2016	7-0	3-0	4-0
2017	4-2	2-1	2-1
2018	4-3	2-2	2-1
2019	4-2	1-2	3-0
TOTAL:	48-31	23-17	25-14

GWN Sweeps..... 5x, last: 5/14-16, 2019 (3G)
 BUF Sweeps..... None
 Overall Streak..... Won 3 (Since 5/14/19)
 Home Streak..... Lost 1 (Since 5/9/19)
 Road Streak..... Won 4 (Since 8/9/18)

POSTSEASON MEETINGS

Never faced



CHARLOTTE
KNIGHTS

CHARLOTTE KNIGHTS

MLB Affiliation..... Chicago White Sox (Since 1999)
 Address 324 South Mint Street, Charlotte, NC 28202
 Phone 704-274-8300
 Website / Twitter..... charlotteknights.com / @KnightsBaseball
 Years in Triple-A..... 1993-
 League Titles (2 in IL)..... 1993, 1999
 2019 Record..... 75-64, T-2nd in IL South Division (5.0 GB)

TRUIST FIELD

Opened..... 2014
 Capacity..... 10,200
 2019 Attendance 581,006 (8,300 average)
 Dimensions..... 330 (LF), 400 (CF), 315 (RF)

GWINNETT VS. CHARLOTTE IN 2021

Home (6G)..... 8/3-8 (6G)
 Road (12G)..... 5/4-9 (6G), 7/13-18 (6G)

KNIGHTS COACHING STAFF

Manager: Wes Helms 1st Season (0-0)
 Pitching Coach: Matt Zaleski 1st Season
 Hitting Coach: Chris Johnson 1st Season
 Athletic Trainer: Cory Barton 1st Season
 Performance Coach: Shawn Powell 5th Season

KNIGHTS FRONT OFFICE STAFF

Exec. VP/COO: Dan Rajkowski
 General Manager: Rob Egan
 Broadcaster: Matt Swierad
 Media Contact: Tommy Viola (tommyv@charlotteknights.com)

GWINNETT VS. CHARLOTTE ALL-TIME

SEASON	W/L	HOME	ROAD
2009	10-11	5-6	5-5
2010	8-14	5-6	3-8
2011	13-8	8-2	5-6
2012	11-11	6-5	5-6
2013	13-9	6-5	7-4
2014	13-9	7-4	6-5
2015	9-14	5-6	4-8
2016	11-16	6-8	5-8
2017	14-11	6-5	8-6
2018	11-11	6-5	5-6
2019	9-12	3-6	6-6
TOTAL:	122-126	63-58	59-68

GWN Sweeps..... 10x, last: 7/24-26, 2015 (3G)
 CLT Sweeps..... 13x, last: 6/26-27, 2019 (2G)
 Overall Streak..... Lost 1 (Since 8/3/19)
 Home Streak..... Lost 1 (Since 8/3/19)
 Road Streak..... Won 3 (Since 7/12/19)

POSTSEASON MEETINGS

Never faced



COLUMBUS CLIPPERS

MLB Affiliation.....Cleveland Indians (Since 2009)
 Address 330 Huntington Park Lane, Columbus, OH 43215
 Phone 614-462-5250
 Website / Twitter..... clippersbaseball.com / @CLBCLippers
 Years in Triple-A..... 1955-70, 1977-
 League Titles (11 in IL)..... 1979-81, 1987, 1991-92, 1996, 2010-11, 2015, 2019
 2019 Record......81-59, 1st in IL West Division (15.0 GA)

HUNTINGTON PARK

Opened..... 2009
 Capacity..... 10,100
 2019 Attendance 590,504 (8,435 average)
 Dimensions..... 325 (LF), 404 (CF), 318 (RF)

GWINNETT VS. COLUMBUS IN 2021

Home (0G).....None
 Road (6G).....9/7-12 (6G)

CLIPPERS COACHING STAFF

Manager: Andy Tracy 1st Season (0-0)
 Pitching Coach: Rigo Beltran 2nd Season
 Hitting Coach: Jason Esposito 1st Season
 Bench Coach: JT Maguire 1st Season
 Athletic Trainer: Jeremy Heller 2nd Season
 Strength Coach: Travis Roberson 1st Season

CLIPPERS FRONT OFFICE STAFF

President/GM: Ken Schnacke
 Broadcasters: Ryan Mitchell, Scott Leo
 Media Contacts: Joe Santry (jsantry@clippersbaseball.com)
 Anthony Slosser (aslosser@clippersbaseball.com)

GWINNETT VS. COLUMBUS ALL-TIME

SEASON	W/L	HOME	ROAD
2009	5-3	1-3	4-0
2010	3-5	1-3	2-2
2011	3-5	0-4	3-1
2012	3-5	1-3	2-2
2013	3-5	2-2	1-3
2014	2-6	1-3	1-3
2015	6-4	3-0	3-4
2016	0-6	0-3	0-3
2017	1-5	1-2	0-3
2018	5-5	4-3	1-2
2019	3-3	1-2	2-1
TOTAL:	34-52	15-28	19-24

GWN Sweeps2x, last: 5/29-31, 2015 (3G)
 COL Sweeps4x, last: 6/16-18, 2017 (3G)
 Overall Streak..... Lost 2 (Since 8/15/19)
 Home Streak..... Lost 2 (Since 8/15/19)
 Road Streak..... Won 1 (Since 7/28/19)

POSTSEASON MEETINGS

2016 Semifinals GWN won 3-1
 2019 Semifinals COL won 3-1



DURHAM BULLS

MLB Affiliation.....Tampa Bay Rays (Since 1998)
 Address 409 Blackwell Street, Durham, NC 27701
 Phone 919-687-6500
 Website / Twitter..... durhambulls.com / @DurhamBulls
 Years in Triple-A..... 1998-
 League Titles (6 in IL)..... 2002-03, 2009, 2013, 2017-18
 2019 Record......75-64, T-2nd in IL South Division (5.0 GB)

DURHAM BULLS ATHLETIC PARK

Opened..... 1995
 Capacity..... 10,000
 2019 Attendance 529,105 (7,558 average)
 Dimensions..... 303 (LF), 395 (CF), 323 (RF)

GWINNETT VS. DURHAM IN 2021

Home (6G).....8/10-15 (6G)
 Road (6G).....6/29-7/4 (6G)

BULLS COACHING STAFF

Manager: Brady Williams 2nd Season (75-64)
 Pitching Coach: Rick Knapp 3rd Season
 Hitting Coach: Kyle Wilson 1st Season
 Coach: Reinaldo Ruiz 1st Season
 Bullpen Coach: Alberto Bastardo 1st Season
 Athletic Trainer: Scott Thurston 3rd Season
 Strength Coach: Bryan King 7th Season

BULLS FRONT OFFICE STAFF

VP, Baseball Ops: Mike Birling
 Broadcaster: Patrick Kinase
 Media Contacts: Emily Almond (ealmond@durhambulls.com)
 Andrew Green (agreen@durhambulls.com)

GWINNETT VS. DURHAM ALL-TIME

SEASON	W/L	HOME	ROAD
2009	11-11	6-5	5-6
2010	12-9	6-4	6-5
2011	10-11	4-6	6-5
2012	11-10	7-4	4-6
2013	6-15	5-6	1-9
2014	9-12	6-5	3-7
2015	12-9	6-4	6-5
2016	9-13	4-5	5-8
2017	8-14	3-8	5-6
2018	11-11	6-4	5-7
2019	13-14	6-6	7-8
TOTAL:	112-129	59-57	53-72

GWN Sweeps7x, last: 4/14-16, 2017 (3G)
 DUR Sweeps12x, last: 7/2-3, 2018 (2G)
 Overall Streak..... Won 1 (Since 9/2/19)
 Home Streak..... Won 1 (Since 7/30/19)
 Road Streak..... Won 1 (Since 9/2/19)

POSTSEASON MEETINGS

Never faced



INDIANAPOLIS INDIANS

MLB Affiliation.....Pittsburgh Pirates (Since 2005)
 Address 501 West Maryland Street, Indianapolis, IN 46225
 Phone 317-269-3542
 Website / Twitter.....indyindians.com / @IndyIndians
 Years in Triple-A.....1946-
 League Titles (2 in IL).....1963, 2000
 2019 Record.....66-74, T-2nd in IL West Division (15.0 GB)

VICTORY FIELD

Opened..... 1996
 Capacity..... 13,750
 2019 Attendance 586,860 (8,383 average)
 Dimensions..... 320 (LF), 402 (CF), 320 (RF)

GWINNETT VS. INDIANAPOLIS IN 2021

Home (0G)..... Will not meet
 Road (0G)..... Will not meet

INDIANS COACHING STAFF

Manager: Brian Esposito 3rd Season (139-141)
 Pitching Coach: Joel Hanrahan 1st Season
 Hitting Coach: Jon Nunnally 1st Season
 Coach: Gustavo Omana 1st Season
 Athletic Trainer: Justin Ahrens 1st Season
 Strength Coach: Alan Burr 4th Season

INDIANS FRONT OFFICE STAFF

President/GM: Randy Lewandowski
 Broadcasters: Howard Kellman, Andrew Kappes, Cheyne Reiter
 Media Contacts: Cheyne Reiter (creiter@indyindians.com)
 Anna Kayser (akayser@indyindians.com)

GWINNETT VS. INDIANAPOLIS ALL-TIME

SEASON	W/L	HOME	ROAD
2009	6-2	3-1	3-1
2010	4-4	2-2	2-2
2011	4-4	2-2	2-2
2012	2-6	0-4	2-2
2013	3-5	3-1	0-4
2014	3-5	2-2	1-3
2015	4-4	3-1	1-3
2016	5-5	4-3	1-2
2017	4-6	3-4	1-2
2018	8-3	3-1	5-2
2019	8-1	6-0	2-1
TOTAL:	51-45	31-21	20-24

GWN Sweeps.....3x, last: 6/28-30, 2019 (3G)
 IND Sweeps.....2x, last: 4/27-30, 2013 (4G)
 Overall Streak.....Won 5 (Since 6/1/19)
 Home Streak.....Won 6 (Since 4/23/19)
 Road Streak.....Won 2 (Since 6/1/19)

POSTSEASON MEETINGS

Never faced



IOWA CUBS

MLB Affiliation.....Chicago Cubs (Since 1981)
 Address One Line Drive, Des Moines, IA 50309
 Phone 515-243-6111
 Website / Twitter.....iowacubs.com / @IowaCubs
 Years in Triple-A.....1969-
 League Titles (1 in PCL).....1993
 2019 Record (in PCL).....75-65, 1st in American Northern Division (6.0 GA)

PRINCIPAL PARK

Opened..... 1992
 Capacity..... 11,500
 2019 Attendance 489,178 (6,988 average)
 Dimensions..... 335 (LF), 400 (CF), 335 (RF)

GWINNETT VS. IOWA IN 2021

Home (0G)..... Will not meet
 Road (0G)..... Will not meet

CUBS COACHING STAFF

Manager: Marty Pevey 8th Season (479-513)
 Pitching Coach: Ron Villone 1st Season
 Hitting Coach: Desi Wilson 4th Season
 Athletic Trainer: Ed Halbur 5th Season
 Athletic Trainer: Toby Williams 1st Season
 Strength Coach: Dallas Lopez 1st Season

CUBS FRONT OFFICE STAFF

President/GM: Sam Bernabe
 Broadcaster: Alex Cohen
 Media Contact: Colin Connolly (colinc@iowacubs.com)

GWINNETT VS. IOWA ALL-TIME

Never faced entering 2021

GWN Sweeps..... 0
 IOW Sweeps..... 0
 Overall Streak..... N/A
 Home Streak..... N/A
 Road Streak..... N/A

POSTSEASON MEETINGS

Never faced



JACKSONVILLE JUMBO SHRIMP

MLB Affiliation.....Miami Marlins (Since 2009, Triple-A Since 2021)
 Address 301 A. Philip Randolph Blvd., Jacksonville, FL 32202
 Phone 904-358-2846
 Website / Twitter.....jaxshrimp.com / @JaxShrimp
 Years in Triple-A.....1962-68, 2021-
 League Titles (1 in IL).....1968
 2019 Record (in AA Southern League) 66-71, 3rd in South Division (15.0 GB)

121 FINANCIAL BALLPARK

Opened.....2003
 Capacity.....11,000
 2019 Attendance327,391 (4,677 average)
 Dimensions.....321 (LF), 420 (CF), 317 (RF)

GWINNETT VS. JACKSONVILLE IN 2021

Home (6G).....6/1-6 (6G)
 Road (0G).....None

JUMBO SHRIMP COACHING STAFF

Manager: Al Pedrique 1st Season (0-0)
 Pitching Coach: Jeremy Powell 1st Season
 Hitting Coach: Phil Plantier 1st Season
 Defensive Coach: Danny Black 1st Season
 Athletic Trainer: Greg Harrel 1st Season
 Strength Coach: Jon Cioffi 1st Season

JUMBO SHRIMP FRONT OFFICE STAFF

Executive VP/GM: Harold Crow
 Broadcasters: Scott Kornberg, Matt Present
 Media Contact: Scott Kornberg (scott@jaxshrimp.com)

GWINNETT VS. JACKSONVILLE ALL-TIME

Never faced entering 2021

GWN Sweeps 0
 JAX Sweeps 0
 Overall Streak..... N/A
 Home Streak..... N/A
 Road Streak..... N/A

POSTSEASON MEETINGS

Never faced



LEHIGH VALLEY IRONPIGS

MLB Affiliation.....Philadelphia Phillies (Since 2008)
 Address 1050 IronPigs Way, Allentown, PA 18109
 Phone 610-841-7447
 Website / Twitter.....ironpigsbaseball.com / @IronPigs
 Years in Triple-A.....2008-
 League Titles (0 in IL).....None
 2019 Record.....66-74, 5th in IL North Division (9.5 GB)

COCA-COLA PARK

Opened.....2008
 Capacity.....10,100
 2019 Attendance585,110 (8,358 average)
 Dimensions.....325 (LF), 400 (CF), 325 (RF)

GWINNETT VS. LEHIGH VALLEY IN 2021

Home (0G).....Will not meet
 Road (0G).....Will not meet

IRONPIGS COACHING STAFF

Manager: Gary Jones 3rd Season (150-130)
 Pitching Coach: Aaron Fultz 1st Season
 Hitting Coach: Darryl Robinson 2nd Season
 Coach: Greg Legg 2nd Season
 Athletic Trainer: Christian Bermudez 1st Season
 Strength Coach: Mike Lidge 2nd Season

IRONPIGS FRONT OFFICE STAFF

President/GM: Kurt Landes
 Broadcasters: Patrick McCarthy, Mike Ventola
 Media Contact: Mike Ventola (mventola@ironpigsbaseball.com)

GWINNETT VS. LEHIGH VALLEY ALL-TIME

SEASON	W/L	HOME	ROAD
2009	6-2	3-1	3-1
2010	6-2	2-2	4-0
2011	3-5	1-3	2-2
2012	2-6	2-2	0-4
2013	2-6	1-3	1-3
2014	2-6	0-4	2-2
2015	5-2	3-1	2-1
2016	2-5	2-2	0-3
2017	2-5	0-3	2-2
2018	1-5	0-3	1-2
2019	3-4	2-2	1-2
TOTAL:	34-48	16-26	18-22

GWN Sweeps.....1x, 8/5-8, 2010 (4G)
 LHV Sweeps.....5x, last: 6/5-7, 2018 (4G)
 Overall Streak.....Won 2 (Since 7/17/19)
 Home Streak.....Won 2 (Since 7/17/19)
 Road Streak.....Won 1 (Since 6/13/19)

POSTSEASON MEETINGS

Never faced



LOUISVILLE BATS

MLB Affiliation..... Cincinnati Reds (Since 2000)
 Address 401 East Main Street, Louisville, KY 40202
 Phone 502-212-2287
 Website / Twitter..... batsbaseball.com / @LouisvilleBats
 Years in Triple-A..... 1968-72, 1998-
 League Titles (1 in IL)..... 2001
 2019 Record..... 59-81, 4th in IL West Division (22.0 GB)

LOUISVILLE SLUGGER FIELD

Opened..... 2000
 Capacity..... 13,131
 2019 Attendance 485,356 (6,933 average)
 Dimensions..... 325 (LF), 400 (CF), 340 (RF)

GWINNETT VS. LOUISVILLE IN 2021

Home (6G)..... 5/11-16 (6G)
 Road (6G)..... 8/17-22 (6G)

BATS COACHING STAFF

Manager: Pat Kelly 2nd Season (4-6)
 Pitching Coach: Seth Etherton 1st Season
 Hitting Coach: Alex Pelaez 1st Season
 Bench Coach: Kevin Mahar 1st Season
 Athletic Trainer: Steve Gober 6th Season
 Strength Coach: Justin Bucko 1st Season

BATS FRONT OFFICE STAFF

President/COO: Vic Gregovits
 Broadcaster: Nick Curran
 Media Contact: Chris Robinson (crobinson@batsbaseball.com)

GWINNETT VS. LOUISVILLE ALL-TIME

SEASON	W/L	HOME	ROAD
2009	4-4	2-2	2-2
2010	2-5	0-3	2-2
2011	5-3	2-2	3-1
2012	4-4	3-1	1-3
2013	4-4	1-3	3-1
2014	3-5	2-2	1-3
2015	6-4	4-3	2-1
2016	3-4	1-2	2-2
2017	4-3	4-0	0-3
2018	3-3	3-0	0-3
2019	6-4	2-1	4-3
TOTAL:	44-43	24-19	20-24

GWN Sweeps 3x, last: 8/13-15, 2018 (3G)
 LOU Sweeps 4x, last: 6/1-3, 2018 (3G)
 Overall Streak..... Won 2 (Since 7/24/19)
 Home Streak..... Won 1 (Since 6/20/19)
 Road Streak..... Won 2 (Since 7/24/19)

POSTSEASON MEETINGS

Never faced



MEMPHIS REDBIRDS

MLB Affiliation..... St. Louis Cardinals (Since 1998)
 Address 198 Union Avenue, Memphis, TN 38103
 Phone 901-721-6000
 Website / Twitter..... memphisredbirds.com / @MemphisRedBirds
 Years in Triple-A..... 1998-
 League Titles (4 in PCL)..... 2000, 2009, 2017, 2018
 2019 Record (in PCL)..... 69-71, 2nd in American Northern Division (6.0 GB)

AUTOZONE PARK

Opened..... 2000
 Capacity..... 10,000
 2019 Attendance 327,756 (4,682 average)
 Dimensions..... 319 (LF), 400 (CF), 322 (RF)

GWINNETT VS. MEMPHIS IN 2021

Home (12G)..... 5/25-30 (6G), 8/31-9/5 (6G)
 Road (12G)..... 6/8-13 (6G), 7/27-8/1 (6G)

REDBIRDS COACHING STAFF

Manager: Ben Johnson 3rd Season (69-71)
 Pitching Coach: Dernier Orozco 3rd Season
 Hitting Coach: Brandon Allen 1st Season
 Athletic Trainer: Dan Martin 1st Season
 Strength Coach: Frank Witkowski 1st Season

REDBIRDS FRONT OFFICE STAFF

President/GM: Craig Unger
 Broadcasters: Evan Stockton, Justin Gallanty
 Media Contact: Evan Stockton (stocktonevan@gmail.com)

GWINNETT VS. MEMPHIS ALL-TIME

Never faced entering 2021

GWN Sweeps 0
 MEM Sweeps 0
 Overall Streak..... N/A
 Home Streak..... N/A
 Road Streak..... N/A

POSTSEASON MEETINGS

Never faced



NASHVILLE SOUNDS

MLB Affiliation..... Milwaukee Brewers (Since 2021)
Address 19 Junior Gilliam Way, Nashville, TN 37219
Phone 615-690-4487
Website / Twitter..... nashvillesounds.com / @NashvilleSounds
Years in Triple-A..... 1985-
League Titles (1 in PCL)..... 2005
2019 Record (in PCL)..... 66-72, 3rd in American Northern Division (8.0 GB)

FIRST HORIZON PARK

Opened..... 2015
Capacity..... 10,000
2019 Attendance 578,294 (8,261 average)
Dimensions..... 330 (LF), 403 (CF), 310 (RF)

GWINNETT VS. NASHVILLE IN 2021

Home (18G)..... 6/15-20 (6G), 7/6-11 (6G), 9/14-19 (6G)
Road (12G)..... 5/18-23 (6G), 8/24-29 (6G)

SOUNDS COACHING STAFF

Manager: Rick Sweet 2nd Season (77-67)
Pitching Coach: Jim Henderson 1st Season
Hitting Coach: Al LeBoeuf 2nd Season
Coach: Ned Yost IV 1st Season
Athletic Trainer: Lanning Tucker 1st Season
Strength Coach: Andrew Emmick 6th Season

SOUNDS FRONT OFFICE STAFF

VP, Operations: Doug Scopel
Broadcaster: Jeff Hem
Media Contact: Chad Seely (chads@nashvillesounds.com)

GWINNETT VS. NASHVILLE ALL-TIME

Never faced entering 2021

GWN Sweeps 0
NAS Sweeps 0
Overall Streak..... N/A
Home Streak..... N/A
Road Streak..... N/A

POSTSEASON MEETINGS

Never faced



NORFOLK TIDES

MLB Affiliation..... Baltimore Orioles (Since 2007)
Address 150 Park Avenue, Norfolk, VA 23510
Phone 757-622-2222
Website / Twitter..... norfolktides.com / @NorfolkTides
Years in Triple-A..... 1969-
League Titles (5 in IL)..... 1972, 1975, 1982-83, 1985
2019 Record..... 60-79, 4th in IL South Division (20.0 GB)

HARBOR PARK

Opened..... 1993
Capacity..... 11,856
2019 Attendance 350,086 (5,073 average)
Dimensions..... 333 (LF), 40 (CF), 318 (RF)

GWINNETT VS. NORFOLK IN 2021

Home (6G)..... 7/20-25 (6G)
Road (6G)..... 6/22-27 (6G)

TIDES COACHING STAFF

Manager: Gary Kendall 2nd Season (60-79)
Pitching Coach: Kennie Steenstra 1st Season
Hitting Coach: Tim Gibbons 1st Season
Coach: Ramon Sambo 2nd Season
Coach: Malcolm Holland 1st Season
Athletic Trainer: Chris Poole 3rd Season
Strength Coach: Trey Wiedman 1st Season

TIDES FRONT OFFICE STAFF

General Manager: Joe Gregory
Broadcaster: Pete Michaud
Media Contact: Dan Laverde (dlaverde@norfolktides.com)

GWINNETT VS. NORFOLK ALL-TIME

SEASON	W/L	HOME	ROAD
2009	11-10	5-5	6-5
2010	11-10	7-4	4-6
2011	14-7	8-3	6-4
2012	10-11	5-5	5-6
2013	7-14	4-6	3-8
2014	11-10	7-3	4-7
2015	12-10	6-6	6-4
2016	17-6	11-2	6-4
2017	13-10	6-6	7-4
2018	13-11	7-4	6-7
2019	14-9	8-6	6-3
TOTAL:	133-108	74-50	59-58

GWN Sweeps 10x, last: 6/24-25, 2019 (2G)
NOR Sweeps 7x, last: 6/25-27, 2018 (4G)
Overall Streak..... Lost 1 (Since 8/29/19)
Home Streak..... Lost 1 (Since 8/29/19)
Road Streak..... Won 2 (Since 8/21/19)

POSTSEASON MEETINGS

Never faced



OMAHA STORM CHASERS

MLB Affiliation..... Kansas City Royals (Since 1969)
 Address 12356 Ballpark Way, Papillion, NE 68046
 Phone 402-738-5100
 Website / Twitter..... omahastormchasers.com / @OMASTormChasers
 Years in Triple-A..... 1969-
 League Titles (3 in PCL)..... 2011, 2013-14
 2019 Record (in PCL)..... 59-80, 4th in American Northern Division (15.5 GB)

WERNER PARK

Opened..... 2011
 Capacity..... 9,023
 2019 Attendance 328,311 (4,690 average)
 Dimensions..... 310 (LF), 402 (CF), 315 (RF)

GWINNETT VS. OMAHA IN 2021

Home (OG)..... Will not meet
 Road (OG)..... Will not meet

STORM CHASERS COACHING STAFF

Manager: Brian Poldberg 7th Season (408-439)
 Pitching Coach: Dane Johnson 1st Season
 Hitting Coach: Brian Buchanan 3rd Season
 Athletic Trainer: James Stone 2nd Season
 Strength Coach: Yannick Plante 1st Season

STORM CHASERS FRONT OFFICE STAFF

President: Martie Cordaro
 VP/GM: Laurie Schlender
 Broadcaster: Jake Eisenberg
 Media Contact: Tony Boone (tonyb@omahastormchasers.com)

GWINNETT VS. OMAHA ALL-TIME

Never faced entering 2021

GWN Sweeps..... 0
 OMA Sweeps..... 0
 Overall Streak..... N/A
 Home Streak..... N/A
 Road Streak..... N/A

POSTSEASON MEETINGS

Never faced



ROCHESTER RED WINGS

MLB Affiliation..... Washington Nationals (Since 2021)
 Address One Morrie Silver Way, Rochester, NY 14608
 Phone 585-454-1001
 Website / Twitter..... redwingsbaseball.com / @RocRedWings
 Years in Triple-A..... 1885-89, 1891-92, 1895-
 League Titles (10 in IL)..... 1939, 1952, 1955-56, 1964, 1971, 1974, 1988, 1990, 1997
 2019 Record..... 70-70, 4th in IL North Division (5.5 GB)

FRONTIER FIELD

Opened..... 1997
 Capacity..... 10,840
 2019 Attendance 451,853 (6,455 average)
 Dimensions..... 335 (LF), 402 (CF), 325 (RF)

GWINNETT VS. ROCHESTER IN 2021

Home (OG)..... Will not meet
 Road (OG)..... Will not meet

RED WINGS COACHING STAFF

Manager: Matthew LeCroy 1st Season (0-0)
 Pitching Coach: Michael Tejera 1st Season
 Hitting Coach: Brian Daubach 1st Season
 Athletic Trainer: Eric Montague 1st Season
 Strength Coach: Mike Warren 1st Season

RED WINGS FRONT OFFICE STAFF

President & CEO: Naomi Silver
 General Manager: Dan Mason
 Broadcaster: Josh Whetzel
 Media Contact: Nate Rowan (nrowan@redwingsbaseball.com)

GWINNETT VS. ROCHESTER ALL-TIME

SEASON	W/L	HOME	ROAD
2009	5-3	2-2	3-1
2010	5-3	4-0	1-3
2011	4-4	2-2	2-2
2012	5-3	3-1	2-2
2013	1-7	1-3	0-4
2014	3-5	2-2	1-3
2015	5-3	3-1	2-2
2016	2-5	1-2	1-3
2017	3-3	2-1	1-2
2018	2-5	0-4	2-1
2019	4-2	3-0	1-2
TOTAL:	39-43	23-18	16-25

GWN Sweeps..... 2x, last: 7/19-21, 2019 (3G)
 ROC Sweeps..... 2x, last: 4/12-14, 2018 (3G)
 Overall Streak..... Lost 1 (Since 8/8/19)
 Home Streak..... Won 3 (Since 7/19/19)
 Road Streak..... Lost 1 (Since 8/8/19)

POSTSEASON MEETINGS

Never faced



SCRANTON/WB RAILRIDERS

MLB Affiliation..... New York Yankees (Since 2007)
 Address 235 Montage Mountain Road, Moosic, PA 18507
 Phone 570-969-2255
 Website / Twitter..... swbrailriders.com / @SWBRailRiders
 Years in Triple-A..... 1989-
 League Titles (2 in IL)..... 2008, 2016
 2019 Record..... 76-65, 1st in IL North Division (1.0 GA)

PNC FIELD

Opened..... 1989 (Renovated 2013)
 Capacity..... 10,000
 2019 Attendance 414,891 (5,843 average)
 Dimensions..... 326 (LF), 408 (CF), 330 (RF)

GWINNETT VS. SCRANTON IN 2021

Home (OG)..... Will not meet
 Road (OG)..... Will not meet

RAILRIDERS COACHING STAFF

Manager: Doug Davis 1st Season (0-0)
 Pitching Coach: Dustin Glant 1st Season
 Hitting Coach: Casey Dykes 1st Season
 Defensive Coach: Raul Dominguez 1st Season
 Athletic Trainer: Darren London 14th Season
 Strength Coach: Larry Adegoke 1st Season

RAILRIDERS FRONT OFFICE STAFF

President: John Adams
 General Manager: Katie Beekman
 Broadcasters: Adam Marco, Joe Vasile
 Media Contact: Adam Marco (amarco@swbrailriders.com)

GWINNETT VS. SCRANTON ALL-TIME

SEASON	W/L	HOME	ROAD
2009	3-5	1-3	2-2
2010	5-3	2-2	3-1
2011	5-3	2-2	3-1
2012	1-7	1-3	0-4
2013	2-6	0-4	2-2
2014	2-6	0-4	2-2
2015	4-2	2-1	2-1
2016	1-6	0-4	1-2
2017	2-4	0-3	2-1
2018	4-2	3-0	1-2
2019	4-2	2-1	2-1
TOTAL:	33-46	13-27	20-19

GWN Sweeps 1x, 4/16-18, 2018 (3G)
 SWB Sweeps..... 5x, last: 8/7-9, 2017 (3G)
 Overall Streak..... Lost 1 (Since 8/18/19)
 Home Streak..... Lost 1 (Since 8/18/19)
 Road Streak..... Won 1 (Since 8/11/19)

POSTSEASON MEETINGS

2009 Semifinals SWB won, 3-1
 2016 Finals SWB won, 3-1



ST. PAUL SAINTS

MLB Affiliation..... Minnesota Twins (Since 2021)
 Address 360 Broadway Street, St. Paul, MN 55101
 Phone 651-644-3517
 Website / Twitter..... saintsbaseball.com / @StPaulSaints
 Years in Triple-A..... 2021-
 League Titles (0)..... None
 2019 Record..... Not Affiliated in MiLB

CHS FIELD

Opened..... 2015
 Capacity..... 7,210
 2019 Attendance 394,970
 Dimensions..... 330 (LF), 401 (CF), 320 (RF)

GWINNETT VS. ST. PAUL IN 2021

Home (OG)..... Will not meet
 Road (OG)..... Will not meet

SAINTS COACHING STAFF

Manager: Toby Gardenhire 1st Season (0-0)
 Pitching Coach: Mike McCarthy 1st Season
 Pitching Coach: Cibney Bello 1st Season
 Hitting Coach: Matt Borgschulte 1st Season
 Infield Coach: Tyler Smarslok 1st Season
 Athletic Trainer: Jason Kirkman 1st Season
 Strength Coach: Jacob Dean 1st Season

SAINTS FRONT OFFICE STAFF

President: Mike Veech
 Executive VP/GM: Derek Sharrer
 Broadcaster: Sean Aronson
 Media Contact: Sean Aronson (saronson@saintsbaseball.com)

GWINNETT VS. ST. PAUL ALL-TIME

Never faced entering 2021

GWN Sweeps 0
 STP Sweeps..... 0
 Overall Streak..... N/A
 Home Streak..... N/A
 Road Streak..... N/A

POSTSEASON MEETINGS

Never faced



SYRACUSE METS

MLB Affiliation..... New York Mets (Since 2019)
Address One Tex Simone Drive, Syracuse, NY 13208
Phone 315-474-7833
Website / Twitter..... syracusemets.com / @SyracuseMets
Years in Triple-A..... 1885-89, 1891-92, 1894-1901, 1918, 1920-27, 1934-55, 1961-
League Titles (8 in IL)..... 1935, 1942-43, 1947, 1954, 1969-70, 1976
2019 Record..... 75-66, 2nd in IL North Division (1.0 GB)

NBT BANK STADIUM

Opened..... 1997
Capacity..... 11,071
2019 Attendance 327,478 (4,678 average)
Dimensions..... 330 (LF), 400 (CF), 330 (RF)

GWINNETT VS. SYRACUSE IN 2021

Home (OG)..... Will not meet
Road (OG)..... Will not meet

METS COACHING STAFF

Manager: Chad Kreuter 1st Season (0-0)
Pitching Coach: Mike Cather 1st Season
Hitting Coach: Joel Chimelis 2nd Season
Coach: Luis Rivera 1st Season
Athletic Trainer: Hiroto Kawamura 1st Season
Strength Coach: Tanner Miracle 1st Season

METS FRONT OFFICE STAFF

General Manager: Jason Smorol
Broadcaster: Michael Tricarico
Media Contact: Michael Tricarico (mtricarico@syracusemets.com)

GWINNETT VS. SYRACUSE ALL-TIME

SEASON	W/L	HOME	ROAD
2009	5-3	3-1	2-2
2010	3-5	2-2	1-3
2011	4-4	2-2	2-2
2012	2-6	2-2	0-4
2013	6-2	3-1	3-1
2014	3-4	1-3	2-1
2015	2-6	1-3	1-3
2016	1-5	0-3	1-2
2017	5-2	4-0	1-2
2018	3-3	2-1	1-2
2019	3-3	2-1	1-2
TOTAL:	37-43	22-19	15-24

GWN Sweeps 1x, 5/26-29, 2017 (4G)
SYR Sweeps 2x, last: 5/27-29, 2016 (3G)
Overall Streak..... Won 2 (Since 6/22/19)
Home Streak..... Won 2 (Since 6/22/19)
Road Streak..... Lost 2 (Since 6/15/19)

POSTSEASON MEETINGS

Never faced



TOLEDO MUD HENS

MLB Affiliation..... Detroit Tigers (Since 1987)
Address 406 Washington Street, Toledo, OH 43604
Phone 419-725-4367
Website / Twitter..... mudhens.com / @MudHens
Years in Triple-A..... 1889, 1965-
League Titles (3 in IL)..... 1967, 2005-06
2019 Record..... 66-74, T-2nd in IL West Division (15.0 GB)

FIFTH THIRD FIELD

Opened..... 2002
Capacity..... 10,300
2019 Attendance 481,496 (6,878 average)
Dimensions..... 320 (LF), 412 (CF), 315 (RF)

GWINNETT VS. TOLEDO IN 2021

Home (OG)..... Will not meet
Road (OG)..... Will not meet

MUD HENS COACHING STAFF

Manager: Tom Prince 1st Season (0-0)
Pitching Coach: Doug Bochler 1st Season
Hitting Coach: Mike Hessman 2nd Season
Coach: C.J. Wamsley 1st Season
Athletic Trainer: Jason Schwartzman 1st Season
Strength Coach: Dan Morrison 1st Season

MUD HENS FRONT OFFICE STAFF

President/CEO: Joe Napoli
Exec. VP/GM: Erik Ibsen
Broadcaster: Jim Weber
Media Contact: Andi Roman (aroman@mudhens.com)

GWINNETT VS. TOLEDO ALL-TIME

SEASON	W/L	HOME	ROAD
2009	5-3	4-0	1-3
2010	6-2	2-2	4-0
2011	5-3	1-3	4-0
2012	7-1	3-1	4-0
2013	6-2	4-0	2-2
2014	5-3	2-2	3-1
2015	5-4	3-1	2-3
2016	5-4	1-2	4-2
2017	7-4	3-1	4-3
2018	2-4	1-2	1-2
2019	4-2	2-1	2-1
TOTAL:	57-32	26-15	31-17

GWN Sweeps 7x, last: 6/13-15, 2017 (3G)
TOL Sweeps None
Overall Streak..... Won 2 (Since 5/29/19)
Home Streak..... Lost 1 (Since 4/28/19)
Road Streak..... Won 2 (Since 5/29/19)

POSTSEASON MEETINGS

Never faced



WORCESTER RED SOX

MLB Affiliation..... Boston Red Sox (Since 1970)
 Address 100 Madison St., Worcester, MA 01610
 Phone 508-500-8888
 Website / Twitter..... woosox.com / @WooSox
 Years in Triple-A..... 1973-
 League Titles (4 in IL)..... 1973, 1984, 2012, 2014
 2019 Record (as Pawtucket)..... 59-81, 6th in IL North Division (16.5 GB)

POLAR PARK

Opened..... 2021
 Capacity..... 9,508
 2019 Attendance (in Pawtucket)..... 331,017 (4,728 average)
 Dimensions..... 330 (LF), 403 (CF), 320 (RF)

GWINNETT VS. WORCESTER IN 2021

Home (0G)..... Will not meet
 Road (0G)..... Will not meet

RED SOX COACHING STAFF

Manager: Billy McMillon 2nd Season (59-81)
 Pitching Coach: Paul Abbott 1st Season
 Hitting Coach: Rich Gedman 6th Season
 Coach: Bruce Crabbe 7th Season
 Coach: Michael Montville 1st Season
 Athletic Trainer: David Herrera 2nd Season
 Strength Coach: Ben Chadwick 1st Season

RED SOX FRONT OFFICE STAFF

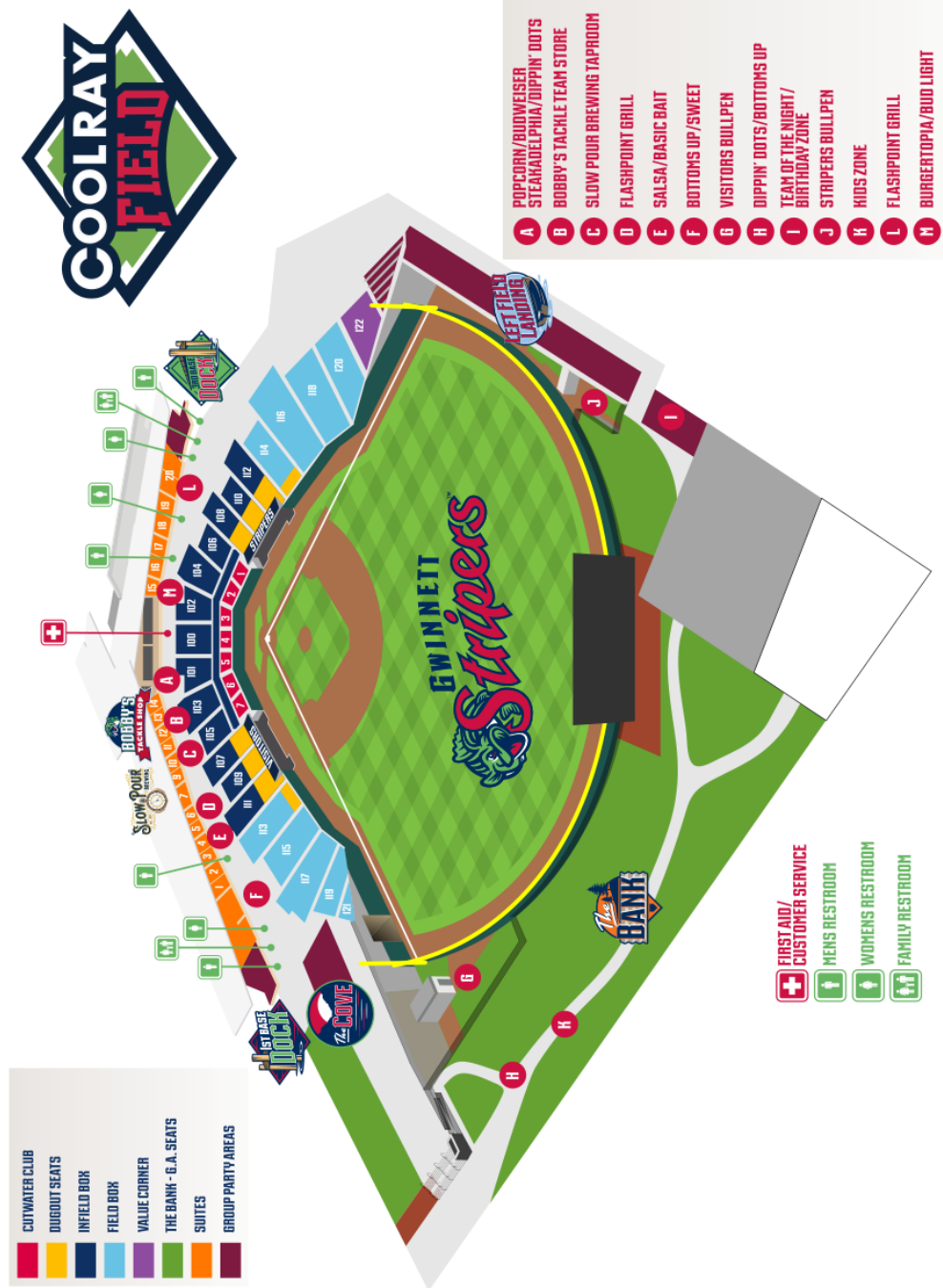
Chairman: Larry Lucchino
 Vice Chairman: Mike Tamburro
 President: Dr. Charles Steinberg
 Broadcasters: Josh Maurer, Jim Cain
 Media Contact: Bill Wanless (bwanless@woosox.com)

GWINNETT VS. WORCESTER ALL-TIME

SEASON	W/L	HOME	ROAD
2009	6-2	4-0	2-2
2010	4-4	3-1	1-3
2011	4-4	1-3	3-1
2012	2-6	0-4	2-2
2013	2-6	0-4	2-2
2014	3-5	1-3	2-2
2015	2-4	1-2	1-2
2016	2-3	1-1	1-2
2017	4-2	3-0	1-2
2018	3-3	3-0	0-3
2019	5-1	3-0	2-1
TOTAL:	37-40	20-18	17-22
GWN Sweeps 4x, last: 5/10-12, 2019 (3G)			
WOR Sweeps 3x, last: 4/20-22, 2018 (3G)			
Overall Streak..... Lost 1 (Since 5/19/19)			
Home Streak..... Won 9 (Since 4/21/17)			
Road Streak..... Lost 1 (Since 5/19/19)			

POSTSEASON MEETINGS

Never faced



THE STRIPERS CONGRATULATE
FORMER GWINNETT FIRST BASEMAN

FREDDIE FREEMAN



2020

MOST VALUABLE PLAYER

GWINNETT STRIPPERS

2021 SCHEDULE

MAY

S	M	T	W	T	F	S
						1
2	3	4	5	6	7	8
		CLT 7:04	CLT 7:04	CLT 7:04	CLT 7:04	CLT 7:04
9	10	11	12	13	14	15
CLT 2:05		LOU 7:05	LOU 7:05	LOU 7:05	LOU 7:05	LOU 6:05
16	17	18	19	20	21	22
LOU 1:05		NAS 7:35	NAS 7:35	NAS 7:35	NAS 7:35	NAS 7:35
23	24	25	26	27	28	29
NAS 3:05		MEM 7:05	MEM 7:05	MEM 7:05	MEM 7:05	MEM 6:05
30	31					
MEM 1:05						

JUNE

S	M	T	W	T	F	S
		1	2	3	4	5
		JAX 7:05	JAX 7:05	JAX 7:05	JAX 7:05	JAX 6:05
6	7	8	9	10	11	12
JAX 1:05		MEM 8:10	MEM 8:10	MEM 8:10	MEM 8:10	MEM 7:35
13	14	15	16	17	18	19
MEM 3:05		NAS 7:05	NAS 7:05	NAS 7:05	NAS 7:05	NAS 6:05
20	21	22	23	24	25	26
NAS 1:05		NOR 7:05	NOR 7:05	NOR 7:05	NOR 7:05	NOR 7:05
27	28	29	30			
NOR 1:05		DUR 6:35	DUR 6:35			

JULY

S	M	T	W	T	F	S
				1	2	3
				DUR 6:35	DUR 6:35	DUR 6:35
4	5	6	7	8	9	10
DUR 6:05		NAS 7:05	NAS 7:05	NAS 7:05	NAS 7:05	NAS 6:05
11	12	13	14	15	16	17
NAS 1:05		CLT 7:04	CLT 7:04	CLT 7:04	CLT 7:04	CLT 7:04
18	19	20	21	22	23	24
CLT 5:05		NOR 7:05	NOR 12:05	NOR 7:05	NOR 7:05	NOR 6:05
25	26	27	28	29	30	31
NOR 1:05		MEM 8:10	MEM 8:10	MEM 8:10	MEM 8:10	MEM 8:10

AUGUST

S	M	T	W	T	F	S
1	2	3	4	5	6	7
MEM 3:05		CLT 7:05	CLT 7:05	CLT 7:05	CLT 7:05	CLT 6:05
8	9	10	11	12	13	14
CLT 1:05		DUR 7:05	DUR 7:05	DUR 7:05	DUR 7:05	DUR 6:05
15	16	17	18	19	20	21
DUR 1:05		LOU 6:30	LOU 6:30	LOU 6:30	LOU 7:00	LOU 7:00
22	23	24	25	26	27	28
LOU 1:00		NAS 8:05	NAS 8:05	NAS 8:05	NAS 8:05	NAS 8:05
29	30	31				
NAS 7:15		MEM 7:05				

SEPTEMBER

S	M	T	W	T	F	S
			1	2	3	4
			MEM 7:05	MEM 7:05	MEM 7:05	MEM 6:05
5	6	7	8	9	10	11
MEM 1:05		COL 6:15	COL 6:15	COL 6:15	COL 7:05	COL 7:05
12	13	14	15	16	17	18
COL 4:05		NAS 7:05	NAS 7:05	NAS 7:05	NAS 7:05	NAS 6:05
19	20	21	22	23	24	25
NAS 1:05						
26	27	28	29	30		

gwin WITH US



HOME GAME

AWAY GAME

CLT CHARLOTTE KNIGHTS (CVS)

COL COLUMBUS CLIPPERS (CLE)

DUR DURHAM BULLS (TB)

JAX JACKSONVILLE JUMBO SHRIMP (MIA)

LOU LOUISVILLE BATS (CIN)

MEM MEMPHIS REDBIRDS (STL)

NAS NASHVILLE SOUNDS (MIL)

NOR NORFOLK TIDES (BAL)

ALL GAMES IN EASTERN TIME (EST) AND PM