



NORFOLK TIDES



150 Park Avenue | Norfolk, VA 23510
Phone: (757) 622-2222 | Fax: 757-624-9090
Twitter: @NorfolkTides | www.NorfolkTides.com
Triple-A Affiliate of the Baltimore Orioles (Since 2007)

TABLE OF CONTENTS

ORGANIZATION

| | |
|-----------------------------------|------|
| Staff Directory | 2 |
| Broadcasters..... | 3 |
| Dave Rosenfield..... | 4 |
| Harbor Park | 5 |
| Media Information | 6 |
| Orioles Minor League Staffs | 6 |
| Manager Gary Kendall..... | 8 |
| Coaching Staff | 9-12 |

PLAYERS

| | |
|--------------------------|-------|
| Player Biographies | 14-98 |
|--------------------------|-------|

INTERNATIONAL LEAGUE


| | |
|---|---------|
| International League | 99 |
| International League Umpires..... | 100 |
| International League Hall of Fame | 101 |
| International League Opponents | 102-114 |

2018 SEASON IN REVIEW

| | |
|--|---------|
| International League Standings and Leaders | 116-117 |
| Norfolk Tides Statistics..... | 118-119 |
| Norfolk Tides Transactions | 120 |
| Norfolk Tides Day-By-Day..... | 121 |

TIDES HISTORY

| | |
|---|---------|
| History of Baseball in Norfolk..... | 123 |
| Year-By-Year Records | 124 |
| All-Time Roster..... | 125-128 |
| Players to Play for Tides and Orioles | 129 |
| Year-By-Year Statistics | 130-131 |
| Exhibition Game Results | 131 |
| All-Harbor Park Team (25-Years)..... | 131 |
| Franchise Single Season Records | 132-133 |
| Franchise Career Records..... | 134-135 |
| Records as Orioles Affiliate..... | 136 |
| The Last Time It Happened | 137 |
| Single-Game Records | 138-139 |
| Governors' Cup History | 139 |
| Managerial Records | 140 |
| Tides to Win MLB Awards | 141 |
| Opening Day Lineups | 142-143 |
| Tides Award Winners | 143 |
| MLB Records by Former Tides | 144-146 |
| Former Tides in the Postseason | 146 |
| Orioles Awards Since 2007 | 147 |
| Tidewater Shrine | 148 |



MEDIA GUIDE ACKNOWLEDGMENTS

The 2019 Norfolk Tides Media Guide was compiled and edited by Ian Locke and Dan Laverde. Information for the media guide was gathered through March 20, 2019. Research with early Tides statistics was provided by the late George McClelland. Statistical assistance was provided by the Baltimore Orioles, MLB Advanced Media, Elias Sports Bureau, The Virginian-Pilot, International League teams and the International League office. The 2019 Norfolk Tides Media Guide was printed by Liskey Printing in Norfolk, VA.

TIDES EXECUTIVES



KEN YOUNG

KEN YOUNG has been the President of the Norfolk Tides since 1993, the year the team moved into Harbor Park. The previous year, Young put together an investor group to purchase the Tides from the New York Mets. Since taking over day-to-day control of the Tides, the club has experienced unprecedented success, averaging approximately 425,000 fans per year.

Young has been in the recreational food business for more than 30 years since graduating from Penn State University in 1972. Young has been involved in numerous Major League stadiums, arenas, and international events, and has worked in such exciting events as the Super Bowl, the World Series and the Olympics.

In the fall of 2006 Young headed an ownership group which purchased the Bowie Baysox and Frederick Keys, both of which are Maryland-based Orioles affiliates. Young also serves as the President for the Triple-A Albuquerque Isotopes and the Double-A Biloxi Shuckers.

Young is also on the Board of Trustees of Minor League Baseball, and heads up the licensing operations for college football's Outback Bowl in Tampa, FL. After the 2009 season, he was named as *Baseball America's* Minor League Executive of the Year.

JOE GREGORY was named the General Manager of the Tides on October 4, 2011. He also served as the Vice President of the Norfolk Admirals Hockey Club from the 2008-2009 season through 2016.

Gregory came to Norfolk after serving as the General Manager of the Youngstown SteelHounds of the Central Hockey League from 2006-2008. In that capacity, Gregory ran the day-to-day operations of the SteelHounds. During Gregory's tenure in Youngstown, the season ticket base increased by 70 percent and he negotiated the team's first NHL affiliation.



JOE GREGORY

Gregory graduated from Youngstown State University in 2001 with a Bachelor of Science Degree in Business Administration. Upon graduation, Gregory worked as both the Coordinator of Tournament Operations and the Coordinator of Sales and Marketing at the Giant Eagle LPGA Classic in Vienna, Ohio. He had been working at the tournament as an operations assistant prior to that since high school. After his time with the LPGA, Gregory became the Director of Business Development for the Mahoning Valley Scrappers, a Short-Season Class-A baseball affiliate of the Cleveland Indians. There, he oversaw all sponsorship and advertising sales and cultivated community relationships.

TIDES FRONT OFFICE STAFF

BOARD OF DIRECTORS

| | |
|---|-------------------|
| President | Ken Young |
| Vice President, Secretary/Treasurer | J. Emmett Hammond |
| Director | Al Abiouness |
| Director | John Canning |
| Director | Frank Doczi |
| Director | Mark Garcea |

EXECUTIVE MANAGEMENT

| | |
|-----------------------|-------------|
| General Manager | Joe Gregory |
|-----------------------|-------------|

COMMUNICATIONS

| | |
|----------------------------------|------------------|
| Director, Communications | Ian Locke |
| Media Relations Assistant | Dan Laverde |
| Radio Broadcaster | Pete Michaud |
| Radio Broadcaster | Jeff McCarragher |
| Director, Video Operations | Jody Cox |

SALES AND PROMOTIONS

| | |
|--|------------------|
| Director, Sales and Fan Experience | Mike Watkins |
| Director, Marketing and Promotions | Jonathan Mensink |
| Corporate Sales Account Executive | Josh Stamp |

GROUP SALES

| | |
|----------------------------------|---------------------|
| Director, Ticket Sales | John Muszkewycz |
| Director, Premium Sales | Stephanie Hierstein |
| Group Sales Representative | Symone McCollum |
| Group Sales Representative | Tee Austin |

COMMUNITY RELATIONS

| | |
|-------------------------------------|-----------------|
| Director, Community Relations | John Rogerson |
| Community Relations Assistant | Laurel Zarcilla |

OPERATIONS

| | |
|--|----------------|
| Director, Operations | Mike Zeman |
| Assistant Director of Stadium Operations | Mike Cardwell |
| Stadium Operations Assistant | Casey Engel |
| Stadium Operations Assistant | Austin Doherty |

TICKET OPERATIONS

| | |
|---|-----------------|
| Director, Ticket Operations | Sze Fong |
| Assistant Director, Ticket Operations | Casey O'Donovan |
| Box Office Assistant | Ally Chism |

BUSINESS/ACCOUNTING

| | |
|------------------------|-------------|
| Business Manager | Dawn Coutts |
|------------------------|-------------|

MERCHANDISE

| | |
|-----------------------------|-------------------|
| Director, Merchandise | Ann Marie Piddisi |
| Merchandise Assistant | Delmar Gibbs |

OFFICE MANAGEMENT

| | |
|--------------------------------|--------------|
| Administrative Assistant | Lisa Blocker |
|--------------------------------|--------------|

GROUNDSCREW

| | |
|-------------------------------|---------------|
| Head Groundskeeper | Kenny Magner |
| Assistant Groundskeeper | Justin Hall |
| Groundscrew Intern | Cole Hamilton |

CLUBHOUSE MANAGEMENT

| | |
|----------------------------------|----------------|
| Home Clubhouse Manager | Adam Sehlmeier |
| Visiting Clubhouse Manager | Jack Brenner |

SPECTRA OFFICE STAFF

| | |
|-----------------------|----------------|
| General Manager | Scott Lorow |
| Executive Chef | Steve Gillette |

GAMEDAY PRESS LEVEL STAFF

| | |
|--------------------------------|----------------|
| Public Address Announcer | Jack Ankerson |
| Official Scorer | Mike Holtzclaw |
| Official Scorer | Jim Hodges |
| MLB Stringer | Joe Reisel |
| MLB Stringer | Dave Litzinger |

MEDICAL STAFF

| | |
|----------------------|-------------------|
| Team Physician | Dr. Tom Markham |
| Team Physician | Dr. John Schaffer |
| Team Physician | Dr. David Woods |

TIDES ON THE RADIO



PETE MICHAUD

The 2019 season is the 13th for **PETE MICHAUD** as a broadcaster for the Tides on ESPN Radio 94.1. Previously, he's had stints as the play-by-play voice of the Springfield Cardinals of the Midwest League (1992-93), the Vero Beach Dodgers of the Florida State League (1995-96) and the Iowa Cubs of the PCL (1998).

Michaud was the longtime voice of the Norfolk Admirals hockey team, spending over 22 years with the organization - including all 15 of their seasons in the American Hockey League.

Additionally, Pete's resume includes five seasons of play-by-play work as the broadcaster for the Old Dominion University Monarchs men's and women's basketball programs - including NCAA and NIT tournament games - and 10 years of area high school football play-by-play. He has previously worked in local radio at WFOS, WLTY, WNIS and WTAR, while also serving as a weekend sports anchor for WAVY-TV 10 and WVEC-TV 13.

Michaud has been honored three times by the Chesapeake Athletic Club as Hampton Roads' Most Outstanding Sports Broadcaster, taking home the honor in 2009, 2012 and 2015. In 2009, he was selected by the Norfolk Sports Club for the prestigious Abe Goldblatt Award for Outstanding Local Sports Coverage. In 2012, he was the recipient of the James H. Ellery Memorial Award, an honor presented annually by the American Hockey League in recognition of outstanding media coverage. Michaud was also selected to broadcast the 2015 Triple-A All-Star Game, and he broadcasted games on the Orioles Radio Network during the 2017 season.

When not on the air, Pete is an avid golfer and has worked for many years as a local baseball umpire with the Eastern Officials Association. Michaud is an honor graduate of Indian River High School in Chesapeake and Old Dominion University in Norfolk. He resides in Chesapeake. You can follow Pete for Tides updates on Twitter at @TidesRadioVoice.

JEFF McCARRAGHER rejoined the Tides in 2017 after calling Tides games from 2002-2005.

A graduate of the University of Kansas, McCarragher previously served as the voice of the College of Charleston Cougars, where he was named the South Carolina Sportscaster of the Year in 2014. He's worked extensively as a broadcaster for the American Sports Network, and his resume includes a stint as host of the Kansas City Royals pregame show for 610 Sports Radio in Kansas City, MO. He's also worked for KTKA in Topeka, KS, where he covered the Kansas City Chiefs, Kansas City Royals, University of Kansas and Kansas State University.

McCarragher began his broadcasting career for UNC-Greensboro from 1999-2003, and he called games for the Class-A Greensboro Bats of the South Atlantic League from 1998-2002.




JEFF MCCARRAGHER

FORMER TIDES BROADCASTERS WHO HAVE GONE ON TO BECOME FULL-TIME BROADCASTERS IN THE FOUR MAJOR AMERICAN SPORTS

Marty Brennaman - Cincinnati Reds
Pete Van Wieren - Atlanta Braves
Larry Matson - New Orleans Saints
Bob Rathbun - Atlanta Hawks, Atlanta Braves, Detroit Tigers
Charlie Slows - NY Mets, Baltimore Orioles, Tampa Bay Rays, Washington Nationals
Rob Evans - Montreal Expos
David Glass - San Francisco Giants
Ken Levine - Baltimore Orioles, Seattle Mariners, San Diego Padres, LA Dodgers
Bob Socci - New England Patriots

ALL-TIME TIDES RADIO BROADCASTERS

| | | |
|----------------------|-----------------------|-------------------|
| 1969 Bud Kaatz | 1994 Rob Evans | 2008 Bob Socci |
| 1970 Bud Kaatz | Jack Ankerson | Pete Michaud |
| 1971 Marty Brennaman | 1995 Rob Evans | 2009 Bob Socci |
| 1972 Marty Brennaman | Jack Ankerson | Pete Michaud |
| 1973 Marty Brennaman | 1996 Rob Evans | 2010 Bob Socci |
| 1974 Pete Van Wieren | Jack Ankerson | Pete Michaud |
| 1975 Pete Van Wieren | 1997 Rob Evans | Tony Mercurio |
| 1976 Larry Matson | Jack Ankerson | 2011 Bob Socci |
| 1977 Tony Mercurio | 1998 Rob Evans | Pete Michaud |
| 1978 Bill Bishop | Jack Ankerson | Tony Mercurio |
| 1979 Bill Bishop | John Castleberry | 2012 Pete Michaud |
| 1980 Bob Rathbun | 1999 Rob Evans | Tony Mercurio |
| 1981 Bob Rathbun | John Castleberry | 2013 Pete Michaud |
| 1982 Bob Rathbun | 2000 Rob Evans | Dave Rosenfield |
| 1983 Bob Rathbun | John Castleberry | 2014 Pete Michaud |
| 1984 Bob Rathbun | 2001 Rob Evans | Dave Rosenfield |
| 1985 Bob Rathbun | John Castleberry | Danny Angel |
| 1986 Charlie Slows | 2002 Jeff McCarragher | 2015 Pete Michaud |
| 1987 Rob Evans | John Castleberry | Dave Rosenfield |
| 1988 Tony Mercurio | 2003 Jeff McCarragher | 2016 Pete Michaud |
| 1989 David Glass | John Castleberry | Dave Rosenfield |
| Ken Levine | 2004 Jeff McCarragher | 2017 Pete Michaud |
| 1990 David Glass | John Castleberry | Jeff McCarragher |
| Jay Colley | 2005 Jeff McCarragher | 2018 Pete Michaud |
| Bob Rathbun | John Castleberry | Jeff McCarragher |
| 1991 Charlie Slows | 2006 Bob Socci | 2019 Pete Michaud |
| 1992 Charlie Slows | John Castleberry | Jeff McCarragher |
| 1993 Rob Evans | 2007 Bob Socci | |
| Jack Ankerson | Pete Michaud | |



Tides broadcaster **PETE MICHAUD** called three games on the Orioles Radio Network during the 2017 season.



To honor the 55 years that Dave Rosenfield spent with the Tides, the number 55 was retired in 2017. It is the only Tides number that has been retired.

Minor League Baseball lost an icon in the industry when longtime Tides General Manager Dave Rosenfield passed away on February 28, 2017 at the age of 87 years old.

Rosenfield first joined the Tides in 1962, and he served as the General Manager of the ballclub from 1963-2011. Under his guidance, the Tides joined the Triple-A International League in 1969 before moving into Met Park in 1970, a ballpark that saw the Tides capture five league championships. Rosenfield then helped usher in a new era of Tides baseball in 1993, as the team moved into Harbor Park in downtown Norfolk – a ballpark that routinely drew over half a million fans a season. After concluding his 48-year run as General Manager in 2011, Rosenfield was named the Executive Vice President and Senior Advisor to the President, and he continued his work in the Tides front office until his passing.



Dave Rosenfield pictured at his desk in 2009. (The Virginian-Pilot)



Dave Rosenfield was named King of Baseball during the 2004 Winter Meetings. (Minor League Baseball)

A four-time International League Executive of the Year, Rosenfield is a member of three Halls of Fame. He was an inaugural member of the Hampton Roads Sports Hall of Fame in 2008, and he was inducted into the International League Hall of Fame that same season – the first Tide to ever receive the honor. He was also inducted into the Virginia Sports Hall of Fame in 2016.

Rosenfield was named the “King of Baseball” at the Baseball Winter Meetings in Anaheim, CA in December, 2004. The “King of Baseball” is a long-standing tradition in which Minor League Baseball salutes a veteran from the world of professional baseball for long-time dedication and service to the game.

In addition to his work with the Tides, Rosenfield had a wide-ranging presence in the Norfolk area’s pro sports scene. He served as the General Manager of the Norfolk Neptunes (Continental Football League), was the interim GM of the Virginia Squires (American Basketball Association), and served as the GM of the Tidewater Sharks hockey club.



Dave Rosenfield and “The Clown Prince of Baseball” Max Patkin at Metropolitan Park.



Dave Rosenfield and Tides Manager Davey Johnson in 1983. (Dennis Finley, The Virginian-Pilot)

HARBOR PARK



HARBOR PARK, with its outstanding view and sound design, was opened in 1993. The ballpark is located in downtown Norfolk on the Elizabeth River, and the Tides christened their new home on 4/14/93 with a 2-0 victory against the Ottawa Lynx.

Talks of a new stadium for the Tides began during the 1990 season. Several sites were discussed, and the area known as "Bessie's Place" in downtown Norfolk was selected due to the nationwide success of downtown ballparks. Ground was broken in February of 1992 and work began shortly after.

HOK Sports Facilities Group of Kansas City, Mo. (currently known as Populous) was chosen to design the crown jewel on the Norfolk waterfront. HOK Sports Facilities Group has also designed some of the finest major league parks, including Oriole Park at Camden Yards in Baltimore, PNC Park in Pittsburgh, Comerica Park in Detroit, PETCO Park in San Diego, Citizens Bank Park in Philadelphia, Citi Field in New York and the new Yankee Stadium.

The design team, led by Earl Santee, elected to create a nautical image with shipyard crane-like light towers and arrays of colorful flags. However, it also had to fit into the downtown business scene, and the brick exterior of the stadium was selected for just that purpose.

Harbor Park features nearly 9,000 lower-deck seats, 2,800 upper-deck seats, and 400 seats in 24 luxury skyboxes. The park also features a 225-seat restaurant known as "Hits at the Park," a climate-controlled facility that offers a complete view of the playing field. Two LED video boards were installed in the right field scoreboard prior to the 2006 season, while three LED ribbon boards were installed prior to the 2013 season. An additional party deck was built in right field prior to the 2009 season which moved the right field fence in 20 feet. The playing surface was completely renovated prior to the 2014 season, with the center field fences moved in 10 feet. The picnic area in left field was completely renovated prior to the 2018 season. The Harbor Park field dimensions are 333 ft in LF, 400 ft in CF, and 318 ft in RF, and the capacity of the ballpark is 11,856.

The facility is owned by the City of Norfolk. Its construction was financed by rent paid by the Tides and other revenue from non-baseball events held in the facility. The total cost of construction for the stadium exceeded \$16 million.

Harbor Park was selected by *Baseball America* as the finest minor league facility in the United States in 1995.

HARBOR PARK PREGAME SCHEDULE

| | <u>7:05 GAME</u> | <u>6:35 GAME</u> |
|-------------------|------------------|-------------------|
| Tides Infield | 4:20 PM | 3:50 PM |
| Tides B.P. | 4:30 PM | 4:00 PM |
| Visitor's B.P. | 5:15 PM | 4:45 PM |
| Visitor's Infield | 6:00 PM | 5:30 PM |
| | <u>6:05 GAME</u> | <u>4:05 GAME</u> |
| Tides Infield | 3:20 PM | 1:20 PM |
| Tides B.P. | 3:30 PM | 1:30 PM |
| Visitor's B.P. | 4:15 PM | 2:15 PM |
| Visitor's Infield | 5:00 PM | 3:00 PM |
| | <u>1:05 GAME</u> | <u>12:05 GAME</u> |
| Tides Infield | 10:20 AM | 9:20 AM |
| Tides B.P. | 10:30 AM | 9:30 AM |
| Visitor's B.P. | 11:15 AM | 10:15 AM |
| Visitor's Infield | 12:00 PM | 11:00 AM |

HARBOR PARK FIRSTS

| | |
|-------------------------------|------------------------------------|
| First Game at Harbor Park | April 14, 1993 Tides vs. Ottawa |
| First Win at Harbor Park | April 14, 1993 (Tides 2, Ottawa 0) |
| First Tides' Starting Pitcher | Bobby J. Jones, RHP |
| First Pitch | Strike by Bobby J. Jones |
| First Tides' Relief Pitcher | Gregg Langbehn (4/14/93) |
| First Tides' Winning Pitcher | Bobby J. Jones (4/14/93) |
| First Batter | F.P. Santangelo, Ottawa |
| First Hit | Terrel Hansen, Ottawa |
| First Tides' Batter | Wayne Housie |
| First Tides' Hit | Steve Springer, double (4/14/93) |
| First Tides' Run | Eric Bullock (4/14/93) |
| First Tides' Double | Steve Springer (4/14/93) |
| First Tides' Triple | Eric Hillman (4/17/93) |
| First Tides' Home Run | Steve Springer (4/15/93) |
| First Tides' RBI | Steve Springer (4/14/93) |
| First Tides Stolen Base | Eric Bullock (4/14/93) |
| First No-Hitter (7 Innings) | Steve Trachsel (5/29/01) |

TIDES TRIPLE-A REGULAR SEASON ATTENDANCE

| <u>YEAR</u> | <u>ATTENDANCE</u> | <u>YEAR</u> | <u>ATTENDANCE</u> |
|-------------|-------------------|-------------|-------------------|
| 1969* | 68,446 | 1996 | 500,038 |
| 1970* | 139,185 | 1997 | 500,632 |
| 1971 | 132,970 | 1998 | 472,169 |
| 1972 | 100,780 | 1999 | 486,727 |
| 1973 | 103,426 | 2000 | 464,240 |
| 1974 | 69,027 | 2001 | 505,074 |
| 1975 | 112,100 | 2002 | 500,192 |
| 1976 | 103,390 | 2003 | 480,963 |
| 1977 | 136,390 | 2004 | 485,260 |
| 1978 | 113,281 | 2005 | 502,504 |
| 1979 | 107,685 | 2006 | 463,769 |
| 1980 | 114,404 | 2007 | 464,034 |
| 1981 | 135,033 | 2008 | 433,767 |
| 1982* | 145,339 | 2009 | 387,153 |
| 1983 | 138,659 | 2010 | 392,752 |
| 1984 | 125,720 | 2011 | 397,889 |
| 1985* | 155,716 | 2012 | 389,188 |
| 1986* | 168,483 | 2013 | 382,195 |
| 1987* | 168,517 | 2014 | 358,147 |
| 1988* | 194,089 | 2015 | 386,402 |
| 1989* | 216,429 | 2016 | 373,042 |
| 1990 | 193,055 | 2017 | 359,263 |
| 1991 | 196,998 | 2018 | 341,369 |
| 1992 | 174,362 | | |
| 1993* | 529,708 | | |
| 1994* | 546,826 | | |
| 1995* | 560,211 | | |

**Triple-A Franchise Attendance Record*

| <u>YEARS</u> | <u>FACILITY</u> | <u>TOTAL ATTENDANCE</u> |
|--------------|----------------------------|-------------------------|
| 1969 | Frank D. Lawrence Stadium | 68,446 |
| 1970-1992 | Metropolitan Memorial Park | 3,245,038 |
| 1993- | Harbor Park | 11,290,472 |

TOP TEN BASEBALL CROWDS AT HARBOR PARK

| <u>#</u> | <u>ATTENDANCE</u> | <u>DATE</u> | <u>OPPONENT</u> |
|----------|-------------------|-------------|-----------------|
| 1. | 14,263 | 8/31/96 | Richmond |
| 2. | 13,902 | 8/27/16 | Charlotte |
| 3. | 13,727 | 9/2/95 | Richmond |
| 4. | 13,722 | 9/5/98 | Richmond |
| 5. | 13,531 | 8/22/15 | Toledo |
| 6. | 13,403 | 8/30/03 | Richmond |
| 7. | 13,213 | 8/9/03 | Richmond |
| 8. | 13,161 | 8/11/97 | Columbus |
| 9. | 13,119 | 7/3/02 | Richmond |
| 10. | 13,079 | 8/30/97 | Ottawa |

MEDIA INFORMATION

CREDENTIALS: To obtain media credentials, call (757) 622-2222 Ext. 125 or email ilocke@norfolktides.com. All requests should be made at least 24 hours prior to game time to assure compliance. Credentials can be picked up at the Harbor Park offices or at the Will Call area located at the home plate entrance of the park. All additional requests should be made through the Media Relations Office.

PHOTOGRAPHERS: Photographers may work out of the camera pits located in the outfield ends of both dugouts. Other areas are available, but must be approved by the Tides prior to the game. At no time will photographers be allowed to obstruct a fan's view of the game, interfere with play on the field, or interfere with players in the dugout. Photographers MUST stay in the designated areas during play.

CLUBHOUSES: The Tides clubhouse is open to accredited media up to 65 minutes before game time. There will be no admittance during games, during rain delays, or between games of a doubleheader unless approved by the field manager. Players and coaches will be made available 10-15 minutes after the conclusion of a game. Times are subject to change and will be communicated as soon as possible. The Training Room and Food Lounge are off limits at all times. Any requests for interviews with visiting clubs should be set up in advance with the Tides Media Relations Department. Visitors in the clubhouse, including accredited media members, should conduct themselves in a professional manner. Autograph seeking, touching equipment in lockers, and sampling player food spreads is prohibited. Clubhouse business should be conducted as expeditiously as possible with a minimum of disruption of regular game routines.

FIELD AND DUGOUTS: A general code is to be observed by the media so uniformed personnel may do their pre-game work unimpeded. The playing field and dugouts must be clear of all media 65 minutes prior to game time and remain so until after the game ends - with the exception of photographers as noted above. Photographers and credentialed media must stay on the warning track or in the dugouts.

PRESS BOX: The press box is located on the fourth level of Harbor Park behind home plate. Each workspace is equipped with an electrical outlet, phone line, and wireless internet access. The press box is open to working media ONLY. Credentials are required for admittance and media must notify the Tides PR department if they intend to use the press box during games. The press box is a working environment - please respect those working around you.

GAME NOTES: Game notes, lineups and statistics are available in the press box approximately three hours prior to game time. Anyone needing information earlier should contact the media relations office. To be added to a game notes distribution list, please email ilocke@norfolktides.com.

INTERVIEWS: Interviews can be conducted with the coaching staff and players on the field or in the dugout prior to or after batting practice as long as the interview does not interrupt pre-game routines. All pre-game interviews must be completed at least 65 minutes prior to the scheduled game time. The coaching staff and players will be available in the clubhouse approximately 10-15 minutes after the conclusion of a game.



BALTIMORE ORIOLES MINOR LEAGUE AND PLAYER DEVELOPMENT STAFF

| | |
|---|------------------------|
| Director, Minor League Operations | Kent Qualls |
| Manager, Minor League & International Administration | J. Maria Arellano |
| Administrator, Sarasota Operations | Len Johnston |
| Coordinator, Minor League Pitching | Chris Holt |
| Coordinator, Minor League Hitting | Jeff Manto |
| Coordinator, Minor League Catching | Don Werner |
| Coordinator, Minor League Infield | Dave Anderson |
| Coordinator, Pitching Rehabilitation | Scott McGregor |
| Coordinator, Florida and Latin America | Pitching Dave Schmidt |
| Coordinator, Minor League Outfield/Baserunning | Carlos Tosca |
| Coordinator, Minor League Spring Training Coordinator | Kevin Bradshaw |
| Coordinator, Minor League Medical | Dave Walker |
| Rehab Coordinator | Kyle Corrick |
| Instructor, Special Assignment | B.J. Surhoff |
| Instructor, Special Assignment | Mike Bordick |
| Pitching Instructor, Special Assignment | Ramón Martínez |
| Director, Dominican Academy | Felipe Rojas Alou, Jr. |
| Coordinator, Dominican Field | Miguel Jabalera |
| Administrator, Dominican Academy | Jorge Perozo |
| Coordinator, Latin American Medical | Manny Lopez |
| Manager, Minor League Equipment | Jake Parker |
| Manager, Dominican Equipment | Franklin Fajardo |

2019 ORIOLES MINOR LEAGUE COACHING STAFFS

Norfolk Tides (Triple-A)

Manager - Gary Kendall
Pitching Coach - Mike Griffin
Hitting Coach - Butch Davis
Field Coach - Ramon Sambo
Athletic Trainer - Chris Poole
Strength Coach - Trevor Howell

Bowie Baysox (Double-A)

Manager - Buck Britton
Pitching Coach - Kennie Steenstra
Hitting Coach - Keigh Bodie
Field Coach - Josh Conway
Athletic Trainer - Brian Guzman
Strength Coach - Pat Armstrong

Frederick Keys (Advanced-A)

Manager - Ryan Minor
Pitching Coach - Justin Lord
Hitting Coach - Bobby Rose
Field Coach - Adam Bleday
Athletic Trainer - Marty Brinker
Strength Coach - Gene Escat

Delmarva Shorebirds (Class-A)

Manager - Kyle Moore
Pitching Coach - Justin Ramsey
Hitting Coach - Matt Trate
Field Coach - Pat Leyland
Athletic Trainer - Adrian Gonzalez
Strength Coach - Kevin Mixon

Aberdeen IronBirds (Short-A)

Manager - Kevin Bradshaw
Pitching Coach - Robbie Aviles
Hitting Coach - Tom Eller
Field Coach - Jack Graham
Athletic Trainer - Gary Smith

GCL Orioles (Rookie)

Manager - Alan Mills
Pitching Coach - Wilson Alvarez
Hitting Coach - Milt May
Field Coach - Carlos Tosca
Athletic Trainer - Adam Sparks

DSL Orioles (Rookie)

Manager - Elvis Morel
Pitching Coach - Dionis Pascual
Outfield Coach - Benny Adames
Hitting Coach - Ramon Caraballo
First Base Coach - Ruben Francisco
Field Coordinator - Miguel Jabalera
Third Base Coach - Ramon Lubo
Bullpen Coach - Robert Perez
Strength Coach - Anthony Adames

A photograph of Gary Kendall, a baseball coach, leaning on a green padded fence. He is wearing a white and black baseball cap with a red '3' logo, a black polo shirt, and white pants with orange piping. He is looking towards the camera with a slight smile. The background is dark, suggesting an indoor or nighttime setting.

GARY KENDALL



COACHING STAFF

MANAGER

Gary Kendall

BATS
RIGHT

THROWS
RIGHT

DOB
7/27/63



Gary Kendall

BORN: **Baltimore, MD**
OPENING DAY AGE: **55**

RESIDES: **Princess Anne, MD**
COLLEGE: **Community College of Baltimore, Atlantic Christian College**

GARY KENDALL is in his first year in Norfolk and his 20th season in the Orioles organization. He spent the previous eight seasons as the manager of the Bowie Baysox, where he set the club's franchise record with 570 wins. Kendall led the Baysox to a postseason appearance in three of his eight seasons with Bowie, including the franchise's lone Eastern League championship during the 2015 campaign. Following the 2013 season he skippered the Surprise Saguaros of the Arizona Fall League, helping lead them to the AFL championship. Kendall has also managed at Class-A Delmarva, Short-Season A Aberdeen and Rookie-level Bluefield in the Orioles system, amassing 902 career managerial victories over his 19-year career.

Kendall began his coaching career at the Community College of Baltimore from 1987-1989 before moving on to Towson State University from 1990-1991. He served as a part-time scout for the Orioles from 1991-1995 before joining the San Diego Padres as a scout from 1996-1999. He rejoined the Orioles organization in 2000, joining Rookie-level Bluefield as a Field Coach for two seasons before serving as a coach with Aberdeen in 2002 and 2003.

In addition to his stints as a manager and coach in the Orioles system, Kendall also served as the Baltimore Orioles Extended Spring Coordinator in 2008 and 2009. He earned the Cal Ripken Sr. Player Development Award in 2013. He is just the third Tides manager since Norfolk became an Orioles affiliate in 2007, following Gary Allenson (2007-2011) and Ron Johnson (2012-2018).

Kendall is a 1981 graduate of Sparrows Point High School in Baltimore, and he went on to play baseball at the Community College of Baltimore and at Atlantic Christian College (NC), where he received his degree in 1987.

GARY KENDALL'S MANAGERIAL CAREER

| YR | CLUB | LEAGUE | ORG | W-L | PCT | FINISH |
|---------------------------------|-----------|--------------------|-----|----------------|-------------|--------|
| 2004 | Bluefield | Appalachian (R) | BAL | 28-39 | .418 | 4th |
| 2005 | Delmarva | South Atlantic (A) | BAL | 72-67 | .518 | 3rd* |
| 2006 | Delmarva | South Atlantic (A) | BAL | 64-73 | .467 | 6th |
| 2007 | Delmarva | South Atlantic (A) | BAL | 68-68 | .500 | 5th |
| 2008 | Aberdeen | New York-Penn (A) | BAL | 36-39 | .480 | 4th |
| 2009 | Aberdeen | New York-Penn (A) | BAL | 30-44 | .405 | 4th |
| 2010 | Aberdeen | New York-Penn (A) | BAL | 34-40 | .459 | 3rd |
| 2011 | Bowie | Eastern (AA) | BAL | 75-66 | .524 | 3rd |
| 2012 | Bowie | Eastern (AA) | BAL | 78-64 | .549 | 2nd* |
| 2013 | Bowie | Eastern (AA) | BAL | 71-71 | .500 | 3rd |
| 2014 | Bowie | Eastern (AA) | BAL | 72-70 | .507 | 3rd |
| 2015 | Bowie | Eastern (AA) | BAL | 79-63 | .556 | 1st* |
| 2016 | Bowie | Eastern (AA) | BAL | 56-86 | .394 | 6th |
| 2017 | Bowie | Eastern (AA) | BAL | 72-68 | .514 | 2nd* |
| 2018 | Bowie | Eastern (AA) | BAL | 67-71 | .486 | 4th |
| CAREER TOTALS (15 YEARS) | | | | 902-929 | .493 | |

*Made Postseason

MAJOR LEAGUE ALL-STARS GARY KENDALL HAS MANAGED (14)

| PLAYER | TEAM | YEAR | MLB ALL-STAR |
|--------------------|-----------------|--------------------------|------------------------|
| Britton, Zach | Bowie | 2011, 2012, 2017*, 2018* | 2015, 2016 |
| Davis, Chris | Bowie | 2011*, 2014* | 2013 |
| Guerrero, Vladimir | Bowie | 2011* | 8x |
| Hardy, J.J. | Bowie | 2016* | 2007, 2013 |
| Izturis, Cesar | Bowie | 2011* | 2005 |
| Lee, Derrek | Bowie | 2011* | 2005, 2007 |
| Machado, Manny | Aberdeen, Bowie | 2010, 2012 | 2013, 2015, 2016, 2018 |
| Markakis, Nick | Bowie | 2012* | 2018 |
| Roberts, Brian | Bowie | 2012* | 2005, 2007 |
| Schoop, Jonathan | Bowie | 2012, 2018* | 2017 |
| Simón, Alfredo | Bowie | 2011 | 2014 |
| Tillman, Chris | Bowie | 2012*, 2017* | 2013 |
| Trumbo, Mark | Bowie | 2018* | 2012, 2016 |
| Wieters, Matt | Bowie | 2015* | 2011, 2012, 2014, 2016 |


*Rehab Assignment



GARY KENDALL is just the third different manager the Tides have had as an Orioles affiliate.

PITCHING COACH

Mike Griffin



BATS
RIGHT

THROWS
RIGHT

DOB
6/26/57

Michael Leroy Griffin

BORN: **Colusa, GA**
OPENING DAY AGE: **61**

RESIDES: **Hawthorne, NJ**
COLLEGE:

MIKE GRIFFIN is in his 11th season as the pitching coach in Norfolk and his 12th season in the Orioles organization. He's twice been presented with the Cal Ripken Sr. Player Development Award (in 2009 & 2010).

Prior to his time in the Orioles system, Griffin was a coach in the Red Sox system for nine years, including serving as the pitching coach for Triple-A Pawtucket from 2003-07. During that time, he also served as a pitching coach alongside former Tides manager Ron Johnson for three seasons (2005-07). Griffin was named as the International League's pitching coach for the 2004 Triple-A All-Star game.

Before joining Pawtucket, Griffin served as the pitching coach for Double-A Trenton from 1999-2002 and he was named the American League pitching coach in the 1999 Double-A All-Star game.

He began his coaching career in the Cincinnati Reds system where he coached at various levels from 1990-1995. Four of his Reds teams won league championships: Charleston in 1990 (A), Chattanooga in 1992 (AA), and Indianapolis in 1994 and 1995 (AAA). Griffin spent parts of six seasons in the major leagues, pitching a total of 67 games for the New York Yankees, Chicago Cubs, San Diego Padres, Baltimore Orioles and Cincinnati Reds.

Griffin graduated from Woodland High School (CA) and was drafted by Texas in the third round of the 1976 amateur draft. In 1977, he went 17-9 with 19 complete games and 201 strikeouts in 209 innings for Class-A Asheville to earn Western Carolina League Pitcher of the Year honors. Three years later he won the James P. Dawson Award as the Yankees top rookie in spring training.

Mike and his wife, Denise have two children (Kimberly and Brad).

MIKE GRIFFIN'S MLB PLAYING CAREER

| YR | CLUB | W-L | ERA | G | GS | CG | SHO | SV | IP | H | R | ER | BB | SO |
|---------------|-----------------|------|-------|----|----|----|-----|----|-------|-----|-----|-----|----|-----|
| 79 | NEW YORK (AL) | 0-0 | 4.15 | 3 | 0 | 0 | 0 | 1 | 4.2 | 5 | 2 | 2 | 2 | 5 |
| 80 | NEW YORK (AL) | 2-4 | 4.83 | 13 | 9 | 0 | 0 | 0 | 54.0 | 64 | 36 | 29 | 23 | 25 |
| 81 | NEW YORK (AL) | 0-0 | 2.08 | 2 | 0 | 0 | 0 | 0 | 4.2 | 5 | 1 | 1 | 0 | 4 |
| | CHICAGO (NL) | 2-5 | 4.50 | 16 | 9 | 0 | 0 | 1 | 52.0 | 64 | 27 | 26 | 9 | 20 |
| 82 | SAN DIEGO (NL) | 0-1 | 3.48 | 7 | 0 | 0 | 0 | 0 | 10.2 | 9 | 4 | 4 | 3 | 4 |
| 87 | BALTIMORE (AL) | 3-5 | 4.36 | 23 | 6 | 1 | 0 | 1 | 74.1 | 78 | 39 | 36 | 33 | 42 |
| 89 | CINCINNATI (NL) | 0-0 | 12.46 | 3 | 0 | 0 | 0 | 0 | 4.1 | 10 | 6 | 6 | 3 | 1 |
| Career Totals | | 7-15 | 4.60 | 67 | 24 | 1 | 0 | 3 | 203.2 | 235 | 115 | 104 | 73 | 101 |

MIKE GRIFFIN COACHING CAREER

| | |
|---------|--|
| 1990 | Pitching Coach, Charleston Wheelers, South Atlantic League, A (Reds) |
| 1991-92 | Pitching Coach, Chattanooga Lookouts, Southern League, AA (Reds) |
| 1993-95 | Pitching Coach, Indianapolis Indians, American Association, AAA (Reds) |
| 1996-98 | Minor League Pitching Coordinator, Cincinnati Reds |
| 1999-02 | Pitching Coach, Trenton Thunder, Eastern League, AA (Red Sox) |
| 2003-07 | Pitching Coach, Pawtucket Red Sox, International League, AAA (Red Sox) |
| 2008 | Pitching Coach, Bowie Baysox, Eastern League, AA (Orioles) |
| 2009 | Pitching Coach, Norfolk Tides, International League (Orioles) |

MLB ALL-STARS GRIFFIN HAS COACHED IN NORFOLK

Jake Arrieta
Brad Brach
Zach Britton
Jim Johnson

Pat Neshek
Alfredo Simon
Chris Tillman
Koji Uehara



MIKE GRIFFIN has served as Norfolk's pitching coach since the 2009 season. He began his coaching career in 1990 after appearing in 67 MLB games with the Yankees, Cubs, Padres, Orioles & Reds.

HITTING COACH

Butch Davis



BATS
RIGHT

THROWS
RIGHT

DOB
6/19/58

Wallace McArthur Davis

BORN: **Williamston, NC**
OPENING DAY AGE: **60**

RESIDES: **Garner, NC**
COLLEGE: **East Carolina University**

BUTCH DAVIS is in his second season with the Tides after he joined Norfolk from the Double-A Bowie Baysox in 2018. Davis is in his 23rd season in the Orioles organization, as he's served in various capacities in the Baltimore minor league system since 1995. His coaching accolades included a two-year stint as the First Base Coach for the Minnesota Twins.

As a player, Davis played parts of eight Major League seasons with five different organizations from 1983-1994. He was a two-time All-Star coming up in the Royals system, including being named the Gulf Coast League Player of the Year in 1980. He hit the first ever inside-the-park home run in Oriole Park history when he did so with Texas on August 21, 1993. He was originally selected by Kansas City in the 12th round of the 1980 draft.

Davis graduated from East Carolina University in 1980. He also appeared in the 1988 movie "Bull Durham" as an infielder.

BUTCH DAVIS MLB PLAYING CAREER

| YR | CLUB | AVG. | G | AB | R | H | 2B | 3B | HR | RBI | BB | SO | SB |
|---------------------|------------------|------|-----|-----|----|-----|----|----|----|-----|----|----|----|
| 1983 | KANSAS CITY (AL) | .344 | 33 | 122 | 13 | 42 | 2 | 6 | 2 | 18 | 4 | 19 | 4 |
| 1984 | KANSAS CITY (AL) | .147 | 41 | 116 | 11 | 17 | 3 | 0 | 2 | 12 | 10 | 19 | 4 |
| 1987 | PITTSBURGH (NL) | .143 | 7 | 7 | 3 | 1 | 1 | 0 | 0 | 0 | 1 | 3 | 0 |
| 1988 | BALTIMORE (AL) | .240 | 13 | 25 | 2 | 6 | 1 | 0 | 0 | 0 | 0 | 8 | 1 |
| 1989 | BALTIMORE (AL) | .167 | 5 | 6 | 1 | 1 | 1 | 0 | 0 | 0 | 0 | 3 | 0 |
| 1991 | LOS ANGELES (NL) | .000 | 1 | 1 | 0 | 0 | 0 | 0 | 0 | 0 | 0 | 0 | 0 |
| 1993 | TEXAS (AL) | .245 | 62 | 159 | 24 | 39 | 10 | 4 | 3 | 20 | 5 | 28 | 3 |
| 1994 | TEXAS (AL) | .235 | 4 | 17 | 2 | 4 | 3 | 0 | 0 | 0 | 0 | 3 | 1 |
| Major League Totals | | .243 | 166 | 453 | 56 | 110 | 21 | 10 | 7 | 50 | 20 | 83 | 13 |

BUTCH DAVIS COACHING CAREER

| | |
|---------|---|
| 1995-96 | Coach, Rochester Red Wings, International League, AAA (Orioles) |
| 1997-98 | Manager, GCL Orioles, Gulf Coast League, R (Orioles) |
| 1999 | Manager, Delmarva Shorebirds, South Atlantic League, A (Orioles) |
| 2000 | Coach, Bowie Baysox, Eastern League, AA (Orioles) |
| 2001-02 | Coach, Rochester Red Wings, International League, AAA (Orioles) |
| 2003-05 | Coach, Bowie Baysox, Eastern League, AA (Orioles) |
| 2006-12 | Minor League Roving Outfield & Bunting Instructor (Orioles) |
| 2013-14 | Field Coach, Bowie Baysox, Eastern League, AA (Orioles) |
| 2015-16 | First Base Coach, Minnesota Twins |
| 2017 | Hitting Coach, Bowie Baysox, Eastern League, AA (Orioles) |
| 2018 - | Hitting Coach, Norfolk Tides, International League, AAA (Orioles) |



BUTCH DAVIS, second from the right, had a small role in the 1988 movie "Bull Durham." He made several appearances in the movie, including in the iconic "Candlestick" and "Lollygaggers" scenes.

FIELD COACH

Ramon Sambo



BATS
BOTH

THROWS
RIGHT

DOB
10/29/62

Ramon Andes Sambo

BORN: **La Romana, DR**
OPENING DAY AGE: **56**

RESIDES: **Bradenton, FL**
COLLEGE:

RAMON SAMBO is in his first season with Norfolk and his 13th season in the Orioles organization. Prior to joining the Tides, he spent six seasons as a Field Coach in the Orioles system with the GCL Orioles (2013-15), Frederick Keys (2016) and Aberdeen IronBirds (2017-18). He also served as a coach and coordinator in the Pirates system from 1999-2006.

Sambo has served as a minor league manager for eight seasons, including six in the Orioles system. He's posted a 283-284 record as a minor league skipper, and his managing stints in the O's organization include five seasons with the GCL Orioles (2007, 2009-2012) and Class-A Delmarva in 2008. He also managed the DSL Pirates in the Pittsburgh system in 1995 and 1996.

As a player, Sambo spent 10 minor league seasons with the Philadelphia Phillies, Cincinnati Reds, Milwaukee Brewers, Chicago White Sox and California Angels. He was named to the 1984 South Atlantic League All-Star Team and earned All-Star honors in the Texas League in 1989. He also broke the Midwest League stolen base record with 98 steals for Cedar Rapids during the 1988 campaign.

Sambo resides in Bradenton, FL with his wife, Ada, and daughter, Yorangel.

RAMON SAMBO MANAGERIAL CAREER

| YR | CLUB | LEAGUE | ORG | W-L | PCT |
|--------------------------------|-------------|----------------------|-----|----------------|-------------|
| 1995 | DSL Pirates | Dominican Summer (R) | PIT | 30-36 | .418 |
| 1996 | DSL Pirates | Dominican Summer (R) | PIT | 25-46 | .352 |
| 2007 | GCL Orioles | Gulf Coast (R) | BAL | 32-24 | .571 |
| 2008 | Delmarva | South Atlantic (A) | BAL | 78-61 | .561 |
| 2009 | GCL Orioles | Gulf Coast (R) | BAL | 30-26 | .536 |
| 2010 | GCL Orioles | Gulf Coast (R) | BAL | 25-34 | .424 |
| 2011 | GCL Orioles | Gulf Coast (R) | BAL | 38-22 | .633 |
| 2012 | GCL Orioles | Gulf Coast (R) | BAL | 25-35 | .417 |
| CAREER TOTALS (8 YEARS) | | | | 283-284 | .499 |

RAMON SAMBO COACHING CAREER

| | |
|---------|---|
| 1997 | Field Coach, Erie Seawolves, New York-Penn League, A (Pirates) |
| 1998 | Outfield and Baserunning Coordinator, Pittsburgh Pirates |
| 1999 | Hitting Coach, Williamsport Crosscutters, New York-Penn League, A (Pirates) |
| 2000-01 | Field Coach, Bradenton Pirates, Gulf Coast League, A (Pirates) |
| 2002 | Field Coach, Williamsport Crosscutters, New York-Penn League, A (Pirates) |
| 2003-04 | Latin American Field Coordinator, Pittsburgh Pirates |
| 2004 | Field Coach, Gulf Coast League Pirates, Gulf Coast League, Rookie (Pirates) |
| 2005 | Field Coach, Williamsport Crosscutters, New York-Penn League, A (Pirates) |
| 2006 | Field Coach, Lynchburg Hillcats, Carolina League, A (Pirates) |
| 2013-15 | Field Coach, Gulf Coast Orioles, Gulf Coast League, A (Orioles) |
| 2016 | Field Coach, Frederick Keys, Carolina League, A (Orioles) |
| 2017-18 | Field Coach, Aberdeen IronBirds, New York-Penn League, A (Orioles) |
| 2019- | Field Coach, Norfolk Tides, International League |



RAMON SAMBO served as a Field Coach with Class-A Aberdeen in 2017 and 2018. He also has eight years of minor league managerial experience, posting a 283 career victories. (Aberdeen IronBirds)

ATHLETIC TRAINER

Chris Poole



DOB
1/4/88

Christopher Poole

BORN: **Chevelry, MD**
OPENING DAY AGE: **31**

RESIDES: **Columbia, MD**
COLLEGE: **Towson University, William Paterson University**

CHRIS POOLE is in his second season as the Athletic Trainer for the Tides after spending the previous three years as a Major League Assistant Athletic Trainer with the Orioles. He has been an athletic trainer in the O's organization since 2013, having previously spent time with the GCL Orioles and Aberdeen IronBirds.

Poole received his Bachelor of Science degree in Athletic Training from Towson University and his Master of Science degree in Exercise Science with a concentration in Exercise Physiology from William Paterson University. He is a member of the National Athletic Trainers Association, Maryland Athletic Trainers Association, MidAthletic Trainers Association, and the Professional Baseball Athletic Trainers Society.



STRENGTH COACH

Trevor Howell



DOB
6/11/83

Trevor Howell

BORN: **Monterey, CA**
OPENING DAY AGE: **35**

RESIDES: **Pacific Grove, CA**
COLLEGE: **Sonoma St. University, Fresno Pacific University**



TREVOR HOWELL is in his fifth year with the Tides and his sixth season with the Baltimore Orioles organization. He graduated from Sonoma St. University before obtaining his Masters at Fresno Pacific University.

Prior to joining the Orioles organization, Howell played baseball and served as a Strength and Conditioning Coach in the German Professional League.



JIMMY YACABONIS



PLAYERS

LEFT-HANDED PITCHER

Keegan Akin



BATS **LEFT** THROWS **LEFT** HEIGHT **6-0** WEIGHT **225** DOB **4/1/95** SERVICE TIME **0.000**

Keegan Lee Akin (ACHE-in)

BORN: **Alma, MI** RESIDES: **Sumner, MI**
 OPENING DAY AGE: **24** COLLEGE: **Western Michigan**
 ACQUIRED: **Selected by Baltimore in the 2nd round of the 2016 draft**



@KeeganAkin



@keeganakin

FIRST MLB STRIKEOUT:
 FIRST MLB WIN:

CAREER HIGHS

| STRIKEOUTS | INNINGS | WALKS | HOME RUNS ALLOWED |
|------------------------------|------------------------------|-------------------------|-----------------------------|
| 12, 5/1/18 @ Erie | 8.0, 6/27/17 vs. Wilmington | 6, 8/26/18 vs. Akron | 4, 5/22/17 vs. Wilmington |
| RUNS ALLOWED | EARNED RUNS ALLOWED | HITS ALLOWED | PITCHES IN A GAME |
| 7, 2x, last: 7/29/17 @ Salem | 7, 2x, last: 7/29/17 @ Salem | 10, 4/12/17 vs. Potomac | 110, 6/27/17 vs. Wilmington |

PERSONAL

- Selected by Baltimore in the 2nd round (54th overall) of the 2016 draft.
- Attended Western Michigan University, where he posted a 3.07 ERA and 270 strikeouts in 49 outings for the Broncos. Posted a 1.82 ERA in 17 games (17 starts) in 2016 and set the WMU school record with 133 strikeouts, surpassing the previous record of 99 strikeouts.
- Guided the Broncos to a Mid-American Conference (MAC) championship in 2016 and their first NCAA Tournament appearance since 1989.
- During his junior season at WMU, was named a Third Team All-American by *Baseball America*, named to First Team All-MAC, named to All-MAC Defensive Team, was the MAC Tournament Most Valuable Player, made the All-MAC Tournament Team, and was a two-time winner of the MAC West Player of the Week honor.
- Was the highest draft pick by a Western Michigan University player since 1970.
- Attended Bullock Creek High School (Midland, MI), where he went 10-0 with 104 strikeouts in 49.0 innings pitched during his senior year. Threw a perfect game, two no-hitters and three one-hitters during his senior year in high school.
- Was a teammate of fellow Orioles farmhand Cody Sedlock in the Cape Cod League during the 2015 summer season.

RANKING ON ORIOLES TOP PROSPECT LISTS ENTERING 2019

#6 - MLB.com | #6 - Baseball America | #7 - Baseball Prospectus

2018

- Spent the entire season with Double-A Bowie, going 14-7 with a 3.27 ERA in 25 starts.
- Shared the Jim Palmer Award for Orioles Minor League Pitcher of the Year with LHP Zac Lowther. He was honored in an on-field ceremony at Camden Yards on 9/15.
- Named the Eastern League Pitcher of the Year, and was selected as both a Midseason and Postseason Eastern League All-Star. He worked a scoreless inning in the EL All-Star Game.
- Led the Eastern League in strikeouts (142), wins (14), opponent's batting average (.225) and strikeouts per nine IP among starters (9.28). Also ranked among league leaders in ERA (3rd, 3.27), fewest baserunners per nine IP among starters (3rd, 11.51) and walks (5th, 58).
- His 14 victories were tied for second in all of Minor League Baseball. The only pitcher with more wins was Cincinnati farmhand Scott Moss, who registered 15 victories. The 14 wins were the 2nd-most in Bowie franchise history behind Brad Bergesen's 15 wins in 2008.
- Ranked second among Orioles farmhands with 142 strikeouts (trailing Zac Lowther's 151 punchouts), while his 3.27 ERA ranked 5th in the O's organization.
- Held EL left-handed batters to a .211 average, while right-handers batted .232 against him.
- Went 9-1 with a 2.58 ERA in 11 road starts. He struck out 73 while allowing 51 hits in 66.1 innings away from home while holding opponents to a .214 average.
- Set a new career-high with 12 strikeouts over 6.0 innings in a win at Erie on 5/1. It was the most strikeouts in a game by a Baysox pitcher since Radhames Liz struck out 14 during the 2007 season. Also had a 10-strikeout performance on 5/27 at Binghamton to become the first Baysox pitcher with multiple double-digit strikeout efforts in a season since Mike Ballard accomplished the feat in 2011.
- Went 3-1 with a 1.93 ERA in five starts in June, holding opponents to a .175 average.

2017

- Spent entire season with Class-A Frederick, where he went 7-8 with a 4.14 ERA and 11 strikeouts in 21 starts.
- Registered a career-high 10 strikeouts on two occasions: 4/12 vs. Potomac and 7/18 at Down East.
- Took a no-hit bid into the eighth inning in a victory against Wilmington on 6/27 (8.0 IP, 1 H, 0 R, 3 BB, 6 K).
- Was twice named the Carolina League Pitcher of the Week: 6/4 and 7/2.
- Allowed three earned runs or less in 18 of his 21 starts, including five starts in which he did not allow an earned run.
- Went 5-3 with a 3.70 ERA (23 ER, 56.0 IP) and a .211 opponents average in 11 home games.
- Was 3-1 with a 0.90 ERA (3 ER, 30.0 IP) in five June starts, registering 31 strikeouts while allowing just 13 hits.
- Rated by MLB.com as the #9 prospect in the Orioles system after the 2017 season.

2016

- Spent the year in Aberdeen, posting a 1.04 ERA in nine starts.
- Registered 29 strikeouts and just seven walks while holding opponents to a .161 average (15-93). Held left-handed batters to a .129 average (4-31) with nine strikeouts, with righties batting .177 (11-62) with 20 strikeouts against him.
- Did not allow a run in seven of his nine outings, including each of his last six.



KEEGAN AKIN was named the Eastern League's Most Valuable Pitcher in 2018 after he led the league with 14 wins and 142 strikeouts. (Patrick Cavey/MiLB)

| YR | TEAM | ORG | W-L | ERA | G | GS | SV | IP | H | R | ER | 2B | 3B | HR | HB | BB | SO | WP | AVG |
|---------------------|------------------------|-----|-------|------|----|----|----|-------|-----|-----|----|----|----|----|----|-----|-----|----|------|
| 2016 | Aberdeen IronBirds (A) | BAL | 0-1 | 1.04 | 9 | 9 | 0 | 26.0 | 15 | 4 | 3 | 3 | 0 | 0 | 0 | 7 | 29 | 2 | .161 |
| 2017 | Frederick Keys (A) | BAL | 7-8 | 4.14 | 21 | 21 | 0 | 100.0 | 89 | 50 | 46 | 16 | 5 | 12 | 3 | 46 | 111 | 5 | .240 |
| 2018 | Bowie Baysox (AA) | BAL | 14-7 | 3.27 | 25 | 25 | 0 | 137.2 | 114 | 52 | 50 | 20 | 4 | 16 | 4 | 58 | 142 | 5 | .225 |
| Minor League Totals | | | 21-16 | 3.38 | 55 | 55 | 0 | 263.2 | 218 | 106 | 99 | 39 | 9 | 28 | 7 | 111 | 282 | 12 | .225 |

INFIELDER

Hanser Alberto


BATS
RIGHT
THROWS
RIGHT
HEIGHT
5-11
WEIGHT
215
DOB
10/17/92
SERVICE TIME
2.085
Hanser Joel Alberto (HAHN-zer al-BAIR-tow)
BORN: San Francisco de Macoris, DR
RESIDES: San Francisco de Macoris, DR
OPENING DAY AGE: 26
COLLEGE:
ACQUIRED: Claimed off of waivers from the San Francisco Giants, 3/1/19
FIRST MLB HIT: Triple off of Alexi Ogando, 5/29/15 vs. BOS (MLB Debut)
FIRST MLB HOME RUN:

@elpotroalberto

@elpotro07
CAREER HIGHS
HITS
5, 8/16/16 @ Las Vegas
RBI
5, 2x, last: 8/8/16 vs Nashville
RUNS
4, 6/4/12 vs Kannapolis
HOME RUNS
1, several times
STRIKEOUTS
3, 2x, last: 7/27/18 vs Reno
WALKS
2, several times
STOLEN BASES
3, 7/30/14 vs Midland
HITTING STREAK
16 games, 2015
PERSONAL

♦ Had a busy 2018-2019 offseason in which he was in four different organizations. Was claimed off waivers by the New York Yankees from the Texas Rangers on 11/2/18, then claimed by Baltimore from the Rangers on 1/11/19. Designated for assignment by the Orioles and claimed by the Giants on 2/22/19, but the Orioles reclaimed him off waivers from San Francisco on 3/1/19.

♦ Originally signed by Texas at the age of 17 as a non-drafted free agent, 11/23/09.

♦ Has earned the nickname "Radio" from teammates because he likes to pretend to call play-by-play around the batting cage and in the dugout during games.

♦ His father, Tony, is a sports broadcast journalist in the Dominican Republic. In addition to hosting a Major League Baseball radio show and his own TV talk show, his father is also a part owner of the Dominican Winter League club, Gigantes del Cibao, where Hanser has played during the winter for seven seasons (2013-present).

2018

♦ Spent the majority of the season with Triple-A Round Rock, where he hit .330 with seven home runs and 58 RBI in 101 games. His .330 average ranked 3rd in the Pacific Coast League.

♦ Led the Pacific Coast League in fewest plate appearances per strikeout (13.71).

♦ Posted a .398 batting average (41-103) over 27 games during the month of July.

♦ Hit .337 with RISP (31-92) and batted .358 with 16 RBI from the 7th inning on.

♦ Hit a bases-clearing, walk-off double with two outs in the ninth inning 5/9 vs New Orleans.

♦ Appeared in 13 games with Texas, batting .185 (5-27) with two doubles and two walks.

♦ Batted .322 in 43 games for Gigantes del Cibao in the Venezuelan Winter League.

2017

♦ Played in 11 spring training games with Texas before being placed on the 10-day DL with right shoulder tightness to start the season.

♦ Spent the entire season on the disabled list due to right shoulder problems, limiting playing time to just five rehab assignments split between Double-A Frisco and Round Rock.

♦ Was transferred to the 60-day DL on 5/16 and remained there for the rest of the season. Had right rotator cuff debridement surgery on 6/19.

2016

♦ Made the Opening Day roster for the first time in his career and played 35 games for the Texas Rangers.

♦ Played 63 games for Round Rock, where he hit .275 with seven home runs and 16 multi-hit games, including a career-high five-hit game on 8/16 at Las Vegas.

♦ Made starts at all four infield positions with Texas (SS, 1B, 2B and 3B), including his first and only career start at first base.

2015

♦ Made MLB debut on 5/29 vs Boston and hit a triple off Alexi Ogando for first career hit.

♦ Saw his first career action at Triple-A with Round Rock and hit .310 in 81 games there.

♦ Hit safely in a career-high 16 straight games (5/7-5/24) with Round Rock.

♦ Named MiLB.com Organization All-Star with Texas for second consecutive year.

2014

♦ Split the season between Double-A Frisco and Class-A Advanced Myrtle Beach, hitting .273 with seven home runs, 21 doubles, four triples and 58 RBI between the two teams.

♦ Rawlings MiLB Gold Glove Award recipient and named MiLB.com Organization All-Star.

♦ Posted a .980 fielding percentage at shortstop with Double-A Frisco, ranking him statistically as the best defender in the Texas League at the position.

2013

♦ Split the season between Double-A Frisco and Class-A Advanced Myrtle Beach.

♦ Struck out just 49 times in 488 total plate appearances between the two levels.

2012

♦ Named South Atlantic League Midseason All-Star with Class-A Hickory after hitting .337 with four home runs, 17 doubles and 38 RBI in 62 games.

2011

♦ Played 53 games for Class-A Spokane, hitting .300 in August with an eight-game hitting streak.

2010

♦ Won DSL batting title with DSL Rangers after hitting .358 and was named Midseason All-Star.

| YR | TEAM | ORG | AVG | G | AB | R | H | 2B | 3B | HR | RBI | BB | SO | SB | CS | SLG | OBP | OPS | E |
|------|---------------------------|-----|------|-----|------|-----|-----|-----|----|----|-----|----|-----|----|----|------|------|-------|-----|
| 2010 | DSL Rangers (R) | TEX | .358 | 50 | 179 | 25 | 64 | 15 | 2 | 0 | 24 | 6 | 9 | 16 | 3 | .464 | .377 | .841 | 11 |
| 2011 | Spokane Indians (A) | TEX | .267 | 53 | 187 | 21 | 50 | 8 | 1 | 0 | 16 | 9 | 15 | 7 | 1 | .321 | .308 | .629 | 20 |
| 2012 | Hickory Crawdads (A) | TEX | .337 | 62 | 246 | 37 | 83 | 17 | 1 | 4 | 38 | 18 | 22 | 15 | 4 | .463 | .385 | .848 | 17 |
| | Myrtle Beach Pelicans (A) | TEX | .265 | 66 | 279 | 36 | 74 | 11 | 2 | 4 | 34 | 2 | 27 | 9 | 3 | .362 | .273 | .635 | 10 |
| 2013 | Myrtle Beach Pelicans (A) | TEX | .258 | 29 | 97 | 6 | 25 | 5 | 0 | 0 | 7 | 4 | 8 | 3 | 1 | .309 | .301 | .610 | 7 |
| | Frisco RoughRiders (AA) | TEX | .213 | 100 | 356 | 37 | 76 | 6 | 4 | 4 | 40 | 16 | 41 | 13 | 5 | .287 | .253 | .540 | 17 |
| 2014 | Myrtle Beach Pelicans (A) | TEX | .271 | 70 | 262 | 37 | 71 | 15 | 3 | 5 | 43 | 10 | 25 | 10 | 4 | .408 | .301 | .709 | 9 |
| | Frisco RoughRiders (AA) | TEX | .275 | 50 | 178 | 23 | 49 | 6 | 1 | 2 | 15 | 6 | 17 | 6 | 4 | .354 | .314 | .668 | 3 |
| 2015 | Round Rock Express (AAA) | TEX | .310 | 81 | 310 | 42 | 96 | 19 | 4 | 4 | 32 | 9 | 33 | 5 | 5 | .435 | .331 | .766 | 5 |
| | TEXAS RANGERS (AL) | TEX | .222 | 41 | 99 | 12 | 22 | 2 | 1 | 0 | 4 | 2 | 17 | 1 | 0 | .263 | .238 | .501 | 2 |
| 2016 | Round Rock Express (AAA) | TEX | .275 | 63 | 265 | 32 | 73 | 13 | 1 | 7 | 36 | 8 | 29 | 2 | 2 | .411 | .302 | .713 | 10 |
| | TEXAS RANGERS (AL) | TEX | .143 | 35 | 56 | 2 | 8 | 1 | 0 | 0 | 5 | 0 | 17 | 1 | 0 | .161 | .143 | .304 | 1 |
| 2017 | Round Rock Express (AAA) | TEX | .444 | 2 | 9 | 2 | 4 | 0 | 0 | 1 | 2 | 0 | 1 | 0 | 0 | .778 | .444 | 1.222 | 0 |
| | Frisco RoughRiders (AA) | TEX | .273 | 3 | 11 | 2 | 3 | 1 | 0 | 0 | 0 | 1 | 2 | 0 | 0 | .364 | .333 | .697 | 1 |
| 2018 | Round Rock Express (AAA) | TEX | .330 | 101 | 361 | 45 | 119 | 17 | 3 | 7 | 58 | 9 | 28 | 0 | 3 | .452 | .346 | .798 | 11 |
| | TEXAS RANGERS (AL) | TEX | .185 | 13 | 27 | 0 | 5 | 2 | 0 | 0 | 0 | 2 | 4 | 0 | 1 | .259 | .241 | .500 | 1 |
| | Minor League Totals | | .287 | 730 | 2740 | 345 | 787 | 133 | 22 | 38 | 345 | 98 | 257 | 86 | 35 | .393 | .316 | .709 | 121 |
| | Major League Totals | | .192 | 89 | 182 | 14 | 35 | 5 | 1 | 0 | 9 | 4 | 38 | 2 | 1 | .231 | .210 | .440 | 4 |

RIGHT-HANDED PITCHER

Cristian Alvarado



BATS
RIGHT

THROWS
RIGHT

HEIGHT
6-3

WEIGHT
175

DOB
9/20/94

SERVICE TIME
0.000

Cristian Santo (Castro) Alvarado (ahl-va-RAH-doh)

BORN: **Acarigua, VZ**

RESIDES: **Guacara, VZ**

OPENING DAY AGE: **24**

COLLEGE:

ACQUIRED: **Signed by Baltimore as a non-drafted free agent, 8/23/11**



FIRST MLB STRIKEOUT:

FIRST MLB WIN:



@calvarado_37

CAREER HIGHS

STRIKEOUTS

11, 7/20/17 vs Wilmington

INNINGS

8.0, 7/14/17 @ Buies Creek

WALKS

7, 8/19/15 vs Staten Island

HOME RUNS ALLOWED

4, 7/2/18 vs Lynchburg

RUNS ALLOWED

10, 6/9/18 @Wilmington

EARNED RUNS ALLOWED

9, 2x, last: 7/2/18 vs Lynchburg

HITS ALLOWED

13, 6/9/18 @Wilmington

PITCHES IN A GAME

115, 8/19/15 vs Staten Island

PERSONAL

- ◆ Signed at the age of 16 by Baltimore as a non-drafted free agent, 8/23/11.
- ◆ Born in the same town in Venezuela as veteran MLB catcher, Jose Lobaton.
- ◆ Current residence of Guacara, VZ is the birthplace of former Tide, Jesus Montero (2017).

2018

- ◆ Spent the entire season with Class-A Frederick, going 12-11 with a 4.18 ERA in 26 starts.
- ◆ Named Carolina League Midseason All-Star. Was 7-5 with a 3.64 ERA in his first 14 starts.
- ◆ Led the Carolina League in wins (12), games started (T-1st, 26) and innings pitched (155.0). Also ranked among CL leaders in WHIP (3rd, 1.26) and strikeouts (4th, 119).
- ◆ Registered the second-best walks per 9 IP ratio in the Carolina League (1.34) and ranked 4th in the circuit in fewest baserunners per 9 IP (11.85).
- ◆ Ranked among Orioles minor leaguers in wins (3rd, 12) and strikeouts (4th, 119).
- ◆ Recorded four season-high performances of eight strikeouts (5/2, 6/27, 7/18 and 8/10).
- ◆ Went 3-1 with a 2.35 ERA in five May starts, limiting CL batters to a .235 average.

2017

- ◆ Spent the entire season with Class-A Frederick, starting 25 games and tossing a Carolina League-leading three complete games.
- ◆ His three complete games were tied for third-most in all of Minor League Baseball.
- ◆ Named Carolina League Pitcher of the Week on 8/27 after tossing a complete game shutout on 8/25 at Potomac, striking out four while allowing just four hits and no walks.
- ◆ Registered the best walks per 9 IP ratio in the Carolina League at 1.38.
- ◆ Tallied a career-high 11 strikeouts vs. Wilmington on 7/20.

2016

- ◆ Named an MLB.com Organizational All-Star for the Orioles after playing the season with Class-A Delmarva, where he posted a 3.41 ERA with 148 strikeouts in 148.0 innings pitched.
- ◆ Ranked second among South Atlantic League pitchers in strikeouts (148) and innings pitched (148.0).
- ◆ His 148 strikeouts ranked 26th in all of Minor League Baseball.
- ◆ Dominated in the month of June, posting a 1.29 ERA with 39 strikeouts and just four walks in six games and 35.0 innings pitched.
- ◆ Named South Atlantic League Pitcher of the Week on 7/3 after tossing a complete game shutout with eight strikeouts vs Greensboro on 6/29.
- ◆ Registered at least seven strikeouts in nine of his starts, including a season-high 10-strikeout performance on 5/4 at Lexington.
- ◆ Ranked fifth in the South Atlantic League in BB/9 IP with a 1.76 ratio.

2015

- ◆ Split the season between the Gulf Coast League Orioles and Class-A Aberdeen.
- ◆ Posted a 5-0 record and 0.33 ERA in five games with the GCL Orioles.
- ◆ Promoted to Class-A Aberdeen on 7/18, where he started seven games, going 3-2 with a 2.92 ERA and 29 strikeouts in 37.0 innings pitched.
- ◆ Allowed opposing batters to hit just .191 against him between the two levels.

2014

- ◆ Began the season with a brief stint in the Dominican Summer League, where he posted a 0.36 ERA in four games before being assigned to the GCL Orioles on 6/20.
- ◆ Registered a 0.77 ERA in seven relief appearances for the GCL Orioles.

2013

- ◆ Spent the entire season in the Dominican Summer League, playing for the DSL Orioles2.
- ◆ Tallied a season-high eight strikeouts in four different games (6/26, 7/3, 7/9 and 8/12).

2012

- ◆ Assigned to DSL Orioles1 on 6/1 to begin his professional baseball career at the age of 17.
- ◆ Started all 13 games he pitched, going 2-3 with a 3.68 ERA and 51 strikeouts.



CRISTIAN ALVARADO ranked among Orioles minor leaguers in wins (3rd, 12) and strikeouts (4th, 119) after making 26 starts for Class-A Frederick in 2018. (Sports Venezuela)

| YR | TEAM | ORG | W-L | ERA | G | GS | SV | IP | H | R | ER | 2B | 3B | HR | HB | BB | SO | WP | AVG |
|---------------------|-------------------------|-----|-------|------|-----|-----|----|-------|-----|-----|-----|-----|----|----|----|-----|-----|----|------|
| 2012 | DSL Orioles (R) | BAL | 2-3 | 3.68 | 13 | 13 | 0 | 66.0 | 58 | 31 | 27 | 8 | 5 | 1 | 14 | 21 | 51 | 14 | .237 |
| 2013 | DSL Orioles2 (R) | BAL | 1-7 | 4.10 | 13 | 13 | 0 | 59.1 | 47 | 34 | 27 | 8 | 3 | 4 | 9 | 12 | 69 | 10 | .206 |
| 2014 | DSL Orioles2 (R) | BAL | 3-0 | 0.36 | 4 | 3 | 0 | 25.0 | 15 | 1 | 1 | 3 | 0 | 0 | 3 | 3 | 12 | 0 | .181 |
| | GCL Orioles (R) | BAL | 1-2 | 5.40 | 11 | 4 | 1 | 23.1 | 24 | 16 | 14 | 6 | 2 | 1 | 2 | 9 | 26 | 5 | .258 |
| 2015 | Aberdeen IronBirds (A) | BAL | 3-2 | 2.92 | 7 | 7 | 0 | 37.0 | 30 | 13 | 12 | 6 | 0 | 2 | 1 | 11 | 29 | 0 | .221 |
| | GCL Orioles (R) | BAL | 5-0 | 0.33 | 5 | 3 | 0 | 27.0 | 15 | 6 | 1 | 2 | 1 | 1 | 0 | 0 | 20 | 0 | .152 |
| 2016 | Delmarva Shorebirds (A) | BAL | 10-9 | 3.41 | 27 | 27 | 0 | 148.0 | 143 | 62 | 56 | 30 | 7 | 11 | 10 | 29 | 148 | 5 | .250 |
| 2017 | Frederick Keys (A) | BAL | 7-9 | 5.00 | 26 | 25 | 0 | 140.1 | 162 | 85 | 78 | 33 | 2 | 16 | 10 | 22 | 109 | 9 | .286 |
| 2018 | Frederick Keys (A) | BAL | 12-11 | 4.18 | 26 | 26 | 0 | 155.0 | 173 | 78 | 72 | 34 | 4 | 19 | 8 | 23 | 119 | 1 | .282 |
| Minor League Totals | | | 44-43 | 3.81 | 132 | 121 | 1 | 681.0 | 667 | 326 | 288 | 130 | 24 | 55 | 57 | 130 | 583 | 44 | .253 |

RIGHT-HANDED PITCHER

Pedro Araújo



BATS
RIGHT

THROWS
RIGHT

HEIGHT
6-3

WEIGHT
214

DOB
7/2/93

SERVICE TIME
1.000

Pedro Araujo (a-rah-oo-oh)

BORN: San Cristobal, DR

OPENING DAY AGE: 25

ACQUIRED: Selected by Baltimore from the Chicago Cubs in the Major League portion of the Rule 5 draft, 12/14/17

FIRST MLB STRIKEOUT: Byron Buxton (3/31/18 vs. MIN)

FIRST MLB WIN: 4/6/18 @ NYY

RESIDES: San Cristobal, DR

COLLEGE:



@99_pedroaraujo

CAREER HIGHS

STRIKEOUTS

10, 7/19/15 @ Vancouver

RUNS ALLOWED

7, 6/13/11 vs. DSL Yankees

INNINGS

6.0, 4x, last: 6/6/14 @ DSL Phillies

EARNED RUNS ALLOWED

7, 6/13/11 vs. DSL Yankees

WALKS

4, 7/30/11 @ DSL Marlins

HITS ALLOWED

9, 6/24/11 @ DSL Nationals

HOME RUNS ALLOWED

2, 6/10/18 @ Toronto

PITCHES IN A GAME

55, 8/20/16 @ Lancaster

PERSONAL

♦ Selected by Baltimore from the Chicago Cubs in the Major League portion of the 2017 Rule 5 Draft, 12/14/17.

♦ Originally signed by the Cubs as a non-drafted free agent, 5/2/11.

2018

♦ Appeared in 20 games for Baltimore, going 1-3 with a 7.71 ERA while holding batters to a .264 average against.

♦ Made his MLB debut on 3/31 vs. Minnesota, tossing a scoreless inning while recording his first big league strikeout (Byron Buxton). LHP Nestor Cortes, Jr. also made his MLB debut in that contest - one of just five times in Orioles history (and the first time since 1967) that two O's pitchers have made their Major League debuts in the same game. Later in the year, LHP Paul Fry and RHP Ryan Meisinger both made their MLB debuts on 6/29 vs. Los Angeles.

♦ Earned his first MLB win on 4/6 at Yankee Stadium after throwing two scoreless innings.

♦ Struck out a season-high five batters over 2.1 innings on 4/8 at Yankee Stadium.

♦ Seven of his 20 appearances were at least 2.0 innings, including a season-high 2.2-inning outing on 4/28 vs. Detroit.

♦ Held left-handed batters to a .224 average (11-49) with 12 strikeouts.

♦ Placed on the 10-day disabled list on 6/11 with a right elbow strain. He was transferred to the 60-day disabled list on 9/11.

♦ Finished the season 17 days shy of satisfying his Rule 5 Status.

2017

♦ Spent the majority of the season with Class-A Myrtle Beach in the Cubs system, going 6-1 with 10 saves and a 1.81 ERA.

♦ Named a Carolina League Midseason All-Star, and he ranked among Carolina League relievers in strikeouts per 9 IP (1st, 11.55), fewest baserunners per 9 IP (1st, 8.35), fewest walks per 9 IP (2nd, 2.09) and lowest batting average (3rd, 1.77).

♦ His 44 games pitched ranked second in the CL, one shy of Carolina's Nate Grier.

♦ Went 3-0 with two saves and a 0.69 ERA (1 ER, 13.0 IP) over nine relief outings in June.

♦ Held opponents scoreless in 31 of his 44 appearances for the Pelicans.

♦ Held right-handed batters to a .151 average (22-146) with 54 strikeouts and just 10 walks.

♦ Set a season-high with 3.0 innings pitched on 7/23 vs. Down East, striking out four in a scoreless appearance.

♦ Made nine appearances with Mesa in the Arizona Fall League, registering three saves while posting a 1.74 ERA (2 ER, 10.2 IP).

2016

♦ Split time between Myrtle Beach and South Bend in the Cubs system, combining for 67 strikeouts over 53.0 IP in 29 relief outings between the two clubs.

♦ 12 of his 16 games with South Bend were scoreless.

♦ Struck out a season-high seven batters over a 3.0-inning appearance, 8/20 at Lansing.

♦ Held Midwest League batters to a .161 average (19-118) with 45 strikeouts in 34.0 IP.

2015

♦ Appeared in 21 games for the Class-A Eugene Emeralds and was named to the Northwest League Mid-Season All-Star Team.

♦ Set a career-high with 10 strikeouts over a 5.0-inning appearance, 7/19 at Vancouver.

♦ Posted a 1.90 ERA (9 ER, 42.2 IP) over his final 16 outings.

2014

♦ Split the season between the DSL Cubs (four games) and the AZL Cubs (10 games).

♦ In three starts with the DSL Cubs, was 2-0 with a 0.60 ERA (1 ER, 15.0 IP) and 11 strikeouts.

♦ In his 10 appearances with the AZL Cubs, registered 27 strikeouts and 12 hits in 16.1 IP.



Making the jump from Class-A as a 2017 Rule 5 selection, PEDRO ARAUJO registered 29 strikeouts in 28.0 innings with Baltimore last season. (Brad Mills/USA Today Sports).

| YR | TEAM | ORG | W-L | ERA | G | GS | SV | IP | H | R | ER | 2B | 3B | HR | HB | BB | SO | WP | AVG |
|------|---------------------------|-----|------|------|-----|----|----|-------|-----|-----|-----|----|----|----|----|-----|-----|----|------|
| 2012 | DSL Cubs2 (R) | CHC | 5-2 | 2.72 | 13 | 8 | 0 | 53.0 | 50 | 21 | 16 | 14 | 2 | 1 | 4 | 12 | 47 | 6 | .245 |
| 2013 | DSL Cubs (R) | CHC | 6-0 | 1.05 | 8 | 2 | 0 | 25.2 | 15 | 3 | 3 | 2 | 0 | 1 | 0 | 3 | 31 | 2 | .169 |
| 2014 | AZL Cubs (R) | CHC | 0-0 | 2.76 | 10 | 0 | 1 | 16.1 | 12 | 6 | 5 | 2 | 0 | 1 | 1 | 8 | 27 | 3 | .197 |
| | DSL Cubs (R) | CHC | 2-1 | 1.35 | 4 | 3 | 0 | 20.0 | 17 | 3 | 3 | 2 | 1 | 0 | 0 | 6 | 14 | 2 | .230 |
| 2015 | Eugene Emeralds (A) | CHC | 0-2 | 2.68 | 21 | 0 | 1 | 50.1 | 43 | 17 | 15 | 9 | 1 | 1 | 1 | 9 | 70 | 9 | .224 |
| 2016 | Myrtle Beach Pelicans (A) | CHC | 0-2 | 5.21 | 13 | 0 | 1 | 19.0 | 18 | 12 | 11 | 4 | 0 | 2 | 1 | 13 | 22 | 3 | .247 |
| | South Bend Cubs (A) | CHC | 3-0 | 1.59 | 16 | 0 | 3 | 34.0 | 19 | 6 | 6 | 5 | 1 | 1 | 0 | 11 | 45 | 3 | .161 |
| 2017 | Myrtle Beach Pelicans (A) | CHC | 6-1 | 1.81 | 44 | 0 | 10 | 64.2 | 42 | 16 | 13 | 7 | 1 | 3 | 1 | 17 | 83 | 5 | .177 |
| | Tennessee Smokies (AA) | CHC | 0-0 | 0.00 | 1 | 0 | 0 | 2.0 | 1 | 0 | 0 | 0 | 0 | 0 | 0 | 1 | 4 | 0 | .125 |
| 2018 | BALTIMORE ORIOLES (AL) | BAL | 1-3 | 7.71 | 20 | 0 | 0 | 28.0 | 29 | 24 | 24 | 8 | 0 | 9 | 2 | 18 | 29 | 1 | .264 |
| | Minor League Totals | | 26-9 | 2.63 | 145 | 22 | 16 | 341.2 | 269 | 122 | 100 | 51 | 6 | 12 | 12 | 105 | 394 | 46 | .213 |
| | Major League Totals | | 1-3 | 7.71 | 20 | 0 | 0 | 28.0 | 29 | 24 | 24 | 8 | 0 | 9 | 2 | 18 | 29 | 1 | .264 |

INFIELDER

Rylan Bannon



BATS
RIGHT

THROWS
RIGHT

HEIGHT
5-10

WEIGHT
180

DOB
4/22/96

SERVICE TIME
0.000

Rylan Bannon (RYE-linn ban-inn)

BORN: Joliet, IL

OPENING DAY AGE: 22

ACQUIRED: Trade with Los Angeles Dodgers, along with OF Yusniel Díaz, RHP Dean Kremer, RHP Zach Pop & IF Breyvic Valera, in exchange for IF Manny Machado, 7/18/18

FIRST MLB HIT:

FIRST MLB HOME RUN:

RESIDES: Joliet, IL

COLLEGE: Xavier University



@RBannon4



@bannonrylan

CAREER HIGHS

HITS

4, 4x, last: 6/22/18 vs San Jose

RBI

5, 4/18/18 @ Lancaster

RUNS

4, 9/2/17 vs Orem

HOME RUNS

3, 4/18/18 @ Lancaster

STRIKEOUTS

4, 5/24/18 vs Stockton

WALKS

3, 6x, last: 9/03/18 vs Altoona

STOLEN BASES

2, 8/12/17 vs Billings

HITTING STREAK

11 games, 2018

PERSONAL

- ◆ Acquired by Baltimore from the Los Angeles Dodgers, along with OF Yusniel Díaz, RHP Dean Kremer, RHP Zach Pop & IF Breyvic Valera, for IF Manny Machado, 7/18/18.
- ◆ Originally drafted by the Los Angeles Dodgers in the 8th round of the 2017 draft.
- ◆ Attended Xavier (OH) University, where he was named the Big East Player of the Year as a junior in 2017. Was also a unanimous pick for the All-Big East First Team in 2017 after batting .339 with 15 home runs and 50 RBI for the Muskateers. Was also named All-Big East First Team during his sophomore campaign in 2016.
- ◆ Was a college roommate with LHP Zac Lowther, also a pitcher in the Orioles organization.
- ◆ Went 6-6 with a home run on his 21st birthday in a Xavier win over Butler, 4/22/17.
- ◆ Attended Joliet Catholic High School (IL), helping his team to a state title in 2013. Other notable Joliet Catholic alumni include NBA Hall of Famer George Mikan, former NFL running back Mike Alstott and current NFL tight end Coby Fleener.

RANKING ON ORIOLES TOP PROSPECT LISTS ENTERING 2019

#23 - MLB.com

2018

- ◆ Played 89 games with Class-A Rancho Cucamonga in the Dodgers organization before being traded to the Orioles on 7/18, where he played 32 games with Double-A Bowie.
- ◆ Chosen as the California League Rookie of the Year after batting .296 with 20 home runs and 61 RBI in 89 games with Rancho Cucamonga.
- ◆ Named a California League Midseason and Postseason All-Star.
- ◆ Led the California League in on-base percentage (.402) and slugging percentage (.559) while ranking 7th in the circuit with a .296 average.
- ◆ Despite not appearing in a game with Rancho Cucamonga after 7/16, still ranked among California League hitters in home runs (T-3rd, 20) and walks (4th, 59).
- ◆ Named as the second baseman on MiLB.com's Dodgers Organizational All-Star Team.
- ◆ Recorded 23 multi-hit games with Rancho Cucamonga, matching his career-high of four hits in three of those games.
- ◆ Was twice named the California League Player of the Week (6/3 and 6/24).
- ◆ Hit three home runs and drove in five runs on 4/18 at Lancaster, both career-highs.
- ◆ Had a 21-game on-base streak from 6/8 - 7/3, over which he posted a .429 OBP.
- ◆ Registered 22 walks in just 32 games with Bowie, posting a .344 on-base percentage.

2017

- ◆ Spent the entire season with the Ogden Raptors (R) in the Dodgers organization, where he hit .336 with 10 home runs and 30 RBI in 40 games.
- ◆ Named a Baseball America Rookie-Level All-Star, and was chosen as the third baseman on MiLB.com's Dodgers' Organizational All-Star Team.
- ◆ Batted .373 in 21 road games and hit .353 with RISP and two outs.
- ◆ Went 4-6 with a home run, two RBI, three runs and two stolen bases, 8/12 vs. Billings.
- ◆ Batted .333 against left-handed pitching and .336 against right-handers.
- ◆ Hit .350 (28-80) with six home runs, 17 RBI and a .436 OBP in 22 games in August.



RYLAN BANNON was named the California League Rookie of the Year in 2018 after hitting .296 with 20 home runs and 61 RBI in 89 games for Rancho Cucamonga. (Chloe Melanson/Rancho Cucamonga).

| YR | TEAM | ORG | AVG | G | AB | R | H | 2B | 3B | HR | RBI | BB | SO | SB | CS | SLG | OBP | OPS | E |
|------|-----------------------------|-----|------|-----|-----|-----|-----|----|----|----|-----|-----|-----|----|----|------|------|-------|----|
| 2017 | Ogden Raptors (R) | LAD | .336 | 40 | 149 | 39 | 50 | 8 | 0 | 10 | 30 | 19 | 29 | 5 | 0 | .591 | .425 | 1.016 | 6 |
| 2018 | Bowie Baysox (AA) | BAL | .204 | 32 | 98 | 16 | 20 | 6 | 0 | 2 | 11 | 22 | 24 | 0 | 0 | .327 | .344 | .671 | 6 |
| | Rancho Cucamonga Quakes (A) | LAD | .296 | 89 | 338 | 58 | 100 | 17 | 6 | 20 | 61 | 59 | 103 | 4 | 4 | .559 | .402 | .961 | 17 |
| | Minor League Totals | | .291 | 161 | 585 | 113 | 170 | 31 | 6 | 32 | 102 | 100 | 156 | 9 | 4 | .528 | .398 | .926 | 29 |

RIGHT-HANDED PITCHER

Michael Baumann



BATS
RIGHT

THROWS
RIGHT

HEIGHT
6-4

WEIGHT
225

DOB
9/10/95

SERVICE TIME
0.000

Michael Thomas Baumann

BORN: Mahtomedi, MN

OPENING DAY AGE: 23

ACQUIRED: Selected by Baltimore in the 3rd round of the 2017 draft

RESIDES: Mahtomedi, MN

COLLEGE: Jacksonville University



FIRST MLB STRIKEOUT:

FIRST MLB WIN:

CAREER HIGHS

STRIKEOUTS

10, 4/5/18 vs Asheville

INNINGS

7.0, 3x, last: 8/30/18 @ Potomac

WALKS

5, 2x, last: 8/7/18 @ Potomac

HOME RUNS ALLOWED

2, 3x, last: 8/18/18 @ Lynchburg

RUNS ALLOWED

8, 8/7/18 @ Potomac

EARNED RUNS ALLOWED

7, 2x, last: 8/7/18 @ Potomac

HITS ALLOWED

10, 6/28/18 vs Winston-Salem

PITCHES IN A GAME

95, 2x, last: 8/25/18 vs Carolina

PERSONAL

- Selected by Baltimore in the 3rd round of the 2017 draft. Was chosen by Minnesota in the 34th round of the 2014 draft but did not sign.
- Attended Jacksonville University, where he was a teammate of O's farmhand Austin Hays.
- Named Preseason All-Atlantic Sun Conference Pitcher of the Year as a junior (2017).
- Attended Mahtomedi High School (MN), helping lead the team to a 24-3 record and the school's first-ever appearance in the state tournament his senior season.
- Also played football in high school as an offensive and defensive lineman.

RANKING ON ORIOLES TOP PROSPECT LISTS ENTERING 2019

#27 - MLB.com

2018

- Split the year between Frederick and Delmarva, going 13-5 with a 3.17 ERA in 24 starts.
- Ranked among Orioles minor leaguers in wins (2nd, 13) and ERA (4th, 3.17).
- Opened the year with Delmarva, going 5-0 with a 1.42 ERA in seven starts.
- Held South Atlantic League hitters to a .180 average while registering more than twice as many strikeouts (47) as hits allowed (23) in 38.0 innings with the Shorebirds.
- Struck out a career-high 10 batters in his first start of the year, 4/5 vs. Asheville.
- Allowed two earned runs or less in each of his seven starts with Delmarva.
- Did not yield a home run in his seven outings with the Shorebirds (144 batters faced).
- Promoted to Frederick on 5/20 and spent the rest of the season with the Keys, going 8-5 with a 3.88 ERA in 17 starts.
- Registered a complete game win in his Frederick debut, 5/20 vs. Myrtle Beach (7.0 IP).
- Allowed three earned runs or less in 14 of his 17 starts with Frederick, including seven outings in which he yielded one earned run or less.
- Limited Carolina League hitters to a .238 average, with right-handers batting .206.
- Despite not joining Frederick until 5/20, ranked 2nd on the Keys with eight victories.
- Named Carolina League Pitcher of the Week on 9/3 after firing 7.0 shutout innings in his final start of the season, 8/30 at Potomac.

2017

- In first pro season, went 4-2 with a 1.28 ERA in 11 games (10 starts).
- Spent majority of the season with Aberdeen, going 4-2 with a 1.31 ERA.
- Earned first professional victory, 8/2 at Staten Island.
- Went 4-0 with a 0.70 ERA (2 ER, 25.2 IP) over five starts in August.
- Limited New York-Penn League batters to a .168 average, with right-handers batting just .133 (10-75) against him.
- Allowed two earned runs or fewer in each of his 10 appearances with the IronBirds.



MICHAEL BAUMANN ranked 2nd among Orioles minor leaguers with 13 victories in 2018. He is 17-7 with a 2.71 ERA over his first two professional seasons. (Patrick Cavey/Frederick Keys).

| YR | TEAM | ORG | W-L | ERA | G | GS | SV | IP | H | R | ER | 2B | 3B | HR | HB | BB | SO | WP | AVG |
|------|-------------------------|-----|------|------|----|----|----|-------|-----|----|----|----|----|----|----|----|-----|----|------|
| 2017 | Aberdeen IronBirds (A) | BAL | 4-2 | 1.31 | 10 | 9 | 0 | 41.1 | 25 | 13 | 6 | 8 | 1 | 2 | 0 | 19 | 41 | 0 | .168 |
| | GCL Orioles (R) | BAL | 0-0 | 0.00 | 1 | 1 | 0 | 1.0 | 2 | 0 | 0 | 0 | 0 | 0 | 0 | 0 | 2 | 0 | .400 |
| 2018 | Frederick Keys (A) | BAL | 8-5 | 3.88 | 17 | 17 | 0 | 92.2 | 82 | 42 | 40 | 21 | 0 | 9 | 2 | 40 | 59 | 6 | .238 |
| | Delmarva Shorebirds (A) | BAL | 5-0 | 1.42 | 7 | 7 | 0 | 38.0 | 23 | 7 | 6 | 4 | 1 | 0 | 1 | 13 | 47 | 1 | .180 |
| | Minor League Totals | | 17-7 | 2.71 | 35 | 34 | 0 | 173.0 | 132 | 62 | 52 | 33 | 2 | 11 | 3 | 72 | 149 | 7 | .211 |

RIGHT-HANDED PITCHER

Omar Bencomo



BATS
RIGHT

THROWS
RIGHT

HEIGHT
6-1

WEIGHT
170

DOB
2/10/89

SERVICE TIME
0.000

Omar David Bencomo (ben-KOH-mo)

BORN: **Valencia, VZ**
OPENING DAY AGE: **30**

RESIDES: **Fort Myers, FL**
COLLEGE:

ACQUIRED: **Signed by Baltimore as a minor league free agent, 1/19/19**



@OBencomo



@omarbencomojr

FIRST MLB STRIKEOUT:
FIRST MLB WIN:

CAREER HIGHS

STRIKEOUTS

10, 4/24/17 @ Birmingham

RUNS ALLOWED

9, 5/7/17 @ Tennessee

INNINGS

8.0, 6/9/18 @ Montgomery

EARNED RUNS ALLOWED

8, 5/7/17 @ Tennessee

WALKS

4, 5/30/17 @ Pensacola

HITS ALLOWED

11, 5/17/17 @ Mobile

HOME RUNS ALLOWED

3, 3x, last: 6/28/18 @ Tennessee

PITCHES IN A GAME

97, 2x, last: 7/24/18 vs Pensacola

PERSONAL

- ◆ Signed by Baltimore as a minor league free agent, 1/19/19.
- ◆ Originally signed out of Venezuela by Tampa Bay as a non-drafted free agent, 1/29/07.
- ◆ Signed by Minnesota as a minor league free agent, 1/19/18.
- ◆ Signed with Miami as a minor league free agent prior to the 2017 season.
- ◆ Was a member of the Venezuelan national team at the 2017 World Baseball Classic, posting a 4.91 ERA in three games (one start).

2018

- ◆ Combined to go 9-6 with a 3.45 ERA and 1.15 WHIP in 133.0 innings between Double-A Chattanooga and Triple-A Rochester.
- ◆ Spent the majority of the year with Chattanooga, where he went 8-6 with two saves and a 3.45 ERA in 26 games (17 starts).
- ◆ Named a Southern League Midseason All-Star with Chattanooga.
- ◆ Ranked among Twins minor leaguers in wins (T-5th, 9) and ERA (5th, 3.45).
- ◆ Posted a 1.56 ERA in April, limiting Southern League batters to a .234 average.
- ◆ Tossed a career-high 8.0 innings in a win at Montgomery on 6/9.
- ◆ Led the Lookouts with 120.0 innings and ranked second on the club with 102 strikeouts.
- ◆ Went 3-1 with a 1.29 ERA (4 ER, 28.0 IP) in nine relief outings with Chattanooga.
- ◆ Made two spot starts for Rochester, going 1-0 with a 3.46 ERA.
- ◆ Made nine starts for Bravos de Margarita in the Venezuelan Winter League, going 6-1 with a 1.25 ERA (7 ER, 50.1 IP).

2017

- ◆ Split the year between Double-A Jacksonville and Triple-A New Orleans in the Miami system, going 5-6 with a 4.95 ERA in 22 games (18 starts).
- ◆ Began the season with Jacksonville, going 5-4 with a 4.58 ERA in 16 games (14 starts).
- ◆ Registered 74 strikeouts in 72.2 innings with Jacksonville while issuing just 18 walks.
- ◆ Earned four of his five season victories in the month of April, going 4-0 with a 1.27 ERA and 33 strikeouts to start the season.
- ◆ Tallied a career-high 10 strikeouts with Jacksonville on 4/24 at Birmingham, getting the win after allowing one run on four hits over 7.1 innings of work.
- ◆ Assigned to New Orleans on 7/28, appearing in six games before electing free agency.

2016

- ◆ Split the year between Chattanooga and Rochester, going 7-7 with a 3.74 ERA in 24 games (11 starts) between the two levels.
- ◆ In 19 games (seven starts) with the Lookouts, went 4-6 with three saves and a 3.86 ERA.
- ◆ Went 2-1 with three saves and a 3.15 ERA in 12 relief outings for Chattanooga.
- ◆ Fired seven shutout innings in a win vs. Jacksonville, 8/7.
- ◆ Joined Rochester on 8/14 and made his final five appearances (four starts) of the season with the Red Wings, going 3-1 with a 3.49 ERA.
- ◆ Recorded his first Triple-A win in his Red Wings debut on 8/14 vs Scranton/WB, allowing two runs while striking out four over 5.2 innings of work.
- ◆ Earned a win at Norfolk on 8/25, allowing one earned run over 6.2 innings.

2015

- ◆ Opened the season playing in the Independent American Association, going 4-1 with a 3.81 ERA in nine starts for Wichita and 2-0 with a 1.93 ERA in four starts for Laredo.
- ◆ Appeared in three games in August for Class-A Fort Myers in the Twins organization, going 1-1 with a 1.50 ERA in 18.0 innings pitched.



OMAR BENCOMO posted a 3.45 ERA in 133.0 innings last season, a mark that ranked 5th among Twins minor leaguers. (Bare Antolos/Rochester Democrat & Chronicle).

| YR | TEAM | ORG | W-L | ERA | G | GS | SV | IP | H | R | ER | 2B | 3B | HR | HB | BB | SO | WP | AVG |
|------|------------------------------|-----|-------|------|-----|----|----|-------|-----|-----|-----|----|----|----|----|----|-----|----|------|
| 2007 | VSL Devil Rays/Reds (R) | TB | 2-3 | 2.89 | 12 | 8 | 0 | 46.2 | 53 | 24 | 15 | 7 | 0 | 2 | 6 | 6 | 31 | 1 | .288 |
| 2008 | VSL Rays (R) | TB | 1-6 | 4.45 | 15 | 8 | 0 | 60.2 | 68 | 36 | 30 | 8 | 3 | 4 | 7 | 3 | 55 | 5 | .274 |
| 2009 | Princeton Rays (R) | TB | 2-1 | 3.47 | 9 | 9 | 0 | 36.1 | 37 | 20 | 14 | 12 | 1 | 5 | 1 | 5 | 29 | 1 | .253 |
| 2010 | Hudson Valley Renegades (A) | TB | 1-3 | 4.60 | 15 | 3 | 0 | 47.0 | 42 | 29 | 24 | 6 | 3 | 4 | 3 | 7 | 41 | 1 | .228 |
| 2011 | Bowling Green Hot Rods (A) | TB | 4-5 | 3.97 | 38 | 0 | 0 | 79.1 | 87 | 38 | 35 | 21 | 4 | 11 | 4 | 13 | 52 | 2 | .281 |
| 2015 | Wichita (IND) | -- | 4-1 | 3.81 | 9 | 9 | 0 | 56.2 | 52 | 27 | 24 | -- | -- | 3 | 1 | 12 | 56 | 10 | -- |
| | Laredo (IND) | -- | 2-0 | 1.93 | 4 | 4 | 0 | 28.0 | 30 | 9 | 6 | -- | -- | 1 | 1 | 4 | 16 | 2 | -- |
| | Fort Myers Miracle (A) | MIN | 1-1 | 1.50 | 3 | 3 | 0 | 18.0 | 11 | 6 | 3 | 2 | 1 | 0 | 1 | 5 | 5 | 1 | .180 |
| 2016 | Chattanooga Lookouts (AA) | MIN | 4-6 | 3.86 | 19 | 7 | 3 | 56.0 | 60 | 32 | 24 | 11 | 3 | 5 | 3 | 18 | 41 | 1 | .279 |
| | Rochester Red Wings (AAA) | MIN | 3-1 | 3.49 | 5 | 4 | 0 | 28.1 | 31 | 12 | 11 | 4 | 3 | 2 | 0 | 5 | 23 | 1 | .277 |
| 2017 | Jacksonville (AA) | MIA | 5-4 | 4.58 | 16 | 14 | 0 | 72.2 | 80 | 39 | 37 | 16 | 1 | 10 | 3 | 18 | 74 | 3 | .278 |
| | New Orleans Baby Cakes (AAA) | MIA | 0-2 | 6.30 | 6 | 4 | 0 | 20.0 | 25 | 14 | 14 | 6 | 1 | 5 | 3 | 6 | 18 | 3 | .325 |
| 2018 | Chattanooga Lookouts (AA) | MIN | 8-6 | 3.45 | 26 | 17 | 2 | 120.0 | 128 | 56 | 46 | 18 | 5 | 16 | 8 | 17 | 102 | 3 | .278 |
| | Rochester Red Wings (AAA) | MIN | 1-0 | 3.46 | 2 | 2 | 0 | 13.0 | 6 | 5 | 5 | 1 | 0 | 1 | 1 | 2 | 10 | 0 | .136 |
| | Independent League Totals | | 6-1 | 3.19 | 13 | 13 | 0 | 84.2 | 82 | 36 | 30 | -- | -- | 4 | 2 | 16 | 72 | 12 | -- |
| | Minor League Totals | | 29-29 | 3.91 | 139 | 63 | 5 | 490.2 | 507 | 251 | 213 | 97 | 22 | 59 | 27 | 96 | 395 | 16 | .267 |

INFIELDER

Christopher Bostick

BATS
RIGHTTHROWS
RIGHTHEIGHT
5-10WEIGHT
200DOB
3/24/93SERVICE TIME
0.068

Christopher Michael Bostick (BAH-stick)

BORN: Rochester, NY

OPENING DAY AGE: 26

ACQUIRED: Signed by Baltimore as a minor league free agent, 11/14/18

RESIDES: Charles Town, WV

COLLEGE:



@leanonmeCB



@leanonmecb

FIRST MLB HIT: Double off of Felix Peña, 9/7/17 vs. CHC

FIRST MLB HOME RUN:

CAREER HIGHS

HITS

4, 2x, last: 5/13/17 vs Norfolk

RBI

4, 6x, last: 7/31/15 @ Portland

RUNS

3, 6x, last: 5/21/16 vs Bowie

HOME RUNS

2, 6/15/13 vs Clinton

STRIKEOUTS

4, 3x, last: 6/26/18 @ Toledo

WALKS

3, 3x, last: 7/28/18 vs Buffalo

STOLEN BASES

2, 9x, last: 5/21/16 vs Bowie

HITTING STREAK

16 games, 2013

PERSONAL

- ♦ Signed by Baltimore as a minor league free agent, 11/14/18.
- ♦ Originally drafted out of high school by Oakland in the 44th round of the 2011 draft. Graduated from Aquinas Institute in Rochester, NY, where he hit .510 his senior season. Also played football in high school, helping lead his team to a state title in 2010 as a wide receiver.
- ♦ Signed a letter of intent to play baseball at St. John's University.

2018

- ♦ Named an International League Midseason All-Star with Indianapolis for the second consecutive year, batting .295 with four home runs and 34 RBI in 78 games with the club.
- ♦ Hit safely in 58 of his 78 games with the Indians and posted a .351 on-base percentage.
- ♦ Batted .327 with 20 RBI in 40 road games with Indianapolis.
- ♦ Registered five straight multi-hit games from 5/17 - 5/21 and seven multi-hit games in eight contests from 5/13 - 5/21. Batted .457 (16-35) with 10 RBI over that eight-game span.
- ♦ Recalled to Pittsburgh on 7/31 and appeared in two games with the Pirates before being optioned to Indianapolis on 8/4. Designated for assignment by Pittsburgh on 8/7 before being traded to Miami in exchange for cash considerations, 8/12. Appeared in two games with Miami before being optioned to New Orleans on 8/15. Recalled from New Orleans on 9/4 and spent the rest of the season with Miami before being outrighted on 10/11.
- ♦ In 16 games with New Orleans, hit .281 with six RBI and a .338 OBP.
- ♦ Batted .214 with a double and two RBI in 13 games with the Marlins.

2017

- ♦ Spent most of the year with Indianapolis, batting .294 with seven home runs and 57 RBI.
- ♦ Named an International League Midseason All-Star.
- ♦ Named Indianapolis Team MVP after leading the team in average (.294), doubles (33), runs (75) and multi-hit games (44).
- ♦ Ranked among IL leaders in average (3rd, .294), hits (2nd, 143) and runs (T-3rd, 75).
- ♦ Matched his career-high with four hits, 5/13 vs. Norfolk (4-5, 2 doubles, RBI).
- ♦ Made his MLB debut with Pittsburgh on 5/8 at Los Angeles. Recorded his first Major League hit on 9/7 vs Chicago (NL) with a double off of Felix Peña.
- ♦ Named to MiLB.com's Pirates Organization All-Star Team.

2016

- ♦ Spent the season in the Nationals organization with Double-A Harrisburg and Triple-A Syracuse, combining to hit .250 with eight home runs and 51 RBI in 135 games.
- ♦ Hit .324 in the month of May (29 games) with 13 multi-hit performances.
- ♦ Homered in back-to-back games on 6/7 and 6/8 vs Hartford.
- ♦ Was leading the Eastern League in triples (8) before being promoted to Triple-A on 6/26.
- ♦ Traded by Washington to Pittsburgh on 9/26 in exchange for C Taylor Gushue and cash.

2015

- ♦ Played 62 games for Class-A Potomac in the Nationals organization before being promoted to Double-A Harrisburg on 6/15, playing the remainder of the season (75 games) there.
- ♦ Combined to hit .258 with 12 home runs, eight triples and 58 RBI between the two teams.
- ♦ Ranked first among Nationals minor league players with a career-high 31 stolen bases.
- ♦ Had a 13-game hitting streak from 5/27-6/9 and hit .400 (22-55) during that span.

2014

- ♦ Spent the entire season with Class-A Myrtle Beach in the Rangers organization.
- ♦ Ranked second among Carolina League hitters in at-bats (495), runs scored (81) and total bases (204). He also ranked third in the league in extra-base hits (50).
- ♦ Traded to Washington, along with RHP Abel De Los Santos, in exchange for LHP Ross Detwiler, 12/12.

2013

- ♦ Began the season ranked as Oakland's 20th-best prospect by Baseball America.
- ♦ Played the entire season with Class-A Beloit (129 games), batting .282 with 14 home runs, 33 extra-base hits and a third-best 89 RBI in the Midwest League.
- ♦ Named MiLB.com Organization All-Star.
- ♦ Traded from Oakland to Texas, along with OF Michael Choice, in exchange for OF Craig Gentry and RHP Josh Lindblom, 12/3.

2012

- ♦ Named New York-Penn League Midseason All-Star with Class-A Vermont.

2011

- ♦ Batted .442 over 14 games with the AZL Athletics in his first pro season.

| YR | TEAM | ORG | AVG | G | AB | R | H | 2B | 3B | HR | RBI | BB | SO | SB | CS | SLG | OBP | OPS | E |
|------|------------------------------|-----|------|-----|------|-----|-----|-----|----|----|-----|-----|-----|-----|----|------|------|-------|-----|
| 2011 | AZL Athletics (R) | OAK | .442 | 14 | 52 | 13 | 23 | 6 | 1 | 1 | 5 | 3 | 12 | 4 | 0 | .654 | .482 | 1.136 | 3 |
| 2012 | Vermont Lake Monsters (A) | OAK | .251 | 70 | 279 | 41 | 70 | 16 | 4 | 3 | 29 | 27 | 66 | 12 | 5 | .369 | .325 | .694 | 18 |
| 2013 | Beloit Snappers (A) | OAK | .282 | 129 | 489 | 75 | 138 | 25 | 8 | 14 | 89 | 51 | 122 | 25 | 8 | .452 | .354 | .806 | 22 |
| 2014 | Myrtle Beach Pelicans (A) | TEX | .251 | 130 | 495 | 81 | 124 | 31 | 8 | 11 | 62 | 47 | 116 | 24 | 11 | .412 | .322 | .734 | 19 |
| 2015 | Potomac Nationals (A) | WSH | .274 | 62 | 234 | 23 | 64 | 10 | 3 | 4 | 18 | 19 | 44 | 15 | 3 | .393 | .344 | .737 | 7 |
| | Harrisburg Senators (AA) | WSH | .247 | 75 | 296 | 34 | 73 | 12 | 5 | 8 | 40 | 12 | 56 | 16 | 5 | .402 | .286 | .688 | 8 |
| 2016 | Harrisburg Senators (AA) | WSH | .290 | 71 | 262 | 34 | 76 | 11 | 8 | 6 | 33 | 25 | 58 | 8 | 8 | .462 | .356 | .818 | 10 |
| | Syracuse Chiefs (AAA) | WSH | .203 | 64 | 222 | 27 | 45 | 11 | 2 | 2 | 18 | 16 | 67 | 3 | 2 | .297 | .261 | .558 | 10 |
| 2017 | PITTSBURGH PIRATES (NL) | PIT | .296 | 20 | 27 | 6 | 8 | 2 | 0 | 0 | 1 | 4 | 9 | 0 | 1 | .370 | .406 | .776 | 0 |
| | Indianapolis Indians (AAA) | PIT | .294 | 126 | 486 | 75 | 143 | 33 | 3 | 7 | 57 | 45 | 97 | 8 | 9 | .418 | .362 | .780 | 6 |
| 2018 | PITTSBURGH PIRATES (NL) | PIT | .000 | 2 | 2 | 0 | 0 | 0 | 0 | 0 | 0 | 0 | 1 | 0 | 0 | .000 | .000 | .000 | 0 |
| | MIAMI MARLINS (NL) | MIA | .214 | 13 | 14 | 0 | 3 | 1 | 0 | 0 | 2 | 2 | 6 | 0 | 0 | .286 | .313 | .599 | 0 |
| | GCL Pirates (R) | PIT | .375 | 3 | 8 | 3 | 3 | 1 | 0 | 0 | 2 | 3 | 0 | 1 | 0 | .500 | .545 | 1.045 | 0 |
| | Indianapolis Indians (AAA) | PIT | .295 | 78 | 298 | 32 | 88 | 24 | 3 | 4 | 32 | 24 | 66 | 6 | 3 | .436 | .351 | .787 | 1 |
| | New Orleans Baby Cakes (AAA) | MIA | .281 | 16 | 64 | 6 | 18 | 1 | 0 | 0 | 6 | 5 | 19 | 1 | 1 | .297 | .338 | .635 | 0 |
| | Minor League Totals | | .272 | 838 | 3185 | 444 | 865 | 181 | 45 | 60 | 391 | 277 | 723 | 123 | 55 | .413 | .337 | .750 | 104 |
| | Major League Totals | | .256 | 35 | 43 | 6 | 11 | 3 | 0 | 0 | 3 | 6 | 16 | 0 | 1 | .326 | .360 | .686 | 0 |

CATCHER

Cael Brockmeyer

BATS
RIGHTTHROWS
RIGHTHEIGHT
6-5WEIGHT
235DOB
10/8/91SERVICE TIME
0.000

Cael Stewart Brockmeyer (kale brock-my-err)

BORN: San Diego, CA

OPENING DAY AGE: 27

ACQUIRED: Signed by Baltimore as a minor league free agent, 1/15/19

RESIDES: Vineyard Haven, MA

COLLEGE: Cal-State Bakersfield



@BigBrock9



@bigbrock9

FIRST MLB HIT:

FIRST MLB HOME RUN:

CAREER HIGHS

HITS

4, 6/29/14 @ Beloit

RBI

5, 7/21/15 vs Salem

RUNS

3, 6x, last: 7/27/18 @ Arkansas

HOME RUNS

1, several times

STRIKEOUTS

5, 6/13/15 @ Peoria

WALKS

2, several times

STOLEN BASES

1, 4x, last: 8/31/18 vs NW Arkansas

HITTING STREAK

10 games, 2018

PERSONAL

- ◆ Signed by Baltimore as a minor league free agent, 1/15/19.
- ◆ Originally drafted by the Cubs in the 16th round of the 2013 draft.
- ◆ Attended Cal State Bakersfield, where he hit .330 during his junior season (2013) to help lead the Roadrunners to a first place finish in the Western Athletic Conference.
- ◆ Attended Avon Old Farms School (Avon, CT), the same high school that produced Astros OF George Springer.

2018

- ◆ Attended Spring Training with the Cubs before being released on 3/27. Signed with the Los Angeles Dodgers as a free agent on 3/28.
- ◆ Batted .304 with four home runs and 33 RBI in 73 games between Tulsa and Oklahoma City.
- ◆ Hit .415 over the first 14 games of the season with Oklahoma City before being assigned to Tulsa on 5/16. Batted .279 with four home runs and 31 RBI in 59 games with Tulsa.
- ◆ Had a career-high 10-game hitting streak with Tulsa from 7/22-8/2, hitting .343 (12-35) during that span.
- ◆ Appeared defensively at first base (25 games) and catcher (28 games) with the Drillers.
- ◆ Elected free agency on 11/2.

2017

- ◆ Spent most of the season with Double-A Tennessee in the Cubs system, batting .179 with six home runs and 19 RBI in 70 games.
- ◆ Homered in back-to-back games, 5/15 and 5/17 vs. Montgomery.
- ◆ Drove in a run in three consecutive games, 7/14 - 7/20.
- ◆ Threw out 21.4% of attempted basestealers (6-28) and made just one error in 214 chances.
- ◆ Played two games at Triple-A Iowa, batting .444 (4-9) with a home run and two RBI.

2016

- ◆ Split the year between Myrtle Beach, Tennessee and Iowa in the Cubs system, hitting .231 with seven home runs and 26 RBI across the three levels.
- ◆ Opened the year at Myrtle Beach, hitting .190 in 24 games before joining Tennessee on 5/29. Homered in his first game with the Smokies, 5/29 at Chattanooga.
- ◆ Batted .317 with Tennessee before being promoted to Iowa on 6/17. Spent the remainder of the season with the I-Cubs, hitting .228 over 35 games.
- ◆ Belted first Triple-A home run, 7/9 at Colorado Springs.

2015

- ◆ Appeared in 111 games across four levels of the Cubs system, batting .251 with nine home runs, 24 doubles and 61 RBI between South Bend, Myrtle Beach, Tennessee and Iowa.
- ◆ Named Midwest League Midseason All-Star with South Bend, hitting .292 with five home runs and 33 RBI before the All-Star break.
- ◆ Named Midwest League Player of the Week on 4/20.
- ◆ Hit a grand slam and drove in a career-best five runs, 7/21 vs. Salem.
- ◆ Batted .349 against left-handed pitchers with South Bend.

2014

- ◆ Spent the entire season with Class-A Kane County, hitting .297 with eight home runs, 16 extra-base hits and 43 RBI in 77 games.
- ◆ Hit .367 (22-60) in the month of May.
- ◆ Batted .457 (27-59) with 13 RBI in the eighth inning or later, including extra innings.

2013

- ◆ Made two appearances at Triple-A Iowa but spent the majority of the season with Class-A Boise, where he hit .271 overall and .429 (15-35) against left-handers.
- ◆ Recorded first Triple-A hit with Iowa on 8/6 at Tacoma.



CAEL BROCKMEYER spent his first five professional seasons in the Cubs system before signing with the Dodgers in 2018. He signed with Baltimore on 1/15/19. (Larry Kave/Myrtle Beach Pelicans).

| YR | TEAM | ORG | AVG | G | AB | R | H | 2B | 3B | HR | RBI | BB | SO | SB | CS | SLG | OBP | OPS | E |
|---------------------|-----------------------------|-----|------|-----|------|-----|-----|----|----|----|-----|-----|-----|----|----|-------|------|-------|----|
| 2013 | Iowa Cubs (AAA) | CHC | .167 | 2 | 6 | 0 | 1 | 0 | 0 | 0 | 0 | 1 | 3 | 0 | 0 | .167 | .375 | .542 | 1 |
| | Boise Hawks (A) | CHC | .271 | 33 | 107 | 20 | 29 | 5 | 1 | 0 | 14 | 7 | 22 | 2 | 0 | .336 | .355 | .691 | 3 |
| 2014 | Kane County Cougars (A) | CHC | .297 | 77 | 256 | 31 | 76 | 14 | 2 | 8 | 43 | 18 | 48 | 0 | 0 | .461 | .366 | .827 | 7 |
| 2015 | Iowa Cubs (AAA) | CHC | .125 | 5 | 8 | 0 | 1 | 0 | 0 | 0 | 0 | 0 | 2 | 0 | 0 | .125 | .125 | .250 | 0 |
| | Myrtle Beach Pelicans (A) | CHC | .217 | 36 | 120 | 15 | 26 | 6 | 0 | 3 | 24 | 17 | 32 | 0 | 1 | .342 | .324 | .666 | 3 |
| | South Bend Cubs (A) | CHC | .274 | 63 | 237 | 31 | 65 | 16 | 1 | 5 | 33 | 27 | 60 | 1 | 1 | .414 | .356 | .770 | 3 |
| | Tennessee Smokies (AA) | CHC | .238 | 7 | 21 | 1 | 5 | 2 | 0 | 1 | 4 | 2 | 4 | 0 | 0 | .476 | .292 | .768 | 1 |
| 2016 | Iowa Cubs (AAA) | CHC | .228 | 35 | 92 | 8 | 21 | 6 | 1 | 1 | 7 | 6 | 31 | 0 | 0 | .348 | .276 | .624 | 2 |
| | Myrtle Beach Pelicans (A) | CHC | .190 | 24 | 79 | 9 | 15 | 2 | 0 | 4 | 12 | 10 | 19 | 2 | 0 | .367 | .293 | .660 | 0 |
| | Tennessee Smokies (AA) | CHC | .317 | 12 | 41 | 4 | 13 | 3 | 0 | 2 | 7 | 1 | 8 | 0 | 0 | .537 | .364 | .901 | 0 |
| 2017 | Iowa Cubs (AAA) | CHC | .444 | 2 | 9 | 3 | 4 | 2 | 0 | 1 | 2 | 0 | 1 | 0 | 0 | 1.000 | .400 | 1.400 | 0 |
| | Tennessee Smokies (AA) | CHC | .179 | 70 | 195 | 18 | 35 | 5 | 1 | 6 | 19 | 14 | 58 | 0 | 0 | .308 | .256 | .564 | 4 |
| 2018 | Oklahoma City Dodgers (AAA) | LAD | .415 | 14 | 41 | 7 | 17 | 5 | 0 | 0 | 2 | 3 | 10 | 0 | 0 | .537 | .455 | .992 | 0 |
| | Tulsa Drillers (AA) | LAD | .279 | 59 | 183 | 25 | 51 | 8 | 0 | 4 | 31 | 17 | 55 | 3 | 0 | .388 | .362 | .750 | 3 |
| Minor League Totals | | | .257 | 439 | 1395 | 172 | 359 | 74 | 6 | 35 | 198 | 123 | 353 | 8 | 2 | .394 | .335 | .729 | 27 |

OUTFIELDER

Jaycob Brugman

BATS
LEFTTHROWS
LEFTHEIGHT
6-0WEIGHT
195DOB
1/18/92SERVICE TIME
0.063

Jaycob Hull Brugman (brug-minn)

BORN: Chandler, AZ

OPENING DAY AGE: 27

ACQUIRED: Trade with Oakland, in exchange for a PTBNL or cash considerations, 11/22/17

FIRST MLB HIT: Single off of Erasmo Ramirez, 6/10/17 @ TB

FIRST MLB HOME RUN: Solo HR off of James Shields, 6/24/17 @ CWS

RESIDES: Phoenix, AZ

COLLEGE: Brigham Young University



@bruggy4



@bruggy4

CAREER HIGHS

HITS

6, 5/25/15 vs. Corpus Christi

RBI

5, 2x, last: 5/28/17 vs. Col. Springs

RUNS

4, 8/16/14 vs. San Jose

HOME RUNS

2, 3x, last: 8/16/14 vs. San Jose

STRIKEOUTS

4, 2x, last: 4/9/18 vs. Charlotte

WALKS

3, 4x, last: 5/24/17 vs. Omaha

STOLEN BASES

2, 5x, last: 6/15/18 vs. Charlotte

HITTING STREAK

11 games, 2017

PERSONAL

◆ Acquired by Baltimore in a trade with Oakland in exchange for a Player To Be Named Later or cash considerations, 11/22/17. RHP Jake Bray was sent to Oakland on 12/19/17 to complete the trade.

◆ Originally selected by Oakland in the 17th round of the 2013 draft. Was selected by the New York Yankees in the 39th round of the 2010 draft but did not sign.

◆ Attended Brigham Young University, where he was named to two Freshman All-American teams and was the Mountain West Conference Freshman of the Year in 2011.

◆ Graduated from Desert Vista High School (AZ) where he lettered in baseball & basketball.

◆ His parents are named Jayson and Jaylene, and all four of Jaycob's siblings have names beginning with "Jay" - sisters Jayna and Jaymee and brothers Jayson and Jayden.

2018

◆ Designated for assignment by the Orioles on 2/21, and outrighted to Norfolk on 2/25.

◆ Spent the majority of the season with Norfolk, hitting .248 with five home runs, 25 RBI and 32 runs scored in 66 games with the Tides.

◆ Batted .272 (44-162) against right-handed pitching. All five of his home runs and 23 of his 25 runs batted in came against right-handers.

◆ Registered 15 multi-hit games with Norfolk, including four games with three hits.

◆ Played all three outfield positions with the Tides, registering five outfield assists while committing just two errors. Both errors came in the same game (8/14 @ Pawtucket).

◆ Batted .310 (27-87) with a home run, eight RBI and 11 runs scored in 24 games in May.

◆ Appeared in 12 games with Double-A Bowie, hitting .261 with three homers and six RBI.

2017

◆ Split the season between Triple-A Nashville and Oakland in the Athletics organization.

◆ Opened the season on the disabled list with a leg injury; transferred from Extended Spring Training to Nashville on 5/2.

◆ Had his contract selected by Oakland on 6/9 and made his MLB debut that night in a start at Tampa Bay. He registered his first two big league hits the next night at Tampa.

◆ Appeared in 48 games for Oakland, batting .266 with three homers, 12 RBI and a .346 OBP.

◆ Registered his first MLB three-hit game - including a solo home run - 7/30 vs. Minnesota.

◆ With Nashville, set a career-high by hitting in 11 consecutive games, 5/14 - 5/23.

◆ Went 4-4 with a home run, four RBI and two runs scored, 5/16 at Fresno.

◆ Optioned to Nashville on 8/11; suffered a broken foot on a foul ball on 8/16 and missed remainder of the regular season.

◆ Appeared in nine games with Mesa in the Arizona Fall League, posting a .341 OBP.

2016

◆ Split time with Triple-A Nashville and Double-A Midland in the Athletics organization, combining to hit .285 with 12 home runs, 33 doubles and 87 RBI in 132 games.

◆ Ranked among Athletics organizational leaders in hits (2nd, 155), total bases (2nd, 238), extra-base hits (T-2nd, 52), doubles (3rd, 33), RBI (3rd, 87), triples (T-3rd, 7), average (4th, .285), runs scored (6th, 77), slugging percentage (6th, .438) and OBP (7th, .347).

◆ His eight sacrifice flies was tied for the most in the Pacific Coast League.

◆ Registered 40 multi-hit games, including six four-hit games.

◆ His 543 at-bats tied for fourth in all of Minor League Baseball.

◆ Did not commit an error in 93 games and 209 total chances with Nashville and made just two errors in 131 games overall between Nashville and Midland (.993 fielding percentage). He finished the season with a 115-game errorless streak.

2015

◆ With Double-A Midland, hit .260 with six home runs and 63 RBI in 132 games.

◆ Ranked among Texas League leaders in triples (2nd, 8) and extra-base hits (T-10th, 41).

◆ Hit .429 with eight runs batted in, four home runs, and three doubles in six postseason games to help guide Midland to a Texas League Championship.

◆ Played for Mesa in the Arizona Fall League and batted .266 with two RBI in 17 games.

2014

◆ Split the year between Class-A Beloit and Stockton, batting .280 with 21 home runs and 72 RBI in 120 games between the two clubs.

◆ Ranked among A's farm system leaders in triples (T-1st, 6) and home runs (3rd, 21).

◆ Homered in five straight games from 8/6 to 8/12.



JAYCOB BRUGMAN posted a .321 on-base percentage and registered 15 multi-hit contests in 66 games with Norfolk during the 2018 season. (Scott Sears/Norfolk Tides).

| YR | TEAM | ORG | AVG | G | AB | R | H | 2B | 3B | HR | RBI | BB | SO | SB | CS | SLG | OBP | OPS | E |
|------|---------------------------|-----|------|-----|------|-----|-----|-----|----|----|-----|-----|-----|----|----|------|------|------|----|
| 2013 | Vermont Lake Monsters (A) | OAK | .261 | 49 | 165 | 13 | 43 | 9 | 4 | 1 | 23 | 7 | 48 | 7 | 0 | .382 | .301 | .683 | 2 |
| 2014 | Stockton Ports (A) | OAK | .282 | 50 | 195 | 34 | 55 | 6 | 2 | 13 | 35 | 16 | 50 | 3 | 3 | .533 | .332 | .865 | 1 |
| | Beloit Snappers (A) | OAK | .278 | 70 | 248 | 33 | 69 | 19 | 4 | 8 | 37 | 35 | 65 | 5 | 2 | .484 | .371 | .855 | 1 |
| 2015 | Midland RockHounds (AA) | OAK | .260 | 132 | 500 | 61 | 130 | 27 | 8 | 6 | 63 | 62 | 89 | 11 | 7 | .382 | .343 | .725 | 3 |
| 2016 | Midland RockHounds (AA) | OAK | .261 | 38 | 157 | 27 | 41 | 7 | 3 | 5 | 20 | 16 | 33 | 2 | 3 | .439 | .335 | .774 | 2 |
| | Nashville Sounds (AAA) | OAK | .295 | 94 | 386 | 50 | 114 | 26 | 4 | 7 | 67 | 36 | 88 | 5 | 3 | .438 | .352 | .790 | 0 |
| 2017 | OAKLAND ATHLETICS (AL) | OAK | .266 | 48 | 143 | 12 | 38 | 2 | 0 | 3 | 12 | 18 | 38 | 1 | 2 | .343 | .346 | .689 | 2 |
| | Nashville Sounds (AAA) | OAK | .275 | 38 | 153 | 17 | 42 | 5 | 1 | 1 | 9 | 19 | 28 | 3 | 1 | .340 | .355 | .695 | 0 |
| 2018 | Bowie Baysox (AA) | BAL | .261 | 12 | 46 | 10 | 12 | 3 | 0 | 3 | 6 | 3 | 15 | 0 | 0 | .522 | .306 | .828 | 0 |
| | NORFOLK TIDES (AAA) | BAL | .248 | 66 | 218 | 32 | 54 | 8 | 3 | 5 | 25 | 23 | 59 | 6 | 1 | .381 | .321 | .702 | 2 |
| | Minor League Totals | | .271 | 549 | 2068 | 277 | 560 | 110 | 29 | 49 | 285 | 217 | 475 | 42 | 20 | .423 | .341 | .764 | 11 |
| | Major League Totals | | .266 | 48 | 143 | 12 | 38 | 2 | 0 | 3 | 12 | 18 | 38 | 1 | 2 | .343 | .346 | .688 | 2 |

RIGHT-HANDED PITCHER

Cody Carroll



BATS **RIGHT** THROWS **RIGHT** HEIGHT **6-5** WEIGHT **210** DOB **10/15/92** SERVICE TIME **0.062**

Cody Mark Carroll (care-uhl)

BORN: **Mount Juliet, TN** RESIDES: **Mount Juliet, TN**
 OPENING DAY AGE: **26** COLLEGE: **University of Southern Mississippi**
 ACQUIRED: **Trade with New York Yankees, along with RHP Dillon Tate & LHP Josh Rogers, in exchange for LHP Zach Britton, 7/24/18**
 FIRST MLB STRIKEOUT: **Brandon Lowe, 8/9/18 @ TB**
 FIRST MLB WIN:



@Cody_Carroll37



@cody_carroll43

CAREER HIGHS

| STRIKEOUTS | INNINGS | WALKS | HOME RUNS ALLOWED |
|----------------------------------|-------------------------------|---------------------------------|--------------------------|
| 7, 2x, last: 5/20/16 vs Columbia | 6.0, 5/25/16 vs West Virginia | 4, 2x, last: 8/29/18 @ Gwinnett | 3, 9/26/18 @ Boston |
| RUNS ALLOWED | EARNED RUNS ALLOWED | HITS ALLOWED | PITCHES IN A GAME |
| 6, 2x, last: 6/26/16 @ Rome | 5, 2x, last: 9/26/18 @ Boston | 7, 7/13/16 vs Rome | 88, 5/31/16 @ Greenville |

PERSONAL

- Acquired by Baltimore in a trade with the New York Yankees, along with RHP Dillon Tate and LHP Josh Rogers, in exchange for LHP Zach Britton on 7/24/18.
- Originally drafted by the New York Yankees in the 22nd round of the 2015 draft.
- Attended the University of Southern Mississippi, going 8-7 with a 3.50 ERA in 28 games.
- Underwent Tommy John surgery his senior year of high school and was a medical redshirt as a freshman at Southern Miss. Attended Mount Juliet High School (TN).

RANKING ON ORIOLES TOP PROSPECT LISTS ENTERING 2019

#21 - MLB.com

2018

- Spent the majority of the season at Triple-A, combining to go 4-0 with nine saves and a 2.72 ERA in 37 games between Scranton/Wilkes-Barre (32 games) and Norfolk (five games).
- Made 32 relief appearances with Scranton/WB, going 3-0 with nine saves and a 2.38 ERA before being traded to Baltimore on 7/24.
- Named International League Midseason All-Star with Scranton/Wilkes-Barre.
- Limited IL batters to a .184 average with Scranton, with right-handers batting just .125.
- With Scranton, IL batters hit just .121 against him (4-33) when leading off an inning.
- Recorded a 11.90 K/9.0 IP (55 strikeouts in 41.2 innings) ratio with Scranton Wilkes-Barre.
- Joined Norfolk on 7/26 after being acquired in a trade, earning a win vs. Syracuse that night.
- Did not allow a home run in 178 batters faced between Scranton/WB and Norfolk.
- Had his contract selected by Baltimore on 7/31 and made his MLB debut on 8/1 at Yankee Stadium, allowing one hit in a scoreless inning.
- Recorded first MLB strikeout on 8/9 at Tampa Bay (Brandon Lowe).
- Appeared in 15 games with Baltimore, registering 16 strikeouts in 17.0 innings.

2017

- Split the season between Class-A Tampa and Double-A Trenton in the Yankees system, going 2-5 with seven saves and a 2.54 ERA in 39 appearances.
- Named a Florida State League Midseason All-Star with Class-A Tampa, going 1-0 with two saves and a 2.25 ERA in 13 games.
- Registered 20 more strikeouts (30) than hits allowed (10) in 20.0 IP with Tampa.
- Promoted to Double-A Trenton on 5/27, going 2-5 with five saves and a 2.66 ERA in 26 relief appearances.
- His 11.90 K/9.0 IP ratio (89 strikeouts in 67.1 innings) ranked third among Yankees minor league relievers.
- Between Tampa and Trenton, limited opposing hitters a .191 average.
- Played in the Arizona Fall League following the regular season, pitching 11.2 scoreless innings across nine appearances for the Scottsdale Scorpions.

2016

- Spent the season with Class-A Charleston, going 4-4 with a 3.15 ERA in 26 games (six starts).
- Named a South Atlantic League Midseason All-Star.
- Limited opposing right-handed hitters to a .214 average.
- Set career-highs with seven strikeouts in back-to-back appearances, 5/14 at Lexington (5.0-inning start) and 5/20 vs. Columbia (4.0-inning relief outing).
- Allowed just one earned run in 21.0 innings pitched over his final seven appearances.
- Ranked fifth among South Atlantic League relief pitchers with a 9.65 K/9.0 IP ratio (69 strikeouts in 64.1 innings) out of the bullpen.

2015

- Went 1-1 with three saves and a 1.75 ERA in 14 relief outings for rookie-level Pulaski.
- Did not allow a run in 12 of his 14 appearances.
- Allowed opposing hitters to bat just .186, with lefties batting only .103 (4-39) against him.
- Did not allow a run in his final seven appearances of the season (14.2 innings).



CODY CARROLL registered 27 more strikeouts (58) than hits allowed (31) in 37 appearances between Scranton/WB and Norfolk during the 2018 season. (Scott Sears/Norfolk Tides).

| YR | TEAM | ORG | W-L | ERA | G | GS | SV | IP | H | R | ER | 2B | 3B | HR | HB | BB | SO | WP | AVG |
|------|------------------------------|-----|-------|------|-----|----|----|-------|-----|----|----|----|----|----|----|-----|-----|----|------|
| 2015 | Pulaski Yankees (R) | NY | 1-1 | 1.75 | 14 | 0 | 3 | 25.2 | 16 | 5 | 5 | 2 | 0 | 0 | 2 | 14 | 26 | 2 | .186 |
| 2016 | Charleston RiverDogs (A) | NY | 4-4 | 3.15 | 26 | 6 | 3 | 91.1 | 89 | 45 | 32 | 15 | 5 | 3 | 7 | 41 | 90 | 10 | .259 |
| 2017 | Trenton Thunder (AA) | NY | 2-5 | 2.66 | 26 | 0 | 5 | 47.1 | 36 | 15 | 14 | 4 | 0 | 4 | 3 | 22 | 59 | 2 | .212 |
| | Tampa Yankees (A) | NY | 1-0 | 2.25 | 13 | 0 | 2 | 20.0 | 10 | 7 | 5 | 3 | 0 | 1 | 0 | 8 | 30 | 0 | .141 |
| 2018 | BALTIMORE ORIOLES (AL) | BAL | 0-2 | 9.00 | 15 | 0 | 0 | 17.0 | 21 | 17 | 17 | 2 | 0 | 6 | 0 | 13 | 16 | 3 | .296 |
| | Scranton/WB RailRiders (AAA) | NY | 3-0 | 2.38 | 32 | 0 | 9 | 41.2 | 27 | 13 | 11 | 3 | 1 | 0 | 4 | 18 | 55 | 2 | .184 |
| | NORFOLK TIDES (AAA) | BAL | 1-0 | 5.79 | 5 | 0 | 0 | 4.2 | 4 | 3 | 3 | 1 | 0 | 0 | 0 | 4 | 3 | 0 | .222 |
| | Minor League Totals | | 12-10 | 2.73 | 116 | 6 | 22 | 230.2 | 182 | 88 | 70 | 28 | 6 | 8 | 16 | 107 | 263 | 16 | .218 |
| | Major League Totals | | 0-2 | 9.00 | 15 | 0 | 0 | 17.0 | 21 | 17 | 17 | 2 | 0 | 6 | 0 | 13 | 16 | 3 | .296 |

CATCHER

Martin Cervenka

BATS
RIGHTTHROWS
RIGHTHEIGHT
6-1WEIGHT
175DOB
8/3/92SERVICE TIME
0.000

Martin Cervenka (sir-VENK-ah)

BORN: Prague, Czech Republic

OPENING DAY AGE: 26

ACQUIRED: Selected by Baltimore from the San Francisco Giants in the minor league portion of the Rule 5 Draft, 12/14/17

FIRST MLB HIT:

FIRST MLB HOME RUN:

RESIDES: Prague, Czech Republic

COLLEGE:



@martincervenka28

CAREER HIGHS

HITS

3, 13x, last: 7/1/18 @ Erie

RBI

5, 2x, last: 7/22/16 vs. Beloit

RUNS

3, 9/1/17 vs. Wilmington

HOME RUNS

2, 7/1/18 @ Erie

STRIKEOUTS

4, 7/29/15 vs. Lancaster

WALKS

4, 6/24/17 vs. Frederick

STOLEN BASES

1, several times

HITTING STREAK

9 games, 2016

PERSONAL

- Selected by Baltimore from the San Francisco Giants in the minor league portion of the Rule 5 Draft on 12/14/17.
- Originally signed by Cleveland as a non-drafted free agent at the age of 16 on 1/24/09. Is a product of the Major League Baseball European Baseball Academy.
- Is currently the only Czech-born player in affiliated baseball. He would be the first Czech-born player (and fourth total) to reach the Major Leagues since 1952. Previous Czech-born players include PH Carl Linhart (1952), 1B Frank Rooney (1914) and 3B John Stedronsky (1879). Hugo Bezdek, who managed the Pittsburgh Pirates from 1917-1919, is the only Czech-born manager in MLB history.

2018

- Spent the entire season with Double-A Bowie, hitting .258 with 15 home runs, 22 doubles and 60 RBI in 97 games.
- Named to the Eastern League Midseason All-Star Team (went 0-1 with a walk in the game).
- Chosen as the catcher on MiLB.com's Orioles Organizational All-Star Team.
- His 15 home runs ranked third on the Baysox and were the 5th-most by an O's farmhand.
- Ranked among Bowie players in doubles (T-2nd, 22) and RBI (3rd, 60).
- Threw out 29.2% of attempted basestealers (28-96), a mark that ranked 7th among qualifying Eastern League backstops.
- Named Eastern League Player of the Month for July after hitting .364 (24-66) with five doubles, seven home runs, 25 RBI, 11 runs scored and a .436 on-base percentage.
- Belted two home runs on 7/1 at Erie, his first career multi-homer game. Also homered in consecutive games on 7/15-7/16, 7/22-7/23 and 9/1-9/3.
- Registered five consecutive multi-hit games from 7/22 - 7/29, a stretch in which he hit .667 (10-15) with two home runs and 10 runs batted in.
- Hit .212 (11-52) with a home run, four doubles and nine RBI in 14 games for Glendale in the Arizona Fall League.

2017

- Spent the season with the Class-A Lynchburg Hillcats in the Cleveland organization, batting .278 with eight home runs, 24 doubles and 57 RBI in 112 games.
- Ranked 8th in the Carolina League with a .278 average, a mark that ranked 7th among Indians minor leaguers.
- Set career-highs in games (112), at-bats (400), runs (59), doubles (24), triples (4), home runs (8), RBI (57) and walks (42).
- Registered 34 multi-hit games, including five games with three hits.
- Threw out 40% of attempted basestealers (16 caught stealing in 40 attempts).

2016

- Spent the season in the Cleveland organization, where he split time between the Class-A Lynchburg Hillcats (four games) and the Class-A Lake County Captains (92 games).
- Between the two levels, combined to hit .272 with six home runs and 50 RBI.
- Set a career-high with five RBI, 4/24 at Lansing.
- Had a career-high nine-game hitting streak from 5/22 - 6/9.
- Batted .336 (37-110) with one home run and 12 RBI in 29 games in August.

2015


- Spent the entire season with Class-A Lake County in the Indians system, batting .184 with one home run and 15 RBI in 49 games.
- Reached base safely four times, 4/26 vs. Great Lakes (2-2, 2 doubles, 2 walks, RBI, 2 runs).

2014

- Spent the year with short season Mahoning Valley, batting .181 with eight RBI in 25 games.

2013

- Hit first professional home run, 7/24 vs. State College.
- Led New York-Penn League catchers with 339 putouts. Also ranked 6th in the NYPL by throwing out 34% of attempted basestealers (17-50).



MARTIN CERVENKA was named an Eastern League Midseason All-Star in 2018. He was also named as an Orioles Organizational All-Star after the season by MiLB.com. (Terrance Williams/MiLB.com).

| YR | TEAM | ORG | AVG | G | AB | R | H | 2B | 3B | HR | RBI | BB | SO | SB | CS | SLG | OBP | OPS | E |
|------|--------------------------|-----|------|-----|------|-----|-----|----|----|----|-----|-----|-----|----|----|-------|------|-------|----|
| 2011 | AZL Indians (R) | CLE | .164 | 17 | 55 | 4 | 9 | 1 | 1 | 0 | 1 | 5 | 14 | 0 | 0 | .218 | .233 | .451 | 2 |
| 2012 | AZL Indians (R) | CLE | .240 | 26 | 75 | 7 | 18 | 3 | 0 | 0 | 12 | 14 | 21 | 0 | 1 | .280 | .352 | .632 | 3 |
| 2013 | Lake County Captains (A) | CLE | .176 | 15 | 51 | 4 | 9 | 0 | 0 | 0 | 3 | 7 | 17 | 0 | 0 | .176 | .276 | .452 | 2 |
| | Mahoning Valley (A) | CLE | .188 | 45 | 144 | 9 | 27 | 4 | 0 | 1 | 10 | 17 | 28 | 0 | 0 | .236 | .270 | .506 | 6 |
| 2014 | Mahoning Valley (A) | CLE | .181 | 25 | 83 | 7 | 15 | 3 | 0 | 0 | 8 | 8 | 15 | 1 | 0 | .217 | .250 | .467 | 5 |
| 2015 | Lake County Captains (A) | CLE | .184 | 49 | 174 | 12 | 32 | 8 | 0 | 1 | 15 | 12 | 39 | 0 | 0 | .247 | .233 | .480 | 6 |
| 2016 | Lake County Captains (A) | CLE | .263 | 92 | 331 | 34 | 87 | 14 | 2 | 5 | 48 | 31 | 78 | 1 | 1 | .363 | .323 | .686 | 2 |
| | Lynchburg Hillcats (A) | CLE | .545 | 4 | 11 | 3 | 6 | 2 | 0 | 1 | 2 | 1 | 3 | 0 | 1 | 1.000 | .583 | 1.583 | 2 |
| 2017 | Lynchburg Hillcats (A) | CLE | .278 | 112 | 400 | 59 | 111 | 24 | 4 | 8 | 57 | 42 | 103 | 1 | 1 | .418 | .343 | .761 | 3 |
| 2018 | Bowie Baysox (AA) | BAL | .258 | 97 | 337 | 41 | 87 | 22 | 0 | 15 | 60 | 30 | 65 | 1 | 0 | .457 | .317 | .774 | 7 |
| | Minor League Totals | | .241 | 482 | 1661 | 180 | 401 | 81 | 7 | 31 | 216 | 167 | 383 | 4 | 4 | .355 | .308 | .663 | 38 |

RIGHT-HANDED PITCHER

Tanner Chleborad



BATS
RIGHT

THROWS
RIGHT

HEIGHT
6-6

WEIGHT
185

DOB
11/4/92

SERVICE TIME
0.000

Tanner William Chleborad (CLEH-bore-add)

BORN: Rapid City, SC

OPENING DAY AGE: 26

ACQUIRED: Selected by Baltimore in the 16th round of the 2014 draft

RESIDES: Rapid City, SC

COLLEGE: Washington State



@TannerChleborad



@TannerChleborad

FIRST MLB STRIKEOUT:

FIRST MLB WIN:

CAREER HIGHS

STRIKEOUTS

6, 4/10/15 vs. Greensboro

INNINGS

5.0, 4x, last: 4/10/15 vs. Greensboro

WALKS

4, 4/28/17 vs. Carolina

HOME RUNS ALLOWED

1, several times

RUNS ALLOWED

6, 2x, last: 7/10/16 @ Reading

EARNED RUNS ALLOWED

6, 2x, last: 7/10/16 @ Reading

HITS ALLOWED

8, 8/12/14 @ Vermont

PITCHES IN A GAME

81, 4/10/15 vs. GBO

PERSONAL

◆ Selected by Baltimore in the 16th round of the 2014 draft. Was originally selected by Seattle in the 24th round of the 2011 draft, but did not sign.

◆ Born and raised in Rapid City, South Dakota and attended Stevens High School, the same school as longtime Major League second baseman, Mark Ellis.

2018

◆ Played the whole year with Double-A Bowie as a relief pitcher, going 6-1 with a 3.61 ERA and 47 strikeouts in 62.1 innings.

◆ Ranked 4th among Eastern League pitchers in fewest walks per 9 IP ratio (2.02), as he walked just 14 batters in 62.1 innings.

◆ Was effective under the lights, posting a combined ERA of 2.38 in 31 night games compared to a 6.88 ERA in 12 day games during the season.

◆ Limited opposing hitters to just two home runs on the year.

◆ Pitched in 10 games in the Arizona Fall League, accumulating a 1.46 ERA and 12 strikeouts in 12.1 innings pitched with the Glendale Desert Dogs.

2017

◆ Spent the entire season with Class-A Frederick, pitching to a 3.29 ERA with 47 strikeouts in 52.0 innings pitched, primarily as a late-inning reliever (44.0 IP in the seventh inning or later).

◆ Named Carolina League Midseason All-Star after converting all six of his save opportunities and posting a 2.93 ERA with 27 strikeouts in 27.2 innings during the first half of the season.

◆ His 17 saves ranked 2nd in the Carolina League and 2nd among Orioles farmhands.

◆ Recorded a 2.1-inning save and a season-high five strikeouts on 6/26 vs Wilmington.

◆ Posted a 0.61 ERA with 16 strikeouts in eight games during the month of May.

◆ Had 2.60 ERA in the seventh, eighth and ninth inning combined on the season.

◆ Ranked among Carolina League pitchers in games finished (T-2nd, 31).

2016

◆ Pitched majority of the 2016 campaign with Class-A Frederick, going 5-3 with a 3.51 ERA in 32 games for the Keys.

◆ Pitched 14.1 consecutive innings without allowing a run from 6/6-7/18.

◆ Made one start for Frederick on 4/11 vs Salem and tossed 3.0 scoreless innings, allowing just three hits and one walk.

◆ Recorded a 1.88 ERA in 24.0 innings pitched on the road with Frederick (15 games).

◆ Pitched in one game with Double-A Bowie, 7/10.

2015

◆ Pitched in four rehab games for the GCL Orioles and nine games for Class-A Delmarva, combining to record a 3.54 ERA with 22 strikeouts in 28.0 innings between the two teams.

◆ Struck out a career-high six batters on 4/10 vs Greensboro in a season-high 5.0 innings.

◆ Recorded his first career save on 9/1 vs Hickory, tossing 3.0 innings and allowing just two hits with two strikeouts.

◆ Allowed opposing right-handed batters to hit just .208 against him with Delmarva.

2014

◆ Finished the first season of his professional baseball career with a 2.78 ERA and 15 strikeouts in 32.1 innings pitched (10 games).

◆ Posted his first career win on 7/9 vs Batavia after pitching 2.0 scoreless innings.

◆ Held opposing left-handed batters to a .220 batting average on the season.



In 2018, **TANNER CHLEBORAD** ranked 4th among Eastern League relievers in fewest walks per nine innings pitched (2.02). (Bowie Baysox).

| YR | TEAM | ORG | W-L | ERA | G | GS | SV | IP | H | R | ER | 2B | 3B | HR | HB | BB | SO | WP | AVG |
|----------------------------|-------------------------|-----|--------------|-------------|------------|-----------|-----------|--------------|------------|------------|-----------|-----------|----------|----------|-----------|-----------|------------|----------|-------------|
| 2014 | Aberdeen IronBirds (A) | BAL | 2-3 | 2.78 | 10 | 8 | 0 | 32.1 | 38 | 13 | 10 | 8 | 0 | 0 | 0 | 11 | 15 | 1 | .295 |
| 2015 | Delmarva Shorebirds (A) | BAL | 1-2 | 4.09 | 9 | 2 | 1 | 22.0 | 24 | 15 | 10 | 7 | 1 | 0 | 5 | 2 | 18 | 1 | .267 |
| | GCL Orioles (R) | BAL | 0-0 | 3.00 | 4 | 4 | 0 | 6.0 | 7 | 2 | 2 | 1 | 0 | 0 | 0 | 1 | 4 | 0 | .292 |
| 2016 | Bowie Baysox (AA) | BAL | 0-0 | 40.50 | 1 | 0 | 0 | 1.1 | 5 | 6 | 6 | 2 | 0 | 0 | 0 | 2 | 0 | 0 | .625 |
| | Frederick Keys(A) | BAL | 5-3 | 3.51 | 32 | 1 | 2 | 51.1 | 54 | 21 | 20 | 8 | 2 | 4 | 3 | 14 | 36 | 3 | .271 |
| 2017 | Frederick Keys (A) | BAL | 1-4 | 3.29 | 37 | 0 | 17 | 52.0 | 57 | 25 | 19 | 14 | 2 | 2 | 2 | 19 | 47 | 1 | .288 |
| 2018 | Bowie Baysox (AA) | BAL | 6-1 | 3.61 | 43 | 0 | 4 | 62.1 | 69 | 30 | 25 | 10 | 3 | 2 | 2 | 17 | 47 | 0 | .285 |
| Minor League Totals | | | 15-13 | 3.64 | 136 | 15 | 24 | 227.1 | 254 | 112 | 92 | 50 | 8 | 8 | 12 | 66 | 167 | 6 | .285 |

CATCHER

Brett Cumberland

BATS
BOTHTHROWS
RIGHTHEIGHT
5-11WEIGHT
205DOB
6/25/95SERVICE TIME
0.000

Brett Cumberland

BORN: Turlock, CA
OPENING DAY AGE: 23

RESIDES: Turlock, CA

COLLEGE: University of California, Berkeley

ACQUIRED: Trade with Atlanta, along with RHPs Evan Phillips & Bruce Zimmerman and IF Jean Encarnacion, in exchange for RHPs Kevin Gausman & Darren O'Day, 7/31/18

FIRST MLB HIT:

FIRST MLB HOME RUN:



@bcomboslice



@brettcumby

CAREER HIGHS

HITS

4, 7/22/17 vs St. Lucie

RBI

6, 7/26/16 @ Johnson City

RUNS

3, 6/13/17 vs Augusta

HOME RUNS

2, 2x, last: 4/7/18 vs Daytona

STRIKEOUTS

4, 2x, last: 7/16/18 @ Dunedin

WALKS

3, 4x, last: 5/29/18 vs Dunedin

STOLEN BASES

1, 5/26/17 @ Augusta

HITTING STREAK

13 games, 2017

PERSONAL

- Acquired by Baltimore in a trade with Atlanta, along with RHP Evan Phillips, RHP Bruce Zimmerman and IF Jean Carlos Encarnacion, in exchange for RHP Kevin Gausman and RHP Darren O'Day, 7/31/18.
- Originally selected by Atlanta in the 2nd round (76th overall) of the 2016 draft.
- Attended the University of California, Berkeley, where he was named the Pac-12 Conference Player of the Year during his sophomore season (2016). Hit .344 with 16 home runs and 51 RBI that season, leading the Pac-12 in home runs while ranking second in RBI. He also earned second team All-America honors that season from the ABCA and third team All-America honors from Baseball America and Collegiate Baseball Newspaper.
- Was named All-District Baseball Player of the Year his senior season at Turlock High School (CA), hitting .410 and helping the Bulldogs to the Central California Conference title in 2014.

RANKING ON ORIOLES TOP PROSPECT LISTS ENTERING 2019

#26 - MLB.com

2018

- Appeared in 102 games between Class-A Florida, Double-A Mississippi and Double-A Bowie, batting .224 with 14 home runs, 15 doubles and 46 RBI.
- Opened the year with the Florida Firefrogs, hitting .236 with 11 home runs, 15 doubles and 39 RBI in 82 games.
- Named a Florida State League Midseason All-Star.
- Matched career-high with two home runs in a game, 4/7 vs Daytona.
- Recorded 18 multi-hit games with Florida, including three different three-hit contests.
- Ranked among Florida State League hitters in walks (T-7th, 52) and was intentionally walked more than any other hitter (5) despite playing in just 82 games.
- Threw out 42.4% (28-66) of attempted basestealers while with Florida while posting a .998 fielding percentage (one error in 473 total chances).
- Promoted to Mississippi on 7/25 and appeared in just five games before being traded to the Orioles on 7/31.
- Joined Bowie on 8/4 and appeared in 15 games with the Baysox, hitting .190 with three home runs and seven RBI.
- Connected on a grand slam, 9/2 vs. Altoona.

2017

- Entered the season ranked by Baseball America as Atlanta's No. 23 prospect.
- Split the season between Class-A Rome and Class-A Florida in the Braves organization, combining to bat .266 with 11 home runs and 69 RBI in 111 games.
- Led all of Minor League Baseball with 41 hit-by-pitches.
- Had the highest on-base percentage (.409) among Atlanta minor leaguers.
- Also ranked among Atlanta minor leaguers in OPS (3rd, .855), RBI (4th, 69), walks (T-4th, 49), slugging percentage (9th, .445) and home runs (T-9th, 11).
- Named a South Atlantic League Midseason All-Star while with Rome.
- Named South Atlantic League Player of the Week on 5/28 after hitting .370 (10-27) with three home runs over seven games.
- Had a career-high 13-game hitting streak from 5/22-6/2, hitting .422 (19-45) with seven doubles and five home runs over that span.
- Set a career-high with four hits, 7/22 vs. St. Lucie.

2016

- In first pro season, batted .216 with three home runs and 30 RBI in 45 games for Danville.
- Hit first professional home run, 7/16 at Bristol.
- Ranked first among Danville hitters with 30 RBI in 45 games.
- Drove in a career-high six runs on 7/26 at Johnson City.
- Ranked as the 20th-best prospect in the Appalachian League by Baseball America.



Brett Cumberland belted 14 home runs and posted a .350 on-base percentage in 102 games between the Braves and Orioles systems last season. (Chris Robertson/KZONE Images).

| YR | TEAM | ORG | AVG | G | AB | R | H | 2B | 3B | HR | RBI | BB | SO | SB | CS | SLG | OBP | OPS | E |
|------|-------------------------|-----|------|-----|-----|-----|-----|----|----|----|-----|-----|-----|----|----|------|------|------|----|
| 2016 | Danville Braves (R) | ATL | .216 | 45 | 162 | 11 | 35 | 11 | 0 | 3 | 30 | 14 | 49 | 0 | 4 | .340 | .317 | .657 | 2 |
| 2017 | Rome Braves (A) | ATL | .263 | 55 | 175 | 34 | 46 | 15 | 1 | 10 | 48 | 31 | 61 | 1 | 0 | .531 | .432 | .963 | 1 |
| | Florida Fire Frogs (A) | ATL | .269 | 56 | 182 | 14 | 49 | 12 | 1 | 1 | 21 | 18 | 62 | 0 | 2 | .363 | .384 | .747 | 5 |
| 2018 | Bowie Baysox (AA) | BAL | .190 | 15 | 42 | 6 | 8 | 0 | 0 | 3 | 7 | 4 | 12 | 0 | 0 | .405 | .292 | .697 | 1 |
| | Mississippi Braves (AA) | ATL | .111 | 5 | 18 | 1 | 2 | 0 | 0 | 0 | 0 | 1 | 5 | 0 | 0 | .111 | .200 | .311 | 2 |
| | Florida Fire Frogs (A) | ATL | .236 | 82 | 280 | 40 | 66 | 15 | 0 | 11 | 39 | 52 | 85 | 0 | 1 | .407 | .367 | .774 | 1 |
| | Minor League Totals | | .240 | 258 | 859 | 106 | 206 | 53 | 2 | 28 | 145 | 120 | 274 | 1 | 7 | .404 | .370 | .773 | 12 |

OUTFIELDER

Yusniel Díaz



BATS
RIGHT

THROWS
RIGHT

HEIGHT
6-1

WEIGHT
210

DOB
10/7/96

SERVICE TIME
0.000

Yusniel Efrain Díaz (yuse-nee-el DEE-az)

BORN: **Havana, Cuba**

OPENING DAY AGE: **22**

ACQUIRED: **Trade with Los Angeles Dodgers, along with IF Rylan Bannon, RHP Dean Kremer, RHP Zach Pop & IF Breyvic Valera, in exchange for IF Manny Machado, 7/18/18**

FIRST MLB HIT:

FIRST MLB HOME RUN:

RESIDES: **Port Au Prince, Haiti**

COLLEGE:



@YusnielDiaz17



@yusniel16

CAREER HIGHS

HITS

4, 7x, last: 7/12/18 @ NW Arkansas

RBI

6, 8/14/16 vs Visalia

RUNS

3, 8x, last: 7/2/18 @ Frisco

HOME RUNS

1, several times

STRIKEOUTS

4, 2x, last: 5/31/17 @ Visalia

WALKS

3, 2x, last: 8/29/18 @ Akron

STOLEN BASES

2, 5/6/18 @ Springfield

HITTING STREAK

9 games, 2016

PERSONAL

- ◆ Acquired by Baltimore from the Los Angeles Dodgers, along with IF Rylan Bannon, RHP Dean Kremer, RHP Zach Pop & IF Breyvic Valera, in exchange for IF Manny Machado, 7/18/18.
- ◆ Originally signed as a non-drafted free agent by the Los Angeles Dodgers, 11/21/15.
- ◆ Hit .348 as an 18-year-old during the 2014-15 season in Serie Nacional, Cuba's top baseball league. Was the favorite to win Rookie of the Year that season, but he defected to the U.S. before he could be given the award.
- ◆ Held a showcase for MLB teams in the Dominican Republic before signing with the Dodgers.

RANKING ON ORIOL'S TOP PROSPECT LISTS ENTERING 2019

#1 - MLB.com | #1 - Baseball America | #1 - Baseball Prospectus
Best Hitter For Average in Orioles system - Baseball America

RANKING ON NATIONAL TOP 100 LISTS ENTERING 2019

#37 - Baseball America | #44 - Baseball Prospectus | #64 - MLB.com

2018

- ◆ Entered the season ranked by MLB.com as the Dodgers #5 prospect. Also rated by Baseball Prospectus as the #73 prospect in all of baseball prior to the season.
- ◆ Split the year between Double-A Tulsa and Double-A Bowie, combining to hit .285 with 11 home runs, 45 RBI and a .392 on-base percentage in 97 games.
- ◆ Opened the year with Tulsa, hitting .314 with six home runs, 30 RBI and eight stolen bases in 59 games before being traded to the Baltimore system on 7/18.
- ◆ Ranked 2nd in the Texas League with a .428 on-base percentage when he was traded.
- ◆ With Tulsa, batted .412 (14-34) in April and .429 (18-42) in July.
- ◆ Selected to participate in the MLB Futures Game at Nationals Park in Washington, D.C., where he hit two game-tying home runs. Was the first player since Alfonso Soriano to homer twice in a Futures Game - Soriano accomplished the feat in the inaugural contest in 1999.
- ◆ Matched his career-high with four hits, 7/8 vs. Frisco and 7/12 at Northwest Arkansas.
- ◆ With Tulsa, appeared defensively in center field (29 G), right field (28 G) and left field (2G).
- ◆ Batted .300 against Texas League left-handers and .319 against TL right-handed pitching.
- ◆ Reached base safely in his final 23 home contests for the Drillers, batting .366 (30-82) with a .469 on-base percentage over that stretch - a span that was tied for the 2nd-longest on-base stretch at home in the Texas League during the 2018 season.
- ◆ Joined Bowie on 7/20 and batted .239 with five home runs and 15 RBI in 38 games.
- ◆ Hit a three-run homer in consecutive games for Bowie, 8/19 at Erie and 8/20 at Richmond.
- ◆ Reached base safely in 31 of his 38 games with Bowie, posting a .329 OBP.
- ◆ Batted .315 with three home runs and eight RBI in 15 road games for the Baysox.

2017

- ◆ Split time between Class-A Rancho Cucamonga and Double-A Tulsa, posting a combined .292 batting average with 11 home runs, 52 RBI and nine stolen bases in 114 games.
- ◆ Hit .380 against opposing left-handed pitchers between the two clubs.
- ◆ Named MiLB.com California League Player of the Month for June with Rancho Cucamonga, hitting .396 with nine doubles, two triples, five home runs and 17 RBI in 24 games.
- ◆ Named California League Player of the Week on 6/25 with Rancho Cucamonga, hitting .565 (13-23) with two home runs & eight RBI over five games (including two four-hit games).
- ◆ Hit .333 with eight doubles, three home runs and 13 RBI in 33 games with Double-A Tulsa.
- ◆ Played in the Arizona Fall League with the Glendale Desert Dogs following the regular season, hitting .303 with three extra-base hits, one home run and 10 RBI in 17 games.
- ◆ Selected to participate in the Arizona Fall League Rising Stars Game.

2016

- ◆ Aside from a three-game rehab assignment in July with the Rookie-level AZL Dodgers, he played the entire season with Class-A Rancho Cucamonga (82 games).
- ◆ Hit .272 with eight home runs, 15 extra-base hits and 54 RBI with Rancho Cucamonga.
- ◆ Placed on the disabled list twice (4/24 and 6/15) due to shoulder issues, missing over a month the second time from mid-June to late-July.
- ◆ Had a career-high nine-game hitting streak from 6/12-7/29.
- ◆ Drove in a career-high six runs on 8/14 vs. Visalia (4-6, HR, 2B, 3 R, 6 RBI).



YUSNIEL DÍAZ homered twice in the 2018 MLB Futures Game, the first player to accomplish the feat since Alfonso Soriano did so during the 1999 contest. (Geoff Burke/USA TODAY)

| YR | TEAM | ORG | AVG | G | AB | R | H | 2B | 3B | HR | RBI | BB | SO | SB | CS | SLG | OBP | OPS | E |
|------|-----------------------------|-----|------|-----|------|-----|-----|----|----|----|-----|-----|-----|----|----|------|------|------|----|
| 2016 | Rancho Cucamonga Quakes (A) | LAD | .272 | 82 | 316 | 47 | 86 | 8 | 7 | 8 | 54 | 29 | 71 | 7 | 8 | .418 | .333 | .751 | 2 |
| | AZL Dodgers (R) | LAD | .143 | 3 | 14 | 2 | 2 | 0 | 0 | 1 | 3 | 0 | 3 | 0 | 0 | .357 | .143 | .500 | 0 |
| 2017 | Tulsa Drillers (AA) | LAD | .333 | 31 | 108 | 15 | 36 | 8 | 0 | 3 | 13 | 10 | 29 | 2 | 5 | .491 | .390 | .881 | 4 |
| | Rancho Cucamonga Quakes (A) | LAD | .278 | 83 | 331 | 42 | 92 | 15 | 3 | 8 | 39 | 35 | 73 | 7 | 9 | .414 | .343 | .757 | 9 |
| 2018 | Tulsa Drillers (AA) | LAD | .314 | 59 | 220 | 36 | 69 | 10 | 4 | 6 | 30 | 41 | 39 | 8 | 8 | .477 | .428 | .905 | 7 |
| | Bowie Baysox (AA) | BAL | .239 | 38 | 134 | 23 | 32 | 5 | 1 | 5 | 15 | 18 | 28 | 4 | 5 | .403 | .329 | .732 | 2 |
| | Minor League Totals | | .282 | 296 | 1123 | 165 | 317 | 46 | 15 | 31 | 154 | 133 | 243 | 28 | 35 | .433 | .359 | .791 | 24 |

CATCHER

Daniel Fajardo

BATS
RIGHTTHROWS
RIGHTHEIGHT
6-1WEIGHT
170DOB
11/19/94SERVICE TIME
0.000**Daniel José (Suárez) Fajardo (fuh-hard-oh)**BORN: **Maracay, Venezuela**OPENING DAY AGE: **24**RESIDES: **Maracay, Venezuela**

COLLEGE:

ACQUIRED: **Signed by Baltimore as a non-drafted free agent, 9/19/11. Re-signed as a minor league free agent, 9/25/18.**

FIRST MLB HIT:

FIRST MLB HOME RUN:



@daniel_jfs

CAREER HIGHS

HITS

4, 8/16/13 vs. DSL Blue Jays

RBI

5, 4/10/18 @ Carolina

RUNS

3, 4/6/18 @ Myrtle Beach

HOME RUNS

1, several times

STRIKEOUTS

4, 6/12/18 vs. Lynchburg

WALKS

2, 2x, last: 5/6/18 @ Wilmington

STOLEN BASES

1, several times

HITTING STREAK

10 games, 2015

PERSONAL

- ♦ Signed at the age of 17 by Baltimore as a non-drafted free agent, 9/19/11.
- ♦ Hometown of Maracay, Venezuela has produced 32 Major League players, including former MVP's Miguel Cabrera and Jose Altuve.

2018

- ♦ Played the entire year with Class-A Frederick, hitting .271 with four home runs and 27 RBI.
- ♦ Drove in a career-high five runs on 4/10 at Carolina, going 3-4 with a run scored.
- ♦ Recorded 15 multi-hit games on the season.
- ♦ Hit .321 on the road (34-106) and .316 against left-handed pitchers (18-57).

2017

- ♦ Appeared in 72 games between Delmarva, Frederick and Norfolk, combining to hit .214.
- ♦ Promoted to Norfolk on 5/2 and appeared in one game, going 1-4 with a run scored.
- ♦ Recorded multi-hit games in five of his first nine games of the season with Delmarva.
- ♦ Stole a base for the first time since 2013 on 6/4 against Hickory.
- ♦ Committed just six errors in 611.0 total innings played in the field, good enough for a combined fielding percentage of .963 on the season.

2016

- ♦ Spent the season with Class-A Aberdeen, where he played all but one of his games at catcher when he was the designated hitter on 7/19 vs Staten Island.
- ♦ Hit first career home run on 6/30 at Vermont off of Ivan Andueza and homered again in his next game on 7/5 vs West Virginia.
- ♦ Drove in a season-high two runs on 8/5 vs Tri-City and on 8/30 at State College.

2015

- ♦ Played most of the season with the GCL Orioles (21 games) and then debuted with Class-A Frederick on 8/23 vs Myrtle Beach, going 1-4.
- ♦ Led the GCL Orioles with a .403 batting average on the season.
- ♦ Hit .467 in the month of June (7-15), .444 on the road (12-27) and .421 against right-handers (24-57) with the GCL Orioles.
- ♦ Recorded eight multi-hit games with the GCL Orioles and struck out just nine times in 67 at-bats on the season.
- ♦ Posted a career-high 10-game hitting streak from 7/18 - 8/19, batting .436 with 10 RBI during that span.

2014

- ♦ Played all 15 games with the GCL Orioles as a catcher.
- ♦ Finished the season with a 1.000 fielding percentage, recording 80 putouts and 10 assists.

2013

- ♦ Played 43 games for the DSL Orioles2 and led the team with a .310 batting average and ranked second on the club with eight doubles.
- ♦ Went 4-for-4 with a double, run scored and four RBI on 8/16 vs the DSL Blue Jays.
- ♦ Hit .339 in the month of July (20-59) with five doubles and five RBI.

2012

- ♦ Started his professional baseball career with the DSL Orioles at the age of 17.
- ♦ Hit .333 (8-24) with three doubles when leading off an inning.
- ♦ Recorded a season-high three hits on 7/19 vs the DSL Reds.



DANIEL FAJARDO batted .271 with four home runs and 27 RBI for Frederick in 2018.

| YR | TEAM | ORG | AVG | G | AB | R | H | 2B | 3B | HR | RBI | BB | SO | SB | CS | SLG | OBP | OPS | E |
|------|-------------------------|-----|------|-----|-----|----|-----|----|----|----|-----|----|-----|----|----|------|------|------|----|
| 2012 | DSL Orioles (R) | BAL | .175 | 33 | 97 | 5 | 17 | 3 | 0 | 0 | 6 | 6 | 18 | 1 | 1 | .206 | .223 | .429 | 3 |
| 2013 | DSL Orioles2 (R) | BAL | .310 | 43 | 129 | 13 | 40 | 8 | 0 | 0 | 14 | 7 | 11 | 2 | 1 | .372 | .341 | .713 | 5 |
| 2014 | GCL Orioles (R) | BAL | .132 | 15 | 38 | 1 | 5 | 0 | 0 | 0 | 5 | 2 | 7 | 0 | 0 | .132 | .175 | .307 | 0 |
| 2015 | Frederick Keys (A) | BAL | .167 | 2 | 6 | 0 | 1 | 0 | 0 | 0 | 0 | 0 | 3 | 0 | 0 | .167 | .167 | .334 | 0 |
| | GCL Orioles (R) | BAL | .403 | 21 | 67 | 7 | 27 | 3 | 0 | 0 | 11 | 3 | 9 | 0 | 1 | .448 | .444 | .892 | 3 |
| 2016 | Aberdeen IronBirds (A) | BAL | .200 | 25 | 80 | 6 | 16 | 3 | 0 | 2 | 7 | 0 | 22 | 0 | 0 | .313 | .200 | .513 | 1 |
| 2017 | Frederick Keys (A) | BAL | .154 | 4 | 13 | 0 | 2 | 0 | 0 | 0 | 0 | 0 | 4 | 0 | 0 | .154 | .154 | .308 | 1 |
| | Delmarva Shorebirds (A) | BAL | .240 | 67 | 242 | 23 | 58 | 14 | 0 | 1 | 24 | 6 | 41 | 1 | 1 | .310 | .258 | .568 | 4 |
| | NORFOLK TIDES (AAA) | BAL | .250 | 1 | 4 | 1 | 1 | 0 | 0 | 0 | 0 | 0 | 1 | 0 | 0 | .250 | .250 | .500 | 1 |
| 2018 | Frederick Keys (A) | BAL | .271 | 63 | 207 | 25 | 56 | 5 | 1 | 4 | 27 | 10 | 24 | 0 | 0 | .362 | .303 | .665 | 2 |
| | Minor League Totals | | .253 | 274 | 883 | 81 | 223 | 36 | 1 | 7 | 94 | 34 | 140 | 4 | 4 | .319 | .281 | .600 | 20 |

INFIELDER

Anderson Feliz

BATS
BOTHTHROWS
RIGHTHEIGHT
6-0WEIGHT
175DOB
5/11/92SERVICE TIME
0.000

Anderson Feliz (feh-LEEZE)

BORN: Santo Domingo, DR

RESIDES: Santo Domingo, DR

OPENING DAY AGE: 27

COLLEGE:

ACQUIRED: Signed by Baltimore as a minor league free agent, 1/16/18. Re-signed as a free agent, 9/25/18.

FIRST MLB HIT:

FIRST MLB HOME RUN:



@andersonfeliz_33

CAREER HIGHS

HITS

4, 4x, last: 8/18/18 @ Erie

RBI

6, 8/8/18 vs. New Hampshire

RUNS

4, 4/5/18 vs. Harrisburg

HOME RUNS

1, several times

STRIKEOUTS

5, 4/12/11 @ Greenville

WALKS

3, 3x, last: 9/1/17 vs. Harrisburg

STOLEN BASES

3, 6/30/14 @ GCL Braves

HITTING STREAK

12 games, 2016

PERSONAL

◆ Signed by Baltimore as a minor league free agent on 1/19/18. Re-signed with the Orioles as a minor league free agent on 9/25/18.

◆ Originally signed as a non-drafted free agent by the New York Yankees on 7/2/08. He signed as a minor league free agent with Pittsburgh on 1/27/16.

2018

◆ Split the season between Double-A Bowie (113 games) and Norfolk (12 games), hitting .276 with 10 home runs, 19 doubles and 52 RBI between the two clubs.

◆ Made all 12 of his appearances with Norfolk in April, batting .244 with one triple, four RBI and a .292 on-base percentage.

◆ Ranked among Baysox leaders in stolen bases (1st, 20), walks (2nd, 38), runs scored (3rd, 65), hits (4th, 110), total bases (4th, 161), doubles (T-5th, 19), and home runs (6th, 10).

◆ His 20 stolen bases ranked 4th among O's minor leaguers.

◆ With Bowie, appeared defensively at third base (39 games), outfield (36 games), second base (26 games) and shortstop (13 games).

◆ Set a career-high with four runs scored in Bowie's first game of the year, 4/5 vs. Harrisburg.

◆ Established a new career-high with six RBI, 8/8 vs. New Hampshire. He went 3-6 with a home run, two singles and two runs scored in Bowie's 13-6 victory.

◆ Tied his career-high with four hits, 5/13 vs. Hartford and 8/18 at Erie.

◆ Batted .324 (44-136) with a .391 on-base percentage after the All-Star break.

2017

◆ Split the year between Double-A Altoona (48 games) and Triple-A Indianapolis (44 games) in the Pittsburgh system. Between the two levels, appeared in games at first base (1), second base (16), third base (16), shortstop (19), left field (21), right field (7) and center field (3).

◆ With Altoona, batted .246 with nine doubles, two home runs, three triples and 21 runs batted in. In 44 games with Indianapolis, batted .209 with seven doubles, three home runs and 22 RBI. He also swiped 12 bases in 17 attempts between the two levels.

◆ Homered in back-to-back games (4/30 at Scranton/WB and 5/6 at Columbus) for the first time in his career.

◆ Appeared in four games for Indianapolis in the Governors' Cup playoffs, hitting .267 (4-15) with a home run and two RBI.

2016

◆ Spent the year with Double-A Altoona, where he hit .256 with four home runs, 22 doubles and 32 RBI in 106 games.

◆ Went 3-4 with a double and an RBI in his Double-A debut, 4/8 vs. Harrisburg.

◆ Had a career-high 12-game hitting streak from 6/15-7/3.

◆ Set a career-high with four hits on 5/10 vs. Trenton. Matched the feat again on 7/26 vs. Erie.

◆ Hit two homers in Game 1 of the Western Division Series against Akron, becoming just the fourth player in Altoona franchise history to hit two home runs in a postseason game.

2015

◆ Played for the Independent Lancaster Barnstormers in the Atlantic League, batting .275 with seven home runs and 44 RBI. He also led the team with five triples.

2014

◆ Opened the season with Class-A Tampa in the Yankees system, missing a majority of the season due to injuries.

◆ Hit .190 (15-79) with two homers and 12 runs batted in with Tampa.

◆ Spent a short stint with the GCL Yankees during a rehab assignment.

2013

◆ Played in 36 games for Tampa before being placed on the disabled list, batting .265 with seven extra-base hits and 17 runs batted in.

2012

◆ Combined to hit .279 with 11 doubles, two triples, one home run and 15 RBI in 45 games between Class-A Charleston and Tampa.

◆ Began the season with the RiverDogs and batted .315 with six doubles, one triple, one home run and 11 RBI in 22 games. Was promoted to Tampa on 6/5 and ended the year hitting .239 with five doubles and four RBI in 23 games.

2011

◆ Played in 116 games for Charleston, hitting .217 with 36 extra-base hits and 39 RBI.

2010

◆ Named a Gulf Coast League Postseason All-Star after hitting .273 with four home runs and 27 RBI in 10 games for the GCL Yankees.

| YR | TEAM | ORG | AVG | G | AB | R | H | 2B | 3B | HR | RBI | BB | SO | SB | CS | SLG | OBP | OPS | E |
|------|----------------------------|-----|------|-----|------|-----|-----|-----|----|----|-----|-----|-----|----|----|------|------|-------|-----|
| 2009 | DSL Yankees2 (R) | NYN | .254 | 40 | 142 | 35 | 36 | 5 | 3 | 1 | 16 | 21 | 36 | 7 | 2 | .352 | .354 | .706 | 11 |
| 2010 | GCL Yankees (R) | NYN | .273 | 47 | 198 | 33 | 54 | 9 | 6 | 4 | 27 | 15 | 44 | 11 | 7 | .439 | .324 | .763 | 12 |
| | Tampa Yankees (A) | NYN | .280 | 10 | 25 | 6 | 7 | 1 | 0 | 1 | 4 | 3 | 9 | 2 | 0 | .440 | .357 | .797 | 1 |
| 2011 | Charleston RiverDogs (A) | NYN | .217 | 116 | 438 | 55 | 95 | 27 | 3 | 6 | 39 | 52 | 129 | 16 | 7 | .333 | .305 | .638 | 18 |
| 2012 | Charleston RiverDogs (A) | NYN | .315 | 22 | 73 | 12 | 23 | 6 | 1 | 1 | 11 | 9 | 23 | 6 | 1 | .466 | .398 | .864 | 2 |
| | Tampa Yankees (A) | NYN | .239 | 23 | 67 | 7 | 16 | 5 | 1 | 0 | 4 | 12 | 19 | 5 | 2 | .343 | .350 | .693 | 3 |
| 2013 | Tampa Yankees (A) | NYN | .265 | 36 | 136 | 18 | 36 | 4 | 2 | 1 | 17 | 16 | 37 | 4 | 4 | .346 | .340 | .686 | 19 |
| 2014 | GCL Yankees1 (R) | NYN | .571 | 3 | 7 | 3 | 4 | 1 | 0 | 0 | 2 | 2 | 2 | 4 | 0 | .714 | .667 | 1.381 | 0 |
| | Tampa Yankees (A) | NYN | .190 | 23 | 79 | 7 | 15 | 1 | 1 | 2 | 12 | 4 | 24 | 1 | 1 | .304 | .224 | .528 | 1 |
| | GCL Yankees2 (R) | NYN | .200 | 4 | 10 | 3 | 2 | 0 | 0 | 1 | 2 | 3 | 6 | 0 | 0 | .500 | .385 | .885 | 0 |
| 2016 | Altoona Curve (AA) | PIT | .256 | 106 | 347 | 39 | 89 | 22 | 4 | 4 | 32 | 35 | 88 | 7 | 1 | .378 | .325 | .703 | 13 |
| 2017 | Altoona Curve (AA) | PIT | .246 | 48 | 175 | 23 | 43 | 9 | 3 | 2 | 21 | 26 | 46 | 9 | 4 | .366 | .343 | .709 | 4 |
| | Indianapolis Indians (AAA) | PIT | .209 | 44 | 134 | 13 | 28 | 7 | 0 | 3 | 22 | 9 | 41 | 3 | 1 | .328 | .257 | .585 | 6 |
| 2018 | Bowie Baysox (AA) | BAL | .280 | 113 | 393 | 65 | 110 | 19 | 1 | 10 | 48 | 38 | 97 | 20 | 5 | .410 | .347 | .757 | 12 |
| | NORFOLK TIDES (AAA) | BAL | .244 | 12 | 45 | 5 | 11 | 0 | 1 | 0 | 4 | 3 | 19 | 0 | 0 | .289 | .292 | .581 | 3 |
| | Minor League Totals | | .251 | 647 | 2269 | 324 | 569 | 116 | 26 | 36 | 261 | 248 | 620 | 95 | 35 | .372 | .326 | .699 | 105 |

RIGHT-HANDED PITCHER

Jay Flaa



BATS
RIGHT

THROWS
RIGHT

HEIGHT
6-3

WEIGHT
225

DOB
6/10/92

SERVICE TIME
0.000

Jay Thomas Flaa (flah)

BORN: Bismarck, ND

OPENING DAY AGE: 26

ACQUIRED: Selected by Baltimore in the 6th round of the 2015 draft

RESIDES: Mandan, ND

COLLEGE: North Dakota State

FIRST MLB STRIKEOUT:

FIRST MLB WIN:



@jay.flaa

CAREER HIGHS

STRIKEOUTS

7, 8/5/17 @ Wilmington

INNINGS

3.1, 5/19/18 @ Trenton

WALKS

3, 4x, last: 5/4/18 vs. Akron

HOME RUNS ALLOWED

1, several times

RUNS ALLOWED

4, 2x, last: 5/3/18 vs. Akron

EARNED RUNS ALLOWED

4, 2x, last: 5/3/18 vs. Akron

HITS ALLOWED

5, 5/7/16 @ Asheville

PITCHES IN A GAME

55, 8/18/17 @ Carolina

PERSONAL

- Selected by Baltimore in the 6th round of the 2015 draft.
- Attended North Dakota State, where he set the NDSU career record for most strikeouts per nine innings (10.29). He registered 30 more strikeouts (54) than hits allowed (24) in 35.2 innings pitched during his senior season in 2015.
- Was the highest draft pick of an NDSU player since RHP Mike Gunderson was selected by the Astros in the 5th round of the 1994 draft. Would be just the second NDSU product to play in the major leagues after RHP Neil Wagner, who made 52 relief appearances between Oakland and Toronto from 2011-2014.
- After his junior year at North Dakota State, he played for an amateur collegiate summer league team in Washington state, the Walla Walla Sweets, to prepare for his senior season.
- Began his collegiate career at Division II University of Mary before transferring to NDSU prior to his sophomore season.
- Was an all-conference and all-state tournament selection at Mandan High School (ND), where he helped lead the Braves to the state championship on his home field as a senior in 2010. He also played basketball in high school.

2018

- Spent the season with Double-A Bowie, going 3-1 with two saves and a 2.77 ERA in 41 games.
- Ranked among Eastern League relievers in fewest baserunners per nine IP (1st, 8.86) and lowest batting average against (2nd, .155).
- Registered 32 more strikeouts (67) than hits allowed (35) in 65.0 innings of work.
- Limited right-handers to a .143 average (15-105), with lefties batting just .165 (20-121).
- Did not allow an earned run in 29 of his 41 outings. Yielded one run or fewer in 37 of his 41 appearances.
- Threw a career-high 3.1 innings on 5/19 at Trenton, striking out four and allowing just one hit.
- Posted a 1.38 ERA in 18 games (26.0 IP) after the All-Star break.
- Went 18.2 innings without an allowing an earned run from 6/25 - 8/2. Did not allow an earned run in the month of July, striking out 15 in 13.1 innings.
- Struck out six consecutive batters, 4/21 vs. Akron. Also earned his first Double-A victory in that contest (2.0 IP, 0 H, 0 R, 1 BB, 6 K).
- Appeared in 11 games for Glendale in the Arizona Fall League, posting a 4.50 ERA.

2017

- Made a career-high 38 appearances with Class-A Frederick, all out of the bullpen. Finished the season with a 3.29 ERA, four saves and 78 strikeouts in 65.0 innings.
- Held Carolina League left-handers to a .187 average, with right-handers hitting .204.
- Led Frederick relievers with 38 appearances.
- Set a career-high with seven strikeouts over a 2.2-inning relief outing, 8/5 at Wilmington.
- Posted a 2.13 ERA in 16 road games, striking out 36 in 25.1 innings.
- Went 3-1 with a 2.22 ERA in 18 games during the second half of the season.
- Allowed just two home runs in 230 batters faced, including none over his final 14 outings.
- Stranded 26 of 32 inherited runners (81.3 %).

2016

- Spent the season with Class-A Delmarva, going 5-1 with a 3.50 ERA in 28 appearances.
- Did not allow an earned run in 19 of his 28 outings.
- Pitched 11.0 consecutive scoreless innings from 5/23-6/19.
- Recorded a win on 6/6 at West Virginia, striking out four over 3.0 shutout innings.
- Held right-handed hitters to a .224 batting average for the year.
- Allowed just two of 13 total inherited runners to score on the season.

2015

- Made his professional baseball debut on 6/29 with the GCL Orioles, his only game with the club before being called up to Class-A Aberdeen on 6/30.
- Appeared in 17 games for Aberdeen as a relief pitcher, posting a 1.31 ERA with 23 strikeouts in 20.2 innings.
- Recorded a six-game scoreless streak from 7/2-7/26, allowing opposing batters to hit just .083 during that span while logging three saves.
- Earned his first career win on 9/3 vs Lowell, tossing a scoreless inning with two strikeouts.

| YR | TEAM | ORG | W-L | ERA | G | GS | SV | IP | H | R | ER | 2B | 3B | HR | HB | BB | SO | WP | AVG |
|------|-------------------------|-----|------|------|-----|----|----|-------|-----|----|----|----|----|----|----|----|-----|----|------|
| 2015 | Aberdeen IronBirds (A) | BAL | 1-0 | 1.31 | 17 | 0 | 4 | 20.2 | 10 | 4 | 3 | 3 | 1 | 1 | 0 | 5 | 23 | 2 | .133 |
| | GCL Orioles (R) | BAL | 0-0 | 0.00 | 1 | 0 | 0 | 1.0 | 1 | 0 | 0 | 1 | 0 | 0 | 0 | 0 | 1 | 0 | .250 |
| 2016 | Delmarva Shorebirds (A) | BAL | 5-1 | 3.50 | 28 | 0 | 2 | 46.1 | 41 | 21 | 18 | 11 | 0 | 4 | 3 | 21 | 50 | 2 | .240 |
| 2017 | Frederick Keys (A) | BAL | 4-3 | 3.29 | 38 | 0 | 4 | 54.2 | 37 | 21 | 20 | 11 | 1 | 2 | 1 | 36 | 78 | 6 | .197 |
| 2018 | Bowie Baysox (AA) | BAL | 3-1 | 2.77 | 41 | 0 | 2 | 65.0 | 35 | 27 | 20 | 4 | 0 | 7 | 1 | 28 | 67 | 5 | .155 |
| | Minor League Totals | | 13-5 | 2.93 | 125 | 0 | 12 | 187.2 | 124 | 73 | 61 | 30 | 2 | 14 | 5 | 90 | 219 | 15 | .187 |

LEFT-HANDED PITCHER

Paul Fry

BATS
LEFTTHROWS
LEFTHEIGHT
6-0WEIGHT
190DOB
7/26/92SERVICE TIME
0.096

Paul Raymond Fry

BORN: Pontiac, MI

OPENING DAY AGE: 26

ACQUIRED: Trade with Seattle in exchange for international bonus slot money, 4/14/17

FIRST MLB STRIKEOUT: Kole Calhoun, 6/29/18 vs. LAA

FIRST MLB WIN: 9/30/18 vs. HOU

RESIDES: Waterford, MI

COLLEGE: St. Clair County CC



@_fryguy09



@fryguy09

CAREER HIGHS

STRIKEOUTS

8, 6/6/15 vs. Visalia

INNINGS

4.2, 5/26/14 vs. Wisconsin

WALKS

3, 5x, last: 5/10/18 vs. Hartford

HOME RUNS ALLOWED

2, 4x, last: 5/22/18 @ Charlotte

RUNS ALLOWED

5, 5/28/15 vs. Stockton

EARNED RUNS ALLOWED

5, 5/28/15 vs. Stockton

HITS ALLOWED

7, 8/8/13 @ AZL Diamondbacks

PITCHES IN A GAME

62, 6/24/17 @ Gwinnett

PERSONAL

- ◆ Acquired by Baltimore in a trade with Seattle for international bonus slot money, 4/14/17.
- ◆ Originally selected by Seattle in the 17th round of the 2013 draft.
- ◆ Drafted out of St. Clair County Community College in Port Huron, MI, the first player selected from that school since 1991.
- ◆ Attended Waterford-Kettering High School (MI), the same school that produced 1988 National League Most Valuable Player Kirk Gibson.

2018

- ◆ Split the year between Double-A Bowie and Norfolk before being promoted to Baltimore in late June. He went 3-1 with a 3.19 ERA in 28 relief appearances with Bowie and Norfolk before going 1-2 with a 3.35 ERA in 35 relief outings with the Orioles.
- ◆ Opened the year in Bowie, going 3-0 with two saves and a 2.84 ERA in 15 games. Held Eastern League batters to a .154 average, with lefties hitting just .111 (3-27) against him.
- ◆ Promoted to Norfolk on 5/18 and recorded a 3.47 ERA in 13 games (one start) for the Tides. He limited International League batters to a .250 average, striking out 29 while issuing just four walks in 23.1 innings of work.
- ◆ Did not allow a run in 12.0 innings at Harbor Park, holding batters to a .171 average (7-41).
- ◆ Had his contract selected by Baltimore on 6/29 and made his Major League debut that night vs. the Los Angeles Angels. He struck out the first two batters he faced - Kole Calhoun and Mike Trout - over 1.2 scoreless innings of relief.
- ◆ He made his MLB debut on 6/29 vs. Los Angeles, the same game in which O's RHP Ryan Meisinger made his debut. It was just the fifth time in Orioles history that two pitchers made their MLB debuts in the same game. RHP Pedro Araujo and LHP Nestor Cortes also accomplished that feat earlier during the 2018 season, 3/31 vs. Minnesota.
- ◆ Allowed just six of 30 inherited runners to score with Baltimore, leading the Orioles pitching staff in inherited runners scored percentage (20%).
- ◆ Held big league batters to a .286 slugging percentage, good for 9th-best among American League relievers and 5th-best among AL lefty relievers (minimum 35 appearances).
- ◆ Recorded first Major League save, 9/16 vs. the Chicago White Sox (1.2 IP, BB, 4 K).
- ◆ Held big league opponents to a .200 average with runners in scoring position (7-35), including a .188 mark (3-16) with RISP and two outs.
- ◆ Posted a 1.42 ERA (3 ER, 19.0 IP) in 18 games at Camden Yards.
- ◆ Fired 3.0 hitless innings of relief on 9/30 vs. Houston as Baltimore combined on a one-hit shutout. It was the 41st one-hitter in O's history and just the eighth combined one-hitter.

2017

- ◆ Began the season in the Seattle organization before being traded to Baltimore on 4/14.
- ◆ Spent a majority of the season with Norfolk where he appeared in 25 games (three starts) for the Tides. He went 3-2 with a 4.66 ERA and 53 strikeouts in 46.1 innings for Norfolk.
- ◆ Was recalled to Baltimore on 4/25, but did not appear in a game before being optioned back to Norfolk. He was outrighted off of Baltimore's 40-man roster, 6/4.
- ◆ Posted a 2.33 ERA (5 ER, 19.1 IP) in 10 appearances (one start) at Harbor Park.
- ◆ Did not allow an earned run over his final six outings with Norfolk (12.0 IP).
- ◆ Transferred to Bowie on 8/10 and posted a 0.75 ERA (1 ER, 12.0 IP) over seven games with the Baysox. Between Bowie and Norfolk, registered a 0.52 ERA (1 ER, 17.1 IP) in 10 games after the All-Star break.
- ◆ Pitched in two postseason games for the Baysox, striking out five and allowing three hits over 4.0 shutout innings.

2016

- ◆ Played the season in the Mariners organization with Triple-A Tacoma. Went 3-1 with a 2.78 ERA and 65 strikeouts in 48 games (one start).
- ◆ Yielded just eight extra-base hits, including one home run.
- ◆ Struck out at least one batter in 35 appearances and recorded 18 multi-strikeout games.
- ◆ Did not allow a run in 19 of his final 21 contests.

2015

- ◆ Named the Mariners Minor League Relief Pitcher of the Year as he split his season between Double-A Jackson and Class-A Bakersfield. He combined to go 4-5 with nine saves and a 2.03 ERA in 50 games between the two clubs.
- ◆ Began the year with Bakersfield, where he was 4-3 with two saves and a 2.13 ERA.
- ◆ Posted a career-high eight strikeouts over a 3.0-inning relief appearance, 6/6 vs. Visalia.
- ◆ Named a California League Midseason All-Star.
- ◆ Finished the season with Jackson, recording seven saves and 43 strikeouts while pitching to a 1.80 ERA over 22 appearances.

2014

- ◆ Made 38 relief appearances for Class-A Clinton, going 4-4 with a 2.71 ERA.
- ◆ Ranked fourth on the team in strikeouts (77) and games pitched (38).
- ◆ Threw a career-high 4.2 innings, 5/26 vs. Wisconsin.

2013

- ◆ Went 2-3 with a 4.50 ERA over 14 games with the AZL Mariners in his first pro season.

| YR | TEAM | ORG | W-L | ERA | G | GS | SV | IP | H | R | ER | 2B | 3B | HR | HB | BB | SO | WP | AVG |
|---------------------|-------------------------|-----|-------|-------|-----|----|----|-------|-----|-----|-----|----|----|----|----|-----|-----|----|------|
| 2013 | AZL Mariners (R) | SEA | 2-3 | 4.50 | 14 | 4 | 1 | 34.0 | 41 | 22 | 17 | 8 | 2 | 3 | 2 | 8 | 34 | 2 | .306 |
| 2014 | Clinton LumberKings (A) | SEA | 4-4 | 2.71 | 38 | 0 | 2 | 66.1 | 52 | 23 | 20 | 8 | 3 | 1 | 1 | 33 | 77 | 9 | .221 |
| 2015 | Jackson Generals (AA) | SEA | 0-2 | 1.80 | 22 | 0 | 7 | 25.0 | 22 | 6 | 5 | 4 | 0 | 0 | 1 | 10 | 43 | 2 | .229 |
| | Bakersfield Blaze (A) | SEA | 4-3 | 2.13 | 28 | 1 | 2 | 55.0 | 46 | 15 | 13 | 7 | 0 | 0 | 3 | 14 | 70 | 2 | .230 |
| 2016 | Tacoma Rainiers (AAA) | SEA | 3-1 | 2.78 | 48 | 1 | 0 | 55.0 | 48 | 23 | 17 | 7 | 0 | 1 | 4 | 31 | 65 | 3 | .238 |
| 2017 | Bowie Baysox (AA) | BAL | 0-0 | 0.75 | 7 | 0 | 1 | 12.0 | 7 | 1 | 1 | 0 | 0 | 0 | 1 | 5 | 18 | 0 | .171 |
| | Tacoma Rainiers (AAA) | SEA | 0-1 | 18.00 | 1 | 0 | 0 | 2.0 | 6 | 4 | 4 | 2 | 0 | 0 | 0 | 1 | 1 | 0 | .500 |
| | NORFOLK TIDES (AAA) | BAL | 3-2 | 4.66 | 25 | 3 | 0 | 46.1 | 47 | 29 | 24 | 5 | 0 | 6 | 3 | 26 | 53 | 2 | .264 |
| 2018 | BALTIMORE ORIOLES (AL) | BAL | 1-2 | 3.35 | 35 | 0 | 2 | 37.2 | 33 | 20 | 14 | 4 | 0 | 1 | 4 | 15 | 36 | 3 | .236 |
| | Bowie Baysox (AA) | BAL | 3-0 | 2.84 | 15 | 0 | 2 | 19.0 | 10 | 7 | 6 | 1 | 0 | 2 | 1 | 11 | 28 | 0 | .154 |
| | NORFOLK TIDES (AAA) | BAL | 0-1 | 3.47 | 13 | 1 | 0 | 23.1 | 22 | 10 | 9 | 6 | 0 | 2 | 4 | 4 | 29 | 0 | .250 |
| Minor League Totals | | | 19-17 | 3.09 | 211 | 10 | 15 | 338.0 | 301 | 140 | 116 | 48 | 5 | 15 | 20 | 143 | 418 | 20 | .241 |
| Major League Totals | | | 1-2 | 3.35 | 35 | 0 | 2 | 37.2 | 33 | 20 | 14 | 4 | 0 | 1 | 4 | 15 | 36 | 3 | .236 |

LEFT-HANDED PITCHER

Sean Gilmartin

BATS
LEFTTHROWS
LEFTHEIGHT
6-2WEIGHT
205DOB
5/8/90SERVICE TIME
1.124

Sean Patrick Gilmartin

BORN: Thousand Oaks, CA

RESIDES: Thousand Oaks, CA

OPENING DAY AGE: 28

COLLEGE: Florida State University

ACQUIRED: Signed by Baltimore as a minor league free agent, 7/13/18. Re-signed by Baltimore as a free agent, 11/2/18.

FIRST MLB STRIKEOUT: Freddie Freeman, 4/10/15 @ ATL

FIRST MLB WIN: 6/14/15 vs. ATL



@GilmartinSean



CAREER HIGHS

STRIKEOUTS

9, 7x, last: 7/21/14 @ Durham

INNINGS

9.0, 7/6/12 vs Jackson

WALKS

5, 2x, last: 8/17/14 vs Syracuse

HOME RUNS ALLOWED

3, 2x, last: 6/16/13 @ Rochester

RUNS ALLOWED

10, 6/9/13 vs Columbus

EARNED RUNS ALLOWED

9, 2x, last: 5/24/16 vs Nashville

HITS ALLOWED

11, 3x, last: 5/19/18 @ Col. Springs

PITCHES IN A GAME

120, 6/14/16 vs Reno

PERSONAL

- ♦ Re-signed by Baltimore as a free agent, 11/2/18. Had signed with the Orioles on 7/13/18.
- ♦ Originally selected by Atlanta in the 1st round (28th overall) of the 2011 draft. Was drafted by San Diego in the 31st round of the 2008 draft but did not sign.
- ♦ Attended Florida State University, where he was named First Team All-American by Baseball America, Collegiate Baseball and the NCBWA, as well as First Team All-ACC, during his junior year in 2011. He started the opening game of the 2010 College World Series as a sophomore, and he was the first freshman in FSU history to be named First Team All-ACC in 2009.
- ♦ Attended Crespi Carmelite High School (Encino, CA), a school that also counts MLBers Rick Dempsey, Jeff Suppan, Trevor Plouffe and Mets GM Brodie Van Wagenen as alumni.
- ♦ His father (Paul) and brother (Michael), along with his two uncles, also played pro baseball. Michael was selected in the 27th round of the 2009 draft by Oakland.
- ♦ His wife, Kayleigh McEnany, was appointed as the National Spokesperson for the Republican National Committee in 2017.

2018

- ♦ Opened the year with Triple-A Memphis in the St. Louis system, going 4-2 with a 4.66 ERA in 24 games (six starts) for the Redbirds.
- ♦ Limited Pacific Coast League left-handers to a .191 average (9-47).
- ♦ Released by St. Louis on 7/2 and signed with Baltimore on 7/13.
- ♦ Appeared in seven games (three starts) with Norfolk, going 2-0 with a 3.14 ERA. Posted a 1.00 ERA (1 ER, 9.0 IP) in his three spot starts with the Tides.
- ♦ Had his contract selected by Baltimore on 8/11 and made 12 relief appearances with the Orioles, going 1-1 with a 3.00 ERA.
- ♦ Worked 2.0 or more innings in seven of his 12 games with Baltimore.
- ♦ Limited big league left-handers to a .146 average (6-41).
- ♦ Earned a win vs. Toronto on 8/29 - his first MLB victory since 8/24/15 at Philadelphia.

2017

- ♦ Opened the year in the Mets system, making 10 appearances (eight starts) between New York and Triple-A Las Vegas. Made two relief outings with the Mets and was 2-2 with a 7.05 ERA in eight starts for Las Vegas before being designated for assignment on 6/11.
- ♦ Claimed off of waivers by St. Louis on 6/11 and assigned to Triple-A Memphis, where he posted a 5.68 ERA in eight games (one start).
- ♦ Placed on the disabled list on 6/20 with a left elbow strain and was reinstated from the DL on 8/18 following a rehab stint with the GCL Cardinals.
- ♦ Finished the year with Memphis, posting six straight scoreless outings to end the season.
- ♦ Made five postseason appearances with Memphis as the Redbirds captured the PCL title.

2016

- ♦ Spent the majority of the season with Las Vegas, going 9-7 with a 4.86 ERA in 19 games.
- ♦ Ranked among 51s leaders in wins (2nd, 9), innings (2nd, 107.1) and strikeouts (2nd, 94).
- ♦ Earned a complete game win in a weather-shortened game vs Tacoma on 4/28 (5.0 IP).
- ♦ Threw a career-high 120 pitches on 6/14 vs Reno, allowing one run in 8.2 innings.

CAREER HIGHLIGHTS

- ♦ As a Rule 5 selection in 2015, went 3-2 with a 2.67 ERA in 50 games for the Mets.
- ♦ Earned first big league win on 6/14/15, tossing two scoreless innings of relief.
- ♦ Appeared in Game 2 of the 2015 World Series vs. Kansas City, retiring the only two batters he faced (Ben Zobrist and Lorenzo Cain). Was on the NLCS roster vs. Chicago but did not pitch in the series. Was not on the NLDS roster vs. the Los Angeles Dodgers.
- ♦ Traded by Atlanta to Minnesota in exchange for C Ryan Doumit, on 12/18/13.
- ♦ Named a Southern League Midseason and Postseason All-Star with Mississippi in 2012.
- ♦ Led the SAL with a 1.15 WHIP for Mississippi in 2012.
- ♦ Made seven starts for Triple-A Gwinnett at the age of 22 during the 2012 season.
- ♦ Was a Braves 2012 MiLB.com Organizational All-Star.

| YR | TEAM | ORG | W-L | ERA | G | GS | SV | IP | H | R | ER | 2B | 3B | HR | HB | BB | SO | WP | AVG |
|------|----------------------------|-----|-------|-------|-----|-----|----|-------|-----|-----|-----|-----|----|----|----|-----|-----|----|------|
| 2011 | Rome Braves (A) | ATL | 2-1 | 2.53 | 5 | 5 | 0 | 21.1 | 18 | 6 | 6 | 1 | 1 | 3 | 0 | 2 | 30 | 3 | .217 |
| | GCL Braves (R) | ATL | 0-1 | 9.00 | 1 | 1 | 0 | 2.0 | 3 | 2 | 2 | 1 | 1 | 0 | 0 | 0 | 1 | 0 | .333 |
| 2012 | Mississippi Braves (AA) | ATL | 5-8 | 3.54 | 20 | 20 | 0 | 119.1 | 111 | 49 | 47 | 16 | 3 | 9 | 4 | 26 | 86 | 2 | .248 |
| | Gwinnett Braves (AAA) | ATL | 1-2 | 4.78 | 7 | 7 | 0 | 37.2 | 41 | 22 | 20 | 15 | 1 | 6 | 0 | 13 | 25 | 0 | .273 |
| 2013 | Gwinnett Braves (AAA) | ATL | 3-8 | 5.74 | 17 | 17 | 0 | 91.0 | 112 | 61 | 58 | 32 | 2 | 12 | 1 | 33 | 65 | 4 | .304 |
| | Rome Braves (A) | ATL | 1-0 | 1.80 | 1 | 1 | 0 | 5.0 | 4 | 1 | 1 | 1 | 0 | 0 | 0 | 0 | 5 | 0 | .222 |
| | GCL Braves (R) | ATL | 0-0 | 0.00 | 3 | 2 | 0 | 9.0 | 1 | 0 | 0 | 1 | 0 | 0 | 0 | 0 | 11 | 0 | .034 |
| 2014 | Rochester Red Wings (AAA) | MIN | 2-4 | 4.28 | 14 | 14 | 0 | 73.2 | 69 | 39 | 35 | 13 | 0 | 7 | 1 | 28 | 59 | 3 | .250 |
| | New Britain Rock Cats (AA) | MIN | 7-3 | 3.13 | 12 | 12 | 0 | 72.0 | 76 | 30 | 25 | 11 | 2 | 2 | 3 | 16 | 74 | 3 | .275 |
| 2015 | NEW YORK METS (NL) | NYM | 3-2 | 2.67 | 50 | 1 | 0 | 57.1 | 50 | 17 | 17 | 11 | 1 | 2 | 2 | 18 | 54 | 1 | .236 |
| 2016 | NEW YORK METS (NL) | NYM | 0-1 | 7.13 | 14 | 1 | 0 | 17.2 | 21 | 14 | 14 | 2 | 0 | 4 | 1 | 7 | 11 | 0 | .300 |
| | Las Vegas 51s (AAA) | NYM | 9-7 | 4.86 | 19 | 18 | 0 | 107.1 | 122 | 63 | 58 | 25 | 8 | 12 | 0 | 31 | 94 | 6 | .283 |
| 2017 | NEW YORK METS (NL) | NYM | 0-0 | 13.50 | 2 | 0 | 0 | 3.1 | 8 | 5 | 5 | 0 | 0 | 2 | 0 | 1 | 4 | 1 | .500 |
| | GCL Cardinals (R) | STL | 0-0 | 4.76 | 5 | 5 | 0 | 5.2 | 3 | 3 | 3 | 0 | 0 | 0 | 0 | 0 | 7 | 1 | .150 |
| | Memphis Redbirds (AAA) | STL | 0-1 | 5.68 | 8 | 1 | 1 | 12.2 | 15 | 8 | 8 | 2 | 0 | 2 | 0 | 2 | 8 | 0 | .283 |
| | Las Vegas 51s (AAA) | NYM | 2-2 | 7.05 | 8 | 8 | 0 | 37.0 | 52 | 30 | 29 | 14 | 0 | 6 | 2 | 14 | 31 | 1 | .331 |
| 2018 | BALTIMORE ORIOLES (AL) | BAL | 1-1 | 3.00 | 12 | 0 | 0 | 27.0 | 23 | 9 | 9 | 6 | 0 | 4 | 2 | 11 | 15 | 0 | .230 |
| | Memphis Redbirds (AAA) | STL | 4-2 | 4.66 | 24 | 6 | 0 | 46.1 | 48 | 26 | 24 | 7 | 2 | 6 | 0 | 16 | 33 | 1 | .276 |
| | NORFOLK TIDES (AAA) | BAL | 2-0 | 3.14 | 7 | 3 | 0 | 14.1 | 13 | 5 | 5 | 1 | 1 | 1 | 0 | 2 | 12 | 0 | .245 |
| | Minor League Totals | | 38-39 | 4.42 | 151 | 120 | 1 | 654.1 | 688 | 345 | 321 | 140 | 21 | 66 | 11 | 183 | 541 | 24 | .270 |
| | Major League Totals | | 4-4 | 3.84 | 78 | 2 | 0 | 105.1 | 102 | 45 | 45 | 19 | 1 | 12 | 5 | 37 | 84 | 2 | .256 |

LEFT-HANDED PITCHER

Brian Gonzalez

BATS
RIGHTTHROWS
LEFTHEIGHT
6-3WEIGHT
230DOB
10/25/95SERVICE TIME
0.000

Brian Albert Gonzalez

BORN: **Miramar, FL**
OPENING DAY AGE: **23**RESIDES: **Miramar, FL**
COLLEGE:ACQUIRED: **Selected by Baltimore in the 3rd round of the 2014 draft**FIRST MLB STRIKEOUT:
FIRST MLB WIN:

@b_gonzalez25



@b__gonzalez25

CAREER HIGHS

STRIKEOUTS

10, 5/24/16 @ Greensboro

INNINGS

7.1, 6/29/17 vs. Wilmington

WALKS

6, 4/24/16 @ Kannapolis

HOME RUNS ALLOWED

3, 5/25/18 @ Binghamton

RUNS ALLOWED

8, 5/19/18 @ Trenton

EARNED RUNS ALLOWED

7, 3x, last: 8/7/18 vs. New Hampshire

HITS ALLOWED

11, 2x, last: 6/1/17 @ Salem

PITCHES IN A GAME

106, 7/12/18 @ Reading

PERSONAL

- Selected by Baltimore in the 3rd round of the 2014 draft. Was Baltimore's top pick in that draft (90th overall selection).
- Attended Archbishop McCarthy High School in Southwest Ranches, FL, where he went 10-0 with a 0.50 ERA, 129 strikeouts and two postseason no-hitters during his senior year. Was named the Sun Sentinel Broward County Player of the Year in 2014.
- Had committed to the University of Miami before signing with the Orioles.
- Would be the fourth player to make the big leagues out of Archbishop McCarthy High School after C Alex Avila, IF Nick Castellanos and RHP Danny Farquhar.

2018

- Split the year between Class-A Frederick and Double-A Bowie, going 10-8 with a 4.93 ERA in 25 games (24 starts) between the two levels.
- His 10 victories ranked 4th among Orioles minor leaguers, while his 112 strikeouts ranked 5th in the system.
- Opened the year with Frederick, going 2-2 with a 3.18 ERA in seven starts before being promoted to Bowie on 5/19. Spent the remainder of the season with the Baysox, going 8-6 with a 5.69 ERA in 18 games (17 starts).
- Tossed 7.0 hitless innings in a win vs. Lynchburg on 5/8. He walked two and struck out seven while throwing 101 pitches before giving way to Elvis Araujo, who yielded a run on two hits over 2.0 innings of relief.
- Struck out a season-high nine without walking a batter over 7.0 innings, 6/30 at Erie.
- Went 2-5 with a 6.98 ERA over his first nine starts with Bowie, but went 6-1 with a 4.70 ERA over his final nine appearances with the Baysox.
- His five victories in August tied with Portland's Matthew Kent for the Eastern League lead.

2017

- Spent entire season with Class-A Frederick, where he went 5-7 with a 4.91 ERA in 21 starts.
- Tossed at least 5.0 innings in 14 of his 21 starts, including a career-high 7.1 innings on 6/29 vs. Wilmington. He also allowed three earned runs or less in 14 of his 21 outings, including 10 outings where he yielded two earned runs or less.
- Struck out six or more batters on six occasions, including a season-high seven strikeouts on 5/2 vs. Myrtle Beach.
- Went 3-2 with a 3.83 ERA (19 ER, 44.2 IP) in eight starts after the All-Star break.
- Got the start in Game 2 of the Mills Cup Semifinals (L, 4.2 IP, 5 H, 2 R, 1 ER, 1 BB, 3 K).

2016

- Spent entire year with Class-A Delmarva, going 10-8 with a 2.50 ERA in 27 starts.
- Ranked among Orioles minor leaguers in wins (T-2nd, 10), ERA (2nd, 2.50) and strikeouts (3rd, 111). Also ranked among South Atlantic League pitchers in starts (T-2nd, 27), ERA (3rd, 2.50), innings (3rd, 147.2) & wins (T-5th, 10).
- Tossed at least 5.0 innings in 24 of his 27 starts.

2016

- Paced South Atlantic League pitchers with a 1.000 fielding percentage, as he did not make an error in 35 total chances.
- Went 8-2 with a 1.94 ERA (18 ER, 83.2 IP) in 15 starts away from home, holding opponents to a .225 average (69-307).
- Did not yield a homer to a left-handed batter, as he held lefties to a .193 average (29-150).
- Struck out a season-high 10 batters, 5/24 at Greensboro.
- Ranked third in the SAL with a 1.54 ERA (6 ER, 35.0 IP) during the month of May.
- Went 13 consecutive starts without allowing a home run (from 4/19 - 6/30).
- Held SAL batters to a .180 average with RISP (27-150), including going 0-11 with the bases loaded.
- Entered 2017 rated as the #21 prospect in the Orioles system according to MLB.com.

2015

- In first full pro season, went 4-9 with a 5.71 ERA in 23 starts for Class-A Delmarva.
- Ranked third on the Shorebirds with 81 strikeouts and 105.2 innings pitched.
- Struck out at least one batter in each of his 23 starts, including a season-high eight over 5.0 shutout innings on April 26 vs. Greensboro.
- Went 1-0 with a 2.70 ERA (6 ER, 20.0 IP) in April, holding opponents to a .156 average.

2014

- Began his pro career with the GCL Orioles, throwing 24.2 scoreless innings while holding GCL batters to a .134 average (11-82) with 25 strikeouts.
- Held opposing leadoff batters to an .042 average (1-24) with seven strikeouts and a .080 on-base percentage.
- Promoted to Class-A Aberdeen to end the season and made two starts, holding right-handed hitters to a .130 average (3-23) with 10 strikeouts.



BRIAN GONZALEZ ranked 4th among Orioles minor leaguers with 10 wins in 2018, while his 112 strikeouts ranked 5th in the system. (Bill Vaughn/Bowie Baysox).

| YR | TEAM | ORG | W-L | ERA | G | GS | SV | IP | H | R | ER | 2B | 3B | HR | HB | BB | SO | WP | AVG |
|------|-------------------------|-----|-------|------|-----|-----|----|-------|-----|-----|-----|-----|----|----|----|-----|-----|----|------|
| 2014 | Aberdeen IronBirds (A) | BAL | 0-1 | 5.00 | 2 | 2 | 0 | 9.0 | 10 | 5 | 5 | 1 | 1 | 0 | 0 | 2 | 11 | 0 | .286 |
| | GCL Orioles (R) | BAL | 0-0 | 0.00 | 8 | 8 | 0 | 24.2 | 11 | 1 | 0 | 1 | 0 | 0 | 2 | 8 | 25 | 0 | .134 |
| 2015 | Delmarva Shorebirds (A) | BAL | 4-9 | 5.71 | 23 | 23 | 0 | 105.2 | 98 | 76 | 67 | 17 | 3 | 8 | 8 | 59 | 81 | 13 | .249 |
| 2016 | Delmarva Shorebirds (A) | BAL | 10-8 | 2.50 | 27 | 27 | 0 | 147.2 | 135 | 52 | 41 | 21 | 4 | 9 | 7 | 58 | 111 | 17 | .247 |
| 2017 | Frederick Keys (A) | BAL | 5-7 | 4.91 | 21 | 21 | 0 | 106.1 | 132 | 65 | 58 | 26 | 4 | 9 | 2 | 52 | 85 | 10 | .306 |
| 2018 | Bowie Baysox (AA) | BAL | 8-6 | 5.69 | 18 | 17 | 0 | 91.2 | 110 | 63 | 58 | 28 | 2 | 15 | 2 | 40 | 79 | 9 | .290 |
| | Frederick Keys (A) | BAL | 2-2 | 3.18 | 7 | 7 | 0 | 39.2 | 31 | 17 | 14 | 8 | 0 | 3 | 1 | 18 | 33 | 1 | .214 |
| | Minor League Totals | | 29-33 | 4.17 | 106 | 105 | 0 | 524.2 | 527 | 279 | 243 | 102 | 14 | 44 | 22 | 237 | 425 | 50 | .262 |

LEFT-HANDED PITCHER

Luis González

BATS
LEFTTHROWS
LEFTHEIGHT
6-2WEIGHT
170DOB
1/17/92SERVICE TIME
0.000

Luis Humberto González

BORN: Valverdeo Mao, DR

OPENING DAY AGE: 27

ACQUIRED: Signed by Baltimore as a minor league free agent, 7/18/13

RESIDES: Esperanza, DR

COLLEGE:

FIRST MLB STRIKEOUT:

FIRST MLB WIN:



@luishgonzy

CAREER HIGHS

STRIKEOUTS

9, 5/24/14 vs. Kannapolis

INNINGS

6.1, 2x, last: 7/20/15 vs. Potomac

WALKS

6, 7/6/10 @ DSL Orioles

HOME RUNS ALLOWED

3, 5/30/15 vs. Lynchburg

RUNS ALLOWED

12, 8/11/15 vs. Lynchburg

EARNED RUNS ALLOWED

10, 5/30/15 vs. Lynchburg

HITS ALLOWED

12, 5/30/15 vs. Lynchburg

PITCHES IN A GAME

96, 2x, last: 9/5/15 vs. Winston-Salem

PERSONAL

- ♦ Signed by Baltimore as a minor league free agent, 7/28/13.
- ♦ Originally signed by Philadelphia as an undrafted free agent, 2/12/10.

2018

- ♦ Split the year between Double-A Bowie and Norfolk, going 2-3 with nine saves and a 3.18 ERA in 42 relief appearances.
- ♦ Opened the year with Bowie, going 2-1 with seven saves and a 2.17 ERA in 28 outings.
- ♦ Limited Eastern League batters to a .167 average, as he registered 30 more strikeouts (58) than hits allowed (28) in 45.2 innings of work. Limited right-handers to a .130 average (13-100), while lefties batted .221 (15-68) against him.
- ♦ Did not allow an earned run in 20 of his 28 relief outings with Bowie. Also registered at least one strikeout in 26 of his 28 appearances with the Baysox.
- ♦ Posted a 2.18 ERA in 14 home contests with Bowie and a 2.16 ERA in 14 road outings.
- ♦ Promoted to Norfolk on 7/18 and made his final 14 appearances of the season with the Tides, going 0-2 with two saves and a 5.04 ERA.
- ♦ Earned his first Triple-A save on 8/10 vs. Columbus after striking out a season-high six over 3.0 shutout innings of relief.
- ♦ Yielded six earned runs in 0.2 innings on 8/29 at Gwinnett. His ERA in his other 19 outings with Norfolk was 2.96 (8 ER, 24.1 IP).

2017

- ♦ Spent the season with Class-A Frederick, where he went 6-2 with five saves and a 2.47 ERA in 36 games. He held Carolina League batters to a .173 average (39-225) and allowed just three home runs in 250 batters faced.
- ♦ Ranked among Carolina League relievers in average against (2nd, .173), strikeouts per 9 IP (2nd, 10.89) and fewest baserunners per nine IP (3rd, 9.15).
- ♦ Held right-handers to a .130 average (18-138) with 46 strikeouts.
- ♦ Recorded at least one strikeout in 33 of his 36 games, including a season-high seven over a 3.0-inning outing, 5/27 vs. Bowie Creek.
- ♦ Appeared in nine games for Salt River in the Arizona Fall League, going 2-0 with one save and a 0.00 ERA in 9.2 innings of work. Held AFL batters to a .152 average (5-33), with left-handers batting just .077 (1-13) against him.

2016

- ♦ Made 13 relief appearances for Class-A Frederick, posting a 1-2 record with a 3.13 ERA, 43 strikeouts, and two saves.
- ♦ Struck out a season-high seven in 3.0 IP against Lynchburg on 4/22.
- ♦ Held opponents to a .191 average, with right-handers hitting .151 (11-73) against him.

2015

- ♦ Went 6-11 with a 6.88 ERA in 26 games (24 starts) for Class-A Frederick.
- ♦ Ranked third on the Keys in strikeouts (91), starts (24) and innings pitched (117.2).
- ♦ Registered at least five strikeouts in eight games, including seven strikeouts twice.

2014

- ♦ Spent the year with Class-A Delmarva where he appeared in 17 games (16 starts). He struck out 72 batters and posted a 6-4 record with a 4.83 ERA for the Shorebirds.
- ♦ Struck out a career high nine batters in 5.0 innings of work against Kannapolis on 5/24.

2013

- ♦ Spent his first year in the Baltimore organization with the DSL Orioles. Made nine relief appearances and posted a 1.35 ERA with 23 strikeouts and four walks.

2012

- ♦ Spent the entire year with Class-A Williamsport in the Phillies organization. Pitched in 16 games (six starts) and finished with a 0-3 record and 4.62 ERA.
- ♦ Ranked 2nd on the team in innings pitched (50.2) and was third in strikeouts (46).
- ♦ Earned his first professional save on 8/8 vs. Mahoning Valley.



LUIS GONZÁLEZ recorded 30 more strikeouts (58) than hits allowed (28) over 45.2 innings with Bowie in 2018. He also appeared in 14 games for Norfolk last year. (Steven Goldberg/Norfolk Tides).

| YR | TEAM | ORG | W-L | ERA | G | GS | SV | IP | H | R | ER | 2B | 3B | HR | HB | BB | SO | WP | AVG |
|------|-------------------------------|-----|-------|------|-----|----|----|-------|-----|-----|-----|----|----|----|----|-----|-----|----|------|
| 2010 | DSL Phillies (R) | PHI | 3-3 | 4.14 | 10 | 9 | 0 | 37.0 | 28 | 23 | 17 | 7 | 0 | 0 | 0 | 36 | 29 | 8 | .217 |
| 2011 | GCL Phillies (R) | PHI | 3-2 | 5.74 | 12 | 7 | 0 | 42.1 | 51 | 30 | 27 | 13 | 4 | 0 | 1 | 24 | 40 | 4 | .298 |
| 2012 | Williamsport Crosscutters (A) | PHI | 0-3 | 4.62 | 16 | 6 | 1 | 50.2 | 51 | 32 | 26 | 11 | 2 | 2 | 4 | 25 | 46 | 6 | .258 |
| 2013 | DSL Orioles1 (R) | BAL | 2-1 | 1.35 | 9 | 0 | 1 | 13.1 | 10 | 4 | 2 | 1 | 0 | 0 | 0 | 4 | 23 | 4 | .192 |
| 2014 | Delmarva Shorebirds (A) | BAL | 6-4 | 4.83 | 17 | 16 | 0 | 76.1 | 73 | 45 | 41 | 18 | 1 | 3 | 6 | 29 | 72 | 8 | .249 |
| 2015 | Frederick Keys (A) | BAL | 6-11 | 6.88 | 26 | 24 | 0 | 117.2 | 169 | 104 | 90 | 29 | 2 | 13 | 4 | 59 | 91 | 14 | .347 |
| 2016 | Frederick Keys (A) | BAL | 1-2 | 3.13 | 13 | 0 | 2 | 31.2 | 21 | 11 | 11 | 3 | 0 | 4 | 0 | 8 | 43 | 0 | .191 |
| 2017 | Frederick Keys (A) | BAL | 6-2 | 2.47 | 36 | 0 | 5 | 62.0 | 39 | 22 | 17 | 6 | 0 | 3 | 0 | 24 | 75 | 9 | .173 |
| 2018 | Bowie Baysox (AA) | BAL | 2-1 | 2.17 | 28 | 0 | 7 | 45.2 | 28 | 14 | 11 | 2 | 0 | 4 | 1 | 14 | 58 | 0 | .167 |
| | NORFOLK TIDES (AAA) | BAL | 0-2 | 5.04 | 14 | 0 | 2 | 25.0 | 31 | 17 | 14 | 2 | 1 | 1 | 1 | 12 | 27 | 2 | .292 |
| | Minor League Totals | | 29-31 | 4.59 | 181 | 62 | 18 | 501.2 | 501 | 302 | 256 | 92 | 10 | 30 | 17 | 235 | 504 | 55 | .258 |

RIGHT-HANDED PITCHER

Matthew Grimes



BATS
RIGHT

THROWS
RIGHT

HEIGHT
6-5

WEIGHT
185

DOB
9/4/91

SERVICE TIME
0.000

Matthew Damon Grimes

BORN: **Hoschton, GA**

OPENING DAY AGE: **27**

ACQUIRED: **Selected by Baltimore in the 18th round of the 2014 draft**

RESIDES: **Hoschton, GA**

COLLEGE: **Georgia Tech**



FIRST MLB STRIKEOUT:

FIRST MLB WIN:

CAREER HIGHS

STRIKEOUTS

11, 4/28/15 @ Savannah

RUNS ALLOWED

7, 2x, last: 7/3/17 @ Akron

INNINGS

8.0, 2x, last: 6/3/17 vs. Altoona

EARNED RUNS ALLOWED

7, 2x, last: 7/3/17 @ Akron

WALKS

6, 7/24/16 vs. Erie

HITS ALLOWED

11, 5/9/15 vs. Augusta

HOME RUNS ALLOWED

3, 8/22/17 vs. Wilmington

PITCHES IN A GAME

109, 6/28/17 vs. Altoona

PERSONAL

◆ Selected by Baltimore in the 18th round of the 2014 draft. Was drafted by Philadelphia in the 31st round of the 2013 draft and by the Chicago White Sox in the 4th round of the 2010 draft but did not sign.

◆ Attended Georgia Tech University, where he was a Management major. Underwent Tommy John surgery his sophomore season at Georgia Tech, but came back for his junior season to help the team to an ACC Tournament Championship in 2014.

◆ Attended Mill Creek (GA) High School, where he was named the Gwinnett County Pitcher of the Year following his 2010 senior season. One of just four pitchers in Gwinnett County history to register 100 or more strikeouts in a single season. Also played two seasons as a center on the Mill Creek basketball team.

◆ His father, Damon, played collegiate basketball at Western Kentucky.

2018

◆ Spent the majority of the season with Double-A Bowie, going 0-2 with a 3.94 ERA in 34 games (seven starts).

◆ Posted a 3.72 ERA in 27 relief appearances with Bowie, limiting Eastern League batters to a .249 average and 53 hits allowed in 58.0 innings out of the bullpen.

◆ Allowed one earned run or less in 25 of his 34 appearances with Bowie.

◆ Registered a 2.55 ERA in five games (two starts) in June, striking out 14 in 17.2 innings.

◆ 29 of his 34 appearances with Bowie were longer than 1.0 inning.

◆ Made his Triple-A debut on 7.27 vs. Toledo, allowing two hits and striking out one over 3.2 innings of shutout relief.

2017

◆ Split the year between Bowie & Frederick, going 5-10 with a 5.42 ERA in 22 games (20 starts).
◆ Opened year with Bowie, going 4-8 with a 5.40 ERA in 17 games (15 starts) before making his final five starts at Frederick.

◆ Pitched at least 5.0 innings in 11 of his 15 starts with Bowie, including a career-high 8.0 IP on 6/3 vs. Altoona.

◆ Set a season-high with seven strikeouts in his first appearance of the season, 4/11 at Erie.

◆ Made two relief outings with Bowie, tossing 6.1 shutout innings while holding opponents to an .095 average (2-21).

◆ Earned wins in back-to-back outings, 5/24 vs. Hartford and 5/29 at Akron.

◆ Placed on Bowie's disabled list with a neck injury, 7/20. Activated from the disabled list and assigned to Frederick on 8/12.

◆ Posted a 3.66 ERA in five starts with Frederick, as he did not allow an earned run in three of his five outings with the Keys

2016

◆ Split the year between Frederick & Bowie, going 11-9 with a 2.80 ERA in 25 games (24 starts).

◆ His 11 victories led Orioles minor leaguers, while his 2.80 ERA ranked 3rd in the system.

◆ Named a Carolina League Midseason All-Star, and was twice named Carolina League Pitcher of the week (5/1 and 5/30).

◆ Named Orioles Pitcher of the Month and Carolina League Pitcher of the Month for May after going 5-1 with a 1.12 ERA (5 ER, 40.1 IP) in six starts.

◆ Opened the season with Frederick, where he went 8-4 with a 1.45 ERA in 14 games (13 starts) for the Keys. Allowed two earned runs or less in 13 of his 14 outings with Frederick, and zero earned runs in seven of his 14 games.

◆ In five starts from 5/12 - 6/4, went 4-0 with a 0.25 ERA (1 ER, 35.2 IP). Had a streak of 28.0 scoreless innings from 5/17-6/4.

◆ Set a career-high with 8.0 innings in a win at Carolina, 5/29 (8.0 IP, 2 H, 0 ER, 0 BB, 5 K).

◆ Made seven starts with Frederick in which he did not allow an earned run.

◆ Promoted to Bowie on 7/4 and spent the rest of the year there, going 3-5 with a 4.68 ERA.

2015

◆ Spent the season with Class-A Delmarva, going 10-7 in 24 starts.

◆ Led the Shorebirds in wins (10), games started (24), complete games (2), innings pitched (126.0) and strikeouts (91).

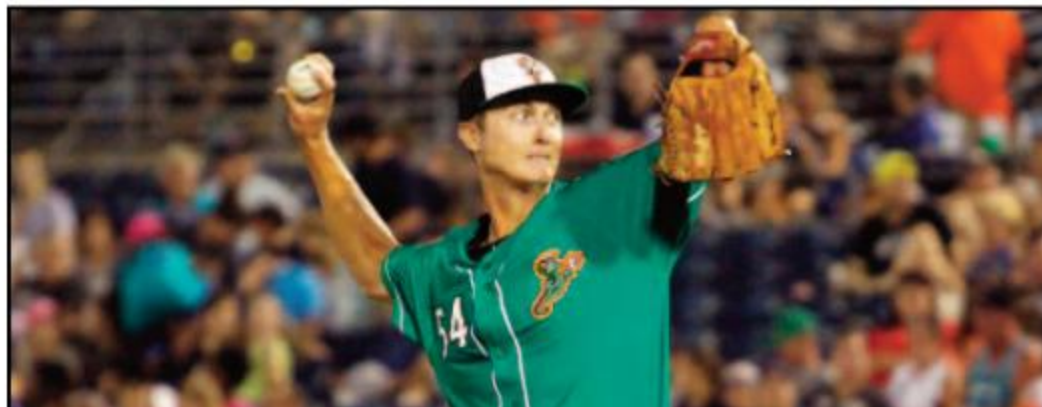
◆ Struck out a career-high 11 batters in his first professional complete-game shutout in a weather-shortened game on 4/28 at Savannah, allowing just one hit over 5.0 innings.

◆ Went 3-1 with a 2.59 ERA over four starts in the month of June.

2014

◆ Went 1-3 with a 5.32 ERA in 10 games (five starts) for Class-A Aberdeen.

◆ Earned first professional win vs Batavia, tossing 2.0 scoreless innings of relief.



MATTHEW GRIMES made his Triple-A debut in 2018, firing 3.2 shutout innings of relief in his lone appearance with the Tides. (Scott Sears/Norfolk Tides).

| YR | TEAM | ORG | W-L | ERA | G | GS | SV | IP | H | R | ER | 2B | 3B | HR | HB | BB | SO | WP | AVG |
|---------------------|-------------------------|-----|-------|------|-----|----|----|-------|-----|-----|-----|----|----|----|----|-----|-----|----|------|
| 2014 | Aberdeen IronBirds (A) | BAL | 1-3 | 5.32 | 10 | 5 | 0 | 22.0 | 23 | 17 | 13 | 4 | 1 | 2 | 0 | 8 | 14 | 5 | .274 |
| 2015 | Delmarva Shorebirds (A) | BAL | 10-7 | 4.14 | 24 | 24 | 0 | 126.0 | 148 | 72 | 58 | 27 | 8 | 6 | 1 | 35 | 91 | 15 | .293 |
| 2016 | Bowie Baysox (AA) | BAL | 3-5 | 4.68 | 11 | 11 | 0 | 57.2 | 60 | 33 | 30 | 13 | 0 | 5 | 0 | 23 | 37 | 1 | .267 |
| | Frederick Keys (A) | BAL | 8-4 | 1.45 | 14 | 13 | 0 | 80.2 | 69 | 20 | 13 | 13 | 4 | 3 | 0 | 16 | 54 | 6 | .233 |
| 2017 | Bowie Baysox (AA) | BAL | 4-8 | 5.40 | 17 | 15 | 0 | 85.0 | 100 | 55 | 51 | 18 | 1 | 17 | 3 | 32 | 53 | 5 | .297 |
| | Frederick Keys (A) | BAL | 1-2 | 3.66 | 5 | 5 | 0 | 19.2 | 18 | 8 | 8 | 2 | 0 | 4 | 0 | 3 | 23 | 1 | .250 |
| 2018 | Bowie Baysox (AA) | BAL | 0-2 | 3.94 | 34 | 7 | 0 | 82.1 | 84 | 39 | 36 | 15 | 2 | 8 | 2 | 35 | 64 | 9 | .271 |
| | NORFOLK TIDES (AAA) | BAL | 0-0 | 0.00 | 1 | 0 | 0 | 3.2 | 2 | 0 | 0 | 0 | 0 | 0 | 0 | 0 | 1 | 0 | .154 |
| Minor League Totals | | | 27-31 | 3.94 | 116 | 80 | 0 | 477.0 | 504 | 244 | 209 | 92 | 16 | 45 | 6 | 152 | 337 | 42 | .274 |

RIGHT-HANDED PITCHER

Taylor Grover



BATS
RIGHT

THROWS
RIGHT

HEIGHT
6-3

WEIGHT
195

DOB
4/22/91

SERVICE TIME
0.000

Taylor Wayne Grover

BORN: Augusta, SC

OPENING DAY AGE: 27

ACQUIRED: Selected by Baltimore from Cincinnati in the minor league portion of the Rule 5 Draft, 12/13/18

FIRST MLB STRIKEOUT:

FIRST MLB WIN:

RESIDES: North Augusta, SC

COLLEGE: Univ. of South Carolina Aiken



@therealTGrover



CAREER HIGHS

STRIKEOUTS

7, 3x, last: 7/19/17 vs Trenton

INNINGS

4.1, 2x, last: 6/2/15 @ Winston-Salem

WALKS

4, 3x, last: 5/27/17 vs Trenton

HOME RUNS ALLOWED

3, 5/17/15 @ Winston-Salem

RUNS ALLOWED

10, 5/17/15 @ Winston-Salem

EARNED RUNS ALLOWED

10, 5/17/15 @ Winston-Salem

HITS ALLOWED

8, 7/26/16 vs Trenton

PITCHES IN A GAME

72, 7/19/17 vs Trenton

PERSONAL

- Selected by Baltimore from Cincinnati with the first pick in the minor league portion of the Rule 5 Draft, 12/13/18. Had signed with Cincinnati as a free agent on 11/28/18.
- A video of him throwing 100 mph on the "Pitching Ninja" twitter account (an account with over 100,000 followers that often shares video and gifs of pitchers with some of the game's most exciting arms) helped increase his recognition prior to the 2018 Rule 5 Draft.
- Originally selected by Boston in the 10th round of the 2013 draft.
- Attended the University of South Carolina Aiken, where he was named an NCAA Division II Third-Team All-American after posting a 0.92 ERA during his junior year (2013).
- When he was first drafted out of college in 2013, his fastball speed was routinely 94-95 MPH. By the summer of 2017, he hit triple-digits on the radar gun for the first time and by the summer of 2018, he was hitting 100 MPH on a regular basis.
- Excelled as both a pitcher and batter at Midland Valley High School (SC), posting a 1.56 ERA while batting .456 batting during his senior year.

2018

- Attended spring training with Arizona before being released on 3/21.
- Spent majority of the season playing with the Chicago Dogs of the Independent American Association, going 1-2 with 14 saves and a 2.63 ERA in 43 games out of the bullpen.
- Led Chicago with 11.8 strikeouts per nine innings pitched (63 strikeouts in 48.0 IP).
- Traded to the Long Island Ducks of the Independent Atlantic League, appearing in six games and posting a 1.80 ERA.
- Some teammates on the Long Island Ducks included former Tides Jair Jurrjens, Daniel Schlereth, Ashur Tolliver, Lew Ford and David Washington.

2017

- Spent the year with Double-A Portland in the Boston system, going 3-5 with a 5.16 ERA in 29 games (seven starts). Registered 82 strikeouts in 75.0 innings pitched.
- Allowed just four of 18 inherited runners to score.
- Limited Eastern League right-handers to a .240 average.
- Matched his career-high with seven strikeouts, 7/19 vs. Trenton.

2016

- Split time between Class-A Salem (17 games) and Portland (21 games), combining to go 3-6 with three saves and a 4.06 ERA in 38 relief appearances.
- Opened the year with Salem, posting a 2.67 ERA while holding Carolina League batters to a .223 average. Also registered six more strikeouts (31) than hits allowed (25) in 30.1 IP.
- Joined Portland on 6/7 and spent the rest of the year there, going 2-5 with a 5.00 ERA.
- Registered multiple strikeouts in 13 of his 21 relief outings with Portland.

2015

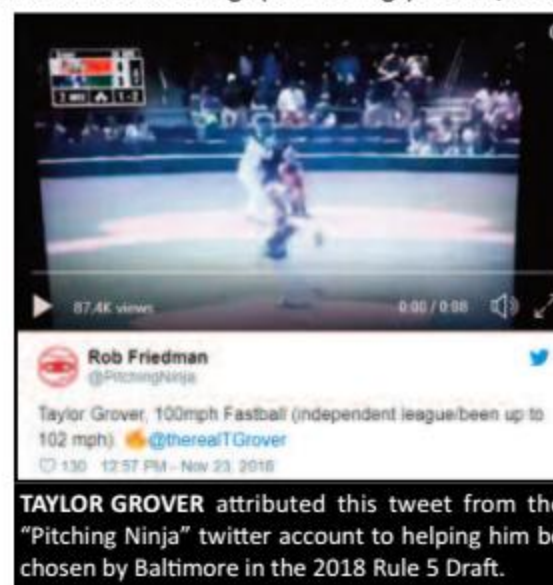
- Went 2-2 with four saves and a 3.62 ERA in 34 games (one start) for Class-A Salem.
- Had the lowest opponent batting average among Carolina League relievers (.193) and allowed the second-fewest baserunners per 9.0 innings pitched (10.60).
- Posted a WHIP below 1.20 (1.19) for the third consecutive season.
- Made his only start of the season on 5/17 at Winston-Salem, allowing 10 earned runs and three home runs. Without that appearance, his ERA in his other 33 outings was 2.52.
- Notched a season-high seven strikeouts over a 4.1-inning relief outing, 5/21 vs Lynchburg.
- Did not allow a hit in his final six appearances (8.0 innings).
- Allowed no earned runs in his final 11 appearances (16.0 innings), holding opposing hitters to a .096 batting average during that span.

2014

- Made 25 appearances between Class-A Greenville (20 games) and Salem (five games).
- Earned first professional win with Greenville on 7/11 vs Augusta.
- Promoted to Class-A Salem on 8/7 and did not allow a run in four of his five appearances.
- Made one postseason appearance for Salem, tossing a scoreless inning.

2013

- Made professional baseball debut with Class-A Lowell in the Red Sox organization on 6/24 at Vermont, tossing a scoreless inning with two strikeouts to earn the save.
- Had seven consecutive scoreless outings (11.2 innings) from 7/31-9/1.



| YR | TEAM | ORG | W-L | ERA | G | GS | SV | IP | H | R | ER | 2B | 3B | HR | HB | BB | SO | WP | AVG |
|----------------------------------|-------------------------|-----|-------------|-------------|------------|----------|-----------|--------------|------------|------------|------------|-----------|----------|-----------|-----------|------------|------------|-----------|-------------|
| 2013 | Lowell Spinners (A) | BOS | 0-3 | 2.63 | 15 | 0 | 1 | 24.0 | 20 | 7 | 7 | 6 | 0 | 1 | 2 | 5 | 18 | 1 | .217 |
| 2014 | Greenville Drive (A) | BOS | 1-5 | 4.73 | 20 | 0 | 1 | 45.2 | 39 | 26 | 24 | 6 | 1 | 7 | 2 | 13 | 43 | 7 | .222 |
| | Salem Red Sox (A) | BOS | 0-1 | 1.46 | 5 | 0 | 1 | 12.1 | 7 | 2 | 2 | 2 | 0 | 0 | 0 | 6 | 19 | 2 | .167 |
| 2015 | Salem Red Sox (A) | BOS | 2-2 | 3.62 | 34 | 1 | 4 | 74.2 | 54 | 36 | 30 | 12 | 2 | 6 | 5 | 35 | 61 | 6 | .205 |
| 2016 | Salem Red Sox (A) | BOS | 1-1 | 2.67 | 17 | 0 | 3 | 30.1 | 25 | 9 | 9 | 7 | 0 | 1 | 1 | 9 | 31 | 1 | .223 |
| | Portland Sea Dogs (AA) | BOS | 2-5 | 5.00 | 21 | 0 | 0 | 45.0 | 53 | 34 | 25 | 13 | 1 | 5 | 2 | 16 | 42 | 0 | .283 |
| 2017 | Portland Sea Dogs (AA) | BOS | 3-5 | 5.16 | 29 | 7 | 0 | 75.0 | 77 | 47 | 43 | 18 | 5 | 11 | 3 | 33 | 82 | 4 | .263 |
| 2018 | Chicago Dogs (IND) | -- | 1-2 | 3.56 | 43 | 0 | 14 | 48.0 | 36 | 19 | 14 | 5 | 2 | 4 | 1 | 20 | 63 | 1 | .206 |
| | Long Island Ducks (IND) | -- | 0-0 | 1.80 | 6 | 0 | 0 | 5.0 | 3 | 1 | 1 | 1 | 0 | 0 | 0 | 2 | 7 | 0 | .167 |
| Independent League Totals | | | 1-2 | 2.55 | 49 | 0 | 14 | 53.0 | 39 | 20 | 15 | 6 | 2 | 4 | 1 | 22 | 70 | 1 | .186 |
| Minor League Totals | | | 9-22 | 4.10 | 141 | 8 | 10 | 307.0 | 275 | 161 | 140 | 64 | 9 | 31 | 15 | 117 | 296 | 21 | .236 |

LEFT-HANDED PITCHER

DL Hall



BATS LEFT **THROWS** LEFT **HEIGHT** 6-2 **WEIGHT** 195 **DOB** 9/19/98 **SERVICE TIME** 0.000

Dayton Lane Hall

BORN: Valdosta, GA **RESIDES:** Valdosta, GA
OPENING DAY AGE: 20 **COLLEGE:**
ACQUIRED: Selected by Baltimore in the 1st round (21st overall) of the 2017 draft

@dl_hall33

@dl_hall03

FIRST MLB STRIKEOUT:
FIRST MLB WIN:

CAREER HIGHS

| STRIKEOUTS | INNINGS | WALKS | HOME RUNS ALLOWED |
|-----------------------------|--|----------------------------------|-----------------------------------|
| 10, 7/16/18 @ West Virginia | 6.0, 2x, last: 7/16/18 @ West Virginia | 4, 4x, last: 7/31/18 vs Lakewood | 1, 7x, last: 7/26/18 @ Hagerstown |
| RUNS ALLOWED | EARNED RUNS ALLOWED | HITS ALLOWED | PITCHES IN A GAME |
| 5, 6/2/18 @ Charleston | 5, 6/2/18 @ Charleston | 9, 6/2/18 @ Charleston | 90, 7/5/18 vs Hagerstown |

PERSONAL

- Selected by Baltimore in the 1st round (21st overall) of the 2017 draft.
- Attended Valdosta High School (GA), where he earned Region 1-6A Player of the Year honors after a senior season that saw him post a 1.36 ERA with 105 strikeouts in 51.1 IP. He also batted .349 with five home runs and 33 RBI during his senior year of high school.
- During the summer of 2016, he played in the Under Armour All-America Baseball Game at Wrigley Field and the Perfect Game All-American Game at Petco Park.
- Had an offer to play collegiately at Florida State University before signing with Baltimore.

RANKING ON ORIOLES TOP PROSPECT LISTS ENTERING 2019

#2 - Baseball America | #3 - MLB.com | #3 - Baseball Prospectus
 Best Fastball & Best Curveball in Orioles system - Baseball America

RANKING ON NATIONAL TOP 100 LISTS ENTERING 2019

#54 - Baseball America | #90 - MLB.com | #92 - Baseball Prospectus

2018

- Went 2-7 with a 2.10 ERA in 22 games (20 starts) for Class-A Delmarva.
- Finished 13.2 innings shy of qualifying among South Atlantic League leaders, where his 2.10 ERA would have ranked third in the league. The 2.10 ERA would have also led Orioles minor leaguers.
- Named a Low Class-A All-Star by Baseball America.
- Limited South Atlantic League batters to a .203 average, with right-handers batting just .180 against him. Also held hitters to a .154 average with RISP and two outs.
- Registered 32 more strikeouts (100) than hits allowed (68) in 94.1 innings of work.
- Tallied a career-high 10 strikeouts over 6.0 innings in a win at West Virginia, 7/16.
- Named Orioles Minor League Pitcher of the Month for July after going 2-1 with a 0.67 ERA (2 ER, 26.2 IP) and 39 strikeouts. Limited SAL batters to a .116 average (10-86) in the month.
- Honored as the South Atlantic League Pitcher of the Week in consecutive weeks, 7/8 and 7/15. Did not allow a run over 11.2 scoreless innings over that stretch.
- Posted a 0.84 ERA (5 ER, 53.2 IP) with twice as many strikeouts (64) as hits allowed (32) over his final 11 appearances. Limited opponents to a .171 average over that stretch.
- Limited opponents to four hits or less in 19 of his 22 appearances.
- Posted a 1.69 ERA in nine home games and a 1.82 ERA in 17 night outings.
- Had an innings limit throughout the season, as he only had two 6.0-inning starts and did not surpass 90 pitches in any outing.

2017

- Limited to five starts in his first pro season, posting a 6.97 ERA with the GCL Orioles.
- Struck out a season-high six batters over a 3.2 inning start, 8/22 vs. the GCL Twins.
- Limited opposing left-handed batters to an .091 batting average (1-11).



DL HALL registered 32 more strikeouts (100) than hits allowed (68) over 94.1 innings pitched with Class-A Delmarva in 2018. (Joey Gardner/Delmarva Shorebirds).

BASEBALL AMERICA - BEST TOOLS IN ORIOLES SYSTEM

| | |
|-----------------------------------|-------------------------|
| Best Hitter for Average | Yusniel Díaz |
| Best Power Hitter | Austin Hays |
| Best Strike-Zone Discipline | Ryan McKenna |
| Fastest Baserunner | Kirvin Moesquit |
| Best Athlete | Austin Hays |
| BEST FASTBALL..... | DL HALL |
| BEST CURVEBALL | DL HALL |
| Best Slider | Branden Kline |
| Best Changeup | Alex Wells |
| Best Control | Zac Lowther |
| Best Defensive Catcher | Austin Wynns |
| Best Defensive Infielder | Cadyn Grenier |
| Best Infield Arm | Jean Carlos Encarnacion |
| Best Defensive Outfielder | Ryan McKenna |
| Best Outfield Arm | Austin Hays |

| YR | TEAM | ORG | W-L | ERA | G | GS | SV | IP | H | R | ER | 2B | 3B | HR | HB | BB | SO | WP | AVG |
|------|---------------------|-----|-----|------|----|----|----|-------|----|----|----|----|----|----|----|----|-----|----|------|
| 2017 | GCL Orioles | BAL | 0-0 | 6.97 | 5 | 5 | 0 | 10.1 | 10 | 9 | 8 | 2 | 1 | 1 | 1 | 10 | 12 | 3 | .263 |
| 2018 | Delmarva Shorebirds | BAL | 2-7 | 2.10 | 22 | 20 | 0 | 94.1 | 68 | 31 | 22 | 15 | 6 | 2 | 5 | 42 | 100 | 7 | .203 |
| | Minor League Totals | | 2-7 | 2.58 | 27 | 25 | 0 | 104.2 | 78 | 40 | 30 | 17 | 7 | 3 | 6 | 52 | 112 | 10 | .209 |

RIGHT-HANDED PITCHER

Hunter Harvey



BATS
RIGHT

THROWS
RIGHT

HEIGHT
6-3

WEIGHT
210

DOB
12/9/94

SERVICE TIME
0.003

Hunter Luke Harvey

BORN: Catawba, NC
OPENING DAY AGE: 24

RESIDES: Soddy-Daisy, TN
COLLEGE:

ACQUIRED: Selected by Baltimore in the 1st round (22nd overall) of the 2013 draft

FIRST MLB STRIKEOUT:
FIRST MLB WIN:



@HunterHarvey35



@hunterharvey35

CAREER HIGHS

STRIKEOUTS

10, 5/12/14 vs. Lakewood

RUNS ALLOWED

7, 6/10/14 vs. Hickory

INNINGS

7.0, 5/12/14 vs. Lakewood

EARNED RUNS ALLOWED

6, 2x, last: 6/1/18 vs. Trenton

WALKS

5, 4/22/14 vs. Savannah

HITS ALLOWED

8, 2x, last: 7/25/14 @ Rome

HOME RUNS ALLOWED

2, 2x, last: 6/1/18 vs. Trenton

PITCHES IN A GAME

93, 4/29/14 @ Savannah

PERSONAL

- Selected by Baltimore in the 1st round (22nd overall) of the 2013 draft.
- Attended Bandys High School in Catawba, NC, where he went 8-0 with a 0.38 ERA and was named Player of the Year during his senior season. Also compiled a .456 career average in high school, including a .539 average during his junior campaign.
- His father, Bryan Harvey, was a pitcher and two-time All-Star for the California Angels and the Florida Marlins from 1987-1995. He accumulated 177 saves over his nine-year career and led all of MLB in saves (46) with the Angels in 1991.
- His older brother, Kris Harvey, was drafted in the 2nd round of the 2005 draft by the Florida Marlins out of Clemson University and played eight seasons in the Marlins and Pirates organization as an outfielder, third baseman and pitcher. In 2006 at Class-A Greensboro, Kris was managed by current Orioles skipper, Brandon Hyde.

RANKING ON ORIOLES TOP PROSPECT LISTS ENTERING 2019

#7 - Baseball America | #12 - MLB.com

2018

- Made eight starts for Double-A Bowie before being placed on the disabled list on 6/8. Landed on the DL with a right shoulder injury he suffered while trying to avoid a line drive hit into the Baysox dugout.
- Struck out a season-high seven batters, 5/26 at Binghamton.
- Posted a 3.15 ERA in five road outings, striking out 22 while issuing just two walks.
- Recalled to Baltimore on 4/9 but did not appear in a game before being optioned on 4/11.
- Entered the season ranked as the #4 prospect in the Orioles organization according to MLB.com and Baseball America. Baseball America also rated him as having the Best Curveball in the Orioles system.

2017

- Saw limited action after 2016 Tommy John surgery; combined to throw seven games between the GCL Orioles, Class-A Aberdeen and Class-A Delmarva, posting a 1.36 ERA.
- Registered 30 strikeouts, 11 hits allowed and six walks in 18.2 innings.
- Struck out seven over a 3.0-inning start at Brooklyn, 8/16.

2016

- Began the season among the Top 100 Prospects in baseball by Baseball Prospectus (#58) and MLB.com (#85). Ranked by Baseball America as the #4 prospect in the Orioles system and as having the Best Curveball in the organization.
- Suffered a groin injury during Spring Training and underwent sports hernia surgery in May.
- Left his start on 7/16 with Aberdeen with discomfort in his right flexor mass.
- Underwent Tommy John surgery on 7/26 and missed the remainder of the season.

2015

- Rated by several publications as being among the Top 100 Prospects in baseball. Rated as the #16 overall prospect by ESPN.com, #20 by Baseball Prospectus, #36 by FanGraphs and #41 by MLB.com. Rated as the second-best prospect in the Orioles system by MLB.com.
- Suffered a slight fracture of his right fibia after being hit by a comebacker in a minor league spring game, 3/22. After leg injury, suffered right forearm and elbow injuries that sidelined him for the season.

2014

- Spent entire season with Class-A Delmarva, where he posted a 3.18 ERA in 17 starts.
- Named to the South Atlantic League Midseason All-Star Team.
- Selected for the Futures Game, throwing a scoreless inning of relief for Team USA.
- Registered 106 strikeouts while walking 33 in 87.2 innings pitched.
- Struck out a career-high 10 while allowing just one hit and one walk over 7.0 innings of a win vs. Lakewood on 5/12.
- Registered at least five strikeouts in 15 of his 17 starts.
- Held SAL batters to a .209 average, with lefties hitting .209 and right-handers hitting .208.
- Did not pitch after 7/25 after being diagnosed with a flexor mass muscle strain.
- Named an MiLB.com Organization All-Star.

2013

- Posted a 1.78 ERA in eight starts between the GCL Orioles and Class-A Aberdeen.
- Registered 12 more strikeouts (33) than hits allowed (21) in 25.1 innings pitched.



HUNTER HARVEY enters 2018 with 71 more strikeouts (217) than hits allowed (146) in 47 career minor league outings. (Baltimore Sun).

| YR | TEAM | ORG | W-L | ERA | G | GS | SV | IP | H | R | ER | 2B | 3B | HR | HB | BB | SO | WP | AVG |
|------|----------------------------|-----|-------------|-------------|-----------|-----------|----------|--------------|------------|-----------|-----------|-----------|----------|----------|-----------|-----------|------------|----------|-------------|
| 2013 | Aberdeen IronBirds (A) | BAL | 0-1 | 2.25 | 3 | 3 | 0 | 12.0 | 11 | 4 | 3 | 2 | 0 | 0 | 0 | 4 | 15 | 1 | .239 |
| | GCL Orioles (R) | BAL | 0-0 | 1.35 | 5 | 5 | 0 | 13.1 | 10 | 2 | 2 | 1 | 1 | 0 | 0 | 2 | 18 | 0 | .208 |
| 2014 | Delmarva Shorebirds (A) | BAL | 7-5 | 3.18 | 17 | 17 | 0 | 87.2 | 66 | 39 | 31 | 12 | 2 | 5 | 11 | 33 | 106 | 3 | .209 |
| 2016 | Aberdeen IronBirds (A) | BAL | 0-1 | 3.52 | 3 | 3 | 0 | 7.2 | 9 | 5 | 3 | 2 | 0 | 0 | 1 | 6 | 7 | 1 | .310 |
| | GCL Orioles (R) | BAL | 0-0 | 0.00 | 2 | 2 | 0 | 5.0 | 3 | 0 | 0 | 1 | 0 | 0 | 0 | 0 | 11 | 0 | .167 |
| 2017 | Aberdeen IronBirds (A) | BAL | 0-0 | 0.00 | 2 | 2 | 0 | 5.0 | 1 | 0 | 0 | 0 | 0 | 0 | 0 | 3 | 10 | 0 | .062 |
| | Delmarva Shorebirds (A) | BAL | 0-1 | 2.08 | 3 | 3 | 0 | 8.2 | 4 | 2 | 2 | 1 | 0 | 0 | 1 | 3 | 14 | 0 | .133 |
| | GCL Orioles (R) | BAL | 0-0 | 0.00 | 3 | 3 | 0 | 5.0 | 6 | 0 | 0 | 0 | 0 | 0 | 0 | 0 | 6 | 2 | .300 |
| 2018 | Bowie Baysox (AA) | BAL | 1-2 | 5.57 | 9 | 9 | 0 | 32.1 | 36 | 20 | 20 | 5 | 2 | 3 | 2 | 9 | 30 | 0 | .290 |
| | Minor League Totals | | 8-10 | 3.11 | 47 | 47 | 0 | 176.2 | 146 | 72 | 61 | 24 | 5 | 8 | 15 | 60 | 217 | 7 | .226 |

OUTFIELDER

Austin Hays



BATS
RIGHT

THROWS
RIGHT

HEIGHT
6-1

WEIGHT
195

DOB
7/5/95

SERVICE TIME
0.027

Austin Charles Brian Hays

BORN: **Daytona Beach, FL**

OPENING DAY AGE: **23**

ACQUIRED: **Selected by Baltimore in the 3rd round of the 2016 draft**

RESIDES: **DeLand, FL**

COLLEGE: **Jacksonville University**



@TheAustinHaysss



@austinhays22

FIRST MLB HIT: **Single off of Jordan Montgomery, 9/16/17 @ NYY**

FIRST MLB HOME RUN: **Two-run HR off of Chasen Shreve, 9/16/17 @ NYY**

CAREER HIGHS

HITS

5, 6/18/17 vs. Lynchburg

RBI

6, 6/18/17 vs. Lynchburg

RUNS

4, 6/18/17 vs. Lynchburg

HOME RUNS

3, 5/24/17 @ Potomac

STRIKEOUTS

4, 2x, last: 5/8/18 @ Altoona

WALKS

3, 4/20/18 vs. Akron

STOLEN BASES

2, 2x, last: 5/9/18 @ Altoona

HITTING STREAK

13 games, 2017

PERSONAL

- Selected by Baltimore in the 3rd round of the 2016 draft.
- Attended Jacksonville University, where he hit .350 with 16 home runs and 42 RBI for the Dolphins in 2016. Spent a season at Seminole State College of Florida before transferring to Jacksonville. Was a teammate of fellow O's farmhand Michael Baumann at JU.
- Was a two-time team MVP at Spruce Creek High School in Port Orange, FL, helping guide the school to a State Championship his junior season. Spruce Creek has also produced swimmer Ryan Lochte, a 12-time Olympic medalist.
- Became the first player from the 2016 draft to reach the majors when he made his debut on 9/7/17 at Oriole Park.

RANKING ON ORIOLES TOP PROSPECT LISTS ENTERING 2019

#4 - Baseball America | #4 - MLB.com | #8 - Baseball Prospectus
Best Power Hitter, Best Athlete, Best Outfield Arm - Baseball America

2018

- Ranked among the Top 100 Prospects by Baseball America (#21) and MLB.com (#23).
- Rated as the #1 prospect in the Orioles system by Baseball America and MLB.com.
- Limited to 66 games with Double-A Bowie due to a right ankle injury.
- Batted .242 with 12 home runs and 43 RBI in 66 games with Double-A Bowie.
- Hit .224 in 43 games prior to landing on the disabled list with a right ankle injury, 5/26.
- After rehabbing with Class-A Aberdeen, returned to Bowie and batted .273 with six home runs and 25 RBI over his final 23 games of the season.
- Batted .333 (17-51) against Eastern League left-handed pitching.
- Went 3-3 with a first inning grand slam, 8/14 vs. Richmond.
- Finished a triple short of hitting for the cycle, 8/17 vs. Erie (4-4, HR, 2 2B, 3 RBI).

2017


- Split the season between Frederick and Bowie, combining to hit .329 with 32 home runs, 32 doubles and 95 RBI.
- Named Baltimore's Brooks Robinson Minor League Player of the Year.
- Ranked among all of Minor League Baseball in total bases (1st, 310), home runs (T-2nd, 32), extra-base hits (2nd, 69), hits (T-5th, 172), RBI (T-9th, 95) and at-bats (T-11th, 523).
- Named as one of five finalists for Baseball America's Minor League Player of the Year Award, along with Atlanta OF Ronald Acuña (winner), Arizona RHP Jon Duplantier, Toronto IF Vladimir Guerrero Jr. and Toronto IF Bo Bichette.
- Named a Carolina League Midseason All-Star, and chosen as Carolina League Player of the Week three times (5/21, 6/11, 6/18).
- Became the first player in Frederick history with three homers in a game (5/24 at Potomac).
- Set career-highs with five hits, six RBI and four runs scored, 6/18 vs. Lynchburg (5-5, 2 HR, 2 2B, 4 R, 6 RBI). Was one of just seven five-hit games in the Carolina League in 2017.

2017

- Hit safely in 50 of his 64 games with Frederick before being promoted to Bowie on 6/22.
- Hit safely in his first nine games with Bowie, including a four-hit game vs. Altoona on 6/29.
- Registered a career-high 13-game hitting streak from 7/6-7/22.
- Hit safely in 53 of his 64 games with Bowie. Between Frederick and Bowie, hit safely in 103 of his 128 contests.
- Had his contract selected by Baltimore on 9/5 and made his MLB debut on 9/7 vs. the New York Yankees (went 0-1).
- Recorded first big league hit on 9/16 at Yankee Stadium (single off of Jordan Montgomery). Also slugged his first MLB home run in the ninth inning of that game (off of Chasen Shreve).
- Rated by Baseball America after the season as the #1 prospect in the O's system; also rated by same publication as the Best Hitter for Average, the Best Power Hitter and as having the Best Outfield Arm in the Orioles organization.

2016

- Ranked as the #7 Orioles prospect to open the season, according to Baseball America.
- Made professional debut with Class-A Aberdeen on 6/22 vs Auburn, going 3-4 with a triple, a stolen base, a run scored and an RBI in his first game.
- Led Class-A Aberdeen in batting average (.336), home runs (4), on-base percentage (.386) and slugging percentage (.514). Also recorded nine outfield assists.
- Hit .381 with runners in scoring position and .343 against left-handers on the season.



AUSTIN HAYS enjoyed a breakout season in 2017 before making his MLB debut. He was the first player from the 2016 draft class to appear in the major leagues. (Patrick McDermott/USA TODAY Sports).

| YR | TEAM | ORG | AVG | G | AB | R | H | 2B | 3B | HR | RBI | BB | SO | SB | CS | SLG | OBP | OPS | E |
|------|------------------------|-----|------|-----|-----|-----|-----|----|----|----|-----|----|-----|----|----|------|------|------|---|
| 2016 | Aberdeen IronBirds (A) | BAL | .336 | 38 | 140 | 14 | 47 | 9 | 2 | 4 | 21 | 11 | 32 | 4 | 3 | .514 | .386 | .900 | 1 |
| 2017 | BALTIMORE ORIOLES (AL) | BAL | .217 | 20 | 60 | 4 | 13 | 3 | 0 | 1 | 8 | 2 | 16 | 0 | 0 | .317 | .238 | .555 | 3 |
| | Bowie Baysox (AA) | BAL | .330 | 64 | 261 | 39 | 86 | 17 | 2 | 16 | 54 | 13 | 45 | 1 | 1 | .594 | .367 | .961 | 4 |
| | Frederick Keys (A) | BAL | .328 | 64 | 262 | 42 | 86 | 15 | 3 | 16 | 41 | 12 | 40 | 4 | 6 | .592 | .364 | .956 | 1 |
| 2018 | Bowie Baysox (AA) | BAL | .242 | 66 | 273 | 34 | 66 | 12 | 2 | 12 | 43 | 12 | 59 | 6 | 3 | .432 | .271 | .703 | 1 |
| | Aberdeen IronBirds (A) | BAL | .189 | 9 | 37 | 6 | 7 | 2 | 0 | 0 | 3 | 2 | 7 | 0 | 0 | .243 | .231 | .474 | 0 |
| | Minor League Totals | | .300 | 241 | 973 | 135 | 292 | 55 | 9 | 48 | 162 | 50 | 183 | 15 | 13 | .523 | .337 | .860 | 7 |
| | Major League Totals | | .217 | 20 | 60 | 4 | 13 | 3 | 0 | 1 | 8 | 2 | 16 | 0 | 0 | .317 | .238 | .555 | 3 |

RIGHT-HANDED PITCHER

David Hess



BATS
RIGHT

THROWS
RIGHT

HEIGHT
6-2

WEIGHT
180

DOB
7/10/93

SERVICE TIME
0.119

David James Hess

BORN: Tullahoma, TN

OPENING DAY AGE: 25

ACQUIRED: Selected by Baltimore in the 5th round of the 2014 draft

RESIDES: Morgantown, WV

COLLEGE: Tennessee Tech



@hess_express28



@hess_express28

FIRST MLB STRIKEOUT: Mallex Smith, 5/12/18 vs. TB

FIRST MLB WIN: 5/12/18 vs. TB (MLB Debut)

CAREER HIGHS

STRIKEOUTS

10, 5/8/18 @ Durham

INNINGS

8.0, 8/25/17 @ Altoona

WALKS

5, 5x, last: 7/7/17 vs. Richmond

HOME RUNS ALLOWED

5, 8/4/16 @ Reading

RUNS ALLOWED

9, 2x, last: 7/8/16 @ Reading

EARNED RUNS ALLOWED

8, 6/28/16 @ Harrisburg

HITS ALLOWED

11, 9/1/16 vs. Harrisburg

PITCHES IN A GAME

114, 5/11/17 vs. Richmond

PERSONAL

- Selected by Baltimore in the 5th round of the 2014 draft.
- Attended Tennessee Tech, where he majored in Biomolecular Chemical Engineering. Was the highest Tennessee Tech University player to be drafted since 1969.
- Led the Ohio Valley Conference in wins (9) and strikeouts (104) with TTU in 2014.
- Named District Pitcher of the Year at Tullahoma High School in Tennessee after going 8-1 with a 1.91 ERA and 102 strikeouts his senior year. Was high school teammates with LHP Justus Sheffield, the #1 prospect in the Mariners organization according to MLB.com.

2018

- Split the year between Baltimore and Norfolk. Went 3-10 with a 4.88 ERA in four stints with the Orioles and was 3-2 with a 3.15 ERA in nine starts with the Tides.
- Opened the year with Norfolk, going 2-0 with a 2.12 ERA over six starts before being promoted to Baltimore on 5/12. His 2.12 ERA ranked 9th in the IL when he was recalled.
- Struck out a career-high 10 batters and took a no-hitter into the 7th inning in a win at Durham on 5/8. (7.0 IP, 1 H, 0 R, 1 BB, 10 K).
- Made his MLB debut in game one of a doubleheader vs. Tampa Bay on 5/12. Earned the win in that contest, retiring 16 of the final 18 batters he faced in Baltimore's 6-3 victory. Became the first Oriole to start and win his MLB debut since Mike Wright did so on 5/17/15.
- With Chance Sisco behind the plate during his MLB debut, Hess' start marked the first time an O's pitcher made their MLB debut with a rookie catcher since 8/4/09.
- Posted a 3.51 ERA with five Quality Starts in 11 appearances (10 starts) against the AL East.
- Optioned to Norfolk and made three starts with the Tides in July before returning to Baltimore on 7/28. Registered a 3.81 ERA in 11 games (10 starts) after the All-Star break.
- Limited MLB hitters to a .207 average with RISP and a .167 mark with RISP and two outs.
- Suffered a seven-game losing skid with Baltimore from 5/30 - 8/22. Made 10 starts over that stretch but received zero runs of support in five of them.

2017

- Entered the season rated as the #18 prospect in the Orioles system per MLB.com
- Spent the year with Bowie, where he went 11-9 with a 3.85 ERA in 27 games (26 starts).
- Ranked among Eastern League leaders in innings pitched (2nd, 154.1), strikeouts (3rd, 123), opponents batting average (3rd, .235), wins (T-3rd, 11) and ERA (11th, 3.85).
- Among EL starters, ranked 4th in fewest baserunners per nine IP (11.31) and 5th in batting average against (.238).
- Earned two Eastern League Pitcher of the Week awards (7/3 and 8/28).
- Allowed three earned runs or fewer in 20 of his 26 outings, including four scoreless outings.
- Set a career-high with 8.0 innings and allowed just one hit in a win at Altoona, 8/25.
- Added to Baltimore's 40-man roster after having contract selected, 11/20

2016

- Spent entire season with Bowie, going 5-13 with a 5.37 ERA in 25 games (24 starts).
- Ranked among Baysox leaders in innings pitched (1st, 127.1), strikeouts (1st, 85), starts (T-1st, 24) and wins (T-2nd, 5).
- Allowed three earned runs or less in 17 of his 25 appearances.
- Was 2-1 with a 2.33 ERA (10 ER, 38.2 IP) over his first seven starts of the season.
- Struck out a season-high six batters on three different occasions.
- Allowed one hit and did not allow an earned run in a win at Richmond, 7/17.
- Tossed the second complete game of his professional career in the first game of a doubleheader, 8/17 at Hartford.

2015

- Spent most of the season with Frederick, where he was 9-4 with a 3.58 ERA in 26 games.
- Joined Bowie on 9/1 and made two starts, going 1-1 with a 4.50 ERA.
- His 122 strikeouts between the two levels ranked second among O's farmhands (Mitch Horacek, 146). Also ranked among O's minor leaguers in wins (4th, 10) and ERA (6th, 3.64).
- Ranked among Carolina League leaders in batting average against (2nd, .224), strikeouts per 9 IP (4th, 7.41), strikeouts (5th, 110) and ERA (9th, 3.58).
- Went 7-0 with a 1.34 ERA (10 ER, 67.0 IP) in 12 starts after the All-Star Break.
- Was a two-time Carolina League Pitcher of the Week (6/22-29 and 8/24-31).
- Named the Orioles Minor League Pitcher of the Month for both July (2-0, 1.82 ERA) and August (4-0, 0.99 ERA).
- Notched a complete game, one-hit shutout in his final start with the Keys, 8/25 at Potomac.
- Went 2-0 with a 0.64 ERA in two postseason starts for Bowie (1 ER, 14.0 IP, 4 H, 11 K).
- Earned the win in Game 4 of the Eastern League Championship Series vs Reading, allowing just three hits and one earned run with eight strikeouts over 7.0 innings of work.

2014

- Made 10 appearances in his debut season for Class-A Aberdeen (8) and Delmarva (2).
- Named to the New York-Penn League All-Star Team.
- Made debut appearance on 7/1 vs Staten Island, throwing a scoreless inning in relief.
- Did not allow a run in three appearances as a reliever (6.1 innings) before being converted to a starter, making first start on 7/20 at Mahoning Valley.
- Limited right-handed hitters to a .177 batting average between the two levels.
- Had a 0.68 ERA in four home games with Aberdeen.
- Recorded at least six strikeouts in each of his starts with Delmarva.

| YR | TEAM | ORG | W-L | ERA | G | GS | SV | IP | H | R | ER | 2B | 3B | HR | HB | BB | SO | WP | AVG |
|------|-------------------------|-----|-------|------|----|----|----|-------|-----|-----|-----|-----|----|----|----|-----|-----|----|------|
| 2014 | Aberdeen IronBirds (A) | BAL | 2-1 | 3.20 | 8 | 5 | 0 | 25.1 | 22 | 9 | 9 | 5 | 2 | 1 | 2 | 8 | 24 | 0 | .242 |
| | Delmarva Shorebirds (A) | BAL | 0-0 | 3.38 | 2 | 2 | 0 | 8.0 | 7 | 3 | 3 | 2 | 0 | 0 | 0 | 0 | 12 | 1 | .233 |
| 2015 | Bowie Baysox (AA) | BAL | 1-1 | 4.50 | 2 | 2 | 0 | 10.0 | 10 | 5 | 5 | 2 | 1 | 0 | 0 | 4 | 12 | 1 | .256 |
| | Frederick Keys (A) | BAL | 9-4 | 3.58 | 26 | 25 | 0 | 133.1 | 112 | 53 | 53 | 28 | 3 | 8 | 3 | 53 | 110 | 12 | .224 |
| 2016 | Bowie Baysox (AA) | BAL | 5-13 | 5.37 | 25 | 24 | 0 | 127.1 | 162 | 90 | 76 | 32 | 9 | 19 | 3 | 39 | 85 | 11 | .310 |
| 2017 | Bowie Baysox (AA) | BAL | 11-9 | 3.85 | 27 | 26 | 0 | 154.1 | 137 | 75 | 66 | 30 | 3 | 16 | 2 | 53 | 123 | 1 | .235 |
| 2018 | BALTIMORE ORIOLES (AL) | BAL | 3-10 | 4.88 | 21 | 19 | 0 | 103.1 | 106 | 64 | 56 | 23 | 1 | 22 | 8 | 37 | 74 | 3 | .262 |
| | NORFOLK TIDES (AAA) | BAL | 3-2 | 3.15 | 9 | 9 | 0 | 45.2 | 38 | 16 | 16 | 10 | 1 | 3 | 0 | 19 | 44 | 1 | .225 |
| | Minor League Totals | | 31-30 | 4.07 | 99 | 93 | 0 | 504.0 | 488 | 251 | 228 | 109 | 19 | 47 | 10 | 176 | 410 | 27 | .252 |
| | Major League Totals | | 3-10 | 4.88 | 21 | 19 | 0 | 103.1 | 106 | 64 | 56 | 23 | 1 | 22 | 8 | 37 | 74 | 3 | .262 |

RIGHT-HANDED PITCHER

Gregory Infante

BATS
RIGHTTHROWS
RIGHTHEIGHT
6-1WEIGHT
200DOB
7/10/87SERVICE TIME
1.023

Gregory Alexander Infante

BORN: **Caracas, VZ**RESIDES: **Caracas, VZ**OPENING DAY AGE: **31**

COLLEGE:

ACQUIRED: **Signed by Baltimore as a minor league free agent, 1/7/19**

@infantes_gregor



@gregory_infante45

FIRST MLB STRIKEOUT: **Ryan Raburn, 9/7/10 @ DET**FIRST MLB WIN: **8/18/17 @ TEX**

CAREER HIGHS

STRIKEOUTS

11, 4/9/09 vs Asheville

INNINGS

7.0, 5x, last: 6/28/09 vs Hickory

WALKS

6, 4x, last: 8/9/09 vs Frederick

HOME RUNS ALLOWED

3, 8/3/09 vs Wilmington

RUNS ALLOWED

8, 8/3/09 vs Wilmington

EARNED RUNS ALLOWED

8, 8/3/09 vs Wilmington

HITS ALLOWED

8, 2x, 8/3/09 vs Wilmington

PITCHES IN A GAME

72, 8/19/16 @ Erie

PERSONAL

- ◆ Signed by Baltimore as a minor league free agent, 1/7/19.
- ◆ Originally signed by the Chicago White Sox as an international free agent, 5/5/06.
- ◆ Has signed as a free agent with the Dodgers (11/16/12), Blue Jays (12/27/13), Phillies (12/11/15) and White Sox (1/20/17).
- ◆ Attended Antonio Jose de Sucre High School in Guarenas, Miranda, Venezuela.
- ◆ Married to Elizabeth Garcia, the sister of former Major League pitcher, Freddy Garcia.

2018

- ◆ Made the Opening Day roster with the Chicago White Sox, going 1-1 with an 8.00 ERA in 10 relief appearances. Allowed five earned runs in an outing on 4/3 at Toronto, but his ERA in his other nine games with the White Sox was 3.11 (3 ER, 8.2 IP).
- ◆ Optioned to Charlotte on 4/29 and spent the remainder of the season with the Knights, where he went 2-4 with nine saves and a 4.32 ERA in 44 relief outings.
- ◆ Posted a 2.83 ERA (13 ER, 41.1 IP) over his final 35 appearances with Charlotte.

2017

- ◆ Made first appearances in the big leagues since 2010 and ranked among White Sox relievers in appearances (2nd, 52), IP (2nd, 54.2), strikeouts (4th, 49) and holds (5th, 5).
- ◆ Earned first Major League win on 8/18 at Texas, allowing no hits in 1.2 innings of relief.
- ◆ Compiled a 1.78 ERA in the second half of the season (33 appearances) with Chicago.
- ◆ Made 12 appearances with Charlotte, registering three saves while posting a 1.80 ERA.

2016

- ◆ Pitched 39 games between Double-A Reading and Triple-A Lehigh Valley in the Phillies organization, combining to go 6-3 with a 5.11 ERA and 65 strikeouts.
- ◆ Posted a 2.50 ERA in 16 games between June and July with Reading.

2015

- ◆ Spent the majority of the season with Buffalo in the Toronto system, going 1-2 with seven saves and a 2.77 ERA in 45 appearances.
- ◆ Named an International League Midseason All-Star.
- ◆ Held IL batters to a .238 average, with left-handers hitting just .219 against him.
- ◆ Registered a 0.95 ERA (2 ER, 19.0 IP) and a .172 opponents average in 17 daytime outings.

CAREER HIGHLIGHTS

- ◆ Ranked second in the Eastern League with 22 saves for Double-A New Hampshire in 2014.
- ◆ Played for the World Team during the 2011 MLB Futures Game held at Chase Field in Phoenix, Arizona. Other notable players in that contest included OF Bryce Harper, IF Nolan Arenado, IF Paul Goldschmidt, IF Manny Machado, IF Jose Altuve and IF Jonathan Schoop.
- ◆ Made his MLB debut with the White Sox on 9/7/10, earning his first big league strikeout in that game (Detroit's Ryan Raburn).
- ◆ Named a Carolina League Midseason All-Star with Winston-Salem in 2010.
- ◆ Ranked among Appalachian League leaders in innings (T-2nd, 74.1) and ERA (5th, 2.66) while Advanced Rookie Bristol in 2008.

| YR | TEAM | ORG | W-L | ERA | G | GS | SV | IP | H | R | ER | 2B | 3B | HR | HB | BB | SO | WP | AVG |
|---------------------|------------------------------|-----|-------|-------|-----|----|----|-------|-----|-----|-----|-----|----|----|----|-----|-----|----|------|
| 2006 | VSL White Sox (R) | CWS | 0-0 | 8.61 | 10 | 2 | 0 | 23.0 | 25 | 28 | 22 | 1 | 0 | 2 | 5 | 26 | 17 | 6 | .291 |
| 2007 | Bristol White Sox (R) | CWS | 2-3 | 4.01 | 10 | 8 | 0 | 33.2 | 25 | 17 | 15 | 6 | 0 | 1 | 2 | 23 | 33 | 9 | .207 |
| 2008 | Kannapolis Intimidators (A) | CWS | 1-2 | 6.59 | 4 | 3 | 0 | 13.2 | 16 | 12 | 10 | 4 | 2 | 0 | 1 | 12 | 11 | 1 | .286 |
| | Bristol White Sox (R) | CWS | 4-3 | 2.66 | 13 | 12 | 0 | 74.1 | 63 | 26 | 22 | 14 | 2 | 4 | 8 | 19 | 57 | 4 | .232 |
| 2009 | Kannapolis Intimidators (A) | CWS | 3-5 | 3.26 | 15 | 15 | 0 | 88.1 | 76 | 37 | 32 | 12 | 2 | 4 | 9 | 37 | 75 | 7 | .239 |
| | Winston-Salem Dash (A) | CWS | 1-2 | 7.84 | 6 | 5 | 0 | 20.2 | 18 | 20 | 18 | 3 | 0 | 3 | 5 | 23 | 10 | 5 | .243 |
| 2010 | CHICAGO WHITE SOX (AL) | CWS | 0-0 | 0.00 | 5 | 0 | 0 | 4.2 | 2 | 0 | 0 | 0 | 0 | 0 | 0 | 4 | 5 | 0 | .133 |
| | Birmingham Barons (AA) | CWS | 2-2 | 3.42 | 24 | 0 | 3 | 26.1 | 23 | 11 | 10 | 7 | 2 | 0 | 1 | 12 | 34 | 3 | .235 |
| | Winston-Salem Dash (A) | CWS | 1-2 | 3.48 | 31 | 0 | 9 | 33.2 | 32 | 15 | 13 | 3 | 2 | 0 | 2 | 15 | 35 | 4 | .250 |
| 2011 | Birmingham Barons (AA) | CWS | 2-0 | 0.00 | 12 | 0 | 7 | 15.1 | 7 | 1 | 0 | 0 | 1 | 0 | 1 | 7 | 14 | 1 | .132 |
| | Charlotte Knights (AAA) | CWS | 1-4 | 3.35 | 34 | 0 | 4 | 48.1 | 50 | 20 | 18 | 11 | 1 | 5 | 2 | 21 | 40 | 5 | .263 |
| 2012 | Birmingham Barons (AA) | CWS | 0-0 | 0.00 | 1 | 0 | 0 | 1.0 | 0 | 0 | 0 | 0 | 0 | 0 | 0 | 0 | 1 | 0 | .000 |
| | Charlotte Knights (AAA) | CWS | 4-1 | 3.66 | 20 | 0 | 1 | 32.0 | 30 | 18 | 13 | 11 | 0 | 1 | 0 | 16 | 20 | 7 | .254 |
| 2013 | Albuquerque Isotopes (AAA) | LAD | 0-0 | 13.50 | 1 | 0 | 0 | 2.0 | 2 | 3 | 3 | 0 | 0 | 0 | 1 | 3 | 2 | 0 | .286 |
| | Chattanooga Lookouts (AA) | LAD | 1-1 | 3.35 | 27 | 0 | 0 | 37.2 | 33 | 14 | 14 | 5 | 1 | 2 | 0 | 25 | 36 | 7 | .250 |
| 2014 | Buffalo Bisons (AAA) | TOR | 2-1 | 2.35 | 5 | 0 | 0 | 7.2 | 2 | 2 | 2 | 0 | 0 | 0 | 0 | 2 | 10 | 0 | .080 |
| | New Hampshire (AA) | TOR | 0-1 | 1.86 | 36 | 0 | 22 | 38.2 | 28 | 8 | 8 | 4 | 0 | 0 | 3 | 16 | 34 | 0 | .207 |
| 2015 | Buffalo Bisons (AAA) | TOR | 1-2 | 2.77 | 45 | 0 | 7 | 48.2 | 43 | 15 | 15 | 7 | 0 | 3 | 0 | 32 | 41 | 4 | .238 |
| | New Hampshire (AA) | TOR | 0-1 | 5.63 | 6 | 0 | 1 | 8.0 | 12 | 10 | 5 | 3 | 0 | 0 | 0 | 7 | 9 | 3 | .324 |
| 2016 | Lehigh Valley IronPigs (AAA) | PHI | 2-1 | 5.82 | 9 | 1 | 0 | 17.0 | 17 | 11 | 11 | 2 | 0 | 3 | 2 | 12 | 12 | 0 | .279 |
| | Reading Fightin Phils (AA) | PHI | 4-2 | 4.84 | 30 | 1 | 0 | 44.2 | 49 | 25 | 24 | 6 | 2 | 4 | 1 | 23 | 53 | 5 | .283 |
| 2017 | CHICAGO WHITE SOX (AL) | CWS | 2-1 | 3.13 | 52 | 0 | 0 | 54.2 | 45 | 20 | 19 | 10 | 1 | 4 | 3 | 20 | 49 | 1 | .226 |
| | Charlotte Knights (AAA) | CWS | 0-1 | 1.80 | 12 | 0 | 3 | 15.0 | 7 | 3 | 3 | 5 | 0 | 0 | 0 | 8 | 18 | 1 | .143 |
| 2018 | CHICAGO WHITE SOX (AL) | CWS | 1-1 | 8.00 | 10 | 0 | 0 | 9.0 | 12 | 8 | 8 | 4 | 0 | 0 | 0 | 8 | 6 | 1 | .364 |
| | Charlotte Knights (AAA) | CWS | 2-4 | 4.32 | 44 | 0 | 9 | 50.0 | 49 | 26 | 24 | 6 | 2 | 10 | 1 | 10 | 51 | 4 | .257 |
| Minor League Totals | | | 33-38 | 3.56 | 385 | 45 | 66 | 656.2 | 582 | 294 | 260 | 109 | 17 | 40 | 39 | 323 | 596 | 70 | .240 |
| Major League Totals | | | 3-2 | 3.56 | 67 | 0 | 0 | 68.1 | 59 | 28 | 27 | 14 | 1 | 4 | 3 | 32 | 60 | 2 | .239 |

INFIELDER

Drew Jackson



BATS
RIGHT

THROWS
RIGHT

HEIGHT
6-2

WEIGHT
200

DOB
7/28/93

SERVICE TIME
0.000

Drew Hamilton Jackson

BORN: Berkeley, CA

OPENING DAY AGE: 25

ACQUIRED: Trade from Philadelphia in exchange for international bonus pool money, after the Phillies had selected him from the LA Dodgers in the Rule 5 Draft, 12/13/18

FIRST MLB HIT:

FIRST MLB HOME RUN:

RESIDES: Orinda, CA

COLLEGE: Stanford University



@drewhjackson

CAREER HIGHS

HITS
4, 5x, last: 7/30/17 @ Inland Empire

RBI
5, 5/10/18 @ NW Arkansas

RUNS
3, several times

HOME RUNS
2, 6/20/18 vs Springfield

STRIKEOUTS
4, 2x, last: 5/03/17 @ Lake Elsinore

WALKS
4, 5/29/16 vs Inland Empire

STOLEN BASES
3, 2x, last: 8/22/15 @ Tri-City

HITTING STREAK
20 games, 2015

PERSONAL

- Acquired by Baltimore in a trade with Philadelphia in exchange for international bonus pool money after the Phillies had selected him from the Los Angeles Dodgers with the 11th pick in the Rule 5 Draft, 12/13/18.
- Originally selected by Seattle in the 5th round of the 2015 draft. Had been drafted by San Francisco in the 37th round of the 2012 draft but did not sign.
- Attended Stanford University, where he earned All-Pacific 12 Conference honorable mention during his junior season (2015) after leading the Cardinal with a .320 average.
- Graduated from Miramonte High School (CA), where he was named First Team All-State.
- His older brother, Brett, was selected in the 1st round (31st overall) by the Chicago Cubs in the 2009 draft and played in 88 MLB games between Chicago (NL) and Arizona.

RANKING ON ORIOLES TOP PROSPECT LISTS ENTERING 2019

#25 - MLB.com

2018

- Played the entire season with Double-A Tulsa in the Dodgers organization, hitting .251 with a career-best 15 home runs in 103 games.
- Named a Texas League Midseason All-Star and an MiLB.com Organizational All-Star.
- Swiped 22 bases, a total that ranked 4th among Dodgers minor leaguers.
- Earned Texas League Player of the Week honors on 5/13 after hitting .500 with five RBI.
- Drove in a career-high five runs, 5/10 vs. Northwest Arkansas (3-4, 2 2B, HR, 5 RBI, 2 R).
- Homered twice and drove in four runs, 6/20 vs. Springfield.
- Batted .309 (21-68) with a .448 OBP in July. His .448 OBP ranked 2nd in the Texas League.
- Homered twice in a game on 6/20 vs Springfield, going 2-4 with four RBI on the day.
- Played in 64 games at second base, 30 games at shortstop and seven games in the outfield.

2017

- Traded to the Los Angeles Dodgers to the Seattle Mariners, along with RHP Aneurys Zabala, in exchange for RHP Chase De Jong, 3/1.
- Batted .247 with a .358 on-base percentage in 98 games between Double-A Tulsa, Class-A Rancho Cucamonga and the AZL Dodgers.
- Named an MiLB.com Dodgers Organizational All-Star.
- Played most of the year with Rancho Cucamonga, hitting .254 with 16 doubles, two triples, eight home runs and 14 stolen bases in 66 games.
- Registered a .418 on-base percentage while belting four home runs and driving in 14 during 22 April games for Rancho Cucamonga.
- Matched a career-high with four hits - including three doubles - 7/30 vs. Inland Empire.
- Appeared defensively at shortstop, third base, second base and center field.

2016

- Spent entire season with Class-A Bakersfield in the Mariners organization, hitting .258 with six home runs and 47 RBI in 124 games.
- Had three different eight-game hitting streaks (4/19-4/27, 6/9-6/18 and 7/9-7/17).
- Drew a career-high four walks in a game on 5/29 vs Inland Empire.
- Went 4-4 with a home run, two runs scored and a stolen base on 7/28 vs Lancaster.
- Drove in a season-high four runs on 7/14 vs Modesto.
- Hit three doubles, walked, drove in a run and scored three times, 5/30 vs Inland Empire.

2015

- Played entire debut season with Class-A Everett in the Mariners organization.
- Named Northwest League Most Valuable Player, Midseason All-Star and Postseason All-Star after leading the league in batting (.358), on-base percentage (.432), runs (64) and stolen bases (47) in 59 games.
- Earned Northwest League Player of the Month honors for August after hitting .417 (35-84) with 11 RBI and 20 stolen bases.
- Named Short-Season Single-A All-Star by Baseball America.
- Named MiLB.com Organization All-Star with the Mariners.
- Hit safely in a career-high 20 straight games from 7/19 to 8/15.
- Went 4-4 with two runs scored and a career-high three stolen bases on 8/22 vs Tri-City.



DREW JACKSON has been named an MiLB.com Organizational All-Star three times, picking up the honor with the Mariners in 2015 and the Dodgers in 2017 & 2018. (Steve Saenz/Rancho Cucamonga).

| YR | TEAM | ORG | AVG | G | AB | R | H | 2B | 3B | HR | RBI | BB | SO | SB | CS | SLG | OBP | OPS | E |
|------|-----------------------------|-----|-------------|------------|-------------|------------|------------|-----------|----------|-----------|------------|------------|------------|------------|-----------|-------------|-------------|-------------|-----------|
| 2015 | Everett AquaSox (A) | SEA | .358 | 59 | 226 | 64 | 81 | 12 | 1 | 2 | 26 | 30 | 35 | 47 | 4 | .447 | .432 | .879 | 11 |
| 2016 | Bakersfield Blaze (A) | SEA | .258 | 124 | 524 | 87 | 135 | 24 | 2 | 6 | 47 | 50 | 105 | 16 | 8 | .345 | .332 | .677 | 30 |
| 2017 | Tulsa Drillers (AA) | LAD | .234 | 29 | 111 | 22 | 26 | 5 | 1 | 1 | 10 | 11 | 28 | 7 | 2 | .324 | .346 | .670 | 3 |
| | Rancho Cucamonga Quakes (A) | LAD | .254 | 66 | 252 | 48 | 64 | 16 | 2 | 8 | 30 | 34 | 67 | 14 | 6 | .429 | .367 | .796 | 16 |
| | AZL Dodgers (R) | LAD | .200 | 3 | 10 | 1 | 2 | 0 | 2 | 0 | 4 | 1 | 4 | 0 | 0 | .600 | .273 | .873 | 0 |
| 2018 | Tulsa Drillers (AA) | LAD | .251 | 103 | 342 | 57 | 86 | 20 | 1 | 15 | 46 | 45 | 93 | 22 | 7 | .447 | .356 | .803 | 20 |
| | Minor League Totals | | .269 | 384 | 1465 | 279 | 394 | 77 | 9 | 32 | 163 | 171 | 332 | 106 | 27 | .399 | .360 | .760 | 80 |

RIGHT-HANDED PITCHER

Francisco Jiménez



BATS
RIGHT

THROWS
RIGHT

HEIGHT
6-1

WEIGHT
160

DOB
10/4/94

SERVICE TIME
0.000

Francisco Antony Jiménez (heh-MENN-ez)

BORN: **San Cristobal, DR**

OPENING DAY AGE: **24**

ACQUIRED: **Signed by Baltimore as anon-drafted free agent, 8/1/11**

FIRST MLB STRIKEOUT:

FIRST MLB WIN:

RESIDES: **San Cristobal, DR**

COLLEGE:



@jimenez.49

CAREER HIGHS

STRIKEOUTS

10, 6/6/14 @ DSL D-backs

RUNS ALLOWED

10, 5/7/16 @ Asheville

INNINGS

7.2, 7/3/16 @ Hagerstown

EARNED RUNS ALLOWED

9, 5/7/16 @ Asheville

WALKS

5, 2x, last: 5/23/16 @ Greensboro

HITS ALLOWED

9, 2x, last: 7/25/16 vs Kannapolis

HOME RUNS ALLOWED

2, 5x, last: 5/10/18 vs Potomac

PITCHES IN A GAME

97, 7/3/16 @ Hagerstown

PERSONAL

◆ Signed by Baltimore as a non-drafted free agent on 8/1/11.

2018

- ◆ Split the year between Frederick and Norfolk, going 1-4 with a 7.36 ERA in 25 games.
- ◆ Appeared in 14 games (one start) with Frederick, going 1-2 with a 9.57 ERA.
- ◆ Struck out a season-high five on two occasions: 4/16 at Lynchburg & 7/29 at Down East.
- ◆ Joined Norfolk on 6/28 vs. Durham and tossed two scoreless innings in his Triple-A debut.
- ◆ Posted a 1.26 ERA (2 ER, 14.1 IP) over his first seven outings with Norfolk.
- ◆ Recorded a 0.69 ERA (1 ER, 13.0 IP) in five outings at Harbor Park. He held IL batters to a .170 average (8-47) while registering 10 strikeouts in his five home outings with Norfolk.
- ◆ Appeared in five games for Toros del Este in the Dominican Winter League, going 2-0 with a 2.84 ERA (2 ER, 6.1 IP) with eight strikeouts and zero walks.

2017

- ◆ Made a career-high 28 appearances with Class-A Delmarva, going 7-2 with a 3.13 ERA.
- ◆ Limited South Atlantic League hitters to a .238 average, with lefties hitting just .210.
- ◆ His seven victories were tied with Steven Klimek and Lucas Humpal for second on the Shorebirds, only trailing the 11 victories registered by Alex Wells.
- ◆ Spun six hitless innings in a spot start, 4/27 vs. Charleston.
- ◆ Limited South Atlantic League batters to a .203 average (13-64) with runners in scoring position, including a .111 mark (3-27) with RISP and two outs.
- ◆ Posted a 1.96 ERA (9 ER, 41.1 IP) in 15 games (two starts) at home.
- ◆ Made one appearance for Frederick, throwing 3.2 shutout innings in relief on 5/17 at Salem.

2016

- ◆ Spent the year with Class-A Delmarva, going 9-9 with a 4.27 ERA in 26 games (20 starts).
- ◆ His nine victories tied for the 4th-most in the Orioles system behind Matthew Grimes (11), Cristian Alvarado (10) and Brian Gonzalez (10).
- ◆ Registered a career-high 7.2 shutout innings pitched while striking out a season-high eight in a victory at Hagerstown, 7/3.
- ◆ Limited South Atlantic League left-handed batters to a .230 batting average (48-209).
- ◆ Went 8-9 with a 4.61 ERA in 20 starts and 1-0 with a 2.53 ERA in six relief outings.
- ◆ Registered his first career complete game in a 1-0 loss at Hickory, 6/18 (6.0 IP).
- ◆ Allowed one earned run or fewer in each of his final seven outings (four starts) from 8/1 through the end of the season, going 2-0 with a 1.56 ERA (6 ER, 34.2 IP) over that span. He registered 23 strikeouts and eight walks while holding batters to a .235 average during that stretch.

2015

- ◆ Split the year between Delmarva and Aberdeen, going 4-5 with a 3.92 ERA in 13 games.
- ◆ Opened the year with Aberdeen, going 2-5 with a 4.73 ERA in nine games (eight starts).
- ◆ Posted a 2.35 ERA in five games (four starts) away from home.
- ◆ Made final four appearances of the season with Delmarva, going 2-0 with a 2.45 ERA.
- ◆ Held South Atlantic League batters to a .208 average (16-77).

2014

- ◆ Posted a 3.98 ERA in 11 games (six starts) for the GCL Orioles.
- ◆ Registered a 0.44 ERA (1 ER, 20.3 IP) and a .119 opponents average (8-67) as a reliever.
- ◆ Made four starts for the DSL Orioles1, going 3-0 while allowing just one unearned run over 24.2 innings of work. Limited batters to a .155 average (13-84).

2013

- ◆ Named a DSL All-Star after going 4-4 with a 1.60 ERA in 14 games (13 starts).
- ◆ His 1.60 ERA ranked 9th in the Dominican Summer League.

2012

- ◆ Went 3-0 with one save in 11 relief outings for the DSL Orioles.
- ◆ Did not allow an earned run over his final five appearances (13.1 IP).



FRANCISCO JIMÉNEZ made his first appearances at the Triple-A level in 2018, posting a 4.64 ERA in 11 relief outings with the Tides. (Scott Sears/Norfolk Tides)

| YR | TEAM | ORG | W-L | ERA | G | GS | SV | IP | H | R | ER | 2B | 3B | HR | HB | BB | SO | WP | AVG |
|---------------------|-------------------------|-----|-------|------|-----|----|----|-------|-----|-----|-----|----|----|----|----|-----|-----|----|------|
| 2012 | DSL Orioles (R) | BAL | 3-0 | 1.52 | 11 | 0 | 1 | 29.2 | 23 | 12 | 5 | 2 | 1 | 0 | 1 | 12 | 16 | 3 | .211 |
| 2013 | DSL Orioles2 (R) | BAL | 4-4 | 1.60 | 14 | 13 | 0 | 67.2 | 52 | 24 | 12 | 6 | 2 | 2 | 6 | 19 | 63 | 12 | .206 |
| 2014 | GCL Orioles (R) | BAL | 0-3 | 3.98 | 11 | 6 | 0 | 43.0 | 43 | 23 | 19 | 8 | 0 | 0 | 3 | 13 | 32 | 3 | .261 |
| | DSL Orioles1 (R) | BAL | 3-0 | 0.00 | 4 | 4 | 0 | 24.2 | 13 | 1 | 0 | 0 | 2 | 0 | 2 | 5 | 26 | 1 | .155 |
| 2015 | Aberdeen IronBirds (A) | BAL | 2-5 | 4.73 | 9 | 8 | 0 | 40.0 | 51 | 21 | 21 | 10 | 2 | 2 | 3 | 9 | 19 | 3 | .325 |
| | Delmarva Shorebirds (A) | BAL | 2-0 | 2.45 | 4 | 4 | 0 | 22.0 | 16 | 6 | 6 | 2 | 1 | 1 | 2 | 7 | 11 | 1 | .208 |
| 2016 | Delmarva Shorebirds (A) | BAL | 9-9 | 4.27 | 26 | 20 | 0 | 128.2 | 117 | 67 | 61 | 22 | 4 | 11 | 9 | 45 | 96 | 11 | .246 |
| 2017 | Frederick Keys (A) | BAL | 1-0 | 0.00 | 1 | 0 | 0 | 3.2 | 3 | 0 | 0 | 1 | 0 | 0 | 1 | 0 | 3 | 0 | .231 |
| | Delmarva Shorebirds (A) | BAL | 7-2 | 3.13 | 28 | 2 | 0 | 77.2 | 68 | 36 | 27 | 12 | 1 | 10 | 6 | 28 | 63 | 12 | .238 |
| 2018 | Frederick Keys (A) | BAL | 1-2 | 9.57 | 14 | 1 | 0 | 26.1 | 49 | 35 | 28 | 11 | 1 | 3 | 2 | 9 | 27 | 5 | .380 |
| | NORFOLK TIDES (AAA) | BAL | 0-2 | 4.64 | 11 | 0 | 0 | 21.1 | 21 | 13 | 11 | 7 | 0 | 1 | 0 | 8 | 15 | 1 | .247 |
| Minor League Totals | | | 32-27 | 3.53 | 133 | 58 | 1 | 484.2 | 456 | 238 | 190 | 81 | 14 | 30 | 35 | 155 | 371 | 52 | .249 |

RIGHT-HANDED PITCHER

Nate Karns



BATS
RIGHT

THROWS
RIGHT

HEIGHT
6-3

WEIGHT
225

DOB
11/25/87

SERVICE TIME
4.033

Nathan Alan Karns

BORN: Franklin, PA

OPENING DAY AGE: 31

ACQUIRED: Signed by Baltimore as a free agent, 2/8/19

RESIDES: Dallas, TX

COLLEGE: Texas Tech, N.C. State



@NathanKarns



FIRST MLB STRIKEOUT: Yamaico Navarro, 5/28/13 vs. BAL (MLB Debut)

FIRST MLB WIN: 9/12/14 @ TOR

CAREER HIGHS

STRIKEOUTS

13, 4/20/13 vs Altoona

INNINGS

8.0, 4x, last: 8/3/13 vs Binghamton

WALKS

7, 4/3/14 vs Gwinnett

HOME RUNS ALLOWED

4, 4/21/17 @ Texas

RUNS ALLOWED

8, 4x, last: 8/31/14 vs Norfolk

EARNED RUNS ALLOWED

8, 2x, last: 6/30/14 @ Pawtucket

HITS ALLOWED

11, 3x, last: 8/31/14 vs Norfolk

PITCHES IN A GAME

117, 5/8/15 vs Texas

PERSONAL

- ◆ Signed by Baltimore as a free agent, 2/8/19.
- ◆ Originally drafted by Washington in the 12th round of the 2009 draft. Was chosen by Houston in the 10th round of the 2006 draft but did not sign.
- ◆ Played one season at North Carolina State before transferring to Texas Tech for his final two seasons.
- ◆ Graduated from James Martin High School (TX), where he served as captain of the baseball and football teams during his senior season. Twice named First Team All-District in baseball.
- ◆ Grew up in a military family. His father, David, is a commander (reservist) in the U.S. Navy.
- ◆ Acquired by Tampa Bay from Washington in exchange for C Jose Lobaton, LHP Felipe Rivero and OF Drew Vettleson, 2/13/14.
- ◆ Traded by the Rays to Seattle on 11/5/15, along with LHP C.J. Riefenhauser and OF Boog Powell, in exchange for RHP Danny Farquhar, IF Brad Miller and IF Logan Morrison.
- ◆ Traded to Kansas City from Seattle in exchange for OF Jarrod Dyson, 1/6/17.

2018

- ◆ Missed the entire season with right elbow inflammation suffered during spring training.

2017

- ◆ Made nine appearances (eight starts) with Kansas City before going on the disabled list on 5/24 with nerve irritation in his right arm. Underwent successful surgery on 7/19.
- ◆ Went 2-2 with a 4.17 ERA and 51 strikeouts while holding opponents to a .237 average.
- ◆ At the time of his injury, ranked 7th in the American League in strikeout rate (10.13 K/9 IP) among pitchers that had worked at least 45.0 innings.
- ◆ Held opposing hitters to a .159 average (10-63) while posting a 1.59 ERA in home games.
- ◆ Struck out a career-best 12 hitters, 5/13 vs. Baltimore. Was the first Royals pitcher to collect 12 strikeouts or more in 5.0 innings or less, and the first in the majors to accomplish the feat since Chicago's Jake Arrieta on 6/15/16 vs. Arizona.
- ◆ Registered 10 strikeouts 5/8 vs. Tampa Bay. Was the first Royals pitcher to reach 10 strikeouts or more in consecutive starts since Yordano Ventura in 2015.

2016

- ◆ Went 6-2 with a 5.15 ERA in 22 games (15 starts) with Seattle before missing the final two months of the season with a lower back strain.
- ◆ Ranked 7th in the American League with a 9.64 strikeout per nine IP ratio.
- ◆ Went 5-1 with a 3.43 ERA over his first 10 starts.
- ◆ Registered six strikeouts over a 2.0-inning relief stint on 6/29 vs. Pittsburgh.

2015

- ◆ Named Rays Outstanding Rookie by the Tampa Chapter of the BBWAA after going 7-5 with a 3.67 ERA in 27 games (26 starts).
- ◆ Topped American League rookies in starts (26), innings (147.0) and strikeouts (145), while ranking 2nd in opponent's average (.239) and 3rd in ERA (3.67), minimum 100.0 IP.
- ◆ Became the fourth Rays' hurler to lead AL rookies in strikeouts, joining Rolando Arrojo (152 in 1998), Scott Kazmir (174 in 2005) and Jake Odorizzi (174 in 2014).
- ◆ Finished the year with a 6-4 record and a 3.36 ERA (46 ER in 123.1 IP) over his final 23 starts after opening the year with a 5.32 ERA (14 ER in 23.2 IP) through his first four outings.
- ◆ Tied for the most no-decisions (14) in the AL with then-Angels pitcher Hector Santiago. Had five games where he pitched at least five innings and left with the lead, only to receive a no-decision.
- ◆ Fanned a career-best 10 on 7/4 at Yankee Stadium. Became the third visiting rookie pitcher with 10 or more strikeouts in this incarnation of Yankee Stadium.

2014

- ◆ Spent a majority of the season with Triple-A Durham, where he was 9-9 with a 5.08 ERA.
- ◆ Led Tampa farmhands and tied for first among Triple-A hurlers with 153 strikeouts. Ranked 2nd in the International League with 9.47 Ks per 9.0 IP and tied for second in starts (27).
- ◆ Set a Durham postseason record, collecting 12 strikeouts on 9/9 vs. Louisville.
- ◆ Named Rays Minor League Player of the Month in both May and July.
- ◆ Earned his first Major League win in his Rays debut, 9/12 at Toronto, allowing no runs over 7.0 innings in a 1-0 triumph. Became the first pitcher in club history to go 7.0 innings or more and allow two hits or less in Rays debut.

CAREER HIGHLIGHTS

- ◆ Made MLB debut on 5/28/13 vs. Baltimore, allowing three runs in 4.1 innings of work.
- ◆ Named Washington's Minor League Pitcher of the Year in 2012 after going 11-4 with a 2.17 ERA and 148 strikeouts in 24 starts between Hagerstown and Potomac.
- ◆ Led all qualifying MiLB pitchers with a .174 opponents average in 2012.
- ◆ Rated by Baseball America as the #15 prospect in the Carolina League in 2012.
- ◆ Named a Washington Nationals Organizational All-Star by MLB.com in 2012.
- ◆ Ranked by Baseball America as the Nationals #5 prospect following the 2011 season.
- ◆ In his first five pro outings with the GCL Nationals in 2011, tossed 18.2 shutout innings and held opponents to an .035 average (2-57) with 26 strikeouts.
- ◆ Did not pitch professionally in 2010 after having right shoulder surgery before the season.

| YR | TEAM | ORG | W-L | ERA | G | GS | SV | IP | H | R | ER | 2B | 3B | HR | HB | BB | SO | WP | AVG |
|----------------------------|--------------------------|-----|--------------|-------------|-----------|-----------|----------|--------------|------------|------------|------------|-----------|-----------|-----------|-----------|------------|------------|-----------|-------------|
| 2011 | GCL Nationals (R) | WSH | 0-0 | 0.00 | 5 | 5 | 0 | 18.2 | 2 | 0 | 0 | 0 | 0 | 0 | 2 | 6 | 26 | 3 | .035 |
| | Auburn Doubledays (A) | WSH | 3-2 | 3.44 | 8 | 8 | 0 | 36.2 | 27 | 14 | 14 | 2 | 2 | 1 | 4 | 27 | 33 | 7 | .211 |
| 2012 | Hagerstown Suns (A) | WSH | 3-0 | 2.03 | 11 | 5 | 2 | 44.1 | 23 | 11 | 10 | 3 | 0 | 1 | 3 | 21 | 61 | 5 | .148 |
| | Potomac Nationals (A) | WSH | 8-4 | 2.26 | 13 | 13 | 0 | 71.2 | 47 | 23 | 18 | 9 | 0 | 1 | 4 | 26 | 87 | 4 | .190 |
| 2013 | WASHINGTON (NL) | WSH | 0-1 | 7.50 | 3 | 3 | 0 | 12 | 17 | 11 | 10 | 3 | 0 | 5 | 1 | 6 | 11 | 0 | .321 |
| | Harrisburg Senators (AA) | WSH | 10-6 | 3.26 | 23 | 23 | 0 | 132.2 | 109 | 54 | 48 | 19 | 4 | 14 | 7 | 48 | 155 | 13 | .224 |
| 2014 | Durham Bulls (AAA) | TB | 9-9 | 5.08 | 27 | 27 | 0 | 145.1 | 142 | 89 | 82 | 25 | 4 | 16 | 3 | 62 | 153 | 7 | .257 |
| | TAMPA BAY RAYS (AL) | TB | 1-1 | 4.50 | 2 | 2 | 0 | 12 | 7 | 6 | 6 | 1 | 0 | 3 | 2 | 4 | 13 | 0 | .163 |
| 2015 | TAMPA BAY RAYS (AL) | TB | 7-5 | 3.67 | 27 | 26 | 0 | 147 | 132 | 62 | 60 | 21 | 2 | 19 | 5 | 56 | 145 | 15 | .239 |
| 2016 | SEATTLE MARINERS (AL) | SEA | 6-2 | 5.15 | 22 | 15 | 1 | 94.1 | 95 | 55 | 54 | 21 | 2 | 11 | 3 | 45 | 101 | 5 | .259 |
| 2017 | KANSAS CITY ROYALS (AL) | KC | 2-2 | 4.17 | 9 | 8 | 0 | 45.1 | 41 | 21 | 21 | 5 | 2 | 9 | 2 | 13 | 51 | 2 | .237 |
| Minor League Totals | | | 33-21 | 3.45 | 87 | 81 | 2 | 449.1 | 350 | 191 | 172 | 58 | 10 | 33 | 23 | 190 | 515 | 39 | .215 |
| Major League Totals | | | 16-11 | 4.37 | 63 | 54 | 1 | 310.2 | 292 | 155 | 151 | 51 | 6 | 47 | 13 | 124 | 321 | 22 | .246 |

RIGHT-HANDED PITCHER

Jordan Kipper



BATS
RIGHT

THROWS
RIGHT

HEIGHT
6-4

WEIGHT
185

DOB
10/6/92

SERVICE TIME
0.000

Jordan Kipper

BORN: **Phoenix, AZ**

OPENING DAY AGE: **26**

ACQUIRED: **Trade with the Los Angeles Angels in exchange for RHP Damien**

Magnifico, 5/6/17

FIRST MLB STRIKEOUT:

FIRST MLB WIN:

RESIDES: **Phoenix, AZ**

COLLEGE: **Texas Christian University**



@Kipper_Jordan



@jordan_kipper

CAREER HIGHS

STRIKEOUTS

8, 3x, last: 4/6/18 vs. Harrisburg

INNINGS

9.0, 5x, last: 8/14/14 vs. Bakersfield

WALKS

4, 2x, last: 4/9/16 vs. Midland

HOME RUNS ALLOWED

3, 5/1/16 @ Springfield

RUNS ALLOWED

8, 3x, last: 5/1/16 @ Springfield

EARNED RUNS ALLOWED

8, 5/1/16 @ Springfield

HITS ALLOWED

14, 6/13/17 vs. Indianapolis

PITCHES IN A GAME

108, 5/17/16 @ Northwest Arkansas

PERSONAL

- ◆ Acquired in a trade with the LA Angels in exchange for RHP Damien Magnifico, 5/6/17.
- ◆ Originally selected by the Angels in the 9th round of the 2014 draft. Also drafted by the Philadelphia Phillies in the 30th round of the 2012 draft and the Los Angeles Dodgers in the 39th round of the 2011 draft but did not sign.
- ◆ Attended Texas Christian University, where he was named to the Big 12 All-Tournament Team during his junior season in 2014.
- ◆ Prior to TCU, played two seasons at Central Arizona Community College, where he was named the Central Arizona Male Athlete of the Year as a freshman in 2012.
- ◆ Attended Mountain Pointe High School in Phoenix, AZ. Drove in the game-winning run in extra-innings to help the school win the Class 5A Division I title in 2011.
- ◆ His grandfather, Thornton Kipper, played with the Philadelphia Phillies from 1952-55.

2018

- ◆ Limited to just six starts between Double-A Bowie and Class-A Aberdeen. Went 1-1 with a 1.99 ERA in 22.2 innings pitched between the two clubs.
- ◆ Posted a 2.41 ERA in three starts with Bowie to open the season before being placed on the disabled list on April 25th.
- ◆ Made three rehab starts with Aberdeen from 7/11-16, throwing 4.0 scoreless innings.

2017

- ◆ Opened the year in the Angels system before an early-May trade brought him to the Baltimore organization.
- ◆ Began the season with Double-A Mobile, where he went 2-1 with a 1.74 ERA in five starts for the BayBears. When he was traded on 5/6, his 1.74 ERA led all Angels minor leaguers and ranked 4th in the Southern League.
- ◆ Joined Norfolk on 5/12 and appeared in 12 games (11 starts) with the Tides, going 3-5 with a 5.07 ERA. Earned the win in his Triple-A debut, 5/12 at Indianapolis.
- ◆ Turned in back-to-back scoreless starts, 5/17 vs. Gwinnett (7.0 IP) and 5/23 at Toledo (6.2 IP).
- ◆ Transferred to Bowie on 7/22 and spent rest of the season there, going 2-1 with a 3.29 ERA in nine games (three starts).
- ◆ Went 2-0 with a 3.04 ERA (8 ER, 23.2 IP) in six relief appearances with the Baysox.

2016

- ◆ Spent the season with Double-A Arkansas in the Angels organization, where he went 12-7 with a 3.35 ERA in 25 starts.
- ◆ His 12 wins tied for the organizational lead, while his 3.35 ERA ranked second in the system.
- ◆ Fired a 9.0-inning no-hitter at Northwest Arkansas on 5/17. He struck out eight and walked one in the 6-0 win, facing the minimum 27 batters while throwing 70 of his 108 pitches for strikes. He walked the first batter of that contest and then retired the next 26 hitters he faced, including an inning-ending 4-6-3 double play in the first frame. It was the first no-hitter for an Arkansas pitcher since 2010, and it earned the MiLB Award as Minor League Baseball's Best Performance in 2016.

- ◆ Ranked among Texas League leaders in complete games (T-1st, 2), shutouts (T-1st, 1), wins (2nd, 12), innings pitched (2nd, 153.0), lowest walks per 9 IP (3rd, 2.41), starts (T-4th, 25), fewest baserunners per 9 IP (5th, 11.29) and ERA (6th, 3.35).
- ◆ Turned in 15 Quality Starts for Arkansas, including five straight and six out of seven from 7/18-8/28.
- ◆ Registered at least 6.0 innings in 16 of his 25 outings, and allowed one run or less in 14 of his 25 starts.

2015

- ◆ Spent the entire year with Class-A Inland Empire... Made 26 starts and posted a 6-12 record with a 5.63 ERA for the 66ers.
- ◆ Struck out 95 batters and surrendered 39 walks on the campaign.
- ◆ Threw a season-high 8.0 innings and allowed two runs on six hits on 5/17 vs. Lancaster.

2014

- ◆ Began his pro career with Rookie-League Orem, going 3-2 with a 2.73 ERA in 14 starts.
- ◆ Earned his first pro win after throwing 2.0 scoreless innings on 7/12 vs. Missoula.



JORDAN KIPPER appeared in 12 games (11 starts) for Norfolk during the 2017 campaign. He's posted a 3.99 ERA in 97 career Minor League outings. (Scott Sears/Norfolk Tides)

| YR | TEAM | ORG | W-L | ERA | G | GS | SV | IP | H | R | ER | 2B | 3B | HR | HB | BB | SO | WP | AVG |
|------|-------------------------|-----|-------|------|----|----|----|-------|-----|-----|-----|----|----|----|----|-----|-----|----|------|
| 2016 | Arkansas Travelers (AA) | LAA | 12-7 | 3.35 | 25 | 25 | 0 | 153.0 | 147 | 63 | 57 | 26 | 4 | 10 | 4 | 41 | 85 | 6 | .258 |
| 2017 | Mobile BayBears (AA) | LAA | 2-1 | 1.74 | 5 | 5 | 0 | 31.0 | 21 | 8 | 6 | 2 | 1 | 2 | 2 | 8 | 18 | 1 | .194 |
| | Bowie Baysox (AA) | BAL | 2-1 | 3.29 | 9 | 3 | 0 | 41.0 | 47 | 16 | 15 | 9 | 1 | 5 | 0 | 11 | 22 | 0 | .299 |
| | NORFOLK TIDES (AAA) | BAL | 3-5 | 5.07 | 12 | 11 | 0 | 60.1 | 89 | 40 | 34 | 16 | 2 | 4 | 0 | 18 | 26 | 2 | .352 |
| 2018 | Bowie Baysox (AA) | BAL | 1-1 | 2.41 | 3 | 3 | 0 | 18.2 | 17 | 5 | 5 | 4 | 0 | 2 | 0 | 2 | 13 | 0 | .239 |
| | Aberdeen IronBirds (A) | BAL | 0-0 | 0.00 | 3 | 3 | 0 | 4.0 | 2 | 0 | 0 | 0 | 0 | 0 | 0 | 0 | 4 | 0 | .154 |
| | Minor League Totals | | 29-29 | 3.99 | 97 | 76 | 0 | 462.1 | 497 | 234 | 205 | 92 | 17 | 37 | 14 | 127 | 284 | 21 | .278 |

RIGHT-HANDED PITCHER

Branden Kline



BATS
RIGHT

THROWS
RIGHT

HEIGHT
6-3

WEIGHT
210

DOB
9/29/91

SERVICE TIME
0.000

Branden Alexander Kline

BORN: Frederick, MD

OPENING DAY AGE: 27

ACQUIRED: Selected by Baltimore in the 2nd round of the 2012 draft

RESIDES: Frederick, MD

COLLEGE: University of Virginia



@BrandenKline16



@brandenkline16

FIRST MLB STRIKEOUT:

FIRST MLB WIN:

CAREER HIGHS

STRIKEOUTS

13, 5/17/13 vs. Hickory

RUNS ALLOWED

9, 8/25/14 @ Erie

INNINGS

7.0, 8x, last: 5/4/15 vs. Akron

EARNED RUNS ALLOWED

9, 8/25/14 @ Erie

WALKS

5, 2x, last: 8/30/14 vs. Altoona

HITS ALLOWED

11, 2x, last: 8/25/14 @ Erie

HOME RUNS ALLOWED

3, 4/17/15 vs. Erie

PITCHES IN A GAME

104, 4/23/15 @ Akron

PERSONAL

- Selected by Baltimore in the 2nd round of the 2012 draft. Was selected by Boston in the 6th round of the 2009 draft but did not sign.
- Attended the University of Virginia, where he finished third in school history with 21 career saves. Led the Cavaliers in strikeouts his junior season and was named Second-Team All-ACC. Was a teammate of former Orioles farmhand Tyler Wilson at UVA in 2010 and 2011.
- Attended Governor Thomas Johnson High School (MD), where he was named Maryland's 2009 Louisville Slugger Player of the Year. Also competed in indoor track and field in high school, where he placed fourth in the high jump (6 feet) his senior year.

RANKING ON ORIOLAS TOP PROSPECT LISTS ENTERING 2019

#22 - MLB.com

Best Slider in Orioles System - Baseball America

2018

- Split the year between Class-A Frederick and Double-A Bowie, combining to go 5-4 with 17 saves and a 1.64 ERA in 44 relief appearances between the two levels.
- His 17 saves ranked 2nd among Orioles minor leaguers, trailing Tyler Erwin's 18 saves.
- Opened the year with Frederick, going 1-0 with two saves and a 1.31 ERA in 12 games.
- Did not allow an earned run in 10 of his 12 outings with Frederick, registering 23 strikeouts and just three walks in 20.2 innings of work.
- Promoted to Bowie on 5/20 and pitched the remainder of the season with the Baysox, going 4-4 with 15 saves and a 1.80 ERA in 32 relief appearances.
- Allowed two earned runs in his first outing with Bowie, but did not allow more than one earned run in any of his final 31 appearances with the Baysox.
- His 15 saves with the Baysox ranked third in the Eastern League.
- Held Eastern League batters to a .199 average, with left-handers batting just .129 (11-85).
- Held Eastern League batters to a .189 average with runners in scoring position (7-37).
- Had his contract selected by Baltimore on October 30th.

2017

- Missed the entire season rehabbing from Tommy John surgery.
- Entered the season ranked as the #20 prospect in the O's system according to MLB.com.

2016

- Missed the entire season due to Tommy John surgery, performed by Dr. James Andrews on 10/8/15.

2015

- Made eight starts for Double-A Bowie, going 3-3 with a 3.66 ERA.
- In his season debut, recorded a season-high 10 strikeouts on 4/12 at Richmond (5.0 IP).
- Logged a season-high 7.0 innings on 5/4 vs. Akron (W, 7.0 IP, 2 H, 4 BB).
- Placed on Bowie's disabled list on 5/21. Underwent Tommy John surgery on 10/8.

2014

- Spent the majority of the season with Class-A Frederick, where he went 8-6 with a 3.84 ERA in 23 starts.
- Ranked among Carolina League leaders in walks per nine innings ratio among starters (4th, 2.27) and ERA (7th, 3.84). He issued 32 walks in 126.2 innings pitched.
- Selected for the Carolina League's Midseason All-Star Team.
- Struck out a season-high 11 batters over 7.0 shutout innings, 6/7 at Myrtle Beach.
- Went 7-0 with a 2.79 ERA (22 ER, 71.0 IP) in 12 road starts.
- Promoted to Bowie on 8/20 and made final three starts of the season with the Baysox.
- Rated by MLB.com as the #9 prospect in the Orioles organization after the season.

2013

- Made seven starts with Class-A Delmarva, going 1-2 with a 5.86 ERA.
- Earned his first professional win on 4/13 at Hagerstown.
- Struck out a career-high 13 batters, 5/17 vs. Hickory.
- Underwent surgery on 5/23 to repair a right ankle/fibula fracture and missed the remainder of the season.

2012

- Pitched to a 4.50 ERA over four starts with Aberdeen, striking out 12 batters in 12.0 IP.
- Named the Orioles #9 prospect after the season by *Baseball America*.



BRANDEN KLINE posted a 1.64 ERA in 44 relief appearances last season. He also ranked 2nd in the Orioles organization with 17 saves. (Mark Gormus/Richmond Times-Dispatch)

| YR | TEAM | ORG | W-L | ERA | G | GS | SV | IP | H | R | ER | 2B | 3B | HR | HB | BB | SO | WP | AVG |
|----------------------------|-------------------------|-----|--------------|-------------|-----------|-----------|-----------|--------------|------------|------------|------------|-----------|----------|-----------|-----------|-----------|------------|-----------|-------------|
| 2012 | Aberdeen IronBirds (A) | BAL | 0-0 | 4.50 | 4 | 4 | 0 | 12.0 | 12 | 7 | 6 | 3 | 1 | 1 | 0 | 4 | 12 | 0 | .273 |
| 2013 | Delmarva Shorebirds (A) | BAL | 1-2 | 5.86 | 7 | 7 | 0 | 35.1 | 41 | 25 | 23 | 7 | 1 | 4 | 2 | 14 | 32 | 6 | .289 |
| 2014 | Bowie Baysox (AA) | BAL | 0-2 | 5.94 | 3 | 3 | 0 | 16.2 | 18 | 11 | 11 | 7 | 0 | 1 | 0 | 11 | 9 | 0 | .290 |
| | Frederick Keys (A) | BAL | 8-6 | 3.84 | 23 | 23 | 0 | 126.2 | 143 | 60 | 54 | 24 | 2 | 9 | 3 | 32 | 95 | 7 | .288 |
| 2015 | Bowie Baysox (AA) | BAL | 3-3 | 3.66 | 8 | 8 | 0 | 39.1 | 35 | 20 | 16 | 4 | 0 | 4 | 3 | 19 | 27 | 1 | .243 |
| 2018 | Bowie Baysox (AA) | BAL | 4-4 | 1.80 | 32 | 0 | 15 | 45.0 | 32 | 15 | 9 | 3 | 1 | 3 | 1 | 15 | 48 | 0 | .199 |
| | Frederick Keys (A) | BAL | 1-0 | 1.31 | 12 | 0 | 2 | 20.2 | 20 | 6 | 3 | 3 | 0 | 0 | 1 | 3 | 23 | 0 | .253 |
| Minor League Totals | | | 17-17 | 3.71 | 89 | 45 | 17 | 295.2 | 301 | 144 | 122 | 51 | 5 | 22 | 10 | 98 | 246 | 14 | .267 |

RIGHT-HANDED PITCHER

Dean Kremer



BATS **RIGHT** THROWS **RIGHT** HEIGHT **6-3** WEIGHT **185** DOB **1/7/96** SERVICE TIME **0.000**

Dean Junior Kremer (KRAY-mur)

BORN: **Stockton, CA** RESIDES: **Stockton, CA**
 OPENING DAY AGE: **23** COLLEGE: **UNLV**
 ACQUIRED: **Trade with LA Dodgers, along with OF Yusniel Díaz, RHP Zach Pop, IF Breyvic Valera & IF Rylan Bannon, in exchange for IF Manny Machado, 7/18/18**
 FIRST MLB STRIKEOUT:
 FIRST MLB WIN:

@DJ_KREY6

@dj_krey6

CAREER HIGHS

| STRIKEOUTS | INNINGS | WALKS | HOME RUNS ALLOWED |
|---------------------------------|----------------------------------|---------------------------------|-------------------------|
| 11, 2x, last: 7/5/18 vs Midland | 7.0, 2x, last: 7/5/18 vs Midland | 4, 6/30/18 vs Inland Empire | 2, 5/6/18 @ Visalia |
| RUNS ALLOWED | EARNED RUNS ALLOWED | HITS ALLOWED | PITCHES IN A GAME |
| 10, 5/6/17 vs Inland Empire | 7, 5/6/17 vs Inland Empire | 9, 2x, last: 6/7/18 @ Lancaster | 98, 8/16/18 vs Richmond |

PERSONAL

- ◆ Acquired by Baltimore in a trade from the Los Angeles Dodgers, along with OF Yusniel Díaz, IF Rylan Bannon, RHP Zach Pop and IF Breyvic Valera, for IF Manny Machado, 7/18/18.
- ◆ Selected by the Dodgers in the 14th round of the 2016 draft out of UNLV. Had been drafted by San Diego in the 38th round of the 2015 draft but did not sign.
- ◆ Became the first Israeli citizen to be chosen in the MLB draft. Pitched for Israel's National Team in the 2017 World Baseball Classic, and was named the Most Valuable Pitcher for Israel in 2014 and 2015 as he helped Israel qualify for the European Baseball Championship. He has dual Israeli-American citizenship, as his parents served in the Israel Defense Force.
- ◆ Helped San Joaquin Delta (NJCAA) to a 41-7 record and a state runner-up finish in 2015, going 13-1 with a 2.00 ERA in 112.2 innings. Was named a Third Team All-American.
- ◆ Attended Lincoln High School in Stockton, CA. Other notable alumni include NFL wide receiver Brandin Cooks, LA Chargers President Dean Spanos and PGA golfer Ricky Barnes.

RANKING ON ORIOLES TOP PROSPECT LISTS ENTERING 2019

#9 - MLB.com | #9 - Baseball America

2018

- ◆ Combined to go 10-5 with a 2.88 ERA in 25 starts between Class-A Rancho Cucamonga, Double-A Tulsa and Double-A Bowie.
- ◆ Registered 178 strikeouts between the three clubs to lead all of Minor League Baseball.
- ◆ Named a California League Midseason All-Star with Rancho Cucamonga.
- ◆ Opened the year with Rancho Cucamonga, going 5-3 with a 3.30 ERA in 16 starts. Limited California League hitters to a .230 average, with right-handers batting just .215 against him.
- ◆ Registered 47 more strikeouts (114) than hits allowed (67) in 79.0 IP with the Quakes. Had six starts in which he struck out nine batters or more, including an 11-strikeout performance on 6/25 at Lake Elsinore.
- ◆ Allowed three earned runs or less in 14 of his 16 starts with the Quakes.
- ◆ Pitched 7.0 shutout innings and matched a career-high with 11 strikeouts in his lone start with Tulsa, 7/5 vs. Midland. Named Texas League Pitcher of the Week on 7/8.
- ◆ Acquired by Baltimore on 7/18 and assigned to Double-A Bowie, where he went 4-2 with a 2.58 ERA over his final eight starts of the season.
- ◆ Limited Eastern League batters to a .228 average, with lefties batting just .169 (14-83).
- ◆ Allowed three earned runs or less in nine of his 10 starts with Bowie.
- ◆ Struck out 10 in his final start of the season, 8/31 vs. Altoona.

2017

- ◆ Went 1-4 with a 5.18 ERA in 33 games (six starts) for Rancho Cucamonga.
- ◆ Ranked 3rd among California League relievers by striking out 11.11 batters per nine IP.
- ◆ Went 1-2 with a 4.47 ERA in 27 relief outings and 0-2 with a 7.06 ERA in six starts.
- ◆ Posted a 3.63 ERA over 19 games during the second half of the season.
- ◆ Pitched to a 2.81 ERA (12 ER, 38.1 IP) when appearing in the 7th inning or later.

2016

- ◆ Posted a 2.27 ERA in 12 games (six GS) between Ogden & Great Lakes in his first pro year.
- ◆ Made first career start with Ogden on 7/3 at Orem.
- ◆ Posted a 3.86 ERA with 13 strikeouts in six starts with Ogden.
- ◆ Promoted to Class-A Great Lakes on 8/11, where he went 2-0 with a 0.59 ERA and 22 strikeouts in six relief outings for the Loons.



DEAN KREMER led all of Minor League Baseball with 178 strikeouts in 2018. (Bowie Baysox)

MOST STRIKEOUTS IN MINOR LEAGUE BASEBALL, 2018

| PLAYER | ORGANIZATION | STRIKEOUTS |
|----------------|--------------|------------|
| DEAN KREMER | LAD/BAL | 178 |
| Taylor Widener | ARI | 176 |
| Drew Gagnon | NYM | 172 |
| Josh Games | HOU | 171 |
| Conner Menez | SF | 171 |
| Michael Kopech | CWS | 170 |
| Emilio Vargas | ARI | 170 |

| YR | TEAM | ORG | W-L | ERA | G | GS | SV | IP | H | R | ER | 2B | 3B | HR | HB | BB | SO | WP | AVG |
|------|-----------------------------|-----|-------|------|----|----|----|-------|-----|-----|----|----|----|----|----|----|-----|----|------|
| 2016 | Great Lakes Loons (A) | LAD | 2-0 | 0.59 | 6 | 0 | 0 | 15.1 | 4 | 1 | 1 | 1 | 0 | 0 | 0 | 4 | 22 | 2 | .083 |
| | Ogden Raptors (R) | LAD | 0-1 | 3.86 | 6 | 6 | 0 | 16.1 | 15 | 7 | 7 | 2 | 0 | 0 | 1 | 3 | 13 | 1 | .250 |
| 2017 | Rancho Cucamonga Quakes (A) | LAD | 1-4 | 5.18 | 33 | 6 | 3 | 80.0 | 86 | 55 | 46 | 18 | 4 | 6 | 3 | 34 | 96 | 5 | .274 |
| 2018 | Tulsa Drillers (AA) | LAD | 1-0 | 0.00 | 1 | 1 | 0 | 7.0 | 3 | 0 | 0 | 0 | 0 | 0 | 0 | 3 | 11 | 0 | .130 |
| | Rancho Cucamonga Quakes (A) | LAD | 5-3 | 3.30 | 16 | 16 | 0 | 79.0 | 67 | 33 | 29 | 16 | 2 | 7 | 2 | 26 | 114 | 4 | .230 |
| | Bowie Baysox (AA) | BAL | 4-2 | 2.58 | 8 | 8 | 0 | 45.1 | 38 | 15 | 13 | 4 | 0 | 3 | 1 | 17 | 53 | 2 | .228 |
| | Minor League Totals | | 13-10 | 3.56 | 70 | 37 | 3 | 243.0 | 213 | 111 | 96 | 41 | 6 | 16 | 7 | 87 | 309 | 14 | .236 |

LEFT-HANDED PITCHER

Chris Lee

BATS
LEFTTHROWS
LEFTHEIGHT
6-3WEIGHT
180DOB
8/17/92SERVICE TIME
0.000

Christopher Ulysses Lee

BORN: Savannah, GA

OPENING DAY AGE: 26

ACQUIRED: Trade with Houston in exchange for two international signing bonus slots, 5/18/15

FIRST MLB STRIKEOUT:

FIRST MLB WIN:

RESIDES: Tampa, FL

COLLEGE: Santa Fe Community College



@ulysses62lee

CAREER HIGHS

STRIKEOUTS
8, 3x, last: 5/16/14 @ Kane CountyINNINGS
8.0, 5/23/16 @ HartfordWALKS
6, 5/1/14 vs. ClintonHOME RUNS ALLOWED
3, 5/29/17 @ ColumbusRUNS ALLOWED
8, 3x, last: 6/25/17 @ GwinnettEARNED RUNS ALLOWED
8, 2x, last: 5/29/17 @ ColumbusHITS ALLOWED
11, 5/28/15 vs. SalemPITCHES IN A GAME
105, 6/8/17 @ Durham

PERSONAL

- Acquired by Baltimore from the Houston Astros in exchange for two international signing bonus slots, 5/18/15.
- Selected by Houston in the 4th round of the 2011 draft. Was chosen by the Chicago White Sox in the 37th round of the 2010 draft but did not sign.
- Attended Santa Fe Community College in Gainesville, FL for one season. Santa Fe CC also produced former Tides RHP Alec Asher and current Rays LHP Ryan Yarbrough.
- Attended Thomas R. Robinson High School in Tampa, FL, the same school that produced professional wrestling legend Hulk Hogan.

2018

- Ranked by MLB.com as the #14 prospect in the Orioles system prior to the season.
- Opened the season on the disabled list with an oblique injury he suffered on 2/27 in a Grapefruit League contest. Joined Norfolk on 5/4.
- Made just five appearances (three starts) with the Tides before being placed on the disabled list with a left shoulder injury on 5/30.
- Made three starts on a rehab assignment with the GCL Orioles (7/20, 7/23 and 7/26).
- Assigned to Double-A Bowie on 7/29 and spent the remainder of the regular season with the Baysox, going 1-1 with a 3.50 ERA in 10 relief appearances.
- Posted a 0.55 ERA (1 ER, 16.1 IP) while holding Eastern League batters to a .246 average over his first eight outings with Bowie.
- With Bowie, did not allow a run in four games (7.0 innings) on the road.
- Made six starts for Glendale in the Arizona Fall League, going 1-1 with a 3.05 ERA. Held AFL left-handers to an .087 average (2-23).

2017

- Spent the year with Norfolk, where he was 5-6 with a 5.11 ERA in 27 games (20 starts).
- Led the Tides with 116.1 innings pitched and ranked 2nd on the team with 83 strikeouts.
- Posted a 2.06 ERA in 11 games at Harbor Park, but a 7.59 ERA on the road.
- Went 1-1 with a 1.48 ERA in seven relief outings and 4-5 with a 6.07 ERA in 20 starts.
- Earned his first Triple-A victory, 4/26 vs. Buffalo (6.0 IP, 5 H, 0 R, 1 BB, 4 K).
- Posted a 2.61 ERA in 10 games (three starts) after the All-Star break.
- Allowed just two hits over 6.0 shutout innings, 6/30 vs. Durham.
- Registered a season-high seven strikeouts in his final start of the season, 9/2 at Charlotte.
- Limited International League batters to a .245 average with runners in scoring position, including a .214 average with RISP and two outs.

2016

- Went 5-0 with a 2.98 ERA in eight games for Bowie before a shoulder injury ended his year.
- Won each of his first five decisions to open the season, posting a 2.30 ERA.
- Tossed at least 6.0 innings in each of his eight appearances, including a career-high 8.0 innings on 5/23 at Hartford.
- Held Eastern League batters to a .222 average, with left-handers batting .155 (9-58).
- Suffered soreness in the lat muscle area of his left shoulder and was placed on the DL, 6/5.
- Rated by Baseball America after the season as the #9 prospect in the Orioles organization.

2015

- Began season with Class-A Quad Cities in the Astros organization, pitching seven games there before being traded to Baltimore on 5/18.
- Assigned to Frederick on 5/19, making 14 starts for the Keys and posting a 3.07 ERA.
- Struck out a season-high seven batters over 6.0 innings on 7/17 at Wilmington.
- Promoted to Double-A Bowie on 8/3 and went 4-2 with a 3.08 ERA in seven starts.
- Combined to go 10-10 with a 3.29 ERA in 28 games (27 starts) between the three teams.
- Added to the Orioles 40-man roster on 11/20.

2014

- Spent the entire season with Class-A Quad Cities, going 8-6 with a 3.66 ERA in 26 appearances (16 starts).
- Went 6-1 with a 2.91 ERA in 14 games after the All-Star break.
- Posted a 2.65 ERA in April, 2.66 ERA in August and went 3-0 with a 3.00 ERA in July.
- Matched a career-high with eight strikeouts, 5/16 at Kane County.
- Walked a career-high six batters in start on 5/1 vs. Clinton, but did not allow a run or hit.

2013

- Went 2-2 with a 3.10 ERA in 11 appearances (10 starts) with rookie-level Greenville.
- Struck out a career-high eight batters in first start of the season on 6/21 at Bluefield and then matched that mark with eight strikeouts in his start on 7/14 vs. Elizabethton.
- Limited opposing left-handed hitters to a .171 (6-35) batting average on the season.
- Ranked as the Astros #22 prospect by Baseball America after the season.

2012

- Appeared in five games and made three starts with Greenville, going 1-2 on the season.

2011

- Started career with rookie-level Greenville in the Houston Astros organization, going 1-5 with a 5.18 ERA in 13 starts.

| YR | TEAM | ORG | W-L | ERA | G | GS | SV | IP | H | R | ER | 2B | 3B | HR | HB | BB | SO | WP | AVG |
|---------------------|-------------------------------|-----|-------|-------|-----|-----|----|-------|-----|-----|-----|-----|----|----|----|-----|-----|----|------|
| 2011 | Greenville Astros (R) | HOU | 1-5 | 5.18 | 13 | 13 | 0 | 48.2 | 53 | 34 | 28 | 8 | 1 | 4 | 2 | 34 | 47 | 4 | .279 |
| 2012 | Greenville Astros (R) | HOU | 1-2 | 11.42 | 5 | 3 | 0 | 8.2 | 13 | 15 | 11 | 2 | 0 | 1 | 1 | 9 | 9 | 3 | .361 |
| 2013 | Greenville Astros (R) | HOU | 2-2 | 3.10 | 11 | 10 | 0 | 49.1 | 37 | 20 | 17 | 4 | 1 | 3 | 5 | 17 | 54 | 4 | .207 |
| 2014 | Quad Cities River Bandits (A) | HOU | 8-6 | 3.66 | 28 | 16 | 0 | 113.0 | 120 | 56 | 46 | 27 | 2 | 7 | 1 | 51 | 75 | 4 | .275 |
| 2015 | Bowie Baysox (AA) | BAL | 4-2 | 3.08 | 7 | 7 | 0 | 38.0 | 32 | 13 | 13 | 4 | 0 | 0 | 1 | 20 | 26 | 2 | .232 |
| | Frederick Keys (A) | BAL | 3-6 | 3.07 | 14 | 14 | 0 | 76.1 | 76 | 29 | 26 | 14 | 1 | 1 | 3 | 29 | 48 | 4 | .266 |
| | Quad Cities River Bandits (A) | HOU | 3-2 | 4.11 | 7 | 6 | 0 | 30.2 | 36 | 17 | 14 | 7 | 0 | 1 | 2 | 10 | 24 | 5 | .283 |
| 2016 | Bowie Baysox (AA) | BAL | 5-0 | 2.98 | 8 | 7 | 0 | 51.1 | 41 | 17 | 17 | 6 | 0 | 4 | 3 | 13 | 19 | 4 | .222 |
| 2017 | NORFOLK TIDES (AAA) | BAL | 5-6 | 5.11 | 27 | 20 | 0 | 116.1 | 144 | 76 | 66 | 24 | 1 | 11 | 8 | 54 | 83 | 4 | .302 |
| 2018 | Bowie Baysox (AA) | BAL | 1-1 | 3.50 | 10 | 0 | 0 | 18.0 | 25 | 9 | 7 | 5 | 1 | 0 | 1 | 7 | 14 | 1 | .338 |
| | NORFOLK TIDES (AAA) | BAL | 0-2 | 10.64 | 5 | 3 | 0 | 11.0 | 23 | 16 | 13 | 7 | 0 | 0 | 1 | 10 | 8 | 2 | .426 |
| | GCL Orioles (R) | BAL | 0-1 | 12.00 | 3 | 3 | 0 | 3.0 | 7 | 5 | 4 | 3 | 0 | 0 | 0 | 2 | 5 | 0 | .438 |
| Minor League Totals | | | 33-35 | 4.18 | 138 | 102 | 0 | 564.1 | 607 | 307 | 262 | 111 | 7 | 32 | 28 | 256 | 412 | 37 | .276 |

CATCHER

Stuart Levy

BATS
RIGHTTHROWS
RIGHTHEIGHT
6-2WEIGHT
185DOB
8/21/92SERVICE TIME
0.000

Stuart Taylor Levy (lee-vee)

BORN: Little Rock, AR

OPENING DAY AGE: 26

ACQUIRED: Selected by Baltimore in the 27th round of the 2015 draft

RESIDES: Little Rock, AR

COLLEGE: Arkansas State University



@Stuart_T_Levy



@stuart_levy

FIRST MLB HIT:

FIRST MLB HOME RUN:

CAREER HIGHS

HITS

3, 2x, last: 5/10/17 vs Down East

RBI

3, 3x, last: 7/27/18 @ Down East

RUNS

3, 5/10/17 vs Down East

HOME RUNS

1, several times

STRIKEOUTS

4, 7/13/17 vs Lexington

WALKS

3, 5/5/17 @ Carolina

STOLEN BASES

1, 4x, last: 9/4/17 vs Potomac

HITTING STREAK

7 games, 2018

PERSONAL

- Selected by Baltimore in the 27th round of the 2015 draft.
- Attended Arkansas State University, where he made 109 starts at catcher. He threw out 58 would-be base-stealers in his career, including 19 during his senior season. He belted 49 career doubles at Arkansas State, the 2nd-most in school history. Arkansas State University also produced Hall of Famer George Kell, who enjoyed a 15-year career from 1943-1957.
- Attended Benton High School (AR), where he earned All-Conference honors in four straight seasons for the Panthers. Benton High School has also produced 2008 American League Cy Young Award winner Cliff Lee.

2018

- Spent the majority of the season with Class-A Frederick, where he hit .158 with three home runs and 14 RBI in 48 games.
- Threw out 35.4% of attempted basestealers (23-65). Also posted a .992 fielding percentage (3 errors in 397 total chances) behind the plate.
- Hit a go-ahead, three-run home run in the 9th inning to lift the Keys to a 6-4 win at Down East, 7/27. The three runs batted in tied his career-high.
- Appeared in three games for Norfolk, batting .167 (1-6). His first Triple-A hit was a solo home run on 7/15 vs. Gwinnett.

2017

- Split the year between Class-A Frederick and Class-A Delmarva, batting .244 with two home runs, 15 doubles and 24 RBI in 72 games.
- With Frederick, batted .246 with two home runs and 19 RBI. Hit .344 (11-32) against left-handed pitching and batted .306 (11-36) with runners in scoring position.
- Tied his career-high with three hits and set a career-high with three runs scored, 5/10 vs. Down East. He went 3-3 with a walk and finished a triple short of the cycle.
- Matched a career-high with three RBI and set a career-high with three walks as he reached base safely five times, 5/5 vs. Carolina.
- In 33 games with Delmarva, batted .241 with four doubles and five RBI. Batted .360 (9-25) against southpaws and hit .271 (16-59) in 17 home contests.
- Between the two levels, threw out 34.8% of attempted basestealers (39-112). He threw out 43.5% (20-46) of attempted basestealers with the Shorebirds.

2016

- Split the year between Aberdeen (22 games), Delmarva (28 games) and Bowie (1 game), hitting .196 with four home runs and 13 RBI in 51 games.
- Set a career-high with three hits, 7/1 at Lowell.
- Belted first professional home run, 8/7 vs. West Virginia.

2016

- Homered in consecutive games for Delmarva, 8/16 & 8/18 at Greensboro.
- Between the three levels, threw out 30% of attempted basestealers (18-60).

2015

- In his first pro season, batted .224 with three doubles and 13 RBI in 33 games between Frederick, Aberdeen and the GCL Orioles.
- Did not commit an error in 27 starts at catcher across three levels. Also caught 36.9% of attempted basestealers (17-46) across the three levels.



STUART LEVY homered for his first career Triple-A hit, 7/15/18 vs. Gwinnett. (Scott Sears/Norfolk Tides)

| YR | TEAM | ORG | AVG | G | AB | R | H | 2B | 3B | HR | RBI | BB | SO | SB | CS | SLG | OBP | OPS | E |
|---------------------|-------------------------|-----|------|-----|-----|----|-----|----|----|----|-----|----|-----|----|----|------|------|------|----|
| 2015 | Aberdeen IronBirds (A) | BAL | .190 | 12 | 42 | 3 | 8 | 0 | 1 | 0 | 5 | 1 | 7 | 0 | 0 | .238 | .255 | .493 | 0 |
| | Frederick Keys (A) | BAL | .200 | 3 | 10 | 0 | 2 | 0 | 0 | 0 | 1 | 1 | 6 | 1 | 0 | .200 | .333 | .533 | 0 |
| | GCL Orioles (R) | BAL | .255 | 18 | 55 | 10 | 14 | 3 | 0 | 0 | 7 | 4 | 14 | 1 | 1 | .309 | .364 | .673 | 0 |
| 2016 | Bowie Baysox (AA) | BAL | .000 | 1 | 3 | 0 | 0 | 0 | 0 | 0 | 0 | 0 | 1 | 0 | 0 | .000 | .000 | .000 | 0 |
| | Aberdeen IronBirds (A) | BAL | .206 | 22 | 68 | 7 | 14 | 3 | 2 | 0 | 7 | 8 | 18 | 0 | 1 | .309 | .316 | .625 | 1 |
| | Delmarva Shorebirds (A) | BAL | .195 | 28 | 87 | 10 | 17 | 4 | 0 | 4 | 6 | 17 | 24 | 2 | 1 | .379 | .358 | .737 | 6 |
| 2017 | Frederick Keys (A) | BAL | .246 | 39 | 122 | 14 | 30 | 11 | 0 | 2 | 19 | 15 | 27 | 2 | 2 | .385 | .343 | .728 | 3 |
| | Delmarva Shorebirds (A) | BAL | .241 | 33 | 112 | 10 | 27 | 4 | 0 | 0 | 5 | 11 | 37 | 0 | 0 | .277 | .312 | .589 | 1 |
| 2018 | Frederick Keys (A) | BAL | .158 | 48 | 146 | 10 | 23 | 1 | 0 | 3 | 14 | 13 | 46 | 0 | 0 | .226 | .259 | .485 | 3 |
| | NORFOLK TIDES (AAA) | BAL | .167 | 3 | 6 | 1 | 1 | 0 | 0 | 1 | 1 | 1 | 2 | 0 | 0 | .667 | .286 | .953 | 0 |
| Minor League Totals | | | .209 | 207 | 651 | 65 | 136 | 26 | 3 | 10 | 65 | 71 | 182 | 6 | 5 | .304 | .313 | .617 | 14 |

RIGHT-HANDED PITCHER

Lucas Long



BATS
RIGHT

THROWS
RIGHT

HEIGHT
6-0

WEIGHT
195

DOB
10/7/92

SERVICE TIME
0.000

Lucas Edward Daniel Long

BORN: Minneapolis, MN

OPENING DAY AGE: 26

ACQUIRED: Selected by Baltimore in the 24th round of the 2014 draft

RESIDES: Bloomington, MN

COLLEGE: University of San Diego



@luclong11



@luclong11

FIRST MLB STRIKEOUT:

FIRST MLB WIN:

CAREER HIGHS

STRIKEOUTS

11, 7/24/16 vs. Salem

RUNS ALLOWED

8, 8/28/14 @ Lowell

INNINGS

8.0, 5/10/16 vs. Wilmington

EARNED RUNS ALLOWED

8, 8/28/14 @ Lowell

WALKS

6, 8/29/17 vs. Trenton

HITS ALLOWED

11, 5/29/18 @ Richmond

HOME RUNS ALLOWED

3, 7/1/18 @ Erie

PITCHES IN A GAME

102, 9/2/16 vs. Wilmington

PERSONAL

- Selected by Baltimore in the 24th round of the 2014 draft.
- Drafted out of the University of San Diego, where he went 4-3 with a 2.41 ERA during his junior season with the Toreros. He was one of seven USD players drafted in 2014.
- Played at Dakota County Technical College (MN) as a sophomore.
- Spent his freshman year at the University of Arizona, where he was a part of the Wildcats 2012 National Championship team alongside fellow O's farmhand Joey Rickard.
- Graduated high school from the Academy of Holy Angels (MN), where he earned All-State honors his senior year after registering a 1.20 ERA and 81 strikeouts. Also lettered in football in high school.

2018

- Split the season between Double-A Bowie and Norfolk, going 4-12 with a 5.77 ERA in 33 games (15 starts).
- Pitched primarily with Bowie, going 2-0 with a 6.60 ERA in 21 games (11 starts).
- Registered just 19 walks in 76.1 innings with Bowie, issuing one walk or fewer in 14 of his 21 appearances.
- Ranked among Baysox leaders in games started (4th, 11) and innings pitched (5th, 76.1).
- Promoted to Norfolk on 7/18 and earned the win in his Triple-A debut that night after allowing one run over 2.0 innings in a win at Buffalo.
- Appeared in 12 games (four starts) for the Tides, going 2-3 with a 3.93 ERA.
- Went 2-1 with a 3.05 ERA in eight relief outings for Norfolk.
- Recorded a 2.55 ERA in eight road appearances (two starts) with the Tides.
- Yielded five earned runs in an outing vs. Columbus on 8/11. His ERA in his other 11 outings with Norfolk was 2.78 (10 ER, 32.1 IP).

2017

- Spent the year in Double-A Bowie and appeared in 31 games (14 starts) for the Baysox. Posted a 2.95 ERA with five saves, 106 strikeouts and 33 walks.
- Named an Eastern League Midseason All-Star after posting a 2.10 ERA in 21 games (four starts) over the first half.
- Ranked among Orioles minor leaguers in ERA (3rd, 2.95), wins (T-3rd, 9) and strikeouts (7th, 106). His 2.95 ERA ranked third in the Eastern League, while his 1.22 WHIP tied for fourth in the circuit.
- Registered two complete games (7.0 IP, 5/5 at Richmond; 6.0 IP, 6/25 at Erie). The two complete games tied for third in the Eastern League.
- Held Eastern League right-handers to a .194 average (49-253) and a .234 OBP.
- Posted a 1.90 ERA (10 ER, 47.1 IP) and a .217 opponents average in 17 relief appearances.
- Started for Bowie in Game 3 of the Eastern League semifinals, taking the loss (4.0 IP, 3 H, 3 ER, 3 BB, 1 K).

2016

- Spent most of the year with Class-A Frederick, going 7-7 with a 4.27 ERA in 24 starts.
- Ranked 2nd in the Carolina League in lowest walks per nine IP ratio (2.17) and was 4th in most strikeouts per nine IP (7.83).
- Set a career-high with 8.0 innings pitched in a win vs. Wilmington, 5/10.
- Registered a career-high 11 strikeouts and spun 7.0 shutout innings, 7/24 vs. Salem.
- Opened the year with Class-A Delmarva, where he posted a 0.50 ERA (1 ER, 18.0 IP) and held South Atlantic League batters to a .159 average over three starts.

2015

- Spent the year with Class-A Delmarva where he pitched in 11 games (eight starts) for the Shorebirds. Was 2-4 with a 4.91 ERA and 35 strikeouts.
- Was perfect in his first appearance going 3.0 innings without allowing a hit, run, or walk.
- Held batters to a .111 average with RISP and two outs (2-18).

2014

- Started his professional career with the GCL Orioles where he was 1-1 with a 2.25 ERA over six games (two starts).
- Walked just one batter during his time with the GCL Orioles (16.0 IP).
- Also appeared in five games (five starts) with Class-A Aberdeen, posting a 9.00 ERA.



LUCAS LOVE posted a 3.93 ERA in 12 games (four starts) with Norfolk during the 2018 season. He also registered a 2.55 ERA in eight road appearances with the Tides. (Steven Goldberg/Norfolk Tides)

| YR | TEAM | ORG | W-L | ERA | G | GS | SV | IP | H | R | ER | 2B | 3B | HR | HB | BB | SO | WP | AVG |
|------|-------------------------|-----|-------|------|-----|----|----|-------|-----|-----|-----|-----|----|----|----|-----|-----|----|------|
| 2014 | Aberdeen IronBirds (A) | BAL | 0-4 | 9.00 | 5 | 5 | 0 | 17.0 | 28 | 18 | 17 | 5 | 1 | 0 | 1 | 5 | 16 | 1 | .378 |
| | GCL Orioles (R) | BAL | 1-1 | 2.25 | 6 | 2 | 0 | 16.0 | 15 | 5 | 4 | 0 | 0 | 0 | 0 | 1 | 13 | 2 | .250 |
| 2015 | Delmarva Shorebirds (A) | BAL | 2-4 | 4.91 | 11 | 8 | 0 | 44.0 | 44 | 25 | 24 | 15 | 2 | 5 | 1 | 9 | 35 | 0 | .267 |
| 2016 | Frederick Keys (A) | BAL | 7-7 | 4.27 | 24 | 24 | 0 | 128.2 | 149 | 77 | 61 | 38 | 3 | 17 | 2 | 31 | 112 | 3 | .290 |
| | Delmarva Shorebirds (A) | BAL | 0-0 | 0.50 | 3 | 3 | 0 | 18.0 | 10 | 1 | 1 | 2 | 0 | 0 | 0 | 1 | 17 | 0 | .159 |
| 2017 | Bowie Baysox (AA) | BAL | 9-6 | 2.95 | 31 | 14 | 5 | 128.1 | 124 | 45 | 42 | 18 | 1 | 7 | 1 | 33 | 106 | 5 | .256 |
| 2018 | Bowie Baysox (AA) | BAL | 2-9 | 6.60 | 21 | 11 | 0 | 76.1 | 102 | 59 | 56 | 23 | 2 | 11 | 2 | 19 | 49 | 1 | .325 |
| | NORFOLK TIDES (AAA) | BAL | 2-3 | 3.93 | 12 | 4 | 0 | 34.1 | 38 | 17 | 15 | 8 | 1 | 2 | 0 | 7 | 22 | 2 | .279 |
| | Minor League Totals | | 23-34 | 4.28 | 113 | 71 | 5 | 462.2 | 510 | 247 | 220 | 109 | 10 | 42 | 7 | 106 | 370 | 14 | .282 |

LEFT-HANDED PITCHER

Reid Love



BATS
RIGHT

THROWS
LEFT

HEIGHT
5-11

WEIGHT
195

DOB
5/15/92

SERVICE TIME
0.000

James Reid Love

BORN: Dunnellon, FL

OPENING DAY AGE: 26

ACQUIRED: Selected by Baltimore in the 10th round of the 2015 draft

RESIDES: Dunnellon, FL

COLLEGE: East Carolina University



@love_reid32



@j_love16

FIRST MLB STRIKEOUT:

FIRST MLB WIN:

CAREER HIGHS

STRIKEOUTS

8, 5/16/16 vs West Virginia

INNINGS

7.2, 8/24/17 vs Wilmington

WALKS

4, 6/6/16 @ West Virginia

HOME RUNS ALLOWED

2, 3x, last: 6/16/17 vs Lynchburg

RUNS ALLOWED

7, 3x, last: 7/14/18 @ Reading

EARNED RUNS ALLOWED

7, 2x, last: 7/14/18 @ Reading

HITS ALLOWED

11, 7/26/16 vs Kannapolis

PITCHES IN A GAME

96, 8/24/17 vs Wilmington

PERSONAL

- Selected by Baltimore in the 10th round of the 2010 draft.
- Attended East Carolina University, where he was a First-Team All-American Athletic Conference selection in 2015. A senior co-captain, he was one of 10 semifinalists for the John Olerud Two-Way Player of the Year Award in 2015 after going 7-4 with four saves while batting .287 with three home runs, 20 RBI and 25 runs scored.
- Was the seventh player in ECU school history to be drafted by the Orioles and the first since RHP Mike Wright was selected in the 3rd round of the 2011 draft.
- Attended St. Johns River State College (FL) in 2012 and 2013.
- Graduated from Dunnellon High School (FL), where he played baseball, basketball and soccer. He batted .414 with seven home runs and posted a 2.02 ERA as a senior.

2018

- Spent the majority of the season with Double-A Bowie, going 2-5 with a 7.22 ERA in 17 games (three starts). He registered 37 strikeouts and 10 walks in 33.2 innings of work.
- Posted a 4.81 ERA and limited Eastern League batters to a .269 average in 14 relief outings, but yielded a 13.50 ERA in three spot starts.
- Went 2-0 with a 1.17 ERA while holding batters to a .222 average over his first nine appearances of the season.
- Promoted to Norfolk on 6/26 and made one appearance with the Tides, earning a win in his Triple-A debut that night vs. Gwinnett. He allowed one run on three hits over 4.0 innings of work to become the first Tides player to earn a victory in his Triple-A debut since Jordan Kipper accomplished the feat on 5/2/17.
- Placed on Bowie's disabled list on 7/26 and did not appear in a game the rest of the year.

2017

- Appeared in 24 games (16 starts) for Class-A Frederick, going 6-4 with a 3.71 ERA.
- Ranked among Keys leaders in innings pitched (2nd, 106.2), wins (T-3rd, 7), strikeouts (5th, 81) and games started (6th, 16).
- Won each of his final five decisions, going 5-0 with a 3.21 ERA over his final 10 outings.
- Limited Carolina League left-handers to a .246 average (34-138) and just two home runs.
- Was 3-1 with a 2.33 ERA in 10 games (five starts) away from home.
- Recorded a season-high seven strikeouts over 5.0 innings, 8/29 vs. Salem.

2016

- Spent the entire season with Class-A Delmarva, going 9-10 with a 3.29 ERA in 27 games.
- His 3.29 ERA ranked 5th among Orioles minor leaguers, while his nine victories tied for fourth among O's farmhands.
- Ranked third among Shorebirds leaders in wins (9), innings (139.1) and strikeouts (106).
- Limited South Atlantic League left-handers to a .221 average and just one home run.
- Struck out a career-high eight batters over 6.0 innings, 5/16 vs. West Virginia.
- Limited Greensboro to one hit over 7.0 innings while striking out seven in a victory over the Grasshoppers, 9/1.

2015

- Spent the majority of his first pro season with Class-A Aberdeen, where he went 3-4 with a 5.06 ERA in 11 games (six starts).
- Earned his first professional victory on 8/1 at Staten Island.
- Went 3-0 with a 2.77 ERA in five relief outings for the IronBirds.



REID LOVE earned a victory in his Triple-A debut, allowing one run on three hits over 4.0 innings of relief on 6/26/18. (Les Treagus/Norfolk Tides)

| YR | TEAM | ORG | W-L | ERA | G | GS | SV | IP | H | R | ER | 2B | 3B | HR | HB | BB | SO | WP | AVG |
|------|-------------------------|-----|-------|------|----|----|----|-------|-----|-----|-----|----|----|----|----|----|-----|----|------|
| 2015 | Aberdeen IronBirds (A) | BAL | 3-4 | 5.06 | 11 | 6 | 0 | 37.1 | 42 | 24 | 21 | 8 | 0 | 4 | 1 | 9 | 34 | 0 | .286 |
| | GCL Orioles (R) | BAL | 0-0 | 0.00 | 1 | 1 | 0 | 2.0 | 1 | 0 | 0 | 0 | 0 | 0 | 0 | 0 | 1 | 0 | .167 |
| 2016 | Delmarva Shorebirds (A) | BAL | 9-10 | 3.29 | 27 | 25 | 0 | 139.1 | 134 | 63 | 51 | 26 | 1 | 11 | 4 | 33 | 106 | 3 | .254 |
| 2017 | Frederick Keys (A) | BAL | 6-4 | 3.71 | 24 | 16 | 0 | 106.2 | 120 | 53 | 44 | 27 | 2 | 8 | 4 | 24 | 81 | 1 | .286 |
| 2018 | Bowie Baysox (AA) | BAL | 2-5 | 7.22 | 17 | 3 | 0 | 33.2 | 42 | 29 | 27 | 6 | 1 | 4 | 5 | 10 | 37 | 0 | .311 |
| | NORFOLK TIDES (AAA) | BAL | 1-0 | 2.25 | 1 | 0 | 0 | 4.0 | 3 | 1 | 1 | 0 | 0 | 1 | 0 | 1 | 1 | 0 | .214 |
| | Minor League Totals | | 21-23 | 4.01 | 81 | 51 | 0 | 323.0 | 342 | 170 | 144 | 67 | 4 | 28 | 14 | 77 | 260 | 4 | .274 |

LEFT-HANDED PITCHER

Zac Lowther



BATS
LEFT

THROWS
LEFT

HEIGHT
6-2

WEIGHT
235

DOB
4/30/96

SERVICE TIME
0.000

Zacary William Lowther

BORN: Middlebury Heights, OH

OPENING DAY AGE: 22

ACQUIRED: Selected by Baltimore in the 2nd round of the 2017 draft

RESIDES: Brooklyn Heights, OH

COLLEGE: Xavier University



@ZacLowther



@zac_lowther

FIRST MLB STRIKEOUT:

FIRST MLB WIN:

CAREER HIGHS

STRIKEOUTS

13, 4/9/18 vs Hickory

RUNS ALLOWED

5, 7/16/18 @ Potomac

INNINGS

7.0, 3x, last: 8/27/18 @ Potomac

EARNED RUNS ALLOWED

5, 7/16/18 @ Potomac

WALKS

4, 2x, last: 7/16/18 @ Potomac

HITS ALLOWED

7, 6/13/18 vs Lynchburg

HOME RUNS ALLOWED

3, 7/1/18 vs Lynchburg

PITCHES IN A GAME

97, 5/23/18 @ Hickory

PERSONAL

- Selected by Baltimore in the 2nd round (#74 overall) of the 2017 draft.
- Attended Xavier University, and was the highest-ever Musketeer selected in the draft.
- Was an All-BIG EAST First Team selection during his junior season, setting a Xavier single-season strikeout record with 123 punchouts during the 2017 campaign. The 123 strikeouts ranked 12th among Division 1 pitchers. Was also named to the BIG EAST All-Tournament Team in 2017 and was named Preseason All-BIG EAST.
- Was a college roommate for two years with infielder Rylan Bannon, who was acquired by Baltimore from Los Angeles in a 2018 trade that sent IF Manny Machado to the Dodgers.
- Xavier University has produced Hall of Famers Jim Bunning and Frank Robinson.
- Led the Cape Cod League with 54 strikeouts during the summer of 2016.
- Played for the Cuyahoga Heights (OH) football and baseball teams in high school. Led the Greater Cleveland area with 148 strikeouts and had a 0.55 ERA during his 2013 season.
- Was First Team All-Ohio during his senior year, a season that included an 18-strikeout game and an OHSAA Division IV State Runner-Up finish.

RANKING ON ORIOLES TOP PROSPECT LISTS ENTERING 2019

#8 MLB.com | #13 - Baseball Prospectus | #16 - Baseball America
Best Control - Baseball America

2018

- Split the year between Class-A Delmarva and Class-A Frederick, going 8-4 with a 2.18 ERA in 23 games (22 starts) between the two clubs.
- Named Orioles Jim Palmer Minor League Pitcher of the Year (along with LHP Keegan Akin).
- Named MLB Pipeline.com's Orioles Pitching Prospect of the Year.
- Named the left-handed starting pitcher on MiLB.com's Orioles Organizational All-Star Team.
- Led Orioles farmhands in strikeouts (151) and ERA (2.18).
- Ranked among qualifying Minor League Baseball leaders in WHIP (7th, 0.98), ERA (11th, 2.18) and opponent's average (11th, .195).
- Opened the season with Delmarva, where he went 3-1 with a 1.16 ERA in six starts for the Shorebirds. He held South Atlantic League batters to a .115 average (12 hits in 31.0 IP), with left-handed batters hitting just .037 (1-27) against him.
- Registered 51 strikeouts in 31.0 innings with Delmarva, including a career-high 13 strikeouts in his season debut on 4/9 vs. Hickory. He also recorded double-digit strikeouts on 4/22 vs. Lakewood (11) and 5/23 at Hickory (10).
- Promoted to Frederick on 5/30 and made his final 17 appearances (16 starts) with the Keys, going 5-3 with a 2.53 ERA.
- Went 3-0 with a 0.71 ERA (2 ER, 25.1 IP) over his first five starts with the Keys.
- Finished 19.1 innings shy of qualifying among Carolina League leaders, where his 2.53 ERA would have led the circuit.
- Limited Carolina League batters to a .220 average, with left-handers hitting .207.
- Went 5-1 with a 1.82 ERA in 12 games (11 starts) at night with the Keys.
- Had 11 starts with Frederick in which he allowed one earned run or less, including five outings in which he did not allow an earned run.

2017

- Appeared in 12 games (11 starts) for Class-A Aberdeen during his first professional season, going 2-2 with a 1.66 ERA.
- Named a New York-Penn League Midseason All-Star.
- Limited NYPL batters to a .182 average, with right-handers batting just .166 against him.
- Went 1-0 with a 0.53 ERA (1 ER, 17.0 IP) in four home starts.
- Posted a 0.81 ERA (2 ER, 22.1 IP) in five starts in July.
- Earned his first professional victory after firing 5.0 shutout innings, 7/18 at Lowell.
- Struck out 12 batters over 6.0 innings, 9/2 at Tri-Cities.



ZAC LOWTHER was named the 2018 Jim Palmer Minor League Pitcher of the Year in the Orioles system after going 8-4 with a 2.18 ERA. (Baltimore Sun)

JIM PALMER MINOR LEAGUE PITCHER OF THE YEAR

| YEAR | PLAYER | POSITION | STATS |
|------|--------------------|------------|---------------------------------------|
| 2007 | Radhames Liz | RHP | 11-4, 3.22 ERA, 161 strikeouts |
| 2008 | Brad Bergesen | RHP | 16-7, 3.10 ERA, 87 strikeouts |
| 2009 | Brian Matusz | LHP | 11-2, 1.91 ERA, 121 strikeouts |
| 2010 | Zach Britton | LHP | 10-7, 2.70 ERA, 124 strikeouts |
| 2011 | Tim Lincecum | RHP | 10-4, 2.97 ERA, 117 strikeouts |
| 2012 | Dylan Bundy | RHP | 9-3, 2.08 ERA, 119 strikeouts |
| 2013 | Mike Wright | RHP | 11-3, 3.11 ERA, 138 strikeouts |
| 2014 | Tyler Wilson | RHP | 14-8, 3.67 ERA, 157 strikeouts |
| 2015 | Oliver Drake | RHP | 0.82 ERA, 23 saves, 66 strikeouts |
| | Mychal Givens | RHP | 2.20 ERA, 15 saves, 79 strikeouts |
| 2016 | Donnie Hart | LHP | 3-1, 2.72 ERA, 4 saves, 50 strikeouts |
| 2017 | Alex Wells | LHP | 11-5, 2.38 ERA, 113 strikeouts |
| 2018 | Keegan Akin | LHP | 14-7, 3.27 ERA, 142 strikeouts |
| | ZAC LOWTHER | LHP | 8-4, 2.18 ERA, 151 STRIKEOUTS |

| YR | TEAM | ORG | W-L | ERA | G | GS | SV | IP | H | R | ER | 2B | 3B | HR | HB | BB | SO | WP | AVG |
|------|----------------------------|-----|-------------|-------------|-----------|-----------|----------|--------------|------------|-----------|-----------|-----------|----------|----------|----------|-----------|------------|----------|-------------|
| 2017 | Aberdeen IronBirds (A) | BAL | 2-2 | 1.66 | 12 | 11 | 0 | 54.1 | 35 | 11 | 10 | 5 | 3 | 1 | 2 | 11 | 75 | 1 | .182 |
| 2018 | Frederick Keys (A) | BAL | 5-3 | 2.53 | 17 | 16 | 0 | 92.2 | 74 | 29 | 26 | 13 | 1 | 6 | 4 | 26 | 100 | 3 | .220 |
| | Delmarva Shorebirds (A) | BAL | 3-1 | 1.16 | 6 | 6 | 0 | 31.0 | 12 | 4 | 4 | 3 | 0 | 2 | 1 | 9 | 51 | 0 | .115 |
| | Minor League Totals | | 10-6 | 2.02 | 35 | 33 | 0 | 178.0 | 121 | 44 | 40 | 21 | 4 | 9 | 7 | 46 | 226 | 4 | .191 |

RIGHT-HANDED PITCHER

Josh Lucas



BATS
RIGHT

THROWS
RIGHT

HEIGHT
6-6

WEIGHT
185

DOB
11/5/90

SERVICE TIME
0.061

Joshua Timothy Lucas

BORN: Lakeland, FL

OPENING DAY AGE: 28

ACQUIRED: Signed by Baltimore as a minor league free agent, 11/28/18

RESIDES: Johnson City, TN

COLLEGE: Manatee (FL) Community College



FIRST MLB STRIKEOUT: John Jaso, 8/19/17 @ PIT

FIRST MLB WIN:

CAREER HIGHS

STRIKEOUTS

7, 2x, last: 5/18/18 @ Toronto

INNINGS

7.0, 7/17/11 vs Princeton

WALKS

3, 4x, last: 5/24/18 vs Seattle

HOME RUNS ALLOWED

2, 2x, last: 8/5/11 @ Bristol

RUNS ALLOWED

8, 5/13/13 @ Quad Cities

EARNED RUNS ALLOWED

7, 2x, last: 6/24/16 @ Colorado Springs

HITS ALLOWED

10, 5/19/13 vs Clinton

PITCHES IN A GAME

82, 5/19/13 vs Clinton

PERSONAL

- ◆ Signed by Baltimore as a minor league free agent, 11/28/18.
- ◆ Originally selected by St. Louis in the 21st round of the 2010 draft. Was selected by Toronto in the 39th round of the 2009 draft but did not sign.
- ◆ Traded by St. Louis to Oakland in exchange for RHP Casey Meisner, 3/31/18.
- ◆ Played collegiately at Manatee Community College.
- ◆ Graduated from Lakeland (FL) High School, where he was 8-1 with a 0.49 ERA and 75 strikeouts in 63.0 innings for the Dreadnaughts during his senior season. Lakeland High School has also produced LHP Chris Sale, IF/OF Steve Pearce, RHP Drew Hutchison, OF Keon Broxton and former Tides RHP Alec Asher.

2018

- ◆ Spent the majority of the season with Triple-A Nashville in the Oakland system, going 0-2 with five saves and a 2.56 ERA in 31 relief appearances.
- ◆ Made eight appearances (one start) over five different stints with Oakland, posting a 6.28 ERA over 14.1 innings.
- ◆ Limited Pacific Coast League batters to a .207 average, with left-handers hitting just .180 against him. He yielded 28 hits and struck out 32 in 38.2 innings of work.
- ◆ Did not allow an earned run in 24 of his 31 appearances with the Sounds, and he walked one batter or fewer in 29 of his 31 relief outings.
- ◆ With Nashville, did not allow a hit with RISP and two outs (batters were 0-11).
- ◆ Registered a career-high seven strikeouts over a 3.2-inning relief appearance for Oakland on 5/18 at Toronto.
- ◆ Outrighted to Nashville from Oakland, 9/1.

2017

- ◆ Spent most of the year with Triple-A Memphis in the Cardinals system, going 8-1 with 17 saves and a 3.15 ERA in 47 appearances. Also made five relief outings for St. Louis in his first career big league action, posting a 3.68 ERA in five appearances.
- ◆ Made his MLB debut with St. Louis on 8/19 at Pittsburgh, earning his first big league punchout in that contest (John Jaso, swinging).

2017

- ◆ Led Cardinals farmhands with 17 saves and ranked among St. Louis minor leaguers in appearances (3rd, 47) and strikeout/walk ratio (5th, 5.7).
- ◆ Ranked among PCL relievers in lowest walks per nine IP (1st, 1.65), saves (3rd, 17), strikeouts per nine IP (3rd, 10.20), fewest baserunners per nine IP (4th, 10.95) and games finished (T-3rd, 32).
- ◆ With Memphis, allowed just two of 16 inherited runners to score.
- ◆ Ranked second on the Redbirds with 47 appearances and third on the club with eight wins.
- ◆ Made five appearances in the PCL playoffs, posting a 1.80 ERA while going a perfect 3-3 in save opportunities. He also earned the save in Game 5 of the Pacific Coast League championship series as Memphis defeated El Paso.

2016

- ◆ Split the year between Double-A Springfield and Triple-A Memphis, going 4-2 with 16 saves and a 4.03 ERA in 45 appearances between the two levels.
- ◆ Selected to the Texas League Midseason All-Star Game; struck out the only batter he faced.
- ◆ Led the Texas League and tied for second among Cardinals farmhands with 16 saves.
- ◆ Despite a 9.39 ERA, five of his seven appearances with Memphis were scoreless.

2015

- ◆ Made 41 of his 45 appearances with Class-A Palm Beach, where he went 4-3 with nine saves and a 1.29 ERA.
- ◆ Led Florida State League pitchers in fewest baserunners per nine IP (9.48). Also ranked among FSL leaders in fewest walks per nine IP (2nd, 1.61) and opponent's average (3rd, .214).

CAREER HIGHLIGHTS

- ◆ Posted a 3.19 ERA and seven saves between three levels in the St. Louis system in 2014.
- ◆ Missed the entire 2012 season and most of the 2013 campaign after undergoing Tommy John surgery.
- ◆ Made eight starts with rookie-level Johnson city in 2011, going 4-1 with a 4.00 ERA.
- ◆ Earned an Appalachian League championship with Johnson City in 2011.
- ◆ Made his pro debut at the age of 19, pitching in 14 games with the GCL Cardinals in 2010.

| YR | TEAM | ORG | W-L | ERA | G | GS | SV | IP | H | R | ER | 2B | 3B | HR | HB | BB | SO | WP | AVG |
|----------------------------|----------------------------|-----|--------------|-------------|------------|-----------|-----------|--------------|------------|------------|------------|-----------|----------|-----------|-----------|-----------|------------|-----------|-------------|
| 2010 | GCL Cardinals (R) | STL | 1-2 | 4.88 | 14 | 1 | 0 | 27.2 | 32 | 22 | 15 | 6 | 0 | 3 | 2 | 9 | 26 | 0 | .294 |
| 2011 | Johnson City Cardinals (R) | STL | 4-1 | 4.00 | 8 | 8 | 0 | 45.0 | 57 | 22 | 20 | 12 | 0 | 6 | 2 | 9 | 25 | 2 | .308 |
| 2013 | State College Spikes (A) | STL | 0-0 | 7.36 | 1 | 1 | 0 | 3.2 | 6 | 4 | 3 | 3 | 0 | 0 | 1 | 1 | 4 | 0 | .333 |
| | GCL Cardinals (R) | STL | 0-1 | 13.50 | 1 | 0 | 0 | 3.1 | 6 | 6 | 5 | 0 | 1 | 0 | 0 | 0 | 3 | 0 | .333 |
| | Peoria Chiefs (A) | STL | 0-4 | 6.53 | 4 | 4 | 0 | 20.2 | 37 | 22 | 15 | 7 | 1 | 2 | 2 | 5 | 8 | 1 | .394 |
| 2014 | State College Spikes (A) | STL | 2-2 | 0.31 | 19 | 0 | 5 | 28.2 | 16 | 7 | 1 | 3 | 0 | 0 | 6 | 8 | 32 | 2 | .167 |
| | Palm Beach Cardinals (A) | STL | 0-0 | 1.80 | 4 | 0 | 0 | 5.0 | 3 | 1 | 1 | 1 | 0 | 0 | 0 | 2 | 5 | 0 | .167 |
| | Peoria Chiefs (A) | STL | 1-1 | 6.23 | 8 | 0 | 2 | 8.2 | 14 | 7 | 6 | 0 | 1 | 0 | 3 | 0 | 13 | 1 | .359 |
| 2015 | Palm Beach Cardinals (A) | STL | 4-3 | 1.29 | 41 | 0 | 9 | 56.0 | 42 | 11 | 8 | 6 | 0 | 2 | 5 | 12 | 41 | 4 | .214 |
| | Springfield Cardinals (AA) | STL | 0-0 | 0.00 | 4 | 0 | 0 | 5.2 | 1 | 0 | 0 | 0 | 0 | 0 | 0 | 2 | 5 | 0 | .059 |
| 2016 | Memphis Redbirds (AAA) | STL | 0-0 | 9.39 | 7 | 0 | 0 | 7.2 | 9 | 9 | 8 | 2 | 0 | 0 | 0 | 4 | 5 | 0 | .290 |
| | Springfield Cardinals (AA) | STL | 4-2 | 3.25 | 38 | 0 | 16 | 52.2 | 47 | 20 | 19 | 10 | 1 | 5 | 0 | 12 | 61 | 4 | .234 |
| 2017 | ST. LOUIS CARDINALS (NL) | STL | 0-0 | 3.68 | 5 | 0 | 0 | 7.1 | 7 | 3 | 3 | 0 | 1 | 2 | 1 | 4 | 7 | 1 | .259 |
| | Memphis Redbirds (AAA) | STL | 8-1 | 3.15 | 47 | 0 | 17 | 60.0 | 58 | 23 | 21 | 9 | 3 | 3 | 3 | 12 | 68 | 2 | .251 |
| 2018 | OAKLAND ATHLETICS (AL) | OAK | 0-0 | 6.28 | 8 | 1 | 0 | 14.1 | 16 | 11 | 10 | 5 | 0 | 1 | 1 | 9 | 14 | 0 | .286 |
| | Nashville Sounds (AAA) | OAK | 0-2 | 2.56 | 31 | 0 | 5 | 38.2 | 28 | 12 | 11 | 2 | 2 | 2 | 3 | 15 | 32 | 0 | .207 |
| Minor League Totals | | | 24-19 | 3.29 | 227 | 14 | 54 | 363.1 | 356 | 166 | 133 | 61 | 9 | 23 | 27 | 91 | 328 | 16 | .256 |
| Major League Totals | | | 0-0 | 5.40 | 13 | 1 | 0 | 21.2 | 23 | 14 | 13 | 5 | 1 | 3 | 2 | 13 | 21 | 1 | .277 |

INFIELDER

Richie Martin



BATS
RIGHT

THROWS
RIGHT

HEIGHT
6-0

WEIGHT
192

DOB
12/22/94

SERVICE TIME
0.000

Richard Allen Martin, Jr.

BORN: **Detroit, MI**

OPENING DAY AGE: **24**

ACQUIRED: **Selected by Baltimore from Oakland with the 1st overall pick in the Major League portion of the Rule 5 Draft, 12/13/18**

FIRST MLB HIT:

FIRST MLB HOME RUN:

RESIDES: **Brandon, FL**

COLLEGE: **University of Florida**



@richiemartinjr



@richiemartinjr

CAREER HIGHS

| HITS | RBI | RUNS | HOME RUNS |
|---------------------------------------|------------------------------|------------------------------------|-----------------------------|
| 4, 3x, last: 9/1/18 vs Frisco | 5, 2x, last: 9/3/16 @ Frisco | 3, 4x, last: 9/1/18 vs Frisco | 2, 8/23/18 @ Corpus Christi |
| STRIKEOUTS | WALKS | STOLEN BASES | HITTING STREAK |
| 3, 6x, last: 8/24/18 @ Corpus Christi | 3, 4/16/17 @ Springfield | 3, 3x, last: 7/16/18 @ San Antonio | 11 games, 2018 |

PERSONAL

- Selected by Baltimore from Oakland with the 1st overall pick in the Major League portion of the Rule 5 Draft, 12/13/18.
- Originally selected in the 1st round (20th overall) by Oakland in the 2015 draft. Chosen by Seattle in the 38th round of the 2012 draft but did not sign.
- Majored in Civil Engineering at the University of Florida, where he hit .300 his senior season and was a finalist for the Brooks Wallace Award, given to the Best College Shortstop.
- Attended Bloomingdale High School in Valrico, FL, where he was named to the Florida All-Region First Team as a senior and was ranked third among middle infielders in the state. Bloomingdale HS also produced sportscaster Erin Andrews and actor Mark Consuelos.

RANKING ON ORIOLES TOP PROSPECT LISTS ENTERING 2019

#14 - Baseball America | #15 - MLB.com

2018

- Spent the entire year with Double-A Midland in the Oakland system, batting .300 with six home runs, 29 doubles, 25 stolen bases and 42 RBI in 118 games.
- Led the Texas League in triples (8) and ranked 3rd in batting average (.300).
- Named an Oakland MiLB.com Organization All-Star.
- Named Texas League Midseason All-Star and Player of the Week for the period ending on 8/25, after hitting .400 (8-20) with two home runs and six RBI over six games.
- Recorded a career-high 11-game hitting streak from 5/22-6/2.
- Stole a career-high three bases in a game twice (5/30 and 7/16).
- Had three career-high four-hit performances on the season (7/25, 8/30 and 9/1).
- Hit two solo home runs on 8/23 at Corpus Christi.
- Scored a career-high three runs in a game three times (6/1, 8/23 and 9/1).
- Hit .379 (39-103) in the month of May.

2017

- Entered the season ranked by MLB.com as the #21 prospect in the Oakland system.
- Split the year between Double-A Midland and Class-A Stockton, hitting .234 with four home runs, 33 RBI and 13 stolen bases in 109 games between the two clubs.
- Opened the year with Midland, batting .224 with a .306 OBP in 86 games.
- Batted .277 with two home runs and 18 RBI in 39 home games for the RockHounds.
- Assigned to Stockton on 8/2 and hit .266 with a .330 OBP in 23 games to end the season.

2016

- Spent most of the year at Stockton, hitting .230 with three homers and 31 RBI in 86 games.
- Drove in a career-high five runs on 8/11 at Modesto, going 2-5 with a grand slam.
- Tied a career-high with four hits, 6/19 at High Desert.
- Batted .360 (18-50) over his final 12 games with Stockton, a stretch that included a 10-game hitting streak.
- Promoted to Midland on 9/2 and matched a career-high with five RBI, 9/3 at Frisco.

2015

- Ranked as Oakland's #4 prospect by MLB.com entering the season.
- Spent his debut season with Class-A Vermont, hitting .237 with a .353 OBP in 51 games.
- Went 2-4 with two runs scored, a walk and an RBI in his pro debut, 7/2 at Tri-City.
- Batted .526 (10-19) with a homer and four RBI over his first four pro games.
- Hit .302 (13-43) against left-handed pitchers on the season.



RICHEL MARTIN ranked 3rd in the Texas League with a .300 average in 2018. He was chosen by Baltimore with the #1 overall pick in the 2018 Rule 5 Draft. (Michael Reaves/Getty Images)

| YR | TEAM | ORG | AVG | G | AB | R | H | 2B | 3B | HR | RBI | BB | SO | SB | CS | SLG | OBP | OPS | E |
|------|---------------------------|-----|------|-----|------|-----|-----|----|----|----|-----|-----|-----|----|----|------|------|------|----|
| 2015 | Vermont Lake Monsters (A) | OAK | .237 | 51 | 190 | 31 | 45 | 6 | 4 | 2 | 16 | 25 | 47 | 7 | 7 | .342 | .353 | .695 | 12 |
| 2016 | Midland RockHounds (AA) | OAK | .333 | 5 | 15 | 1 | 5 | 1 | 1 | 0 | 7 | 3 | 2 | 2 | 1 | .533 | .444 | .977 | 5 |
| | Stockton Ports (A) | OAK | .230 | 86 | 330 | 46 | 76 | 14 | 2 | 3 | 31 | 36 | 73 | 12 | 8 | .312 | .322 | .634 | 14 |
| 2017 | Midland RockHounds (AA) | OAK | .224 | 86 | 286 | 43 | 64 | 11 | 3 | 3 | 27 | 24 | 57 | 12 | 3 | .315 | .306 | .621 | 7 |
| | Stockton Ports (A) | OAK | .266 | 23 | 94 | 16 | 25 | 2 | 3 | 1 | 6 | 8 | 21 | 1 | 1 | .383 | .330 | .713 | 3 |
| 2018 | Midland RockHounds (AA) | OAK | .300 | 118 | 453 | 68 | 136 | 29 | 8 | 6 | 42 | 44 | 86 | 25 | 10 | .439 | .368 | .807 | 21 |
| | Minor League Totals | | .257 | 369 | 1368 | 205 | 351 | 63 | 21 | 15 | 129 | 140 | 286 | 59 | 30 | .366 | .340 | .706 | 62 |

OUTFIELDER

Ryan McKenna



BATS **RIGHT** THROWS **RIGHT** HEIGHT **5-11** WEIGHT **185** DOB **2/14/97** SERVICE TIME **0.000**

Ryan Shea McKenna

BORN: **Grants Pass, OR** RESIDES: **Berwick, ME**
 OPENING DAY AGE: **22** COLLEGE:
 ACQUIRED: **Selected by Baltimore in the 4th round of the 2015 draft**

@ry_mac35

@ry_mac35

FIRST MLB HIT:
 FIRST MLB HOME RUN:

CAREER HIGHS

| HITS | RBI | RUNS | HOME RUNS |
|------------------------------------|-------------------------------|------------------------------------|---------------------------------|
| 4, 9x, last: 10/31/18 @ Salt River | 4, 4x, last: 5/23/18 vs Salem | 3, 7x, last: 8/15/18 vs. RIC | 2, 2x, last: 5/12/18 vs Potomac |
| STRIKEOUTS | WALKS | STOLEN BASES | HITTING STREAK |
| 4, 8/27/16 vs Hudson Valley | 2, several times | 2, 5x, last: 4/22/18 vs Wilmington | 12 games, 2x, 2018 |

PERSONAL

- Selected by Baltimore in the 4th round of the 2015 draft.
- Attended St. Thomas Aquinas High School in Dover, NH. Had committed to Liberty University before signing with Baltimore.
- Batted .551 with 31 RBI during his junior year at St. Thomas Aquinas, then followed that up by hitting .484 during his senior campaign.
- Attended Portsmouth Christian Academy (NH) during his freshman year of high school, helping PCA capture a state championship.

RANKING ON ORIOLES TOP PROSPECT LISTS ENTERING 2019

#5 - Baseball Prospectus | #7 - MLB.com | #8 - Baseball America
 Best Strike-Zone Discipline, Best Defensive OF - Baseball America

2018

- Split the season between Class-A Frederick (67 games) and Double-A Bowie (60 games), batting .315 with 11 home runs, 53 RBI and a .410 OBP between the two levels.
- His .315 average led all Orioles minor leaguers.
- Named an MiLB.com Orioles Organizational All-Star.
- Awarded High Class-A All-Star honors from *Baseball America* after hitting .377 with eight home runs, 37 RBI and a 1.023 OPS in 67 games with Frederick.
- Named Carolina League Midseason and Postseason All-Star with Frederick.
- Batted .459 (28-61) with a .529 OBP against Carolina League left-handed pitching.
- Hit .406 (26-64) with a .525 OBP with runners in scoring position while with Frederick.
- Set a career-high with a 12-game hitting streak from 5/11 - 5/24 (hit .463 during that span).
- Hit safely in 14 straight home games, 5/11 - 6/12, batting .509 (29-57) over that stretch. Also reached safely in his final 22 home games with Frederick, posting a .500 OBP.
- Belted two home runs and drove in four runs, 5/12 vs. Potomac.
- Earned Carolina League Player of the Week honors twice (6/3 and 6/17).
- Registered three different four-hit games and eight three-hit contests with Frederick.
- Batted .423 (22-52) through 16 games in June before being promoted to Bowie on 6/21.
- Hit .239 with three home runs, 16 RBI and a .341 OBP in 60 games with Bowie.
- Went 3-4 and matched a career-high with three runs scored, 8/15 vs. Richmond.
- Named an Arizona Fall League Rising Star and earned a spot on the All-Prospect Team after hitting .344 (21-61) in 17 games with the Glendale Desert Dogs.

2017

- Spent the year with Delmarva, batting .256 with seven home runs and 42 RBI in 126 games.
- Tied for 3rd in the South Atlantic League with 33 doubles.
- Registered 33 multi-hit games, including two different four-hit contests.
- Belted two home runs as part of a three-hit game, 4/9 at Greenville.
- Went 3-5 with a home run and a season-high four RBI, 8/23 vs. Hickory.
- Hit .319 (30-94) with 11 doubles and a .366 OBP in 25 games in July.
- Batted .282 with six of his seven home runs on the road.

2016

- Spent the season with Class-A Aberdeen, where he led the IronBirds in games played (62), doubles (10), walks (22) and stolen bases (17).
- Set career-high with two stolen bases in a game three times (7/26, 8/21 and 8/24).
- Ranked second on the team in runs (29), hits (53) and RBI (26).
- Recorded a career-high four hits twice (7/16 at Batavia and 7/22 at Brooklyn).
- Batted .321 (27-84) in the month of July.
- Entered the season ranked as the Orioles #25 prospect by MLB.com.

2015

- Made professional debut with the GCL Orioles, batting .265 with three RBI in 10 games.
- Did not play after 7/20 due to an injured ankle.



RYAN MCKENNA was named a Carolina League Midseason and Postseason All-Star in 2018, a year in which he led all Orioles minor leaguers with a .315 average. (Bowie Baysox)

| YR | TEAM | ORG | AVG | G | AB | R | H | 2B | 3B | HR | RBI | BB | SO | SB | CS | SLG | OBP | OPS | E |
|------|-------------------------|-----|------|-----|------|-----|-----|----|----|----|-----|-----|-----|----|----|------|------|-------|----|
| 2015 | GCL Orioles (R) | BAL | .265 | 10 | 34 | 5 | 9 | 0 | 1 | 0 | 3 | 6 | 6 | 1 | 1 | .324 | .366 | .690 | 0 |
| 2016 | Aberdeen IronBirds (A) | BAL | .241 | 62 | 220 | 29 | 53 | 10 | 1 | 1 | 26 | 22 | 59 | 17 | 6 | .309 | .320 | .629 | 3 |
| 2017 | Delmarva Shorebirds (A) | BAL | .256 | 126 | 468 | 62 | 120 | 33 | 2 | 7 | 42 | 43 | 128 | 20 | 2 | .380 | .331 | .711 | 7 |
| 2018 | Bowie Baysox (AA) | BAL | .239 | 60 | 213 | 35 | 51 | 8 | 2 | 3 | 16 | 29 | 56 | 4 | 1 | .338 | .341 | .679 | 2 |
| | Frederick Keys (A) | BAL | .377 | 67 | 257 | 60 | 97 | 18 | 2 | 8 | 37 | 37 | 45 | 5 | 6 | .556 | .467 | 1.023 | 3 |
| | Minor League Totals | | .277 | 325 | 1192 | 191 | 330 | 69 | 8 | 19 | 124 | 137 | 294 | 47 | 16 | .396 | .362 | .758 | 15 |

LEFT-HANDED PITCHER

John Means



BATS
LEFT

THROWS
LEFT

HEIGHT
6-3

WEIGHT
230

DOB
4/24/93

SERVICE TIME
0.007

John Alan Means

BORN: **Olathe, KS**
OPENING DAY AGE: **25**

RESIDES: **Olathe, KS**
COLLEGE: **West Virginia University**

ACQUIRED: **Selected by Baltimore in the 11th round of the 2014 draft**



@JMeans25



@john.means

FIRST MLB STRIKEOUT: **Mitch Moreland, 9/26/18 @ BOS**
FIRST MLB WIN:

CAREER HIGHS

STRIKEOUTS
10, 2x, last: 6/6/18 @ Columbus
RUNS ALLOWED
8, 8/4/18 @ Gwinnett

INNINGS
8.0, 7/1/17 @ Akron
EARNED RUNS ALLOWED
7, 5/5/17 @ Richmond

WALKS
4, 2x, last: 5/26/17 @ Akron
HITS ALLOWED
10, 5x, last: 6/7/17 @ Reading

HOME RUNS ALLOWED
3, 2x, last: 5/20/18 vs. Louisville
PITCHES IN A GAME
112, 7/1/17 @ Akron

PERSONAL

- Selected by Baltimore in the 11th round of the 2014 draft. Was selected by Atlanta in the 46th round of the 2011 draft but did not sign.
- Began his collegiate career at Fort Scott Junior College, playing two seasons. Fort Scott has also produced former MLB first baseman Adam LaRoche.
- Transferred to West Virginia and went 6-2 with a 3.13 ERA his junior season.
- Attended Gardner Edgerton High School (KS), where he pitched and played first base. Earned Second-Team All-State 5A honors as a senior in high school.

2018

- Split the year between Bowie and Norfolk before making his MLB debut with Baltimore.
- Opened the season in Bowie, going 1-4 with a 4.30 ERA in eight games (seven starts) before going 6-5 with a 3.48 ERA in 20 games (19 starts) with the Tides.
- Ranked among Orioles minor leaguers in strikeouts (3rd, 130) and ERA (8th, 3.72).
- Despite not joining Norfolk until 5/20, led Tides hurlers with 111.1 innings pitched.
- Finished two outs shy of qualifying among the International League leaders, where his 3.48 ERA would have ranked 8th in the circuit.
- Allowed three earned runs or less in 19 of his 20 outings with Norfolk (one start with four ER).
- Issued one walk or less in 16 of his 20 games with the Tides, including eight walkless outings.
- Matched a career-high with 10 strikeouts over a 5.0-inning start on 6/6 at Columbus.
- Turned in eight consecutive Quality Starts from 6/22 - 7/30, going 3-1 with a 2.54 ERA.
- Went 6-5 with a 2.98 ERA in 15 games (14 starts) at night with Norfolk.
- Limited International League left-handers to a .206 average (27-131).
- Pitched a complete-game shutout (7.0 innings) on 7/19 at Rochester.
- Had his contract selected by Baltimore on 9/24 and made his MLB debut on 9/26 at Boston, striking out four over 3.1 innings of relief (including Mitch Moreland for his first big league punchout).

2017

- Spent the season with Bowie, where he was 9-9 with a 4.69 ERA and 124 strikeouts.
- His 124 strikeouts led Orioles minor leaguers and ranked second in the Eastern League.
- Ranked among Orioles minor leaguers in wins (T-3rd, 9) and ERA (5th, 4.11).
- Ranked 5th among qualifying Eastern League pitchers with 7.74 strikeouts per nine IP.
- Allowed three earned runs or less in 17 of his 26 appearances.
- Won seven consecutive decisions from 6/18 - 8/16, posting a 3.03 ERA with 56 strikeouts.
- Turned in a career-high 8.0 innings, 7/1 at Akron (8.0 IP, 6 H, 0 R, 2 BB, 4 K, W).
- Posted a 1.40 ERA (4 ER, 25.2 IP) in April, holding EL batters to a .191 average.

2016

- Split the year between Frederick and Bowie, going 9-8 with a 3.70 ERA in 27 starts.
- Opened the year with Frederick, going 5-0 with a 1.80 ERA in nine starts.
- Ranked among Orioles minor leaguers in wins (T-4th, 9) and ERA (8th, 2.70).
- Allowed two earned runs or less in each of his nine outings with the Keys as he held opponents to a .228 average.
- Posted a 0.93 ERA (3 ER, 29.0 IP) with 32 strikeouts and just six walks in five home starts.
- Set a career-high with 10 strikeouts on 5/5 at Potomac.
- Promoted to Bowie on 5/25 and spent the rest of the year with the Baysox, going 4-8 with a 4.69 ERA in 18 starts.
- Earned his first Double-A victory and matched his career-high with 7.0 innings pitched on 6/8 at Portland.
- Tossed at least 5.0 innings in 14 of his 18 outings with the Baysox.

2015

- In 27 starts between Delmarva (23) and Frederick (4), he went 9-11 with a 3.91 ERA.
- Ranked among Orioles minor leaguers in strikeouts (4th, 99) and ERA (7th, 3.91).
- Ranked 2nd on the Shorebirds in wins (9), games started (23), IP (118.1) & strikeouts (89).
- Registered Delmarva's first no-hitter in 17 years in a win vs Charleston on 7/31. (W, 7.0 IP, 0 H, 1 BB, 1 HB, 6 SO). Named South Atlantic League Pitcher of the Week on 8/4.

2014

- Made 10 appearances (nine starts) in debut season with Class-A Aberdeen.
- Earned his first pro win, 8/22 vs. Lowell (5.0 IP, 5 H, 2 ER, 1 BB, 5 K).



JOHN MEANS ranked among Orioles minor leaguers in strikeouts (3rd, 130) and ERA (8th, 3.72) in 2018 after making 28 appearances (26 starts) between Bowie and Norfolk. (Scott Sears/Norfolk Tides)

| YR | TEAM | ORG | W-L | ERA | G | GS | SV | IP | H | R | ER | 2B | 3B | HR | HB | BB | SO | WP | AVG |
|------|-------------------------|-----|-------|-------|-----|-----|----|-------|-----|-----|-----|-----|----|----|----|-----|-----|----|------|
| 2014 | Aberdeen IronBirds (A) | BAL | 1-3 | 3.41 | 10 | 9 | 0 | 37.0 | 42 | 15 | 14 | 10 | 1 | 1 | 3 | 2 | 33 | 4 | .282 |
| | GCL Orioles (R) | BAL | 0-1 | 4.50 | 1 | 1 | 0 | 2.0 | 3 | 1 | 1 | 1 | 0 | 0 | 0 | 0 | 3 | 0 | .333 |
| 2015 | Frederick Keys (A) | BAL | 0-3 | 6.41 | 4 | 4 | 0 | 19.2 | 22 | 14 | 14 | 7 | 0 | 2 | 1 | 10 | 10 | 3 | .297 |
| | Delmarva Shorebirds (A) | BAL | 9-8 | 3.50 | 23 | 23 | 0 | 118.1 | 136 | 66 | 46 | 26 | 1 | 10 | 3 | 26 | 89 | 10 | .283 |
| 2016 | Bowie Baysox (AA) | BAL | 4-8 | 4.69 | 18 | 18 | 0 | 96.0 | 113 | 53 | 50 | 26 | 4 | 7 | 7 | 25 | 51 | 6 | .295 |
| | Frederick Keys (A) | BAL | 5-0 | 1.80 | 9 | 9 | 0 | 50.0 | 43 | 11 | 10 | 12 | 1 | 1 | 1 | 10 | 54 | 5 | .228 |
| 2017 | Bowie Baysox (AA) | BAL | 9-9 | 4.11 | 26 | 24 | 0 | 142.1 | 158 | 77 | 65 | 34 | 1 | 16 | 6 | 36 | 124 | 12 | .274 |
| 2018 | BALTIMORE ORIOLES (AL) | BAL | 0-0 | 13.50 | 1 | 0 | 0 | 3.1 | 6 | 5 | 5 | 3 | 0 | 1 | 0 | 0 | 4 | 0 | .375 |
| | Bowie Baysox (AA) | BAL | 1-4 | 4.30 | 8 | 7 | 0 | 46.0 | 43 | 27 | 22 | 3 | 0 | 6 | 0 | 13 | 41 | 4 | .246 |
| | NORFOLK TIDES (AAA) | BAL | 6-5 | 3.48 | 20 | 19 | 0 | 111.1 | 123 | 50 | 43 | 23 | 2 | 9 | 5 | 19 | 89 | 2 | .277 |
| | Minor League Totals | | 35-41 | 3.83 | 119 | 114 | 0 | 622.2 | 683 | 314 | 265 | 142 | 10 | 52 | 26 | 141 | 494 | 46 | .275 |
| | Major League Totals | | 0-0 | 13.50 | 1 | 0 | 0 | 3.1 | 6 | 5 | 5 | 3 | 0 | 1 | 0 | 0 | 4 | 0 | .375 |

INFIELDER

Sean Miller

BATS
RIGHTTHROWS
RIGHTHEIGHT
5-11WEIGHT
175DOB
10/10/94SERVICE TIME
0.000

Sean Patrick Miller

BORN: Crofton, MD

OPENING DAY AGE: 24

ACQUIRED: Signed by Baltimore as a minor league free agent, 12/16/18.

RESIDES: Crofton, MD

COLLEGE: University of South Carolina Aiken



@sean_miller10



@seanmiller10

FIRST MLB HIT:

FIRST MLB HOME RUN:

CAREER HIGHS

HITS

5, 8/24/15 vs Peoria

RBI

4, 2x, last: 7/6/16 vs Wisconsin

RUNS

4, 8/24/15 vs Peoria

HOME RUNS

1, 7x, last: 4/18/18 vs Jacksonville

STRIKEOUTS

4, 4/10/17 @ Tampa

WALKS

2, 3x, last: 5/1/17 vs Daytona

STOLEN BASES

1, several times

HITTING STREAK

14 games, 2016

PERSONAL

- ◆ Signed by Baltimore as a minor league free agent, 12/16/18.
- ◆ Originally selected by Minnesota in the 4th round of the 2015.
- ◆ Attended Division II University of South Carolina Aiken, where he was named Second-Team All-Peach Belt Conference during his senior campaign after batting .326.
- ◆ South Carolina Aiken is the same school that produced current O's farmhand Taylor Grover.
- ◆ His father, Steve, played professional baseball as an infielder in the San Francisco Giants and San Diego Padres organizations from 1983-1987.
- ◆ Attended Archbishop Spalding High School (MD), which is located about 25 minutes from Camden Yards. Archbishop Spalding counts the NBA's Rudy Gay among its notable alumni.

2018

- ◆ Spent the majority of the season with Double-A Chattanooga in the Twins system, batting .220 with a home run and eight RBI in 46 games.
- ◆ Appeared in 10 games with Triple-A Rochester in May before rejoining Chattanooga on 5/25.
- ◆ Registered first Triple-A hit in his debut, 5/1 at Pawtucket.
- ◆ Had a nine-game hitting streak from 5/31-6/9, batting .419 (13-31) during that stretch.
- ◆ Went 3-3 with three doubles on 6/8 at Montgomery.
- ◆ Scored a season-high three runs on 6/13 at Birmingham, going 3-4 with a walk.
- ◆ Suspended 50 games for a violation of the minor league drug program, 7/7.

2017

- ◆ Played the entire season with Class-A Fort Myers in the Twins organization, hitting .262 with two home runs and 38 RBI over 122 games.
- ◆ Made first career start as an outfielder on opening day in center field and made three appearances in center field during the season.
- ◆ Posted a .313 (30-96) batting average in the month of July.
- ◆ Recorded a season-high four hits in a 17-1 Fort Myers victory over Charlotte on 5/26.
- ◆ Hit .280 against opposing right-handed pitchers and .297 in 61 home games.
- ◆ Matched career-high with 17 doubles on the season (also accomplished in 2016).

2016

- ◆ Began season with Class-A Cedar Rapids and played the majority of the season there, hitting .263 with four home runs and 50 RBI in 90 games.
- ◆ Assigned to Class-A Fort Myers on 5/4 and played four games with the Miracle before being reassigned to Cedar Rapids on 5/11.
- ◆ His four home runs with Cedar Rapids were the first home runs of his career.
- ◆ Hit safely in a career-high 14 consecutive games from 5/19-6/1, batting .383 (23-60).
- ◆ Drove in 50 runs, recorded 17 doubles and hit four triples on the season, all career-highs.
- ◆ Posted a .361 (26-72) batting average in the month of May.
- ◆ Went 3-6 with a double, home run and a season-high four RBI on 7/6 vs Wisconsin.
- ◆ Assigned to Fort Myers again on 8/16 and played the final 14 games of the season there.

2015

- ◆ Played 11 games with the Rookie-level Elizabethton Twins to start professional career before being called up to Class-A Cedar Rapids on 7/11.
- ◆ Registered a triple for his first career pro hit, 6/23 at Bluefield.
- ◆ Batted .342 (13-38) in first 10 games with Cedar Rapids.
- ◆ Hit .284 in 26 games on the season with Cedar Rapids.
- ◆ Recorded a career-highs in hits (five) and runs scored (four) on 8/24 vs Peoria, going 5-6 on the day with one walk and one RBI.



SEAN MILLER attended Archbishop Spalding High School in Severn, MD, just 25 minutes from Oriole Park at Camden Yards. (Chattanooga Lookouts)

| YR | TEAM | ORG | AVG | G | AB | R | H | 2B | 3B | HR | RBI | BB | SO | SB | CS | SLG | OBP | OPS | E |
|------|---------------------------|-----|------|-----|------|-----|-----|----|----|----|-----|----|-----|----|----|------|------|------|----|
| 2015 | Cedar Rapids Kernels (A) | MIN | .284 | 26 | 102 | 13 | 29 | 4 | 0 | 0 | 5 | 4 | 15 | 1 | 0 | .324 | .311 | .635 | 5 |
| | Elizabethton Twins (R) | MIN | .209 | 11 | 43 | 4 | 9 | 0 | 1 | 0 | 1 | 2 | 7 | 0 | 2 | .256 | .261 | .517 | 0 |
| 2016 | Cedar Rapids Kernels (A) | MIN | .263 | 90 | 361 | 48 | 95 | 17 | 4 | 4 | 50 | 10 | 56 | 7 | 5 | .366 | .287 | .653 | 9 |
| | Fort Myers Miracle (A) | MIN | .186 | 18 | 59 | 7 | 11 | 3 | 0 | 0 | 5 | 1 | 12 | 1 | 1 | .237 | .210 | .447 | 4 |
| 2017 | Fort Myers Miracle (A) | MIN | .262 | 122 | 451 | 51 | 118 | 17 | 2 | 2 | 38 | 23 | 81 | 3 | 7 | .322 | .299 | .621 | 10 |
| 2018 | Chattanooga Lookouts (AA) | MIN | .220 | 46 | 150 | 20 | 33 | 5 | 0 | 1 | 8 | 10 | 36 | 1 | 0 | .273 | .278 | .551 | 7 |
| | Rochester Red Wings (AAA) | MIN | .091 | 10 | 33 | 0 | 3 | 0 | 0 | 0 | 1 | 1 | 8 | 0 | 0 | .091 | .118 | .209 | 0 |
| | Minor League Totals | | .249 | 323 | 1199 | 143 | 298 | 46 | 7 | 7 | 108 | 51 | 215 | 13 | 15 | .316 | .283 | .599 | 35 |

INFIELDER

Ryan Mountcastle



BATS
RIGHT

THROWS
RIGHT

HEIGHT
6-3

WEIGHT
185

DOB
2/18/97

SERVICE TIME
0.000

Ryan Lee Mountcastle

BORN: **Winter Springs, FL**

OPENING DAY AGE: **22**

ACQUIRED: **Selected by Baltimore in the 1st round (36th overall) of the 2015 draft**

FIRST MLB HIT:

FIRST MLB HOME RUN:

RESIDES: **Winter Springs, FL**

COLLEGE:



@RyanMountcastle



@ryanmountcastle

CAREER HIGHS

HITS
5, 2x, last: 7/13/17 @ Buies Creek

RBI
4, 4x, last: 5/22/18 vs. Altoona

RUNS
4, 5/26/17 vs. Buies Creek

HOME RUNS
3, 5/26/17 vs. Buies Creek

STRIKEOUTS

4, 8/28/18 @ Akron

WALKS

2, 6x, last: 6/26/18 vs. Akron

STOLEN BASES

2, 4/19/16 vs. Greensboro

HITTING STREAK

13 games, 2018

PERSONAL

- Selected by Baltimore in the 1st round (36th overall) of the 2015 draft.
- Attended Paul J. Hagerty High School (FL), where he hit .500 with two home runs and 22 stolen bases as a high school senior. Had committed to the University of Central Florida before signing with the Orioles.
- Paul J. Hagerty HS has also produced NFL QB Jeff Driskel and current Phillies RHP Zach Eflin.

RANKING ON ORIOLES TOP PROSPECT LISTS ENTERING 2019

#2 - MLB.com | #2 - Baseball Prospectus | #3 - Baseball America

RANKING ON NATIONAL TOP 100 LISTS ENTERING 2019

#51 - Baseball Prospectus | #71 - MLB.com | #90 - Baseball America

2018

- Entered the season as the #2 prospect in the Orioles organization according to MLB.com.
- Rated as a Top 100 Prospect entering 2018 by *Baseball Prospectus* (#65), *Baseball America* (#71) and MLB.com (#98).
- Spent the season with Bowie, hitting .297 with 13 home runs and 59 RBI in 102 games.
- Named Eastern League Midseason All-Star and an Orioles Organization All-Star by MiLB.com.
- Selected to play in the MLB Futures Game, played at Nationals Park in Washington, DC.
- His .297 average ranked 4th among O's minor leaguers and 7th in the Eastern League.
- Opened the year on Bowie's disabled list with a hairline fracture in his right hand after being hit by a pitch during a minor league spring training game. First game played was 5/10.
- Batted .315 against Eastern League right-handers.
- Registered a career-high 13-game hitting streak from 6/27 - 7/12, batting .345 (19-55).
- Hit .311 with six home runs and 33 RBI in 53 home contests.
- Matched his career-high with four RBI, 5/22 vs. Altoona.
- Went 4-4 with a triple and two runs batted in, 6/23 at Richmond.

2017

- Split season between Frederick and Bowie, hitting .287 with 18 home runs and 62 RBI.
- Named a Carolina League Midseason and Postseason All-Star with Frederick after hitting .314 with 15 home runs and 47 RBI in 88 games.
- Led all of MiLB with 48 doubles and ranked 4th in MiLB with 67 extra-base hits.
- His .287 average ranked 9th among Orioles minor leaguers.
- Named MiLB.com Orioles Organization All-Star and a Baseball America High Class-A All-Star.
- Ranked among Carolina League leaders in average (1st, .314), extra-base hits (1st, 51), slugging % (1st, .542), doubles (T-2nd, 35), total bases (4th, 195) and HR/AB ratio (5th, 1/24.0).
- Went 4-4 with three solo home runs and four runs scored, 5/26 vs. Buies Creek; was the second Frederick player to ever homer three times in a game, following Austin Hays, who accomplished the feat just two days prior.

2017

- Hit .376 (41-109) against Carolina League left-handed pitching.
- Promoted to Double-A Bowie on 7/20 and spent the remainder of the season there.
- Matched his career-high with four runs batted in, 7/20 vs. Trenton.
- Named to the Arizona Fall League Rising Stars Team after playing for Salt River.
- Ranked as the #2 prospect in the Orioles system after the season by Baseball America.

2016

- Spent year with Delmarva, where he hit .281 with 10 home runs and 51 RBI in 115 games.
- His .281 average ranked 11th in the South Atlantic League.
- At 19 years old, was 2.4 years younger than the average South Atlantic League player.
- Named an MiLB.com Orioles Organization All-Star.
- Recorded more multi-hit games (38) than hitless games (37).
- Had a career-high five hits and three runs scored on 6/6 at West Virginia. Was one of just 13 five-hit games in the South Atlantic League in 2016.
- Named the South Atlantic League Player of the Week on 6/13.
- Set a career-high with four RBI on 6/29 vs. Greensboro (2-3, 2B, R, 4 RBI).
- Went 4-4 with a run scored and an RBI, 5/7 at Asheville.
- Had a 10-game hitting streak from 8/5-16, over which he hit .300 (12-40).
- Batted .379 (44-116) with a .425 on-base percentage against left-handed pitching.

2015

- Made his professional debut with the GCL Orioles on 6/26 vs the GCL Rays and collected his first professional hit, going 2-4.
- Rated as the Best Athlete in the Orioles organization according to Baseball America.
- After the season, was rated as the No. 15 prospect in the GCL by Baseball America.
- Named a an Orioles Organizational All-Star by MLB.com.
- Named the Organizational Player of the Month for June after batting .348 (31-89).



RYAN MOUNTCASTLE has been named an Orioles Organizational All-Star by MiLB.com in every season since being drafted by Baltimore in the 2015 draft. (Terrance Williams/MiLB.com)

| YR | TEAM | ORG | AVG | G | AB | R | H | 2B | 3B | HR | RBI | BB | SO | SB | CS | SLG | OBP | OPS | E |
|------|-------------------------|-----|------|-----|------|-----|-----|-----|----|----|-----|----|-----|----|----|------|------|------|----|
| 2015 | Aberdeen IronBirds (A) | BAL | .212 | 10 | 33 | 2 | 7 | 0 | 0 | 1 | 5 | 0 | 10 | 0 | 1 | .303 | .206 | .509 | 1 |
| | GCL Orioles (R) | BAL | .313 | 43 | 163 | 21 | 51 | 7 | 0 | 3 | 14 | 9 | 36 | 10 | 4 | .411 | .349 | .760 | 10 |
| 2016 | Delmarva Shorebirds (A) | BAL | .281 | 115 | 455 | 53 | 128 | 28 | 4 | 10 | 51 | 25 | 95 | 5 | 4 | .426 | .319 | .745 | 21 |
| 2017 | Bowie Baysox (AA) | BAL | .222 | 39 | 153 | 18 | 34 | 13 | 0 | 3 | 15 | 3 | 35 | 0 | 0 | .366 | .239 | .605 | 6 |
| | Frederick Keys (A) | BAL | .314 | 88 | 360 | 63 | 113 | 35 | 1 | 15 | 47 | 14 | 61 | 8 | 2 | .542 | .343 | .885 | 13 |
| 2018 | Bowie Baysox (AA) | BAL | .297 | 102 | 394 | 63 | 117 | 19 | 4 | 13 | 59 | 26 | 79 | 2 | 0 | .464 | .341 | .805 | 16 |
| | Minor League Totals | | .289 | 397 | 1558 | 220 | 450 | 102 | 9 | 45 | 191 | 77 | 316 | 25 | 11 | .453 | .323 | .776 | 67 |

OUTFIELDER

Cedric Mullins

BATS
BOTHTHROWS
RIGHTHEIGHT
5-8WEIGHT
175DOB
10/1/94SERVICE TIME
0.052

Boyce Cedric Mullins

BORN: Greensboro, NC

RESIDES: Snellville, GA

OPENING DAY AGE: 24

COLLEGE:

ACQUIRED: Selected by Baltimore in the 13th round of the 2015 draft



@cedmull30



@cedric_mullins

FIRST MLB HIT: Double off of Nathan Eovaldi, 8/10/18 vs. BOS (First MLB At-Bat)

FIRST MLB HOME RUN: Solo HR off of Neil Ramirez, 8/18/18 @ CLE

CAREER HIGHS

HITS

4, 7x, last: 9/16/18 vs. Chicago-AL

RBI

4, 5/20/18 @ Trenton

RUNS

4, 4x, last: 6/22/18 @ Louisville

HOME RUNS

1, several times

STRIKEOUTS

4, 5/25/16 @ Greensboro

WALKS

2, several times

STOLEN BASES

2, 4x, last: 8/4/18 @ Gwinnett

HITTING STREAK

19 games, 2016

PERSONAL

- Selected by Baltimore in the 13th round of the 2015 draft.
- Attended Campbell University, where he was named Second Team Atlantic All-Region by the ABCA and Second Team All-Big South after his 2015 campaign.
- Campbell University has also produced Hall of Fame pitcher Gaylord Perry, who ranks 8th all-time with 3,534 strikeouts.
- Attended junior college at Louisburg College in North Carolina prior to Campbell.
- Graduated from Brookwood High School (GA), where he was a First Team All-County center fielder his senior year. Was a high school teammate of current Reds RHP Lucas Sims. Brookwood HS counts longtime NFL placekicker Jason Elam among its notable alumni.

2018

- Ranked by MLB.com as the #7 prospect in the Orioles organization entering the season. Also rated by Baseball America as the Fastest Baserunner and Best Athlete in the O's system.
- Split the year between Bowie and Norfolk, hitting .289 with 12 home runs, 29 doubles and 21 stolen bases in 109 minor league games before receiving a promotion to Baltimore.
- Named Orioles Brooks Robinson Minor League Player of the Year.
- Named an Orioles Organizational All-Star by MLB.com.
- Named a Double-A All-Star by Baseball America after hitting .313 with six home runs, 29 RBI and 12 doubles in 49 games with Bowie.
- Homered and drove in a career-high four RBI, 5/20 at Trenton.
- Named EL Player of the Week on 5/27 - then recorded four hits that night at Binghamton.
- Hit safely in 38 of his 49 games with Bowie before being promoted to Norfolk on 6/1.
- Batted .269 with six home runs, 17 doubles, 19 RBI and 41 runs in 60 games with Norfolk.
- Four of his six home runs with the Tides came as the leadoff batter in a game.
- Made a diving catch on 7/25 that ranked as the #4 play on SportsCenter's Top 10 Plays.
- Was a perfect 12-12 in stolen base attempts for Norfolk, leading the team.
- Matched a career-high with four runs in a game, 6/22 at Louisville.
- Registered a 15-game hitting streak from 6/27 - 7/15, the longest by a Tide in 2018.
- Had contract selected by Baltimore on 8/10 and made his MLB debut that night vs. Boston, going 3-4 with two doubles, two RBI, a walk and three runs. Was the first player in Orioles history to record three hits in their MLB debut, and was the second player in O's history to record at least two hits, two runs and two RBI in their debut (Brent Bowers, 1996).
- Hit first MLB home run on 8/18 at Cleveland, a solo shot off of Neil Ramirez.
- Went 4-5 with a double, RBI and his first career stolen base, 9/16 vs. CWS.
- Hit his first MLB leadoff home run on 8/31 at Kansas City. Belted another leadoff home run on 9/18 vs. Toronto - his first career home run at Camden Yards.
- Recorded a hit in 26 of 44 games in which he had an at-bat for the Orioles.
- At the time of his promotion to Baltimore (8/10), his 127 hits ranked 2nd among Orioles minor leaguers (behind Ryan McKenna's 135 hits).

2017

- Spent the year with Bowie, hitting .265 with 13 home runs and 37 RBI in 76 games.
- Opened the season with four hits - including a home run, triple, two RBI and four runs scored - on Opening Night at Akron.
- Started the year with a 10-game hitting streak, over which he batted .455 (20-44).
- Named Eastern League Player of the Week on 4/16.
- Had two disabled list stints with hamstring injuries: 4/21-6/4, 7/6-7/23.
- Batted .318 (55-173) with 13 doubles, eight home runs and 24 RBI before the All-Star break.
- Hit a game-tying homer with two outs in the bottom of the ninth inning, 8/22 vs Reading.
- Batted .455 with a double, home run and RBI in three postseason games for the Baysox.
- Rated by Baseball America as the No. 9 prospect in the Orioles system after the season.

2016

- Played the season with Delmarva, hitting .273 with 14 home runs and 55 runs batted in.
- Named an Orioles Organizational All-Star by MLB.com.
- Hit safely in a career-high 19 straight games from 7/24 to 8/19.
- Led the team with 30 stolen bases.
- Finished 3rd in the South Atlantic League in hits (141), doubles (37) and runs scored (79) while finishing 2nd in at-bats (517), extra-base hits (61), and triples (10).
- Named South Atlantic League Batter of the Week for the week of 8/29 to 9/4.

2015

- Started his pro career with Aberdeen where he appeared in 68 games for the Ironbirds.
- Went 2-3 with a double, walk, RBI and run scored in his pro debut, 6/19 vs Hudson Valley.
- Stole 17 bases and was caught stealing four times.



CEDRIC MULLINS was named the Orioles Brooks Robinson Minor League Player of the Year in 2018 after hitting .289 with 12 home runs, 29 doubles, 21 steals and 77 runs scored. (Scott Sears/Norfolk Tides)

| YR | TEAM | ORG | AVG | G | AB | R | H | 2B | 3B | HR | RBI | BB | SO | SB | CS | SLG | OBP | OPS | E |
|------|-------------------------|-----|------|-----|------|-----|-----|-----|----|----|-----|-----|-----|----|----|------|------|------|---|
| 2015 | Aberdeen IronBirds (A) | BAL | .264 | 68 | 277 | 34 | 73 | 15 | 5 | 2 | 32 | 22 | 33 | 17 | 4 | .375 | .333 | .708 | 1 |
| 2016 | Delmarva Shorebirds (A) | BAL | .273 | 124 | 517 | 79 | 141 | 37 | 10 | 14 | 55 | 37 | 101 | 30 | 6 | .464 | .321 | .785 | 4 |
| 2017 | Bowie Baysox (AA) | BAL | .265 | 76 | 309 | 53 | 82 | 19 | 1 | 13 | 37 | 27 | 58 | 9 | 7 | .460 | .319 | .779 | 0 |
| 2018 | BALTIMORE ORIOLES (AL) | BAL | .235 | 45 | 170 | 23 | 40 | 9 | 0 | 4 | 11 | 17 | 37 | 2 | 3 | .359 | .312 | .671 | 1 |
| | Bowie Baysox (AA) | BAL | .313 | 49 | 201 | 36 | 63 | 12 | 5 | 6 | 28 | 15 | 28 | 9 | 1 | .512 | .362 | .874 | 3 |
| | NORFOLK TIDES (AAA) | BAL | .269 | 60 | 242 | 41 | 65 | 17 | 3 | 6 | 19 | 22 | 39 | 12 | 0 | .438 | .333 | .771 | 1 |
| | Minor League Totals | | .274 | 377 | 1546 | 243 | 424 | 100 | 24 | 41 | 171 | 123 | 259 | 77 | 18 | .450 | .330 | .780 | 9 |
| | Major League Totals | | .235 | 45 | 170 | 23 | 40 | 9 | 0 | 4 | 11 | 17 | 37 | 2 | 3 | .359 | .312 | .671 | 1 |

INFIELDER

Renato Núñez



BATS
RIGHT

THROWS
RIGHT

HEIGHT
6-1

WEIGHT
220

DOB
4/4/94

SERVICE TIME
0.167

Renato Rafael Núñez (reh-NAH-toe noon-YEZ)

BORN: **Valencia, VZ**

OPENING DAY AGE: **25**

ACQUIRED: **Claimed by Baltimore off of waivers from Texas, 5/13/18**

RESIDES: **Valencia, VZ**

COLLEGE:



@renato44nunez



@renatonunez44

FIRST MLB HIT: **Single off of Cole Hamels, 9/16/16 @ TEX**

FIRST MLB HOME RUN: **Three-run HR off of Martin Pérez, 9/29/17 @ TEX**

CAREER HIGHS

HITS
5, 3x, last: 6/22/18 @ Louisville

RBI
6, 2x, last: 9/5/15 @ Frisco

RUNS
4, 2x, last: 5/12/13 vs Cedar Rapids

HOME RUNS
2, 5x, last: 7/6/17 @ Colorado Springs

STRIKEOUTS
4, 8/25/13 vs Clinton

WALKS
4, 5/25/18 @ Toledo

STOLEN BASES
2, 6/29/12 @ AZL Brewers

HITTING STREAK
15 games, 2014

PERSONAL

- ◆ Claimed by Baltimore off of waivers from the Texas Rangers, 5/13/18.
- ◆ Originally signed as a non-drafted free agent by the Oakland Athletics, 7/2/10.
- ◆ His birthplace of Valencia, Venezuela has produced 36 MLB players, including Felix Hernandez, former Tide Endy Chavez and fellow Orioles farmhand Carlos Pérez.

2018

- ◆ Split the season between three organizations, including Oakland, Texas and Baltimore.
- ◆ Hit .357 (10-28) in first seven games of the season with Triple-A Nashville (Oakland).
- ◆ Claimed off waivers by the Texas Rangers on 4/15 and assigned to the MLB club.
- ◆ Played 13 games for the Rangers before being designated for assignment on 5/11.
- ◆ Claimed off waivers by Baltimore, 5/13 and assigned to Norfolk.
- ◆ Made Norfolk debut on 5/16 vs. Indianapolis, going 2-4 with a double and three RBI, including a walk-off single in the 9th inning of Norfolk's 4-3 victory.
- ◆ Drew a career-high four walks, 5/25 at Toledo.
- ◆ Matched a career-high with five hits, 6/22 at Louisville (5-6, 2 R, 2B, 2 RBI).
- ◆ Batted .289 with five home runs and 25 RBI in 56 games for the Tides before being promoted to the Orioles on 7/20.
- ◆ Went 1-4 with a double and a run scored in O's debut, 7/20 at Toronto.
- ◆ Hit .275 in 60 games with the Orioles, primarily as a third baseman.
- ◆ In 16 day games with Baltimore, hit .364 (20-55).
- ◆ Hit .313 (25-80) in 25 September games to finish the season.

2017

- ◆ Spent the entire regular season with Triple-A Nashville in the Athletics organization.
- ◆ Named to the Pacific Coast League Postseason All-Star Team after hitting .249 with a career-high 32 home runs and 78 RBI in 126 games.
- ◆ Named MiLB.com Athletics Organization All-Star and Pacific Coast League Midseason All-Star.
- ◆ Named Triple-A All-Star Game Top Star, lifting the PCL All-Stars to a 6-4 victory with a three-run home run in the fourth inning.
- ◆ Ranked second among PCL batters in home runs (32) and fourth in extra-base hits (61).
- ◆ Ranked 2nd on the Sounds in doubles (27) and 3rd in hits (118).
- ◆ Went 3-5 with a career-high two home runs, 7/6 at Colorado Springs.
- ◆ Hit first MLB home run, 9/29 at Texas (three-run shot off of Martin Perez).

2016

- ◆ Spent the entire season with Triple-A Nashville (128 games) before earning a September call-up and making his MLB debut with Oakland, 9/12 at Kansas City.
- ◆ Ranked fifth in the Pacific Coast League in at bats (505), tied for sixth in home runs (23) and tied for 10th in RBI (75).
- ◆ Ranked second in the A's farm system in home runs, fifth in RBI and seventh in extra base hits (45) and total bases (208).
- ◆ At the age of 22 years, 161 days, became the youngest non-pitcher to play for the A's since Aaron Cunningham on Sept. 27, 2008 (22 years, 156 days).
- ◆ Recorded first MLB hit - a single off of Cole Hamels - 9/16 at Texas.

2015

- ◆ Made Double-A debut at Midland and spent the entire season with the RockHounds, batting .278 with 18 home runs and 61 RBI in 93 games.
- ◆ Despite two stints on the disabled list that caused him to miss more than five weeks, he tied for second in the Texas League in home runs (18), ranked third in slugging (.480) and tied for 10th in extra base hits (41).
- ◆ Went 5-7 with a home run, double and a career-high six RBI, 9/5 at Frisco.
- ◆ Rated as Oakland's #4 prospect by *Baseball America* following the season.

2014

- ◆ Named to the California League Postseason All-Star team after batting .279 with 29 home runs and 96 RBI in 124 games for Class-A Stockton.
- ◆ His 29 home runs and RBI tied for 4th in the California League.
- ◆ Had a career-high 15-game hitting streak from 5/2 - 5/18 (19-64, .297 average).
- ◆ Named California League Player of the Week for the week of 6/23 - 6/29 after going 14-31 (.452) with nine runs, four doubles, five home runs and nine RBI in six games.
- ◆ Was awarded a Futures Game selection and Postseason All-Star honors.

OTHER NOTES

- ◆ Honored as Midwest League and MiLB.com Organization All-Star with Class-A Beloit (2013).
- ◆ Named Postseason All-Star in 2012 with the AZL Athletics after hitting .325 in 42 games.
- ◆ Ranked eighth in the Arizona League in batting and tied for second in RBI with 42 (2012).
- ◆ Was a double shy of hitting for the cycle, 7/13/12, going 3-6 with a season-high five RBI.
- ◆ Made professional debut at the age of 17 with the DSL Athletics, 5/28/11.

| YR | TEAM | ORG | AVG | G | AB | R | H | 2B | 3B | HR | RBI | BB | SO | SB | CS | SLG | OBP | OPS | E |
|------|-------------------------|-----|------|-----|------|-----|-----|-----|----|-----|-----|-----|-----|----|----|------|------|------|-----|
| 2011 | DSL Athletics (R) | OAK | .268 | 53 | 194 | 20 | 52 | 12 | 0 | 5 | 28 | 6 | 42 | 1 | 2 | .407 | .301 | .708 | 30 |
| 2012 | AZL Athletics (R) | OAK | .325 | 42 | 160 | 31 | 52 | 18 | 3 | 4 | 42 | 17 | 32 | 4 | 0 | .550 | .403 | .953 | 7 |
| 2013 | Beloit Snappers (A) | OAK | .258 | 128 | 508 | 69 | 131 | 27 | 0 | 19 | 85 | 28 | 136 | 2 | 2 | .423 | .301 | .724 | 40 |
| 2014 | Stockton Ports (A) | OAK | .279 | 124 | 509 | 75 | 142 | 28 | 3 | 29 | 96 | 34 | 113 | 2 | 0 | .517 | .336 | .853 | 15 |
| 2015 | Midland RockHounds (AA) | OAK | .278 | 93 | 381 | 62 | 106 | 23 | 0 | 18 | 61 | 28 | 66 | 1 | 0 | .480 | .332 | .812 | 14 |
| 2016 | OAKLAND ATHLETICS (AL) | OAK | .133 | 9 | 15 | 0 | 2 | 0 | 0 | 0 | 1 | 0 | 3 | 0 | 0 | .133 | .133 | .266 | N/A |
| | Nashville Sounds (AAA) | OAK | .228 | 128 | 505 | 61 | 115 | 20 | 2 | 23 | 75 | 31 | 119 | 2 | 0 | .412 | .278 | .690 | 22 |
| 2017 | OAKLAND ATHLETICS (AL) | OAK | .200 | 8 | 15 | 1 | 3 | 0 | 0 | 1 | 3 | 1 | 8 | 0 | 0 | .400 | .250 | .650 | 0 |
| | Nashville Sounds (AAA) | OAK | .249 | 126 | 473 | 74 | 118 | 27 | 2 | 32 | 78 | 47 | 141 | 2 | 1 | .518 | .319 | .837 | 11 |
| 2018 | BALTIMORE ORIOLES (AL) | BAL | .275 | 60 | 200 | 26 | 55 | 13 | 0 | 7 | 20 | 16 | 50 | 0 | 0 | .445 | .336 | .781 | 7 |
| | TEXAS RANGERS (AL) | TEX | .167 | 13 | 36 | 2 | 6 | 1 | 0 | 1 | 2 | 3 | 12 | 0 | 0 | .278 | .244 | .522 | 5 |
| | Nashville Sounds (AAA) | OAK | .357 | 7 | 28 | 3 | 10 | 0 | 0 | 0 | 4 | 2 | 6 | 0 | 0 | .357 | .400 | .757 | 2 |
| | NORFOLK TIDES (AAA) | BAL | .289 | 56 | 201 | 25 | 58 | 14 | 1 | 5 | 25 | 23 | 49 | 1 | 0 | .443 | .361 | .804 | 5 |
| | Minor League Totals | | .265 | 757 | 2959 | 420 | 784 | 169 | 11 | 135 | 494 | 216 | 704 | 15 | 5 | .466 | .321 | .788 | 146 |
| | Major League Totals | | .248 | 90 | 266 | 29 | 66 | 14 | 0 | 9 | 26 | 20 | 73 | 0 | 0 | .402 | .308 | .710 | 12 |

RIGHT-HANDED PITCHER

Luis Ortiz



BATS
RIGHT

THROWS
RIGHT

HEIGHT
6-3

WEIGHT
230

DOB
9/22/95

SERVICE TIME
0.027

Luis Francisco Ortiz

BORN: Sanger, CA
OPENING DAY AGE: 23

RESIDES: Sanger, CA
COLLEGE:

ACQUIRED: Trade with Milwaukee, along with IF Jonathan Villar and IF Jean Carmona, in exchange for IF Jonathan Schoop, 7/31/18

FIRST MLB STRIKEOUT:
FIRST MLB WIN:



CAREER HIGHS

STRIKEOUTS

10, 4/17/18 @ Mobile

RUNS ALLOWED

9, 8/7/18 vs DSL Brewers

INNINGS

7.0, 7/25/17 @ Pensacola

EARNED RUNS ALLOWED

8, 8/7/18 vs DSL Brewers

WALKS

5, 7/13/17 vs Birmingham

HITS ALLOWED

10, 2x, last: 7/25/18 @ DSL Phillies White

HOME RUNS ALLOWED

3, 2x, last: 9/1/18 @ Durham

PITCHES IN A GAME

95, 4/17/18 @ Mobile

PERSONAL

- ◆ Acquired by Baltimore from the Milwaukee Brewers, along with IF Jonathan Villar and IF Jean Carmona, in exchange for IF Jonathan Schoop, 7/31/18.
- ◆ Originally drafted by the Texas Rangers in the 1st round (30th overall) of the 2014 draft.
- ◆ Was committed to play at Fresno State before signing with Texas out of high school.
- ◆ Traded by Texas to Milwaukee, along with OF Lewis Brinson and OF Ryan Cordell, in exchange for C Jonathan Lucroy and RHP Jeremy Jeffress, 8/1/16.
- ◆ Attended Sanger Union High School (CA), where he posted a 1.04 ERA with 72 strikeouts in 43.2 innings as a senior.
- ◆ Won a gold medal as the closer for the 18-and-under USA Baseball national team in 2013.

RANKING ON ORIOLES TOP PROSPECT LISTS ENTERING 2019

#9 - Baseball Prospectus | #13 - Baseball America | #19 - MLB.com

2018

- ◆ Started the season in the Brewers organization with Double-A Biloxi, where he went 3-4 with a 3.71 ERA in 16 games (11 starts).
- ◆ Opened the year rated as the #4 prospect in the Brewers system by Baseball America.
- ◆ Earned an MLB Futures Game selection. Threw one pitch in the contest, getting OF Yusniel Díaz (who would later be acquired by Baltimore as part of a package for IF Manny Machado) to ground out to end the contest as Team USA won 10-6.
- ◆ Struck out a career-high 10 batters and threw a career-high 95 pitches, 4/17 at Mobile.
- ◆ Limited Southern League batters to a .240 average with Biloxi.
- ◆ Allowed three earned runs or less in 14 of his 16 appearances with the Shuckers.
- ◆ Went 2-1 with a 2.74 ERA, 18 strikeouts and just two walks in five starts for Biloxi in July.
- ◆ Acquired by Baltimore on 7/31 and joined Norfolk on 8/3. When he joined the Tides he was the youngest player on Norfolk's roster (22) and was the #7 prospect in the O's system.
- ◆ Earned his first Triple-A victory on 8/10 vs. Columbus after allowing one run over 6.0 IP.
- ◆ Allowed three earned runs or less in each of his first five starts with Norfolk.
- ◆ Had his contract selected by Baltimore on 9/4 and made his MLB debut on 9/7 at Tampa Bay. Made his first big league start on 9/14 vs. the Chicago White Sox.

2017

- ◆ Opened the year rated as the #3 prospect in the Brewers system by Baseball America.
- ◆ Spent the season with Double-A Biloxi, going 4-7 with a 4.01 ERA in 22 games (20 starts).
- ◆ Held Southern League hitters to a .227 batting average, with right-handers hitting .206.
- ◆ Posted a 3.02 ERA with a .189 average against in 11 starts during the first half of the season.

2017

- ◆ Had two starts without allowing a hit: 4/15 vs. Pensacola (5.0 IP) and 5/16 vs. Mississippi (5.0 IP).
- ◆ Registered as many strikeouts (79) as hits allowed (79) over 94.1 IP.
- ◆ Set a career-high with 7.0 innings pitched in a win at Pensacola, 7/25.
- ◆ Picked up a complete game shutout (6.0 IP) in a rain-shortened win vs. Mobile, 7/2.

2016

- ◆ Opened the year rated as the #4 prospect in the Rangers system by Baseball America.
- ◆ Began the season with Class-A High Desert, posting a 2.60 ERA in seven games (six starts) with the Mavericks before being promoted to Double-A Frisco on 5/20.
- ◆ Appeared in nine games (eight starts) with the RoughRiders, going 1-4 with a 4.08 ERA.
- ◆ After trade to Milwaukee, did not allow an earned run in first four starts with Biloxi (17.1 IP).
- ◆ Went 2-2 with a 1.93 ERA in six starts with Biloxi, holding right-handers to a .196 average.

2015

- ◆ Entered the season ranked as the #9 prospect in the Texas system by Baseball America.
- ◆ Went 4-1 with a 1.80 ERA in 13 starts with Class-A Hickory, allowing two earned runs or less in 12 of his 13 starts with the Crawdads.
- ◆ Named a South Atlantic League Midseason All-Star.
- ◆ Struck out a season-high nine batters in a win vs. Savannah, 6/16.
- ◆ Spent over two months on the disabled list (6/21 - 8/31) with a right forearm strain.

2014

- ◆ Went 1-1 with a 1.77 ERA and one save in nine games (six starts) between Rookie Arizona and Class-A Hickory during first professional season.
- ◆ Finished season ranked as the Rangers' No. 12 prospect according to MLB.com.



LUIS ORTIZ participated in the 2018 MLB Futures Game and enters 2019 rated as the #9 prospect in the Orioles system by Baseball Prospectus. (Scott Sears/Norfolk Tides)

| YR | TEAM | ORG | W-L | ERA | G | GS | SV | IP | H | R | ER | 2B | 3B | HR | HB | BB | SO | WP | AVG |
|------|---------------------------|-----|-------|-------|----|----|----|-------|-----|-----|-----|----|----|----|----|-----|-----|----|------|
| 2014 | AZL Rangers (R) | TEX | 1-1 | 2.03 | 6 | 5 | 0 | 13.1 | 12 | 3 | 3 | 1 | 1 | 0 | 1 | 3 | 15 | 0 | .240 |
| | Hickory Crawdads (A) | TEX | 0-0 | 1.29 | 3 | 1 | 1 | 7.0 | 4 | 1 | 1 | 0 | 0 | 1 | 0 | 3 | 4 | 0 | .154 |
| 2015 | Hickory Crawdads (A) | TEX | 4-1 | 1.80 | 13 | 13 | 0 | 50.0 | 45 | 12 | 10 | 14 | 0 | 1 | 1 | 9 | 46 | 3 | .238 |
| 2016 | Biloxi Shuckers (AA) | MIL | 2-2 | 1.93 | 6 | 6 | 0 | 23.1 | 26 | 7 | 5 | 4 | 1 | 2 | 0 | 10 | 16 | 2 | .280 |
| | High Desert Mavericks (A) | TEX | 3-2 | 2.60 | 7 | 6 | 0 | 27.2 | 23 | 14 | 8 | 3 | 0 | 4 | 0 | 6 | 28 | 1 | .221 |
| | Frisco RoughRiders (AA) | TEX | 1-4 | 4.08 | 9 | 8 | 1 | 39.2 | 47 | 25 | 18 | 4 | 1 | 3 | 5 | 7 | 34 | 3 | .296 |
| 2017 | Biloxi Shuckers (AA) | MIL | 4-7 | 4.01 | 22 | 20 | 0 | 94.1 | 79 | 42 | 42 | 19 | 2 | 12 | 4 | 37 | 79 | 6 | .227 |
| 2018 | BALTIMORE ORIOLES (AL) | BAL | 0-1 | 15.43 | 2 | 1 | 0 | 2.1 | 7 | 6 | 4 | 2 | 1 | 0 | 0 | 3 | 0 | 1 | .500 |
| | Biloxi Shuckers (AA) | MIL | 3-4 | 3.71 | 16 | 11 | 2 | 68.0 | 63 | 31 | 28 | 13 | 4 | 7 | 4 | 18 | 65 | 3 | .240 |
| | NORFOLK TIDES (AAA) | BAL | 2-1 | 3.69 | 6 | 6 | 0 | 31.2 | 34 | 13 | 13 | 8 | 2 | 4 | 1 | 8 | 21 | 1 | .274 |
| | Minor League Totals | | 20-22 | 3.25 | 88 | 76 | 4 | 355.0 | 333 | 148 | 128 | 66 | 11 | 34 | 16 | 101 | 308 | 19 | .246 |
| | Major League Totals | | 0-1 | 15.43 | 2 | 1 | 0 | 2.1 | 7 | 6 | 4 | 2 | 1 | 0 | 0 | 3 | 0 | 1 | .500 |

INFIELDER

Preston Palmeiro



BATS
LEFT

THROWS
RIGHT

HEIGHT
5-11

WEIGHT
180

DOB
1/22/95

SERVICE TIME
0.000

Preston Connor Palmeiro (pall-MARE-oh)

BORN: **Colleyville, TX**

OPENING DAY AGE: **24**

ACQUIRED: **Selected by Baltimore in the 7th round of the 2016 draft**

RESIDES: **Colleyville, TX**

COLLEGE: **North Carolina State**



@prestonpalmeiro

FIRST MLB HIT:

FIRST MLB HOME RUN:

CAREER HIGHS

HITS

4, 8/24/16 @ Staten Island

RBI

5, 2x, last: 5/20/18 vs. Myrtle Beach

RUNS

3, 2x, last: 4/10/18 @ Carolina

HOME RUNS

2, 5/31/17 @ Hagerstown

STRIKEOUTS

3, several times

WALKS

3, 3x, last: 4/10/18 @ Carolina

STOLEN BASES

1, several times

HITTING STREAK

16 games, 2018

PERSONAL

- Selected by Baltimore in the 7th round of the 2016 draft.
- Attended North Carolina State University, where he hit .337 with nine home runs and a .539 slugging percentage during his junior season. Was named to the 2014 ACC Academic Honor Roll.
- Attended Heritage HS in Frisco, TX, where he was named to Perfect Game USA's All-Texas Regional Team. Batted .387 with a .524 OBP during his senior season.
- Is the son of Rafael Palmeiro, a four-time MLB All-Star and three-time Gold Glove winner. Over a 20-year career with the Cubs, Rangers, Orioles and Rangers, Rafael batted .288 with 569 home runs, 3,020 hits and 1,835 runs batted in. He is just one of six players in history to register 500 home runs and 3,000 hits, joining Hank Aaron, Alex Rodriguez, Willie Mays, Eddie Murray and Albert Pujols.

2018

- Spent the season with Class-A Frederick, batting .251 with 17 home runs, 19 doubles and 64 RBI in 131 games.
- Ranked among Carolina League leaders in total bases (3rd, 198), at-bats (4th, 486) and games played (T-4th, 131).
- His 17 home runs tied for third among Orioles minor leaguers.
- Named a Carolina League Midseason All-Star and collected an RBI double in the contest.
- Logged a career-best 16-game hitting streak from 5/7 - 5/24, over which he hit .323 with three home runs, 13 RBI and a .392 on-base percentage. The streak was the 3rd-longest in the Carolina League in 2018, trailing two 18-game hitting streaks.
- Reached base safely in 23 consecutive home games from 4/14 - 5/24.
- Appeared defensively at second base (109 games) and first base (20 games).
- Matched career-highs with three walks and three runs scored, 4/10 at Carolina.
- Hit a grand slam and set a career-high with five RBI, 5/20 vs. Myrtle Beach.
- Registered 30 multi-hit games, including nine different three-hit contests.

2017

- Spent the year with Delmarva, batting .253 with 13 home runs and 77 RBI in 127 games.
- Ranked among South Atlantic League leaders in at-bats (4th, 491), RBI (5th, 77) and games played (5th, 127). His 77 runs batted in ranked 6th among Orioles minor leaguers.
- Hit safely in a team-high 13-straight games from 7/20 - 8/3, hitting .314 with three doubles, one home run, seven runs scored and 12 RBI during that stretch.
- Slugged his first professional home run on 4/12 at Greensboro, a first inning grand slam.
- Recorded a season-high five RBI on 8/15 at Greensboro, going 3-5 with two doubles, one home run, five RBI and three runs scored.
- Batted .307 (42-137) with runners in scoring position.

2016

- Appeared in 34 games for Aberdeen, batting .258 with six doubles and 18 RBI.
- Made his professional debut in Game 1 of a doubleheader on 7/29 vs. Mahoning Valley. Went 2-3 with a run scored, RBI, and stolen base in Game 2 of that twinbill.
- Set season-highs in hits (four), doubles (two), runs (two), & RBI (four), 8/24 at Staten Island.
- Batted .313 (10-32) against left-handed pitchers and .308 (16-52) in 14 road games.



PRESTON PALMEIRO was a Carolina League Midseason All-Star in 2018, and his 17 home runs tied for third among Orioles minor leaguers. (Frederick Keys).

| YR | TEAM | ORG | AVG | G | AB | R | H | 2B | 3B | HR | RBI | BB | SO | SB | CS | SLG | OBP | OPS | E |
|---------------------|-------------------------|-----|------|-----|------|-----|-----|----|----|----|-----|----|-----|----|----|------|------|------|----|
| 16 | Aberdeen IronBirds (A) | BAL | .258 | 34 | 128 | 13 | 33 | 6 | 1 | 0 | 18 | 8 | 36 | 2 | 2 | .320 | .301 | .621 | 2 |
| 17 | Delmarva Shorebirds (A) | BAL | .253 | 127 | 491 | 55 | 124 | 27 | 3 | 13 | 77 | 43 | 133 | 1 | 2 | .399 | .319 | .718 | 9 |
| 18 | Frederick Keys (A) | BAL | .251 | 131 | 494 | 62 | 124 | 19 | 2 | 17 | 64 | 39 | 105 | 0 | 1 | .401 | .309 | .710 | 12 |
| Minor League Totals | | | .252 | 292 | 1113 | 130 | 281 | 52 | 6 | 30 | 159 | 90 | 274 | 3 | 5 | .391 | .312 | .703 | 23 |

CATCHER

Carlos Pérez

BATS
RIGHTTHROWS
RIGHTHEIGHT
6-0WEIGHT
210DOB
10/27/90SERVICE TIME
2.164

Carlos Eduardo Pérez

BORN: Valencia, VZ

RESIDES: Valencia, VZ

OPENING DAY AGE: 25

COLLEGE:

ACQUIRED: Signed by Baltimore as a minor league free agent, 1/7/19



@Perez00Carlos



@cp1910

FIRST MLB HIT: Single off of James Paxton, 5/5/15 vs. SEA (MLB Debut)

FIRST MLB HOME RUN: Walk-off HR off of Dominic Leone, 5/15/15 vs. SEA (MLB Debut)

CAREER HIGHS

HITS

5, 2x, last: 5/25/17 vs El Paso

RBI

6, 7/2/16 @ Boston

RUNS

4, 7/5/17 @ Fresno

HOME RUNS

1, several times

STRIKEOUTS

3, 8x, last: 9/30/18 @ Seattle

WALKS

3, 7x, last: 6/29/14 vs Omaha

STOLEN BASES

2, 7/19/08 @ DSL Mets

HITTING STREAK

15 games, 2017

PERSONAL

- ◆ Signed by Baltimore as a minor league free agent, 1/7/19.
- ◆ Originally signed by the Toronto Blue Jays as an international free agent, 1/2/08.
- ◆ Traded from Toronto to Houston, along with RHP Francisco Cordero, RHP Joseph Musgrove, LHP David Rollins, RHP Asher Wojciechowski and RHP Kevin Comer, in exchange for RHP David Carpenter, OF Ben Francisco, LHP J.A. Happ and RHP Brandon Lyon, 7/20/12.
- ◆ Acquired by the Los Angeles Angels from Houston, along with RHP Nick Tropeano, in exchange for C Hank Conger, 11/5/14.
- ◆ Traded by the Los Angeles Angels to Atlanta in exchange for IF Ryan Schimpf, 3/31/18.

2018

- ◆ Attended spring training with the Los Angeles Angels before being designated for assignment on 3/28. Traded to Atlanta for IF Ryan Schimpf, 3/31.
- ◆ Appeared in eight games with Atlanta before being claimed off of waivers by Texas, 5/2.
- ◆ Placed on Texas' disabled list with a right ankle sprain, 6/16. Played with Double-A Frisco and Triple-A Round Rock on a rehab stint before being outrighted to Round Rock on 7/16.
- ◆ Batted .316 with four home runs and 13 RBI in 22 overall games with Round Rock.
- ◆ Went 4-4 with a double and a run scored, 8/18 at Memphis.
- ◆ Recalled to Texas on 8/25 and spent the remainder of the season with the Rangers, appearing in four contests.
- ◆ Elected free agency after being outrighted to Triple-A, 11/2.

2017

- ◆ Opened the year with the Los Angeles Angels, appearing in five April contests. Also played in six games for the Angels in September.
- ◆ Drove in the winning run with a walk-off squeeze bunt in the 10th inning, 4/11 vs Texas.
- ◆ Spent most of the year at Salt Lake, batting .352 with five homers and 40 RBI in 68 games.
- ◆ Ranked 4th among Pacific Coast League catchers with 92 hits.

2017

- ◆ Matched a career-high with five hits, 5/25 vs El Paso (5-5, 2 RBI, 2B, R). Also had two different four-hit contests (4/22 at Fresno and 6/3 at El Paso).
- ◆ Recorded a hit in a career-high 15 consecutive games, 6/23 - 7/24.
- ◆ Reached base safely in 22 consecutive contests while posting a .405 OBP from 6/10 - 7/24.
- ◆ Registered a hit in 52 of his 68 games with the Bees.
- ◆ Hit .392 (58-148) with Salt Lake before the All-Star break.

2016

- ◆ Spent most of the season with Los Angeles after serving as the Angels Opening Day catcher.
- ◆ Batted .209 with five home runs and 31 RBI in 87 games with the Angels.
- ◆ Was a finalist for the Rawlings Gold Glove Award after posting a .995 fielding percentage and a 38% caught stealing percentage.
- ◆ Set a career-high with five hits, 7/2 at Boston (5-6, two doubles, HR, career-high six RBI).
- ◆ Appeared in 10 games for Salt Lake, batting .359 with three home runs and 10 RBI. Registered 14 extra-base hits and five multi-hit games in his short stint with the Bees.

2015

- ◆ Played the first 17 games of the season with Triple-A Salt Lake before earning MLB promotion to Los Angeles (AL), 5/4 and making MLB debut the next day.
- ◆ Recorded first big league hit in first at-bat, a single off of James Paxton.
- ◆ Became the fourth player in MLB history with a walk-off home run in MLB debut, 5/5 vs Seattle.
- ◆ Posted a 37.9% caught stealing percentage, which ranked third in the AL.

CAREER HIGHLIGHTS

- ◆ Began the 2013 season as Houston's #17 prospect according to MLB.com.
- ◆ Named New York-Penn League Midseason All-Star with Class-A Auburn in 2010.
- ◆ Winner of the R. Howard Webster Award (awarded to top player at each level of Blue Jays farm system) in 2008 and 2009.

| YR | TEAM | ORG | AVG | G | AB | R | H | 2B | 3B | HR | RBI | BB | SO | SB | CS | SLG | OBP | OPS | E |
|------|-----------------------------|-----|------|-----|------|-----|-----|-----|----|----|-----|-----|-----|----|----|------|------|-------|----|
| 2008 | DSL Blue Jays1 (R) | TOR | .306 | 58 | 196 | 27 | 60 | 10 | 2 | 0 | 29 | 52 | 28 | 7 | 5 | .378 | .459 | .837 | 10 |
| 2009 | GCL Blue Jays (R) | TOR | .291 | 43 | 141 | 17 | 41 | 11 | 3 | 1 | 21 | 16 | 23 | 2 | 5 | .433 | .364 | .797 | 5 |
| 2010 | Auburn Doubledays (A) | TOR | .298 | 66 | 235 | 44 | 70 | 11 | 8 | 2 | 41 | 34 | 41 | 7 | 3 | .438 | .396 | .834 | 5 |
| 2011 | Lansing Lugnuts (A) | TOR | .256 | 95 | 383 | 58 | 98 | 17 | 6 | 3 | 41 | 37 | 74 | 6 | 2 | .355 | .320 | .675 | 14 |
| 2012 | Lancaster JetHawks (A) | HOU | .318 | 26 | 88 | 11 | 28 | 6 | 1 | 0 | 10 | 6 | 17 | 0 | 1 | .409 | .368 | .777 | 1 |
| | Lansing Lugnuts (A) | TOR | .275 | 71 | 273 | 48 | 75 | 22 | 5 | 5 | 40 | 35 | 38 | 3 | 2 | .447 | .358 | .805 | 6 |
| 2013 | Oklahoma City (AAA) | HOU | .269 | 75 | 264 | 29 | 71 | 14 | 0 | 2 | 32 | 25 | 39 | 1 | 1 | .345 | .328 | .673 | 7 |
| | Corpus Christi Hooks | HOU | .283 | 16 | 53 | 6 | 15 | 4 | 0 | 1 | 5 | 4 | 11 | 0 | 0 | .415 | .356 | .771 | 2 |
| 2014 | Oklahoma City (AAA) | HOU | .259 | 88 | 301 | 33 | 78 | 16 | 2 | 6 | 34 | 29 | 54 | 3 | 0 | .385 | .323 | .708 | 12 |
| 2015 | LOS ANGELES ANGELS (AL) LAA | LAA | .250 | 86 | 260 | 20 | 65 | 13 | 0 | 4 | 21 | 19 | 49 | 2 | 0 | .346 | .299 | .645 | 5 |
| | Salt Lake Bees (AAA) | LAA | .361 | 17 | 72 | 11 | 26 | 8 | 0 | 2 | 12 | 7 | 7 | 1 | 0 | .556 | .418 | .974 | 1 |
| 2016 | LOS ANGELES ANGELS (AL) LAA | LAA | .209 | 87 | 268 | 25 | 56 | 16 | 0 | 5 | 31 | 12 | 49 | 1 | 0 | .325 | .244 | .569 | 3 |
| | Salt Lake Bees (AAA) | LAA | .359 | 10 | 39 | 9 | 14 | 4 | 0 | 3 | 10 | 1 | 7 | 0 | 2 | .692 | .375 | 1.067 | 1 |
| 2017 | LOS ANGELES ANGELS (AL) LAA | LAA | .100 | 11 | 20 | 1 | 2 | 0 | 0 | 1 | 3 | 1 | 6 | 0 | 0 | .250 | .143 | .393 | 2 |
| | Salt Lake Bees (AAA) | LAA | .352 | 68 | 261 | 40 | 92 | 18 | 3 | 5 | 40 | 32 | 38 | 4 | 1 | .502 | .423 | .925 | 8 |
| 2018 | Round Rock Express (AAA) | TEX | .316 | 22 | 79 | 10 | 25 | 2 | 0 | 4 | 13 | 7 | 12 | 0 | 0 | .494 | .368 | .862 | 1 |
| | TEXAS RANGERS (AL) | TEX | .143 | 20 | 49 | 1 | 7 | 2 | 0 | 1 | 3 | 1 | 15 | 1 | 0 | .245 | .176 | .421 | 1 |
| | ATLANTA BRAVES (NL) | ATL | .143 | 8 | 21 | 0 | 3 | 0 | 0 | 0 | 0 | 1 | 6 | 0 | 0 | .143 | .182 | .325 | 1 |
| | Frisco RoughRiders (AA) | TEX | .250 | 4 | 16 | 3 | 4 | 2 | 0 | 2 | 5 | 2 | 5 | 0 | 0 | .750 | .333 | 1.083 | 0 |
| | Minor League Totals | | .290 | 659 | 2401 | 346 | 697 | 145 | 30 | 36 | 333 | 287 | 394 | 34 | 22 | .421 | .368 | .788 | 73 |
| | Major League Totals | | .215 | 212 | 618 | 47 | 133 | 31 | 0 | 11 | 58 | 34 | 125 | 4 | 0 | .319 | .257 | .576 | 12 |

INFIELDER

Jace Peterson



BATS
LEFT

THROWS
RIGHT

HEIGHT
6-0

WEIGHT
215

DOB
5/9/90

SERVICE TIME
4.003

Jace Ryan Peterson

BORN: Lake Charles, LA

OPENING DAY AGE: 28

ACQUIRED: Claimed off of waivers from the New York Yankees, 4/24/18. Re-signed by Baltimore as a minor league free agent, 11/20/18.

FIRST MLB HIT: Single off of Stephen Strasburg, 4/25/14 @ WAS (MLB Debut)

FIRST MLB HOME RUN: Grand Slam off of Mat Latos, 5/16/15 @ MIA

RESIDES: Lake Charles, LA

COLLEGE: McNeese State University



@jace_ryan_peterson

CAREER HIGHS

HITS

5, 5/8/12 @ Dayton

RBI

5, 7/22/13 @ Inland Empire

RUNS

3, several times

HOME RUNS

1, several times

STRIKEOUTS

3, several times

WALKS

5, 5/15/14 vs Las Vegas

STOLEN BASES

3, 7/29/11 @ Spokane

HITTING STREAK

14 games, 2013

PERSONAL

◆ Claimed off of waivers from the New York Yankees, 4/24/18. Resigned by Baltimore as a minor league free agent, 11/20/18.

◆ Originally drafted by the San Diego Padres in the 1st round (58th overall) of the 2011 draft.

◆ Traded by the Padres to the Atlanta Braves, along with LHP Max Fried, OF Dustin Peterson and OF Mallex Smith, in exchange for OF Justin Upton and RHP Aaron Northcraft, 12/19/14.

◆ Attended McNeese State University (LA), where he set the school record with 78 career stolen bases over his three-year career and was All-Southland Conference First Team in 2010 & 2011. Also played football as a safety, notching one interception, four sacks and 74 tackles over three seasons. McNeese State has also produced two-time All-Star Clay Buchholz.

◆ Was a four-sport standout in high school at Hamilton Christian Academy (LA), where he was All-State in baseball, basketball and football. Also ran track.

2018

◆ Opened the year in the Yankees system, beginning the season with Scranton/WB before joining New York on 4/7. Designated for assignment on 4/22 and was claimed off of waivers by Baltimore on 4/24.

◆ Batted .195 with three home runs, 28 RBI and 13 stolen bases in 93 games for Baltimore.

◆ His 13 stolen bases set his MLB career-high. Stole two bases on 8/26 vs. the Yankees for his first career multi-stolen base game in the big leagues.

◆ Homered in back-to-back games (6/17 vs. Miami and 6/19 at Washington).

◆ Played at six different positions for the O's, including SS (two games), 3B (five games), RF (15 games), 2B (19 games), LF (21 games) and even appeared as a pitcher in the 8th inning of a 19-3 blowout loss to Boston, 9/26, surrendering four runs on six hits and a home run.

◆ Went 2-4 with a double and a season-high four runs batted in, 6/17 vs Miami.

2017

◆ Made third consecutive Opening Day roster with Atlanta and played 89 games for the Braves across four stints, hitting .215 with two home runs and 17 RBI.

◆ Played in 34 games with Triple-A Gwinnett, hitting .258 with two home runs and 26 RBI.

◆ Went 3-6 with two doubles in first game with Gwinnett, 6/3 at Indianapolis.

◆ Batted .338 (22-65) with four doubles, a triple and 18 RBI in June with the Stripers.

◆ Drove in a season-high three runs vs. Norfolk, 6/5.

2016

◆ Made the Opening Day roster with the Braves and batted .254 with seven home runs and 29 RBI in 115 games for Atlanta. Also played in 26 games for Triple-A Gwinnett.

◆ Batted .352 (25-71) in June with the Braves (19 games).

◆ Had 21 multi-hit games for Atlanta.

◆ Saw first MLB action in the outfield, making 11 starts in left field and one in center field.

◆ Had a 13-game hitting streak from 6/19 - 7/2, batting .358 (19-53) during that stretch.

◆ Hit first career walk-off home run in the 10th inning against Washington, 8/21.

2015

◆ Served as the Braves everyday second baseman, playing 155 games.

◆ Hit first MLB home run, a grand slam off of Matt Latos, 5/16 at Miami. Became the fourth Atlanta player to hit a grand slam as his first big league homer, joining Marcus Giles (2001), Barry Bonnell (1977) and Vic Correll (1974).

◆ Ranked second on the team in games played and steals with 12.

◆ Batted .563 (9-16) with the bases loaded.

◆ Recorded first career walk-off hit on 5/23 vs Milwaukee, a single in the 11th inning.

2014

◆ Began the season at Double-A San Antonio, hitting .311 in 18 games.

◆ Made MLB debut with the San Diego Padres and recorded first big league hit, a single off of Stephen Strasburg, 4/25 at Washington.

◆ Hit .306 with 29 extra-base hits and 39 RBI in 68 games for Triple-A El Paso.

CAREER HIGHLIGHTS

◆ Named MiLB.com Organization All-Star (SD) in 2013, ranking among California League batters in triples (3rd, 13), steals (4th, 42) and batting average (6th, .303) with Class-A Lake Elsinore.

◆ Set a career-high with a 13-game hitting streak for Lake Elsinore in 2013.

◆ Went 4-5 with a career-best five RBI for Lake Elsinore, 7/22/13.

◆ Rated as the Padres #20 prospect by MLB.com entering the 2012 season.

◆ Named MiLB.com Organization All-Star (SD) and Midwest League Midseason All-Star, 2012.

◆ Rated the Best Athlete in the Padres system by *Baseball America* after the 2011 season.

| YR | TEAM | ORG | AVG | G | AB | R | H | 2B | 3B | HR | RBI | BB | SO | SB | CS | SLG | OBP | OPS | E |
|------|------------------------------|-----|------|-----|------|-----|-----|----|----|----|-----|-----|-----|-----|----|------|------|------|----|
| 2011 | Eugene Emeralds (A) | SD | .243 | 73 | 276 | 48 | 67 | 9 | 5 | 2 | 27 | 50 | 53 | 39 | 10 | .333 | .360 | .693 | 18 |
| 2012 | Fort Wayne TinCaps (A) | SD | .286 | 117 | 444 | 78 | 127 | 23 | 9 | 2 | 48 | 62 | 63 | 51 | 13 | .392 | .378 | .770 | 28 |
| 2013 | Lake Elsinore Storm (A) | SD | .303 | 113 | 423 | 78 | 128 | 17 | 13 | 7 | 66 | 54 | 58 | 42 | 10 | .454 | .382 | .836 | 21 |
| 2014 | San Diego Padres (NL) | SD | .113 | 27 | 53 | 3 | 6 | 0 | 0 | 0 | 0 | 2 | 18 | 2 | 0 | .113 | .161 | .274 | 4 |
| | San Antonio Missions (AA) | SD | .311 | 18 | 74 | 10 | 23 | 3 | 0 | 1 | 7 | 9 | 9 | 4 | 3 | .392 | .386 | .778 | 5 |
| | El Paso Chihuahuas (AAA) | SD | .306 | 68 | 248 | 44 | 76 | 21 | 6 | 2 | 39 | 42 | 50 | 12 | 6 | .464 | .406 | .870 | 5 |
| 2015 | ATLANTA BRAVES (NL) | ATL | .239 | 152 | 528 | 55 | 126 | 23 | 5 | 6 | 52 | 56 | 120 | 12 | 10 | .335 | .314 | .649 | 9 |
| 2016 | ATLANTA BRAVES (NL) | ATL | .254 | 115 | 350 | 45 | 89 | 16 | 1 | 7 | 29 | 52 | 69 | 5 | 5 | .366 | .350 | .716 | 13 |
| | Gwinnett Braves (AAA) | ATL | .186 | 26 | 97 | 8 | 18 | 3 | 2 | 0 | 6 | 11 | 15 | 2 | 2 | .258 | .275 | .533 | 1 |
| 2017 | ATLANTA BRAVES (NL) | ATL | .215 | 89 | 186 | 15 | 40 | 9 | 2 | 2 | 17 | 27 | 48 | 3 | 0 | .317 | .318 | .635 | 5 |
| | Gwinnett Braves (AAA) | ATL | .258 | 34 | 128 | 20 | 33 | 5 | 1 | 2 | 26 | 25 | 26 | 6 | 1 | .359 | .374 | .733 | 6 |
| 2018 | BALTIMORE ORIOLES (AL) | BAL | .195 | 93 | 200 | 21 | 39 | 13 | 2 | 3 | 28 | 30 | 55 | 13 | 2 | .325 | .308 | .633 | 3 |
| | NEW YORK YANKEES (AL) | NYN | .300 | 3 | 10 | 0 | 3 | 0 | 0 | 0 | 0 | 1 | 3 | 0 | 1 | .300 | .364 | .664 | 0 |
| | Scranton/WB RailRiders (AAA) | NYN | .250 | 1 | 4 | 0 | 1 | 0 | 0 | 0 | 0 | 0 | 1 | 0 | 0 | .250 | .250 | .500 | 0 |
| | Minor League Totals | | .279 | 450 | 1694 | 286 | 473 | 81 | 36 | 16 | 219 | 253 | 275 | 156 | 45 | .398 | .374 | .772 | 84 |
| | Major League Totals | | .228 | 479 | 1327 | 139 | 303 | 61 | 10 | 18 | 126 | 168 | 313 | 35 | 18 | .330 | .318 | .648 | 34 |

RIGHT-HANDED PITCHER

Evan Phillips



BATS
RIGHT

THROWS
RIGHT

HEIGHT
6-2

WEIGHT
215

DOB
9/11/94

SERVICE TIME
0.057

Evan John Phillips

BORN: **Salisbury, MD**
OPENING DAY AGE: **23**

RESIDES: **Clayton, NC**
COLLEGE:

ACQUIRED: **Trade with Atlanta, along with C Brett Cumberland, IF Jean Encarnacion and LHP Bruce Zimmermann, in exchange for RHPs Kevin Gausman & Darren O'Day, 7/31/18**
FIRST MLB STRIKEOUT: **Kyle Higashioka, 7/3/18 @ NYY**
FIRST MLB WIN:



@EvanPhillips36



@evan_phillips33

CAREER HIGHS

STRIKEOUTS

6, 5/17/18 @ Colorado

INNINGS

2.1, 5x, last: 7/3/18 @ New York (AL)

WALKS

4, 7/25/17 @ Lehigh Valley

HOME RUNS ALLOWED

2, 2x, last: 7/8/18 @ Milwaukee

RUNS ALLOWED

6, 4/13/17 @ Tennessee

EARNED RUNS ALLOWED

6, 4/13/17 @ Tennessee

HITS ALLOWED

5, 2x, last: 7/7/17 vs Indianapolis

PITCHES IN A GAME

58, 7/25/17 @ Lehigh Valley

PERSONAL

- ◆ Acquired by Baltimore from Atlanta, along with C Brett Cumberland, IF Jean Encarnacion and LHP Bruce Zimmerman, in exchange for RHPs Kevin Gausman & Darren O'Day, 7/31/18.
- ◆ Originally selected by Atlanta in the 17th round of the 2015. Was chosen by Kansas City in the 33rd round of the 2012 draft but did not sign.
- ◆ Attended the University of North Carolina at Wilmington, where he earned CAA All-Tournament honors during his junior season. Notable alumni from UNCW include University of Kentucky basketball coach John Calipari and former Tides RHP Jason Roach.
- ◆ Attended Clayton High School (NC), which also produced All-Star RHP Chris Archer.
- ◆ Born in Salisbury, MD, which is approximately halfway between Harbor Park and Oriole Park at Camden Yards.

2018

- ◆ Began year with Triple-A Gwinnett, going 4-4 with eight saves and a 1.99 ERA in 31 games.
- ◆ Struck out 59 batters in 40.2 innings with Gwinnett.
- ◆ Did not allow an earned run in 27 of 31 outings on the season with the Stripers.
- ◆ Recorded a career-high six strikeouts in 2.0 hitless innings of relief, 5/17 at Columbus.
- ◆ Held opposing hitters to a .199 batting average on the season with Gwinnett.
- ◆ Had his contract selected by Atlanta on 6/24, but did not appear in a game before being optioned to Gwinnett on 6/25. Recalled again on 7/2 and made his MLB debut on 7/3 at Yankee Stadium, allowing two runs on one hit over 2.1 innings (matching a career-high).
- ◆ Appeared in four games with Atlanta before being traded to Baltimore on 7/31.
- ◆ Made his Orioles debut on 8/3 at Texas by striking out three over 2.0 perfect innings of relief. He became the 25th Maryland-born player to appear in a game for the Orioles.
- ◆ Appeared in eight games with Norfolk, posting a 3.38 ERA while limiting International League batters to a .158 average (6-38). Allowed one hit or less in seven of his eight outings.

2017

- ◆ Made 40 combined appearances between Double-A Mississippi and Triple-A Gwinnett.
- ◆ Started the season with Mississippi before being called up to Gwinnett, 5/30.
- ◆ Had two stints on the disabled list, 5/10 - 5/17 and 8/24 - 8/31.
- ◆ Threw a scoreless inning of relief in first outing of the season, 4/8 vs Jacksonville.
- ◆ Did not allow a run in final five outings with Mississippi (7.2 IP, 6 H, 10 SO).
- ◆ Recorded a 0.79 ERA in June and had seven consecutive scoreless outings from 6/4 - 6/25.
- ◆ Posted a 3.44 ERA in 16 road games with Gwinnett (18.1 IP, 16 H, 14 SO).
- ◆ Had a 2.57 ERA in 12 games before the All-Star break.
- ◆ Threw a career-high 58 pitches in a game, 7/25 at Lehigh Valley.

2016

- ◆ Split the season between Class-A Carolina and Double-A Mississippi, combining to go 8-4 with a 3.02 ERA and 62 strikeouts in 43 appearances between the clubs.
- ◆ Recorded 10 saves on the year, which ranked 2nd among Atlanta minor leaguers.
- ◆ Started the season with Carolina and posted a 1.27 ERA in 21 appearances.
- ◆ Named a Carolina League Midseason All-Star after posting a 2-1 record with eight saves and a 0.99 ERA in 20 games in the first half of the season.
- ◆ Assigned to Double-A Mississippi, 6/28, appearing in 22 games for the Braves.
- ◆ Recorded 43 strikeouts in 34.1 innings with Mississippi.
- ◆ Had a 2.21 ERA in ten home games (20.1 innings).
- ◆ Named an Arizona Fall League Rising Star following the season.

2015

- ◆ Split first professional season between Rookie-level Danville and Class-A Rome, going 2-3 with a 2.73 ERA between the two clubs.
- ◆ Pitched 2.0 scoreless innings of relief in professional debut, 6/25 at Pulaski.
- ◆ Went 1-1 with a 0.68 ERA in six appearances with Danville before joining Rome on 7/22.
- ◆ Struck out 37 batters in 29.2 innings for a 11.2 K/9 ratio, the fifth-highest mark among Braves Minor League pitchers.



EVAN PHILLIPS posted a 2.28 ERA and eight saves over 39 relief appearances between Norfolk and Gwinnett during the 2018 campaign. (Scott Sears/Norfolk Tides)

| YR | TEAM | ORG | W-L | ERA | G | GS | SV | IP | H | R | ER | 2B | 3B | HR | HB | BB | SO | WP | AVG |
|---------------------|-------------------------|-----|-------|-------|-----|----|----|-------|-----|----|----|----|----|----|----|----|-----|----|------|
| 2015 | Danville Braves (R) | ATL | 1-1 | 0.68 | 6 | 0 | 0 | 13.1 | 8 | 1 | 1 | 2 | 0 | 1 | 0 | 4 | 17 | 1 | .178 |
| | Rome Braves (A) | ATL | 1-2 | 4.41 | 12 | 0 | 2 | 16.1 | 13 | 9 | 8 | 4 | 0 | 1 | 2 | 8 | 20 | 3 | .228 |
| 2016 | Carolina Mudcats (A) | ATL | 2-1 | 1.27 | 21 | 0 | 8 | 28.1 | 18 | 6 | 4 | 5 | 0 | 0 | 1 | 8 | 19 | 0 | .180 |
| | Mississippi Braves (AA) | ATL | 6-3 | 4.46 | 22 | 0 | 2 | 34.1 | 33 | 21 | 17 | 5 | 0 | 2 | 1 | 16 | 43 | 3 | .262 |
| 2017 | Mississippi Braves (AA) | ATL | 1-1 | 8.14 | 15 | 0 | 1 | 21.0 | 22 | 19 | 19 | 1 | 0 | 5 | 1 | 11 | 24 | 1 | .278 |
| | Gwinnett Braves (AAA) | ATL | 2-3 | 4.75 | 25 | 1 | 2 | 30.1 | 30 | 17 | 16 | 4 | 1 | 1 | 3 | 23 | 29 | 2 | .268 |
| 2018 | BALTIMORE ORIOLES (AL) | BAL | 0-1 | 18.56 | 5 | 1 | 0 | 5.1 | 7 | 13 | 11 | 3 | 0 | 2 | 1 | 6 | 5 | 1 | .304 |
| | ATLANTA BRAVES (NL) | ATL | 0-0 | 8.53 | 4 | 0 | 0 | 6.1 | 6 | 6 | 6 | 1 | 0 | 3 | 0 | 4 | 3 | 0 | .240 |
| | Gwinnett Stripers (AAA) | ATL | 4-4 | 1.99 | 31 | 0 | 8 | 40.2 | 28 | 12 | 9 | 3 | 0 | 1 | 4 | 14 | 59 | 4 | .199 |
| | NORFOLK TIDES (AAA) | BAL | 0-2 | 3.38 | 8 | 0 | 0 | 10.2 | 6 | 4 | 4 | 1 | 0 | 1 | 0 | 3 | 13 | 0 | .158 |
| | Minor League Totals | | 17-17 | 3.60 | 140 | 1 | 23 | 195.0 | 158 | 89 | 78 | 25 | 1 | 12 | 12 | 87 | 224 | 14 | .226 |
| Major League Totals | | | 0-1 | 13.11 | 9 | 1 | 0 | 11.2 | 13 | 19 | 17 | 4 | 0 | 5 | 1 | 10 | 8 | 1 | .271 |

RIGHT-HANDED PITCHER

Zach Pop



BATS
RIGHT

THROWS
RIGHT

HEIGHT
6-4

WEIGHT
220

DOB
9/20/96

SERVICE TIME
0.000

Zachary M. Pop

BORN: Brampton, Ontario, Canada

OPENING DAY AGE: 22

ACQUIRED: Trade with LA Dodgers, along with OF Yusniel Díaz, IF Breyvic Valera, IF Rylan Bannon & RHP Dean Kremer, in exchange for IF Manny Machado, 7/19/18

FIRST MLB STRIKEOUT:

FIRST MLB WIN:

RESIDES: Brampton, Ontario, Canada

COLLEGE: University of Kentucky



@pop_zach



@zach_pop78

CAREER HIGHS

STRIKEOUTS

6, 4/20/18 vs West Michigan

INNINGS

2.2, 4/20/18 vs West Michigan

WALKS

2, 4x, last: 7/20/18 vs Erie

HOME RUNS ALLOWED

1, 4/10/18 @ West Michigan

RUNS ALLOWED

3, 2x, last: 7/20/18 vs Erie

EARNED RUNS ALLOWED

3, 7/20/18 vs Erie

HITS ALLOWED

4, 2x, last: 8/9/18 vs New Hampshire

PITCHES IN A GAME

44, 8/3/18 vs Reading

PERSONAL

- ◆ Acquired by Baltimore from the Los Angeles Dodgers, along with OF Yusniel Díaz, IF Rylan Bannon, RHP Dean Kremer and IF Breyvic Valera, in exchange for IF Manny Machado, 7/18/18.
- ◆ Originally selected by the Dodgers in the 7th round of the 2017 draft. Was chosen by Toronto - his favorite team growing up - in the 23rd round out of high school but did not sign.
- ◆ Attended the University of Kentucky, where he was rated as a preseason Top 75 college prospect by both Baseball America and D1 Baseball prior to his junior year (2017). Was named to the SEC Academic Honor Roll in 2016.
- ◆ Attended Notre Dame Secondary School in Brampton, Ontario, Canada, where he also played golf, volleyball and hockey.
- ◆ Was a member of the Canadian Junior National Team prior to attending college.

RANKING ON ORIOLES TOP PROSPECT LISTS ENTERING 2019

#20 - MLB.com

2018

- ◆ Combined to post a 1.53 ERA in 44 relief outings between the Dodgers and O's systems.
- ◆ Began the season with Class-A Great Lakes, posting a 2.20 ERA and 24 strikeouts in 11 appearances (16.1 innings) for the Loons.
- ◆ Struck out a career-high six batters in 2.2 hitless innings of relief, 4/20 vs West Michigan.
- ◆ Did not allow a run in five home games (6.2 innings).
- ◆ Had a 0.00 ERA in final nine games (14.0 innings) with Great Lakes after giving up two runs in each of his first two appearances.
- ◆ Assigned to Class-A Rancho Cucamonga, 5/14.
- ◆ Posted a 0.33 ERA with seven saves and 23 strikeouts in 19 appearances with the Quakes.
- ◆ Yielded a run in just one game and limited opposing hitters to a .149 batting average in his tenure with Rancho Cucamonga.
- ◆ Traded to Baltimore and assigned to Double-A Bowie, 7/18.
- ◆ Posted a 2.53 ERA with one save and 17 strikeouts in 14 appearances with the Baysox.
- ◆ Had a 1.28 ERA and allowed just three runs across the final 13 games of the season after giving up three runs in debut with Bowie, 7/20.
- ◆ Held opposing hitters to a .189 average with Bowie.

2017

- ◆ Began professional career with the AZL Dodgers.
- ◆ Made debut against the AZL Brewers, 8/16, allowing no runs in 1.0 scoreless inning out of the bullpen and recorded first professional strikeout.
- ◆ Appeared in five games for the AZL Dodgers, allowing no runs and two hits with five strikeouts in 5.0 innings of relief.



ZACH POP posted a 1.53 ERA over 44 relief appearances in 2018. In 49 career pro outings, he's registered 25 more strikeouts (64) than hits allowed (39). (Bowie Baysox)

| YR | TEAM | ORG | W-L | ERA | G | GS | SV | IP | H | R | ER | 2B | 3B | HR | HB | BB | SO | WP | AVG |
|------|-----------------------------|-----|-----|------|----|----|----|------|----|----|----|----|----|----|----|----|----|----|------|
| 2017 | AZL Dodgers (R) | LAD | 0-0 | 0.00 | 5 | 0 | 0 | 5.0 | 2 | 0 | 0 | 0 | 0 | 0 | 0 | 2 | 5 | 0 | .125 |
| 2018 | Great Lakes Loons (A) | LAD | 0-2 | 2.20 | 11 | 0 | 0 | 16.1 | 12 | 8 | 4 | 1 | 0 | 1 | 0 | 7 | 24 | 0 | .194 |
| | Rancho Cucamonga Quakes (A) | LAD | 1-0 | 0.33 | 19 | 0 | 7 | 27.0 | 13 | 1 | 1 | 1 | 0 | 0 | 2 | 6 | 23 | 3 | .149 |
| | Bowie Baysox (AA) | BAL | 1-1 | 2.53 | 14 | 0 | 1 | 21.1 | 14 | 7 | 6 | 3 | 0 | 0 | 1 | 6 | 17 | 2 | .189 |
| | Minor League Totals | | 2-3 | 1.42 | 49 | 0 | 8 | 69.2 | 41 | 16 | 11 | 5 | 0 | 1 | 3 | 21 | 69 | 5 | .172 |

RIGHT-HANDED PITCHER

Yefry Ramírez

BATS
RIGHTTHROWS
RIGHTHEIGHT
6-2WEIGHT
215DOB
11/28/93SERVICE TIME
0.097

Yefry Ramírez (jeff-ree)

BORN: Santo Domingo, DR

RESIDES: Santo Domingo, DR

OPENING DAY AGE: 25

COLLEGE:

ACQUIRED: Trade with New York Yankees in exchange for international bonus slot money, 7/31/17

FIRST MLB STRIKEOUT: Xander Bogaerts, 6/13/18 vs. BOS

FIRST MLB WIN: 7/24/18 vs. BOS



@YefryRamirez25



@ramrez_49

CAREER HIGHS

STRIKEOUTS

11, 6/30/16 vs. Lakeland

INNINGS

8.0, 8/24/16 vs. Dunedin

WALKS

5, 3x, last: 8/19/18 @ Cleveland

HOME RUNS ALLOWED

4, 9/6/15 @ Great Falls

RUNS ALLOWED

8, 2x, last: 5/21/18 @ Charlotte

EARNED RUNS ALLOWED

8, 5/21/18 @ Charlotte

HITS ALLOWED

9, 3x, last: 7/9/18 vs. New York-AL

PITCHES IN A GAME

107, 9/29/18 vs. Houston

PERSONAL

- ◆ Acquired by Baltimore from the New York Yankees for international slot bonus money, 7/31/17.
- ◆ Selected by the Yankees from Arizona in the minor league portion of the Rule 5 Draft, 12/10/15.
- ◆ Originally signed by the Arizona Diamondbacks as a non-drafted free agent, 1/25/11.
- ◆ Started his career as an infielder in rookie-level before being converted to pitcher.

2018

- ◆ Entered the season rated as the #19 prospect in the Orioles system by MLB.com.
- ◆ Began the season with Norfolk, posting a 3.88 ERA and 72 strikeouts in 14 starts.
- ◆ Made Triple-A debut on Opening Night and took the tough-luck loss as Norfolk dropped a 3-1 decision to Gwinnett. It was his first career Opening Day start and snapped a 13-start unbeaten streak (dating back to 6/20/17).
- ◆ Promoted to Baltimore on 4/10 but did not appear in a game before being optioned, 4/12.
- ◆ Struck out a season-high nine batters, 5/5 vs. Louisville.
- ◆ Allowed one hit and struck out seven over 7.0 shutout innings, 5/16 vs. Indianapolis.
- ◆ Earned first MLB call-up and made first big league start 6/13 vs. Boston, allowing three runs and striking out six over 4.1 IP. Recorded first big league strikeout (Xander Bogaerts).
- ◆ Pitched 5.0 scoreless innings and allowed just three hits in second start with the O's.
- ◆ Had a 3.20 ERA in 10 games (45.0 IP) at Oriole Park.
- ◆ Appeared in five games as a reliever for Baltimore, posting a 1.50 ERA in 12.0 innings.
- ◆ Made 5.0-inning relief outing on 6/28 vs. Seattle, the longest outing by an O's reliever in 2018.

2017

- ◆ Began the season in the Yankees farm system before a midseason trade to Baltimore.
- ◆ Between Trenton and Bowie, ranked among Eastern League pitchers in wins (1st, 15), complete games (T-1st, 3), winning percentage (1st, .833), strikeouts per nine IP among starters (1st, 8.47), average against (2nd, .232) and ERA (7th, 3.47).
- ◆ His 15 victories tied for second in all of Minor League Baseball, trailing Zack Littel's 19 wins.
- ◆ Made 18 starts for Double-A Trenton where he was 10-3 with a 3.41 ERA.
- ◆ Named an Eastern League Midseason All-Star after going 9-3 with a 3.45 ERA.
- ◆ Chosen as Eastern League Pitcher of the Week for the week of 5/15 - 5/21.
- ◆ Struck out 10 batters over 5.0 hitless innings in a win at Akron, 5/9.
- ◆ Traded to Baltimore and made his final six starts with the Baysox.
- ◆ Went 5-0 with a 3.66 ERA in six starts with Bowie, striking out 26 in 32.0 innings.
- ◆ His five wins after joining Bowie on 8/5 tied with Binghamton's Corey Oswalt for the most in the Eastern League.

2016

- ◆ Split the season between Class-A Charleston and Class-A Tampa.
- ◆ Began the season in Charleston where he was 4-2 with a 2.80 ERA (19 ER, 61.0 IP), 66 strikeouts and 18 walks.
- ◆ Recorded at least six strikeouts in seven of his outings with Charleston.
- ◆ Promoted to Class-A Tampa on 6/30 and went 3-7 with a 2.84 ERA in 11 starts there.
- ◆ Recorded a career-high 11 strikeouts in 7.0 innings of work in first start for Tampa on 6/30.
- ◆ Allowed one hit over 8.0 shutout innings with eight strikeouts, 8/24 vs. Dunedin.
- ◆ Two-time Florida State League Pitcher of the Week, 6/27 - 7/3 and 8/22 - 8/28.

2015

- ◆ Spent the season with Rookie-Level Missoula in the Diamondbacks organization.
- ◆ Held right-handed batters to a .218 average (36-165) while holding all opposing batters to a .259 (68-263) average on the season.
- ◆ Finished 4th in the Pioneer League in WHIP (1.29) and 5th in strikeouts (61).
- ◆ Named Pioneer League Midseason All-Star.

2014

- ◆ Started the season with the AZL Diamondbacks where he was 4-2 with a 1.93 ERA (8 ER, 37.1 IP) in 7 games (four starts).
- ◆ Named an Arizona League Postseason All-Star.
- ◆ Spent time with Missoula where he appeared in six games, going 2-1 with a 4.45 ERA (15 ER, 30.1 IP) and 17 strikeouts.

2013

- ◆ Pitched in the Dominican Summer League with the DSL D-Backs.
- ◆ Appeared in 13 games (11 starts) where he was 0-6 with a 3.00 ERA (20 ER, 60 IP) and led the team in strikeouts (62).

2012

- ◆ Began his career in the Dominican Summer League with the DSL D-Backs.
- ◆ Was 2-0 in 18 relief appearances with a 3.28 ERA (12 ER, 24.2 IP) and 18 strikeouts.
- ◆ Earned his first professional win after going 2.0 innings in relief and allowing one run on three hits on 7/16 against the DSL Cubs.

2011

- ◆ Hit .169 with four RBI and a .301 OBP in 44 games for the DSL Diamondbacks.

| YR | TEAM | ORG | W-L | ERA | G | GS | SV | IP | H | R | ER | 2B | 3B | HR | HB | BB | SO | WP | AVG |
|------|--------------------------|-----|-------|------|-----|----|----|-------|-----|-----|-----|----|----|----|----|-----|-----|----|------|
| 2012 | DSL D-backs (R) | ARI | 2-0 | 3.28 | 18 | 0 | 0 | 24.2 | 26 | 12 | 9 | 8 | 2 | 1 | 3 | 17 | 18 | 7 | .271 |
| 2013 | DSL D-backs (R) | ARI | 0-6 | 3.00 | 13 | 11 | 0 | 60.0 | 56 | 31 | 20 | 13 | 4 | 2 | 4 | 16 | 62 | 7 | .241 |
| 2014 | AZL D-backs (R) | ARI | 4-2 | 1.93 | 7 | 4 | 0 | 37.1 | 26 | 9 | 8 | 8 | 1 | 0 | 2 | 4 | 48 | 5 | .186 |
| | Missoula Osprey (R) | ARI | 2-1 | 4.45 | 6 | 6 | 0 | 30.1 | 32 | 16 | 15 | 4 | 0 | 8 | 1 | 7 | 17 | 1 | .271 |
| 2015 | Missoula Osprey (R) | ARI | 5-5 | 5.35 | 14 | 13 | 0 | 69.0 | 68 | 46 | 41 | 15 | 4 | 11 | 8 | 21 | 61 | 10 | .259 |
| 2016 | Charleston RiverDogs (A) | NYA | 4-2 | 2.80 | 11 | 11 | 0 | 61.0 | 48 | 20 | 19 | 8 | 2 | 4 | 3 | 14 | 66 | 5 | .209 |
| | Tampa Yankees (A) | NYA | 3-7 | 2.84 | 11 | 11 | 0 | 63.1 | 34 | 23 | 20 | 5 | 0 | 5 | 6 | 18 | 66 | 4 | .156 |
| 2017 | Trenton Thunder (AA) | NYA | 10-3 | 3.41 | 18 | 18 | 0 | 92.1 | 78 | 38 | 35 | 15 | 4 | 9 | 5 | 38 | 91 | 7 | .229 |
| | Bowie Baysox (AA) | BAL | 5-0 | 3.66 | 6 | 6 | 0 | 32.0 | 27 | 13 | 13 | 2 | 1 | 6 | 1 | 11 | 26 | 1 | .241 |
| 2018 | BALTIMORE ORIOLES (AL) | BAL | 1-8 | 5.92 | 17 | 12 | 0 | 65.1 | 64 | 44 | 43 | 10 | 2 | 11 | 4 | 36 | 62 | 5 | .257 |
| | NORFOLK TIDES (AAA) | BAL | 3-5 | 3.88 | 14 | 14 | 0 | 72.0 | 62 | 31 | 31 | 13 | 2 | 7 | 4 | 22 | 72 | 3 | .227 |
| | Minor League Totals | | 38-31 | 3.50 | 118 | 94 | 0 | 542.0 | 457 | 239 | 211 | 91 | 20 | 53 | 37 | 168 | 527 | 50 | .226 |
| | Major League Totals | | 1-8 | 5.92 | 17 | 12 | 0 | 65.1 | 64 | 44 | 43 | 10 | 2 | 11 | 4 | 36 | 62 | 5 | .257 |

INFIELDER

Jack Reinheimer



BATS
RIGHT

THROWS
RIGHT

HEIGHT
6-1

WEIGHT
185

DOB
7/19/92

SERVICE TIME
0.044

John Patrick Reinheimer (RINE-heim-urr)

BORN: **Charlotte, NC**

OPENING DAY AGE: **26**

ACQUIRED: **Claimed off of waivers from the Texas Rangers, 1/28/19**

RESIDES: **Charlotte, NC**

COLLEGE: **East Carolina University**



@Reinheimer_08



@jackreinheimer

FIRST MLB HIT: **Single off of Cody Carroll, 8/15/18 @ BAL**

FIRST MLB HOME RUN:

CAREER HIGHS

| HITS | RBI | RUNS | HOME RUNS |
|-------------------------------------|-------------------------------------|------------------------------------|------------------|
| 4, 8x, last: 7/24/17 @ Col. Springs | 4, 2x, last: 7/24/17 @ Col. Springs | 3, 9x, last: 9/4/17 vs Albuquerque | 1, several times |
| STRIKEOUTS | WALKS | STOLEN BASES | HITTING STREAK |
| 4, 4/25/14 vs Cedar Rapids | 3, 9/5/15 @ Pensacola | 3, 3x, last: 8/4/18 @ Iowa | 14 games, 2013 |

PERSONAL

- Acquired by Baltimore off waivers from the Texas Rangers, 1/28/19. Outrighted to Norfolk on 2/14/19.
- Drafted by the Seattle Mariners in the 5th round of the 2013 draft.
- Attended East Carolina University, where he was the 8th-highest draft selection in school history. Was also selected by Atlanta in the 31st round of the 2010 draft but did not sign.
- East Carolina has also produced O's RHP Mike Wright and Tides Hitting Coach Butch Davis.
- Attended Ardrey Kell High School (NC), where he was a teammate of Dodgers LHP Alex Wood.
- Named the 2011 Most Valuable Player in the New England Collegiate Baseball League.
- Traded by Seattle to Arizona, along with C Wellington Castillo, RHP Dominic Leone and OF Gabriel Guerrero, in exchange for OF Mark Trumbo and LHP Vidal Nuño, 6/3/15.
- Claimed by the New York Mets off of waivers from Arizona, 7/31/18. Claimed by the Chicago Cubs off of waivers from the Mets on 11/2/18. Claimed by Texas off of waivers from the Cubs, 11/20/10.

2018

- Split the season between the Arizona Diamondbacks and New York Mets organizations.
- Played 50 games with Triple-A Reno of the Diamondbacks organization, batting .237 with three home runs and 21 runs batted in. Batted .281 in 24 home games with Reno.
- Batted .325 (26-80) when starting at third base (21 games) and just .172 (19-110) combined when starting at second base or shortstop (29 games).
- Appeared in three rehab games in mid July with the AZL D-backs, hitting .250 (3-12).
- Claimed by off of waivers by the New York Mets, 7/31, and assigned to Triple-A Las Vegas.
- In 16 games for Las Vegas, batted .327 (18-55) with seven stolen bases, two home runs and five RBI. Also batted .368 (14-38) against right-handers with the 51s.
- Made MLB debut with New York against Baltimore at Oriole Park, entering the game as a pinch runner and recording first MLB hit with a single off of Cody Carroll, 8/15.
- Recorded a hit in four of his first five games with New York before going hitless in the following 15 games and tallying a hit in his final game of the season on 9/29.
- Saw action as a shortstop (three games), third baseman (four games), left fielder (six games), a pinch hitter (six games), pinch runner (four games) and second baseman (one game) with the Mets.

2017

- Appeared in two games for the Diamondbacks in first big league season.
- Made MLB debut as a pinch hitter on the road against Chicago (NL), 8/1.
- Played most of the season with Triple-A Reno, batting .278 with 19 doubles, two triples, four home runs and 56 RBI in 129 games.
- Ranked 4th in the Pacific Coast League with 129 games played.
- Recorded his 600th career Minor League hit, 8/13 at Tacoma.
- Played with Salt River in the Arizona Fall League following the season.

2016

- Spent the entire season with Triple-A Reno, batting .288 with 28 doubles, seven triples, two home runs and 48 RBI in 132 games.
- Went 3-5 with a home run and four RBI in Triple-A debut, 4/7 vs El Paso.
- Batted .337 (29-86) in the month of April.
- Named a Pacific Coast League Midseason All-Star. Played in the 2016 Triple-A All-Star Game in his hometown of Charlotte, NC in front of friends and family.

2015

- Began the season with Double-A Jackson in the Seattle system, batting .277 in 48 games.
- Traded to the Arizona Diamondbacks and assigned to Double-A Mobile, 6/3.
- Hit .265 in 76 games with Mobile.
- Played with Salt River in the Arizona Fall League following the season.

2014

- Played most of the season with Class-A Clinton (110 games) and played in 20 games with Class-A High Desert.
- Hit .341 (29-85) with High Desert.
- Named Midwest League Midseason All-Star.

2013

- Played entire debut season with Class-A Everett, batting .269 in 66 games.
- Had a career-high 14-game hitting streak from 6/25 - 7/8.
- Named Northwest League Midseason All-Star.

| YR | TEAM | ORG | AVG | G | AB | R | H | 2B | 3B | HR | RBI | BB | SO | SB | CS | SLG | OBP | OPS | E |
|---------------------|---------------------------|-----|------|-----|------|-----|-----|-----|----|----|-----|-----|-----|-----|----|------|------|------|----|
| 2013 | Everett AquaSox (A) | SEA | .269 | 66 | 249 | 39 | 67 | 6 | 1 | 2 | 30 | 32 | 51 | 18 | 5 | .325 | .359 | .684 | 6 |
| 2014 | Clinton LumberKings (A) | SEA | .264 | 110 | 436 | 69 | 115 | 17 | 4 | 2 | 46 | 39 | 76 | 34 | 9 | .335 | .333 | .668 | 18 |
| | High Desert Mavericks (A) | SEA | .341 | 20 | 85 | 15 | 29 | 5 | 1 | 1 | 12 | 4 | 12 | 5 | 2 | .459 | .367 | .826 | 2 |
| 2015 | Jackson Generals (AA) | SEA | .277 | 48 | 202 | 25 | 56 | 10 | 1 | 1 | 16 | 14 | 39 | 12 | 1 | .351 | .323 | .674 | 7 |
| | Mobile BayBears (AA) | ARI | .265 | 76 | 283 | 39 | 75 | 14 | 2 | 4 | 26 | 37 | 54 | 9 | 5 | .371 | .355 | .726 | 6 |
| 2016 | Reno Aces (AAA) | ARI | .288 | 132 | 500 | 64 | 144 | 28 | 7 | 2 | 48 | 48 | 93 | 20 | 11 | .384 | .353 | .737 | 14 |
| 2017 | ARIZONA D-BACKS (NL) | ARI | .000 | 2 | 5 | 0 | 0 | 0 | 0 | 0 | 0 | 0 | 3 | 0 | 0 | .000 | .000 | .000 | 0 |
| | Reno Aces (AAA) | ARI | .278 | 129 | 482 | 87 | 134 | 19 | 2 | 4 | 56 | 47 | 86 | 12 | 8 | .351 | .341 | .692 | 21 |
| 2018 | NEW YORK METS (NL) | NYM | .167 | 21 | 30 | 4 | 5 | 0 | 0 | 0 | 0 | 5 | 9 | 1 | 1 | .167 | .286 | .453 | 0 |
| | Las Vegas 51s (AAA) | NYM | .327 | 16 | 55 | 13 | 18 | 3 | 0 | 2 | 5 | 4 | 10 | 7 | 0 | .491 | .383 | .874 | 1 |
| | AZL D-backs (R) | ARI | .250 | 3 | 12 | 2 | 3 | 0 | 0 | 0 | 0 | 0 | 4 | 0 | 0 | .250 | .250 | .500 | 0 |
| | Reno Aces (AAA) | ARI | .237 | 50 | 190 | 26 | 45 | 9 | 2 | 3 | 21 | 20 | 45 | 6 | 4 | .353 | .312 | .665 | 8 |
| Minor League Totals | | | .275 | 650 | 2494 | 379 | 686 | 111 | 20 | 21 | 260 | 245 | 470 | 123 | 45 | .361 | .343 | .704 | 83 |
| Major League Totals | | | .143 | 23 | 35 | 4 | 5 | 0 | 0 | 0 | 0 | 5 | 12 | 1 | 1 | .143 | .250 | .393 | 0 |

INFIELDER

Jomar Reyes

BATS
RIGHTTHROWS
RIGHTHEIGHT
6-3WEIGHT
220DOB
2/20/97SERVICE TIME
0.000

Jomar Michel (Pimental) Reyes

BORN: Santo Domingo Centro, DR

RESIDES: Santo Domingo Centro, DR

OPENING DAY AGE: 22

COLLEGE:

ACQUIRED: Signed by Baltimore as non-drafted free agent, 1/13/14



FIRST MLB HIT:

FIRST MLB HOME RUN:



@jomar_reyes20

CAREER HIGHS

HITS

4, 3x, last: 8/26/16 @ Salem

RBI

5, 5/19/15 vs. Lakewood

RUNS

3, 2x, last: 4/11/17 vs. Potomac

HOME RUNS

2, 8/25/14 vs. GCL Red Sox

STRIKEOUTS

3, several times

WALKS

3, 4/17/15 @ Greensboro

STOLEN BASES

1, several times

HITTING STREAK

10 games, 2018

PERSONAL

- ◆ Signed by Baltimore as a non-drafted free agent, 1/13/14.
- ◆ He currently resides in Santo Domingo Centro, Dominican Republic.
- ◆ Santo Domingo Centro is the birthplace of New York Mets shortstop, Amed Rosario.

2018

- ◆ Entered 2018 rated as the #21 prospect in the Orioles organization by MLB.com.
- ◆ Spent the season with Class-A Frederick, batting .262 with eight home runs and 48 RBI.
- ◆ Opened the season with an eight-game hitting streak.
- ◆ Had a career-long 10-game hitting streak from 4/28-5/8, batting .340 (16-47) with 15 RBI.
- ◆ Hit a home run in back-to-back games, 5/25 and 5/26 at Down East.
- ◆ Batted .310 (22-71) across 20 games in July and .346 (27-78) in 23 August games.
- ◆ Raised his batting average from .239 in the first half of the year to .293 in the second half.
- ◆ Hit seven of his eight home runs off of right-handed pitching.
- ◆ Posted a .319 (66-207) batting average with runners on base and a .307 average (31-101) with runners in scoring position.
- ◆ Drew a career-high 26 walks on the season.
- ◆ Tied his career-high in doubles with 27, previously recording the mark in 2015.

2017

- ◆ Played with Class-A Frederick, where he hit .302 with 15 extra-base hits and 21 RBI.
- ◆ Limited to 57 games due to broken pinky finger on his right hand; did not play for Frederick from 4/29 - 8/3.
- ◆ Hit .321 (25-78) with six doubles and 10 RBI in the month of April.
- ◆ Was named Carolina League Player of the Week for the week of 8/28 to 9/4.
- ◆ Spent seven games with the GCL Orioles during a rehab stint, batting .464 (13-28).
- ◆ Rated by *Baseball America* as having the Best Infield Arm in the Orioles organization following the season.

2016

- ◆ Spent the season with Class-A Frederick where he saw action in 126 games, batting .228 with 10 home runs and 51 RBI.
- ◆ Hit .270 (34-126) with five home runs and 22 RBI against Carolina League right-handers.
- ◆ Tied his career-high with four hits, 8/26 at Salem.
- ◆ His 10 home runs, 51 RBI, 53 runs scored and 464 at-bats on the year are all career-highs.

2015

- ◆ Spent majority of season at Class-A Delmarva, hitting .278 with five home runs, 27 doubles and 44 RBI in 84 games. Was 18-years-old for the entire season, 3.5 years younger than the average South Atlantic League player.
- ◆ Led the Shorebirds with 27 doubles and ranked second on the club with 136 total bases.
- ◆ Named South Atlantic League Midseason All-Star.
- ◆ Spent time on the DL in June for a thumb injury; appeared in five rehab games with the GCL Orioles, hitting .250 (4-16).
- ◆ Had a 14-game home hitting streak from 5/18 - 8/1 where he hit .417 with 15 RBI.
- ◆ Matched a career-high with four hits and had a career-high five RBI, 5/19 vs. Lakewood.
- ◆ Hit .338 (50-148) with two home runs and 27 RBI in 42 home contests.
- ◆ Rated by *Baseball America* as the Orioles #4 prospect following the season.

2014

- ◆ In first professional season, hit .285 with four home runs and 29 RBI in 53 games for the Gulf Coast League Orioles.
- ◆ Tied for the team-lead with four home runs and led the club with 29 RBI, a .425 slugging percentage, and five sacrifice flies.
- ◆ Batted .367 (22-60) with three home runs and 16 RBI against left-handed pitching.
- ◆ Rated by *Baseball America* following the season as the Orioles #10 prospect and as the #18 prospect in the Gulf Coast League.



Despite being just 21 years old, JOMAR REYES hit .262 with 27 doubles and 48 RBI in 116 games for Advanced-A Frederick in 2018. (Frederick Keys)

| YR | TEAM | ORG | AVG | G | AB | R | H | 2B | 3B | HR | RBI | BB | SO | SB | CS | SLG | OBP | OPS | E |
|------|-------------------------|-----|------|-----|------|-----|-----|----|----|----|-----|----|-----|----|----|------|------|------|----|
| 2014 | GCL Orioles (R) | BAL | .285 | 53 | 186 | 23 | 53 | 10 | 2 | 4 | 29 | 15 | 38 | 1 | 0 | .425 | .333 | .758 | 13 |
| 2015 | Delmarva Shorebirds (A) | BAL | .278 | 84 | 309 | 36 | 86 | 27 | 4 | 5 | 44 | 18 | 73 | 1 | 0 | .440 | .334 | .774 | 10 |
| | GCL Orioles (R) | BAL | .250 | 5 | 16 | 2 | 4 | 2 | 0 | 0 | 4 | 2 | 5 | 1 | 0 | .375 | .368 | .743 | 2 |
| 2016 | Frederick Keys (A) | BAL | .228 | 126 | 464 | 53 | 106 | 16 | 2 | 10 | 51 | 25 | 102 | 3 | 0 | .336 | .271 | .607 | 25 |
| 2017 | Frederick Keys (A) | BAL | .302 | 50 | 182 | 28 | 55 | 10 | 1 | 4 | 21 | 8 | 31 | 1 | 0 | .434 | .333 | .767 | 13 |
| | GCL Orioles (R) | BAL | .464 | 7 | 28 | 6 | 13 | 1 | 0 | 0 | 4 | 1 | 3 | 0 | 0 | .500 | .484 | .984 | 1 |
| 2018 | Frederick Keys (A) | BAL | .262 | 116 | 431 | 42 | 113 | 27 | 0 | 8 | 48 | 26 | 84 | 0 | 1 | .381 | .308 | .689 | 26 |
| | Minor League Totals | | .266 | 441 | 1616 | 190 | 430 | 93 | 9 | 31 | 201 | 95 | 336 | 7 | 1 | .392 | .312 | .704 | 90 |

OUTFIELDER

Joey Rickard

BATS
RIGHTTHROWS
LEFTHEIGHT
6-0WEIGHT
185DOB
5/21/91SERVICE TIME
2.120

Joseph Mark Rickard (RICK-erd)

BORN: Las Vegas, NV

OPENING DAY AGE: 27

RESIDES: El Dorado Hills, CA

COLLEGE: University of Arizona

ACQUIRED: Selected by Baltimore from Tampa Bay in the Major League portion of the Rule 5 Draft, 12/10/15

FIRST MLB HIT: Single off of Ervin Santana, 4/4/16 vs. MIN

FIRST MLB HOME RUN: Solo HR off of Trevor May, 4/7/16 vs. MIN



@JRickard35



@joeyrick35

CAREER HIGHS

HITS

5, 4/20/18 vs. Buffalo

RBI

5, 5/13/18 vs. Tampa Bay

RUNS

3, 9x, last: 9/23/18 @ New York-AL

HOME RUNS

2, 2x, last: 5/13/18 vs. Tampa Bay

STRIKEOUTS

4, 4/22/16 @ Kansas City

WALKS

6, 7/7/15 vs. Biloxi

STOLEN BASES

3, 4x, last: 7/22/15 @ Jackson

HITTING STREAK

11 games, 2013

PERSONAL

- Selected by Baltimore from Tampa Bay in the Major League portion of the Rule 5 draft, 12/10/15.
- Originally drafted by the Tampa Bay Rays in the 9th round of the 2012 draft from the University of Arizona, where he majored in sociology with a thematic minor.
- Was teammates with fellow Orioles minor leaguer Lucas Long while at Arizona. Played three seasons for the Wildcats and was named First Team All-Pac 12 as a junior.
- Played at Bishop Gorman High School in Las Vegas, NV, where he was a part of four consecutive state championship teams.
- His brother, John, was drafted by the Angels in 2008 and played two years in the Angels system.

2018

- Split the season between Norfolk and Baltimore, batting .257 with 10 home runs and 50 RBI in 123 games between the two clubs.
- Began the season with the Tides and hit .275 with two home runs and 27 RBI in 44 games.
- Recorded a career-high five hits (5-5 with five singles), 4/20 vs Buffalo.
- Reached base safely in all but four games with the Tides.
- First assigned to Baltimore on 4/28 and hit .244 with eight home runs and 23 RBI in 79 games across four stints with the Orioles.
- Drove in a career-high five runs twice against the Rays (5/13 and 7/28).
- Recorded three outfield assists to tie an Orioles franchise record, 5/26 at Tampa Bay.
- Batted .421 (16-38) with four home runs and 17 RBI in 11 games against Tampa Bay, the team that drafted him.
- Hit .277 during the second half after hitting .208 with Baltimore during the first half.

2017

- Spent the majority of the season with Baltimore, where he hit .241 with four home runs and 19 RBI in 111 games.
- Ranked 2nd on the Orioles with eight stolen bases in nine attempts, trailing Manny Machado's nine steals.
- Set a career-high with four hits and tied a career-high with three runs scored, 8/6 vs Detroit.
- Hit his second career MLB leadoff home run, 5/6 vs Washington; it was the first leadoff home run for the O's in 2017.
- Was optioned to Norfolk, 8/16 and played in 13 games for the Tides, hitting .191.
- Made Tides debut at Harbor Park, 8/19, going 1-5 with a run scored.
- His first career home run for Norfolk was a grand slam, 8/30 vs Gwinnett.

2016

- Hit .390 in Spring Training to make O's Opening Day roster and spent the entire season there, but was limited to 85 games due to a right thumb injury when he crashed into the outfield wall, 7/20 at New York and missed the remainder of the year.
- Hit .268 with five home runs and 19 RBI in first big league season.
- Started in left field on Opening Day, collecting first big league hit off Ervin Santana, 4/4.
- Recorded first big league home run on 4/7 vs Minnesota, a solo shot off of Trevor May.
- Reached base safely in first 15 games of the season, batting .350.
- Hit .313 (26-83) against left-handed pitching.
- Batted .303 (36-119) with two home runs and a .346 OBP in 43 games at Camden Yards.
- Ranked among A.L. rookies in OBP (9th, .319), hits (11th, 69), doubles (12th, 13) and runs scored (13th, 32).

2015

- Split the season between Class-A Charlotte, Double-A Montgomery and Triple-A Durham in the Tampa Bay system, batting .321 with 28 doubles and a .427 OBP between the three levels.
- His .427 OBP ranked 14th among all full season minor leaguers.
- Named Tampa Bay Rays Organizational All-Star by MiLB.com.
- Between three levels, reached base safely in 85% of games he played in (99 of 117).
- Began the year with Class-A Charlotte, where he hit .268 with 12 RBI and 20 walks in 23 games.
- Promoted to Double-A Montgomery on 5/6, batting .332 with 19 doubles in 65 games.
- Batted .339 (37-109) in 33 home games with the Biscuits.
- Set a Southern League record for most walks in a game with six, 7/7 vs Biloxi.
- Promoted to Durham on 8/3 and hit .360 with 11 RBI in 29 games for the Bulls.

CAREER HIGHLIGHTS

- Spent the entire 2014 season with Double-A Montgomery but was limited to 68 games because of a broken left ankle after getting hit by a pitch, 7/3 at Tennessee.
- Did not commit an error over his first 52 games with the Biscuits in 2014.
- Played all 127 games of the 2013 season with Class-A Bowling Green and ranked 4th in the Midwest League with 78 walks while tying for the team lead with 79 runs. His 30 stolen bases with the Hot Rods was tied for 4th among Rays minor leaguers.
- Had a career-high 11-game hitting streak from 6/16/13 - 6/30/13.
- Named New York-Penn League Midseason All-Star with Class-A Hudson Valley in 2012.
- Part of the 2012 New York-Penn League championship team with the Renegades.

| YR | TEAM | ORG | AVG | G | AB | R | H | 2B | 3B | HR | RBI | BB | SO | SB | CS | SLG | OBP | OPS | E |
|------|-----------------------------|-----|------|-----|------|-----|-----|----|----|----|-----|-----|-----|----|----|------|------|------|----|
| 2012 | Hudson Valley Renegades (A) | TB | .279 | 47 | 183 | 35 | 51 | 11 | 0 | 2 | 14 | 16 | 32 | 11 | 3 | .372 | .371 | .743 | 1 |
| 2013 | Bowling Green Hot Rods (A) | TB | .270 | 127 | 452 | 79 | 122 | 29 | 5 | 8 | 63 | 78 | 98 | 30 | 10 | .409 | .390 | .799 | 3 |
| 2014 | Montgomery Biscuits (AA) | TB | .243 | 68 | 206 | 33 | 50 | 8 | 0 | 1 | 17 | 28 | 39 | 9 | 4 | .296 | .337 | .633 | 3 |
| 2015 | Durham Bulls (AAA) | TB | .360 | 29 | 89 | 16 | 32 | 6 | 2 | 0 | 11 | 10 | 20 | 1 | 0 | .472 | .437 | .909 | 2 |
| | Montgomery Biscuits (AA) | TB | .322 | 65 | 236 | 38 | 76 | 19 | 6 | 2 | 32 | 39 | 42 | 19 | 4 | .479 | .420 | .899 | 0 |
| | Charlotte Stone Crabs (A) | TB | .268 | 23 | 71 | 8 | 19 | 3 | 0 | 0 | 12 | 20 | 13 | 3 | 2 | .310 | .436 | .746 | 2 |
| 2016 | BALTIMORE ORIOLES (AL) | BAL | .268 | 85 | 257 | 32 | 69 | 13 | 0 | 5 | 19 | 18 | 54 | 4 | 1 | .377 | .319 | .696 | 0 |
| 2017 | BALTIMORE ORIOLES (AL) | BAL | .241 | 111 | 261 | 29 | 63 | 15 | 0 | 4 | 19 | 9 | 63 | 8 | 1 | .345 | .276 | .621 | 2 |
| | Delmarva Shorebirds (A) | BAL | .300 | 3 | 10 | 2 | 3 | 0 | 0 | 0 | 0 | 0 | 2 | 0 | 0 | .300 | .300 | .600 | 0 |
| | NORFOLK TIDES (AAA) | BAL | .191 | 13 | 47 | 8 | 9 | 1 | 0 | 1 | 4 | 11 | 9 | 0 | 0 | .277 | .345 | .622 | 0 |
| 2018 | BALTIMORE ORIOLES (AL) | BAL | .244 | 79 | 213 | 27 | 52 | 10 | 1 | 8 | 23 | 15 | 55 | 4 | 2 | .413 | .300 | .713 | 1 |
| | NORFOLK TIDES (AAA) | BAL | .275 | 44 | 153 | 25 | 42 | 13 | 1 | 2 | 27 | 26 | 28 | 3 | 0 | .412 | .384 | .796 | 0 |
| | Minor League Totals | | .279 | 419 | 1447 | 244 | 404 | 90 | 14 | 16 | 180 | 228 | 283 | 76 | 23 | .394 | .388 | .782 | 11 |
| | Major League Totals | | .252 | 275 | 731 | 88 | 184 | 38 | 1 | 17 | 61 | 42 | 172 | 16 | 4 | .376 | .298 | .675 | 3 |

OUTFIELDER

Ademar Rifaela



BATS
LEFT

THROWS
LEFT

HEIGHT
5-10

WEIGHT
180

DOB
11/20/94

SERVICE TIME
0.000

Ademar Bertty Aloysius Rifaela (add-ih-mar reef-EYE-ehl-ah)

BORN: **Willemstad, Curacao**

RESIDES: **Willemstad, Curacao**

OPENING DAY AGE: **24**

COLLEGE:

ACQUIRED: **Signed by Baltimore as a non-drafted free agent, 3/26/13**



@



@

ademar1994

FIRST MLB HIT:

FIRST MLB HOME RUN:

CAREER HIGHS

HITS

4, 4x, last: 9/3/18 vs. Altoona

RBI

5, 2x, last: 9/3/18 vs. Altoona

RUNS

4, 8/19/17 @ Carolina

HOME RUNS

2, 4x, last: 9/3/18 vs. Altoona

STRIKEOUTS

4, 4x, last: 8/12/16 @ West Virginia

WALKS

4, 7/15/13 @ DSL Braves

STOLEN BASES

2, 5/9/17 vs. Down East

HITTING STREAK

9 games, 2016

PERSONAL

- ◆ Signed by Baltimore as a non-drafted free agent, 3/26/13.
- ◆ From Willemstad, Curacao, the same town that produced former Orioles infielders Jonathan and Sharlon Schoop.

2018

- ◆ Entered 2018 as the No. 29 prospect in the Orioles organization according to MLB.com.
- ◆ Played the entire season with Double-A Bowie, batting .265 with seven home runs and 41 RBI in 100 games.
- ◆ Ranked 5th in the Eastern League with a .347 average (25-72) over 19 games in April.
- ◆ Recorded 28 multi-hit efforts.
- ◆ Tied with Martin Cervenka for the second-most doubles on the Baysox with 22.
- ◆ Made just one error on the season.
- ◆ Finished the season on a high note, batting .429 (9-21) with three home runs, four doubles and eight RBI in his last five games.
- ◆ Went 4-5 with five RBI and two home runs (all career-highs) in his final game of the season, 9/3 vs Altoona.

2017

- ◆ Spent the season with Class-A Frederick, where he hit .284 with 24 home runs, 23 doubles and 78 RBI in 126 games.
- ◆ Named the Carolina League Most Valuable Player, the second Frederick player to win the award (Brandon Waring, 2009).
- ◆ Named a Carolina League Postseason All-Star.
- ◆ Ranked among Carolina League leaders in home runs (1st, 24), total bases (1st, 225), home run per at-bat ratio (1st, 18.75), RBI (2nd, 78), slugging percentage (2nd, .500), runs (4th, 73), hits (5th, 128) and batting average (5th, .284).
- ◆ Carolina League Player of the Week for the week of 7/3 - 7/9.
- ◆ Registered a career-high four hits in three games: 5/5 at Carolina, 5/18 at Salem, 7/7 vs Myrtle Beach.
- ◆ Hit two home runs in back-to-back games, 6/17 and 6/18 vs. Lynchburg.
- ◆ Batted .305 (69-226) with 15 home runs and 46 RBI in 66 games at home.

2016

- ◆ Played a majority of the year with Class-A Delmarva, where he saw time in 92 games for the Shorebirds. Batted .239 (82-343) with 12 home runs and 45 RBI.
- ◆ Hit 14 doubles and six triples on the season.
- ◆ Had a season-high four RBI after hitting a grand slam against Lakewood on 5/22.
- ◆ Had a career-high nine-game hitting streak from 5/16 to 5/28.

2015

- ◆ Spent the majority of the season with Delmarva, where he had a .262 average with 21 extra-base hits and 20 RBI in 59 games for the Shorebirds.
- ◆ Recorded 14 multi-hit games and finished 3rd on the team in runs scored (39).
- ◆ Appeared in seven games for Aberdeen, where he hit .200 (6-30).

2014

- ◆ Spent the season in the Gulf Coast League with the GLC Orioles.
- ◆ Saw action in 34 games where he .242 (24-99) with four home runs and 11 RBI.
- ◆ Had a .364 (8-22) against left-handed pitchers.
- ◆ Batted .309 with 10 RBI and 11 runs scored in 18 games during August.

2013

- ◆ Began his professional career in the Dominican Summer League with the DSL Orioles2.
- ◆ His first career hit was a double in his first game against the DSL Pirates, 6/1.
- ◆ Recorded his first three-hit game on 7/24 when he went 3-5 with an RBI and a run scored.
- ◆ Had a .294 average (25-85) with nine extra-base hits and 11 RBI in the month of July.



ADEMAR RIFAELA batted .265 with seven home runs, 22 doubles and 41 RBI in 100 games for Double-A Bowie during the 2018 campaign. (Bert Hindman/Bowie Baysox)

| YR | TEAM | ORG | AVG | G | AB | R | H | 2B | 3B | HR | RBI | BB | SO | SB | CS | SLG | OBP | OPS | E |
|---------------------|-------------------------|-----|------|-----|------|-----|-----|----|----|----|-----|-----|-----|----|----|------|------|------|----|
| 2013 | DSL Orioles2 (R) | BAL | .244 | 63 | 221 | 38 | 54 | 12 | 5 | 0 | 18 | 41 | 48 | 4 | 8 | .344 | .375 | .719 | 1 |
| 2014 | GCL Orioles (R) | BAL | .242 | 34 | 99 | 17 | 24 | 3 | 0 | 4 | 11 | 14 | 17 | 0 | 0 | .394 | .336 | .730 | 1 |
| 2015 | Aberdeen IronBirds (A) | BAL | .200 | 7 | 30 | 3 | 6 | 2 | 0 | 0 | 1 | 3 | 4 | 0 | 1 | .267 | .273 | .540 | 0 |
| | Delmarva Shorebirds (A) | BAL | .262 | 59 | 233 | 39 | 61 | 15 | 1 | 5 | 20 | 25 | 59 | 4 | 4 | .399 | .341 | .740 | 1 |
| 2016 | Frederick Keys (A) | BAL | .167 | 5 | 18 | 2 | 3 | 1 | 0 | 1 | 3 | 2 | 5 | 1 | 0 | .389 | .250 | .639 | 0 |
| | Delmarva Shorebirds (A) | BAL | .239 | 92 | 343 | 41 | 82 | 14 | 6 | 12 | 45 | 27 | 97 | 2 | 3 | .420 | .297 | .717 | 4 |
| 2017 | Frederick Keys (A) | BAL | .284 | 126 | 450 | 73 | 128 | 23 | 1 | 24 | 78 | 41 | 124 | 7 | 5 | .500 | .358 | .858 | 3 |
| 2018 | Bowie Baysox (AA) | BAL | .265 | 100 | 359 | 36 | 95 | 22 | 2 | 7 | 41 | 30 | 95 | 2 | 2 | .396 | .322 | .718 | 1 |
| Minor League Totals | | | .258 | 486 | 1753 | 249 | 453 | 92 | 15 | 53 | 217 | 183 | 449 | 20 | 23 | .419 | .335 | .754 | 11 |

LEFT-HANDED PITCHER

Josh Rogers

BATS
LEFTTHROWS
LEFTHEIGHT
6-3WEIGHT
220DOB
7/10/94SERVICE TIME
0.034

Joshua Cole Rogers

BORN: New Albany, IN

OPENING DAY AGE: 24

RESIDES: Floyds Knobs, IN

COLLEGE: University of Louisville

ACQUIRED: Trade with New York Yankees, along with RHP Cody Carroll and RHP Dillon

Tate, in exchange for LHP Zach Britton, 7/24/18

FIRST MLB STRIKEOUT: Kevin Pillar, 8/28/18 vs. TOR

FIRST MLB WIN: 8/28/18 vs. TOR (MLB Debut)



@JoshRogers13



@joshrogers13

CAREER HIGHS

STRIKEOUTS

10, 4/12/18 @ Charlotte

INNINGS

8.0, 5/16/17 @ Florida

WALKS

5, 5/5/18 @ Pawtucket

HOME RUNS ALLOWED

2, 6x, last: 8/19/18 @ Scranton/WB

RUNS ALLOWED

7, 2x, last: 7/13/18 vs Rochester

EARNED RUNS ALLOWED

7, 2x, last: 7/13/18 vs Rochester

HITS ALLOWED

13, 2x, last: 7/13/18 vs Rochester

PITCHES IN A GAME

99, 2x, last: 7/13/18 vs Rochester

PERSONAL

- ◆ Acquired by Baltimore from the New York Yankees, along with RHP Cody Carroll and RHP Dillon Tate, in exchange for LHP Zach Britton, 7/24/18.
- ◆ Originally selected by the Yankees in the 11th round of the 2015 draft.
- ◆ Attended the University of Louisville, where he played two seasons and was a 2015 All-ACC Second Team selection.
- ◆ Graduated in 2013 from New Albany High School (IN), where he was named Area Player of the Year as a sophomore and was All-State honorable mention as a junior. New Albany is the same high school that produced longtime PGA golfer Fuzzy Zoeller.
- ◆ Underwent Tommy John surgery in the spring of 2013.

2018

- ◆ Combined to go 8-9 with a 3.54 ERA in 24 starts between Scranton/WB and Norfolk before a late season promotion to Baltimore.
- ◆ Ranked among International League leaders in lowest walks per nine innings pitched (4th, 2.26), games started (T-7th, 24) and ERA (9th, 3.54).
- ◆ Opened the year with Scranton, going 6-8 with a 3.95 ERA in 19 starts.
- ◆ Tossed at least 5.0 innings in 15 of his 19 starts with Scranton, including seven outings in which he threw 7.0 innings. He did not allow a run in four of those seven 7.0-inning starts.
- ◆ Set a career-high with 10 strikeouts in a win at Charlotte, 4/12.
- ◆ Spun a complete game shutout in game two of a doubleheader, 5/11 vs. Rochester (7.0 IP).
- ◆ Allowed three earned runs or less in 13 of his 19 starts with the RailRiders.
- ◆ After being acquired in a trade, made his Tides debut on 7/28 vs. Toledo and spun seven shutout innings in a 5-1 Norfolk victory.
- ◆ Faced his former team on 8/8 vs. Scranton/Wilkes-Barre, taking a no-decision after allowing four hits and one walk while striking out three over 7.1 shutout innings of work.
- ◆ Had his contract selected by Baltimore on 8/28 and made his MLB debut that night in a start vs. Toronto. Allowed three runs on seven hits over 5.0 innings as he earned the win. Struck out Kevin Pillar looking in the second inning for his first MLB strikeout.
- ◆ Became the first left-hander to start for the Orioles when he made his debut on 8/28. It snapped a streak of 134 games started by right-handed pitchers for the Orioles.

2017

- ◆ Split the year between Class-A Tampa and Double-A Trenton in the Yankees system, going 8-5 with a 3.24 ERA in 15 starts.
- ◆ Named Florida State League Midseason All-Star.
- ◆ Opened the year with Tampa, where he was 4-3 with a 2.22 ERA in eight starts.
- ◆ Limited Florida State League batters to a .231 average, with right-handers hitting .203.
- ◆ Worked into the 6th inning in each of his eight starts with Tampa, including a career-high 8.0-inning outing on 5/16 at Florida.
- ◆ Named Florida State League Pitcher of the Week for the week of 4/24-30.
- ◆ Did not allow a run in four of his eight starts with Tampa before being joining Trenton on 5/26.
- ◆ Allowed two earned runs or less in five of his seven starts with Trenton.
- ◆ Underwent surgery to remove a bone spur in his left elbow and did not pitch after 6/28.

2016

- ◆ Combined to go 12-6 with a 2.38 ERA in 24 starts between Class-A Charleston and Tampa.
- ◆ Ranked among Yankees minor leaguers in wins (4th, 12) and ERA (5th, 2.38).
- ◆ Allowed two earned runs or fewer in 19 of his 24 starts.
- ◆ Opened the year with Charleston, posting a 1.59 ERA in four starts before joining Tampa.
- ◆ Ranked among Florida State League leaders in shutouts (T-1st, 2), ERA (3rd, 2.53) and WHIP (4th, 1.15). Also ranked 3rd among FSL starters in lowest walks per nine IP (1.58).
- ◆ Named Florida State League Pitcher of the Week for the week of 8/1-7.

2015

- ◆ Made five appearances between Charleston and Staten Island, posting a 4.05 ERA.
- ◆ Earned a win in his pro debut, 7/18 vs. Lowell. Earned first pro save, 7/31 vs. Aberdeen.



JOSH ROGERS posted a 3.54 ERA in 24 International League starts in 2018. (Scott Sears/Norfolk Tides)

| YR | TEAM | ORG | W-L | ERA | G | GS | SV | IP | H | R | ER | 2B | 3B | HR | HB | BB | SO | WP | AVG |
|------|------------------------------|-----|-------|------|----|----|----|-------|-----|-----|-----|----|----|----|----|----|-----|----|------|
| 2015 | Charleston RiverDogs (A) | NY | 1-0 | 5.68 | 2 | 0 | 0 | 6.1 | 9 | 4 | 4 | 1 | 0 | 0 | 0 | 3 | 6 | 0 | .346 |
| | Staten Island Yankees (A) | NY | 1-0 | 2.57 | 3 | 0 | 1 | 7.0 | 5 | 2 | 2 | 0 | 0 | 0 | 1 | 0 | 10 | 0 | .217 |
| 2016 | Charleston RiverDogs (A) | NY | 2-1 | 1.59 | 4 | 4 | 0 | 22.2 | 14 | 6 | 4 | 3 | 0 | 1 | 1 | 2 | 25 | 0 | .171 |
| | Tampa Yankees (A) | NY | 10-5 | 2.53 | 20 | 20 | 0 | 113.2 | 111 | 35 | 32 | 27 | 1 | 5 | 7 | 20 | 90 | 4 | .256 |
| 2017 | Trenton Thunder (AA) | NY | 4-2 | 4.62 | 7 | 7 | 0 | 39.0 | 35 | 20 | 20 | 4 | 1 | 5 | 4 | 8 | 29 | 0 | .240 |
| | Tampa Yankees (A) | NY | 4-3 | 2.22 | 8 | 8 | 0 | 52.2 | 45 | 16 | 13 | 11 | 2 | 3 | 2 | 8 | 51 | 0 | .231 |
| 2018 | Scranton/WB RailRiders (AAA) | NY | 6-8 | 3.95 | 19 | 19 | 0 | 109.1 | 118 | 53 | 48 | 19 | 2 | 13 | 3 | 29 | 83 | 1 | .273 |
| | BALTIMORE ORIOLES (AL) | BAL | 1-2 | 8.49 | 3 | 3 | 0 | 11.2 | 17 | 11 | 11 | 1 | 2 | 2 | 0 | 5 | 6 | 0 | .340 |
| | NORFOLK TIDES (AAA) | BAL | 2-1 | 2.08 | 5 | 5 | 0 | 30.1 | 26 | 9 | 7 | 6 | 0 | 3 | 0 | 7 | 18 | 1 | .226 |
| | Minor League Totals | | 30-20 | 3.07 | 68 | 63 | 1 | 381.0 | 363 | 145 | 130 | 71 | 6 | 30 | 18 | 77 | 312 | 6 | .250 |
| | Major League Totals | | 1-2 | 8.49 | 3 | 3 | 0 | 11.2 | 17 | 11 | 11 | 1 | 2 | 2 | 0 | 5 | 6 | 0 | .340 |

INFIELDER Rio Ruiz



BATS **LEFT** THROWS **RIGHT** HEIGHT **6-1** WEIGHT **215** DOB **5/22/94** SERVICE TIME **0.109**

Rio Noble Ruiz

BORN: **Covina, CA** RESIDES: **Covina, CA**
 OPENING DAY AGE: **24** COLLEGE:
 ACQUIRED: **Claimed by Baltimore off of waivers from Atlanta, 12/10/18**

@ruiz_rio

@r_reeezy

FIRST MLB HIT: **Triple off of Jeanmar Gomez, 9/28/16 vs. PHI**
 FIRST MLB HOME RUN: **Two-run HR off of Max Scherzer, 5/20/17 vs. WAS**

CAREER HIGHS

HITS

4, 3x, last: 7/15/18 @ Norfolk

RBI

6, 6/11/14 vs Rancho Cucamonga

RUNS

3, 5x, last: 5/8/18 vs Charlotte

HOME RUNS

2, 3x, last: 8/17/17 @ Scranton/WB

STRIKEOUTS

4, 3x, last: 8/27/17 vs Charlotte

WALKS

4, 7/1/13 vs Clinton

STOLEN BASES

2, 6/23/13 vs Kane County

HITTING STREAK

15 games, 2015

PERSONAL

- ◆ Claimed by Baltimore off of waivers from Atlanta, 12/10/18.
- ◆ Originally selected by Houston in the 4th round of the 2012 draft. Had committed to play baseball and football at the University of Southern California before signing with Houston.
- ◆ Graduated from Bishop Amat HS (CA), where he played both baseball and football. Other MLB alumni from Bishop Amat include All-Stars Michael Young and Dan Haren.
- ◆ Traded from Houston to Atlanta, along with RHP Mike Foltyniewicz and RHP Andrew Thurman, in exchange for RHP James Hoyt and C Evan Gattis on 1/14/15.

2018

- ◆ Spent the majority of the season with Triple-A Gwinnett, batting .269 with nine home runs, 25 doubles and 72 RBI in 130 games.
- ◆ Ranked among International League leaders in games (T-2nd, 130), at-bats (T-2nd, 498), hits (6th, 134), runs scored (6th, 72) and total bases (8th, 194).
- ◆ Appeared defensively at third base (49 games), first base (35 games), left field (20 games) and right field (11 games).
- ◆ Hit a walk-off, two-run home run in a 4-2 Gwinnett win over Indianapolis, 7/18. Also added a walk-off RBI single in the 10th inning of a 5-4 win vs. Pawtucket on 7/22.
- ◆ Hit safely in 14 straight games from 6/26 - 7/12, the longest hitting streak by a Gwinnett player in 2018. The 14-game stretch was also tied for the 8th-longest in the IL in 2018.
- ◆ Registered an RBI in six consecutive games from 6/26 - 7/1, driving in 11 runs over that span. Capped that stretch with a grand slam and a season-high four RBI, 7/1 at Charlotte.
- ◆ Hit safely in 41 of 50 games from 6/26 - 8/25, ranking 10th in the IL with a .308 batting average over that span (60-195).
- ◆ Matched a career-high with four hits, 6/29 at Charlotte and 7/15 at Norfolk.
- ◆ Appeared in 14 games over two stints with Atlanta, batting .083 (1-12) with two walks.

2017

- ◆ Opened the year ranked by MLB.com as Atlanta's #23 prospect.
- ◆ Split the year between Gwinnett and Atlanta, combining for a career-best 20 home runs.
- ◆ Hit his first big league home run on 5/20 vs. Washington's Max Scherzer, becoming the first Brave to hit his first career homer off a Cy Young Award winner since Evan Gattis in 2013.
- ◆ Led the G-Braves in doubles (25), home runs (16) and RBI (56). His 16 homers tied for the 5th-most among Atlanta minor leaguers.
- ◆ Named Gwinnett's Most Competitive Player as part of year-end awards.
- ◆ Notched a pair of two-homer games, 7/9 vs. Indianapolis and 8/17 at Scranton/WB.

2016

- ◆ Entered the year ranked as Atlanta's #19 prospect by Baseball America.
- ◆ Named the Gwinnett Braves Player of the Year after leading the club in hits (126), doubles (24), RBI (62), total bases (186), at-bats (465), slugging percentage (.400) and OPS (.755).
- ◆ Ranked among Braves farmhands in walks (2nd, 61), RBI (4th, 62) and homers (T-7th, 10).
- ◆ Ranked among International League leaders in games (T-3rd, 133) and walks (T-5th, 61).
- ◆ Reached base safely in 17 consecutive games from 6/9 - 6/27, batting .339.
- ◆ Registered his first career multi-homer game, 8/20 vs. Rochester.
- ◆ Drove in a season-high five batters, 8/25 vs. Buffalo.
- ◆ Played in eight Governors' Cup playoff contests for Gwinnett.
- ◆ Had his contract selected by Atlanta on 9/17 and made his MLB debut on 9/18 vs. Washington when he was announced as a pinch-hitter in the 7th inning. Did not register an at-bat, however, as that game was called following a second rain delay with Ruiz due up.
- ◆ Collected first big league hit on 9/28 vs. Philadelphia, a triple off of Jeanmar Gomez.
- ◆ Batted .286 (2-7) with a triple, two RBI and one stolen base in five games for Atlanta.

2015

- ◆ Tabbed by Baseball America as Atlanta's 10th-best prospect entering the season.
- ◆ Spent the entire season with Double-A Mississippi and led the M-Braves with 127 games played, 420 at-bats and 63 walks. His 63 walks tied for 10th most in the Southern League.
- ◆ Made 115 starts at third base and five as the designated hitter.

2014

- ◆ Established career highs in games (131), at-bats (516), runs (76), hits (151), doubles (37), triples (2), RBI (77) and walks (82) with High-A Lancaster. Led the team in games, at-bats, hits, doubles, RBI and walks.
- ◆ His 37 doubles tied him for tops among Astros prospects.
- ◆ Ranked among league leaders in doubles (T-1st, 37), walks (4th, 82) and OBP (6th, .387).
- ◆ Plated a career-best six runs on 6/11 vs. Rancho Cucamonga.
- ◆ Played in 21 games for the Salt River Rafters in the Arizona Fall League.

2013

- ◆ Entered the year ranked as the #8 prospect in the Houston system.
- ◆ Led the Midwest League in doubles (19) and ranked 2nd in extra-base hits (28).
- ◆ Named Quad Cities Player of the Month in both July and August.


2012

- ◆ Named as the #4 prospect in the Gulf Coast League by Baseball America.

| YR | TEAM | ORG | AVG | G | AB | R | H | 2B | 3B | HR | RBI | BB | SO | SB | CS | SLG | OBP | OPS | E |
|---------------------|-------------------------------|-----|------|-----|------|-----|-----|-----|----|----|-----|-----|-----|----|----|------|------|------|----|
| 2012 | Greeneville Astros (R) | HOU | .220 | 15 | 50 | 8 | 11 | 3 | 1 | 1 | 7 | 4 | 10 | 0 | 0 | .380 | .291 | .671 | 1 |
| | GCL Astros (R) | HOU | .271 | 23 | 85 | 13 | 23 | 8 | 2 | 0 | 11 | 12 | 22 | 2 | 0 | .412 | .361 | .773 | 0 |
| 2013 | Quad Cities River Bandits (A) | HOU | .260 | 114 | 416 | 46 | 108 | 33 | 1 | 12 | 63 | 50 | 92 | 12 | 3 | .430 | .335 | .765 | 20 |
| 2014 | Lancaster JetHawks (A) | HOU | .293 | 131 | 516 | 76 | 151 | 37 | 2 | 11 | 77 | 82 | 91 | 4 | 4 | .436 | .387 | .823 | 16 |
| 2015 | Mississippi Braves (AA) | ATL | .233 | 127 | 420 | 48 | 98 | 21 | 1 | 5 | 46 | 63 | 94 | 2 | 2 | .324 | .333 | .657 | 16 |
| 2016 | ATLANTA BRAVES (NL) | ATL | .286 | 5 | 7 | 1 | 2 | 0 | 1 | 0 | 2 | 0 | 2 | 1 | 0 | .571 | .286 | .857 | 0 |
| | Gwinnett Braves (AAA) | ATL | .271 | 133 | 465 | 52 | 126 | 24 | 3 | 10 | 62 | 61 | 116 | 1 | 4 | .400 | .355 | .755 | 7 |
| 2017 | ATLANTA BRAVES (NL) | ATL | .193 | 53 | 150 | 22 | 29 | 5 | 0 | 4 | 19 | 19 | 41 | 1 | 0 | .307 | .283 | .590 | 4 |
| | Gwinnett Braves (AAA) | ATL | .247 | 103 | 388 | 48 | 96 | 25 | 2 | 16 | 56 | 42 | 110 | 1 | 2 | .446 | .322 | .768 | 6 |
| 2018 | ATLANTA BRAVES (NL) | ATL | .083 | 14 | 12 | 1 | 1 | 0 | 0 | 0 | 0 | 2 | 5 | 0 | 0 | .083 | .267 | .350 | 0 |
| | Gwinnett Stripers (AAA) | ATL | .269 | 130 | 498 | 72 | 134 | 25 | 4 | 9 | 72 | 40 | 90 | 2 | 1 | .390 | .322 | .712 | 5 |
| Minor League Totals | | | .263 | 776 | 2838 | 363 | 747 | 176 | 16 | 64 | 394 | 354 | 625 | 24 | 16 | .404 | .344 | .748 | 71 |
| Major League Totals | | | .189 | 72 | 169 | 24 | 32 | 5 | 1 | 4 | 21 | 21 | 48 | 2 | 0 | .302 | .282 | .584 | 4 |

OUTFIELDER

Anthony Santander

BATS
BOTHTHROWS
RIGHTHEIGHT
6-2WEIGHT
225DOB
10/19/94SERVICE TIME
1.046

Anthony Roger Santander

BORN: Margarita, VZ

OPENING DAY AGE: 24

RESIDES: Agua Blanca, VZ

COLLEGE:

ACQUIRED: Selected by Baltimore from Cleveland in the Major League portion of the Rule 5 Draft, 12/8/16

FIRST MLB HIT: Single off of Yusmeiro Petit, 8/18/17 vs. LAA

FIRST MLB HOME RUN: Two-run HR off of Domingo Germán, 4/8/18 @ NYY



@roller_mvp



@anthonysantander

CAREER HIGHS

HITS
4, 6x, last: 8/25/16 vs. WilmingtonRBI
6, 7/16/16 @ WilmingtonRUNS
5, 7/27/17 vs. AkronHOME RUNS
2, 4x, last: 8/9/17 vs. HarrisburgSTRIKEOUTS
4, 6/13/16 vs. CarolinaWALKS
3, 7/27/17 vs. AkronSTOLEN BASES
1, several timesHITTING STREAK
12 games, 2016

PERSONAL

- Selected by Baltimore from Cleveland in the Major League Rule 5 draft, 12/8/16.
- Originally signed by Cleveland as an undrafted free agent, 7/2/11.

2018

- Opened the year with Baltimore, batting .198 with a home run and six RBI in 33 games.
- Connected for his first big league homer on 4/8 at Yankee Stadium, a go-ahead two-run homer off of RHP Domingo Germán.
- Recorded his first big league stolen base, 4/5 at Yankee Stadium.
- Hit safely in four straight games for Baltimore from 4/25-29, batting .438 (7-16).
- Optioned to Double-A Bowie on 5/13 and appeared in 54 games with the Baysox, hitting .258 with five home runs and 22 RBI.
- Placed on Bowie's disabled list with a staph infection in his knee, 7/24. Joined Aberdeen on a rehab assignment on 8/15 and hit .286 with a home run and five RBI in seven games.
- Joined Norfolk on 8/24 and spent the remainder of the season with the Tides, hitting .182 with two home runs and seven RBI in 11 games.
- Gave Norfolk a walk-off win with a 10th inning RBI single, 8/25 vs. Durham.
- Connected on his first Triple-A home run, 9/1 at Durham.
- Hit .251 with five home runs and 24 RBI in 53 games for Tigres de Aragua in the VWL.

2017

- Spent his first season in the Orioles system after being a Rule 5 selection from Cleveland. Entered the season ranked as the #8 prospect in the Orioles system according to MLB.com and Baseball America.
- Opened the year on the disabled list with a strained right forearm; reinstated from the 60-day disabled list on 8/16. Appeared in 16 rehab games with Bowie (15 G) and Frederick (1 G) before joining Baltimore on 8/18.
- In 15 games with Bowie, hit .380 with five home runs, five doubles and 14 RBI.
- Made his MLB debut on 8/18 vs. the Angels and collected his first big league hit (single off of Yusmeiro Petit) in the 9th inning of that contest.
- Recorded his first Major League multi-hit game on 9/27 vs. Pittsburgh, going 3-4 with two doubles and one RBI.
- Appeared in 18 games for Salt River in the Arizona Fall League, hitting .208 with one home run and 15 RBI.

2016

- Spent season with Class-A Lynchburg in the Cleveland system, hitting .290 with 20 home runs and 95 RBI in 128 games. Ranked among Indians minor leaguers in RBI (2nd), home runs (4th) and average (9th).
- Named by MiLB.com as a Cleveland Indians Organizational All-Star.
- Ranked among Carolina League leaders in extra-base hits (1st, 62), doubles (1st, 42), runs (2nd, 90), total bases (2nd, 247), home runs (3rd, 20), RBI (3rd, 95), hits (3rd, 145), slugging (3rd, .494), OBP (5th, .368) and average (6th, .290).
- Named a Carolina League Postseason All-Star and a Baseball America High Class-A All-Star.
- Ranked among Minor League Baseball leaders in doubles (T-5th, 42), RBI (T-13th, 95), extra-base hits (T-16th, 62) and runs (T-17th, 90).
- Had a career-high 12-game hitting streak from 6/30 - 7/13, over which he hit .354.
- Hit two homers (including a grand slam) and set career-high with six RBI, 7/16 at Wilmington.
- Named Carolina League Player of the Week for the week of 7/11-17.
- Hit .342 with nine home runs, 10 doubles, 29 RBI and 23 runs scored in 28 games in July.
- Had 38 multi-hit games, including three different four-hit contests.

2015

- Split season between Lake County and Mahoning Valley, hitting .294 with 13 home runs, 22 doubles and 51 RBI in 72 games.
- Began the season with Mahoning Valley and was promoted to Lake County after batting .419 (13-31) in his first eight games, earning NY-Penn League Player of the Week (6/22-28).
- Hit safely in 12 of his first 13 games with Lake County, including an 11-game hit streak over which he hit hitting .340 (18-53) with five runs and six RBI.
- Had multi-homer games on 8/19 at Lansing and 9/6 vs. South Bend.

2014

- Entered the year ranked as the #20 prospect in the Indians system by Baseball America.
- Missed a part of the season due to a right elbow strain.

2013

- Entered the year ranked as the #14 prospect in the Indians system by Baseball America.
- Went 4-5 with two doubles and an RBI in a win over Lansing, 7/3.
- Batted .306 (15-49) with five extra-base hits and 11 RBI in July.
- Placed on DL with right elbow injury and did not appear in a game after 7/19.

| YR | TEAM | ORG | AVG | G | AB | R | H | 2B | 3B | HR | RBI | BB | SO | SB | CS | SLG | OBP | OPS | E |
|------|-------------------------------|-----|------|-----|------|-----|-----|-----|----|----|-----|-----|-----|----|----|------|------|-------|-----|
| 2012 | AZL Indians (R) | CLE | .305 | 43 | 154 | 27 | 47 | 15 | 1 | 4 | 32 | 13 | 37 | 6 | 3 | .494 | .381 | .875 | 0 |
| 2013 | Lake County Captains (A) | CLE | .242 | 61 | 219 | 27 | 53 | 13 | 0 | 5 | 31 | 13 | 43 | 6 | 3 | .370 | .303 | .673 | 5 |
| 2014 | Lake County Captains (A) | CLE | .184 | 43 | 163 | 16 | 30 | 9 | 1 | 1 | 10 | 17 | 49 | 2 | 0 | .270 | .260 | .530 | N/A |
| 2015 | Lake County Captains (A) | CLE | .278 | 64 | 248 | 46 | 69 | 16 | 0 | 10 | 42 | 18 | 53 | 4 | 2 | .464 | .337 | .801 | 2 |
| | Mahoning Valley Scrappers (A) | CLE | .419 | 8 | 31 | 6 | 13 | 6 | 0 | 3 | 9 | 4 | 8 | 0 | 0 | .903 | .486 | 1.389 | 0 |
| 2016 | Lynchburg Hillcats (A) | CLE | .290 | 128 | 500 | 90 | 145 | 42 | 0 | 20 | 95 | 54 | 118 | 10 | 5 | .494 | .368 | .862 | 3 |
| 2017 | BALTIMORE ORIOLES (AL) | BAL | .267 | 13 | 30 | 1 | 8 | 3 | 0 | 0 | 2 | 0 | 8 | 0 | 0 | .367 | .258 | .625 | 0 |
| | Bowie Baysox (AA) | BAL | .380 | 15 | 50 | 13 | 19 | 5 | 0 | 5 | 14 | 7 | 9 | 0 | 0 | .780 | .458 | 1.238 | 0 |
| | Frederick Keys (A) | BAL | .400 | 1 | 5 | 0 | 2 | 0 | 0 | 0 | 0 | 0 | 1 | 0 | 0 | .400 | .400 | .800 | 0 |
| 2018 | BALTIMORE ORIOLES (AL) | BAL | .198 | 33 | 101 | 8 | 20 | 5 | 1 | 1 | 6 | 6 | 21 | 1 | 0 | .297 | .250 | .547 | 2 |
| | Bowie Baysox (AA) | BAL | .258 | 54 | 209 | 26 | 54 | 9 | 3 | 5 | 22 | 10 | 32 | 4 | 1 | .402 | .293 | .695 | 0 |
| | Aberdeen IronBirds (A) | BAL | .286 | 7 | 28 | 6 | 8 | 5 | 0 | 1 | 5 | 2 | 5 | 2 | 0 | .571 | .355 | .926 | 0 |
| | NORFOLK TIDES (AAA) | BAL | .182 | 11 | 44 | 3 | 8 | 3 | 0 | 2 | 7 | 2 | 9 | 0 | 0 | .386 | .213 | .599 | 0 |
| | Minor League Totals | | .271 | 435 | 1651 | 260 | 448 | 123 | 5 | 56 | 267 | 140 | 364 | 34 | 14 | .454 | .337 | .791 | 10 |
| | Major League Totals | | .214 | 46 | 131 | 9 | 28 | 8 | 1 | 1 | 8 | 6 | 29 | 1 | 0 | .313 | .252 | .565 | 2 |

RIGHT-HANDED PITCHER

Bo Schultz



BATS
RIGHT

THROWS
RIGHT

HEIGHT
6-3

WEIGHT
230

DOB
9/25/85

SERVICE TIME
2.085

Patrick Bowen Schultz

BORN: **Dallas, TX**

OPENING DAY AGE: **33**

ACQUIRED: **Signed by Baltimore as a minor league free agent, 1/12/19**

RESIDES: **Darien, IL**

COLLEGE: **Northwestern University**



@SchultzBo



@SchultzBo

FIRST MLB STRIKEOUT: **Mike Leake, 7/29/14 @ CIN**

FIRST MLB WIN:

CAREER HIGHS

STRIKEOUTS

8, 4/12/14 @ El Paso

INNINGS

8.0, 4/22/14 @ Fresno

WALKS

7, 6/14/14 @ Memphis

HOME RUNS ALLOWED

2, 5x, last: 8/19/15 @ Philadelphia

RUNS ALLOWED

11, 5/2/14 @ Salt Lake

EARNED RUNS ALLOWED

11, 5/2/14 @ Salt Lake

HITS ALLOWED

11, 5/2/14 @ Salt Lake

PITCHES IN A GAME

108, 7/5/14 vs Sacramento

PERSONAL

- ◆ Signed by Baltimore as a minor league free agent, 1/12/19.
- ◆ Originally signed by Oakland as a non-drafted free agent, 6/22/08.
- ◆ Attended Northwestern University, where he was named an Academic All-American Big Ten selection during his 2008 senior season. Did not see game action until his junior year.
- ◆ Graduated cum laude from Highland Park (TX) High School, where he played baseball and football. The school has also produced 3-time Cy Young winner Clayton Kershaw, Lions quarterback Matt Stafford and 1948 Heisman Trophy winner Doak Walker.

2018

- ◆ Opened the year with Class-A Bradenton as he continued his recovery from 2017 "Tommy John" surgery. Turned in eight scoreless outings before joining Indianapolis on 4/28.
- ◆ Registered three saves and posted a 2.00 ERA in 24 games with Indianapolis.
- ◆ Did not allow an earned run in 20 of his 24 outings with the Indians.
- ◆ Posted a 0.66 ERA (1 ER, 13.2 IP) and a .216 opponent's average in 11 home contests.
- ◆ Did not surrender a home run in 118 batters faced with Indianapolis.
- ◆ Placed on the disabled list with a right forearm strain, 7/14. Did not pitch the rest of the year.

2017

- ◆ Missed the entire season after undergoing "Tommy John" surgery on 3/29.

2016

- ◆ Opened the year on the disabled list after undergoing hip surgery.
- ◆ Combined to go 3-2 with a 4.50 ERA in 31 relief appearances between Buffalo, New Hampshire and Dunedin in the Toronto organization.
- ◆ Posted a 3.74 ERA in 26 games with Buffalo, holding left-handers to a .211 average.
- ◆ Did not allow an earned run in 19 of his 26 relief appearances with Buffalo.
- ◆ Went 0-1 with a 5.51 ERA in 16 games over five stints with Toronto.
- ◆ Posted a 1.80 ERA and an .063 opponent's average (1-16) in six road outings with Toronto.

2015

- ◆ Split the year between Buffalo and Toronto.
- ◆ Opened the year in Buffalo, going 2-1 with seven saves and a 1.69 ERA in 16 games. Limited IL batters to a .203 average, including a .188 mark with runners in scoring position.
- ◆ Did not allow an earned run in 13 of his 16 games with Buffalo, including each of his last six.
- ◆ Promoted to Toronto on 6/2 and spent the rest of the season in the Blue Jays bullpen, going 0-1 with one save and a 3.56 ERA in 31 appearances.
- ◆ Limited big league hitters to a .205 average, with left-handers batting just .148 (9-61).
- ◆ Earned his first career Major League save, 7/23 at Oakland.
- ◆ Allowed just two of 12 inherited runners to score during his time with Toronto.

2014

- ◆ Made his first Opening Day roster, opening the season in the Arizona bullpen.
- ◆ Made his MLB debut on 3/23 vs. the LA Dodgers in a game played in Sydney, Australia.
- ◆ Optioned to Reno on 3/29 and appeared in 28 games (23 starts) for the Aces, going 10-8 with a 6.18 ERA. Led the club in wins, starts and innings (135.1) during the season. His 10 wins also ranked third among Diamondbacks minor leaguers.
- ◆ Set a career-high with eight strikeouts, 4/12 at El Paso.
- ◆ Pitched in three games out of the Diamondbacks bullpen from 7/29 - 8/5.

CAREER HIGHLIGHTS

- ◆ Appeared in the postseason with Double-A Mobile during the 2012 and 2013 seasons. Made four scoreless appearances with the BayBears during the 2012 season as Mobile captured the Southern League championship.
- ◆ Played for Salt River in the 2013 Arizona Fall League, going 3-0 with a 3.09 ERA.
- ◆ Ranked third among Diamondbacks minor leaguers with 11 saves in 2012.
- ◆ Pitched with Grand Prairie of the Independent American Association in 2011.
- ◆ Named the Northwest League Pitcher of the Week, 9/8/09.

| YR | TEAM | ORG | W-L | ERA | G | GS | SV | IP | H | R | ER | 2B | 3B | HR | HB | BB | SO | WP | AVG |
|----------------------------|-----------------------------|-----|--------------|-------------|------------|-----------|-----------|--------------|------------|------------|------------|------------|-----------|-----------|-----------|------------|------------|-----------|-------------|
| 2008 | AZL Athletics (R) | OAK | 4-3 | 5.24 | 14 | 7 | 0 | 44.2 | 43 | 33 | 26 | 8 | 7 | 0 | 1 | 25 | 30 | 5 | .250 |
| 2009 | Vancouver Canadians (A) | OAK | 2-3 | 2.66 | 26 | 0 | 0 | 44.0 | 29 | 19 | 13 | 2 | 0 | 0 | 4 | 19 | 48 | 5 | .185 |
| 2010 | Kane County Cougars (A) | OAK | 6-1 | 2.87 | 41 | 0 | 0 | 75.1 | 57 | 31 | 24 | 10 | 2 | 2 | 10 | 34 | 65 | 3 | .208 |
| 2011 | Stockton Ports (A) | OAK | 0-0 | 14.85 | 7 | 0 | 1 | 6.2 | 11 | 14 | 11 | 3 | 0 | 0 | 1 | 5 | 4 | 1 | .367 |
| | Grand Prairie AirHogs (IND) | -- | 4-3 | 4.13 | 37 | 4 | 1 | 72.0 | 80 | 35 | 33 | N/A | N/A | 2 | 3 | 24 | 54 | 7 | N/A |
| 2012 | Mobile BayBears (AA) | ARI | 2-3 | 2.11 | 17 | 0 | 0 | 21.1 | 20 | 8 | 5 | 4 | 0 | 0 | 1 | 7 | 13 | 1 | .244 |
| | Visalia Rawhide (A) | ARI | 4-2 | 4.50 | 29 | 0 | 11 | 34.0 | 41 | 21 | 17 | 3 | 0 | 3 | 0 | 10 | 36 | 2 | .295 |
| 2013 | Reno Aces (AAA) | ARI | 0-2 | 5.49 | 17 | 0 | 0 | 19.2 | 29 | 12 | 12 | 6 | 1 | 4 | 1 | 7 | 23 | 4 | .345 |
| | Mobile BayBears (AA) | ARI | 5-4 | 2.86 | 20 | 16 | 1 | 85.0 | 62 | 29 | 27 | 11 | 0 | 3 | 7 | 29 | 52 | 10 | .205 |
| 2014 | ARIZONA D-BACKS (NL) | ARI | 0-1 | 7.88 | 4 | 0 | 0 | 8.0 | 13 | 7 | 7 | 3 | 0 | 1 | 0 | 1 | 5 | 0 | .382 |
| | Reno Aces (AAA) | ARI | 10-8 | 6.18 | 28 | 23 | 0 | 135.1 | 174 | 109 | 93 | 38 | 6 | 17 | 4 | 46 | 82 | 4 | .311 |
| 2015 | TORONTO BLUE JAYS (AL) | TOR | 0-1 | 3.56 | 31 | 0 | 1 | 43.0 | 32 | 19 | 17 | 4 | 0 | 7 | 1 | 14 | 31 | 2 | .205 |
| | Buffalo Bisons (AAA) | TOR | 2-1 | 1.69 | 16 | 0 | 7 | 21.1 | 15 | 4 | 4 | 4 | 1 | 1 | 0 | 7 | 18 | 1 | .203 |
| 2016 | TORONTO BLUE JAYS (AL) | TOR | 0-1 | 5.51 | 16 | 0 | 0 | 16.1 | 17 | 10 | 10 | 2 | 1 | 3 | 0 | 3 | 10 | 0 | .266 |
| | Buffalo Bisons (AAA) | TOR | 3-2 | 3.74 | 26 | 0 | 2 | 33.2 | 30 | 15 | 14 | 6 | 0 | 2 | 1 | 7 | 21 | 1 | .248 |
| | New Hampshire (AA) | TOR | 0-0 | 10.80 | 2 | 0 | 0 | 1.2 | 2 | 2 | 2 | 0 | 0 | 1 | 0 | 2 | 3 | 0 | .286 |
| | Dunedin Blue Jays (A) | TOR | 0-0 | 10.13 | 3 | 0 | 0 | 2.2 | 4 | 4 | 3 | 0 | 0 | 0 | 0 | 3 | 3 | 1 | .333 |
| 2018 | Indianapolis Indians (AAA) | PIT | 0-1 | 2.00 | 24 | 0 | 3 | 27.0 | 29 | 9 | 6 | 7 | 0 | 0 | 0 | 10 | 22 | 1 | .271 |
| | Bradenton Marauders (A) | PIT | 0-0 | 0.00 | 8 | 0 | 0 | 10.2 | 2 | 0 | 0 | 1 | 0 | 0 | 1 | 4 | 10 | 1 | .061 |
| Minor League Totals | | | 38-30 | 4.11 | 278 | 46 | 25 | 563.0 | 548 | 310 | 257 | 107 | 17 | 33 | 32 | 215 | 430 | 40 | .256 |
| Major League Totals | | | 0-3 | 4.54 | 51 | 0 | 1 | 67.1 | 62 | 36 | 34 | 9 | 1 | 11 | 1 | 18 | 46 | 2 | .284 |

LEFT-HANDED PITCHER

Tanner Scott

BATS
LEFTTHROWS
LEFTHEIGHT
6-2WEIGHT
220DOB
7/22/94SERVICE TIME
0.166

Tanner Alexander Scott

BORN: **Mogadore, OH**OPENING DAY AGE: **24**ACQUIRED: **Selected by Baltimore in the 6th round of the 2014 draft**RESIDES: **Mogadore, OH**COLLEGE: **Howard College (TX)**FIRST MLB STRIKEOUT: **Deven Marrero, 9/20/17 vs. BOS**FIRST MLB WIN: **7/15/18 vs. TEX**

@tannerscott



@tannerscott

CAREER HIGHS

STRIKEOUTS

6, 5x, last: 6/21/17 @ Binghamton

INNINGS

3.2, 7/17/17 @ Hartford

WALKS

5, 7/30/14 @ GCL Red Sox

HOME RUNS ALLOWED

1, several times

RUNS ALLOWED

7, 4/27/16 vs. Salem

EARNED RUNS ALLOWED

7, 4/27/16 vs. Salem

HITS ALLOWED

5, 3x, last: 8/23/17 vs. Reading

PITCHES IN A GAME

65, 5/18/17 @ Harrisburg

PERSONAL

- Selected by Baltimore in the 6th round of the 2014 draft.
- Attended NJCAA Howard College in Big Spring, TX, going 7-4 with a 2.66 ERA during his sophomore season. Had committed to transfer to Texas Tech before signing with Baltimore.
- Played at Division II Notre Dame College of Ohio during his freshman year.
- Attended Howland High School in Howland Township, OH.

2018

- Made 53 outings with Baltimore in his first big league season, going 3-2 with a 5.40 ERA.
- Entered 2018 rated as the #6 prospect in the Orioles system according to MLB.com.
- Ranked second among Orioles relievers with 76 strikeouts. Struck out the side on nine different occasions, tied for third-most in the majors in 2018 behind only Edwin Diaz (15 times) and Aroldis Chapman (12 times).
- Registered a 3.38 ERA in 11 relief outings in September, striking out 15 over 10.2 innings.
- Posted a 1.35 ERA (3 ER, 20.0 IP) with 30 strikeouts and four walks in 20 daytime outings.
- Stranded 12 of 31 inherited runners with Baltimore.
- Limited left-handed batters to a .218 average (19-87) with 35 strikeouts.
- Earned his first big league victory on 7/15 vs. Texas.
- Recorded four strikeouts in three separate relief appearances.
- Made 10 appearances with Norfolk, posting a 0.75 ERA (1 ER, 12.0 IP). Did not allow an earned run over his first nine outings with the Tides - his first action at the Triple-A level.

2017

- Spent majority of the year with Bowie before being recalled by Baltimore in September.
- Went 0-2 with a 2.22 ERA in 24 starts for Bowie, registering 87 strikeouts, 46 walks and 45 hits in 69.0 innings pitched. Was limited to 3.2 innings or less in each of his 24 starts.
- Named an Eastern League Midseason All-Star.
- Held Eastern League batters to a .188 average, with left-handers batting .171 and right-handers hitting .195.
- Participated in the All-Star Futures Game, allowing one run in 1.0 inning of relief.
- Had four starts in which he threw at least 3.0 innings and did not allow a hit.
- Limited EL opponents to a .164 average (11-67) with runners in scoring position, including .133 with RISP and two outs.
- Had his contract selected from Bowie on 9/17. Made his MLB debut on 9/20 vs. Boston (1.0 IP, 2 H, 2 ER, 2 BB, 1 K) and struck out Deven Marrero for first big league strikeout.
- Following the season, rated by Baseball America as the #6 prospect in the Orioles system. Also rated as having the Best Slider and Best Fastball among Orioles minor leaguers.

2016

- Split the year between Class-A Frederick and Double-A Bowie, going 5-4 with five saves and a 4.76 ERA in 43 games.
- Registered 81 strikeouts while allowing just 40 hits in 64.1 IP between the two levels.
- In 29 appearances with Frederick, held Carolina League batters to a .133 average (22-165).
- Had a 9.39 ERA through his first 10 games with the Keys before posting a 0.84 ERA (3 ER, 32.0 IP) with 47 strikeouts and 13 hits allowed over his next 17 games.
- Carolina League batters hit just .025 (1-40) against him in May, as he registered 17 strikeouts and 11 walks in 14.0 IP. Followed that up by posting a 0.57 ERA (1 ER, 15.2 IP) with a .111 opposing average (6-54) in nine games in June.
- Promoted to Bowie on 7/22 and finished his season with the Baysox, going 1-2 with a 5.63 ERA in 14 relief outings.
- Posted a 6.32 ERA in seven games for Peoria in the Arizona Fall League.

2015

- Began the year with Class-A Aberdeen, where he went 4-0 with a 3.38 ERA in nine games.
- Held New York-Penn League batters to a .211 average, with left-handers batting .192.
- Promoted to Class-A Delmarva on 7/31 and registered two saves and a 4.29 ERA in nine games (two starts) with the Shorebirds.
- Struck out a career-high six batters over a 3.0-inning relief outing, 8/27 at Kannapolis.
- Between the two levels, registered 60 strikeouts while allowing just 35 hits in 42.1 innings.
- Ranked by MLB.com as the #11 prospect in the Orioles system following the season.

2014

- Made his pro debut for the GCL Orioles on 6/27, throwing 3.0 innings and striking out two.
- Earned his first professional win on 7/5, striking out three over two scoreless innings.
- Rated by Baseball America as having the Best Fastball in the Orioles system.



TANNER SCOTT registered 76 strikeouts in 53.1 IP for Baltimore in 2018. (Les Treagus/Norfolk Tides)

| YR | TEAM | ORG | W-L | ERA | G | GS | SV | IP | H | R | ER | 2B | 3B | HR | HB | BB | SO | WP | AVG |
|------|-------------------------|-----|-------|-------|-----|----|----|-------|-----|-----|----|----|----|----|----|-----|-----|----|------|
| 2014 | GCL Orioles (R) | BAL | 1-5 | 6.26 | 10 | 8 | 0 | 23.0 | 21 | 22 | 16 | 4 | 0 | 0 | 3 | 20 | 23 | 2 | .236 |
| 2015 | Aberdeen IronBirds (A) | BAL | 4-0 | 3.38 | 9 | 1 | 0 | 21.1 | 16 | 9 | 8 | 3 | 1 | 0 | 3 | 12 | 31 | 1 | .211 |
| | Delmarva Shorebirds (A) | BAL | 0-3 | 4.29 | 9 | 2 | 2 | 21.0 | 19 | 12 | 10 | 6 | 1 | 0 | 0 | 10 | 29 | 3 | .247 |
| 2016 | Bowie Baysox (AA) | BAL | 1-2 | 5.63 | 14 | 0 | 0 | 16.0 | 18 | 11 | 10 | 4 | 1 | 0 | 1 | 15 | 18 | 0 | .305 |
| | Frederick Keys (A) | BAL | 4-2 | 4.47 | 29 | 0 | 5 | 48.1 | 22 | 33 | 24 | 4 | 1 | 1 | 2 | 42 | 63 | 5 | .133 |
| 2017 | BALTIMORE ORIOLES (AL) | BAL | 0-0 | 10.80 | 2 | 0 | 0 | 1.2 | 2 | 2 | 2 | 1 | 0 | 0 | 0 | 2 | 2 | 0 | .286 |
| | Bowie Baysox (AA) | BAL | 0-2 | 2.22 | 24 | 24 | 0 | 69.0 | 45 | 17 | 17 | 3 | 1 | 2 | 2 | 46 | 87 | 6 | .188 |
| 2018 | BALTIMORE ORIOLES (AL) | BAL | 3-3 | 5.40 | 53 | 0 | 0 | 53.1 | 55 | 33 | 32 | 12 | 2 | 6 | 1 | 28 | 76 | 7 | .263 |
| | NORFOLK TIDES (AAA) | BAL | 0-1 | 0.75 | 10 | 0 | 0 | 12.0 | 10 | 1 | 1 | 4 | 0 | 0 | 0 | 9 | 13 | 2 | .250 |
| | Minor League Totals | | 10-15 | 3.67 | 105 | 35 | 7 | 210.2 | 151 | 105 | 86 | 28 | 5 | 3 | 11 | 154 | 264 | 19 | .202 |
| | Major League Totals | | 3-3 | 5.56 | 55 | 0 | 0 | 55.0 | 57 | 35 | 34 | 13 | 2 | 6 | 1 | 30 | 78 | 7 | .264 |

RIGHT-HANDED PITCHER

Cody Sedlock



BATS **RIGHT** THROWS **RIGHT** HEIGHT **6-3** WEIGHT **195** DOB **6/19/95** SERVICE TIME **0.000**

Cody Austin Sedlock

BORN: **Sherrard, IL** RESIDES: **Largo, FL**
 OPENING DAY AGE: **23** COLLEGE: **University of Illinois**
 ACQUIRED: **Selected by Baltimore in the 1st round (27th overall) of the 2016 draft**



@CodySedlock



@CodySedlock

FIRST MLB STRIKEOUT:
 FIRST MLB WIN:

CAREER HIGHS

| STRIKEOUTS | INNINGS | WALKS | HOME RUNS ALLOWED |
|----------------------|--|-------------------------------------|-------------------------------------|
| 7, 5/5/17 @ Carolina | 6.0, 3x, last: 9/2/18 vs. Myrtle Beach | 4, 3x, last: 4/19/18 vs. Wilmington | 2, 3x, last: 8/23/17 vs. Wilmington |
| RUNS ALLOWED | EARNED RUNS ALLOWED | HITS ALLOWED | PITCHES IN A GAME |
| 9, 5/18/17 @ Salem | 9, 5/18/17 @ Salem | 11, 6/26/17 vs. Wilmington | 96, 5/31/17 @ Salem |

PERSONAL

- Selected by Baltimore in the 1st round (27th overall) of the 2016 draft.
- Was drafted out of the University of Illinois and became the third Illini player to be drafted in the 1st round - and the first since Tyler Jay in 2015. Set the Illini single-season record for strikeouts (116) and was named Big Ten Pitcher of the Year in 2016. Majored in plant biotechnology while at Illinois.
- Named First Team All-America by Baseball America, Second Team All-America by D1Baseball.com and Third Team All-America by the ABCA after his junior season at Illinois.
- Graduated from Alleman Catholic High School (IL) where he went 8-1 with a 1.57 ERA and 76 strikeouts during his senior season while batting .377 with 13 doubles and 33 RBI.

2018

- Entered 2018 rated as the #12 prospect in the Orioles system according to MLB.com.
- Limited to just 13 games (nine starts) across three levels due to injuries.
- Opened the year with Frederick but made just three starts before landing on the disabled list with thoracic outlet syndrome, caused by compression of veins or nerves from the neck to below the shoulder.
- Made seven rehab appearances with the GCL Orioles (from 7/17 - 8/4) and Aberdeen (8/9 - 8/15) before returning to Frederick to end the season.
- Posted a 3.27 ERA (4 ER, 11.0 IP) over three starts with Frederick to end his campaign.

2017

- Spent the season with Class-A Frederick, where he went 4-5 with a 5.90 ERA in 20 starts.
- Earned his first professional victory in his first start of the season, 4/8 vs. Carolina.
- Opened the year 3-0 with a 1.64 ERA over his first four starts, allowing 10 hits while striking out 16 over 22.0 innings.
- Set professional career-high with seven strikeouts in a win at Carolina, 5/5.
- Allowed three earned runs or less in 13 of his 20 starts, but surrendered six earned runs or more in four outings.
- After the season, rated by Baseball America as the #7 prospect in the O's organization.

2016

- Began his professional career in the Orioles organization with Class-A Aberdeen, posting a 3.67 ERA over nine starts. Pitched 3.0 innings in each of his nine outings, allowing more than one hit in just three appearances.
- Limited New York-Penn League batters to a .158 average, as he registered nine more strikeouts (25) than hits allowed (16) in 27.0 innings pitched.



CODY SEDLOCK was Baltimore's 1st round selection (27th overall) in the 2016 draft. (MASNSports.com)

ORIOLES 1ST ROUND PICKS SINCE 2007

| YEAR | PLAYER | POSITION | PICK | SCHOOL |
|------|---|----------|------|-----------------------------|
| 2007 | Matt Wieters | C | 5 | Georgia Tech |
| 2008 | Brian Matusz | LHP | 4 | University of San Diego |
| 2009 | Matt Hobgood | RHP | 5 | Norco HS (CA) |
| 2010 | Manny Machado | IF | 3 | Miami Brito Private HS (FL) |
| 2011 | Dylan Bundy | RHP | 4 | Owasso HS (OK) |
| 2012 | Kevin Gausman | RHP | 4 | Louisiana State University |
| 2013 | Hunter Harvey | RHP | 22 | Bandys HS (NC) |
| 2014 | No 1st Round Pick (Orioles first pick was at #90) | | | |
| 2015 | DJ Stewart | OF | 25 | Florida State University |
| | Ryan Mountcastle | IF | 36 | Paul J. Hagerty HS (FL) |
| 2016 | CODY SEDLOCK | RHP | 27 | UNIVERSITY OF ILLINOIS |
| 2017 | DL Hall | LHP | 21 | Valdosta HS (GA) |
| 2018 | Grayson Rodriguez | RHP | 11 | Central Heights HS (TX) |
| | Cadyn Grenier | IF | 37 | Oregon State University |

| YR | TEAM | ORG | W-L | ERA | G | GS | SV | IP | H | R | ER | 2B | 3B | HR | HB | BB | SO | WP | AVG |
|---------------------|------------------------|-----|-----|------|----|----|----|-------|-----|----|----|----|----|----|----|----|-----|----|------|
| 2016 | Aberdeen IronBirds (A) | BAL | 0-1 | 3.00 | 9 | 9 | 0 | 27.0 | 16 | 11 | 9 | 4 | 0 | 1 | 0 | 13 | 25 | 3 | .158 |
| 2017 | Frederick Keys (A) | BAL | 4-5 | 5.90 | 20 | 20 | 0 | 90.0 | 119 | 66 | 59 | 29 | 3 | 11 | 2 | 36 | 69 | 8 | .313 |
| 2018 | Aberdeen IronBirds (A) | BAL | 0-1 | 2.57 | 2 | 2 | 0 | 7.0 | 6 | 2 | 2 | 0 | 0 | 0 | 0 | 2 | 5 | 0 | .250 |
| | Frederick Keys (A) | BAL | 0-2 | 7.97 | 6 | 6 | 0 | 20.1 | 27 | 19 | 18 | 5 | 1 | 3 | 4 | 12 | 13 | 0 | .325 |
| | GCL Orioles (R) | BAL | 0-0 | 0.93 | 5 | 1 | 0 | 9.2 | 5 | 1 | 1 | 1 | 0 | 0 | 1 | 4 | 10 | 0 | .161 |
| Minor League Totals | | | 4-9 | 5.20 | 42 | 38 | 0 | 154.0 | 173 | 99 | 89 | 39 | 4 | 15 | 7 | 67 | 122 | 11 | .279 |

CATCHER

Chance Sisco

BATS
LEFTTHROWS
RIGHTHEIGHT
6-2WEIGHT
195DOB
2/24/95SERVICE TIME
0.156

Chance Thomas Sisco

BORN: Corona, CA
OPENING DAY AGE: 24RESIDES: Corona, CA
COLLEGE:

ACQUIRED: Selected by Baltimore in the 2nd round of the 2013 draft



@chance_sis12



@chance_sisco

FIRST MLB HIT: Double off of Masahiro Tanaka, 9/14/17 @ NYY

FIRST MLB HOME RUN: Solo HR off of Giovanny Gallegos, 9/14/17 @ NYY

CAREER HIGHS

HITS
4, 5x, last: 8/30/16 vs. HarrisburgRBI
5, 9/1/16 @ CharlotteRUNS
4, 6/19/17 @ DurhamHOME RUNS
1, several timesSTRIKEOUTS
3, several timesWALKS
4, 4/22/16 vs. HarrisburgSTOLEN BASES
1, several timesHITTING STREAK
18 games, 2014

PERSONAL

- Selected by Baltimore in the 2nd round (#61 overall) of the 2013 draft.
- Attended Santiago High School in Corona, CA. Was primarily a shortstop in high school before converting to a catcher during his senior year.

2018

- Spent the majority of the season with Baltimore, where he hit .181 with two home runs, eight doubles and 16 RBI in 63 games.
- Entered 2018 rated as the #3 prospect in the O's system by Baseball America and MLB.com. Rated by Baseball America as the #68 prospect in baseball (MLB.com rated him #99).
- Made Baltimore's Opening Day roster after batting .429 (15-35) with two home runs, five doubles, nine runs and 10 RBI in 18 Spring Training games.
- Was hit by 11 pitches, a mark that led the Orioles and tied for 11th-most in the AL.
- Recorded a Major League career-high with three RBI, 5/24 at the Chicago White Sox.
- Stole home as part of a double steal on 5/12 vs. Tampa Bay for his first career big league stolen base. He was the first Orioles catcher to steal home (since records began in 1974), and he was the first Oriole to steal home for their first career stolen base since Cal Ripken Jr. did so on 5/31/82 vs. Texas.
- Batted .267 (12-45) with a .377 OBP in 20 games in April. Also threw out 63.4% (7-11) of attempted basestealers in April, including three baserunners on 4/21 vs. Cleveland.
- Appeared in 38 games for Norfolk, batting .242 with three home runs, five doubles, 12 RBI and a .344 on-base percentage.

2017

- Spent most of the season with Norfolk before a late season promotion to Baltimore.
- Entered 2017 rated as the #1 prospect in the O's system by Baseball America and MLB.com.
- Hit .267 with 23 doubles, seven homers, 47 RBI and a .340 OBP in 97 games with Norfolk.
- Participated in both the Triple-A All-Star Game and the MLB Futures Game, where he hit an RBI triple for the U.S. Team.
- Doubled three times and registered a season-high four RBI, 7/18 at Scranton/WB.
- Recorded 27 multi-hit games with the Tides, including five different three-hit contests.
- Had his contract selected by Baltimore in 9/1 and made MLB debut on 9/2 vs. Toronto.
- Registered first big league hit (double off of Masahiro Tanaka) and home run (off of Giovanny Gallegos) on 9/14 at Yankee Stadium.
- Batted .333 (6-18) with two home runs, and four RBI in 10 games with Baltimore.
- Named as the catcher on MiLB.com's Orioles Organizational All-Star Team.

2016

- Spent the majority of the season with Double-A Bowie, where he hit .320 with four home runs and 44 RBI in 112 games.
- Named to the Eastern League Midseason and Postseason All-Star Teams. Also named as an Orioles Organizational All-Star by MiLB.com and a 2nd-Team Minor League All-Star by Baseball America.
- Ranked among Eastern League leaders in OBP (1st, .406) and average (4th, .320).
- His .403 OBP between Bowie and Norfolk ranked 16th among all minor leaguers.
- Played in the All-Star Futures Game in San Diego, going 1-2 with a solo home run.
- His .317 average between Bowie and Norfolk ranked second among Orioles minor leaguers (Yermin Mercedes, .345).
- Spent the season playing at 21 years old, which was 3.3 years younger than the Eastern League average and 5.5 years younger than the International League average.
- Had 38 multi-hit games for the Baysox, including two four-hit contests.
- With the Baysox, threw out 24.8% of attempted basestealers (33-133).
- Promoted to Norfolk on 9/1 and played his final four games of the season with the Tides. Hit a grand slam and drove in a career-high five in his first Triple-A game, 9/1 at Charlotte.
- Named by Baseball America as having the Best Strike-Zone Judgment in the Eastern League. Also rated as being the Best Hitter for Average and as having the Best Strike-Zone Discipline in the O's organization.

2015

- Split the season between Frederick and Bowie, hitting .297 with six home runs and 34 RBI in 95 games. His .297 batting average ranked second among Orioles minor leaguers.
- Named to MiLB.com's Orioles organizational All-Star Team following the season.
- Played the first 75 games of the season for Class-A Frederick, hitting .308 with four home runs and 26 RBI. Ranked 2nd on the Keys in batting average (.308) and in OBP (.387).
- Transferred to Bowie on 8/14 and batted .257 over the final 20 games of the season.
- Played for Peoria in the Arizona Fall League, hitting .255 with a .328 OBP in 16 games.

2014

- Led South Atlantic League in average (.340) and on-base percentage (.406), and was named to the SAL Postseason All-Star Team.
- Had an 18-game hitting streak from 6/30 - 7/18, over which he hit .408 (31-76).
- His .340 batting average led all Orioles minor leaguers.
- Named as Best Hitter for Average among O's prospects by Baseball America.

| YR | TEAM | ORG | AVG | G | AB | R | H | 2B | 3B | HR | RBI | BB | SO | SB | CS | SLG | OBP | OPS | E |
|------|-------------------------|-----|------|-----|------|-----|-----|-----|----|----|-----|-----|-----|----|----|------|------|-------|----|
| 2013 | Aberdeen IronBirds (A) | BAL | .200 | 2 | 5 | 1 | 1 | 0 | 0 | 0 | 0 | 1 | 2 | 0 | 0 | .200 | .333 | .533 | 1 |
| | GCL Orioles (R) | BAL | .371 | 31 | 97 | 15 | 36 | 4 | 1 | 1 | 11 | 17 | 21 | 1 | 1 | .464 | .475 | .939 | 2 |
| 2014 | Delmarva Shorebirds (A) | BAL | .340 | 114 | 426 | 56 | 145 | 27 | 2 | 5 | 63 | 42 | 79 | 1 | 2 | .448 | .406 | .854 | 6 |
| 2015 | Bowie Baysox (AA) | BAL | .257 | 20 | 74 | 9 | 19 | 4 | 0 | 2 | 8 | 9 | 14 | 0 | 1 | .392 | .337 | .729 | 1 |
| | Frederick Keys (A) | BAL | .308 | 75 | 263 | 30 | 81 | 12 | 3 | 4 | 26 | 33 | 41 | 8 | 1 | .422 | .387 | .809 | 9 |
| 2016 | Bowie Baysox (AA) | BAL | .320 | 112 | 410 | 53 | 131 | 28 | 1 | 4 | 44 | 59 | 83 | 2 | 2 | .422 | .406 | .828 | 8 |
| | NORFOLK TIDES (AAA) | BAL | .250 | 4 | 16 | 4 | 4 | 0 | 0 | 2 | 7 | 2 | 5 | 0 | 0 | .625 | .333 | .958 | 0 |
| 2017 | BALTIMORE ORIOLES (AL) | BAL | .333 | 10 | 18 | 3 | 6 | 2 | 0 | 2 | 4 | 3 | 7 | 0 | 0 | .778 | .455 | 1.233 | 0 |
| | NORFOLK TIDES (AAA) | BAL | .267 | 97 | 344 | 47 | 92 | 23 | 0 | 7 | 47 | 32 | 99 | 2 | 2 | .395 | .340 | .735 | 9 |
| 2018 | BALTIMORE ORIOLES (AL) | BAL | .181 | 63 | 160 | 13 | 29 | 8 | 0 | 2 | 16 | 13 | 66 | 1 | 0 | .269 | .288 | .557 | 1 |
| | NORFOLK TIDES (AAA) | BAL | .242 | 38 | 128 | 22 | 31 | 5 | 0 | 3 | 12 | 16 | 36 | 0 | 0 | .352 | .344 | .696 | 3 |
| | Minor League Totals | | .306 | 493 | 1763 | 237 | 540 | 103 | 7 | 28 | 218 | 211 | 380 | 14 | 9 | .420 | .386 | .806 | 39 |
| | Major League Totals | | .197 | 73 | 178 | 16 | 35 | 10 | 0 | 4 | 20 | 16 | 73 | 1 | 0 | .320 | .306 | .626 | 1 |

OUTFIELDER

Dwight Smith Jr.



BATS
LEFT

THROWS
RIGHT

HEIGHT
6-0

WEIGHT
210

DOB
10/26/92

SERVICE TIME
0.085

John Dwight Smith Jr.

BORN: **Peachtree City, GA**

OPENING DAY AGE: **26**

ACQUIRED: **Trade with Toronto in exchange for international bonus money, 3/8/19**

RESIDES: **Peachtree City, GA**

COLLEGE:



@DSmittyJr



@dwightsmith25

FIRST MLB HIT: **Pinch-hit double off of Wily Peralta, 5/24/17 @ MIL**

FIRST MLB HOME RUN: **Solo HR off of Nick Tropeano, 5/24/18 vs. LAA**

CAREER HIGHS

HITS

4, 5x, last: 4/21/18 @ Norfolk

RBI

6, 6/29/16 vs Hartford

RUNS

4, 6/12/15 @ Altoona

HOME RUNS

2, 3x, last: 6/29/16 vs Hartford

STRIKEOUTS

5, 8/23/12 vs Boise

WALKS

3, 5x, last: 4/22/18 @ Norfolk

STOLEN BASES

4, 8/11/16 @ Bowie

HITTING STREAK

16 games, 2x, last: 2016

PERSONAL

- ◆ Acquired by Baltimore from Toronto via trade for international bonus money, 3/8/19.
- ◆ Originally selected by Toronto in the 1st round (53rd overall) of the 2011 draft.
- ◆ Attended McIntosh High School in Peachtree City, GA.
- ◆ His father, Dwight Smith, had an eight-year Major League career that saw him register 497 hits and 46 home runs over stints with the Cubs, Angels, Orioles and Braves. He finished second in the 1989 Rookie of the Year voting after hitting .324 with nine home runs, six triples and 52 RBI in 109 games for the Cubs.

2018

- ◆ Spent the majority of the season with Buffalo, where he hit .268 with 25 doubles, six home runs, 44 walks and 42 RBI in 85 games.
- ◆ Led the Bisons with 25 doubles while ranking among team leaders in OBP (2nd, .358), RBI (3rd, 42), hits (4th, 83) and total bases (6th, 128).
- ◆ Hit a grand slam and drove in five, 4/11 at Pawtucket.
- ◆ In a three-game series against Norfolk at Harbor Park from 4/20-22, he batted .556 (5-9) with seven walks; matching his career-high with four hits on 4/21 and his career-high in walks (3) in each of the other two games (4/20 and 4/22).
- ◆ Batted .262 with two home runs and eight RBI in 35 games over four stints with Toronto.
- ◆ Hit .302 (16-53) against big league right-handers.
- ◆ Belted his first career big league home run, 5/24 vs. Los Angeles (Nick Tropeano).
- ◆ Batted .298 with 15 doubles and 13 RBI with Buffalo after the All-Star break.
- ◆ Hit .300 (9-30) with Toronto over 15 games in May and .286 (4-14) with the Jays in September.

2017

- ◆ Appeared in 12 games for Toronto across three stints, but spent most of the season with Triple-A Buffalo (108 games).
- ◆ Batted .273 (108-395) with 21 doubles, eight home runs and 46 RBI with the Bisons.
- ◆ Hit .321 (35-109) against left-handed pitching with Buffalo.
- ◆ Earned MLB promotion on 5/18 and made his debut that night in Atlanta, coming in as a defensive replacement in the 3rd inning and drawing a walk in his first plate appearance.
- ◆ Hit .370 (10-27) with two doubles in his 12 games with the Blue Jays.
- ◆ Recorded first MLB hit, 5/24 at Milwaukee, a pinch-hit, 9th-inning double off Wily Peralta.
- ◆ Collected his first big league RBI with a 7th-inning single, 5/24 at Milwaukee.
- ◆ Went 3-4 and stole his first career base, 6/14 vs Tampa Bay.

2016

- ◆ Played the entire season for Double-A New Hampshire, hitting .265 with a career-high 15 home runs and 74 RBI in 126 games.
- ◆ Named Eastern League Player of the Week on 5/22 after hitting .444 (12-27) with three home runs and six RBI from 5/15 - 5/22.
- ◆ Named MiLB.com Organizational All-Star for Toronto.
- ◆ Finished the season on a high note, batting .444 (8-18) in final five games of the year.

2015

- ◆ Spent the entire season with Double-A New Hampshire, batting .265 with 26 doubles, seven home runs and 44 RBI in 117 games.
- ◆ Had a 16-game hitting streak from 4/13 - 4/29, matching his career-high (2016). Hit .348 (23-66) with six doubles, two home runs and nine RBI over that stretch.
- ◆ Led New Hampshire with 26 doubles, which also ranked 9th in the Eastern League.
- ◆ Named Eastern League Midseason All-Star.

2014

- ◆ Played the entire year with Class-A Dunedin, hitting .284 with a career-high 134 hits and 60 RBI in 121 games.
- ◆ Recipient of the R. Howard Webster award (Blue Jays MVP at each level) for Dunedin.
- ◆ Was a Florida State League Midseason and Postseason All-Star.
- ◆ Named MiLB.com Organizational All-Star for Toronto.
- ◆ Earned *Baseball America* High Class-A All-Star honors.
- ◆ Finished 2014 ranked #20 among Blue Jays prospects, according to MLB.com.

2013

- ◆ Spent the season with Class-A Lansing, batting .284 with seven home runs and 46 RBI.
- ◆ Led the Lugnuts in average (.284), OBP (.365), doubles (17), triples (3) and home runs (7), and finished second in stolen bases (25).
- ◆ Recipient of the R. Howard Webster award (Blue Jays MVP at each level) for Lansing.

2012

- ◆ Split debut season between Rookie-level Bluefield and Class-A Vancouver.
- ◆ Made professional debut with Bluefield on 6/23 vs Johnson City.
- ◆ Earned first professional hit on 6/25 at Burlington.

| YR | TEAM | ORG | AVG | G | AB | R | H | 2B | 3B | HR | RBI | BB | SO | SB | CS | SLG | OBP | OPS | E |
|---------------------|-------------------------|-----|------|-----|------|-----|-----|-----|----|----|-----|-----|-----|----|----|------|------|------|----|
| 2012 | Vancouver Canadians (A) | TOR | .175 | 18 | 63 | 5 | 11 | 3 | 1 | 0 | 8 | 6 | 11 | 0 | 0 | .254 | .254 | .508 | 0 |
| | Bluefield Blue Jays (R) | TOR | .226 | 41 | 159 | 20 | 36 | 6 | 0 | 4 | 21 | 11 | 22 | 1 | 1 | .340 | .289 | .629 | 2 |
| 2013 | Lansing Lugnuts (A) | TOR | .284 | 109 | 423 | 57 | 120 | 17 | 3 | 7 | 46 | 52 | 82 | 25 | 5 | .388 | .365 | .753 | 7 |
| 2014 | Dunedin Blue Jays (A) | TOR | .284 | 121 | 472 | 83 | 134 | 28 | 8 | 12 | 60 | 58 | 69 | 15 | 4 | .453 | .363 | .816 | 8 |
| 2015 | New Hampshire (AA) | TOR | .265 | 117 | 460 | 74 | 122 | 26 | 2 | 7 | 44 | 47 | 64 | 4 | 3 | .376 | .335 | .711 | 4 |
| 2016 | New Hampshire (AA) | TOR | .265 | 126 | 471 | 56 | 125 | 24 | 5 | 15 | 74 | 45 | 91 | 12 | 7 | .433 | .332 | .765 | 7 |
| 2017 | TORONTO BLUE JAYS (AL) | TOR | .370 | 12 | 27 | 2 | 10 | 2 | 0 | 0 | 1 | 1 | 10 | 1 | 0 | .444 | .414 | .858 | 0 |
| | Buffalo Bisons (AAA) | TOR | .273 | 108 | 395 | 56 | 108 | 21 | 1 | 8 | 46 | 47 | 71 | 8 | 8 | .392 | .350 | .742 | 4 |
| 2018 | TORONTO BLUE JAYS (AL) | TOR | .262 | 35 | 65 | 9 | 17 | 8 | 0 | 2 | 8 | 7 | 13 | 0 | 0 | .477 | .347 | .824 | 0 |
| | Buffalo Bisons (AAA) | TOR | .268 | 85 | 310 | 39 | 83 | 25 | 1 | 6 | 42 | 44 | 53 | 9 | 3 | .413 | .358 | .771 | 4 |
| Minor League Totals | | | .268 | 725 | 2753 | 390 | 739 | 150 | 21 | 59 | 341 | 310 | 463 | 74 | 31 | .402 | .344 | .747 | 36 |
| Major League Totals | | | .293 | 47 | 92 | 11 | 27 | 10 | 0 | 2 | 9 | 8 | 23 | 1 | 0 | .467 | .365 | .833 | 0 |

LEFT-HANDED PITCHER

D.J Snelten



BATS
LEFT

THROWS
LEFT

HEIGHT
6-6

WEIGHT
240

DOB
5/29/92

SERVICE TIME
0.010

Donald Marek Snelten

BORN: **Ingleside, IL**
OPENING DAY AGE: **26**

RESIDES: **Lake Forest, IL**
COLLEGE: **University of Minnesota**

ACQUIRED: **Claimed by Baltimore off of waivers from San Francisco, 6/4/18**



@DJSnelten



@snel003

FIRST MLB STRIKEOUT: **Yasmani Grandal, 4/28/18 vs. LAD**

FIRST MLB WIN:

CAREER HIGHS

STRIKEOUTS

11, 7/1/15 @ Savannah

INNINGS

7.2, 7/25/15 vs Delmarva

WALKS

4, 4x, last: 6/27/18 vs Gwinnett

HOME RUNS ALLOWED

2, 5/7/18 @ Philadelphia

RUNS ALLOWED

8, 6/29/16 vs Bakersfield

EARNED RUNS ALLOWED

6, 2x, last: 6/7/16 vs Bakersfield

HITS ALLOWED

10, 2x, last: 6/29/16 vs Bakersfield

PITCHES IN A GAME

99, 7/1/15 @ Savannah

PERSONAL

- ◆ Claimed by Baltimore off of waivers from San Francisco, 6/4/18.
- ◆ Selected by San Francisco in the 9th round of the 2013 draft. Was chosen by San Diego in the 30th round of the 2010 draft but did not sign.
- ◆ Attended the University of Minnesota, where he was an All-Big Ten honoree after posting a 2.15 ERA during his junior season in 2013.
- ◆ Graduated from Lakes Community High School (IL), where he was named Honorable Mention All-State in 2010. Also lettered in golf, and he threw a 7.0-inning no-hitter with 13 strikeouts during high school.

2018

- ◆ Spent the majority of the season at Triple-A, going 3-3 with one save and a 4.98 ERA in 35 games between Norfolk and Sacramento. Also appeared in four games with the Giants, posting a 10.38 ERA.
- ◆ Opened the year rated as the #29 prospect in the Giants system by MLB.com.
- ◆ In 13 appearances with Sacramento, went 1-1 with a 4.08 ERA. Limited Pacific Coast League batters to a .203 average, with right-handers batting just .196 against him.
- ◆ Recalled to San Francisco on 4/28 and made his MLB debut that night in game two of a doubleheader with the Dodgers, earning his first big league strikeout (Yasmani Grandal).
- ◆ Optioned to Sacramento on 5/8. Designated for assignment by San Francisco on 5/28 and claimed off waivers by Baltimore on 5/28. Was designated for assignment by Baltimore on 6/15 and outrighted to Norfolk on 6/16.
- ◆ Spent 7/17 - 8/7 on Norfolk's disabled list with a left shoulder injury.
- ◆ In 22 games with Norfolk, went 2-2 with one save and a 5.52 ERA. Had two outings in which he allowed four earned runs - in his other 20 appearances he posted a 3.38 ERA.
- ◆ Allowed just two of 14 inherited runners to score while with Norfolk.

2017

- ◆ Split the year between Double-A Richmond and Triple-A Sacramento, going 8-1 with a 2.20 ERA in 51 relief appearances.
- ◆ Opened the year with Richmond, going 4-1 with a 1.66 ERA in 15 appearances. Posted a 0.43 ERA (1 ER, 21.0 IP) over his first 14 outings before allowing three runs on 5/22.
- ◆ Promoted to Sacramento on 5/24 and went 4-0 with a 2.42 ERA in 36 outings.
- ◆ Held Pacific Coast League left-handed batters to a .152 average (10-66).
- ◆ Posted a 2.25 ERA in eight games for Scottsdale in the Arizona Fall League.
- ◆ Added to San Francisco's 40-man roster, 11/20.

2016

- ◆ Spent the entire season with Class-A San Jose, going 4-7 with one save and a 4.11 ERA in 31 appearances (13 starts).
- ◆ Opened the season in the rotation, going 3-7 with a 5.17 ERA as a starter before joining the bullpen in July. In 18 appearances as a reliever, went 1-0 with a 1.08 ERA and a .193 opponents batting average.
- ◆ Did not allow a run over his final 13 appearances, a span of 15.0 scoreless innings.
- ◆ Allowed just two home runs in 422 batters faced.

2015

- ◆ Split the year between San Jose and Augusta, going 5-11 with a 3.44 ERA in 23 starts.
- ◆ Ranked Giants minor leaguers in strikeouts (2nd, 126) and ERA (9th, 3.44).
- ◆ Opened the year at San Jose, going 0-5 with a 4.84 ERA in eight starts.
- ◆ Joined Augusta on 6/3, going 5-6 with a 2.86 ERA in 15 starts.
- ◆ Set a career-high with 11 strikeouts, 7/1 at Savannah. Also had a 10-strikeout performance in his next start, 7/7 vs. Kannapolis.
- ◆ Registered at least seven strikeouts in 10 of his 15 starts with Augusta.

2014

- ◆ Split the year between Salem-Kizer and Augusta, going 4-1 with a 2.56 ERA.
- ◆ 16 of his 20 appearances with August were scoreless as he posted a 1.23 ERA.

2013

- ◆ Made 14 appearances (six starts) with the AZL Giants, posting a 1.57 ERA.



D.J. Snelten stranded 12 of 14 runners he inherited with Norfolk in 2018. (Scott Sears/Norfolk Tides)

| YR | TEAM | ORG | W-L | ERA | G | GS | SV | IP | H | R | ER | 2B | 3B | HR | HB | BB | SO | WP | AVG |
|------|--------------------------------|-----|-------|-------|-----|----|----|-------|-----|-----|-----|----|----|----|----|-----|-----|----|------|
| 2013 | AZL Giants (R) | SF | 3-1 | 1.57 | 14 | 6 | 0 | 34.1 | 27 | 11 | 6 | 7 | 0 | 0 | 0 | 13 | 39 | 3 | .208 |
| 2014 | Augusta GreenJackets (A) | SF | 4-1 | 1.23 | 20 | 0 | 0 | 29.1 | 24 | 4 | 4 | 3 | 0 | 0 | 0 | 16 | 32 | 6 | .226 |
| | Salem-Keizer Volcanoes (A) | SF | 0-0 | 6.75 | 9 | 0 | 0 | 9.1 | 12 | 7 | 7 | 2 | 0 | 1 | 0 | 4 | 12 | 3 | .300 |
| 2015 | San Jose Giants (A) | SF | 0-5 | 4.84 | 8 | 8 | 0 | 35.1 | 42 | 25 | 19 | 9 | 0 | 4 | 2 | 15 | 31 | 9 | .294 |
| | Augusta GreenJackets (A) | SF | 5-6 | 2.86 | 15 | 15 | 0 | 85.0 | 84 | 29 | 27 | 9 | 2 | 3 | 1 | 19 | 95 | 6 | .261 |
| 2016 | San Jose Giants (A) | SF | 4-7 | 4.11 | 31 | 13 | 1 | 96.1 | 114 | 55 | 44 | 13 | 3 | 2 | 2 | 32 | 82 | 5 | .302 |
| 2017 | Sacramento River Cats (AAA) | SF | 4-0 | 2.42 | 36 | 0 | 0 | 52.0 | 38 | 20 | 14 | 4 | 1 | 4 | 0 | 18 | 43 | 1 | .197 |
| | Richmond Flying Squirrels (AA) | SF | 4-1 | 1.66 | 15 | 0 | 0 | 21.2 | 19 | 6 | 4 | 2 | 0 | 0 | 1 | 5 | 28 | 2 | .226 |
| 2018 | Sacramento River Cats (AAA) | SF | 1-1 | 4.08 | 13 | 0 | 0 | 17.2 | 14 | 12 | 8 | 4 | 0 | 0 | 0 | 9 | 15 | 3 | .203 |
| | SAN FRANCISCO GIANTS (NL) | SF | 0-0 | 10.38 | 4 | 0 | 0 | 4.1 | 9 | 6 | 5 | 0 | 0 | 2 | 0 | 3 | 4 | 0 | .391 |
| | NORFOLK TIDES (AAA) | BAL | 2-2 | 5.52 | 22 | 0 | 1 | 29.1 | 40 | 24 | 18 | 2 | 2 | 2 | 0 | 17 | 30 | 8 | .317 |
| | Minor League Totals | | 27-24 | 3.31 | 183 | 42 | 2 | 410.1 | 414 | 193 | 151 | 55 | 8 | 16 | 6 | 148 | 407 | 46 | .260 |
| | Major League Totals | | 0-0 | 10.38 | 4 | 0 | 0 | 4.1 | 9 | 6 | 5 | 0 | 0 | 2 | 0 | 3 | 4 | 0 | .391 |

OUTFIELDER

DJ Stewart

BATS
LEFTTHROWS
RIGHTHEIGHT
6-0WEIGHT
230DOB
11/30/93SERVICE TIME
0.020

Demetrius Jerome Stewart

BORN: Gainesville, FL

OPENING DAY AGE: 25

ACQUIRED: Selected by Baltimore in the 1st round (25th overall) of the 2015 draft

FIRST MLB HIT: Single off of Aaron Sanchez, 9/18/18 vs. TOR

FIRST MLB HOME RUN: Solo HR off of Marco Estrada, 9/19/18 vs. TOR



@GOODJ18



@dj_stewart8

CAREER HIGHS

HITS

4, 2x, last: 4/12/18 @ Syracuse

RBI

6, 8/5/17 @ Portland

RUNS

4, 3x, last: 6/22/18 @ Louisville

HOME RUNS

2, 2x, last: 9/2/17 @ Richmond

STRIKEOUTS

4, 2x, last: 7/4/18 @ Gwinnett

WALKS

3, 2x, last: 6/14/18 vs. Charlotte

STOLEN BASES

3, 6/6/16 @ West Virginia

HITTING STREAK

9 games, 2016

PERSONAL

- Selected by Baltimore in the 1st round (25th overall) of the 2015 draft. Originally selected by the New York Yankees in the 28th round of the 2012 draft but did not sign.
- Attended Florida State University, where he was named the Atlantic Coast Conference Player of the Year as a sophomore in 2014. During his junior year at FSU, he led the nation with 69 walks and batted .318 with 15 home runs, 59 RBI and a .500 OBP.
- Attended The Bolles School (FL) for high school, where he won five state championships (three in football and two in baseball). The Bolles School has also produced MLB Hall of Famer Chipper Jones, 2016 Olympic Gold Medalist swimmer Ryan Murphy and current tight end for the Baltimore Ravens, Hayden Hurst.

RANKING ON ORIOLES TOP PROSPECT LISTS ENTERING 2019

#15 - Baseball America | #16 - MLB.com

2018

- Spent the majority of the season with Norfolk, ranking among team leaders in home runs (1st, 12), doubles (T-1st, 24), walks (1st, 54), games (2nd, 116), RBI (2nd, 55), stolen bases (2nd, 11), total bases (2nd, 163) and hits (99). His 54 walks ranked 7th in the IL.
- Named an IL Midseason All-Star, going 3-3 with an RBI and a run scored in the contest.
- His first Triple-A homer was a two-out, two-run walk-off in the 9th inning, 4/8 vs. Gwinnett.
- Matched a career-high with four hits, 4/12 at Syracuse.
- Belted a grand slam and matched a career-high with four runs scored, 6/22 at Louisville.
- Appeared in LF (24 G), CF (3 G) and RF (88 G), leading the Tides with eight outfield assists.
- Lined a 10th inning RBI single in a walk-off win vs. Gwinnett, 7/13.
- Had his contract selected by Baltimore on 9/11 and made his MLB debut on 9/12 vs. Oakland, starting in left field. Collected his first big league hit, 9/18 vs. Toronto.
- Belted his first career MLB home run, 9/19 vs. Toronto (off of Marco Estrada).
- Batted .250 with three home runs and 10 RBI in 17 games for the Orioles.

2017


- Batted .278 with 26 doubles, 21 home runs, 20 stolen bases, 80 runs and 79 RBI in 126 games for Double-A Bowie. Ranked among Eastern League leaders in runs (1st, 80), RBI (4th, 79), OBP (4th, .378) walks (4th, 65) and total bases (5th, 220).
- Became the first player in Bowie history to hit 20 homers and steal 20 bases in the same season. Was one of just 10 players in all of MiLB to hit 20 home runs and steal 20 bases.
- Ranked among O's farmhands in RBI (4th, 79), steals (T-4th, 20) and home runs (5th, 21).
- Named as an outfielder on MiLB.com's Orioles All-Star Team.
- Registered 38 multi-hit games, including eight different three-hit games.
- Hit a grand slam and set a career-high with six runs batted in, 8/5 at Portland.
- Was Baltimore's Minor League Player of the Month for August after hitting .340 with six home runs, 20 RBI and a .446 on-base percentage.

2016

- Split the year between Delmarva and Frederick, hitting .254 with 10 homers and 55 RBI.
- Drew 78 walks, a total that led the O's system and ranked 12th in Minor League Baseball.
- Ranked 4th among Orioles minor leaguers with 26 stolen bases.
- Opened the year with Delmarva, hitting .230 with four home runs and 25 RBI in 62 games.
- Set a career-high with four runs scored, 4/22 at Kannapolis (2-2, 2 BB, 4 R).
- Registered a career-high four hits and stole three bases, 6/6 at West Virginia.
- Despite appearing in only 62 games with Delmarva, ranked 2nd on the club with 42 walks.
- Promoted to Frederick on 6/23 and hit .279 with six home runs and 30 RBI in 59 games.
- Scored four runs for the second time in 2016, 7/4 at Lynchburg (3-4, 2B, RBI, 4 R).
- Had a career-best nine-game hitting streak from 7/6-15, hitting .333 (12-36).
- Homered and matched his career-high with four RBI, 7/11 vs. Winston-Salem.
- Was an All-Star for Peoria in the Arizona Fall League.

2015

- Entered 2016 ranked among the top Orioles prospects by MLB.com (#7) and Baseball America (#9). Ranked as the #9 prospect in the New York-Penn League by Baseball America following the season.
- Slugged his first professional home run on 7/6 at Mahoning Valley.
- Homered in both games of a doubleheader, 7/20 at Tri-City.



DJ STEWART was an International League Midseason All-Star with the Tides in 2018 before being promoted to Baltimore, where he hit three homers in 17 games. (Scott Sears/Norfolk Tides)

| YR | TEAM | ORG | AVG | G | AB | R | H | 2B | 3B | HR | RBI | BB | SO | SB | CS | SLG | OBP | OPS | E |
|------|-------------------------|-----|------|-----|------|-----|-----|----|----|----|-----|-----|-----|----|----|------|------|------|----|
| 2015 | Aberdeen IronBirds (A) | BAL | .218 | 62 | 238 | 25 | 52 | 8 | 2 | 6 | 24 | 23 | 52 | 4 | 1 | .345 | .288 | .633 | 3 |
| 2016 | Frederick Keys (A) | BAL | .279 | 59 | 201 | 41 | 56 | 12 | 2 | 6 | 30 | 36 | 46 | 10 | 3 | .448 | .389 | .837 | 5 |
| | Delmarva Shorebirds (A) | BAL | .230 | 62 | 213 | 27 | 49 | 12 | 1 | 4 | 25 | 42 | 58 | 16 | 6 | .352 | .366 | .718 | 3 |
| 2017 | Bowie Baysox (AA) | BAL | .278 | 126 | 457 | 80 | 127 | 26 | 2 | 21 | 79 | 65 | 87 | 20 | 4 | .481 | .378 | .859 | 3 |
| 2018 | BALTIMORE ORIOLES (AL) | BAL | .250 | 17 | 40 | 8 | 10 | 3 | 0 | 3 | 10 | 4 | 12 | 2 | 1 | .550 | .340 | .890 | 0 |
| | NORFOLK TIDES (AAA) | BAL | .235 | 116 | 421 | 59 | 99 | 24 | 2 | 12 | 55 | 54 | 103 | 11 | 4 | .387 | .329 | .716 | 6 |
| | Minor League Totals | | .250 | 425 | 1530 | 232 | 383 | 82 | 9 | 49 | 213 | 220 | 346 | 61 | 18 | .412 | .351 | .763 | 20 |
| | Major League Totals | | .250 | 17 | 40 | 8 | 10 | 3 | 0 | 3 | 10 | 4 | 12 | 2 | 1 | .550 | .340 | .890 | 0 |

CATCHER

Jesús Sucre

BATS
RIGHTTHROWS
RIGHTHEIGHT
6-0WEIGHT
200DOB
4/30/88SERVICE TIME
4.137

Jesús Marcelo Sucre (heh-SOOS SUE-cray)

BORN: Cumaná, VZ

RESIDES: Cumaná, VZ

OPENING DAY AGE: 30

COLLEGE:

ACQUIRED: Signed by Baltimore as a minor league free agent, 2/1/19



@sucre2_

FIRST MLB HIT: Single off of Joe Ortiz, 5/24/13 vs. TEX (MLB debut)

FIRST MLB HOME RUN: Solo HR off of Drew Hutchison, 7/25/15 vs. TOR

CAREER HIGHS

HITS
4, 3x, last: 8/7/12 vs TennesseeRBI
4, 4/28/10 vs PotomacRUNS
3, 3x, last: 6/29/14 @ El PasoHOME RUNS
1, several timesSTRIKEOUTS
3, 7x, last: 5/28/17 @ MinnesotaWALKS
3, 4/17/13 vs FresnoSTOLEN BASES
1, 10x, last: 4/15/18 vs PhiladelphiaHITTING STREAK
11 games, 2009

PERSONAL

- ♦ Signed by Baltimore as a minor league free agent, 2/1/19.
- ♦ Originally signed by Atlanta as a non-drafted free agent, 5/25/05. Was released by Atlanta in 2011, then signed by Seattle as a minor league free agent on 7/29/11. Traded from Seattle to Tampa Bay in exchange for cash considerations, 2/8/17.
- ♦ Lost his mother shortly after reporting to Mariners spring training in 2015. He left the team to attend her funeral, then returned to spring training and won a spot on the Opening Day roster. He requested to start on Mother's Day that year in her honor, and in that game he registered his first hit of the season and was behind the plate for Felix Hernandez's 2000th career strikeout.
- ♦ Was promoted to Seattle from Triple-A Tacoma on 9/2/16, the same day his wife Beriaska gave birth to their daughter, Samara. Jesús reported to the Mariners on 9/3/16.

2018

- ♦ Spent the season with Tampa Bay, batting .209 with one home run and 17 RBI in 73 games.
- ♦ Was one of just three players on Tampa's Opening Day roster to remain on the active roster all season, joining Sergio Romo and C.J. Cron.
- ♦ Threw out 27.8% of attempted basestealers (10-36), highest on the club.
- ♦ Pitched in relief on 7/3 at Miami, starting the 16th inning with a five-run lead. It was the first time in Rays history that a position player had pitched when holding the lead. He entered with a 9-4 lead, then yielded three singles and a sac fly before José Alvarado entered to record the final two outs in the 9-6 win. He was only the fourth position player in the last 60 years to pitch with their team holding a lead - and who were not already in the game when their team took the lead.

2017

- ♦ Played the entire year with Tampa Bay, hitting .256 with seven home runs and 29 RBI in 63 games. Threw out 26.9% (7-26) of attempted basestealers.
- ♦ Was one of three Rays backstops with at least seven home runs, along with Wilson Ramos (11) and Derek Norris (9). The Rays were just the third team in American League history to have three catchers with seven homers or more, joining the 1994 Yankees & 1970 Athletics.
- ♦ His first career hit as a Ray was a home run, 4/9 vs. Toronto.

2016

- ♦ Limited to 42 games between three levels due to a fractured right fibula sustained during winter ball in Venezuela. Underwent surgery to repair damage in his right ankle on 1/26.
- ♦ Registered four straight multi-hit games from September 5-25, the first Mariners catcher with four straight multi-hit contests since Kenji Johjima in 2007.

CAREER HIGHLIGHTS

- ♦ On 8/12/15 vs. Baltimore, caught Hisashi Iwakuma's no-hitter. It was the first no-hitter by a Mariners pitcher since Felix Hernandez's perfect game on 8/5/12.
- ♦ Led MLB by throwing out 43.5% (10-23) of basestealers in 2015 (minimum 20 attempts).
- ♦ Has five career MLB pitching appearances (4.0 IP, 12 H, 8 ER, 2 BB, 0 SO, 18.00 ERA).
- ♦ Made his MLB debut on 5/24/13 vs. Texas, recording a 9th inning single off of Joe Ortiz.
- ♦ Named a Southern League Midseason and Postseason All-Star with Jackson in 2012.
- ♦ Named to the South Atlantic League Midseason All-Star Team with Rome in 2009.
- ♦ Has spent each of the last nine offseasons playing in the Venezuelan Winter League. He played with Leones del Caracas from 2010-2014 and has played with Navegantes del Magallanes since 2015.

| YR | TEAM | ORG | AVG | G | AB | R | H | 2B | 3B | HR | RBI | BB | SO | SB | CS | SLG | OBP | OPS | E |
|------|---------------------------|-----|------|-----|------|-----|-----|----|----|----|-----|----|-----|----|----|------|------|-------|----|
| 2006 | DSL Braves (R) | ATL | .278 | 35 | 133 | 20 | 37 | 8 | 1 | 1 | 16 | 9 | 12 | 1 | 1 | .376 | .331 | .707 | 3 |
| 2007 | GCL Braves (R) | ATL | .221 | 40 | 104 | 8 | 23 | 5 | 0 | 0 | 14 | 7 | 10 | 1 | 1 | .269 | .265 | .534 | 4 |
| 2008 | Danville Braves (R) | ATL | .182 | 44 | 154 | 14 | 28 | 2 | 0 | 3 | 15 | 7 | 24 | 1 | 1 | .253 | .222 | .475 | 3 |
| 2009 | Rome Braves (A) | ATL | .325 | 45 | 169 | 14 | 55 | 15 | 0 | 1 | 18 | 6 | 17 | 1 | 4 | .432 | .352 | .784 | 3 |
| | Myrtle Beach Pelicans (A) | ATL | .259 | 53 | 197 | 17 | 51 | 8 | 1 | 5 | 20 | 8 | 33 | 3 | 1 | .386 | .286 | .672 | 10 |
| 2010 | Mississippi Braves (AA) | ATL | .297 | 38 | 145 | 20 | 43 | 11 | 1 | 2 | 12 | 1 | 17 | 0 | 2 | .428 | .301 | .729 | 10 |
| | Myrtle Beach Pelicans (A) | ATL | .220 | 48 | 191 | 14 | 42 | 9 | 0 | 5 | 22 | 7 | 26 | 1 | 0 | .346 | .251 | .597 | 7 |
| 2011 | Jackson Generals (AA) | SEA | .214 | 32 | 84 | 4 | 18 | 3 | 0 | 1 | 9 | 5 | 7 | 0 | 1 | .286 | .258 | .544 | 4 |
| | Mississippi Braves (AA) | ATL | .219 | 40 | 137 | 13 | 30 | 5 | 0 | 0 | 10 | 6 | 12 | 0 | 1 | .255 | .255 | .510 | 4 |
| 2012 | Jackson Generals (AA) | SEA | .271 | 90 | 321 | 27 | 87 | 11 | 0 | 1 | 30 | 20 | 39 | 1 | 1 | .315 | .319 | .634 | 0 |
| 2013 | SEATTLE MARINERS (AL) | SEA | .192 | 8 | 26 | 1 | 5 | 0 | 0 | 0 | 3 | 2 | 1 | 0 | 0 | .192 | .241 | .433 | 0 |
| | AZL Mariners (R) | SEA | .316 | 6 | 19 | 1 | 6 | 1 | 0 | 0 | 3 | 1 | 2 | 0 | 0 | .368 | .350 | .718 | 1 |
| | Tacoma Rainiers (AAA) | SEA | .299 | 23 | 87 | 10 | 26 | 3 | 0 | 0 | 8 | 7 | 10 | 1 | 1 | .333 | .351 | .684 | 2 |
| 2014 | SEATTLE MARINERS (AL) | SEA | .213 | 21 | 61 | 4 | 13 | 2 | 0 | 0 | 5 | 0 | 17 | 0 | 0 | .246 | .213 | .459 | 1 |
| | Tacoma Rainiers (AAA) | SEA | .274 | 48 | 175 | 13 | 48 | 7 | 1 | 2 | 16 | 4 | 29 | 0 | 1 | .360 | .293 | .653 | 2 |
| 2015 | SEATTLE MARINERS (AL) | SEA | .157 | 50 | 127 | 9 | 20 | 6 | 0 | 1 | 7 | 6 | 21 | 0 | 0 | .228 | .195 | .423 | 3 |
| | Tacoma Rainiers (AAA) | SEA | .261 | 6 | 23 | 4 | 6 | 0 | 0 | 0 | 2 | 3 | 8 | 0 | 0 | .261 | .346 | .607 | 1 |
| 2016 | SEATTLE MARINERS (AL) | SEA | .480 | 9 | 25 | 4 | 12 | 2 | 0 | 1 | 5 | 2 | 5 | 0 | 0 | .680 | .552 | 1.232 | 0 |
| | AZL Mariners (R) | SEA | .400 | 4 | 10 | 1 | 4 | 0 | 0 | 0 | 3 | 0 | 1 | 0 | 0 | .400 | .400 | .800 | 0 |
| | Tacoma Rainiers (AAA) | SEA | .273 | 29 | 99 | 7 | 27 | 4 | 1 | 0 | 11 | 3 | 15 | 0 | 1 | .333 | .301 | .634 | 2 |
| 2017 | TAMPA BAY RAYS (AL) | TB | .256 | 62 | 176 | 20 | 45 | 6 | 0 | 7 | 29 | 7 | 35 | 2 | 0 | .409 | .289 | .698 | 0 |
| 2018 | TAMPA BAY RAYS (AL) | TB | .209 | 73 | 182 | 9 | 38 | 5 | 0 | 1 | 17 | 9 | 29 | 1 | 0 | .253 | .247 | .500 | 2 |
| | Minor League Totals | | .259 | 581 | 2048 | 187 | 531 | 92 | 5 | 21 | 209 | 94 | 262 | 10 | 16 | .340 | .294 | .634 | 56 |
| | Major League Totals | | .223 | 223 | 597 | 47 | 133 | 21 | 0 | 10 | 66 | 26 | 108 | 3 | 0 | .308 | .259 | .568 | 6 |

CATCHER

Andrew Susac

BATS
RIGHTTHROWS
RIGHTHEIGHT
6-1WEIGHT
220DOB
3/22/90SERVICE TIME
2.009

Andrew John Susac

BORN: Roseville, CA

RESIDES: Roseville, CA

OPENING DAY AGE: 29

COLLEGE: Oregon State University

ACQUIRED: Trade with Milwaukee in exchange for PTBNL or cash considerations, 2/2/18



FIRST MLB HIT: Single off of Christian Friedrich, 5/22/14 vs. COL (suspended game)



FIRST MLB HOME RUN: Two-run HR off of Edwin Jackson, 8/20/14 @ CHC

CAREER HIGHS

HITS

4, 2x, last: 7/4/14 vs. Tacoma

RBI

4, 8x, last: 6/22/18 @ Louisville

RUNS

3, 4x, last: 7/2/17 @ Omaha

HOME RUNS

2, 2x, last: 5/13/14 @ Reno

STRIKEOUTS

5, 6/15/17 @ Memphis

WALKS

3, 7x, last: 6/25/18 vs. Gwinnett

STOLEN BASES

1, 2x, last: 4/29/13 @ Bowie

HITTING STREAK

11 games, 2x, last: 2018

PERSONAL

- ◆ Acquired by Baltimore in a trade with Milwaukee, in exchange for a PTBNL or cash, 2/2/18.
- ◆ Originally selected by the San Francisco Giants in the 2nd round (86th overall) of the 2011 draft. Was selected by Philadelphia in the 16th round of the 2009 draft but did not sign.
- ◆ Attended Oregon State University, where he helped the Beavers reach the NCAA Super Regionals with a 41-17 record during his junior season in 2011.
- ◆ Graduated from Jesuit (CA) High School, where he also played football (TE/LB). Jesuit HS has also produced Phillies 1B Rhys Hoskins and former Jets QB Ken O'Brien.
- ◆ Is the grandson of immigrants from the former Yugoslavia.

2018

- ◆ Appeared in 42 games with Norfolk, batting .256 with six home runs and 26 RBI. Also played in nine games with Baltimore, batting .115 with a double and a run scored.
- ◆ Hit safely in the first 11 games of the season for Norfolk (matching a career-high), batting .359 before being placed on the DL with a left ankle injury. Activated from the DL on 5/9.
- ◆ Recalled to Baltimore and made his O's debut on 5/17 at Boston, doubling and scoring a run.
- ◆ Optioned back to Norfolk and rejoined the Tides on 6/5.
- ◆ Belted a grand slam in a 16-1 Tides victory, 6/22 at Louisville.
- ◆ Threw out 41.7% of attempted basestealers (10-24) and posted a .990 fielding pct.
- ◆ Batted .357 (10-28) in July before suffering a broken left forearm on 7/26 vs. Syracuse.
- ◆ Designated for assignment on 1/11/19. Outrighted to Norfolk on 1/17/19.

2017

- ◆ Spent the majority of the season with Triple-A Colorado Springs in the Milwaukee system.
- ◆ Began the season on the 10-day DL with right trapezius tightness; reinstated on 4/15.
- ◆ Hit .205 with eight home runs, 10 doubles and 35 RBI in 51 games for Colorado Springs.
- ◆ Matched his career-high with four RBI on three different occasions: 5/7 vs. Fresno, 6/27 vs. Omaha and 7/19 at Omaha.
- ◆ Threw out 34.6% of attempted basestealers with the SkySox (9-26)
- ◆ Appeared in eight games over two stints with Milwaukee (8/4-17 and 9/1-end of season).
- ◆ Batted .083 (1-12) in eight games with the Brewers (half of his at-bats came as a PH).

2016

- ◆ Began the season in the Giants organization...Traded to Milwaukee, along with RHP Phil Bickford, in exchange for LHP Will Smith on 8/1.
- ◆ Appeared in 11 games at Triple-A Colorado Springs before being recalled on 9/6.
- ◆ Made four starts with Milwaukee, with the team posting a 3.32 ERA with him catching.
- ◆ Gave the Brewers a 6-4 win on the final day of the season, 10/2 at COL, with a two-run home run in the 10th inning.

2015

- ◆ Made 33 starts at catcher for San Francisco. The team posted a 4.04 ERA when he caught.
- ◆ Threw out 5-of-34 runners attempting to steal (14.7%).
- ◆ Placed on the 15-day disabled list from 7/19-8/16 with right thumb sprain. He suffered the injury the previous night at Arizona while sliding into third base on a triple.
- ◆ Was on the 60-day disabled list from 9/5 through the end of the season after undergoing surgery on his right wrist to remove loose bodies.

2014

- ◆ Began the year at Fresno before having his contract selected by San Francisco on 7/26.
- ◆ With the Giants made 20 starts as catcher, with the team posting a 3.46 ERA when he caught.
- ◆ Threw out 6-of-23 runners attempting to steal (26.1%).
- ◆ Made his Major League debut on 7/26 vs. LAD (0-1 off bench) and registered his first big league hit on 7/30 vs. Pittsburgh (RBI single off Charlie Morton).
- ◆ He was also credited for playing and recording a hit on 5/22 at COL, a game that was completed on 9/1 after being suspended by rain.
- ◆ Belted his first Major League home run on 8/20 at CHC off Edwin Jackson.
- ◆ Appeared in four postseason games (one game in NLDS, one game in NLCS, and two games in World Series). Batted .250 (1-4) during the postseason as San Francisco defeated Kansas City to win the World Series.

2013

- ◆ Batted .256 with 12 home runs and 46 RBI in 84 games at Double-A Richmond.
- ◆ Named an Eastern League Midseason All-Star.

| YR | TEAM | ORG | AVG | G | AB | R | H | 2B | 3B | HR | RBI | BB | SO | SB | CS | SLG | OBP | OPS | E |
|------|--------------------------------|-----|------|-----|------|-----|-----|----|----|----|-----|-----|-----|----|----|------|------|-------|----|
| 2012 | San Jose Giants (A) | SF | .244 | 102 | 361 | 58 | 88 | 16 | 3 | 9 | 52 | 55 | 100 | 1 | 1 | .380 | .351 | .731 | 14 |
| 2013 | Richmond Flying Squirrels (AA) | SF | .256 | 84 | 262 | 32 | 67 | 17 | 0 | 12 | 46 | 42 | 68 | 1 | 0 | .458 | .362 | .820 | 5 |
| 2014 | SAN FRANCISCO GIANTS (NL) | SF | .273 | 35 | 88 | 13 | 24 | 8 | 0 | 3 | 19 | 7 | 28 | 0 | 0 | .466 | .326 | .792 | 0 |
| | Fresno Grizzlies (AAA) | SF | .268 | 63 | 213 | 34 | 57 | 9 | 0 | 10 | 32 | 34 | 50 | 0 | 0 | .451 | .379 | .830 | 6 |
| 2015 | Sacramento River Cats (AAA) | SF | .321 | 8 | 28 | 6 | 9 | 3 | 0 | 1 | 2 | 3 | 10 | 0 | 0 | .536 | .406 | .942 | 0 |
| | SAN FRANCISCO GIANTS (NL) | SF | .218 | 52 | 133 | 14 | 29 | 7 | 2 | 3 | 14 | 14 | 43 | 0 | 0 | .368 | .297 | .665 | 4 |
| | San Jose Giants (A) | SF | .286 | 4 | 14 | 1 | 4 | 1 | 0 | 1 | 3 | 1 | 4 | 0 | 0 | .571 | .375 | .946 | 2 |
| 2016 | Sacramento River Cats (AAA) | SF | .273 | 58 | 209 | 28 | 57 | 12 | 1 | 8 | 36 | 24 | 45 | 0 | 0 | .455 | .343 | .798 | 2 |
| | San Jose Giants (A) | SF | .364 | 3 | 11 | 2 | 4 | 1 | 0 | 0 | 2 | 1 | 1 | 0 | 0 | .455 | .417 | .872 | 0 |
| | MILWAUKEE BREWERS (NL) | MIL | .235 | 9 | 17 | 3 | 4 | 1 | 0 | 1 | 2 | 2 | 5 | 0 | 0 | .471 | .316 | .787 | 1 |
| | Colorado Springs Sky Sox (AAA) | MIL | .125 | 11 | 40 | 2 | 5 | 1 | 0 | 0 | 3 | 2 | 16 | 0 | 0 | .150 | .163 | .313 | 1 |
| 2017 | MILWAUKEE BREWERS (NL) | MIL | .083 | 8 | 12 | 0 | 1 | 0 | 0 | 0 | 0 | 0 | 6 | 0 | 0 | .083 | .083 | .166 | 0 |
| | Colorado Springs Sky Sox (AAA) | MIL | .205 | 51 | 171 | 22 | 35 | 10 | 0 | 8 | 35 | 26 | 53 | 0 | 0 | .404 | .307 | .711 | 4 |
| | Wisconsin Timber Rattlers (A) | MIL | .429 | 2 | 7 | 2 | 3 | 0 | 0 | 1 | 2 | 1 | 0 | 0 | 0 | .857 | .500 | 1.357 | 0 |
| 2018 | BALTIMORE ORIOLES (AL) | BAL | .115 | 9 | 26 | 1 | 3 | 1 | 0 | 0 | 0 | 0 | 12 | 0 | 0 | .154 | .115 | .269 | 0 |
| | NORFOLK TIDES (AAA) | BAL | .256 | 42 | 125 | 15 | 32 | 7 | 0 | 6 | 26 | 31 | 42 | 0 | 0 | .456 | .405 | .861 | 3 |
| | Minor League Totals | | .251 | 428 | 1441 | 202 | 361 | 77 | 4 | 56 | 239 | 220 | 389 | 2 | 1 | .426 | .354 | .780 | 37 |
| | Major League Totals | | .221 | 113 | 276 | 31 | 61 | 17 | 2 | 7 | 35 | 23 | 94 | 0 | 0 | .373 | .283 | .657 | 5 |

RIGHT-HANDED PITCHER

Dillon Tate



BATS
RIGHT

THROWS
RIGHT

HEIGHT
6-2

WEIGHT
195

DOB
5/1/94

SERVICE TIME
0.000

Dillon Michael Tate

BORN: Harbor City, CA

OPENING DAY AGE: 24

ACQUIRED: Trade with New York Yankees, along with LHP Josh Rogers & RHP Cody

Carroll, in exchange for LHP Zach Britton, 7/25/18

FIRST MLB STRIKEOUT:

FIRST MLB WIN:

RESIDES: Henderson, NV

COLLEGE: UC-Santa Barbara



@dtate300

CAREER HIGHS

STRIKEOUTS

11, 7/2/17 @ Clearwater

RUNS ALLOWED

7, 5/21/16 @ West Virginia

INNINGS

7.2, 2x, last: 8/23/17 vs Portland

EARNED RUNS ALLOWED

7, 5/21/16 @ West Virginia

WALKS

4, 7x, last: 7/5/18 @ Altoona

HITS ALLOWED

9, 8/4/18 vs Reading

HOME RUNS ALLOWED

2, 4x, last: 8/4/18 vs Reading

PITCHES IN A GAME

109, 7/31/17 @ Daytona

PERSONAL

- ◆ Acquired by Baltimore from the New York Yankees, along with LHP Josh Rogers and RHP Cody Carroll, in exchange for LHP Zach Britton, 7/25/18.
- ◆ Traded by Texas, along with RHP Nick Green and RHP Erik Swanson, in exchange for OF Carlos Beltrán on 8/1/16.
- ◆ Originally selected by Texas in the 1st round (4th overall) of the 2015 draft. He was the highest draft selection and the first 1st round pick in UC-Santa Barbara history. He was the first pitcher selected in the 2015 draft, as IF Dansby Swanson (1st to Atlanta), IF Alex Bregman (2nd to Houston) and IF Brendan Rogers (3rd to Colorado) were the top three picks.
- ◆ At UC-Santa Barbara, went 10-6 with 12 saves and a 2.16 ERA in 46 career appearances (14 starts) for the Guchos. Was UCSB's first-ever Golden Spikes Semifinalist after posting a 2.26 ERA in 14 starts as a junior in 2015. Was a consensus All-American at UCSB, earning the honors from Louisville Slugger, NCBWA and D1Baseball.
- ◆ Earned a spot on USA Baseball's Collegiate National Team in 2014, recording three saves and a 0.79 ERA in 11 appearances.
- ◆ Graduated from Claremont High School (CA), where he was named Second Team All-Sierra League during his senior year with the Wolfpack.

RANKING ON ORIOLES TOP PROSPECT LISTS ENTERING 2019

#6 - Baseball Prospectus | #12 - Baseball America | #18 - MLB.com

2018

- ◆ Split the year between Double-A Trenton and Double-A Bowie, going 7-5 with a 4.16 ERA in 22 Eastern League starts.
- ◆ Ranked among Eastern League qualifiers in WHIP (4th, 1.21), fewest baserunners per nine IP (4th, 11.60) and lowest batting average against (5th, .247).
- ◆ Named to Eastern League Midseason All-Star Team (did not pitch in the game).
- ◆ Opened the year with Trenton, going 5-2 with a 3.38 ERA in 15 starts. He limited EL batters to a .218 average while registering eight more strikeouts (75) than hits allowed (67).
- ◆ Allowed two earned runs or fewer in 10 of his 15 starts with Trenton, including three starts in which he did not allow a run.
- ◆ Recorded 10 strikeouts over 6.1 shutout innings of work, 6/15 vs. Erie.
- ◆ Registered at least one strikeout in 21 of his 22 starts.
- ◆ With Trenton, limited left-handers to a .186 average (27-145). Also held opposing leadoff batters to a .148 average (12-81) with a .198 on-base percentage.
- ◆ Went 3-1 with a 2.15 ERA (13 ER, 54.1 IP) in nine home starts with the Thunder.
- ◆ Joined Bowie on 7/29 after trade with New York Yankees organization.
- ◆ Went 2-3 with a 5.75 ERA in seven starts with Bowie.
- ◆ Tossed at least 5.0 innings in 20 of his 22 starts between Trenton and Bowie.

2017

- ◆ Made 13 starts between Class-A Tampa and Double-A Trenton, going 7-2 with a 2.81 ERA.
- ◆ Did not make his first appearance of the season until 6/20, but thrived in nine starts with Tampa as he went 6-0 with a 2.62 ERA.
- ◆ Set a career-high with 11 strikeouts over 7.0 shutout innings, 7/2 at Clearwater.
- ◆ Limited Florida State League batters to a .221 average. Held batters to a .161 average with runners in scoring position, including an .043 mark (1-23) with RISP and two outs.
- ◆ Promoted to Trenton and made his final four appearances of the season with the Thunder, going 1-2 with a 3.24 ERA and 17 strikeouts in 25.0 innings pitched.

2016

- ◆ Split the year between Class-A Hickory in the Texas system and Charleston the Yankees organization, going 4-3 with a 4.70 ERA in 24 games (16 starts).
- ◆ Named an Arizona Fall League All-Star selection after posting a 3.86 ERA for Scottsdale.
- ◆ Entered the year ranked among the Top 100 prospects in baseball by MLB.com (#36), Baseball Prospectus (#59) and Baseball America (#69).

2015

- ◆ Posted a 1.00 ERA in six starts between Hickory and Spokane in the Rangers system.
- ◆ Ranked as the #5 prospect in the Rangers system by Baseball America.



DILLON TATE was the fourth overall pick in the 2015 draft, and he enters 2019 ranked among the Top 20 Orioles prospects by Baseball Prospectus, Baseball America and MLB.com. (Bowie Baysox)

| YR | TEAM | ORG | W-L | ERA | G | GS | SV | IP | H | R | ER | 2B | 3B | HR | HB | BB | SO | WP | AVG |
|----------------------------|--------------------------|-----|--------------|-------------|-----------|-----------|----------|--------------|------------|------------|------------|-----------|----------|-----------|-----------|-----------|------------|-----------|-------------|
| 2015 | Hickory Crawdads (A) | TEX | 0-0 | 1.29 | 4 | 4 | 0 | 7.0 | 3 | 1 | 1 | 0 | 0 | 1 | 0 | 0 | 5 | 0 | .130 |
| | Spokane Indians (A) | TEX | 0-0 | 0.00 | 2 | 2 | 0 | 2.0 | 0 | 0 | 0 | 0 | 0 | 0 | 0 | 3 | 3 | 0 | .000 |
| 2016 | Hickory Crawdads (A) | TEX | 3-3 | 5.12 | 17 | 16 | 0 | 65.0 | 78 | 39 | 37 | 20 | 0 | 5 | 9 | 27 | 55 | 8 | .311 |
| | Charleston RiverDogs (A) | NYN | 1-0 | 3.12 | 7 | 0 | 0 | 17.1 | 21 | 10 | 6 | 3 | 1 | 1 | 0 | 6 | 15 | 0 | .292 |
| 2017 | Trenton Thunder (AA) | NYN | 1-2 | 3.24 | 4 | 4 | 0 | 25.0 | 23 | 9 | 9 | 5 | 2 | 3 | 1 | 9 | 17 | 0 | .253 |
| | Tampa Yankees (A) | NYN | 6-0 | 2.62 | 9 | 9 | 0 | 58.1 | 48 | 19 | 17 | 9 | 2 | 4 | 5 | 15 | 46 | 1 | .221 |
| 2018 | Trenton Thunder (AA) | NYN | 5-2 | 3.38 | 15 | 15 | 0 | 82.2 | 67 | 33 | 31 | 14 | 1 | 7 | 7 | 25 | 75 | 5 | .218 |
| | Bowie Baysox (AA) | BAL | 2-3 | 5.75 | 7 | 7 | 0 | 40.2 | 48 | 27 | 26 | 6 | 0 | 3 | 3 | 9 | 21 | 6 | .302 |
| Minor League Totals | | | 18-10 | 3.84 | 65 | 57 | 0 | 298.0 | 288 | 138 | 127 | 57 | 6 | 24 | 25 | 94 | 237 | 20 | .256 |

INFIELDER

Engelb Vielma

BATS
BOTHTHROWS
RIGHTHEIGHT
5-11WEIGHT
155DOB
6/22/94SERVICE TIME
0.018

Engelb Stalin Vielma (EN-jel vee-EL-ma)

BORN: Maracaibo, VZ

RESIDES: Maracaibo, VZ

OPENING DAY AGE: 24

COLLEGE:

ACQUIRED: Trade with San Francisco in exchange for a PTBNL or cash considerations, 1/26/18

FIRST MLB HIT: Single off of Andrew Heaney, 5/2/18 @ LAA

FIRST MLB HOME RUN:



@Engelb22



@engelb_vielma

CAREER HIGHS

HITS

4, 5x, last: 8/16/15 @ Charlotte

RBI

4, 5/30/14 vs. Wisconsin

RUNS

4, 5/9/14 @ Wisconsin

HOME RUNS

1, 2x, last: 5/3/15 vs. Charlotte (A)

STRIKEOUTS

4, 6/19/17 vs. Buffalo

WALKS

3, 3x, last: 7/20/16 @ Jackson

STOLEN BASES

2, 10x, last: 8/4/15 vs. St. Lucie

HITTING STREAK

10 games, 2016

PERSONAL

- ◆ Acquired by Baltimore in a trade with San Francisco, in exchange for a player to be named later or cash considerations, on 1/26/18. Was outrighted to Norfolk on 11/27/18.
- ◆ Originally signed by Minnesota as a 17-year-old undrafted free agent on 9/8/11.
- ◆ Had an eventful offseason between the 2017 and 2018 campaigns, where he was a part of five different organizations. Was designated for assignment by Minnesota on 9/12, then was claimed off waivers by San Francisco on 9/14. Was claimed off waivers by Philadelphia on 11/20, then claimed off waivers by Pittsburgh on 12/11. Was designated for assignment by Pittsburgh on 1/14, then re-claimed off waivers by San Francisco on 1/18. Was designated for assignment by San Francisco on 1/23, then traded to Baltimore for a PTBNL on 1/26.

2018

- ◆ Limited to just 18 games due to a fractured right patella.
- ◆ Appeared in 12 games with Norfolk, hitting .184 with four walks and three RBI.
- ◆ Recalled to Baltimore on 4/11 and made his MLB debut as a defensive replacement at Boston on 4/13. Earned his first big league hit on 5/2 at Los Angeles, a single off of Andrew Heaney.
- ◆ Suffered a fractured right patella on 5/9 at Durham after crashing into the left field bullpen while chasing a foul ball. Missed the remainder of the season.

2017

- ◆ Split the year between Double-A Chattanooga (34 games) and Triple-A Rochester (87 games) in the Minnesota system. Combined to hit .229 with 17 doubles and 35 RBI.
- ◆ Opened the season with Chattanooga, where he hit .286 with five doubles and 18 RBI in 34 games. Registered 10 multi-hit games with the Lookouts, including two three-hit games.
- ◆ Joined Rochester on 5/15 and finished the season there, batting .206 with 17 RBI.
- ◆ 84 of his 87 games with Rochester came at shortstop, where he posted a .981 fielding %.
- ◆ Played in 34 games for Tigres de Aragua in the Venezuelan Winter League, batting .240 with a .311 on-base percentage.

2016

- ◆ Batted .265 with 52 runs and 12 steals in 98 games between Fort Myers and Chattanooga.
- ◆ Began the year with Chattanooga, but was placed on 7-day DL 4/13 with a right hamstring strain. Was reinstated on 4/21, but returned to the DL with a left oblique strain on 5/2.
- ◆ Named #25 prospect, Best Defensive Infielder and Best Infield Arm in the Twins system by Baseball America.
- ◆ Added to Twins 40-man roster November 18.

2015

- ◆ Spent entire season with Class-A Ft. Myers, batting .270 with 29 RBI in 120 games. Led the Miracle in hits (119), at-bats (441) and stolen bases (35) and ranked second in games (120), runs (49) and total bases (135).
- ◆ Ranked sixth in Florida State League with 35 stolen bases, a mark that tied for seventh among all High-A players.
- ◆ Hit second professional home run, 5/3 vs. Port Charlotte.
- ◆ Named Twins Minor League Player of the Week on 6/16 after hitting .467 (7-15) with one double, two RBI, two runs scored and a .529 OBP.
- ◆ Ranked Best Defensive Infielder and Best Infield Arm in Twins system by Baseball America.

2014

- ◆ Spent entire season with Class-A Cedar Rapids, where he set career-highs in games (112), at-bats (418), runs (63), hits (111), doubles (13), triples (4), RBI (33) and walks (28).
- ◆ Named Twins Minor League Player of the Week on 5/9 after batting .423 (11-26) with two doubles, one triple, eight runs scored and three RBI in seven games.
- ◆ Hit his first professional home run, 8/19 vs. Quad Cities.
- ◆ Named Best Defensive Infielder in the Twins system by Baseball America.



ENGELB VIELMA made his MLB debut in 2018 before having his season cut short due to a fractured patella he suffered on May 9th at Durham. (Steven Goldberg/Norfolk Tides)

| YR | TEAM | ORG | AVG | G | AB | R | H | 2B | 3B | HR | RBI | BB | SO | SB | CS | SLG | OBP | OPS | E |
|------|---------------------------|-----|------|-----|------|-----|-----|----|----|----|-----|-----|-----|----|----|------|------|------|-----|
| 2012 | DSL Twins (R) | MIN | .268 | 44 | 157 | 24 | 42 | 4 | 3 | 0 | 19 | 18 | 27 | 16 | 5 | .331 | .354 | .685 | 18 |
| 2013 | GCL Twins (R) | MIN | .237 | 42 | 131 | 20 | 31 | 3 | 0 | 0 | 11 | 15 | 23 | 7 | 3 | .260 | .320 | .580 | 13 |
| | Elizabethton Twins (R) | MIN | .217 | 6 | 23 | 7 | 5 | 0 | 0 | 0 | 1 | 1 | 7 | 1 | 0 | .217 | .308 | .525 | 1 |
| 2014 | Cedar Rapids Kernels (A) | MIN | .266 | 112 | 418 | 63 | 111 | 13 | 4 | 1 | 33 | 28 | 71 | 10 | 6 | .323 | .313 | .636 | 18 |
| 2015 | Fort Myers Miracle (A) | MIN | .270 | 120 | 441 | 49 | 119 | 9 | 2 | 1 | 29 | 35 | 71 | 35 | 12 | .306 | .321 | .627 | 21 |
| 2016 | Chattanooga Lookouts (AA) | MIN | .271 | 90 | 314 | 47 | 85 | 7 | 4 | 0 | 21 | 34 | 62 | 10 | 8 | .318 | .345 | .663 | 15 |
| | Fort Myers Miracle (A) | MIN | .200 | 8 | 25 | 5 | 5 | 0 | 0 | 0 | 0 | 5 | 8 | 2 | 0 | .200 | .333 | .533 | 3 |
| 2017 | Chattanooga Lookouts (AA) | MIN | .286 | 34 | 119 | 7 | 34 | 5 | 0 | 0 | 18 | 14 | 13 | 1 | 3 | .328 | .362 | .690 | 5 |
| | Rochester Red Wings (AAA) | MIN | .206 | 87 | 296 | 36 | 61 | 12 | 2 | 0 | 17 | 11 | 72 | 2 | 5 | .260 | .233 | .493 | 9 |
| 2018 | BALTIMORE ORIOLES (AL) | BAL | .143 | 6 | 7 | 1 | 1 | 0 | 0 | 0 | 0 | 1 | 4 | 0 | 0 | .143 | .250 | .393 | 1 |
| | NORFOLK TIDES (AAA) | BAL | .184 | 12 | 38 | 3 | 7 | 2 | 1 | 0 | 3 | 4 | 9 | 0 | 0 | .289 | .256 | .545 | 3 |
| | Minor League Totals | | .255 | 555 | 1962 | 261 | 500 | 55 | 16 | 2 | 152 | 165 | 363 | 84 | 42 | .302 | .314 | .617 | 106 |
| | Major League Totals | | .143 | 6 | 7 | 1 | 1 | 0 | 0 | 0 | 0 | 1 | 4 | 0 | 0 | .143 | .250 | .393 | 1 |

INFIELDER

Zach Vincej

BATS
RIGHTTHROWS
RIGHTHEIGHT
6-0WEIGHT
190DOB
5/1/91SERVICE TIME
0.034

Zachary Laine Vincej (VINCE-ee)

BORN: San Diego, CA

RESIDES: Saugus, CA

OPENING DAY AGE: 27

COLLEGE:

ACQUIRED: Signed by Baltimore as a minor league free agent, 11/20/18



@ZVincej



@zvincej

FIRST MLB HIT: Single off of Pedro Strop, 9/30/17 @ CHC

FIRST MLB HOME RUN:

CAREER HIGHS

HITS
4, 4x, last: 9/3/16 @ BirminghamRBI
4, 3x, last: 4/29/18 @ FresnoRUNS
3, 2x, last: 8/22/15 vs ChattanoogaHOME RUNS
1, several timesSTRIKEOUTS
3, several timesWALKS
3, 2x, last: 6/4/15 @ MobileSTOLEN BASES
2, 4/16/13 @ Lake CountyHITTING STREAK
13 games, 2012

PERSONAL

- ♦ Signed by Baltimore as a minor league free agent, 11/20/18.
- ♦ Originally selected by Cincinnati in the 37th round of the 2012 draft. Claimed off of waivers by Seattle from Cincinnati on 11/3/17.
- ♦ Attended Pepperdine University, where he was the 2012 recipient of the Brooks Wallace Award, given to the nation's top collegiate shortstop by the Collegiate Baseball Hall of Fame.
- ♦ Named the West Coast Conference Defensive Player of the Year and was All-WCC First Team during his junior season (2012) at Pepperdine.
- ♦ Graduated in 2009 from Saugus High School (CA), where he batted .428 during his career.
- ♦ Competed internationally for the United States national youth baseball team in 2007, helping the squad win the World Youth Baseball Championship (played in Venezuela).

2018

- ♦ Spent the majority of the season with Triple-A Tacoma in the Mariners system, hitting .247 with six home runs, 14 doubles and 51 RBI in 109 games.
- ♦ Ranked among Tacoma leaders in games (2nd, 109), at-bats (2nd, 385) and hits (3rd, 95).
- ♦ Matched a career-high with four RBI, 4/29 at Fresno (3-5 with a grand slam).
- ♦ Set career-highs in home runs (6) and RBI (51).
- ♦ Recorded 24 multi-hit games, including four different three-hit contests.
- ♦ Posted a .973 fielding percentage in 93 games at shortstop (9 errors, 334 total chances).
- ♦ Had his contract selected by Seattle on 7/30. Appeared in one game for the Mariners, going 2-4 with an RBI on 8/1 vs. Houston before being optioned to Tacoma on 8/2. Was designated for assignment by Seattle on 8/21 and outrighted to Tacoma on 8/24.

2017

- ♦ Spent most of the season with Triple-A Louisville after receiving his first-ever invitation to Major League Spring Training camp with the Reds. Batted .270 with three home runs, 21 doubles and 38 RBI in 110 games for Louisville.
- ♦ Ranked 4th in the International League in fewest plate appearances per strikeout (8.57).
- ♦ Registered 28 multi-hit games with the Bats, including eight different three-hit contests.
- ♦ Posted a .984 fielding percentage at shortstop, making just seven errors in 444 chances.
- ♦ Belted his first career grand slam and tied his career-high with four RBI, 8/13 at Gwinnett.
- ♦ Recorded a .302 batting average on the road.
- ♦ Batted .359 (33-92) with a .416 on-base percentage over 27 games in June.
- ♦ Had his contract selected by Cincinnati on 9/1 and made his MLB debut that night at Pittsburgh as a pinch-hitter.
- ♦ Recorded his first big league hit on 9/30 at the Chicago Cubs, a single off of Pedro Strop.
- ♦ Claimed off waivers by Seattle on 11/3. Outrighted to Tacoma on 11/7.

2016

- ♦ Spent the year at Double-A Pensacola, hitting .281 with 24 doubles and 47 RBI in 121 games.
- ♦ Received a Rawlings Minor League Gold Glove Award as the Best Defensive Shortstop in the Minor Leagues. Led all Minor League shortstops in fielding percentage (.991), as he committed just four errors in 423 total chances.
- ♦ Ranked 8th in the Southern League with a .281 batting average.
- ♦ Matched a career-high with four hits, 9/3 at Birmingham.
- ♦ Played for Peoria in the Arizona Fall League, where he was named to the All-Prospect Team after hitting .352 with four home runs and 18 RBI in 20 games. Led the AFL in extra-base hits (13), total bases (48) and slugging percentage (.676).
- ♦ Hit a walk-off grand slam in the 9th inning of a 5-3 Peoria win vs. Scottsdale, 10/25.

2015

- ♦ Appeared in 90 games with Pensacola, hitting .241 with five home runs and 22 RBI.
- ♦ Batted .270 and hit all five of his home runs at home.

2014

- ♦ Spent the year with Class-A Bakersfield, hitting .271 with 23 doubles and 40 RBI.
- ♦ Set career-highs with four hits in a game, 6/23 vs. Visalia and 8/6 vs. San Jose.

2013

- ♦ Was a Midwest League Midseason All-Star with Dayton.
- ♦ Reached base safely in 22 straight games from 6/1-6/27.

2012

- ♦ Batted .336 in 38 games with rookie-level Billings.
- ♦ Hit safely in a career-high 13 consecutive games, 7/21 - 8/9.



ZACH VINCEJ earned the Rawlings Gold Glove Award as the Best Defensive Shortstop in Minor League Baseball after posting a .991 fielding percentage in 2016. (Jeff Halstead/Tacoma Rainiers)

| YR | TEAM | ORG | AVG | G | AB | R | H | 2B | 3B | HR | RBI | BB | SO | SB | CS | SLG | OBP | OPS | E |
|---------------------|----------------------------|-----|------|-----|------|-----|-----|-----|----|----|-----|-----|-----|----|----|------|------|-------|----|
| 2012 | Billings Mustangs (R) | CIN | .336 | 38 | 143 | 27 | 48 | 11 | 0 | 1 | 17 | 9 | 23 | 4 | 4 | .434 | .393 | .827 | 4 |
| 2013 | Dayton Dragons (A) | CIN | .263 | 104 | 377 | 51 | 99 | 17 | 5 | 3 | 31 | 36 | 72 | 13 | 7 | .358 | .333 | .691 | 14 |
| 2014 | Bakersfield Blaze (A) | CIN | .271 | 115 | 428 | 72 | 116 | 23 | 1 | 1 | 40 | 44 | 73 | 11 | 8 | .336 | .342 | .678 | 22 |
| 2015 | Pensacola Blue Wahoos (AA) | CIN | .241 | 90 | 286 | 39 | 69 | 10 | 0 | 5 | 22 | 44 | 48 | 7 | 7 | .329 | .347 | .676 | 6 |
| 2016 | Pensacola Blue Wahoos (AA) | CIN | .281 | 121 | 399 | 45 | 112 | 24 | 3 | 3 | 47 | 25 | 85 | 7 | 6 | .378 | .329 | .707 | 4 |
| 2017 | CINCINNATI REDS (NL) | CIN | .111 | 9 | 9 | 2 | 1 | 0 | 0 | 0 | 0 | 1 | 5 | 0 | 0 | .111 | .333 | .444 | 0 |
| | Louisville Bats (AAA) | CIN | .270 | 110 | 378 | 36 | 102 | 21 | 4 | 3 | 38 | 28 | 49 | 4 | 3 | .370 | .325 | .695 | 9 |
| 2018 | SEATTLE MARINERS (AL) | SEA | .500 | 1 | 4 | 0 | 2 | 0 | 0 | 0 | 1 | 0 | 1 | 0 | 0 | .500 | .500 | 1.000 | 0 |
| | Tacoma Rainiers (AAA) | SEA | .247 | 109 | 385 | 46 | 95 | 14 | 3 | 6 | 51 | 33 | 64 | 7 | 5 | .345 | .315 | .660 | 10 |
| Minor League Totals | | | .268 | 687 | 2396 | 316 | 641 | 120 | 16 | 22 | 246 | 219 | 414 | 53 | 40 | .359 | .335 | .694 | 69 |
| Major League Totals | | | .231 | 10 | 13 | 2 | 3 | 0 | 0 | 0 | 1 | 1 | 6 | 0 | 0 | .231 | .375 | .606 | 0 |

LEFT-HANDED PITCHER

Alex Wells



BATS LEFT **THROWS** LEFT **HEIGHT** 6-1 **WEIGHT** 190 **DOB** 2/27/97 **SERVICE TIME** 0.000

Alexander James Wells

BORN: Newcastle, Australia **RESIDES:** Belmont, Australia
OPENING DAY AGE: 22 **COLLEGE:**
ACQUIRED: Signed by Baltimore as a non-drafted free agent, 8/29/15

FIRST MLB STRIKEOUT:
FIRST MLB WIN:



@A_Wells27



@_alexanderwells

CAREER HIGHS

STRIKEOUTS

9, 6/11/18 vs Lynchburg

RUNS ALLOWED

8, 5/26/17 @ Lakewood

INNINGS

8.0, 6/11/18 vs Lynchburg

EARNED RUNS ALLOWED

7, 2x, last: 6/29/18 vs Winston-Salem

WALKS

4, 4/25/18 @ Salem

HITS ALLOWED

12, 6/29/18 vs Winston-Salem

HOME RUNS ALLOWED

3, 3x, last: 7/8/18 @ Carolina

PITCHES IN A GAME

99, 5/1/18 vs Salem

PERSONAL

- ◆ Signed by Baltimore as a non-drafted free agent on 8/29/15.
- ◆ Was on Australia's roster for the 2017 World Baseball Classic.
- ◆ Has a twin brother, Lachlan, who pitches in the Minnesota Twins organization.

RANKING ON ORIOLES TOP PROSPECT LISTS ENTERING 2019

#14 Baseball Prospectus | #20 - Baseball America | #28 - MLB.com
 Best Changeup - Baseball America

2018

- ◆ Spent the entire season with Class-A Frederick, going 7-8 with a 3.47 ERA in 24 starts.
- ◆ His 3.47 ERA ranked 6th among Orioles minor leaguers and was 4th in the Carolina League.
- ◆ Ranked 4th among Carolina League hurlers in lowest walks per nine IP (2.20) and was 5th in the circuit in fewest baserunners per nine IP (12.00).
- ◆ Named to the World Team for the MLB Futures Game at Nationals Park.
- ◆ Issued two walks or fewer in 20 of his 24 starts, including five starts in which he did not walk an opposing batter.
- ◆ Set a career-high with nine strikeouts and 8.0 shutout innings, 6/11 vs. Lynchburg.
- ◆ Registered at least 5.0 innings in 19 of his 24 starts, ranking 2nd on the Keys with 135.0 IP.
- ◆ Posted a 2.86 ERA in 14 road starts and went 1-1 with a 1.49 ERA in six daytime outings.
- ◆ Registered a 1.97 ERA over his final five starts, holding batters to a .188 average.

2017

- ◆ Named Baltimore's Jim Palmer Minor League Pitcher of the Year after going 11-5 with a 2.38 ERA in 25 starts for Class-A Delmarva.
- ◆ Led all Minor League Baseball with a 0.91 WHIP, while his 2.38 ERA ranked 22nd in MiLB.
- ◆ Ranked among South Atlantic League pitchers in ERA (1st, 2.38), WHIP (1st, 0.91), lowest walks per nine IP (1st, 0.64), fewest baserunners per nine IP (1st, 8.42) and wins (T-2nd, 11).
- ◆ Paced O's minor leaguers with a 2.38 ERA while tying with David Hess for the organizational lead with 11 wins.
- ◆ Ranked 3rd in the system with 113 strikeouts behind John Means (124) & David Hess (123).
- ◆ Issued just 10 walks on the season, including none over his final 68.0 innings. The 10 walks were the fewest issued among qualifiers in all of Minor League Baseball (min 110.0 IP).
- ◆ Named a South Atlantic League Midseason All-Star and the LHP on MiLB.com's Orioles Organizational Minor League All-Star Team.
- ◆ Recorded 17 Quality Starts in 25 games.
- ◆ Went 7-0 with a 1.75 ERA, three walks, 52 strikeouts and a .203 average in 11 home starts.
- ◆ Had a streak of 36 consecutive scoreless innings from 6/30 - 7/30.
- ◆ In five starts in July, he did not allow a run or a walk while holding opponents to a .124 average (13-105) over 31.0 IP. Was named the South Atlantic League Player of the Month for July and Orioles Minor League Pitcher of the Month for July.
- ◆ Matched his career-high with seven strikeouts on three occasions.
- ◆ Posted a 0.73 ERA (3 ER, 37.0 IP) in six day starts, holding opponents to a .168 average.
- ◆ Rated by Baseball America as having the Best Control among Orioles prospects.
- ◆ Entered the season ranked as the #11 prospect in the Orioles system per MLB.com.

2016

- ◆ Entered the season ranked as the Orioles #25 prospect according to Baseball America.
- ◆ Ranked among New York-Penn League pitchers in WHIP (1st, 0.91), fewest baserunners per nine IP (1st, 8.33), walks per nine IP (2nd, 1.29) and ERA (3rd, 2.15).
- ◆ Held opponents to a .216 average, which ranked fourth among qualifying NYPL starters.
- ◆ Selected as a New York-Penn League All-Star, tossing a hitless inning in the contest.
- ◆ Earned first professional victory, 6/22 vs. Auburn.



ALEX WELLS represented the Orioles and Australia when he played on the World Team in the 2018 MLB Futures Game at Nationals Park. (Patrick McDermott/Getty Images)

| YR | TEAM | ORG | W-L | ERA | G | GS | SV | IP | H | R | ER | 2B | 3B | HR | HB | BB | SO | WP | AVG |
|---------------------|-------------------------|-----|-------|------|----|----|----|-------|-----|-----|-----|----|----|----|----|----|-----|----|------|
| 2016 | Aberdeen IronBirds (A) | BAL | 4-5 | 2.15 | 13 | 13 | 0 | 62.2 | 48 | 17 | 15 | 10 | 1 | 1 | 1 | 9 | 50 | 3 | .216 |
| 2017 | Delmarva Shorebirds (A) | BAL | 11-5 | 2.38 | 25 | 25 | 0 | 140.0 | 118 | 49 | 37 | 26 | 1 | 16 | 3 | 10 | 113 | 1 | .222 |
| 2018 | Frederick Keys (A) | BAL | 7-8 | 3.47 | 24 | 24 | 0 | 135.0 | 142 | 56 | 52 | 29 | 1 | 19 | 5 | 33 | 101 | 0 | .270 |
| Minor League Totals | | | 22-18 | 2.77 | 62 | 62 | 0 | 337.2 | 308 | 122 | 104 | 65 | 3 | 36 | 9 | 52 | 264 | 4 | .241 |

INFIELDER

Stevie Wilkerson



BATS
BOTH

THROWS
RIGHT

HEIGHT
6-1

WEIGHT
195

DOB
1/11/92

SERVICE TIME
0.104

Stephen Beaty Wilkerson

BORN: **Roswell, GA**
OPENING DAY AGE: **27**

RESIDES: **Arlington Heights, IL**
COLLEGE: **Clemson University**

ACQUIRED: **Selected by Baltimore in the 8th round of the 2014 draft**

FIRST MLB HIT: **Pinch-hit single off of Sam Freeman, 6/22/18 @ ATL**

FIRST MLB HOME RUN:



@stevie_wilk

CAREER HIGHS

HITS
4, 5x, last: 6/13/17 vs Reading

RBI
5, 3x, last: 10/25/18 vs Surprise

RUNS
4, 2x, last: 8/30/16 vs Potomac

HOME RUNS
1, several times

STRIKEOUTS
4, 4x, last: 6/9/17 @ Trenton

WALKS
3, 5x, last: 10/9/18 @ Peoria

STOLEN BASES
1, several times

HITTING STREAK
8 games, 2x, last: 2017

PERSONAL

- Selected by Baltimore in the 8th round of the 2014 draft. Was selected by Boston in the 15th round of the 2010 draft but did not sign.
- Was a three-time Second-Team All-ACC selection at Clemson University, and was named Tigers Team MVP after his senior season.
- Attended Pope High School in Marietta, GA, where his team won a state title in 2009.
- His grandfather, Richard, played in the St. Louis Cardinals organization in the 1940s, while his other grandfather, Jim, played college football at Southern California.

2018

- Opened the year on the Restricted List before joining Norfolk on 5/30.
- Appeared in 20 games with Norfolk, batting .270 with four home runs and 13 RBI.
- With the Tides, appeared in games at 2B, 3B, SS, LF and RF and did not make an error.
- Had his contract selected by Baltimore on 6/19 and made his MLB debut as a defensive replacement on 6/20 at Washington.
- Recorded his first MLB hit and RBI with a single in the 9th inning on 6/22 at Atlanta.
- Placed on Baltimore's disabled list with a left oblique strain, 7/3.
- Placed on Norfolk's disabled list on 8/23 with a hamstring injury.
- Appeared in 20 games for Glendale in the Arizona Fall League, hitting .282 with nine RBI.

2017

- Split the season between Class-A Frederick (41 games) and Double-A Bowie (71 games).
- Batted .305 with eight home runs and 45 RBI in 112 games, with his .305 average ranking fifth among O's farmhands.
- Named the third baseman on the MiLB.com Orioles Postseason All-Star Team.
- Opened season in Frederick, batting .323 with two homers and 15 RBI in 41 games.
- Hit safely in 33 of his 41 games with the Keys before being promoted to Bowie on 5/23.
- Tied career-high with four hits, 6/13 vs. Reading (4-4, double, RBI).
- In June, ranked among Eastern League leaders in OBP (4th, .419) and average (5th, .344).
- Appeared defensively at 1B, 2B, 3B, SS and RF.
- Hit .317 with 10 RBI in 23 games for the Salt River Rafters in the Arizona Fall League.
- Suspended 50 games on 12/17 following a violation of the Minor League Drug Prevention and Treatment Program.

2016

- Spent most of the year with Frederick, hitting .251 with four home runs & 36 RBI in 114 games.
- Led Carolina League second basemen with a .975 fielding percentage. Paced CL second basemen in games (112), putouts (202) and double plays (70).

2016

- Was one of four Keys to register 100 or more hits, joining Aderlin Rodriguez, Erick Salcedo and Jomar Reyes.
- Reached base safely in 22 straight games from 4/11 - 5/4, hitting .288 (21-73) with a .464 OBP over that span.
- Matched career-highs with four hits, four runs scored and five RBI, 8/30 vs. Potomac.

2015

- Spent year with Class-A Delmarva, batting .287 with two home runs & 30 RBI in 92 games.
- Named as the second baseman on the Orioles Organizational All-Star Team by MiLB.com.
- Named to South Atlantic League Midseason All-Star Team.
- Ranked second on Delmarva with 10 stolen bases and a .375 on-base percentage.
- Registered 26 multi-hit games, including three four-hit contests (matching a career-high).
- Established a career-high with five RBI, 9/2 vs. Hickory (2-3, HR, 5 RBI, BB, 2 R).
- Batted .350 (36-103) with five doubles and five RBI against left-handed pitching.

2014

- Spent his first pro season with Class-A Aberdeen, batting .190 with two home runs and 15 RBI in 60 games.
- Recorded first professional home run as part of a two-hit performance, 7/12 vs. Auburn.



STEVE WILKERSON batted .270 in 20 games with Norfolk in 2018 before making his Major League debut with the Orioles. (Scott Sears/Norfolk Tides)

| YR | TEAM | ORG | AVG | G | AB | R | H | 2B | 3B | HR | RBI | BB | SO | SB | CS | SLG | OBP | OPS | E |
|------|-------------------------|-----|------|-----|------|-----|-----|----|----|----|-----|-----|-----|----|----|------|------|-------|----|
| 2014 | Aberdeen IronBirds (A) | BAL | .190 | 60 | 210 | 19 | 40 | 9 | 1 | 2 | 15 | 14 | 42 | 3 | 6 | .271 | .248 | .519 | 13 |
| 2015 | Delmarva Shorebirds (A) | BAL | .287 | 92 | 342 | 61 | 98 | 15 | 4 | 2 | 30 | 45 | 84 | 10 | 5 | .371 | .376 | .747 | 15 |
| 2016 | Bowie Baysox (AA) | BAL | .222 | 3 | 9 | 1 | 2 | 0 | 0 | 0 | 0 | 0 | 1 | 0 | 0 | .222 | .222 | .444 | 0 |
| | Frederick Keys (A) | BAL | .251 | 114 | 402 | 49 | 101 | 17 | 4 | 4 | 36 | 45 | 98 | 18 | 6 | .343 | .334 | .677 | 14 |
| 2017 | Bowie Baysox (AA) | BAL | .294 | 71 | 245 | 34 | 72 | 13 | 0 | 6 | 30 | 20 | 53 | 5 | 2 | .420 | .354 | .774 | 8 |
| | Frederick Keys (A) | BAL | .323 | 41 | 155 | 29 | 50 | 10 | 0 | 2 | 15 | 19 | 40 | 2 | 3 | .426 | .407 | .833 | 5 |
| 2018 | BALTIMORE ORIOLES (AL) | BAL | .174 | 16 | 46 | 2 | 8 | 3 | 0 | 0 | 3 | 3 | 16 | 1 | 0 | .239 | .224 | .463 | 2 |
| | Bowie Baysox (AA) | BAL | .158 | 5 | 19 | 3 | 3 | 1 | 0 | 0 | 0 | 2 | 6 | 0 | 1 | .211 | .238 | .449 | 0 |
| | NORFOLK TIDES (AAA) | BAL | .270 | 20 | 74 | 13 | 20 | 5 | 0 | 4 | 13 | 5 | 15 | 0 | 1 | .500 | .329 | .829 | 0 |
| | GCL Orioles (R) | BAL | .500 | 2 | 6 | 0 | 3 | 1 | 0 | 0 | 2 | 0 | 2 | 1 | 0 | .667 | .500 | 1.167 | 0 |
| | Minor League Totals | | .266 | 408 | 1462 | 209 | 389 | 71 | 9 | 20 | 141 | 150 | 341 | 39 | 24 | .368 | .342 | .710 | 55 |
| | Major League Totals | | .174 | 16 | 46 | 2 | 8 | 3 | 0 | 0 | 3 | 3 | 16 | 1 | 0 | .239 | .224 | .464 | 2 |

RIGHT-HANDED PITCHER

Matt Wotherspoon



BATS
RIGHT

THROWS
RIGHT

HEIGHT
6-2

WEIGHT
215

DOB
10/6/91

SERVICE TIME
0.000

Matt Mark Wotherspoon

BORN: **Mountain Top, PA**

OPENING DAY AGE: **27**

ACQUIRED: **Trade with the New York Yankees in exchange for international bonus slot money, 7/2/17**

FIRST MLB STRIKEOUT:

FIRST MLB WIN:

RESIDES: **Mountain Top, PA**

COLLEGE: **University of Pittsburgh**



@mspoon11



CAREER HIGHS

STRIKEOUTS

10, 9/7/15 @ Augusta

RUNS ALLOWED

8, 7/12/15 vs Kannapolis

INNINGS

7.0, 2x, last: 8/19/15 vs Rome

EARNED RUNS ALLOWED

7, 5/20/16 @ Reading

WALKS

5, 7/25/18 @ Syracuse

HITS ALLOWED

9, 8/13/15 vs Lexington

HOME RUNS ALLOWED

3, 8/25/18 vs Durham

PITCHES IN A GAME

92, 8/21/18 vs Charlotte

PERSONAL

◆ Acquired by Baltimore in a trade with the New York Yankees, in exchange for international bonus slot money, on 7/2/17.

◆ Originally selected by the Yankees in the 34th round of the 2014 draft. Was drafted by the Detroit Tigers in the 20th round of the 2013 draft but did not sign.

◆ Pitched for four seasons at the University of Pittsburgh, and ranked second in program history in starts (50) and third in wins (23), strikeouts (257) and innings pitched (327.2).

◆ Attended Crestwood High School (Mountain Top, PA), where he played football and was a member of the 2009 Wyoming Valley Conference Champion golf team.

2018

◆ Spent the entire season with Norfolk, going 2-8 with a 4.60 ERA in 39 games (12 starts).

◆ Led Norfolk in strikeouts (105) while ranking 4th on the club with 94.0 innings pitched.

◆ Registered 10 more strikeouts (105) than hits allowed (95). Recorded a season-high seven strikeouts on three different occasions.

◆ Posted a 3.58 ERA in 20 games (six starts) at Harbor Park.

◆ Limited opponents to a .233 average with runners in scoring position, including a .145 mark (8-55) with RISP and two outs.

◆ Pitched to a 2.70 ERA over seven games (two starts) in June.

◆ Nine of his 12 starts came after 7/4. Posted a 4.27 ERA over his 12 starts on the year.

2017

◆ Split the year between Double-A Trenton (15 games), Triple-A Scranton/WB (six games) and Norfolk (17 games).

◆ Combined to go 6-2 with four saves and a 2.00 ERA in 38 games (one start).

◆ Between the three teams, allowed just three of 22 inherited runners to score.

◆ Opened the year with Trenton, going 2-1 with three saves and a 1.67 ERA in 15 games.

◆ Held Eastern League batters to a .214 average, with right-handers hitting .185 (10-54)

◆ Promoted to Scranton/WB on 6/9 and went 1-0 with one save and a 2.25 ERA in six games (one start) for the RailRiders.

◆ Traded to Baltimore on 7/2 and joined Norfolk on 7/4, going 3-1 with a 2.20 ERA in 17 games for the Tides.

◆ With Norfolk, held IL batters to a .202 average, with right-handers batting .131 (8-61).

◆ Registered at least one strikeout in 16 of 17 games with Norfolk, including back-to-back four strikeout games (7/19 & 7/23).

◆ With Norfolk, held opponents to an .036 average (1-28) with RISP, including an 0-15 mark with RISP and two outs

2016

◆ Split the season with Double-A Trenton and Triple-A Scranton/Wilkes-Barre, combining to go 6-2 with eight saves and a 2.50 ERA in 36 games (three starts).

◆ Held opponents to a .203 batting average (66-325).

◆ Spent most of the season with Trenton, going 4-2 with a 2.66 ERA in 26 games (two starts).

◆ Ranked among qualifying Eastern League relievers in batting average against (1st, .165), baserunners per nine IP (2nd, 9.05) and strikeouts per nine IP (4th, 10.24).

◆ Appeared in 10 games (one start) for Scranton, going 2-0 with three saves and a 2.01 ERA.

2015

◆ Combined to go 5-4 with a 4.05 ERA in 23 games (17 starts) between Class-A Tampa, Double-A Trenton and Class-A Charleston.

◆ Ranked fifth among Yankees farmhands with 112 strikeouts.

◆ Spent majority of the season at Charleston, where he went 4-3 with a 3.84 ERA.

◆ Led qualifying South Atlantic League hurlers with 10.35 strikeouts per nine IP.

◆ Recorded a career-high 10 strikeouts, 9/7 vs. Augusta.

2014

◆ Made his professional debut with Class-A Staten Island, going 2-3 with two saves and a 1.97 ERA in 17 relief appearances.

◆ Opponents batted .193 (22-114) against him.

◆ Named New York-Penn League Pitcher of the Week for 7/21-27 (6.0 IP, 1 H, 0 R, 0 BB, 9 K).



MATT WOTHERSPOON led Norfolk pitchers with 105 strikeouts in 2018. (Steven Goldberg/Norfolk Tides)

| YR | TEAM | ORG | W-L | ERA | G | GS | SV | IP | H | R | ER | 2B | 3B | HR | HB | BB | SO | WP | AVG |
|------|------------------------------|-----|-------|------|-----|----|----|-------|-----|-----|-----|----|----|----|----|-----|-----|----|------|
| 2014 | Staten Island Yankees (A) | NY | 2-3 | 1.97 | 17 | 0 | 2 | 32.0 | 22 | 11 | 7 | 5 | 0 | 1 | 3 | 9 | 29 | 4 | .193 |
| 2015 | Charleston RiverDogs (A) | NY | 4-3 | 3.84 | 16 | 15 | 0 | 84.1 | 82 | 41 | 36 | 14 | 5 | 3 | 3 | 20 | 97 | 9 | .255 |
| | Trenton Thunder (AA) | NY | 1-1 | 7.84 | 3 | 1 | 0 | 10.1 | 11 | 9 | 9 | 0 | 0 | 2 | 1 | 6 | 7 | 1 | .262 |
| | Tampa Yankees (A) | NY | 0-0 | 2.25 | 4 | 1 | 0 | 12.0 | 13 | 3 | 3 | 3 | 1 | 0 | 1 | 5 | 8 | 2 | .271 |
| 2016 | Scranton/WB RailRiders (AAA) | NY | 2-0 | 2.01 | 10 | 1 | 3 | 22.1 | 20 | 5 | 5 | 1 | 1 | 1 | 2 | 7 | 14 | 0 | .244 |
| | Trenton Thunder (AA) | NY | 4-2 | 2.66 | 26 | 2 | 5 | 67.2 | 46 | 23 | 20 | 13 | 1 | 3 | 4 | 27 | 74 | 3 | .189 |
| 2017 | Scranton/WB RailRiders (AAA) | NY | 1-0 | 2.25 | 6 | 1 | 1 | 12.0 | 10 | 3 | 3 | 0 | 0 | 0 | 0 | 3 | 12 | 1 | .233 |
| | Trenton Thunder (AA) | NY | 2-1 | 1.67 | 15 | 0 | 3 | 27.0 | 21 | 5 | 5 | 6 | 2 | 2 | 0 | 7 | 33 | 3 | .214 |
| | NORFOLK TIDES (AAA) | BAL | 3-1 | 2.20 | 17 | 0 | 0 | 28.2 | 21 | 7 | 7 | 4 | 1 | 3 | 2 | 15 | 34 | 3 | .202 |
| 2018 | NORFOLK TIDES (AAA) | BAL | 2-8 | 4.60 | 39 | 12 | 0 | 94.0 | 95 | 52 | 48 | 23 | 8 | 13 | 7 | 38 | 105 | 6 | .260 |
| | Minor League Totals | | 21-19 | 3.30 | 153 | 33 | 14 | 390.1 | 341 | 159 | 143 | 69 | 19 | 28 | 23 | 137 | 413 | 32 | .233 |

RIGHT-HANDED PITCHER

Mike Wright



BATS
RIGHT

THROWS
RIGHT

HEIGHT
6-6

WEIGHT
230

DOB
1/3/90

SERVICE TIME
2.111

Dennis Michael Wright, Jr.

BORN: Bennettsville, SC

OPENING DAY AGE: 29

ACQUIRED: Selected by Baltimore in the 3rd round of the 2011 draft

RESIDES: Laurel Hill, NC

COLLEGE: East Carolina University



@Mikewright_Os



@wrightsnaps12

FIRST MLB STRIKEOUT: Mike Trout, 5/17/15 vs. LAA

FIRST MLB WIN: 5/17/15 vs. LAA (MLB Debut)

CAREER HIGHS

STRIKEOUTS

11, 8/21/14 @ Durham

RUNS ALLOWED

8, 6/17/16 vs Toronto

INNINGS

8.2, 8/21/14 @ Durham

EARNED RUNS ALLOWED

8, 6/17/16 vs Toronto

WALKS

5, 6/11/16 @ Toronto

HITS ALLOWED

11, 7/2/14 vs Charlotte

HOME RUNS ALLOWED

4, 6/1/16 vs Boston

PITCHES IN A GAME

121, 8/21/14 @ Durham

PERSONAL

- Selected by Baltimore in the 3rd round of the 2011 draft.
- Attended East Carolina University, where he majored in Physical Education. Was the 94th overall selection in the 2011 draft, the 4th-highest pick in the history of the ECU program. ECU has also produced Tides Hitting Coach Butch Davis and fellow O's farmhand LHP Reid Love.
- Attended Whiteville (NC) HS, where he was the Columbus County Player of the Year.
- Co-founded Wright State of Mind, an organization that raises awareness and funds to benefit those affected by dementia. He and his sister, Tiffany, co-founded the organization in honor of their mother, Sherry, who was diagnosed with Behavioral Variant Frontotemporal Dementia in 2014.

2018

- Spent the entire season with Baltimore, going 4-2 with a 5.55 ERA in 48 games (two GS).
- Ranked second among Orioles in relief innings pitched (78.2). Also set MLB career-highs in IP (84.1), strikeouts (74), appearances (48) and victories (4).
- Pitched to a 1.75 ERA (7 ER, 36.0 IP) over a 22-game stretch from 5/13 - 7/29.
- 18 of his 46 appearances were 2.0 innings or more.
- Allowed seven of 29 inherited runner to score (75.8% strand percentage).
- Made two starts to open the season before making his final 46 appearances in relief.
- Tied his MLB career-high with six strikeouts on 4/3 at Houston.

2017

- Split the year between Norfolk (16 starts) and Baltimore (13 relief appearances).
- Posted a 3.69 ERA and yielded three earned runs or less in 14 of his 16 starts with Norfolk.
- His 71 strikeouts with the Tides gave him 287 in his Norfolk career, tying him for 10th in franchise history. He finished the season ranked among Tides franchise leaders in years pitched (T-6th, 5) and games started (T-8th, 70). Ended the year with 22 career wins with Norfolk, the third-most by a Tides pitcher as an Orioles affiliate.
- His 13 games in relief set a career-high (entered the year with nine MLB relief outings).
- Had four stints with Baltimore: 5/1-2, 5/31 - 7/22, 8/25-28, 9/7 through the end of season. Spent 6/16 - 7/22 on the DL with right shoulder bursitis.

2016

- Split season between Baltimore & Norfolk, going 7-8 with a 4.41 ERA in 31 games (25 GS).
- Made the Opening Day roster and earned a win in his first start of the year, 4/12 at Boston.
- With the O's, went 3-4 with a 6.22 ERA in 12 starts and a 3.27 ERA in six relief outings.
- Went 4-4 with a 3.07 ERA in 13 starts for Norfolk, as he allowed three earned runs or less in 11 of his 13 outings. Held IL right-handed batters to a .197 average (30-152).

2015

- Went 9-1 with a 2.22 ERA in 15 games (14 starts) for Norfolk. His .900 winning percentage was tied for the 5th-best by a Tides pitcher in franchise history (minimum 10 decisions).
- His nine wins were tied for the fourth-highest season total since the Tides became an Os affiliate in 2007 and tied for the fifth-most among Orioles minor leaguers in 2015.
- Opened the Triple-A season with eight straight victories before suffering his first loss of the season in a MLB rehab start on 8/27 at Gwinnett.
- Made MLB debut on 5/17 vs. the Los Angeles Angels, earning the win after allowing four hits and striking out six over 7.1 shutout innings. His first strikeout as a big leaguer came in the first inning (Mike Trout). Was the ninth Orioles pitcher to toss a scoreless start in his MLB debut (first since Chris Waters on 8/5/08).

2014

- In 26 starts during his first full season at the Triple-A level, he went 5-11 with a 4.61 ERA.
- Over his final seven starts, went 4-2 with a 0.95 ERA (5 ER, 47.1 IP).
- Took a no-hitter into the ninth inning on 8/21 at Durham. The Bulls got their first hit of that contest on a two-out, two-strike double by Mikie Mahtook, one batter after Tides shortstop Alexi Casilla made a throwing error that allowed the game to continue. Took a no-hitter into the seventh inning in game one of a doubleheader vs. Durham in his next start on 8/29 before Mahtook lined a one-out single to break up another no-hit bid.

2013

- Earned the Jim Palmer Prize as the Orioles Minor League Pitcher of the Year. Ranked among Orioles minor leaguers in wins (T-1st, 11), strikeouts (2nd, 138) and ERA (3rd, 3.11).
- Named to the Eastern League Midseason All-Star team and earned Game MVP honors.

| YR | TEAM | ORG | W-L | ERA | G | GS | SV | IP | H | R | ER | 2B | 3B | HR | HB | BB | SO | WP | AVG |
|------|-------------------------|-----|-------|-------|-----|-----|----|-------|-----|-----|-----|-----|----|----|----|-----|-----|----|------|
| 2011 | Aberdeen IronBirds (A) | BAL | 2-1 | 3.77 | 7 | 7 | 0 | 31.0 | 29 | 15 | 13 | 4 | 1 | 3 | 1 | 6 | 29 | 3 | .248 |
| | Delmarva Shorebirds (A) | BAL | 1-1 | 10.54 | 4 | 1 | 0 | 13.2 | 21 | 16 | 16 | 4 | 0 | 3 | 2 | 4 | 12 | 3 | .356 |
| | GCL Orioles (R) | BAL | 0-0 | 0.00 | 1 | 0 | 0 | 1.0 | 0 | 0 | 0 | 0 | 0 | 0 | 0 | 0 | 1 | 0 | .000 |
| 2012 | Bowie Baysox (AA) | BAL | 5-3 | 4.91 | 12 | 12 | 0 | 62.1 | 71 | 38 | 34 | 17 | 1 | 7 | 3 | 17 | 45 | 6 | .289 |
| | Frederick Keys (A) | BAL | 5-2 | 2.91 | 8 | 8 | 0 | 46.1 | 47 | 16 | 15 | 9 | 0 | 3 | 1 | 5 | 35 | 0 | .266 |
| 2013 | Bowie Baysox (AA) | BAL | 11-3 | 3.26 | 26 | 26 | 0 | 143.2 | 152 | 65 | 52 | 25 | 2 | 9 | 10 | 39 | 136 | 9 | .267 |
| | NORFOLK TIDES (AAA) | BAL | 0-0 | 0.00 | 1 | 1 | 0 | 6.2 | 6 | 0 | 0 | 1 | 0 | 0 | 0 | 0 | 2 | 0 | .231 |
| 2014 | NORFOLK TIDES (AAA) | BAL | 5-11 | 4.61 | 26 | 26 | 0 | 142.2 | 159 | 87 | 73 | 32 | 5 | 10 | 5 | 41 | 103 | 3 | .281 |
| 2015 | BALTIMORE ORIOLES (AL) | BAL | 3-5 | 6.04 | 12 | 9 | 0 | 44.2 | 52 | 30 | 30 | 14 | 0 | 9 | 5 | 18 | 26 | 2 | .291 |
| | NORFOLK TIDES (AAA) | BAL | 9-1 | 2.22 | 15 | 14 | 0 | 81.0 | 59 | 21 | 20 | 11 | 4 | 4 | 3 | 25 | 63 | 4 | .207 |
| 2016 | BALTIMORE ORIOLES (AL) | BAL | 3-4 | 5.79 | 18 | 12 | 0 | 74.2 | 81 | 53 | 48 | 21 | 2 | 12 | 9 | 26 | 50 | 2 | .282 |
| | NORFOLK TIDES (AAA) | BAL | 4-4 | 3.07 | 13 | 13 | 0 | 76.1 | 72 | 30 | 26 | 13 | 1 | 8 | 1 | 14 | 48 | 2 | .250 |
| 2017 | BALTIMORE ORIOLES (AL) | BAL | 0-0 | 5.76 | 13 | 0 | 0 | 25.0 | 26 | 16 | 16 | 8 | 0 | 5 | 3 | 7 | 28 | 1 | .265 |
| | NORFOLK TIDES (AAA) | BAL | 4-6 | 3.69 | 16 | 16 | 0 | 83.0 | 81 | 41 | 34 | 13 | 0 | 6 | 4 | 26 | 71 | 1 | .251 |
| | GCL Orioles (R) | BAL | 1-1 | 8.31 | 3 | 1 | 0 | 4.1 | 8 | 4 | 4 | 1 | 0 | 0 | 1 | 0 | 7 | 0 | .400 |
| 2018 | BALTIMORE ORIOLES (AL) | BAL | 4-2 | 5.55 | 48 | 2 | 0 | 84.1 | 101 | 55 | 52 | 16 | 2 | 12 | 7 | 36 | 74 | 4 | .299 |
| | Minor League Totals | | 47-33 | 3.73 | 132 | 125 | 0 | 692.0 | 705 | 333 | 287 | 130 | 14 | 53 | 31 | 177 | 552 | 31 | .263 |
| | Major League Totals | | 10-11 | 5.75 | 91 | 23 | 0 | 228.2 | 260 | 154 | 146 | 59 | 4 | 38 | 24 | 87 | 178 | 9 | .288 |

CATCHER

Austin Wynn

BATS
RIGHTTHROWS
RIGHTHEIGHT
6-2WEIGHT
210DOB
12/10/90SERVICE TIME
0.102

Robert Austin Wynn

BORN: Poway, CA

RESIDES: Poway, CA

OPENING DAY AGE: 28

COLLEGE: Fresno State University

ACQUIRED: Selected by Baltimore in the 10th round of the 2013 draft



@AustinWynns



@awynns12

FIRST MLB HIT: Single off of Jason Vargas, 6/5/18 @ NYM (MLB Debut)

FIRST MLB HOME RUN: Solo HR off of Tyler Clippard, 6/7/18 @ TOR

CAREER HIGHS

HITS

4, 4x, last: 5/22/18 @ Charlotte

RBI

3, 8x, last: 8/5/18 @ Texas

RUNS

4, 5/22/18 @ Charlotte

HOME RUNS

2, 8/17/17 @ Reading

STRIKEOUTS

4, 2x, last: 6/28/14 @ Hagerstown

WALKS

4, 8/28/17 vs Trenton

STOLEN BASES

1, 5x, last: 7/5/17 vs Hartford

HITTING STREAK

14 games, 2014

PERSONAL

- Selected by Baltimore in the 10th round of the 2013 draft.
- Attended Fresno State University, where he was named to the Mountain West Academic All-Conference Team during his senior season in 2013. Was a teammate of 2017 American League Rookie of the Year Aaron Judge at Fresno State.
- Was named to the WAC All-Tournament Team and was Academic All-WAC in 2012.
- Graduated from Poway High School, where his team won the California Interscholastic Federation Championship in both 2008 and 2009.

2018

- Split the year between Norfolk and Baltimore. Batted .230 with four home runs and 16 RBI in 41 games with the Tides and .255 with four homers and 11 RBI in 42 games with the O's.
- Opened the year with Norfolk and hit .400 (18-45) against left-handed pitching.
- Hit a walk-off single in the 10th inning in a 6-5 win over Louisville, 5/3.
- Tied a career-best with four hits and set a career-high with four runs, 5/22 at Charlotte.
- Made his MLB debut on 6/5 at the New York Mets, singling in his first at-bat. Cameras caught his mother, Laura, blow him a kiss from the stands after he registered his first hit.
- Belted his first big league homer on 6/7 at Toronto (solo HR off of Tyler Clippard).
- Hit safely in eight straight games with Baltimore from 7/27 - 8/17.
- Threw out 31.8% of attempted basestealers with the Orioles (7-22).
- Batted .274 with three home runs and 10 RBI with Baltimore after the All-Star break.
- Rated as Best Defensive Catcher in O's system by Baseball America following the season.

2017

- Spent the year with Double-A Bowie, hitting .281 with 10 homers and 46 RBI in 105 games.
- Ranked 5th in the Eastern League with a .377 on-base percentage.
- Led Eastern League catchers with a .998 fielding pct, (2 errors in 805 TC). Also led EL catchers in chances (805) and putouts (740) and was 3rd in caught stealing pct. (38.2 %).
- Opened the year with a 12-game hitting streak, over which he hit .442 (19-43).
- Registered first career triple (7/2 at Akron) and multi-homer game (8/17 at Reading).
- His 52 walks ranked second on the Baysox behind DJ Stewart's 65.
- His batting average never dropped below .276 for the entire season (low mark of .276 came on 6/20).
- Batted .200 with two RBI in 18 games for Toros del Este in the Dominican Winter League.
- Rated as the Best Defensive Catcher in the Orioles system by Baseball America.
- Had his contract selected by Baltimore on 11/20.

2016

- Split the year between Frederick (51 games), Bowie (21 games) & Norfolk (8 games), hitting .287 with six HR and 34 RBI.
- With Frederick, batted .303 with five home runs, 20 RBI and a .351 OBP in 51 games.
- Posted a .997 fielding % with the Keys (1 E, 306 TC) and threw out 40.4% of runners (19-47).
- Hit .377 (23-61) with a .424 OBP against Carolina League left-handed pitching.
- Put together a 13-game hitting streak from 8/12-27, over which he hit .420 (21-51).
- Batted .247 with seven doubles and 10 RBI in 21 games for Double-A Bowie.
- Matched career-high with four hits, 6/19 at Erie (w/ Bowie) & 8/26 at Salem (w/ Frederick).
- Threw out 57.1% of attempted basestealers with the Baysox (8-14).
- Appeared in eight games with Norfolk, hitting .278 with one home run and four RBI.
- Between Frederick, Bowie & Norfolk, threw out 45.3% of attempted basestealers (29-64).
- Appeared in 12 games for Peoria in the Arizona Fall League, batting .300.
- Rated by Baseball America as the Best Defensive Catcher in the O's system.

2015

- Spent majority of season with Class-A Frederick, where he hit .274 with three home runs and 28 RBI in 74 games.
- Batted .364 (24-66) with a .411 on-base percentage against left-handed pitching.
- Played four games for Double-A Bowie from 5/29 - 6/7, batting .375 (6-16) with two doubles and three RBI.

2014

- Spent most of the year with Class-A Delmarva, where he batted .252 with 16 doubles, one home run and 33 RBI in 85 games.
- Threw out 36.7 % (29-79) of attempted basestealers.
- Had a career-high 14-game hitting streak (6/29-7/21) and a 12-game streak (4/30-5/16).
- Batted .343 (23-67) with 11 RBI and a .416 OBP in 19 games in July.
- Joined Frederick for the final five games of the year, hitting .214 (3-14) with four RBI.

2013

- Was a Midseason New York-Penn League All-Star with Class-A Aberdeen.
- Had a 10-game hitting streak from 7/18-31, over which he batted .429 (15-35) with a .444 on-base percentage.
- Led NYPL catchers with a .995 fielding percentage (two errors in 371 total chances).
- Ranked 8th in NYPL by throwing out 20.7% of attempted basestealers (17 of 82).
- Had four hits, 7/24 vs. Vermont.

| YR | TEAM | ORG | AVG | G | AB | R | H | 2B | 3B | HR | RBI | BB | SO | SB | CS | SLG | OBP | OPS | E |
|------|-------------------------|-----|------|-----|------|-----|-----|----|----|----|-----|-----|-----|----|----|------|------|------|----|
| 2013 | Aberdeen IronBirds (A) | BAL | .235 | 54 | 187 | 11 | 44 | 7 | 0 | 0 | 21 | 13 | 33 | 1 | 1 | .273 | .284 | .557 | 2 |
| 2014 | Frederick Keys (A) | BAL | .214 | 5 | 14 | 3 | 3 | 1 | 0 | 0 | 4 | 3 | 0 | 0 | 0 | .286 | .333 | .619 | 0 |
| | Delmarva Shorebirds (A) | BAL | .252 | 85 | 313 | 24 | 79 | 16 | 0 | 1 | 33 | 22 | 52 | 0 | 2 | .313 | .306 | .619 | 3 |
| 2015 | Bowie Baysox (AA) | BAL | .375 | 4 | 16 | 1 | 6 | 2 | 0 | 0 | 3 | 0 | 4 | 0 | 0 | .500 | .375 | .875 | 0 |
| | Frederick Keys (A) | BAL | .274 | 74 | 230 | 21 | 63 | 16 | 0 | 3 | 28 | 26 | 39 | 2 | 1 | .383 | .347 | .730 | 7 |
| 2016 | Bowie Baysox (AA) | BAL | .247 | 21 | 73 | 11 | 18 | 7 | 0 | 0 | 10 | 7 | 12 | 1 | 0 | .342 | .309 | .651 | 1 |
| | Frederick Keys (A) | BAL | .303 | 51 | 188 | 23 | 57 | 10 | 0 | 5 | 20 | 13 | 32 | 0 | 0 | .436 | .351 | .787 | 1 |
| | NORFOLK TIDES (AAA) | BAL | .278 | 8 | 18 | 3 | 5 | 1 | 0 | 1 | 4 | 0 | 2 | 0 | 0 | .500 | .278 | .778 | 0 |
| 2017 | Bowie Baysox (AA) | BAL | .281 | 105 | 370 | 54 | 104 | 19 | 1 | 10 | 46 | 52 | 64 | 1 | 0 | .419 | .377 | .796 | 2 |
| 2018 | BALTIMORE ORIOLES (AL) | BAL | .255 | 42 | 110 | 16 | 28 | 2 | 0 | 4 | 11 | 5 | 25 | 0 | 0 | .382 | .287 | .669 | 1 |
| | NORFOLK TIDES (AAA) | BAL | .230 | 41 | 139 | 19 | 32 | 4 | 0 | 4 | 16 | 11 | 38 | 0 | 0 | .345 | .288 | .633 | 2 |
| | Minor League Totals | | .266 | 448 | 1548 | 170 | 411 | 83 | 1 | 24 | 185 | 147 | 276 | 5 | 4 | .367 | .332 | .699 | 18 |
| | Major League Totals | | .255 | 42 | 110 | 16 | 28 | 2 | 0 | 4 | 11 | 5 | 25 | 0 | 0 | .382 | .287 | .669 | 1 |

RIGHT-HANDED PITCHER

Jimmy Yacabonis



BATS
RIGHT

THROWS
RIGHT

HEIGHT
6-3

WEIGHT
205

DOB
3/21/92

SERVICE TIME
0.078

James Allin Yacabonis (YACK-ah-BONE-iss)

BORN: Matawan, NJ

OPENING DAY AGE: 27

ACQUIRED: Selected by Baltimore in the 13th round of the 2013 draft

RESIDES: Matawan, NJ

COLLEGE: Saint Joseph's University



@yacabone



@yimmyjac

FIRST MLB STRIKEOUT: Chris Carter, 6/11/17 @ NYY (MLB Debut)

FIRST MLB WIN: 9/1/17 vs. TOR

CAREER HIGHS

STRIKEOUTS

6, 5/22/18 @ Charlotte

INNINGS

5.0, 6x, last: 7/9/18 vs New York (AL)

WALKS

6, 4/9/15 vs Winston-Salem

HOME RUNS ALLOWED

2, 3x, last: 9/14/18 vs Chicago (AL)

RUNS ALLOWED

7, 7/27/18 vs Toledo

EARNED RUNS ALLOWED

7, 7/27/18 vs Toledo

HITS ALLOWED

6, 6x, last: 7/9/18 vs New York (AL)

PITCHES IN A GAME

83, 5/2/18 vs Durham

PERSONAL

- Selected by Baltimore in the 13th round of the 2013 draft.
- Attended Saint Joseph's University, where he set the single season saves record (10) for the Hawks and was a 2nd-Team Atlantic 10 All-Conference selection in 2013.
- Saint Joseph's University also produced former Tides left-hander and longtime big league pitcher Jamie Moyer. Only two other Hawks products have played in the Major Leagues, RHP Allan Travers (1912) and OF Fritz Henrich (1924).
- Attended Christian Brothers Academy in Lincroft, NJ, where he helped lead his team to the state championship his junior year. Also lettered in basketball while in high school.
- His grandfather played baseball professionally in Cuba.

2018

- Split the year between Norfolk and Baltimore, going 3-5 with a 4.26 ERA in 21 starts for Norfolk and 0-2 with a 5.40 ERA in 12 games (seven starts) for the Orioles.
- Had seven stints with Baltimore, including three as the 26th man for a doubleheader.
- Was on Norfolk's Opening Day roster but did not appear in a game with the Tides before being recalled to Baltimore for a relief outing at Yankee Stadium on 4/7.
- Started for Norfolk on 4/10 vs. Charlotte, his first career professional start after 205 appearances out of the bullpen. He was also a reliever in college, as each of his 47 career outings at Saint Joseph's came out of the bullpen.
- Was limited to 5.0 innings or approximately 70 pitches per start between Norfolk and Baltimore. He reached 5.0 innings on six different occasions, and he threw a career-high 83 pitches on 5/2 vs. Gwinnett.
- Selected to represent the Tides (along with IF Drew Dosch and OF DJ Stewart) in the Triple-A All-Star Game, but did not participate due to a promotion to Baltimore.
- Set a new career-high with six strikeouts over a 5.0-inning start, 5/22 at Charlotte.
- Limited International League batters to a .219 average, including a .178 mark (13-73) against opposing leadoff batters.
- Over a 10-start stretch with Norfolk from 5/17 - 7/22, posted a 2.04 ERA.
- Yielded a career-high seven earned runs while recording just two outs on 7/27 vs. Toledo. Without that start factored in, his ERA in his other 20 starts with Norfolk was 3.46.
- In six appearances with Baltimore after his recall on September 3, he posted a 2.61 ERA. He allowed one earned run over his final three outings, posting a 0.79 ERA (1 ER, 11.1 IP).
- With the Orioles, held opponents to a .190 average (8-42) with RISP.
- Eight of his 12 outings with Baltimore came against the AL East.
- Was the only Orioles starter with a team winning percentage in his starts (min two starts).

2017

- Split the year between Norfolk and Baltimore, making 41 relief appearances for the Tides and 14 outings for the Orioles.
- Named an International League Midseason All-Star, and was named the relief pitcher on MiLB.com's Orioles Organizational All-Star Team.
- Did not allow a run in 35 of his 41 appearances with Norfolk. Led IL relievers with a .144 opponents batting average, a mark that was 38 points lower than the next-closest qualifier.
- His 11 saves ranked 4th among O's minor leaguers and was 5th in the International League.
- Ranked 2nd among qualifying IL relievers in fewest baserunners per nine IP (8.80).
- Did not surrender a home run in 241 batters faced at Norfolk.
- Held IL opponents to an .063 average (3-48) when leading off an inning.
- Did not allow an earned run over his first 13 games with Norfolk.
- Went 4-0 with four saves and a 0.84 ERA (3 ER, 32.1 IP) in 22 outings at Harbor Park.
- Had his contract selected by Baltimore on 6/11 and made his MLB debut that night, working 1.0 inning at Yankee Stadium. Had three stints with Baltimore: 6/ 11-16, 7/2-4 and September - end of season.
- Earned his first MLB victory with a scoreless inning of relief, 9/1 vs. Toronto.
- Made 10 appearances for Baltimore in September, going 2-0 with a 3.21 ERA.

2016

- Split the season between Frederick and Bowie, going 2-4 with 11 saves and a 2.64 ERA in 50 games. His 11 saves between the two levels tied for 3rd among O's minor leaguers.
- Opened the year in Frederick, posting five saves and a 3.98 ERA in 16 relief outings.
- Promoted to Bowie on 5/31 and spent the remainder of the year with the Baysox, as he went 2-2 with a 2.03 ERA. 28 of his 34 appearances with the Baysox were scoreless, and he allowed one earned run or less in 32 of his 34 outings.

2015

- Spent the season with Frederick, going 3-3 with two saves and a 4.02 ERA in 43 games.
- His 43 relief appearances led the Keys and ranked second in the Carolina League.
- Led the league with nine holds and paced CL relievers with 9.48 strikeouts per nine innings.

2014

- His 14 saves ranked 3rd in the South Atlantic League and 3rd among O's minor leaguers.
- Named to the South Atlantic League Midseason All-Star Team.

2013

- Named a New York-Penn League All-Star with Aberdeen after going 3-1 with a 1.52 ERA and four saves in 18 relief appearances.

| YR | TEAM | ORG | W-L | ERA | G | GS | SV | IP | H | R | ER | 2B | 3B | HR | HB | BB | SO | WP | AVG |
|---------------------|-------------------------|-----|-------|------|-----|----|----|-------|-----|-----|-----|----|----|----|----|-----|-----|----|------|
| 2013 | Aberdeen IronBirds (A) | BAL | 3-1 | 1.52 | 18 | 0 | 4 | 29.2 | 15 | 5 | 5 | 2 | 0 | 0 | 1 | 14 | 28 | 1 | .149 |
| 2014 | Frederick Keys (A) | BAL | 0-4 | 8.58 | 17 | 0 | 0 | 28.1 | 34 | 27 | 27 | 8 | 2 | 2 | 3 | 28 | 23 | 12 | .301 |
| | Delmarva Shorebirds (A) | BAL | 1-1 | 1.07 | 21 | 0 | 14 | 25.1 | 9 | 3 | 3 | 3 | 0 | 0 | 3 | 15 | 31 | 3 | .112 |
| 2015 | Frederick Keys (A) | BAL | 3-3 | 4.02 | 43 | 0 | 2 | 62.2 | 74 | 41 | 28 | 15 | 2 | 3 | 5 | 33 | 66 | 12 | .296 |
| 2016 | Bowie Baysox (AA) | BAL | 2-2 | 2.03 | 34 | 0 | 6 | 44.1 | 34 | 13 | 10 | 3 | 0 | 2 | 4 | 14 | 46 | 5 | .211 |
| | Frederick Keys (A) | BAL | 0-2 | 3.98 | 16 | 0 | 5 | 20.1 | 17 | 9 | 9 | 5 | 0 | 2 | 0 | 6 | 21 | 1 | .227 |
| 2017 | BALTIMORE ORIOLES (AL) | BAL | 2-0 | 4.35 | 14 | 0 | 0 | 20.2 | 18 | 10 | 10 | 1 | 1 | 2 | 0 | 14 | 8 | 1 | .247 |
| | NORFOLK TIDES (AAA) | BAL | 4-0 | 1.32 | 41 | 0 | 11 | 61.1 | 30 | 9 | 9 | 7 | 0 | 0 | 2 | 28 | 48 | 5 | .144 |
| 2018 | BALTIMORE ORIOLES (AL) | BAL | 0-2 | 5.40 | 12 | 7 | 0 | 40.0 | 40 | 25 | 24 | 6 | 1 | 8 | 5 | 18 | 33 | 4 | .261 |
| | NORFOLK TIDES (AAA) | BAL | 3-5 | 4.26 | 21 | 21 | 0 | 76.0 | 61 | 36 | 36 | 18 | 0 | 6 | 6 | 32 | 62 | 8 | .219 |
| Minor League Totals | | | 16-18 | 3.28 | 211 | 21 | 42 | 348.0 | 274 | 143 | 127 | 61 | 4 | 15 | 24 | 170 | 325 | 47 | .216 |
| Major League Totals | | | 2-2 | 5.04 | 26 | 7 | 0 | 60.2 | 58 | 35 | 34 | 7 | 2 | 10 | 5 | 32 | 41 | 5 | .257 |

OUTFIELDER

Mike Yastrzemski

BATS
LEFTTHROWS
LEFTHEIGHT
6-0WEIGHT
185DOB
8/23/90SERVICE TIME
0.000

Michael Andrew Yastrzemski (yuh-STREM-skee)

BORN: Andover, MA

OPENING DAY AGE: 28

ACQUIRED: Selected by Baltimore in the 14th round of the 2013 draft

FIRST MLB HIT:

FIRST MLB HOME RUN:

RESIDES: Nashville, TN

COLLEGE: Vanderbilt University



@mikeyaz18



@mikeyaz18

CAREER HIGHS

HITS

5, 7/5/14 @ Lynchburg

RBI

6, 2x, last: 8/15/18 @ Pawtucket

RUNS

4, 7/16/17 @ Altoona

HOME RUNS

2, 5x, last: 8/15/18 @ Pawtucket

STRIKEOUTS

4, 3x, last: 8/8/18 vs. Scranton/WB

WALKS

4, 8/2/15 vs. Trenton

STOLEN BASES

2, 6x, last: 8/26/16 vs. Charlotte

HITTING STREAK

15 games, 2014

PERSONAL

- Selected by Baltimore in 14th round of the 2013 draft. Was selected by Boston in the 36th round of the 2009 draft and by Seattle in the 30th round of the 2012 draft but did not sign.
- Attended Vanderbilt University, where he was named First Team All-SEC and as an NCBWA Third Team All-American in 2013. Majored in Crime and Society at Vanderbilt.
- Attended St. John's Preparatory School in Danvers, MA, where he was a teammate of Orioles draft pick and current NBA player Pat Connaughton. St. John's prep is also the same high school that produced Notre Dame football coach Brian Kelly.
- Is the grandson of Hall of Famer Carl Yastrzemski, an 18-time All-Star who played his entire 23-year career with the Boston Red Sox. Carl won the Triple Crown and was named the American League MVP in 1967, and he finished his career with 3,419 hits, 452 home runs, 1,844 RBI and seven Gold Gloves. His #8 is retired by the Boston Red Sox.
- His father, Mike, was a third round pick of the Atlanta Braves in 1984 and played for the White Sox at the Triple-A level.

2018

- Split the season between Double-A Bowie and Norfolk, hitting .250 with 10 home runs, 28 doubles and 60 RBI in 121 games between the two clubs.
- Hit six triples with Norfolk, tying him for second in the International League. He ended the season with 13 career triples with Norfolk, a mark that is tied for the 10th-most in franchise history and is the most by any Norfolk player as an Orioles affiliate.
- Joined Norfolk from Double-A Bowie on 5/15, and his .359 on-base percentage from 5/15 through the end of the season ranked 8th in the International League.
- Matched career-highs with two home runs (including a grand slam) and six RBI in a win at Pawtucket on 8/15. The six RBI were the most by any Tides player in a game in 2018.
- Registered 23 multi-hit games for Norfolk, including a season-high four-hit contest in which he finished a triple short of the cycle on 8/1 at Charlotte (4-6, 2B, HR, 3 RBI, 2 R).
- Ended the 2018 campaign with 117 career walks with Norfolk (3rd-most by any Tides player as an Orioles affiliate) and 122 career RBI (5th-most by any Tide as an O's affiliate).

2017

- Registered three walk-off hits for Norfolk during the 2017 campaign: 5/7 vs. Durham (RBI double), 6/18 vs. Louisville (RBI single) and 7/30 vs. Columbus (solo HR).
- Had defensive catches appear in Sportscenter's Top 10 Plays on back-to-back days during the 2017 season, 7/27 (#1 play) and 7/28 (#3 play).
- Homered and set a career-high with four runs scored, 7/16 at Altoona

2016

- Made his Triple-A debut in front of friends and family on 5/16 at Pawtucket, going 2-4 with a game-tying RBI triple. The next night in Pawtucket, he hit his first Triple-A home run.
- Over his first 10 career games with Norfolk, he hit .405 (15-37) with six multi-hit games, two home runs and seven runs batted in.
- Combined to drive in 23 runs between Bowie and Norfolk in May of 2016, a mark that tied for 15th in all of Minor League Baseball.
- Reached base safely in 20 consecutive games for Norfolk from 8/7 - 9/3, posting a .407 on-base percentage with 10 RBI over that stretch.

2015

- Spent the entire season with Double-A Bowie, batting .246 with 30 doubles, six home runs and 59 RBI in 128 games. He led the Baysox in games (128), at-bats (476), walks (43) and sacrifice flies (7) while tying for the team lead in triples (6).
- Batted .406 (13-32) with two home runs and eight RBI in nine playoff games as Bowie won the Eastern League title.
- Named to the Eastern League Midseason All-Star Team.
- His 30 doubles set a career high and tied for the third-most in the Eastern League.
- Tied a Bowie season-high and set a personal career high with four walks, 8/2 vs. Trenton.

2014

- Split his season between Delmarva, Frederick and Bowie, as he combined to hit .288 with 14 home runs and 75 RBI. He led all minor leaguers with 16 triples and tied for 15th in MiLB with 64 extra-base hits. He also ranked among Orioles minor leaguers in RBI (4th, 75), home runs (5th, 14) and average (T-10th, .288).
- Named to the South Atlantic League Midseason All-Star Team
- Hit for the cycle on 7/5 at Lynchburg, as he finished 5-6 with two doubles, a triple, a home run, three runs scored and five RBI. It was the first cycle by a member of the Keys since Jeff Fiorentino accomplished the feat on 5/2/05.
- Hit safely in each of his final 20 home games with Delmarva, the longest home hitting streak in the South Atlantic League in 2014.
- After the season, rated as the #9 prospect and the Best Defensive Outfielder in the Orioles system according to *Baseball America*.


2013

- Named New York-Penn League Midseason All-Star.
- Named Organizational Player of the Month for July after hitting .337 with two home runs and 12 runs batted in.

| YR | TEAM | ORG | AVG | G | AB | R | H | 2B | 3B | HR | RBI | BB | SO | SB | CS | SLG | OBP | OPS | E |
|------|-------------------------|-----|------|-----|------|-----|-----|-----|----|----|-----|-----|-----|----|----|------|------|-------|----|
| 2013 | Aberdeen IronBirds (A) | BAL | .273 | 57 | 205 | 28 | 56 | 13 | 4 | 3 | 25 | 24 | 44 | 8 | 8 | .420 | .362 | .782 | 0 |
| 2014 | Bowie Baysox (AA) | BAL | .250 | 43 | 184 | 23 | 46 | 13 | 4 | 3 | 12 | 14 | 34 | 1 | 2 | .413 | .310 | .723 | 3 |
| | Frederick Keys (A) | BAL | .312 | 23 | 93 | 21 | 29 | 7 | 2 | 1 | 19 | 8 | 16 | 5 | 0 | .462 | .364 | .826 | 0 |
| | Delmarva Shorebirds (A) | BAL | .306 | 63 | 258 | 52 | 79 | 14 | 10 | 10 | 44 | 19 | 64 | 12 | 4 | .554 | .365 | .919 | 3 |
| 2015 | Bowie Baysox (AA) | BAL | .246 | 128 | 476 | 63 | 117 | 30 | 6 | 6 | 59 | 43 | 100 | 8 | 7 | .372 | .316 | .688 | 10 |
| 2016 | Bowie Baysox (AA) | BAL | .268 | 33 | 127 | 27 | 34 | 5 | 0 | 6 | 27 | 19 | 20 | 4 | 0 | .449 | .361 | .810 | 2 |
| | NORFOLK TIDES (AAA) | BAL | .221 | 94 | 339 | 41 | 75 | 21 | 4 | 7 | 32 | 42 | 98 | 10 | 3 | .369 | .312 | .681 | 6 |
| 2017 | Bowie Baysox (AA) | BAL | .386 | 20 | 83 | 20 | 32 | 6 | 1 | 6 | 19 | 9 | 17 | 1 | 1 | .699 | .436 | 1.135 | 1 |
| | NORFOLK TIDES (AAA) | BAL | .240 | 81 | 271 | 41 | 65 | 15 | 3 | 9 | 41 | 31 | 74 | 2 | 1 | .417 | .322 | .739 | 1 |
| 2018 | Bowie Baysox (AA) | BAL | .202 | 27 | 104 | 13 | 21 | 10 | 0 | 1 | 11 | 10 | 30 | 2 | 1 | .327 | .276 | .603 | 1 |
| | NORFOLK TIDES (AAA) | BAL | .265 | 94 | 324 | 48 | 86 | 18 | 6 | 9 | 49 | 44 | 75 | 6 | 4 | .441 | .359 | .800 | 4 |
| | Minor League Totals | | .260 | 663 | 2464 | 377 | 640 | 152 | 40 | 61 | 338 | 263 | 572 | 59 | 31 | .428 | .337 | .765 | 31 |

RIGHT-HANDED PITCHER

Gabriel Ynoa

BATS
RIGHTTHROWS
RIGHTHEIGHT
6-2WEIGHT
220DOB
5/26/93SERVICE TIME
1.093**Gabriel Ynoa Gomez (ee-NO-uh)**BORN: **La Vega, DR**
OPENING DAY AGE: **25**RESIDES: **La Vega, DR**
COLLEGE:ACQUIRED: **Trade with the New York Mets in exchange for cash considerations, 2/10/17**FIRST MLB STRIKEOUT: **Adam Rosales, 8/13/16 vs. SD (MLB Debut)**FIRST MLB WIN: **8/13/16 vs. SD (MLB Debut)****@gynoa45**

CAREER HIGHS

STRIKEOUTS

11, 6/6/14 @ Dunedin

INNINGS

9.0, 2x, last: 7/2/15 @ Erie

WALKS

5, 4/17/15 vs Harrisburg

HOME RUNS ALLOWED

4, 5/7/13 @ Hickory

RUNS ALLOWED

11, 6/13/16 vs Reno

EARNED RUNS ALLOWED

10, 6/13/16 vs Reno

HITS ALLOWED

14, 6/13/16 vs Reno

PITCHES IN A GAME

110, 6/23/16 @ Reno

PERSONAL

- ◆ Acquired by Baltimore from the New York Mets in exchange for cash considerations, 2/10/17. He was originally signed by the Mets as a free agent on 11/19/09.
- ◆ Graduated from Liceo Don Pepe Alvarez High School in La Vega, Dominican Republic.

2018

- ◆ Limited to just two appearances in Spring Training before being placed on Baltimore's 60-day disabled list with right shoulder inflammation, 3/26.
- ◆ Also suffered right shin injuries throughout the season, limiting him to just two rehab starts with Bowie in mid-June.
- ◆ Outrighted to Norfolk from Baltimore on November 1st.

2017

- ◆ Split the year between Norfolk and Baltimore, making 21 starts for the Tides and nine appearances (four starts) for the Orioles.
- ◆ For Norfolk, went 5-1 with a 2.87 ERA (17 ER, 53.1 IP) in nine starts after the All-Star break. His 2.87 ERA after the All-Star break ranked 11th in the IL, while his five wins after the break were tied for 4th in the league.
- ◆ Tossed at least 5.0 innings in 10 of his final 11 starts with Norfolk, including consecutive 7.0-inning outings on 8/13 & 8/19.
- ◆ Finished his season with Norfolk by turning in four straight Quality Starts.
- ◆ His 21 starts tied with Jayson Aquino for the Norfolk team lead.
- ◆ Had three stints with Orioles: 5/4-22, 6/16-22, 9/3 - end of season. He spent 5/6-22 on Baltimore's DL with a right hamstring strain.
- ◆ Went 2-3 with a 4.15 ERA in nine games (four starts) for Baltimore. Five of those outings (four starts) came in September.
- ◆ Tossed an MLB career-high 8.0 innings in a win vs. Tampa Bay, 9/21.
- ◆ Spun 6.0 shutout innings in relief of Wade Miley to earn his first career victory with the Orioles, 5/5 vs. the Chicago White Sox. Per the Elias Sports Bureau, he was the second pitcher in the last 40 seasons to earn a win in his first game with a team after throwing 6.0 scoreless innings of relief, joining Oakland RHP Ray Burris, who did so in 1984.
- ◆ In his outing vs. Chicago on 5/5, White Sox RHP Michael Ynoa (not related) also made an appearance. It marked the first time that two players with the last name Ynoa appeared in the same Major League game.

2016

- ◆ Split the year between Triple-A Las Vegas and New York in the Mets system.
- ◆ Ranked among Pacific Coast League leaders in innings pitched (3rd, 154.1), wins (T-4th, 12) and ERA (11th, 3.97).
- ◆ Named a PCL Midseason All-Star after going 9-3 with a 4.19 ERA before the break.
- ◆ Led PCL pitchers in fielding percentage, as he did not make an error in 45 total chances.
- ◆ Ranked third among qualifying PCL pitchers in caught stealing percentage (7 caught stealing in 12 attempts, 58.3 %).
- ◆ Among Mets farmhands, tied for 2nd in wins (12) and ranked 11th in ERA (3.97).
- ◆ Tossed at least 5.0 innings in 23 of his 25 starts with the 51s, including a season-high 8.0 IP on three occasions.
- ◆ Had two stints with the Mets (8/13-18, 9/1 - end of season), going 1-0 with a 6.38 ERA in 10 games (three starts).
- ◆ Made his MLB debut on 8/13 and earned a win with 1.0 scoreless inning of relief, becoming the first Mets reliever to earn a win in his MLB debut since Kenny Greer on 9/29/93. Teammate Robert Gsellman would accomplish the same feat a week later, with the duo becoming the first pair of Mets relievers to win their debuts since Rick Aguilera and Roger McDowell did so in 1985.
- ◆ Struck out a season-high eight batters over 4.2 IP, 9/18 vs. Minnesota.

2015

- ◆ Spent the season with Double-A Binghamton, going 9-9 with a 3.90 ERA in 25 games.
- ◆ Put together back-to-back complete games, 6/27 at Akron (8.0 innings) and 7/2 at Erie (9.0 innings). His 7/2 effort at Erie was a one-hitter in which he struck out six.

2014

- ◆ Split the year between St. Lucie and Binghamton, going 11-4 with a 4.07 ERA in 25 starts.

2013

- ◆ Named the Mets' Sterling Organizational Pitcher of the Year after going 15-4 with a 2.72 ERA in 22 starts with Class-A Savannah.
- ◆ Chosen as the South Atlantic League's Most Outstanding Pitcher and was named to the SAL Postseason All-Star Team. Also named Topps' South Atlantic League Player of the Year.

2012

- ◆ Named a New York-Penn League All-Star after going 5-2 with a 2.23 ERA for Brooklyn.

| YR | TEAM | ORG | W-L | ERA | G | GS | SV | IP | H | R | ER | 2B | 3B | HR | HB | BB | SO | WP | AVG |
|---------------------|-------------------------|-----|-------|------|-----|-----|----|-------|-----|-----|-----|-----|----|----|----|-----|-----|----|------|
| 2010 | DSL Mets2 (R) | NYM | 5-3 | 1.99 | 14 | 12 | 0 | 72.1 | 63 | 22 | 16 | 8 | 1 | 1 | 1 | 8 | 35 | 3 | .243 |
| 2011 | GCL Mets (R) | NYM | 2-3 | 3.00 | 10 | 7 | 0 | 48.0 | 51 | 17 | 16 | 6 | 0 | 1 | 4 | 4 | 21 | 0 | .277 |
| | Kingsport Mets (R) | NYM | 0-0 | 4.50 | 2 | 0 | 1 | 8.0 | 6 | 4 | 4 | 0 | 0 | 4 | 0 | 0 | 6 | 0 | .207 |
| 2012 | Brooklyn Cyclones (A) | NYM | 5-2 | 2.23 | 13 | 13 | 0 | 76.2 | 61 | 25 | 19 | 13 | 3 | 1 | 3 | 10 | 64 | 4 | .213 |
| 2013 | Savannah Sand Gnats (A) | NYM | 15-4 | 2.72 | 22 | 22 | 0 | 135.2 | 123 | 45 | 41 | 17 | 5 | 9 | 1 | 16 | 106 | 2 | .238 |
| 2014 | Binghamton Mets (AA) | NYM | 3-2 | 4.21 | 11 | 11 | 0 | 66.1 | 74 | 32 | 31 | 12 | 2 | 9 | 3 | 12 | 42 | 2 | .281 |
| | St. Lucie Mets (A) | NYM | 8-2 | 3.95 | 14 | 14 | 0 | 82.0 | 95 | 40 | 36 | 16 | 6 | 7 | 1 | 13 | 64 | 0 | .288 |
| 2015 | Binghamton Mets (AA) | NYM | 9-9 | 3.90 | 25 | 24 | 0 | 152.1 | 157 | 70 | 66 | 36 | 9 | 14 | 6 | 31 | 82 | 4 | .265 |
| 2016 | NEW YORK METS (NL) | NYM | 1-0 | 6.38 | 10 | 3 | 0 | 18.1 | 26 | 13 | 13 | 0 | 1 | 0 | 1 | 7 | 17 | 0 | .333 |
| | Las Vegas 51s (AAA) | NYM | 12-5 | 3.97 | 25 | 25 | 0 | 154.1 | 170 | 77 | 68 | 26 | 13 | 15 | 6 | 40 | 78 | 2 | .285 |
| 2017 | BALTIMORE ORIOLES (AL) | BAL | 2-3 | 4.15 | 9 | 4 | 0 | 34.2 | 39 | 17 | 16 | 7 | 2 | 5 | 1 | 8 | 26 | 0 | .289 |
| | NORFOLK TIDES (AAA) | BAL | 6-9 | 5.25 | 21 | 21 | 0 | 106.1 | 129 | 69 | 62 | 29 | 2 | 8 | 5 | 24 | 72 | 11 | .297 |
| 2018 | Bowie Baysox (AA) | BAL | 0-0 | 2.57 | 2 | 2 | 0 | 7.0 | 6 | 3 | 2 | 1 | 0 | 1 | 0 | 0 | 6 | 0 | .231 |
| Minor League Totals | | | 65-39 | 3.57 | 159 | 151 | 1 | 909.0 | 935 | 404 | 361 | 164 | 41 | 70 | 30 | 158 | 576 | 28 | .266 |
| Major League Totals | | | 3-3 | 4.92 | 19 | 7 | 0 | 53.0 | 65 | 30 | 29 | 7 | 3 | 5 | 2 | 15 | 43 | 0 | .305 |

OUTFIELDER

Eric Young Jr.



BATS **BOTH** THROWS **RIGHT** HEIGHT **5-10** WEIGHT **190** DOB **5/25/85** SERVICE TIME **6.057**

Eric Orlando Young Jr.

BORN: **Piscataway, NJ** RESIDES: **Scottsdale, AZ**
 OPENING DAY AGE: **33** COLLEGE: **Chandler Gilbert CC**
 ACQUIRED: **Signed by Baltimore as a minor league free agent, 2/11/19**

@EYJr

@itseyjr

FIRST MLB HIT: **Single off of Clayton Kershaw, 8/25/09 vs. LAD (MLB Debut)**
 FIRST MLB HOME RUN: **Solo HR off of Pedro Viola, 9/8/09 vs. CIN**

CAREER HIGHS

HITS

5, 4/17/17 vs Fresno

RBI

5, 6/19/18 @ Colorado Springs

RUNS

4, 2x, last: 4/10/14 @ Atlanta

HOME RUNS

2, 2x, last: 7/7/18 vs El Paso

STRIKEOUTS

5, 4/9/07 vs San Jose

WALKS

3, 9x, last: 7/17/18 vs Las Vegas

STOLEN BASES

3, 10x, last: 7/25/16 vs Round Rock

HITTING STREAK

12 games, 2018

PERSONAL

- ◆ Signed by Baltimore as a minor league free agent, 2/11/19.
- ◆ Originally selected by Colorado in the 30th round of the 2003 draft.
- ◆ Attended Chandler Gilbert Community College in Chandler, AZ. Turned down a football scholarship as a running back to Villanova University. Chandler Gilbert is the same school that produced former Oriole and Tides RHP Dennis Sarfate.
- ◆ Graduated from Piscataway (NJ) High School, where he also played football & basketball.
- ◆ Is the son of Eric Young, who played in the Major Leagues from 1992-2006 as a 2B/OF with the Los Angeles Dodgers, Colorado Rockies, Chicago Cubs, Milwaukee Brewers, San Francisco Giants, Texas Rangers and San Diego Padres. Eric Young Sr. hit .283 with 79 home runs, 1,731 hits and 465 stolen bases over his 15-year career.
- ◆ The Youngs are the only father/son combo to ever lead their league in stolen bases, as Eric Young Sr. led the NL with 53 SB in 1996 and Eric Young Jr. led the NL with 46 SB in 2013.
- ◆ Was traded by the Rockies to the Mets on 6/18/13 in exchange for RHP Collin McHugh.
- ◆ Signed as a free agent with the Braves (2015), Brewers (2016), Angels (2017 & 2018).
- ◆ Enters 2019 tied for 28th (alongside Orioles IF Jonathan Villar) among active Major Leagues with 162 career stolen bases.

2018

- ◆ Split the year between Los Angeles and Salt Lake in the Angels system.
- ◆ Batted .300 with 30 extra-base hits and 34 RBI in 84 games with the Bees.
- ◆ Registered 22 multi-hit games for the Bees, including a four-hit effort on 7/18 vs. Las Vegas.
- ◆ Set a career-high with five RBI, 6/19 at Colorado Springs (3-4, HR, 3 R, 1 BB, 5 RBI).
- ◆ Registered a career-high 12-game hitting streak, 4/22 - 5/6.
- ◆ Promoted to Los Angeles on 7/28 and appeared in 41 games for the Angels, batting .202 with seven extra-base hits, five stolen bases and eight RBI.

CAREER HIGHLIGHTS

- ◆ Enters 2019 having appeared in 651 big league games, batting .245 with 162 steals.
- ◆ Swiped over 50 bases in a season three times in the minor leagues, including an 87-steal season for Class-A Asheville in 2006 that led all of Minor League Baseball.
- ◆ Appeared in the 2009 MLB Futures Game, hitting a three-run home run.
- ◆ Made his MLB debut on 8/25/09 vs. the Los Angeles Dodgers, collecting his first big league hit (a single off of Clayton Kershaw) that day.
- ◆ Made Colorado's 2009 Postseason roster, appearing in two NLDS games vs. Philadelphia.
- ◆ Won the 2006 Arizona Fall League batting crown after hitting .430.

| YR | TEAM | ORG | AVG | G | AB | R | H | 2B | 3B | HR | RBI | BB | SO | SB | CS | SLG | OBP | OPS | E |
|---------------------|----------------------------|-----|------|------|------|-----|------|-----|----|----|-----|-----|-----|-----|-----|------|------|-------|-----|
| 2004 | Casper Rockies (R) | COL | .264 | 23 | 87 | 20 | 23 | 5 | 1 | 0 | 7 | 20 | 13 | 14 | 1 | .345 | .407 | .752 | 7 |
| 2005 | Casper Rockies (R) | COL | .301 | 63 | 219 | 48 | 66 | 7 | 7 | 3 | 25 | 35 | 52 | 25 | 10 | .438 | .404 | .842 | 22 |
| 2006 | Asheville Tourists (A) | COL | .295 | 128 | 482 | 92 | 142 | 28 | 6 | 5 | 49 | 67 | 75 | 87 | 31 | .409 | .391 | .800 | 27 |
| 2007 | Modesto Nuts (A) | COL | .291 | 130 | 540 | 113 | 157 | 29 | 11 | 8 | 63 | 46 | 105 | 73 | 18 | .430 | .359 | .789 | 25 |
| 2008 | Tulsa Drillers (AA) | COL | .290 | 105 | 403 | 74 | 117 | 24 | 4 | 3 | 33 | 61 | 77 | 46 | 16 | .392 | .391 | .783 | 14 |
| 2009 | COLORADO ROCKIES (NL) | COL | .246 | 30 | 57 | 7 | 14 | 1 | 0 | 1 | 1 | 4 | 12 | 4 | 4 | .316 | .295 | .611 | 0 |
| | Col. Springs Sky Sox (AAA) | COL | .299 | 119 | 472 | 118 | 141 | 21 | 10 | 7 | 43 | 56 | 79 | 58 | 14 | .430 | .387 | .817 | 17 |
| 2010 | COLORADO ROCKIES (NL) | COL | .244 | 51 | 172 | 26 | 42 | 5 | 1 | 0 | 8 | 17 | 32 | 17 | 6 | .285 | .312 | .597 | 7 |
| | Tulsa Drillers (AA) | COL | .231 | 4 | 13 | 2 | 3 | 0 | 0 | 0 | 0 | 1 | 2 | 0 | 0 | .231 | .286 | .517 | 1 |
| | Col. Springs Sky Sox (AAA) | COL | .252 | 33 | 123 | 20 | 31 | 5 | 1 | 1 | 9 | 15 | 32 | 10 | 0 | .333 | .340 | .673 | 5 |
| 2011 | COLORADO ROCKIES (NL) | COL | .247 | 77 | 198 | 34 | 49 | 4 | 3 | 0 | 10 | 26 | 38 | 27 | 4 | .298 | .342 | .640 | 4 |
| | Col. Springs Sky Sox (AAA) | COL | .363 | 58 | 223 | 61 | 81 | 18 | 9 | 2 | 28 | 39 | 36 | 17 | 1 | .552 | .454 | 1.006 | 8 |
| 2012 | COLORADO ROCKIES (NL) | COL | .316 | 98 | 174 | 36 | 55 | 7 | 2 | 4 | 15 | 13 | 31 | 14 | 2 | .448 | .377 | .825 | 0 |
| 2013 | COLORADO ROCKIES (NL) | COL | .242 | 57 | 165 | 22 | 40 | 9 | 3 | 1 | 6 | 11 | 33 | 8 | 4 | .352 | .290 | .642 | 2 |
| | NEW YORK METS (NL) | NYM | .251 | 91 | 374 | 48 | 94 | 18 | 4 | 1 | 26 | 35 | 67 | 38 | 7 | .329 | .318 | .647 | 2 |
| 2014 | NEW YORK METS (NL) | NYM | .229 | 100 | 280 | 48 | 64 | 10 | 5 | 1 | 17 | 24 | 60 | 30 | 6 | .311 | .299 | .610 | 1 |
| | Binghamton Mets (AA) | NYM | .000 | 3 | 9 | 2 | 0 | 0 | 0 | 0 | 0 | 2 | 3 | 1 | 0 | .000 | .182 | .182 | 0 |
| | St. Lucie Mets (A) | NYM | .250 | 1 | 4 | 2 | 1 | 0 | 0 | 0 | 0 | 1 | 0 | 0 | 0 | .250 | .400 | .650 | 0 |
| 2015 | NEW YORK METS (NL) | NYM | .000 | 18 | 8 | 9 | 0 | 0 | 0 | 0 | 0 | 0 | 1 | 3 | 2 | .000 | .111 | .111 | 0 |
| | ATLANTA BRAVES (NL) | ATL | .169 | 35 | 77 | 7 | 13 | 4 | 2 | 0 | 5 | 6 | 17 | 3 | 0 | .273 | .229 | .502 | 0 |
| | Las Vegas 51s (AAA) | NYM | .261 | 8 | 23 | 1 | 6 | 2 | 0 | 0 | 1 | 4 | 2 | 3 | 1 | .348 | .370 | .718 | 0 |
| | Gwinnett Braves (AAA) | ATL | .248 | 67 | 234 | 36 | 58 | 6 | 3 | 1 | 27 | 33 | 43 | 23 | 3 | .312 | .349 | .661 | 4 |
| 2016 | NEW YORK YANKEES (AL) | NYM | .000 | 6 | 1 | 2 | 0 | 0 | 0 | 0 | 0 | 0 | 0 | 1 | 0 | .000 | .000 | .000 | 0 |
| | Col. Springs Sky Sox (AAA) | MIL | .263 | 116 | 289 | 48 | 76 | 9 | 2 | 3 | 30 | 31 | 51 | 23 | 6 | .339 | .338 | .677 | 0 |
| 2017 | LOS ANGELES ANGELS (AL) | LAA | .264 | 47 | 110 | 24 | 29 | 5 | 0 | 4 | 16 | 5 | 31 | 12 | 3 | .418 | .336 | .754 | 0 |
| | Salt Lake Bees (AAA) | LAA | .305 | 83 | 341 | 67 | 104 | 15 | 5 | 8 | 52 | 33 | 56 | 20 | 7 | .449 | .375 | .824 | 1 |
| 2018 | LOS ANGELES ANGELS (AL) | LAA | .202 | 41 | 109 | 12 | 22 | 4 | 2 | 1 | 8 | 6 | 28 | 5 | 1 | .303 | .248 | .551 | 1 |
| | Salt Lake Bees (AAA) | LAA | .300 | 84 | 307 | 46 | 92 | 18 | 7 | 5 | 34 | 35 | 66 | 10 | 6 | .453 | .367 | .820 | 0 |
| Minor League Totals | | | .291 | 1025 | 3769 | 750 | 1098 | 187 | 66 | 46 | 401 | 479 | 692 | 410 | 114 | .413 | .379 | .791 | 131 |
| Major League Totals | | | .245 | 651 | 1725 | 275 | 422 | 67 | 22 | 13 | 112 | 147 | 350 | 162 | 39 | .332 | .312 | .643 | 17 |

LEFT-HANDED PITCHER

Luis Ysla

BATS
LEFTTHROWS
LEFTHEIGHT
6-1WEIGHT
185DOB
4/27/92SERVICE TIME
0.000

Luis Alfredo Ysla (EES-lah)

BORN: Carabobo, VZ

OPENING DAY AGE: 26

RESIDES: Estado Carabobo, VZ

COLLEGE:

ACQUIRED: Trade with the Los Angeles Dodgers in exchange for RHP Jesús Liranzo,

4/2/18

FIRST MLB STRIKEOUT:

FIRST MLB WIN:



@_luis_ysla

CAREER HIGHS

STRIKEOUTS

10, 6/28/14 @ Lexington

INNINGS

8.0, 5/13/14 @ Hickory

WALKS

6, 2x, last: 7/16/18 @ Altoona

HOME RUNS ALLOWED

2, 2x, last: 8/5/18 vs Reading

RUNS ALLOWED

7, 2x, last: 8/5/18 vs Reading

EARNED RUNS ALLOWED

7, 2x, last: 8/5/18 vs Reading

HITS ALLOWED

10, 5/2/15 @ Stockton

PITCHES IN A GAME

106, 7/31/18 @ Akron

PERSONAL

- ◆ Acquired by Baltimore from the LA Dodgers in exchange for RHP Jesús Liranzo, 4/2/18.
- ◆ Originally signed by San Francisco as an international free agent on 9/11/12.
- ◆ Acquired by Boston from San Francisco in exchange for OF Alejandro De Aza, 8/31/15.
- ◆ Traded by Boston to the Dodgers in exchange for cash considerations, 7/29/17.

2018

- ◆ Spent the majority of the season with Double-A Bowie before making five starts with Norfolk at the end of the year. Combined to go 6-8 with a 5.32 ERA in 33 games (14 starts).
- ◆ With Bowie, went 5-5 with a 4.98 ERA in 28 games (nine starts). Ranked second on the Baysox with 83 strikeouts.
- ◆ As a starter with the Baysox, limited Eastern League batters to a .216 average while registering 13 more strikeouts (46) than hits allowed (33) in 41.2 innings of work. Nine of his final 10 appearances with Bowie came as a starter.
- ◆ Struck out a season-high nine batters in a tough-luck loss, 7/31 at Akron.
- ◆ Joined Norfolk on 8/12 and made five starts with the Tides, going 1-3 with a 6.45 ERA.
- ◆ Picked up his first career Triple-A victory in his final start of the year, 9/2 at Durham.
- ◆ Since the Tides joined the International League in 1969, only four players have had a surname come after Ysla's alphabetically: Rick Zagone (2012), Pete Zamora (2003), Joe Zdeb (1980) and Michael Zouzalik (2016).
- ◆ Made 13 appearances (eight starts) for Bravos de Margarita in the Venezuelan Winter League, going 2-2 with a 4.50 ERA.

2017

- ◆ Entered the season ranked as the #22 prospect in the Boston organization.
- ◆ Received an invitation to Major League Spring Training camp after being added to Boston's 40-man roster on 11/18/16.
- ◆ Made 36 relief appearances between Double-A Portland in the Boston system and Double-A Tulsa in the Dodgers organization, going 1-5 with a 5.28 ERA.
- ◆ Allowed 26 earned runs in 46.1 IP with Portland, with 14 of those earned runs coming in three outings. His ERA in his other 26 outings was 2.59 (12 ER, 41.2 IP).
- ◆ Yielded just two home runs in 214 batters faced with Portland.
- ◆ Pitched to a 2.97 ERA in 20 night contests, but a 10.38 ERA in nine day appearances.
- ◆ Joined Tulsa on 8/3 and made his final seven appearances of the season with the Drillers, posting a 6.17 ERA.

2016

- ◆ Spent the majority of the year with Portland, where he went 2-5 with three saves and a 4.07 ERA in 39 appearances. His 39 appearances ranked 2nd on the club.
- ◆ 25 of his 39 outings with Portland were scoreless.
- ◆ Posted a 2.96 ERA and a .193 average against over a 16-game stretch in June and July.
- ◆ Made his Triple-A debut and earned a save with a shutout inning of relief, 9/4 vs. Buffalo.
- ◆ Posted a 1.93 ERA and an .071 opponents' average in 14 games for Margarita in the VWL.

2015

- ◆ Spent most of the year with San Jose, going 3-6 with a 6.21 ERA in 33 games (nine starts).
- ◆ Was 2-1 with a 4.50 ERA in 24 relief outings with San Jose.
- ◆ Struck out eight over 5.0 hitless innings of relief, 7/21 vs. Lancaster.
- ◆ After trade to Boston, made two scoreless (and hitless) outings with Class-A Salem.
- ◆ Following the year, was rated by Baseball America as the #25 prospect in the Sox system.

2014

- ◆ Went 6-7 with a 2.45 ERA in 24 games (23 starts) for Augusta in the Giants system.
- ◆ Named a South Atlantic League Midseason and Postseason All-Star.
- ◆ Led the SAL in ERA (2.45) and ranked 4th in opponents average (.231).
- ◆ Struck out a career-high 10 batters over a 6.0-inning start, 6/28 at Lexington.

2013

- ◆ Named an AZL Postseason All-Star after going 4-0 with a 2.65 ERA with the AZL Giants.



LUIS YSLA earned his first Triple-A victory in his final start of 2018. (Scott Sears/Norfolk Tides)

| YR | TEAM | ORG | W-L | ERA | G | GS | SV | IP | H | R | ER | 2B | 3B | HR | HB | BB | SO | WP | AVG |
|------|--------------------------|-----|-------|------|-----|----|----|-------|-----|-----|-----|-----|----|----|----|-----|-----|----|------|
| 2013 | AZL Giants (R) | SF | 4-0 | 2.65 | 12 | 12 | 0 | 51.0 | 38 | 18 | 15 | 9 | 2 | 1 | 3 | 13 | 52 | 1 | .204 |
| 2014 | Augusta GreenJackets (A) | SF | 6-7 | 2.45 | 24 | 23 | 0 | 121.1 | 104 | 42 | 33 | 24 | 4 | 8 | 11 | 45 | 115 | 8 | .231 |
| 2015 | San Jose Giants (A) | SF | 3-6 | 6.21 | 33 | 9 | 0 | 79.2 | 109 | 60 | 55 | 28 | 1 | 9 | 3 | 41 | 95 | 4 | .329 |
| | Salem Red Sox (A) | BOS | 0-0 | 0.00 | 2 | 0 | 0 | 5.0 | 0 | 0 | 0 | 0 | 0 | 0 | 0 | 2 | 6 | 0 | .000 |
| 2016 | Pawtucket Red Sox (AAA) | BOS | 0-0 | 0.00 | 1 | 0 | 1 | 1.0 | 1 | 0 | 0 | 0 | 0 | 0 | 0 | 0 | 2 | 0 | .250 |
| | Portland Sea Dogs (AA) | BOS | 2-5 | 4.07 | 39 | 0 | 3 | 55.1 | 54 | 28 | 25 | 8 | 5 | 4 | 2 | 27 | 60 | 1 | .262 |
| 2017 | Portland Sea Dogs (AA) | BOS | 1-5 | 5.05 | 29 | 0 | 1 | 46.1 | 47 | 28 | 26 | 10 | 1 | 2 | 0 | 32 | 44 | 1 | .266 |
| | Tulsa Drillers (AA) | LAD | 0-0 | 6.17 | 7 | 0 | 0 | 11.2 | 13 | 8 | 8 | 5 | 0 | 1 | 1 | 7 | 8 | 1 | .277 |
| 2018 | Bowie Baysox (AA) | BAL | 5-5 | 4.98 | 28 | 9 | 0 | 72.1 | 67 | 46 | 40 | 15 | 1 | 11 | 5 | 45 | 83 | 4 | .241 |
| | NORFOLK TIDES (AAA) | BAL | 1-3 | 6.45 | 5 | 5 | 0 | 22.1 | 33 | 16 | 16 | 6 | 0 | 1 | 1 | 13 | 18 | 2 | .347 |
| | Minor League Totals | | 22-31 | 4.21 | 180 | 58 | 5 | 466.0 | 466 | 246 | 218 | 105 | 14 | 37 | 26 | 225 | 483 | 22 | .260 |

LEFT-HANDED PITCHER

Bruce Zimmermann



BATS LEFT **THROWS** LEFT **HEIGHT** 6-2 **WEIGHT** 215 **DOB** 2/9/95 **SERVICE TIME** 0.000

Bruce Anthony Zimmermann

BORN: Baltimore, MD

OPENING DAY AGE: 24

ACQUIRED: Trade with Atlanta, along with RHP Evan Phillips, C Brett Cumberland and IF Jean Encarnacion, in exchange for RHPs Darren O'Day and Kevin Gausman, 7/31/18

FIRST MLB STRIKEOUT:

FIRST MLB WIN:

RESIDES: Woodstock, MD

COLLEGE: Mount Olive College, Towson Univ.



@brucezimmermann

CAREER HIGHS

STRIKEOUTS

11, 2x, last: 5/27/18 @ Augusta

INNINGS

7.0, 6x, last: 7/27/18 vs Mobile

WALKS

4, 3x, last: 7/22/18 @ Montgomery

HOME RUNS ALLOWED

2, 2x, last: 6/24/18 vs Greenville

RUNS ALLOWED

9, 4/12/18 @ Greenville

EARNED RUNS ALLOWED

7, 2x, last: 6/8/18 vs Kannapolis

HITS ALLOWED

10, 6/8/18 vs Kannapolis

PITCHES IN A GAME

103, 7/10/18 @ Birmingham

PERSONAL

- ◆ Acquired by Baltimore from Atlanta, along with RHP Evan Phillips, C Brett Cumberland and IF Jean Carlos Encarnacion, in exchange for RHPs Darren O'Day and Kevin Gausman, 7/31/18.
- ◆ Originally selected by Atlanta in the 5th round of the 2017 draft.
- ◆ Attended Division II Mount Olive College (NC), where he went 9-2 with a 3.18 ERA and 129 strikeouts in 99.0 IP during his senior season with the Trojans. Was named Third-Team Academic All-American by CoSIDA during his senior year, a season in which he paced his conference in strikeouts while leading the Trojans to a #1 national ranking. The 129 strikeouts tied the school's single-season record, originally set by former big league RHP Carter Capps.
- ◆ Would be just the third Mount Olive product to appear in a Major League game after LHP Steve Mintz (17 G from 1995-1999) and RHP Carter Capps (129 G from 2012-17).
- ◆ Spent his freshman and sophomore years in college playing at Towson University (MD). Towson produced Hall of Famer and current O's broadcaster Jim Palmer.
- ◆ Attended Loyola Blakefield High School (MD), where was selected to play in the Brooks Robinson All-Star Game at Camden Yards. Also played football in high school. Notable alumni of Loyola Blakefield include author Tom Clancy, NFL Network analyst Jason La Canfora and Emmy-winning Olympic sports caster Jim McKay.

RANKING ON ORIOLES TOP PROSPECT LISTS ENTERING 2019


#11 - Baseball Prospectus

2018

- ◆ Split the year between Class-A Rome, Double-A Mississippi and Double-A Bowie, going 11-7 with a 3.21 ERA in 25 starts between the three clubs.
- ◆ Opened the year with Rome, going 7-3 with a 2.76 ERA in 14 starts.
- ◆ Named a Southern League Midseason All-Star.
- ◆ Limited South Atlantic League batters to a .233 average, with left-handers hitting just .200.
- ◆ Allowed three earned runs or less in 12 of his 14 starts with Rome, including six starts in which he did not allow an earned run.
- ◆ Set a career-high with 11 strikeouts on two occasions: 5/1 vs. Lakewood and 5/27 at Augusta. Also had a 10-strikeout performance on 5/11 at Augusta.
- ◆ Named the South Atlantic League Pitcher of the Week, 5/20.
- ◆ Went 4-1 with a 1.72 ERA, 53 strikeouts and just 12 walks in 36.2 IP over six starts in May.
- ◆ Promoted to Mississippi on 6/29 and registered a 10-strikeout effort in his Double-A debut that night at Pensacola.
- ◆ Went 2-1 with a 3.14 ERA in six starts with the M-Braves, limiting Southern League batters to a .243 average.
- ◆ Joined Bowie on 8/12 after trade with Atlanta, going 2-3 with a 5.06 ERA in five starts.
- ◆ Posted a 1.80 ERA (3 ER, 15.0 IP) over his first three outings with the Baysox.

2017

- ◆ Spent the year with rookie-level Danville, going 0-1 with a 3.09 ERA in 11 starts.
- ◆ Limited to 3.0 innings or less in each of his 11 starts. Registered 28 strikeouts and 21 hits allowed over 23.1 innings.
- ◆ Did not allow a home run in 97 batters faced.
- ◆ Struck out a season-high five batters over 2.0 hitless innings, 7/27 vs. Johnson City.



BRUCE ZIMMERMANN combined to go 11-7 with a 3.21 ERA in 25 starts between the Braves and Orioles systems in 2018. (William Vaughn/Bowie Baysox)

| YR | TEAM | ORG | W-L | ERA | G | GS | SV | IP | H | R | ER | 2B | 3B | HR | HB | BB | SO | WP | AVG |
|------|-------------------------|-----|------|------|----|----|----|-------|-----|----|----|----|----|----|----|----|-----|----|------|
| 2017 | Danville Braves (R) | ATL | 0-1 | 3.09 | 11 | 11 | 0 | 23.1 | 21 | 8 | 8 | 5 | 2 | 0 | 0 | 9 | 28 | 2 | .244 |
| 2018 | Mississippi Braves (AA) | ATL | 2-1 | 3.14 | 6 | 6 | 0 | 28.2 | 25 | 11 | 10 | 4 | 0 | 3 | 0 | 19 | 26 | 3 | .243 |
| | Rome Braves (A) | ATL | 7-3 | 2.76 | 14 | 14 | 0 | 84.2 | 74 | 31 | 26 | 15 | 1 | 5 | 4 | 18 | 99 | 3 | .233 |
| | Bowie Baysox (AA) | BAL | 2-3 | 5.06 | 5 | 5 | 0 | 21.1 | 25 | 17 | 12 | 6 | 1 | 2 | 2 | 7 | 16 | 2 | .287 |
| | Minor League Totals | | 11-8 | 3.19 | 36 | 36 | 0 | 158.0 | 145 | 67 | 56 | 30 | 4 | 10 | 6 | 53 | 169 | 10 | .245 |



VLADIMIR GUERRERO JR.



INTERNATIONAL LEAGUE



INTERNATIONAL LEAGUE

55 South High St., Suite 202, Dublin, OH 43017

Phone: (614) 791-9300 | Fax: (614) 791-9009

www.ILBaseball.com

President Randy Mobley
 Vice President Ken Young
 Assistant to the President Chris Sprague
 Corporate Secretary Max Schumacher
 Office Manager Gretchen Addison



Randy Mobley

Randy Mobley has served as President of the International League since earning the title at the Winter Meetings in December of 1990.

He started work in baseball as a part-time intern with the Columbus Clippers in 1980 in exchange for graduate school credit. After completing his schoolwork, Mobley moved into a full-time intern position with the Clippers before being hired as an Administrative Assistant in September, 1981.

Mobley moved on to become the Assistant Director of Advertising and Stadium Operations in November of that same year and remained in that position until November of 1982. He held two other positions with the Clippers (Director of Public Relations and Director of Group Sales) before leaving the club in November, 1985.

On November 1, 1985, Mobley was hired to fill the newly created position of Administrator of the International Baseball League and stayed at that post until being elected President of the American Association and Commissioner of the Triple-A Alliance.

A year later, he was elected as President of the International League. He retained his duties with the American Association and the Triple-A Alliance.

After the Triple-A Alliance dissolved in November, 1991, Mobley continued in his role as President of the International League of Professional Baseball Clubs.

During his post as President, Mobley has taken on many other duties including Chairman of Minor League Baseball Council of League Presidents (since 1992), Co-Chairman of the National Association of Professional Baseball Leagues/Major League Baseball Rules and Policy Review Committee. He is the first person to be given the Warren Giles Award (presented annually to a league president by Minor League Baseball). He was also the 2002 recipient of the *Baseball America* Minor League Executive of the Year Award.

INTERNATIONAL LEAGUE UMPIRES

| CREW # | UMPIRE | AGE | RESIDES | YEAR IN TRIPLE-A |
|--------|-------------------------|-----|---------------------|------------------|
| 1 | Brennan Miller (CC) | 27 | Woodbridge, VA | 3rd |
| 1 | Erich Bacchus | 28 | Germantown, MD | 2nd |
| 1 | Randy Rosenberg | 30 | Alexandria, VA | 1st |
| 2 | Alex Tosi (CC) | 31 | Imperial, MO | 4th |
| 2 | Skyler Shown | 29 | Owensboro, KY | 2nd |
| 2 | Ryan Wills | 31 | Williamsburg, VA | 3rd |
| 3 | John Bacon (CC) | 35 | Sherrods, OH | 4th |
| 3 | Richard Riley | 37 | Alexandria, VA | 2nd |
| 3 | Mike Wiseman | 31 | White Lake, MI | 3rd |
| 4 | Jeremy Riggs (CC) | 33 | Portsmouth, VA | 4th |
| 4 | Scott Costello | 34 | Barrie, Canada | 3rd |
| 4 | Travis Godec | 30 | Roanoke, VA | 2nd |
| 5 | Adam Beck (CC) | 30 | Winter Springs, FL | 3rd |
| 5 | Blake Carnihan | 30 | Crystal River, FL | 3rd |
| 5 | Rich Grassa | 29 | Lindhurst, NY | 1st |
| 6 | Shane Livensparger (CC) | 35 | Jacksonville, FL | 5th |
| 6 | Chris Graham | 33 | Sutton West, Canada | 3rd |
| 6 | Charlie Ramos | 31 | Grand Rapids, MI | 3rd |
| 7 | Dan Merzel (CC) | 31 | Durham, NC | 4th |
| 7 | John Mang | 31 | Youngstown, OH | 1st |
| 7 | Brian Peterson | 31 | Lansdale, PA | 3rd |
| ROVER | Ryan Additon | 33 | Davie, FL | 4th |
| ROVER | Sean Barber | 33 | Lakeland, FL | 8th |
| ROVER | Nic Lentz | 29 | Holland, MI | 6th |
| ROVER | Jeremie Rehak | 31 | Mars, PA | 4th |
| ROVER | Jansen Visconti | 31 | Latrobe, PA | 5th |
| ROVER | Chad Whitson | 37 | Newark, OH | 9th |

PRESIDENTS OF THE INTERNATIONAL LEAGUE

| | | | |
|-------------|------------------|----------------|-----------------------|
| 1884 | Henry Diddlebock | 1918 | John H. Farrell |
| 1885 | W.S. Arnold | 1919 | David L. Fultz |
| 1886 | F.R. Winne | 1920 - 1928 | John C. Toole |
| 1887 | Frank T. Gilbert | 1929 - 1936 | Charles H. Knappe |
| 1888 | E. Strachen Cox | 1936 | Warren Giles |
| 1889 | Riley V. Miller | 1937 - 1960 | Frank J. Shaughnessy |
| 1890 - 1892 | Charles D. White | 1961 - 1965 | Thomas Richardson |
| 1893 - 1905 | Patrick Powers | 1966 - 1976 | George H. Sisler, Jr. |
| 1906 | Harry L. Taylor | 1977 | Roy Jackson |
| 1907 - 1910 | Patrick Powers | 1977 - 1990 | Harold M. Cooper |
| 1911 - 1917 | Ed Borrow | 1991 - Present | Randy A. Mobley |

CREW ASSIGNMENTS FOR TIDES HOME GAMES

(subject to change)

| | |
|-------------------------|--------|
| April 11 - 14 | Crew 4 |
| April 15-21 | Crew 6 |
| May 2-5 | Crew 2 |
| May 7-12 | Crew 3 |
| May 21-23 | Crew 7 |
| May 28 - June 2 | Crew 1 |
| June 11-13 | Crew 5 |
| June 14-16 | Crew 2 |
| June 24-25 | Crew 6 |
| June 28 - July 3 | Crew 4 |
| July 15-21 | Crew 5 |
| July 29-30 | Crew 7 |
| August 2-4 | Crew 7 |
| August 6-11 | Crew 6 |
| August 19-22 | Crew 1 |
| August 30 - September 2 | Crew 4 |

INTERNATIONAL LEAGUE HALL OF FAME

Created by the International League Baseball Writers' Association, the International League Hall of Fame originated on June 12, 1947 when nine former players, managers and League officials were formally inducted into the Hall's first class. The induction included the unveiling of the International League Hall of Fame plaque at the League's New York City offices located in the Ruppert Building at 535 Fifth Avenue.

From 1948 until 1960, a class of three individuals was inducted into the HOF every year. In 1961, '62 and '63, a class of one was inducted annually. For unknown reasons, no inductions were made between 1964 and 2006, and the roster of inductees remained at 51. Speculation is that with the demise of the League's Writers' Association, the selection process went dormant.

With the passing of the only three-time International League Most Valuable Player (1953, '55, '58), two-time Triple Crown Winner (1955, '58) and IL Hall of Famer Glenn "Rocky" Nelson (class of '60) in October, 2006, no living Hall of Fame members remained.

In July, 2007, League Directors unanimously passed legislation during the League's All-Star Game meeting in Albuquerque, NM, to re-establish the Hall of Fame. Former League Presidents Harold Cooper and George Sisler, Jr. were inducted in 2007, while 27 additional inductees were chosen by the Anniversary Committee and enshrined in January, 2008.

A total of 14 inductees were enshrined in 2009, while seven inductees were announced in 2010. Starting with 2011, up to three inductees have been nominated by fans, media and executives. Those nominated are then elected by eligible voters.



International League President Randy Mobley presents longtime Tides General Manager Dave Rosenfield with his IL Hall of Fame Award prior to a game at Harbor Park on July 30, 2008.

| PLAYER | YEAR INDUCTED | CLUB(S) |
|---------------------------|---------------|----------------------------------|
| Aaron, Tommy | 2008 | ATL, RMD |
| Alexander, Dale | 2008 | TOR, NEW |
| Altobelli, Joe | 2008 | COL, TOR, MON, SYR, ROC |
| Alston, Walter | 2010 | MON |
| Arlett, Russell "Buzz" | 2009 | BAL, SYR |
| Balboni, Steve | 2011 | COL |
| Barrett, Charles "Red" | 2009 | SYR, BUF, TOR |
| Baylor, Don | 2010 | ROC |
| Bentley, Jack | 1958 | BAL, NEW, ROC |
| Berly, Jack | 1955 | ROC, BAL, TOR |
| Betzel, Christian "Bruno" | 1957 | MON, JC, SYR, TOR |
| Boggs, Wade | 2011 | PAW |
| Boley, Joe | 1954 | BAL |
| Bombard, Marc | 2015 | SWB, CHA |
| Boone, Ike | 1957 | NEW, JC, TOR |
| Brant, Marshall | 2015 | TID, COL |
| Brown, Joe | 1962 | REA, NEW, SYR, ROC, JC, BUF, TOR |
| Buford, Don | 2008 | IND |
| Carnegie, Ollie | 1947 | BUF |
| Carswell, Frank | 2010 | BUF |
| Cazen, Walter | 2009 | BAL, SYR, ROC |
| Collins, James "Rip" | 1951 | ROC |
| Cook, Gene | 2008 | TOL |
| Cooper, Harold | 2007 | COL, Int. League |
| Crabtree, Estel | 1953 | ROC |
| Demeter, Steve | 2009 | BUF, TOR, ROC, SYR, CHR |
| Derry, Russ | 2008 | NEW, ROC |
| Dunn, Jack | 1950 | TOR, PRO, BAL |
| Easter, Luke | 2008 | OTT, BUF, ROC |
| Earnshaw, George | 1956 | BAL |
| Eiland, Dave | 2012 | COL, CHA, DUR |
| Ens, Jewel | 1950 | PRO, SYR |
| Evers, Bill | 2012 | COL, DUR |
| Gardner, Lee | 2017 | DUR, TOL |
| Garr, Ralph | 2008 | RMD |
| Gilhooley Sr., Frank | 2008 | MON, BUF, REA, TOR, ROC, JC |
| Grich, Bobby | 2010 | ROC |
| Grove, Robert "Lefty" | 2008 | BAL |
| Hamlin, Luke | 1955 | TOR |
| Hauser, Joe | 2008 | BAL |
| Herrera, Frank "Pancho" | 2008 | SYR, MIA, BUF, COL |
| Hessman, Mike | 2018 | RMD, TOL, BUF, LOU |
| Holly, Ed | 1949 | ROC, MON, TOR, NEW |
| Hopper, Clay | 2009 | MON |
| Howley, Dan | 1950 | MON, TOR |

| PLAYER | YEAR INDUCTED | CLUB(S) |
|---------------------------|---------------|--------------------------------------|
| Hutchinson, Fred | 1954 | BUF |
| Jacobsen, Merwin | 1955 | ROC, TOR, BAL, JC, NEW |
| Jones, Mark | 2013 | TOR, SYR |
| Keller, Charlie | 1947 | NEW |
| Kelly, Bill | 1954 | BUF, NEW, ROC, SPR |
| Kisinger, Charles "Rube" | 2009 | TOR, BUF, JC |
| Knight, Joe | 2009 | 10 IL Clubs |
| Labruzzo, Don | 2015 | BUF, SYR, ROC |
| Lanigan, Ernest | 1947 | International League |
| Lasorda, Tommy | 2008 | MON |
| Maisel, Frederick "Fritz" | 1959 | BAL |
| Mamaux, Al | 1951 | REA, NEW, ALB |
| Manley, William | 1953 | International League |
| Manto, Jeff | 2014 | BUF, SYR, PAW, NOR, SWB, RICH |
| McCarthy, Joe | 1956 | BUF |
| McGowan, Fred | 1947 | NEW, BAL, BUF |
| Mele, Albert "Dutch" | 2009 | BAL, SYR, JC |
| Merkle, Fred | 1953 | ROC, REA |
| Merrill, Carl "Stump" | 2009 | COL |
| Meyer, Bill | 1949 | NEW |
| Miley, Dave | 2014 | IND, LOU, COL, SWB |
| Mondor, Ben | 2008 | PAW |
| Morgan, Joe | 2008 | CHA, ATL, JAX, COL, PAW |
| Montoyo, Charlie | 2016 | OTT, SWB, DUR |
| Moss, Howie | 1960 | JC, BAL, SPR |
| Muelens, Hensley | 2016 | COL, OTT, IND |
| Murray, Billy | 1952 | BUF, PRO, JC |
| Nelson, Glenn "Rocky" | 1947 | ROC, MON, TOR |
| Ogden, Jack | 1951 | NEW, ROC, BAL |
| O'Neill, Steve | 1957 | REA, TOR, BUF |
| Onslow, Ed | 1948 | PRO, TOR, ROC, BAL, NEW |
| Parnham, James "Rube" | 1963 | BAL, REA, NEW |
| Parrish, Larry | 2013 | TOL |
| Pennock, Herb | 1961 | PRO, BUF |
| Petagine, Roberto | 2009 | NOR, IND, PAW |
| Porter, Dick | 1956 | BAL, NEW, SYR, TOR |
| Powers, Pat | 1960 | TRE, JC, ROC, BUF |
| Puccinelli, George | 2008 | ROC, NEW, BAL |
| Quellich, George | 2008 | ROC, BAL, REA, NEW, ALB |
| Rice, Jim | 2008 | PAW |
| Richmond, Don | 2013 | TOR, BAL, ROC, SYR, MIA |
| Ripken, Cal Jr | 2011 | ROC |
| Ripple, Jimmy | 1948 | MON, ROC, TOR |
| Robinson, Jackie | 1947 | MON |
| Rosenfield, Dave | 2008 | NOR |

| PLAYER | YEAR INDUCTED | CLUB(S) |
|--------------------------|---------------|----------------------------------|
| Rudolph, Dick | 1958 | TOR |
| Ryba, Mike | 2010 | ROC |
| Sankey, Ben | 1947 | MON, SYR, BUF |
| Sauer, Hank | 2008 | SYR |
| Schoendienst, Red | 2009 | ROC |
| Schnacke, Ken | 2018 | COL |
| Schumacher, Max | 2017 | IND |
| Seeds, Bob | 2010 | ROC |
| Selkirk, George | 1959 | ROC, JC, NEW, TOR |
| Shaughnessy, Frank | 1947 | SYR, PRO, REA, MON |
| Short, Bill | 2009 | RMD, ROC, COL |
| Silver, Morrie | 2008 | ROC |
| Simone, Anthony "Tex" | 2008 | SYR |
| Sisler Jr., George | 2007 | ROC, COL, Int. League |
| Smythe, William "Harry" | 1959 | BAL, MON |
| Southworth, Billy | 1947 | ROC, TOR |
| Stallings, George | 1959 | TOR, TOL, BUF, NEW, ROC, MON |
| Stevens, Ed | 2009 | MON, TOR, ROC |
| Tamburro, Mike | 2012 | PAW |
| Thomas, Alphonse | 1948 | BUF, BAL |
| Tiefenauer, Bobby | 2008 | ROC, TOR, CHA, ATL, TOL |
| Toporcer, George | 1949 | SYR, ROC, JC, BUF |
| Tucker, Ollie | 2008 | BUF, SYR |
| Triplett, Coaker | 2010 | BUF |
| Verdi, Frank | 2008 | SYR, COL, ROC, TOL, TID |
| Walker, Fred "Dixie" | 1947 | JC, TOR, NEW, ROC, TOR |
| Walker, Harry "The Hat" | 2009 | ROC, ATL, JAC |
| Walsh, Jimmy | 1958 | BAL, AKR, NEW, JC, BUF, TOR |
| Weber, Jim | 2014 | TOL |
| Whitman, Hobart "Rabbit" | 2008 | NEW, PRO, REA, BUF, JC, MON, ALB |
| Wilson, Archie | 2008 | BUF, BAL, TOR |
| Wiltse, George | 1952 | JC, BUF, REA |



BUFFALO BISONS

One James D. Griffin Plaza | Buffalo, NY 14203

Phone: (716) 846-2215


Twitter: @BuffaloBisons | www.bisons.com

Triple-A Affiliate of the Toronto Blue Jays (Since 2013)



TEAM INFORMATION

President Robert E. Rich, Jr.
 General Manager Mike Buczkowski
 PR Contact Brad Bisbing (BBisbing@bisons.com)
 PR Phone Number (716) 846-2019
 Radio Broadcasters Pat Malcaro, Duke McGuire
 Flagship Station ESPN 1520 AM
 2018 Record 61-77 (6th, IL North)
 2018 Attendance 527,988 (8,250 per game)
 Beat Writer Buffalo News
 Governors' Cup Titles 6 (1933, 1936, 1957, 1961, 1998, 2004)



BOBBY MEACHAM

COACHING STAFF

Manager Bobby Meacham
 Pitching Coach Doug Mathis
 Hitting Coach Corey Hart
 Position Coach Devon White
 Athletic Trainer Bob Tarpey
 Strength & Conditioning Coach Brian Pike

DID YOU KNOW?

Bobby Meacham is the third former Bisons player to return to manage the Bisons in the modern era. The other two are currently managing: Torey Lovullo (Arizona) and Joel Skinner (Rochester).

SERIES NOTES

Buffalo leads all-time series, 102-75

Longest Tides winning streak 4 (August 13, 2014 - April 28, 2015)
 Longest Bisons winning streak 7 (June 16, 1998 - June 12, 1999)
 Last Tides 4-game sweep in Norfolk Never
 Last Tides 4-game sweep in Buffalo Never
 Last Bisons 4-game sweep in Norfolk June 16 - June 19, 2003
 Last Bisons 4-game sweep in Buffalo June 24 - June 27, 2011
 Best season series record vs. Buffalo 5-2, 2015
 Worst season series record vs. Buffalo 1-7, 2x, last: 2005

BUFFALO AWARD WINNERS

Most Valuable Player

Frank McGowan (1936)
 Ollie Carnegie (1938)
 Freddie Hutchinson (1941)
 Archie Wilson (1951)
 Mike Baxes (1957)
 Frank Herrera (1959)
 Ted Savage (1961)
 Jhonny Peralta (2004)
 Matt Hague (2015)

Most Valuable Pitcher

None

Rookie of the Year

Walter Craddock (1957)
 Bob Wine (1960)

Manager of the Year

Joel Skinner (2000)
 Eric Wedge (2001)
 Marty Brown (2004)



SAHLEN FIELD

CAPACITY: 16,600 | YEAR OPENED: 1988 | DIMENSIONS: LF - 325, CF - 404, RF - 325

TORONTO BLUE JAYS TOP-10 PROSPECTS (MLB.COM)

| PLAYER | POS | DOB | B-T | HGT | WGT | 2018 NOTABLES |
|--------------------------|-------|----------|-----|------|-----|---|
| 1. Vladimir Guerrero Jr. | 3B | 03/16/99 | R-R | 6-2 | 250 | Ranked as the No. 1 prospect in all of Minor League Baseball |
| 2. Bo Bichette | SS | 03/05/98 | R-R | 6-0 | 185 | League leader in hits (154) with New Hampshire (AA) |
| 3. Danny Jansen | C | 04/15/95 | R-R | 6-2 | 230 | Made MLB debut as the starting catcher for Toronto on 8/13 at Kansas City |
| 4. Nate Pearson | RHP | 08/20/96 | R-R | 6-6 | 245 | Limited to one game due to injury (fractured right forearm) |
| 5. Eric Pardo | RHP | 01/05/01 | R-R | 5-10 | 155 | Posted a 2.88 ERA and 64 strikeouts over 50.0 innings with Bluefield (R) |
| 6. Jordan Groshans | SS/3B | 11/10/99 | R-R | 6-3 | 178 | Led GCL in RBI (39) and ranked fourth in batting (.331) during debut season |
| 7. Kevin Smith | SS/3B | 07/04/96 | R-R | 6-1 | 188 | Hit .355 in 46 games with Lancaster (A) |
| 8. Adam Kloffenstein | RHP | 08/25/00 | R-R | 6-5 | 243 | Third-round pick and high school teammates with prospect Jordan Groshans |
| 9. Sean Reid-Foley | RHP | 08/30/95 | R-R | 6-3 | 220 | Recorded a 2.04 ERA over eight starts with New Hampshire (AA) |
| 10. Cavan Biggio | 2B/OF | 04/11/95 | L-R | 6-2 | 200 | Hit 26 home runs and drove in 99 runs with New Hampshire (AA) |

vs. Buffalo as Orioles Affiliate (Buffalo leads 45-42)

| | |
|------|--------------|
| 2007 | Tied, 4-4 |
| 2008 | Norfolk, 4-3 |
| 2009 | Buffalo, 4-3 |
| 2010 | Buffalo, 6-2 |
| 2011 | Buffalo, 6-2 |
| 2012 | Norfolk, 5-3 |
| 2013 | Tied, 4-4 |
| 2014 | Buffalo, 5-3 |
| 2015 | Norfolk, 5-2 |
| 2016 | Norfolk, 4-2 |
| 2017 | Tied, 3-3 |
| 2018 | Tied, 3-3 |



CHARLOTTE KNIGHTS



324 South Mint Street | Charlotte, NC 28202

Phone: (704) 274-8300

Twitter: @KnightsBaseball | www.charlotteknights.com

Triple-A Affiliate of the Chicago White Sox (Since 1999)

TEAM INFORMATION

Owner Don Beaver
General Manager Rob Egan
PR Contact Tommy Viola (TommyV@charlotteknights.com)
PR Phone Number (704) 274-8203
Radio Broadcasters Matt Swierad, Mike Pacheco
Flagship Station ESPN 730 AM
2018 Record 64-75 (4th, South)
2018 Attendance 619,639 (8,980 per game)
Beat Writer Charlotte Observer
Governors' Cup Titles 2 (1993, 1999)



MARK GRUDZIELANEK

COACHING STAFF

Manager Mark Grudzielanek
Pitching Coach Steve McCatty
Hitting Coach Frank Menechino
Position Coach Guillermo Quiroz
Athletic Trainer Josh Fallin
Strength & Conditioning Coach Shawn Powell

DID YOU KNOW?

The Charlotte Knights were formerly an affiliate of the Orioles. From 1976 to 1987, the team was known as the Charlotte Orioles and featured O's greats Eddie Murray and Cal Ripken, Jr.

SERIES NOTES

Charlotte leads all-time series, 233-230

Longest Tides winning streak 6, 3x, last: (8/14/10 - 9/3/10)
Longest Knights winning streak 8 (April 29, 2008 - June 24, 2008)
Last Tides 4-game sweep in Norfolk August 15 - August 18, 2008
Last Tides 4-game sweep in Charlotte Never
Last Knights 4-game sweep in Norfolk May 9-12, 2016 (5 game sweep)
Last Knights 4-game sweep in Charlotte August 22-25, 2014
Best season series record vs. Charlotte 13-5, 1995
Worst season series record vs. Charlotte 4-14, 1994

CHARLOTTE AWARD WINNERS

Most Valuable Player

Jim Thome (1993)

Most Valuable Pitcher

Jon Garland (2000)
Heath Phillips (2006)
Eric Johnson (2015)

Rookie Of The Year

Billy McMillon (1996)
Aaron Miles (2003)
Josh Fields (2006)

Manager Of The Year

Tom Spencer (1999)



BB&T BALLPARK

CAPACITY: 10,200 | YEAR OPENED: 2014 | DIMENSIONS: LF - 330, CF - 400, RF - 315

CHICAGO WHITE SOX TOP-10 PROSPECTS (MLB.COM)

| PLAYER | POS | DOB | B-T | HGT | WGT | 2018 NOTABLES |
|--------------------------|-------|----------|-----|-----|-----|---|
| 1. Eloy Jimenez | OF | 11/27/96 | R-R | 6-4 | 205 | Hit .355 with 10 home runs in 55 games with Charlotte |
| 2. Michael Kopech | RHP | 04/30/96 | R-R | 6-3 | 205 | Led International League with 170 strikeouts in 126.1 innings |
| 3. Dylan Cease | RHP | 12/28/95 | R-R | 6-2 | 190 | Named MLB Pipeline Pitcher of the Year with Birmingham (AA) |
| 4. Luis Robert | OF | 08/03/97 | R-R | 6-3 | 185 | Combined .317 average in 18 games between Rookie and Class-A |
| 5. Nick Madrigal | 2B | 03/05/97 | R-R | 5-7 | 165 | Batted .303 in 43 games during debut season (R, A & A+) |
| 6. Dane Dunning | RHP | 12/20/94 | R-R | 6-4 | 200 | Posted a 2.71 ERA with 100 strikeouts in 86.1 innings (A+ & AA) |
| 7. Luis Alexander Basabe | SS/3B | 08/26/96 | S-R | 6-0 | 160 | Homered off a 102-mph fastball in the Futures Game |
| 8. Micker Adolfo | OF | 09/11/96 | R-R | 6-3 | 200 | Missed final two months of season after undergoing Tommy John surgery |
| 9. Blake Rutherford | OF | 05/02/97 | L-R | 6-3 | 195 | Hit .293 with 15 stolen bases and nine triples (A+) |
| 10. Luis Gonzalez | OF | 09/10/95 | L-L | 6-1 | 185 | Recorded 40 doubles in first full professional season (A & A+) |

vs. Charlotte as Orioles Affiliate (Norfolk leads, 129-123)

| | |
|------|------------------|
| 2007 | Norfolk, 10-6 |
| 2008 | Charlotte, 12-8 |
| 2009 | Norfolk, 13-9 |
| 2010 | Norfolk, 14-7 |
| 2011 | Charlotte, 13-8 |
| 2012 | Charlotte, 11-10 |
| 2013 | Norfolk, 11-10 |
| 2014 | Charlotte, 11-10 |
| 2015 | Charlotte, 12-10 |
| 2016 | Charlotte, 12-10 |
| 2017 | Tied, 11-11 |
| 2018 | Norfolk, 14-9 |



COLUMBUS CLIPPERS

330 Huntington Park Lane | Columbus, OH 43215

Phone: (614) 462-5250

Twitter: @CLBClippers | www.clippersbaseball.com

Triple-A Affiliate of the Cleveland Indians (Since 2009)



TEAM INFORMATION

President/General ManagerKen Schnacke
PR Contacts Joe Santry (jsantry@clippersbaseball.com)
Anthony Slosser (aslosser@clippersbaseball.com)
PR Phone Number(614) 722-1133
Radio Broadcasters Ryan Mitchell, Scott Leo
Flagship StationWMNI 920 AM
2018 Record73-67 (T-2nd, West)
2018 Attendance587,067 (8,633 per game)
Beat WriterMark Znidar, Columbus Dispatch
Governors' Cup Titles ...10 (1979, 1980, 1981, 1987, 1991, 1992, 1996, 2010, 2011, 2015)



TONY MANSOLINO

COACHING STAFF

ManagerTony Mansolino
Pitching Coach.....Rigo Beltran
Hitting Coach.....Kyle Hudson
Position Coach.....Andy Tracy
Athletic Trainer.....Jeremy Heller
Strength & Conditioning CoachScott Nealon

DID YOU KNOW?

The Columbus Clippers were affiliated with the New York Yankees for 28 years until becoming the top affiliate of the Nationals in 2007. The Clippers partnered with Cleveland in 2009.

SERIES NOTES

Columbus leads all-time series, 319-316

Longest Tides winning streak11 (July 25, 2001 - July 11, 2002)
Longest Clippers winning streak7 (May 27, 1992 - May 5, 1993)
Last Tides 4-game sweep in NorfolkMay 5 - May 7, 2009
Last Tides 4-game sweep in ColumbusNever
Last Clippers 4-game sweep in NorfolkJuly 7 - July 10, 1983
Last Clippers 4-game sweep in ColumbusJuly 30 - August 2, 2011
Best season series record vs. Columbus7-1, 2009
Worst season series record vs. Columbus1-7, 2011

COLUMBUS AWARD WINNERS

Most Valuable Player

George Kopacz (1970)
Bobby Brown (1979)
Marshall Brant (1980)
Tucker Ashford (1982)
Scott Bradley (1984)
Dan Pasqua (1985)
Hensley Muelens (1990)
J.T. Snow (1992)
Fernando Seguinol (2003)

Most Valuable Pitcher


Diomedes Olivo (1961)
Sam Jones (1965)
Dave Roberts (1968)
Rick Anderson (1979)
Bob Kammeyer (1980)
Brad Arnsberg (1987)
Dave Eiland (1990)
Sam Militello (1993)
Ed Yarnall (1999)

Rookie Of The Year

Bob Bailey (1962)
Scott Bradley (1984)
Dan Pasqua (1985)
Orestes Destrade (1986)
J.T. Snow (1992)
Kurt Bierck (1999)
Yandy Diaz (2016)

Manager Of The Year

Joe Altobelli (1980)
Mike Sarbaugh (2011)



HUNTINGTON PARK

CAPACITY: 10,100 | YEAR OPENED: 2009 | DIMENSIONS: LF - 325, CF - 400, RF - 318

CLEVELAND INDIANS TOP-10 PROSPECTS (MLB.COM)

| PLAYER | POS | DOB | B-T | HGT | WGT | 2018 NOTABLES |
|---------------------|-------|----------|-----|------|-----|--|
| 1. Triston McKenzie | RHP | 08/02/97 | R-R | 6-5 | 165 | Posted a 2.68 ERA in 16 starts (AA) |
| 2. Nolan Jones | 3B | 05/07/98 | L-R | 6-4 | 185 | Ranked third in Midwest League with .858 OPS (A) |
| 3. Tyler Freeman | SS/2B | 05/21/99 | R-R | 6-0 | 170 | Led New York-Penn League in six offensive categories (A) |
| 4. Bo Naylor | C | 02/21/00 | L-R | 6-0 | 195 | 29th overall pick in 2018 draft |
| 5. George Valera | OF | 11/13/00 | L-L | 5-10 | 160 | Played just six games before missing remainder of season due to injury |
| 6. Bobby Bradley | 1B | 05/29/96 | L-R | 6-1 | 225 | Hit 27 home runs in 129 games (AA & AAA) |
| 7. Brayan Rocchio | SS | 01/13/01 | S-R | 5-10 | 150 | Combined batting average of .368 in 60 games (DSL & AZL) |
| 8. Luis Oviedo | RHP | 05/15/99 | R-R | 6-4 | 170 | Posted a 1.88 ERA in nine starts with Class-A Mahoning Valley |
| 9. Ethan Hankins | RHP | 05/23/00 | R-R | 6-6 | 200 | Limited to just two games due to shoulder issues |
| 10. Sam Hentges | LHP | 07/18/96 | L-L | 6-6 | 245 | Ranked third in Carolina League with 122 strikeouts (A+) |

vs. Columbus as Orioles Affiliate (Norfolk leads, 53-46)

| | |
|------|---------------|
| 2007 | Norfolk, 9-3 |
| 2008 | Norfolk, 6-2 |
| 2009 | Norfolk, 7-1 |
| 2010 | Columbus, 5-3 |
| 2011 | Columbus, 7-1 |
| 2012 | Columbus, 5-3 |
| 2013 | Norfolk, 5-3 |
| 2014 | Norfolk, 5-3 |
| 2015 | Norfolk, 5-4 |
| 2016 | Tied, 3-3 |
| 2017 | Columbus, 6-4 |
| 2018 | Columbus, 4-2 |



DURHAM BULLS

409 Blackwell Street | Durham, NC 27701

Phone: (919) 687-6500

Twitter: @DurhamBulls | www.durhambulls.com

Triple-A Affiliate of the Tampa Bay Rays (Since 1998)



TEAM INFORMATION

President Jim Goodmon
Vice President Mike Birling
PR Contact Matt Sutor (MSutor@durhambulls.com)
PR Phone Number (919) 687-6574
Radio Broadcasters Patrick Kinas
Flagship Station 96.5 FM and 99.3 FM
2018 Record 79-60 (1st, South)
2018 Attendance 536,304 (7,661 per game)
Beat Writers Bob Sutton, Burlington Times-News; Steve Wiseman, Durham Herald-Sun
Governors' Cup Titles 6 (2002, 2003, 2009, 2013, 2017, 2018)

SERIES NOTES

Durham leads all-time series, 235-174

Longest Tides winning streak 8 (April 24, 2005 - June 9, 2005)
Longest Bulls winning streak 8, 2x, last: May 3, 2007 - July 25, 2007
Last Tides 4-game sweep in Norfolk September 2 - September 4, 2006
Last Tides 4-game sweep in Durham July 6 - July 9, 2008
Last Bulls 4-game sweep in Norfolk June 28 - July 1, 2018
Last Bulls 4-game sweep in Durham August 22-26, 2012 (5-game series)
Best season series record vs. Durham 11-5, 2005
Worst season series record vs. Durham 4-12, 2x, last: 2002



BRADY WILLIAMS

COACHING STAFF

Manager.....Brady Williams
Pitching Coach.....Richard Knapp
Hitting Coach.....Dan DeMent
Position Coach.....Quinton McCracken
Athletic Trainer.....Scott Thurston
Strength & Conditioning Coach.....Bryan King

DID YOU KNOW?

Brady Williams is the son of former Major League manager Jimmy Williams, who was named American League Manager of the Year with Boston in 1999. Jimmy also played 62 games for the Tides in 1971.

DURHAM AWARD WINNERS

Most Valuable Player

Steve Cox (1999)
Toby Hall (2001)
Kevin Witt (2006)
Dan Johnson (2010)
Russ Canzler (2011)

Most Valuable Pitcher

Jeremy Hellickson (2010)
J.D. Martin (2013)

Rookie Of The Year

Aubrey Huff (2000)
Carl Crawford (2002)

Manager Of The Year

Charlie Montoyo (2010, 2013)



DURHAM BULLS ATHLETIC PARK

CAPACITY: 10,000 | YEAR OPENED: 1995 | DIMENSIONS: LF - 303, CF - 395, RF - 329

TAMPA BAY RAYS TOP-10 PROSPECTS (MLB.COM)

| PLAYER | POS | DOB | B-T | HGT | WGT | 2018 NOTABLES |
|-----------------------|--------|----------|-----|------|-----|--|
| 1. Wander Franco | SS | 03/01/01 | S-R | 5-10 | 189 | Hit .351 in 61 games during debut season (R) |
| 2. Brent Honeywell | RHP | 03/31/95 | R-R | 6-2 | 195 | Missed season after undergoing Tommy John surgery in February |
| 3. Brendan McKay | LHP/DH | 12/18/95 | L-L | 6-2 | 212 | Posted a combined 2.42 ERA (R, A & A+) |
| 4. Jesus Sanchez | OF | 10/07/97 | L-R | 6-3 | 230 | Hit .301 with 10 home runs in 90 games with Class-A Charlotte |
| 5. Matthew Liberatore | LHP | 11/06/99 | L-L | 6-5 | 200 | Compiled a 0.98 ERA in eight starts with the GCL Rays |
| 6. Ronaldo Hernandez | C | 11/11/97 | R-R | 6-1 | 185 | Ranked second in Midwest League with 21 home runs (A) |
| 7. Vidal Brujan | 2B | 02/09/98 | S-R | 5-9 | 155 | Stole the fifth-most bases in the Midwest League (43) |
| 8. Nate Lowe | 1B | 07/07/95 | L-R | 6-4 | 245 | Hit .356 in 51 games at Class-A and .340 in 51 games at Double-A |
| 9. Brandon Lowe | 2B/OF | 07/06/94 | L-R | 5-10 | 185 | Made MLB debut on 8/5 with Tampa Bay vs Chicago (AL) |
| 10. Shane Baz | RHP | 06/17/99 | R-R | 6-3 | 190 | Acquired by Tampa Bay from Pittsburgh via trade |

vs. Durham as Orioles Affiliate (Durham leads, 151-114)

| | |
|------|---------------------|
| 2007 |Durham, 10-6 |
| 2008 |Durham, 12-10 |
| 2009 |Durham, 14-6 |
| 2010 |Durham, 16-6 |
| 2011 |Durham, 12-10 |
| 2012 |Durham, 12-10 |
| 2013 |Tied, 11-11 |
| 2014 |Durham, 14-8 |
| 2015 |Norfolk, 13-9 |
| 2016 |Norfolk, 17-11 |
| 2017 |Durham, 14-11 |
| 2018 |Durham, 16-6 |



GWINNETT STRIPERS

2500 Buford Drive | Lawrenceville, GA 30043

Phone: (678) 277-0300


Twitter: @GoStripers | www.gostripers.com

Triple-A Affiliate of the Atlanta Braves (Since 2009)



TEAM INFORMATION

| | |
|-----------------------|--|
| Owner | Liberty Media Corporation |
| General Manager | Adam English |
| PR Contact | Dave Lezotte (Dave.Lezotte@braves.com) |
| PR Phone Number | (678) 277-0320 |
| Radio Broadcaster | Tony Schiavone |
| Flagship Station | 97.7 FM The Other Side of the River |
| 2018 Record | 70-69 (2nd, South) |
| 2018 Attendance | 195,955 (3,062 per game) |
| Beat Writers | Gwinnett Daily Post |
| Governors' Cup Titles | 0 |



DAMON BERRYHILL

COACHING STAFF

| | |
|-------------------------------|------------------|
| Manager | Damon Berryhill |
| Pitching Coach | Mike Maroth |
| Hitting Coach | Bobby Magallanes |
| Position Coach | Einar Diaz |
| Athletic Trainer | Nick Jensen |
| Strength & Conditioning Coach | Paul Howey |

DID YOU KNOW?

Damon Berryhill hit a game-winning three-run home run off of Jack Morris in Game 1 of the 1992 World Series, leading the Atlanta Braves to a 3-1 win over the Toronto Blue Jays.

SERIES NOTES

Gwinnett leads all-time series, 119-99

| | |
|---|----------------------------------|
| Longest Tides winning streak | 7, August 15 - September 1, 2012 |
| Longest Braves winning streak | 8, April 13 - July 16, 2011 |
| Last Tides 4-game sweep in Norfolk | June 25 - June 27, 2018 |
| Last Tides 4-game sweep in Gwinnett | Never |
| Last Braves 4-game sweep in Norfolk | April 19 - April 22, 2011 |
| Last Braves 4-game sweep in Gwinnett | April 14 - April 17, 2016 |
| Best season series record vs. Gwinnett | 14-7, 2013 |
| Worst season series record vs. Gwinnett | 6-17, 2016 |

GWINNETT AWARD WINNERS

Most Valuable Player

None

Most Valuable Pitcher

Julio Teheran (2011)

Rookie Of The Year

Freddie Freeman (2010)

Julio Teheran (2011)

Ernesto Mejia (2012)

Manager Of The Year

None



COOLRAY FIELD

CAPACITY: 10,427 | YEAR OPENED: 2009 | DIMENSIONS: LF - 335, CF - 400, RF - 335

ATLANTA BRAVES TOP-10 PROSPECTS (MLB.COM)

| PLAYER | POS | DOB | B-T | HGT | WGT | 2018 NOTABLES |
|----------------------|-----|----------|-----|-----|-----|---|
| 1. Mike Soroka | RHP | 08/04/97 | R-R | 6-5 | 225 | Made first MLB start with Atlanta on 5/1 at New York (NL) |
| 2. Kyle Wright | RHP | 10/02/95 | R-R | 6-4 | 200 | Made MLB debut with Atlanta on 9/4 vs Boston |
| 3. Ian Anderson | RHP | 05/02/98 | R-R | 6-3 | 170 | Combined 2.49 ERA in 24 starts (A+ & AA) |
| 4. Cristian Pache | OF | 11/19/98 | R-R | 6-2 | 185 | Reached Double-A as a 19-year-old |
| 5. Austin Riley | 3B | 04/02/97 | R-R | 6-3 | 220 | Hit .333 in 27 games with Double-A Mississippi |
| 6. Touki Toussaint | RHP | 06/20/96 | R-R | 6-3 | 185 | Combined 2.38 ERA in 24 starts (AA & AAA) |
| 7. Bryse Wilson | RHP | 12/20/97 | R-R | 6-1 | 225 | Posted a 0.34 ERA in five starts with Class-A Florida |
| 8. Drew Waters | OF | 12/30/98 | S-R | 6-2 | 183 | Combined .293 batting average in 114 games (A & A+) |
| 9. William Contreras | C | 12/24/97 | R-R | 6-0 | 180 | Hit .293 with 11 home runs in 82 games with Class-A Rome |
| 10. Luiz Gohara | LHP | 07/31/96 | L-L | 6-3 | 265 | Struck out 59 batters combined in 58.0 innings (AA & AAA) |

vs. Gwinnett as Orioles Affiliate (Gwinnett leads, 119-99)

| | |
|------|-----------------|
| 2009 | Gwinnett, 11-10 |
| 2010 | Gwinnett, 11-10 |
| 2011 | Gwinnett, 14-7 |
| 2012 | Norfolk, 11-10 |
| 2013 | Norfolk, 14-7 |
| 2014 | Gwinnett, 11-10 |
| 2015 | Gwinnett, 12-10 |
| 2016 | Gwinnett, 17-6 |
| 2017 | Gwinnett, 13-10 |
| 2018 | Gwinnett, 13-11 |



LEHIGH VALLEY IRONPIGS

1050 IronPigs Way | Allentown, PA 18109

Phone: (610) 841-7447

Twitter: @IronPigs | www.ironpigsbaseball.com

Triple-A Affiliate of the Philadelphia Phillies (Since 2008)



TEAM INFORMATION

| | |
|-----------------------|------------------------------|
| President/GM. | Kurt Landes |
| PR Contact | Mike Ventola |
| PR Phone Number | (610) 841-1217 |
| Radio Broadcasters | Pat McCarthy, Mike Ventola |
| Flagship Station | Fox Sports Radio 1230 & 1320 |
| 2018 Record | .84-56 (1st, North) |
| 2018 Attendance | 561,745 (8,511 per game) |
| Beat Writers | Tom Housenick (Morning-Call) |
| Governors' Cup Titles | 0 |

SERIES NOTES

Lehigh Valley leads all-time series 45-37

| | |
|--|----------------------------|
| Longest Tides winning streak | 4, June 22 - July 23, 2010 |
| Longest IronPigs winning streak | 5, May 17 - May 26, 2013 |
| Last Tides 4-game sweep in Norfolk | Never |
| Last Tides 4-game sweep in Lehigh Valley | Never |
| Last IronPigs 4-game sweep in Norfolk | Never |
| Last IronPigs 4-game sweep in Lehigh Valley | May 23 - May 26, 2013 |
| Best season series record vs. Lehigh Valley | 4-2, 2x, last: 2018 |
| Worst season series record vs. Lehigh Valley | 2-6, 2014 |



GARY JONES

COACHING STAFF

| | |
|-------------------------------|-----------------|
| Manager | Gary Jones |
| Pitching Coach | Steve Schrenk |
| Hitting Coach | Darryl Robinson |
| Position Coach | Greg Legg |
| Athletic Trainer | Mickey Kozack |
| Strength & Conditioning Coach | Mike Lidge |

DID YOU KNOW?

The Lehigh Valley IronPigs swept the International League postseason awards in 2018. The last team to do that was the 1995 Norfolk Tides with Butch Huskey, Jason Isringhausen and Toby Harrah.

LEHIGH VALLEY AWARD WINNERS

Most Valuable Players

Rhys Hoskins (2017)
Joey Meneses (2018)

Rookie Of The Year

Rhys Hoskins (2017)
Joey Meneses (2018)

Most Valuable Pitchers

Tyler Cloyd (2012)
Jake Thompson (2016)
Cole Irvin (2018)

Manager Of The Year

Gary Jones (2018)



COCA-COLA PARK FIELD

CAPACITY: 10,427 | YEAR OPENED: 2009 | DIMENSIONS: LF - 335, CF - 400, RF - 335

PHILADELPHIA PHILLIES TOP-10 PROSPECTS (MLB.COM)

| PLAYER | POS | DOB | B-T | HGT | WGT | 2018 NOTABLES |
|------------------------|-----|----------|-----|------|-----|---|
| 1. Alec Bohm | 3B | 08/03/96 | R-R | 6-5 | 225 | Limited to 40 games due to injury |
| 2. Adonis Medina | RHP | 12/18/96 | R-R | 6-1 | 185 | Third-most strikeouts in the Florida State League with 123 (A+) |
| 3. Adam Haseley | OF | 04/12/96 | L-L | 6-1 | 195 | Combined batting average of .305 (A+ & AA) |
| 4. Luis Garcia | SS | 10/01/00 | S-R | 5-11 | 170 | Led Gulf Coast League in batting (.369) |
| 5. Spencer Howard | RHP | 07/28/96 | R-R | 6-3 | 205 | Tied for most strikeouts in the South Atlantic League with 147 (A) |
| 6. Enyel De Los Santos | RHP | 12/25/95 | R-R | 6-3 | 170 | Recorded a 2.63 ERA, the second-best mark in the International League |
| 7. JoJo Romero | LHP | 09/09/96 | L-L | 6-0 | 190 | Tallied 100 strikeouts in 106.1 innings (AA) |
| 8. Francisco Morales | RHP | 10/27/99 | R-R | 6-4 | 185 | Struck out 68 batters in 56.1 innings (A) |
| 9. Mickey Moniak | OF | 05/13/98 | L-R | 6-2 | 185 | Hit .286 in the second half of the season (A) |
| 10. Ranger Suarez | LHP | 08/26/95 | L-L | 6-1 | 180 | Combined ERA of 2.75 in 21 starts (AA & AAA) |

vs. Lehigh Valley as Orioles Affiliate (Lehigh Valley leads, 45-37)

| | |
|------|--------------------|
| 2008 | Lehigh Valley, 5-3 |
| 2009 | Lehigh Valley, 5-3 |
| 2010 | Norfolk, 5-3 |
| 2011 | Lehigh Valley, 5-3 |
| 2012 | Tied, 4-4 |
| 2013 | Lehigh Valley, 5-3 |
| 2014 | Lehigh Valley, 6-2 |
| 2015 | Norfolk 4-3 |
| 2016 | Lehigh Valley, 5-2 |
| 2017 | Norfolk, 4-2 |
| 2018 | Norfolk, 4-2 |



LOUISVILLE BATS

401 East Main Street | Louisville, KY 40202

Phone: (502) 212-2287

Twitter: @LouisvilleBats | www.batsbaseball.com

Triple-A Affiliate of the Cincinnati Reds (Since 2000)



TEAM INFORMATION

President Gary Ulmer
General Manager Greg Gaiette
PR Contact Alex Mayer (amayer@batsbaseball.com)
PR Phone Number (502) 614-4544
Radio Broadcaster Nick Curran
Flagship Station 790 WKRD-AM
2018 Record 61-76 (4th, West)
2018 Attendance 466,026 (6,658 per game)
Beat Writer Justin Sayers, Louisville Courier-Journal, (502) 662-2002
Governors' Cup Titles 1 (2001)

SERIES NOTES

Louisville leads all-time series, 156-148

Longest Tides winning streak 8 (June 19, 1971 - July 17, 1971)
Longest Bats winning streak 8 (June 17, 2002 - July 29, 2002)
Last Tides 4-game sweep in Norfolk May 3 - May 6, 2018
Last Tides 4-game sweep in Louisville Never
Last Bats 4-game sweep in Norfolk June 14 - June 16, 2013
Last Bats 4-game sweep in Louisville August 5 - August 8, 2010
Best season series record vs. Louisville 7-3, 2018
Worst season series record vs. Louisville 1-5, 2016



JODY DAVIS

COACHING STAFF

Manager Jody Davis
Pitching Coach Jeff Fassero
Hitting Coach Leon Durham
Position Coach Dick Schofield
Athletic Trainer Steve Gober
Strength & Conditioning Coach Matt Hall

DID YOU KNOW?

Jody Davis was a two-time All-Star with the Chicago Cubs, earning the honor in 1984 and 1986. He also received MVP votes during a 1983 campaign that saw him hit .271 with 24 home runs and 84 RBI.

LOUISVILLE AWARD WINNERS

Most Valuable Player

Luis Alvarado (1969)
Dwight Evans (1972)
Raul Gonzalez (2002)

Rookie Of The Year

Luis Alvarado (1969)
Joey Votto (2007)

Most Valuable Pitcher

Justin Lehr (2009)

Manager Of The Year

Rick Sweet (2008)
Rick Sweet (2009)



LOUISVILLE SLUGGER FIELD

CAPACITY: 13,131 | YEAR OPENED: 2000 | DIMENSIONS: LF - 325, CF - 405, RF - 340

CINCINNATI REDS TOP-10 PROSPECTS (MLB.COM)

| PLAYER | POS | DOB | B-T | HGT | WGT | 2018 NOTABLES |
|-----------------------|----------|----------|-----|-----|-----|---|
| 1. Nick Senzel | 3B/2B/OF | 06/29/95 | R-R | 6-1 | 205 | Hit .310 in 44 games, missing remainder of season due to injury (AAA) |
| 2. Taylor Trammell | OF | 09/13/97 | L-L | 6-2 | 215 | Won MVP honors at All-Star Futures Game |
| 3. Hunter Greene | RHP | 08/06/99 | R-R | 6-4 | 215 | Started 18 games before suffering elbow injury in late July |
| 4. Jonathan India | 3B | 12/15/96 | R-R | 6-1 | 200 | 5th overall pick in the 2018 draft |
| 5. Tony Santillan | RHP | 04/15/97 | R-R | 6-3 | 240 | Named Organization MiLB Pitcher of the Year |
| 6. Tyler Stephenson | C | 08/16/96 | R-R | 6-4 | 225 | Hit 11 home runs and 20 doubles in 109 games (A+) |
| 7. Mike Siani | OF | 07/16/99 | L-L | 6-1 | 180 | Drafted 109th overall in the 2018 draft |
| 8. Vladimir Gutierrez | RHP | 09/18/95 | R-R | 6-0 | 190 | Ranked third in the Southern League in strikeouts with 145 (AA) |
| 9. Jose Israel Garcia | SS/2B | 04/05/98 | R-R | 6-2 | 175 | Hit five of six home runs on the season in the second half |
| 10. Jose Siri | OF | 07/22/95 | R-R | 6-2 | 175 | Hit 12 home runs in 66 games with Double-A Pensacola |

vs. Louisville as Orioles Affiliate (Louisville leads, 54-49)

| | |
|------|-----------------------|
| 2007 | Louisville, 7-5 |
| 2008 | Louisville, 5-3 |
| 2009 | Norfolk, 5-3 |
| 2010 | Louisville, 6-2 |
| 2011 | Norfolk, 5-3 |
| 2012 | Norfolk, 5-3 |
| 2013 | Louisville, 5-3 |
| 2014 | Louisville, 6-2 |
| 2015 | Tied, 5-5 |
| 2016 | Louisville, 5-1 |
| 2017 | Norfolk, 6-3 |
| 2018 | Norfolk, 7-3 |



PAWTUCKET RED SOX

Ben Mondor Drive | Pawtucket, RI 02861

Phone: (401) 724-7300


Twitter: @PawSox | www.pawsox.com

Triple-A Affiliate of the Boston Red Sox (Since 1973)



TEAM INFORMATION

President Dr. Charles Steinberg
Vice President/General Manager. Dan Rea
PR Contact Bill Wanless (PR@pawsox.com)
PR Phone Number (401) 724-7300 Ext. 105
Radio Broadcasters Josh Maurer, Mike Monaco
Flagship Station 920 WHJJ AM
2018 Record 66-73 (3rd, North)
2018 Attendance 394,811 (5,982 per game)
Beat Writer Brendan McGair, Pawtucket Times
Governors' Cup Titles 4 (1973, 1984, 2012, 2014)



BILLY MCMILLON

COACHING STAFF

Manager..... Billy McMillon
Pitching Coach..... Kevin Walker
Hitting Coach..... Rich Gedman
Position Coach..... Bruce Crabbe
Athletic Trainer..... David Herrera
Strength & Conditioning Coach Chris Messina

DID YOU KNOW?

Billy McMillon was a three-time IL All-Star, having played for Charlotte, Toledo, Scranton/WB and Columbus. In 2019, he'll be inducted into the International League Hall of Fame.

SERIES NOTES

Norfolk leads all-time series, 327-280

Longest Tides winning streak 12 (June 4, 1985 - August 6, 1985)
Longest Red Sox winning streak 6, 3x, last: May 24, 2005 - May 27, 2006
Last Tides 4-game sweep in Norfolk July 20 - July 23, 2015
Last Tides 4-game sweep in Pawtucket July 20 - July 23, 2017
Last Red Sox 4-game sweep in Norfolk July 20 - July 22, 1988
Last Red Sox 4-game sweep in Pawtucket May 10 - May 12, 2008
Best season series record vs. Pawtucket 7-1, 2002
Worst season series record vs. Pawtucket 1-7, 2005

PAWTUCKET AWARD WINNERS

Most Valuable Player

Jim Rice (1974)
Ted Cox (1977)
Gary Allenson (1978)
Pat Dodson (1986)
Jeff Bailey (2008)
Mauro Gomez (2012)
Most Valuable Pitcher
Dick Pole (1973)
Bob Ojeda (1981)
Aaron Sele (1993)
Brian Rose (1997)
Bronson Arroyo (2003)
Charlie Zink (2008)
Anthony Ranaudo (2014)

Rookie Of The Year

Jim Rice (1974)
Phil Plantier (1990)
Brian Rose (1997)

Manager Of The Year

Joe Morgan (1973)
Joe Morgan (1977)
Tony Torchia (1984)
Ed Nottle (1987)
Butch Hobson (1991)
Buddy Bailey (1996)
Ken Macha (1998)
Buddy Bailey (2003)



MCCOY STADIUM

CAPACITY: 10,031 | YEAR OPENED: 1942 | DIMENSIONS: LF - 325, CF - 400, RF - 325

BOSTON RED SOX TOP-10 PROSPECTS (MLB.COM)

| PLAYER | POS | DOB | B-T | HGT | WGT | 2018 NOTABLES |
|------------------------|-------|----------|-----|------|-----|---|
| 1. Michael Chavis | 3B/1B | 08/11/95 | R-R | 5-10 | 216 | Hit .298 combined with nine home runs in 46 games (A, AA & AAA) |
| 2. Triston Casas | 1B/3B | 01/15/00 | L-R | 6-4 | 238 | Limited to just two games due to injury |
| 3. Bobby Dalbec | 3B | 06/29/95 | R-R | 6-4 | 225 | Ranked second in MiLB in extra-base hits (70) and RBI (109) |
| 4. Darwinzon Hernandez | LHP | 12/17/96 | L-L | 6-2 | 245 | Combined 3.53 ERA and 134 strikeouts in 28 games (A+ & AA) |
| 5. Jay Groome | LHP | 08/23/98 | L-L | 6-6 | 220 | Missed entire season due to injury |
| 6. Tanner Houck | RHP | 06/29/96 | R-R | 6-5 | 210 | Logged a 2.86 ERA in the second half of the season (A+) |
| 7. Antoni Flores | SS | 10/14/00 | R-R | 6-1 | 190 | Hit .347 in 13 games in the Dominican Summer League |
| 8. Bryan Mata | RHP | 05/03/99 | R-R | 6-3 | 160 | Posted a 3.50 ERA in 17 starts (A+) |
| 9. C.J. Chatham | SS | 12/22/94 | R-R | 6-4 | 185 | Hit .314 combined in 114 games (A & A+) |
| 10. Jarren Duran | OF | 09/05/96 | L-R | 6-2 | 200 | Combined batting average of .357 in 67 games (A) |

vs. Pawtucket as Orioles Affiliate (Norfolk leads, 48-42)

| | | |
|------|-------|----------------|
| 2007 | | Tied, 4-4 |
| 2008 | | Pawtucket, 6-2 |
| 2009 | | Norfolk, 5-3 |
| 2010 | | Tied, 4-4 |
| 2011 | | Norfolk, 4-3 |
| 2012 | | Tied, 4-4 |
| 2013 | | Norfolk, 6-2 |
| 2014 | | Tied, 4-4 |
| 2015 | | Norfolk, 6-1 |
| 2016 | | Pawtucket, 5-2 |
| 2017 | | Norfolk, 5-2 |
| 2018 | | Pawtucket, 4-2 |



ROCHESTER RED WINGS

1 Morrie Silver Way | Rochester, NY 14608

Phone: (585) 454-1001

Twitter: @RocRedWings | www.redwingsbaseball.com

Triple-A Affiliate of the Minnesota Twins (Since 2003)



TEAM INFORMATION

President, CEO, COO Naomi Silver
General Manager Dan Mason
PR Contact Nate Rowan (NRowan@redwingsbaseball.com)
PR Phone Number (585) 454-1001 Ext. 3006
Radio Broadcasters Josh Whetzel
Flagship Stations WHTK 1280 AM
2018 Record 64-76 (T-4th, North)
2018 Attendance 437,974 (6,537 per game)
Governors' Cup Titles 10 ('39, '52, '55, '56, '64, '71, '74, '88, '90, '97)

SERIES NOTES

Rochester leads all-time series, 354-326

Longest Tides winning streak 8 (August 3, 1969 - May 2, 1970)
Longest Red Wings winning streak 10 (June 16, 1976 - August 6, 1976)
Last Tides 4-game sweep in Norfolk August 24 - August 26, 1969
Last Tides 4-game sweep in Rochester July 19 - July 22, 2018 (5 games)
Last Red Wings 4-game sweep in Norfolk August 22 - August 25, 1987
Last Red Wings 4-game sweep in Rochester July 14 - 17, 2016
Best season series record vs. Rochester 7-1, 2001
Worst season series record vs. Rochester 1-6, 2016



JOEL SKINNER

COACHING STAFF

Manager Joel Skinner
Pitching Coach Stu Cliburn
Hitting Coach Javier Valentin
Bullpen Coach Mike McCarthy
Athletic Trainer Chris Johnson
Strength & Conditioning Coach Jacob Dean

DID YOU KNOW?

Rochester served as the top affiliate of the Baltimore Orioles from 1961-2002. From 2003-2006 the Orioles were affiliated with Ottawa, and in 2007 Baltimore aligned with Norfolk.

ROCHESTER AWARD WINNERS

Most Valuable Player

Specs Toporcer (1929)
Specs Toporcer (1930)
Dominick Ryba (1940)
Red Schoendienst (1943)
Tom Poholsky (1950)
Mike Epstein (1966)
Merv Rettenmund (1968)
Roger Freed (1970)
Bobby Grich (1971)
Jim Fuller (1973)
Rich Dauer (1976)
Craig Worthington (1988)
Jeff Manto (1994)
Chris Colabello (2013)

Most Valuable Pitcher

Tony Jacobs (1954)
Dave Leonhard (1967)
Roric Harrison (1971)
Dennis Martinez (1976)
Mike Parrott (1977)
Mike Mussina (1991)
Kevin Slowey (2007)
Manager Of The Year
Joe Altobelli (1971)
Joe Altobelli (1976)
John Hart (1986)
Johnny Oates (1988)
Greg Biagini (1990)
Marv Foley (1997)

Rookie Of The Year

Ray Jablonski (1952)
Jack Brandt (1955)
Charles James (1959)
Mike Epstein (1966)
Curt Motton (1967)
Merv Rettenmund (1968)
Roger Freed (1970)
Al Bumbry (1972)
Rich Dauer (1976)
Bob Bonner (1980)
Cal Ripken Jr. (1981)
Steve Finley (1988)
Luis Mercedes (1991)
Jason Kubel (2003)
Francisco Liriano (2005)
Randy Ruiz (2008)
Chris Colabello (2013)



FRONTIER FIELD

CAPACITY: 10,840 | YEAR OPENED: 1997 | DIMENSIONS: LF - 335, CF - 402, RF - 325

MINNESOTA TWINS TOP-10 PROSPECTS (MLB.COM)

| PLAYER | POS | DOB | B-T | HGT | WGT | 2018 NOTABLES |
|---------------------|-------|----------|-----|-----|-----|---|
| 1. Royce Lewis | SS | 02/26/97 | R-R | 6-2 | 188 | Hit .315 in 75 games with Class-A Cedar Rapids |
| 2. Alex Kirilloff | OF | 11/01/94 | L-L | 6-2 | 195 | Combined batting average of .348 in 130 games (A & A+) |
| 3. Brusdar Graterol | 3B | 01/08/98 | R-R | 6-1 | 180 | Recorded 107 strikeouts in 19 starts (A & A+) |
| 4. Wander Javier | SS | 11/23/95 | R-R | 6-1 | 165 | Missed entire season due to injury |
| 5. Trevor Larnach | OF | 03/21/99 | L-R | 6-4 | 210 | Hit .303 combined in 42 games (R & A) |
| 6. Brent Rooker | 1B/OF | 10/24/95 | R-R | 6-3 | 215 | Hit 22 home runs in 130 games (AA) |
| 7. Jhoan Duran | RHP | 07/08/94 | R-R | 6-5 | 175 | Combined 3.75 ERA in 21 starts (A) |
| 8. Lewis Thorpe | LHP | 08/16/98 | R-L | 6-1 | 160 | Tallied 131 strikeouts in 108.0 innings with Double-A Chattanooga |
| 9. Blayne Enlow | RHP | 10/03/99 | R-R | 6-3 | 170 | Had a 3.26 ERA in 17 starts (A) |
| 10. Nick Gordon | SS/2B | 06/29/98 | L-R | 6-0 | 160 | Recorded a combined 37 extra-base hits (AA & AAA) |

vs. Rochester as Orioles Affiliate (Rochester leads, 50-40)

| | |
|------|----------------------|
| 2007 | Tied, 4-4 |
| 2008 | Norfolk, 5-3 |
| 2009 | Rochester, 5-3 |
| 2010 | Tied, 4-4 |
| 2011 | Norfolk, 5-3 |
| 2012 | Rochester, 6-2 |
| 2013 | Rochester, 6-2 |
| 2014 | Tied, 4-4 |
| 2015 | Rochester, 4-3 |
| 2016 | Rochester, 6-1 |
| 2017 | Rochester, 4-3 |
| 2018 | Norfolk, 6-1 |

SCRANTON/WB RAILRIDERS



235 Montage Mountain Rd. | Moosic, PA 18507

Phone: (570) 969-2255

Twitter: @swbrailriders | www.swbrailriders.com

Triple-A Affiliate of the New York Yankees (Since 2007)



TEAM INFORMATION

President/COO Josh Olerud
Assistant GM Katie Beekman
PR Contact Adam Marco (amarco@swbrailriders.com)
PR Phone Number (570) 558-4637
Radio Broadcaster Adam Marco, Adam Giardino
Flagship Station WYCK 1340 AM, WICK 1400 AM, WCDL 1440 AM
2018 Record 73-65 (2nd, North | Wild Card winner)
2018 Attendance 386,819 (6,140 per game)
Beat Writers Conor Foley (Scranton Times-Tribune), DJ Eberle (Wilkes-Barre Times Leader)
Governors' Cup Titles 2 (2008, 2016)



JAY BELL

COACHING STAFF

Manager Jay Bell
Pitching Coach Tommy Phelps
Hitting Coach Phil Plantier
Defensive Coach Julio Borbon
Bullpen Coach Doug Davis
Athletic Trainer Darren London

DID YOU KNOW?

In Game 7 of the 2001 World Series, Jay Bell scored the game-winning run for the Diamondbacks in a 4-3 win over the Yankees. Bell scored on a single by Luis Gonzalez off of Hall of Famer Mariano Rivera.

SERIES NOTES

Scranton/Wilkes-Barre leads all-time series, 151-136

Longest Tides winning streak 5, 3x, last: July 8, 2004 - April 8, 2005
Longest SWB winning streak 9 (June 10, 2003 - June 27, 2004)
Last Tides 4-game sweep in Norfolk May 6 - May 8, 1994
Last Tides 4-game sweep in Scranton/W-B July 8 - July 11, 2004
Last SWB 4-game sweep in Norfolk June 24 - June 27, 2004
Last SWB 4-game sweep in Scranton/W-B August 2 - August 4, 2000
Best season series record vs. Scranton/W-B 9-5, 1996
Worst season series record vs. Scranton/W-B 3-15, 1992

SCRANTON/WILKES-BARRE AWARD WINNERS

Most Valuable Player

Shane Victorino (2005)
Shelley Duncan (2009)
Ben Gamel (2016)

Rookie Of The Year

Marlon Anderson (1998)
Brandon Duckworth (2001)
Austin Jackson (2009)
Ben Gamel (2015)

Most Valuable Pitcher

Brandon Duckworth (2001)
Joe Roa (2002)

Manager Of The Year

Lee Elia (1992)
Marc Bombard (2002)
John Russell (2006)
Dave Miley (2007)
Dave Miley (2012)
Al Pedrique (2016)
Al Pedrique (2017)



PNC FIELD

CAPACITY: 10,000 | YEAR OPENED: 2013 | DIMENSIONS: LF - 330, CF - 408, RF - 330

NEW YORK YANKEES TOP-10 PROSPECTS (MLB.COM)

| PLAYER | POS | DOB | B-T | HGT | WGT | 2018 NOTABLES |
|----------------------|-----|----------|-----|------|-----|---|
| 1. Estevan Florial | OF | 11/25/97 | L-R | 6-1 | 185 | Hit .548 in nine games in the Gulf Coast League (R) |
| 2. Jonathan Loaisiga | RHP | 11/02/94 | R-R | 5-11 | 165 | Posted a 1.35 ERA in four starts with Class-A Tampa |
| 3. Albert Abreu | RHP | 09/26/95 | R-R | 6-2 | 175 | Struck out 65 batters in 62.2 innings with Class-A Tampa |
| 4. Deivi Garcia | RHP | 05/19/99 | R-R | 5-10 | 163 | Combined 2.55 ERA in 14 starts (A, A+ & AA) |
| 5. Clarke Schmidt | RHP | 02/20/96 | R-R | 6-1 | 200 | Combined 3.09 ERA in eight appearances (R & A) |
| 6. Anthony Seigler | C | 06/20/99 | S-S | 6-0 | 200 | Hit .333 in 12 games in the Gulf Coast League (R) |
| 7. Everson Pereira | OF | 04/10/01 | R-R | 6-0 | 191 | Made professional debut at age 17 with Pulaski (R) |
| 8. Trevor Stephan | RHP | 11/25/95 | R-R | 6-5 | 225 | Recorded a 1.98 ERA in seven starts with Class-A Tampa |
| 9. Antonio Cabello | OF | 11/01/00 | R-R | 5-10 | 160 | Hit .308 in 46 games between the DSL and GCL |
| 10. Roansy Contreras | RHP | 11/07/99 | R-R | 6-0 | 175 | Combined 2.42 ERA in 12 starts between two Class-A levels |

vs. SWB as Orioles Affiliate (Scranton/W-B leads, 45-44)

| | | |
|------|-------|-------------------|
| 2007 | | Tied, 4-4 |
| 2008 | | Norfolk, 5-3 |
| 2009 | | Scranton/W-B, 5-2 |
| 2010 | | Scranton/W-B, 5-3 |
| 2011 | | Norfolk, 5-3 |
| 2012 | | Tied, 4-4 |
| 2013 | | Tied, 4-4 |
| 2014 | | Norfolk, 5-3 |
| 2015 | | Norfolk, 4-2 |
| 2016 | | Scranton/W-B, 4-2 |
| 2017 | | Scranton/W-B, 4-3 |
| 2018 | | Scranton/W-B, 4-3 |



SYRACUSE METS

One Tex Simone Drive | Syracuse, NY 13208

Phone: (315) 474-7833

Twitter: @SyracuseMets | www.syracusemets.com
Triple-A Affiliate of the New York Mets (Since 2019)



TEAM INFORMATION

General Manager..... Jason Smorol
PR Contact..... Eric Gallanty (egallanty@syracusechiefs.com)
PR Phone Number..... (315) 474-7833
Radio Broadcasters..... Eric Gallanty and Michael Tricarico
Flagship Station..... The Score 1260, WSKO-AM
2018 Record..... 64-76 (T-4th, North)
2018 Attendance..... 277,332 (4,202 per game)
Beat Writer..... Lindsay Kramer, Syracuse Post-Standard
Governors' Cup Titles..... 8 (1935, 1942, 1943, 1947, 1954, 1969, 1970, 1976)
Team Twitter..... @SyracuseChiefs



TONY DEFRANCESCO

COACHING STAFF

Manager..... Tony DeFrancesco
Pitching Coach..... Glenn Abbott
Coach..... Jeremy Accardo
Coach..... Joel Chimelis
Coach..... Benny Distefano
Athletic Trainer..... Grant Hufford
Strength & Conditioning Coach..... Josh Fields

DID YOU KNOW?

Tidewater/Norfolk was the top affiliate of the Mets from 1969-2006. Since then, the Mets have been affiliated with New Orleans (2008-09), Buffalo (2009-12), Las Vegas (2013-18) and Syracuse (2019).

SERIES NOTES

Norfolk leads all-time series, 367-312

Longest Tides winning streak..... 8, 2x, last: May 1, 1991 - July 19, 1991
Longest Syracuse winning streak..... 11 (August 8, 1973 - June 10, 1974)
Last Tides 4-game sweep in Norfolk..... May 25 - May 28, (2015)
Last Tides 4-game sweep in Syracuse..... May 12 - May 15, 2009
Last Syracuse 4-game sweep in Norfolk..... August 19 - August 22, 1986
Last Syracuse 4-game sweep in Syracuse..... May 17 - May 20, 2011
Best season series record vs. Syracuse..... 6-1, 2015
Worst season series record vs. Syracuse..... 1-7, 2011

SYRACUSE AWARD WINNERS

Most Valuable Player

Red Barrett (1942)
Hank Sauer (1947)
Mickey Klutts (1976)
Derek Bell (1991)
Chad Mottola (2000)
Steven Souza Jr. (2014)

Most Valuable Pitcher

Ron Klimkowski (1969)
Bob Gardner (1970)
Scott McGregor (1974)
Tom Henke (1985)
Alex Sanchez (1989)
Shannon Withem (1998)

Rookie Of The Year

Jim Owens (1954)
Jim Northrup (1964)
Rusty Torres (1971)
Otto Velez (1973)
Francisco Cabrera (1989)
Shawn Green (1994)
Steven Souza Jr. (2014)

Manager Of The Year

Frank Verdi (1970)
Vern Benson (1979)
Doug Ault (1985)
Bob Bailor (1989)
Billy Gardner, Jr. (2014)



NBT BANK STADIUM

CAPACITY: 11,071 | YEAR OPENED: 1997 | DIMENSIONS: LF - 328, CF - 400, RF - 330

NEW YORK METS TOP-10 PROSPECTS (MLB.COM)

| PLAYER | POS | DOB | B-T | HGT | WGT | 2018 NOTABLES |
|----------------------------|-----|----------|-----|------|-----|---|
| 1. Pete Alonso | 1B | 12/07/94 | R-R | 6-3 | 245 | Led all of Minor League Baseball with 36 home runs (AA & AAA) |
| 2. Andres Gimenez | SS | 09/04/98 | L-R | 5-11 | 161 | Earned promotion to Double-A at age 19 |
| 3. Ronny Mauricio | SS | 04/04/01 | S-R | 6-3 | 166 | Hit 19 extra-base hits in 49 games in the Gulf Coast League (R) |
| 4. Mark Vientos | 3B | 12/11/99 | R-R | 6-4 | 185 | Ranked fourth in the Appalachian League (R) in home runs (11) |
| 5. Shervyen Newton | SS | 04/24/99 | S-R | 6-4 | 180 | Hit .280 in 56 games with Kingsport (R) |
| 6. David Peterson | LHP | 09/03/95 | L-L | 6-6 | 240 | Combined 3.16 ERA in 22 starts (A & A+) |
| 7. Simeon Woods-Richardson | RHP | 09/27/00 | R-R | 6-3 | 210 | Had five scoreless outings in the GCL to start pro career at age 17 |
| 8. Anthony Kay | LHP | 03/21/95 | L-L | 6-0 | 218 | Recorded 123 strikeouts in 23 starts (A & A+) |
| 9. Thomas Szapucki | LHP | 06/12/96 | R-L | 6-2 | 181 | Missed entire season after undergoing Tommy John surgery |
| 10. Franklyn Kilome | RHP | 06/25/95 | R-R | 6-6 | 175 | Underwent Tommy John surgery in October and will miss all of 2019 |

vs. Syracuse as Orioles Affiliate (Syracuse leads, 47-45)

| | |
|------|--------------------|
| 2007 |Syracuse, 6-2 |
| 2008 |Syracuse, 5-3 |
| 2009 |Norfolk, 6-2 |
| 2010 |Tied, 4-4 |
| 2011 |Syracuse, 7-1 |
| 2012 |Norfolk, 6-2 |
| 2013 |Norfolk, 6-2 |
| 2014 |Syracuse, 6-2 |
| 2015 |Norfolk, 6-1 |
| 2016 |Syracuse, 5-3 |
| 2017 |Syracuse, 4-2 |
| 2018 |Norfolk, 4-3 |



TOLEDO MUD HENS

406 Washington Street | Toledo, OH 43604

Phone: (419) 725-4367

Twitter: @MudHens | www.mudhens.com

Triple-A Affiliate of the Detroit Tigers (Since 1987)



TEAM INFORMATION

Chairman..... Mike Miller
President/General Manager..... Erik Ibsen
PR Contact..... Rob Wiercinski (rwiercinski@mudhens.com)
PR Phone Number..... (419) 720-4400
Radio/Television Broadcasters..... Jim Weber, Matt Melzak
Flagship Station..... Fox Sports Radio 1230 AM
2018 Record..... 73-66 (1st, West)
2018 Attendance..... 507,965 (7,362 per game)
Beat Writer..... Toledo Blade
Governors' Cup Titles..... 3 (1967, 2005, 2006)



DOUG MIENTKIEWICZ

COACHING STAFF

Manager..... Doug Mientkiewicz
Pitching Coach..... Juan Nieves
Hitting Coach..... Mike Hessman
Position Coach..... Basilio Cabrera
Athletic Trainer..... Chris McDonald
Strength & Conditioning Coach..... Jeff Mathers

DID YOU KNOW?

Mud Hens coach Mike Hessman holds the Minor League Baseball record for career home runs. He hit his 433rd home run - a grand slam - to set the record on August 3, 2015.

SERIES NOTES

Norfolk leads all-time series, 419-343

Longest Tides winning streak..... 11 (May 24, 1986 - July 18, 1986)
Longest Mud Hens winning streak..... 10 (May 2, 1976 - July 11, 1976)
Last Tides 4-game sweep in Norfolk..... July 21- July 24, 2014
Last Tides 4-game sweep in Toledo..... June 22 - June 25, 2012
Last Mud Hens 4-game sweep in Norfolk..... July 18 - July 21, 2011
Last Mud Hens 4-game sweep in Toledo..... April 9 - April 12, 2002
Best season series record vs. Toledo..... 7-1, 2x. last: 2013
Worst season series record vs. Toledo..... 1-7, 2011

TOLEDO AWARD WINNERS

Most Valuable Player

Joe Lis (1976)
Tim Teufel (1983)
Phil Hiatt (1996)
Mike Hessman (2007)

Most Valuable Pitcher

Brad Havens (1984)
Steve Searcy (1988)

Rookie Of The Year

None

Manager Of The Year

Jack Tighe (1967)
Jack Tighe (1968)
Larry Parrish (2005)



FIFTH THIRD FIELD

CAPACITY: 8,943 | YEAR OPENED: 2002 | DIMENSIONS: LF - 320, CF - 406, RF - 315

DETROIT TIGERS TOP-10 PROSPECTS (MLB.COM)

| PLAYER | POS | DOB | B-T | HGT | WGT | 2018 NOTABLES |
|---------------------|----------|----------|-----|------|-----|--|
| 1. Casey Mize | RHP | 05/01/97 | R-R | 6-3 | 220 | No. 1 overall pick in the draft, combined 3.95 ERA in five starts (R & A+) |
| 2. Matt Manning | RHP | 01/28/98 | L-R | 6-6 | 190 | Combined 3.29 ERA and led Tigers farmhands in strikeouts (154) |
| 3. Franklin Perez | RHP | 12/06/97 | S-R | 6-3 | 197 | Limited to just 19.1 innings due to injury |
| 4. Isaac Paredes | SS/2B/3B | 02/18/99 | R-R | 5-11 | 225 | Hit .321 in 39 games with Double-A Erie |
| 5. Daz Cameron | OF | 01/15/97 | S-R | 6-2 | 195 | Son of former MLB outfielder, Mike Cameron |
| 6. Beau Burrows | RHP | 09/18/96 | L-L | 6-2 | 200 | Named Eastern League Midseason All-Star (AA) |
| 7. Willi Castro | SS | 04/24/97 | R-R | 6-1 | 165 | Hit .324 in 26 games with Double-A Erie |
| 8. Christin Stewart | OF | 12/10/93 | L-L | 6-0 | 205 | Made MLB debut with Detroit on 9/9 vs St. Louis |
| 9. Parker Meadows | OF | 11/02/99 | R-L | 6-5 | 185 | Selected with the 44th overall pick in the draft |
| 10. Alex Faedo | RHP | 11/12/95 | R-R | 6-5 | 230 | Recorded a 3.10 ERA in 12 games with Class-A Lakeland |

vs. Toledo as Orioles Affiliate (Norfolk leads, 57-46)

| | |
|------|-------------------|
| 2007 |Toledo, 7-5 |
| 2008 |Toledo, 5-3 |
| 2009 |Tied, 4-4 |
| 2010 |Norfolk, 5-3 |
| 2011 |Toledo, 7-1 |
| 2012 |Norfolk, 7-1 |
| 2013 |Norfolk, 7-1 |
| 2014 |Norfolk, 6-2 |
| 2015 |Toledo, 5-4 |
| 2016 |Norfolk, 6-4 |
| 2017 |Tied, 3-3 |
| 2018 |Norfolk, 6-4 |



CEDRIC MULLINS



SEASON IN REVIEW

2018 International League Final Standings

| South | W | L | PCT. | GB | North | W | L | PCT. | GB |
|--------------|----|----|------|-------|---------------|----|----|------|-------|
| Durham | 79 | 60 | .568 | -- | Lehigh Valley | 84 | 56 | .600 | -- |
| Gwinnett | 70 | 69 | .504 | -9.0 | *Scranton/WB | 73 | 65 | .529 | -10.0 |
| Norfolk | 69 | 71 | .493 | -10.5 | Pawtucket | 66 | 73 | .475 | -17.5 |
| Charlotte | 64 | 75 | .460 | -15.0 | Rochester | 64 | 76 | .457 | -20.0 |
| | | | | | Syracuse | 64 | 76 | .457 | -20.0 |
| | | | | | Buffalo | 61 | 77 | .442 | -22.0 |
| West | W | L | PCT. | GB | | | | | |
| Toledo | 73 | 66 | .525 | -- | | | | | |
| Columbus | 73 | 67 | .521 | -0.5 | | | | | |
| Indianapolis | 73 | 67 | .521 | -0.5 | | | | | |
| Louisville | 61 | 76 | .445 | -11.0 | | | | | |

2018 Governors' Cup Championship

Semifinals (Best of Five)

South/West

Toledo 10, Durham 3
Durham 6, Toledo 5
Durham 4, Toledo 2
Durham 3, Toledo 2

(Durham wins series, 3-1)

North/Wild Card

Scranton/WB 3, Lehigh Valley 0
Scranton/WB 3, Lehigh Valley 0
Lehigh Valley 3, Scranton/WB 2
Scranton/WB 7, Lehigh Valley 2

(Scranton/WB wins series, 3-1)

Governors' Cup Final

Championship (Best of Five)

Scranton/WB 3, Durham 2
Durham 5, Scranton/WB 2
Durham 3, Scranton/WB 0
Scranton/WB 5, Durham 2
Durham 6, Scranton/WB 2
(Durham wins series, 3-2)

Triple-A National Championship

(One-game championship played in Columbus between PCL and IL winners)
Memphis 14, Durham 4

2018 IL AWARD WINNERS

| | | |
|------------------------------|--------------|---------------|
| MOST VALUABLE PLAYER | Joey Meneses | Lehigh Valley |
| MOST VALUABLE PITCHER | Cole Irvin | Lehigh Valley |
| ROOKIE-OF-THE-YEAR | Joey Meneses | Lehigh Valley |
| MANAGER-OF-THE-YEAR | Gary Jones | Lehigh Valley |

2018 IL POSTSEASON ALL-STAR TEAM

| | | |
|--------------------------|------------------|---------------|
| CATCHER | Danny Jansen | Buffalo |
| FIRST BASE | Joey Meneses | Lehigh Valley |
| SECOND BASE | Kevin Kramer | Indianapolis |
| THIRD BASE | Kevin Newman | Indianapolis |
| SHORTSTOP | Mitch Walding | Lehigh Valley |
| OUTFIELDER | Brandon Barnes | Columbus |
| OUTFIELDER | Rusney Castillo | Pawtucket |
| OUTFIELDER | Christin Stewart | Toledo |
| UTILITY PLAYER | Kean Wong | Durham |
| DESIGNATED HITTER | Kennys Vargas | Rochester |
| STARTING PITCHER | Cole Irvin | Lehigh Valley |
| RELIEF PITCHER | Pedro Beato | Lehigh Valley |

2018 INTERNATIONAL LEAGUE ATTENDANCE

| | Openings | Openings Lost | Total | Average |
|------------------------|-----------|---------------|----------------|--------------|
| Charlotte Knights | 69 | 1 | 619,639 | 8,980 |
| Indianapolis Indians | 70 | 0 | 619,122 | 8,845 |
| Columbus Clippers | 68 | 2 | 587,067 | 8,633 |
| Lehigh Valley IronPigs | 66 | 4 | 561,745 | 8,511 |
| Buffalo Bisons | 64 | 6 | 527,988 | 8,250 |
| Durham Bulls | 70 | 0 | 536,304 | 7,661 |
| Toledo Mud Hens | 69 | 1 | 507,965 | 7,362 |
| Louisville Bats | 70 | 0 | 466,026 | 6,658 |
| Rochester Red Wings | 67 | 3 | 437,974 | 6,537 |
| Scranton/WB RailRiders | 63 | 7 | 386,819 | 6,140 |
| Pawtucket Red Sox | 66 | 4 | 394,811 | 5,982 |
| Norfolk Tides | 64 | 6 | 341,369 | 5,334 |
| Syracuse Chiefs | 66 | 4 | 277,332 | 4,202 |
| Gwinnett Strippers | 64 | 6 | 195,955 | 3,062 |

2018 International League Team Statistics

| TEAM BATTING | | | | | | | | | | | | | | | | |
|----------------|-------------|------------|-------------|------------|------------|-------------|------------|-----------|------------|------------|------------|-------------|-----------|-----------|-------------|--|
| TEAM | AVG. | G | AB | R | RA | H | 2B | 3B | HR | RBI | BB | SO | SB | CS | OBP | |
| Indianapolis | .271 | 140 | 4624 | 625 | 586 | 1251 | 310 | 30 | 104 | 594 | 416 | 1044 | 111 | 46 | .335 | |
| Louisville | .260 | 137 | 4602 | 576 | 627 | 1195 | 256 | 36 | 113 | 537 | 390 | 1157 | 73 | 49 | .321 | |
| Durham | .259 | 139 | 4663 | 653 | 545 | 1209 | 269 | 27 | 141 | 613 | 398 | 1243 | 83 | 32 | .322 | |
| Scranton/WB | .256 | 138 | 4558 | 578 | 540 | 1168 | 219 | 36 | 132 | 546 | 408 | 1050 | 49 | 30 | .322 | |
| Syracuse | .256 | 140 | 4639 | 565 | 573 | 1187 | 251 | 19 | 79 | 523 | 448 | 1005 | 84 | 40 | .325 | |
| Gwinnett | .254 | 139 | 4593 | 584 | 565 | 1165 | 246 | 24 | 101 | 551 | 388 | 1152 | 60 | 21 | .315 | |
| Toledo | .253 | 139 | 4671 | 577 | 595 | 1180 | 237 | 31 | 113 | 545 | 413 | 1075 | 66 | 36 | .318 | |
| Norfolk | .252 | 140 | 4618 | 601 | 610 | 1162 | 240 | 24 | 103 | 563 | 433 | 1095 | 61 | 19 | .320 | |
| Pawtucket | .249 | 139 | 4644 | 535 | 544 | 1158 | 224 | 10 | 101 | 499 | 440 | 1138 | 64 | 34 | .318 | |
| Buffalo | .249 | 138 | 4489 | 573 | 590 | 1119 | 217 | 28 | 105 | 533 | 435 | 1091 | 124 | 59 | .321 | |
| Columbus | .249 | 140 | 4609 | 602 | 652 | 1147 | 278 | 19 | 118 | 566 | 470 | 1290 | 91 | 41 | .325 | |
| Charlotte | .248 | 139 | 4621 | 533 | 611 | 1145 | 271 | 22 | 103 | 490 | 432 | 1204 | 80 | 44 | .316 | |
| Lehigh Valley | .245 | 140 | 4562 | 620 | 555 | 1119 | 230 | 21 | 145 | 590 | 489 | 1213 | 60 | 22 | .323 | |
| Rochester | .227 | 140 | 4491 | 485 | 514 | 1021 | 193 | 24 | 97 | 454 | 433 | 1061 | 78 | 26 | .304 | |

| TEAM PITCHING | | | | | | | | | | | | | | | | |
|----------------|--------------|-------------|------------|----------|-----------|-----------|---------------|-------------|-------------|------------|------------|------------|------------|-------------|-----------|--|
| TEAM | W-L | ERA | G | CG | SHO | SV | IP | H | AB | R | ER | HR | BB | SO | WP | |
| Rochester | 64-76 | 3.39 | 140 | 2 | 11 | 38 | 1215.2 | 1103 | 4556 | 514 | 458 | 99 | 439 | 1151 | 64 | |
| Pawtucket | 66-73 | 3.43 | 139 | 1 | 9 | 39 | 1220.2 | 1127 | 4649 | 544 | 465 | 117 | 413 | 1221 | 50 | |
| Durham | 79-60 | 3.54 | 139 | 0 | 7 | 41 | 1209.2 | 1111 | 4592 | 545 | 476 | 127 | 380 | 1267 | 64 | |
| Lehigh Valley | 84-56 | 3.63 | 140 | 3 | 13 | 46 | 1221 | 1112 | 4589 | 555 | 492 | 114 | 422 | 1072 | 69 | |
| Scranton/WB | 73-65 | 3.71 | 138 | 6 | 7 | 29 | 1188.1 | 1056 | 4475 | 540 | 490 | 112 | 436 | 1179 | 43 | |
| Syracuse | 64-76 | 3.77 | 140 | 3 | 8 | 31 | 1218.1 | 1149 | 4604 | 573 | 510 | 96 | 424 | 1161 | 45 | |
| Gwinnett | 70-69 | 3.78 | 139 | 3 | 14 | 30 | 1195.2 | 1109 | 4489 | 565 | 502 | 89 | 467 | 1174 | 98 | |
| Indianapolis | 73-67 | 3.88 | 140 | 3 | 15 | 33 | 1205.2 | 1225 | 4616 | 586 | 520 | 88 | 482 | 1093 | 40 | |
| Buffalo | 61-77 | 3.94 | 138 | 4 | 5 | 31 | 1176.2 | 1169 | 4536 | 590 | 515 | 121 | 410 | 953 | 37 | |
| Norfolk | 69-71 | 4.05 | 140 | 2 | 10 | 31 | 1205.1 | 1218 | 4683 | 610 | 542 | 109 | 444 | 1109 | 74 | |
| Toledo | 73-66 | 4.05 | 139 | 0 | 12 | 48 | 1221.0 | 1210 | 4657 | 595 | 550 | 105 | 402 | 1132 | 29 | |
| Charlotte | 64-75 | 4.11 | 139 | 1 | 9 | 34 | 1216.1 | 1173 | 4621 | 611 | 556 | 113 | 478 | 1146 | 97 | |
| Louisville | 61-76 | 4.19 | 137 | 1 | 6 | 32 | 1197.1 | 1192 | 4593 | 627 | 558 | 132 | 435 | 1080 | 58 | |
| Columbus | 73-67 | 4.34 | 140 | 3 | 11 | 37 | 1220.2 | 1272 | 4724 | 652 | 588 | 133 | 361 | 1080 | 58 | |

| TEAM FIELDING | | | | | | | | |
|----------------|-------------|------------|-------------|-------------|-----------|-------------|------------|-----------|
| TEAM | PCT. | G | PO | A | E | TC | DP | PB |
| Lehigh Valley | .985 | 140 | 3663 | 1346 | 77 | 5086 | 120 | 10 |
| Toledo | .985 | 139 | 3663 | 1250 | 76 | 4989 | 132 | 19 |
| Syracuse | .984 | 140 | 3655 | 1333 | 81 | 5069 | 121 | 12 |
| Indianapolis | .984 | 140 | 3617 | 1366 | 81 | 5064 | 147 | 9 |
| Charlotte | .983 | 139 | 3649 | 1350 | 87 | 5086 | 131 | 12 |
| Columbus | .983 | 140 | 3662 | 1311 | 88 | 5061 | 131 | 16 |
| Rochester | .982 | 140 | 3647 | 1213 | 88 | 4948 | 120 | 10 |
| Norfolk | .982 | 140 | 3616 | 1143 | 88 | 4847 | 100 | 18 |
| Gwinnett | .981 | 139 | 3587 | 1280 | 94 | 4961 | 130 | 14 |
| Scranton/WB | .981 | 138 | 3565 | 1156 | 92 | 4813 | 88 | 13 |
| Louisville | .981 | 137 | 3592 | 1210 | 94 | 4896 | 113 | 10 |
| Durham | .978 | 139 | 3629 | 1206 | 107 | 4942 | 107 | 13 |
| Pawtucket | .978 | 139 | 3662 | 1104 | 107 | 4873 | 110 | 16 |
| Buffalo | .977 | 138 | 3530 | 1252 | 112 | 4894 | 120 | 14 |



The Durham Bulls celebrate their 2018 Governors' Cup championship.

2018 International League Leaders

BATTING

| Batting Average | | | Games | | | At-Bats | | | Home Runs | | | RBI | | |
|--------------------|-----|------|---------------------|-----|------|---------------------|-----|-------|-------------------|-----|---------|-------------------|-----|-----|
| Castillo, Rusney | PAW | .319 | Barnes, Brandon | COL | 132 | Lugo, Dawel | TOL | 509 | Meneses, Joey | LHV | 23 | Meneses, Joey | LHV | 82 |
| Meneses, Joey | LHV | .311 | Ruiz, Rio | GWN | 130 | Barnes, Brandon | COL | 498 | Stewart, Christin | TOL | 23 | Barnes, Brandon | COL | 81 |
| Kramer, Kevin | IND | .311 | Meneses, Joey | LHV | 130 | Ruiz, Rio | GWN | 498 | Cozens, Dylan | LHV | 21 | Stewart, Christin | TOL | 77 |
| Newman, Kevin | IND | .302 | Vargas, Kennys | ROC | 130 | Marmolejos, Jose | SYR | 493 | Vargas, Kennys | ROC | 21 | Franco, Carlos | GWN | 76 |
| McBroom, Ryan | SWB | .295 | Marmolejos | SYR | 130 | Meneses, Joey | LHV | 492 | Haase, Eric | COL | 20 | Vargas, Kennys | ROC | 73 |
| Diaz, Yandy | COL | .293 | | | | | | | | | | | | |
| Guerrero, Gabriel | LOU | .292 | | | | | | | | | | | | |
| Reyes, Pablo | IND | .289 | Stolen Bases | | | Hits | | | Doubles | | | Triples | | |
| Elmore, Jake | CHA | .289 | Velazquez, Andrew | DUR | 29 | Meneses, Joey | LHV | 153 | Barnes, Brandon | COL | 39 | McKinney, Billy | BUF | 7 |
| Wong, Kean | DUR | .282 | Newman, Kevin | IND | 28 | Castillo, Rusney | PAW | 151 | Kramer, Kevin | IND | 35 | Mike Yastrzemski | NOR | 6 |
| | | | Fields, Roemon | BUF | 25 | Kramer, Kevin | IND | 148 | Castillo, Rusney | PAW | 31 | Avelino, Abiatal | SWB | 6 |
| | | | Barnes, Brandon | COL | 19 | Lugo, Dawel | TOL | 137 | Reynolds, Matt | SYR | 31 | Mahtook, Mikie | TOL | 6 |
| | | | Lopes, Tim | BUF | 18 | Barnes, Brandon | COL | 136 | Newman, Kevin | IND | 30 | VanMeter, Josh | LOU | 6 |
| | | | | | | | | | | | | Velazquez, Andrew | DUR | 6 |
| On-Base Percentage | | | Slugging Percentage | | | Extra-Base Hits | | | Runs Scored | | | Total Bases | | |
| Diaz, Yandy | COL | .409 | Meneses, Joey | LHV | .510 | Barnes, Brandon | COL | 55 | Barnes, Brandon | COL | 75 | Meneses, Joey | LHV | 251 |
| Elmore, Jake | CHA | .397 | Kramer, Kevin | IND | .492 | Kramer, Kevin | IND | 53 | Meneses, Joey | LHV | 75 | Kramer, Kevin | IND | 234 |
| Walding, Mitch | LHV | .390 | Stewart, Christin | TOL | .480 | Meneses, Joey | LHV | 51 | Newman, Kevin | IND | 74 | Barnes, Brandon | COL | 221 |
| Anna, Dean | LHV | .367 | Guerrero, Gabriel | LOU | .475 | Haase, Eric | COL | 47 | Anna, Dean | LHV | 73 | Stewart, Christin | TOL | 213 |
| Kramer, Kevin | IND | .365 | Walding, Mitch | LHV | .474 | Stewart, Christin | TOL | 47 | Kramer, Kevin | IND | 73 | Castillo, Rusney | PAW | 197 |
| | | | | | | | | | | | | Vargas, Kennys | ROC | 197 |
| Strikeouts | | | Walks | | | Lowest TPA/SO Ratio | | | Best HR/AB Ratio | | | | | |
| Franco, Carlos | GWN | 153 | Walding, Mitch | LHV | 73 | Falu, Irving | SYR | 13.13 | Stewart, Christin | TOL | 1/19.30 | | | |
| Barnes, Brandon | COL | 152 | Diaz, Yandy | COL | 70 | Newman, Kevin | IND | 9.54 | Walding, Mitch | LHV | 1/20.42 | | | |
| Walding, Mitch | LHV | 148 | Stewart, Christin | TOL | 67 | Anna, Dean | LHV | 9.48 | Rosales, Adam | COL | 1/21.11 | | | |
| Snyder, Brandon | DUR | 146 | Skole, Matt | CHA | 61 | Lugo, Dawel | TOL | 7.92 | Meneses, Joey | LHV | 1/21.39 | | | |
| Leonard, Patrick | CHA | 145 | Vargas, Kennys | ROC | 58 | Elmore, Jake | CHA | 6.79 | Snyder, Brandon | DUR | 1/21.50 | | | |



Josh Rogers posted a 3.54 ERA in 24 starts between Scranton/Wilkes-Barre and Norfolk in 2018, ranking him 9th in the International League.

PITCHING

| ERA | | | Wins | | | Saves | | | Games | | | Games Started | | |
|--------------------------------|-----|-------|---------------------------------|-----|-------|----------------------------------|-----|-------|-----------------------------------|-----|------|-----------------------------|-----|------|
| Irvin, Cole | LHV | 2.57 | Irvin, Cole | LHV | 14 | Beato, Pedro | LHV | 35 | Beato, Pedro | LHV | 63 | Wilk, Adam | COL | 27 |
| De Los Santos, Enyel | LHV | 2.63 | Eppler, Tyler | IND | 13 | Quackenbush, Kevin | LOU | 25 | Scahill, Rob | CHA | 52 | Eshelman, Tom | LHV | 26 |
| Allard, Kolby | GWN | 2.72 | Stephenson, Robert | LOU | 11 | Shafer, Justin | BUF | 15 | Herget, Jimmy | LOU | 50 | Lopez, Jose | LOU | 26 |
| Weber, Ryan | DUR | 2.73 | Cuevas, William | PAW | 10 | Gibaut, Ian | DUR | 14 | Windle, Tom | LHV | 50 | Eppler, Tyler | IND | 25 |
| Valdez, Phillips | SYR | 2.75 | De Los Santos, Enyel | LHV | 10 | Brasier, Ryan | PAW | 13 | Smith, Chris | SYR | 49 | Irvin, Cole | LHV | 25 |
| Stephenson, Robert | LOU | 2.87 | | | | | | | | | | Shepherd, Chandler | PAW | 25 |
| Brubaker, J.T. | IND | 3.10 | | | | | | | | | | | | |
| Cuevas, William | PAW | 3.39 | Strikeouts | | | Innings Pitched | | | Walks | | | Home Runs Allowed | | |
| Rogers, Josh | NOR | 3.54 | Kopech, Michael | CHA | 170 | Wilk, Adam | COL | 164.2 | Kopech, Michael | CHA | 60 | Wojciechowski, Asher | CHA | 26 |
| Eppler, Tyler | IND | 3.59 | Stephenson, Robert | LOU | 135 | Irvin, Cole | LHV | 161.1 | Adams, Chance | SWB | 58 | Wilk, Adam | COL | 23 |
| | | | Irvin, Cole | LHV | 131 | Eppler, Tyler | IND | 153.0 | Wilk, Adam | COL | 58 | Snow, Forrest | DUR | 22 |
| | | | Wojciechowski, Asher | CHA | 126 | Lopez, Jose | LOU | 141.0 | Stephenson, Robert | LOU | 57 | Eshelman, Tom | LHV | 21 |
| | | | Cuevas, William | PAW | 121 | Eshelman, Tom | LHV | 140.1 | Gonsalves, Stephen | ROC | 55 | Lopez, Jose | LOU | 19 |
| WHIP | | | Losses | | | Holds | | | Average Against (Starters) | | | Average Against (Relievers) | | |
| Irvin, Cole | LHV | 1.05 | Eshelman, Tom | LHV | 13 | Scahill, Rob | CHA | 13 | Stephenson, Robert | LOU | .184 | Gibaut, Ian | DUR | .181 |
| De Los Santos, Enyel | LHV | 1.16 | Lopez, Jose | LOU | 13 | Edgin, Josh | SYR | 11 | Kopech, Michael | CHA | .219 | Anderson, Nick | ROC | .199 |
| Stephenson, Robert | LOU | 1.16 | Finnegan, Brandon | LOU | 10 | Anderson, Tanner | IND | 10 | De Los Santos, Enyel | LHV | .226 | Taylor, Ben | COL | .204 |
| Cuevas, William | PAW | 1.17 | McRae, Alex | IND | 10 | Bummer, Aaron | CHA | 10 | Valdez, Phillips | SYR | .228 | Espinal, Raynel | SWB | .210 |
| Allard, Kolby | GWN | 1.21 | Shepherd, Chandler | PAW | 10 | Herget, Jimmy | LOU | 10 | Irvin, Cole | LHV | .232 | Voelker, Paul | TOL | .213 |
| | | | | | | Milner, Hoby | DUR | 10 | | | | | | |
| Strikeouts per 9 IP (Starters) | | | Strikeouts per 9 IP (Relievers) | | | Fewest Walks per 9 IP (Starters) | | | Fewest Walks per 9 IP (Relievers) | | | | | |
| Kopech, Michael | CHA | 12.11 | Anderson, Nick | ROC | 13.02 | Irvin, Cole | LHV | 1.87 | Taylor, Ben | COL | 1.26 | | | |
| Stephenson, Robert | LOU | 10.75 | Espinal, Raynel | SWB | 12.30 | Nicolino, Justin | LOU | 2.08 | Anderson, Tanner | IND | 2.20 | | | |
| Haley, Justin | PAW | 8.47 | Gibaut, Ian | DUR | 12.05 | Eppler, Tyler | IND | 2.20 | Beato, Pedro | LHV | 2.25 | | | |
| Voth, Austin | SYR | 8.38 | Taylor, Ben | COL | 10.99 | Rogers, Josh | NOR | 2.26 | Anderson, Nick | ROC | 2.41 | | | |
| Cuevas, William | PAW | 8.05 | Coshow, Cale | SWB | 10.54 | Eshelman, Tom | LHV | 2.34 | Duffey, Tyler | ROC | 2.75 | | | |

| 2018 NORFOLK TIDES INDIVIDUAL STATISTICS | | | | | | | | | | | | | | | |
|--|-------|-------|------|-----|------|-----|----|--------|------|-----|------|-----|-----|------|--|
| BATTER | AVG. | G | AB | R | H | 2B | 3B | HR | RBI | BB | SO | SB | CS | OBP | |
| Álvarez, Pedro | .285 | 43 | 165 | 21 | 47 | 6 | 0 | 8 | 32 | 11 | 42 | 0 | 0 | .331 | |
| Araiza, Armando | .139 | 13 | 36 | 1 | 5 | 2 | 0 | 1 | 4 | 3 | 18 | 0 | 0 | .200 | |
| Beckham, Tim | .133 | 4 | 15 | 1 | 2 | 1 | 0 | 0 | 0 | 1 | 5 | 0 | 0 | .188 | |
| Brugman, Jaycob | .248 | 66 | 218 | 32 | 54 | 8 | 3 | 5 | 25 | 23 | 59 | 6 | 1 | .321 | |
| Dosch, Drew | .276 | 103 | 355 | 44 | 98 | 24 | 1 | 7 | 40 | 33 | 112 | 1 | 1 | .340 | |
| Feliz, Anderson | .244 | 12 | 45 | 5 | 11 | 0 | 1 | 0 | 4 | 3 | 19 | 0 | 0 | .292 | |
| Joseph, Caleb | .273 | 24 | 88 | 10 | 24 | 2 | 0 | 2 | 14 | 8 | 19 | 0 | 0 | .340 | |
| Levy, Stuart | .167 | 3 | 6 | 1 | 1 | 0 | 0 | 1 | 1 | 1 | 2 | 0 | 0 | .286 | |
| Marin, Adrian | .216 | 76 | 255 | 29 | 55 | 9 | 0 | 0 | 16 | 14 | 47 | 6 | 0 | .260 | |
| Mullins, Cedric | .269 | 60 | 242 | 41 | 65 | 17 | 3 | 6 | 19 | 22 | 39 | 12 | 0 | .333 | |
| Myers, D'Arby | .174 | 11 | 23 | 3 | 4 | 1 | 1 | 0 | 3 | 1 | 4 | 1 | 0 | .240 | |
| Nunez, Renato | .289 | 56 | 201 | 25 | 58 | 14 | 1 | 5 | 25 | 23 | 49 | 1 | 0 | .361 | |
| Perez, Audry | .467 | 5 | 15 | 4 | 7 | 0 | 0 | 3 | 6 | 1 | 0 | 0 | 0 | .529 | |
| Presley, Alex | .275 | 26 | 109 | 19 | 30 | 5 | 1 | 1 | 8 | 11 | 27 | 0 | 0 | .347 | |
| Rickard, Joey | .275 | 44 | 153 | 25 | 42 | 13 | 1 | 2 | 27 | 26 | 28 | 3 | 0 | .384 | |
| Rosa, Garabez | .277 | 127 | 481 | 63 | 133 | 22 | 0 | 11 | 56 | 12 | 121 | 2 | 1 | .297 | |
| Santander, Anthony | .182 | 11 | 44 | 3 | 8 | 3 | 0 | 2 | 7 | 2 | 9 | 0 | 0 | .213 | |
| Sardinas, Luis | .264 | 63 | 231 | 25 | 61 | 15 | 0 | 4 | 21 | 10 | 41 | 2 | 3 | .298 | |
| Saunders, Michael | .161 | 25 | 87 | 11 | 14 | 3 | 1 | 1 | 14 | 16 | 23 | 2 | 0 | .291 | |
| Schoop, Jonathan | .125 | 2 | 8 | 0 | 1 | 0 | 0 | 0 | 0 | 0 | 5 | 0 | 0 | .125 | |
| Schoop, Sharlon | .209 | 27 | 86 | 9 | 18 | 5 | 0 | 1 | 16 | 7 | 22 | 0 | 2 | .281 | |
| Sisco, Chance | .242 | 38 | 128 | 22 | 31 | 5 | 0 | 3 | 12 | 16 | 36 | 0 | 0 | .344 | |
| Stewart, DJ | .235 | 116 | 421 | 59 | 99 | 24 | 2 | 12 | 55 | 54 | 103 | 11 | 4 | .329 | |
| Susac, Andrew | .256 | 42 | 125 | 15 | 32 | 7 | 0 | 6 | 26 | 31 | 42 | 0 | 0 | .405 | |
| Tejada, Ruben | .230 | 101 | 352 | 34 | 81 | 18 | 0 | 2 | 34 | 24 | 69 | 5 | 0 | .291 | |
| Trumbo, Mark | .286 | 3 | 14 | 2 | 4 | 1 | 0 | 0 | 3 | 0 | 3 | 0 | 0 | .286 | |
| Valera, Breyvic | .229 | 38 | 140 | 14 | 32 | 6 | 2 | 3 | 14 | 16 | 14 | 3 | 2 | .310 | |
| Vielma, Engelb | .184 | 12 | 38 | 3 | 7 | 2 | 1 | 0 | 3 | 4 | 9 | 0 | 0 | .256 | |
| Wilkerson, Steve | .270 | 20 | 74 | 13 | 20 | 5 | 0 | 4 | 13 | 5 | 15 | 0 | 1 | .329 | |
| Wynns, Austin | .230 | 41 | 139 | 19 | 32 | 4 | 0 | 4 | 16 | 11 | 38 | 0 | 0 | .288 | |
| Yastrzemski, Mike | .265 | 94 | 324 | 48 | 86 | 18 | 6 | 9 | 49 | 44 | 75 | 6 | 4 | .359 | |
| Team Total | .252 | 140 | 4618 | 601 | 1162 | 240 | 24 | 103 | 563 | 433 | 1095 | 61 | 19 | .320 | |
| PITCHER | W-L | ERA | G | GS | CG | SHO | SV | IP | H | R | ER | HR | BB | SO | |
| Aquino, Jayson | 1-2 | 4.26 | 4 | 4 | 0 | 0 | 0 | 19.0 | 17 | 11 | 9 | 0 | 12 | 13 | |
| Britton, Zach | 0-0 | 2.70 | 3 | 0 | 0 | 0 | 0 | 3.1 | 3 | 1 | 1 | 0 | 0 | 3 | |
| Carroll, Cody | 1-0 | 5.79 | 5 | 0 | 0 | 0 | 0 | 4.2 | 4 | 3 | 3 | 0 | 4 | 3 | |
| Carroll, Cody | 4-0 | 2.72 | 37 | 0 | 0 | 0 | 9 | 46.1 | 31 | 16 | 14 | 0 | 22 | 58 | |
| Edgin, Josh | 3-0 | 4.34 | 12 | 0 | 0 | 0 | 0 | 18.2 | 19 | 10 | 9 | 3 | 5 | 25 | |
| Faulkner, Andrew | 6-2 | 4.81 | 46 | 0 | 0 | 0 | 2 | 58.0 | 59 | 37 | 31 | 6 | 29 | 52 | |
| Fry, Paul | 0-1 | 3.47 | 13 | 1 | 0 | 0 | 0 | 23.1 | 22 | 10 | 9 | 2 | 4 | 29 | |
| Gamboa, Eddie | 2-0 | 2.95 | 11 | 0 | 0 | 0 | 2 | 21.1 | 20 | 11 | 7 | 1 | 12 | 17 | |
| Gilmartin, Sean | 2-0 | 3.14 | 7 | 3 | 0 | 0 | 0 | 14.1 | 13 | 5 | 5 | 1 | 2 | 12 | |
| Gonzalez, Luis | 0-2 | 5.04 | 14 | 0 | 0 | 0 | 2 | 25.0 | 31 | 17 | 14 | 1 | 12 | 27 | |
| Grimes, Matthew | 0-0 | 0.00 | 1 | 0 | 0 | 0 | 0 | 3.2 | 2 | 0 | 0 | 0 | 0 | 1 | |
| Gurka, Jason | 1-2 | 3.18 | 16 | 0 | 0 | 0 | 0 | 22.2 | 27 | 9 | 8 | 2 | 6 | 24 | |
| Hart, Donnie | 3-2 | 2.41 | 32 | 3 | 0 | 0 | 6 | 41.0 | 42 | 14 | 11 | 1 | 10 | 45 | |
| Hess, David | 3-2 | 3.15 | 9 | 9 | 0 | 0 | 0 | 45.2 | 38 | 16 | 16 | 3 | 19 | 44 | |
| Jimenez, Francisco | 0-2 | 4.64 | 11 | 0 | 0 | 0 | 0 | 21.1 | 21 | 13 | 11 | 1 | 8 | 15 | |
| Kelly, Michael | 0-1 | 4.91 | 6 | 0 | 0 | 0 | 0 | 11.0 | 13 | 6 | 6 | 0 | 11 | 7 | |
| Lee, Chris | 0-2 | 10.64 | 5 | 3 | 0 | 0 | 0 | 11.0 | 23 | 16 | 13 | 0 | 10 | 8 | |
| Long, Lucas | 2-3 | 3.93 | 12 | 4 | 0 | 0 | 0 | 34.1 | 38 | 17 | 15 | 2 | 7 | 22 | |
| Love, Reid | 1-0 | 2.25 | 1 | 0 | 0 | 0 | 0 | 4.0 | 3 | 1 | 1 | 1 | 1 | 1 | |
| Marinez, Jhan | 2-3 | 3.21 | 41 | 1 | 0 | 0 | 11 | 47.2 | 52 | 23 | 17 | 6 | 16 | 51 | |
| Means, John | 6-5 | 3.48 | 20 | 19 | 1 | 1 | 0 | 111.1 | 123 | 50 | 43 | 9 | 19 | 89 | |
| Meisinger, Ryan | 2-0 | 2.28 | 21 | 0 | 0 | 0 | 1 | 27.2 | 21 | 7 | 7 | 1 | 10 | 36 | |
| Melville, Tim | 9-6 | 5.33 | 40 | 14 | 0 | 0 | 4 | 104.2 | 115 | 70 | 62 | 15 | 42 | 82 | |
| O'Rourke, Ryan | 0-0 | 0.00 | 3 | 0 | 0 | 0 | 0 | 2.2 | 1 | 1 | 0 | 0 | 0 | 5 | |
| Ortiz, Luis | 2-1 | 3.69 | 6 | 6 | 0 | 0 | 0 | 31.2 | 34 | 13 | 13 | 4 | 8 | 21 | |
| Phillips, Evan | 0-2 | 3.38 | 8 | 0 | 0 | 0 | 0 | 10.2 | 6 | 4 | 4 | 1 | 3 | 13 | |
| Phillips, Evan | 4-6 | 2.28 | 39 | 0 | 0 | 0 | 8 | 51.1 | 34 | 16 | 13 | 2 | 17 | 72 | |
| Ramirez, Yefry | 3-5 | 3.88 | 14 | 14 | 0 | 0 | 0 | 72.0 | 62 | 31 | 31 | 7 | 22 | 72 | |
| Rodriguez, Joely | 5-3 | 4.56 | 33 | 1 | 0 | 0 | 2 | 49.1 | 49 | 28 | 25 | 1 | 18 | 52 | |
| Rogers, Josh | 2-1 | 2.08 | 5 | 5 | 0 | 0 | 0 | 30.1 | 26 | 9 | 7 | 3 | 7 | 18 | |
| Rogers, Josh | 8-9 | 3.54 | 24 | 24 | 1 | 1 | 0 | 139.2 | 144 | 62 | 55 | 16 | 36 | 101 | |
| Schoop, Sharlon | 0-0 | 5.40 | 2 | 0 | 0 | 0 | 0 | 1.2 | 2 | 1 | 1 | 0 | 0 | 0 | |
| Scott, Tanner | 0-1 | 0.75 | 10 | 0 | 0 | 0 | 0 | 12.0 | 10 | 1 | 1 | 0 | 9 | 13 | |
| Snelten, D.J. | 2-2 | 5.52 | 22 | 0 | 0 | 0 | 1 | 29.1 | 40 | 24 | 18 | 2 | 17 | 30 | |
| Tillman, Chris | 0-1 | 6.60 | 3 | 3 | 0 | 0 | 0 | 15.0 | 25 | 11 | 11 | 2 | 6 | 5 | |
| Wojciechowski, Asher | 5-4 | 3.51 | 19 | 12 | 0 | 0 | 0 | 84.2 | 68 | 36 | 33 | 14 | 32 | 89 | |
| Wotherspoon, Matt | 2-8 | 4.60 | 39 | 12 | 0 | 0 | 0 | 94.0 | 95 | 52 | 48 | 13 | 38 | 105 | |
| Yacabonis, Jimmy | 3-5 | 4.26 | 21 | 21 | 0 | 0 | 0 | 76.0 | 61 | 36 | 36 | 6 | 32 | 62 | |
| Ysla, Luis | 1-3 | 6.45 | 5 | 5 | 1 | 0 | 0 | 22.1 | 33 | 16 | 16 | 1 | 13 | 18 | |
| Team Total | 69-71 | 4.05 | 140 | 140 | 2 | 10 | 31 | 1205.1 | 1218 | 610 | 542 | 109 | 444 | 1109 | |

2018 TIDES HIGHS AND LOWS

Team Batting

Most Runs, Game16, 6/22 @ LOU

Most Runs, Inning10, 6th inning, 8/1 @ CHA

Most Hits, Game20, 6/22 @ LOU

Most Hits, Inning9, 6th inning, 8/1 @ CHA

Fewest Hits, Game2, 5/6 vs. LOU

Most Doubles, Game7, 6/23 @ LOU

Most Triples, Game2, 5/22 @ CHA

Most Home Runs, Game3, 4x, last: 8/1 @ CHA

Most Home Runs, Inning2, 5x, last: 5th inning, 8/7 vs. SWB

Most At-Bats, Game46, 6/22 @ LOU

Most Extra-Base Hits, Game9, 6/23 @ LOU

Most Walks, Game10, 6/14 vs. CHA

Most Strikeouts, Game17, 4/9 vs. CHA

Most Stolen Bases, Game3, 6/17 vs. CHA

Most Caught Stealing, Game2, 6/30 vs. DUR

Most Left On Base13, 2x, last: 6/14 vs. CHA

Individual Batting

Most At-Bats, Game6, several times

Most Runs, Game4, 3x, last: Mullins & Stewart, 6/22 @ LOU

Most Hits, Game5, 2x, last: Núñez, 6/22 @ LOU

Most Doubles, Game2, 3x, last: Núñez, 6/23 @ LOU

Most Triples, Game1, several times

Most Home Runs, Game2, 3x, last: Yastrzemski, 8/15 @ PAW

Most RBI, Game6, Yastrzemski, 8/15 @ PAW

Most Total Bases, Game9, 2x, last: Álvarez, 7/31 @ CHA

Most Extra-Base Hits, Game2, 13x, last: Yastrzemski, 8/15 @ PAW

Most Walks, Game4, Núñez, 5/25 @ TOL

Most Strikeouts, Game4, 5x, last: Yastrzemski, 8/8 vs. SWB

Most Stolen Bases, Game2, 2x, last: Brugman, 6/15 vs. CHA

Most Caught Stealing, Game1, several times

Longest Hitting Streak15 games, Mullins, 6/27-7/15

Team Pitching

Fewest Hits Allowed, Game2, 2x, last: 7/19 - G2 vs. ROC

Most Strikeouts, Game17, 7/6 @ DUR

Most Walks, Game11, 7/27 vs. TOL

Most Runs Allowed, Game13, 6/23 @ LOU

Most Runs Allowed, Inning10, 2nd inning, 5/15 vs. IND

Most Hits Allowed, Game20, 7/15 vs. GWN

Most Hits Allowed, Inning8, 2nd inning, 5/21 @ CHA

Most Home Runs Allowed, Game5, 5/2 vs. DUR

Most Home Runs, Inning2, 4x, last: 1st inning, 5/29 vs. PAW

Most Extra-Base Hits Allowed, Game7, 4/25-G1 vs. LHV

Most Pitchers Used, Game7, 8/7 vs. SWB

Most Relief Innings Pitched, Game10.0, 7/26 vs. SYR - G2

Most Relief Runs Allowed, Game8, 2x, last: 8/29 @ GWN

Most Relief Strikeouts, Game11, 6/29 vs. DUR

Most Relief Walks Issued, Game6, 7/27 vs. TOL

Most Left On Base15, 4/13 @ SYR

Individual Pitching

Most Innings, Starter8.0, 2x, last: Wojciechowski, 7/13 vs. GWN

Most Innings, Reliever6.0, Wotherspoon, 8/11 vs. COL

Most Strikeouts, Starter12, Wojciechowski, 7/6 @ DUR

Most Strikeouts, Reliever7, Means, 8/1 @ CHA

Most Walks, Starter5, 4x, Yacabonis, 7/27 vs. TOL

Most Walks, Reliever6, Kelly, 7/27 vs. TOL

Most Hits Allowed, Starter10, Melville, 6/28 vs. DUR

Most Hits Allowed, Reliever6, Faulkner, 6/28 vs. DUR

Most ER Allowed, Starter8, 2x, last: Melville, 6/23 @ LOU

Most ER Allowed, Reliever6, 2x, last: Gonzalez, 8/29 @ GWN

Most HR Allowed, Starter3, Means, 5/20 vs. LOU - G2

Most HR Allowed, Reliever2, 2x, last: Wojciechowski & Gurka, 5/2 vs. DUR

Most Pitches, Starter108, Melville, 5/11 @ GWN

Most Pitches, Reliever80, 2x, last: Wotherspoon, 8/11 vs. COL

Highest Game Score, Starter88, 2x, last: Wojciechowski, 7/6 @ DUR

Consecutive Scoreless IP14.2, Mariñez, 6/8 - 8/30

Miscellaneous

Longest Winning Streak7 games, 7/18-7/25

Longest Losing Streak7 games, 8/26 - 9/1

Largest Margin of Victory15 runs, 6/22 @ LOU (16-1 win)

Largest Margin of Defeat11 runs, 6/28 vs. DUR (12-1 loss)

Largest Comeback Win5 runs, 5/3 vs. LOU (trailed 5-0, won 6-5 in 10 innings)

Largest Lead Blown, Loss4 runs, 4/27 @ CHA (Led 4-0, lost 5-4 in 10 innings)

Longest Game Time, 9 Innings3:32, 6/17 vs. CHA

Longest Game Time, 7 Innings2:32, 6/25-G1 vs. GWN

Shortest Game Time, 9 Innings2:10, 2x: last, 6/8 @ TOL

Shortest Game Time, 7 Innings1:33, 8/18-G1 @ SWB

Longest Game Time, Extra Innings3:51, 6/30 vs. DUR

Longest Game, Innings13 innings, 7/26-G2 vs. SYR

Defense

Most Errors, Tides, Game4, 9/1 @ DUR

Most Errors, Tides, Individual2, 5x, last: Yastrzemski & Sisco, 9/1 @ DUR

Most Errors, Opponent, Game5, 5/5 vs. LOU

Consecutive Games Without Error4 games, 2x, last: 8/25-8/28

Consecutive Games With Error6 games, 6/26- 7/1

Most Double Plays Turned, Team3, 7/31 @ CHA

Most Double Plays Hit Into4, 3x, last: 7/13 vs. GWN

Most Stolen Bases Allowed4, 6/21 @ IND

Most Runners Caught Stealing1, several times

2018 RUNS BY INNINGS

| | 1st | 2nd | 3rd | 4th | 5th | 6th | 7th | 8th | 9th | Extra | Total |
|-------|-----|-----|-----|-----|-----|-----|-----|-----|-----|-------|-------|
| OPP | 71 | 82 | 51 | 69 | 62 | 72 | 76 | 79 | 30 | 18 | 610 |
| TIDES | 65 | 60 | 72 | 60 | 62 | 71 | 69 | 68 | 52 | 22 | 601 |

2018 TIDES PITCHING SPLITS

| | G | W | L | SV | ERA | IP | H | R | ER | HR | BB | SO |
|-----------|-----|----|----|----|------|--------|------|-----|-----|-----|-----|------|
| Starters | 140 | 29 | 43 | -- | 4.10 | 664.2 | 662 | 327 | 303 | 68 | 231 | 562 |
| Relievers | 138 | 40 | 28 | 31 | 3.98 | 540.2 | 556 | 283 | 239 | 41 | 213 | 547 |
| Home | 70 | 36 | 34 | 15 | 3.81 | 619.0 | 590 | 295 | 262 | 56 | 235 | 571 |
| Road | 70 | 33 | 37 | 16 | 4.30 | 586.1 | 628 | 315 | 280 | 53 | 209 | 538 |
| April | 21 | 11 | 10 | 6 | 3.57 | 186.1 | 173 | 85 | 74 | 14 | 89 | 177 |
| May | 30 | 17 | 13 | 7 | 4.09 | 262.0 | 248 | 128 | 119 | 36 | 97 | 265 |
| June | 28 | 13 | 15 | 7 | 4.37 | 239.0 | 259 | 133 | 116 | 21 | 77 | 236 |
| July | 29 | 17 | 12 | 5 | 3.40 | 254.0 | 231 | 110 | 96 | 12 | 86 | 220 |
| August | 29 | 10 | 19 | 6 | 4.63 | 239.0 | 275 | 137 | 123 | 22 | 91 | 190 |
| September | 3 | 1 | 2 | 0 | 5.04 | 25.0 | 32 | 17 | 14 | 4 | 4 | 21 |
| TOTALS | 140 | 69 | 71 | 31 | 4.05 | 1205.1 | 1218 | 610 | 542 | 109 | 444 | 1109 |

2018 TIDES CATCHING STATS

| Catcher | CS | SB | ATT | PCT | IP | ER | ERA |
|-----------------|----|----|-----|--------|--------|-----|------|
| Araiza, Armando | 3 | 7 | 10 | 30.0% | 103.0 | 64 | 5.59 |
| Joseph, Caleb | 6 | 7 | 13 | 46.2% | 127.2 | 59 | 4.16 |
| Levy, Stuart | 1 | 0 | 1 | 100.0% | 17.0 | 11 | 5.82 |
| Pérez, Audry | 2 | 3 | 5 | 40.0% | 35.0 | 16 | 4.11 |
| Sisco, Chance | 5 | 32 | 37 | 13.5% | 309.2 | 148 | 4.30 |
| Susac, Andrew | 10 | 14 | 24 | 41.7% | 288.2 | 111 | 3.46 |
| Wynns, Austin | 7 | 24 | 31 | 22.6% | 324.1 | 133 | 3.69 |
| TOTALS | 34 | 87 | 121 | 28.1% | 1205.1 | 542 | 4.05 |

2018 HOME RUNS (103)

| Player | Number | Solo | 2-run | 3-run | GS | vs. LHP | vs. RHP | Home | Road |
|--------------------|--------|------|-------|-------|----|---------|---------|------|------|
| Álvarez, Pedro | 8 | 5 | 3 | | | | 8 | 3 | 5 |
| Araiza, Armando | 1 | | 1 | | | | 1 | | 1 |
| Brugman, Jaycob | 5 | 2 | 2 | 1 | | | 5 | | 5 |
| Dosch, Drew | 7 | 4 | 2 | 1 | | | 7 | 2 | 5 |
| Joseph, Caleb | 2 | 1 | | 1 | | | 2 | 2 | |
| Levy, Stuart | 1 | 1 | | | | | 1 | 1 | |
| Mullins, Cedric | 6 | 4 | 2 | | | 1 | 5 | 1 | 5 |
| Núñez, Renato | 5 | 4 | 1 | | | 1 | 4 | 2 | 3 |
| Pérez, Audry | 3 | 1 | 2 | | | | 3 | 1 | 2 |
| Presley, Alex | 1 | 1 | | | | | 1 | | 1 |
| Rickard, Joey | 2 | 1 | 1 | | | | 2 | 1 | 1 |
| Rosa, Garabez | 11 | 9 | 1 | 1 | | | 11 | 4 | 7 |
| Santandar, Anthony | 2 | 2 | | | | | 2 | | 2 |
| Sardiñas, Luis | 4 | 3 | 1 | | | 3 | 1 | 3 | 1 |
| Saunders, Michael | 1 | 1 | | | | | 1 | 1 | |
| Schoop, Sharlon | 1 | | 1 | | | | 1 | | 1 |
| Sisco, Chance | 3 | 2 | 1 | | | 1 | 2 | 1 | 2 |
| Stewart, DJ | 12 | 6 | 4 | 1 | 1 | 2 | 10 | 4 | 8 |
| Susac, Andrew | 6 | 2 | 1 | 2 | 1 | 2 | 4 | 1 | 5 |
| Tejada, Rubén | 2 | 2 | | | | | 2 | 2 | |
| Valera, Breyvic | 3 | 1 | 2 | | | 1 | 2 | 3 | 0 |
| Wilkerson, Steve | 4 | 3 | | 1 | | 1 | 3 | 2 | 2 |
| Wynns, Austin | 4 | 2 | 1 | 1 | | 2 | 2 | 3 | 1 |
| Yastrzemski, Mike | 9 | 2 | 3 | 3 | 1 | 3 | 6 | 1 | 8 |
| TOTALS | 103 | 59 | 29 | 12 | 3 | 17 | 86 | 38 | 65 |

2018 NORFOLK TIDES CUMULATIVE ROSTER

68 Players were on Norfolk's roster - 66 players appeared in a game

PITCHERS (35)

| | |
|---------------------------|----------------------------|
| Aquino, Jayson | Mariñez, Jhan |
| Britton, Zach (MLB Rehab) | Means, John* |
| Carroll, Cody* | Meisinger, Ryan* |
| Edgin, Josh | Melville, Tim |
| Faulkner, Andrew | O'Rourke, Ryan |
| Fry, Paul* | Ortiz, Luis* |
| Gamboa, Eddie | Phillips, Evan |
| Gilmartin, Sean | Ramirez, Yefry* |
| González, Luis | Rodríguez, Joely |
| Grimes, Matthew | Rogers, Josh* |
| Gurka, Jason | Scott, Tanner |
| Hart, Donnie | Snelten, D.J |
| Hess, David* | Tillman, Chris (MLB Rehab) |
| Jiménez, Francisco | Wojciechowski, Asher |
| Kelly, Michael | Wotherspoon, Matt |
| Lee, Chris | Yacabonis, Jimmy |
| Long, Lucas | Ysla, Luis |
| Love, Reid | |

INFIELDERS (16)

| |
|------------------------------|
| Álvarez, Pedro |
| Beckham, Tim (MLB Rehab) |
| Dosch, Drew |
| Feliz, Anderson |
| Juvier, Alejandro (DNP) |
| Marin, Adrian |
| Núñez, Renato |
| Ramos, Milton (DNP) |
| Rosa, Garabez |
| Sardiñas, Luis (MLB Rehab) |
| Schoop, Jonathan (MLB Rehab) |
| Schoop, Sharlon |
| Tejada, Rubén |
| Valera, Breyvic |
| Vielma, Engelb* |
| Wilkerson, Steve* |

OUTFIELDERS (10)

| |
|--------------------------|
| Brugman, Jaycob |
| Mullins, Cedric* |
| Myers, D'Arby |
| Presley, Alex |
| Rickard, Joey |
| Santander, Anthony |
| Saunders, Michael |
| Stewart, DJ* |
| Trumbo, Mark (MLB Rehab) |
| Yastrzemski, Mike |

CATCHERS (7)

| |
|-----------------|
| Araiza, Armando |
| Joseph, Caleb |
| Levy, Stuart |
| Pérez, Audry |
| Sisco, Chance |
| Susac, Andrew |
| Wynns, Austin* |

Players in bold (33) appeared on both the Tides and Orioles active rosters in 2018

* Made MLB debut in 2018 (13)

2018 MISCELLANEOUS BREAKDOWN

| | HOME | AWAY | TOTAL | | HOME | AWAY | TOTAL | | HOME | AWAY | TOTAL |
|------------------------------------|--------|--------|---------|---------------------------|------|------|-------|--------------------------------|-------|-------|----------------------|
| Overall Record: | 36-34 | 33-37 | 69-71 | Mondays: | 4-3 | 0-7 | 4-10 | vs. IL South | 17-19 | 14-19 | 31-38 |
| Day Games: | 12-8 | 8-6 | 20-14 | Tuesdays: | 5-5 | 5-5 | 10-10 | vs. IL North | 10-8 | 12-9 | 22-17 |
| Night Games: | 24-26 | 25-31 | 49-57 | Wednesdays: | 5-5 | 6-5 | 11-10 | vs. IL West | 9-7 | 7-9 | 16-16 |
| Series Record (W-L-Split): | 9-11-2 | 9-10-2 | 18-21-4 | Thursdays: | 7-5 | 4-6 | 11-11 | vs. NL Affiliates | 18-10 | 8-15 | 26-25 |
| Series Openers: | 9-13 | 9-12 | 18-25 | Fridays: | 4-8 | 7-2 | 11-10 | vs. AL Affiliates | 18-24 | 25-22 | 43-46 |
| Series Finals: | 12-10 | 9-12 | 21-22 | Saturdays: | 5-4 | 7-6 | 12-10 | White Jerseys: | 17-18 | 0-0 | 17-18 |
| Rubber Games: | 4-6 | 3-3 | 7-9 | Sundays: | 6-5 | 4-5 | 10-10 | Grey Jerseys: | 1-0 | 3-9 | 4-9 |
| April: | 7-5 | 4-5 | 11-10 | 1-run games: | 19-7 | 9-12 | 28-19 | Orange Jerseys: | 10-9 | 19-21 | 29-30 |
| May: | 8-7 | 9-6 | 17-13 | 2-run games: | 4-11 | 3-3 | 7-14 | Green Jerseys: | 4-4 | 11-7 | 15-11 |
| June: | 9-7 | 4-8 | 13-15 | Ahead after 7 innings: | 26-2 | 28-3 | 54-5 | Camouflage Jerseys: | 3-2 | 0-0 | 3-2 |
| July: | 8-6 | 9-6 | 17-12 | Behind after 7 innings: | 2-29 | 1-31 | 3-60 | Tides score first: | 20-7 | 28-16 | 48-23 |
| August: | 4-9 | 6-10 | 10-19 | Tied after 7 innings: | 8-3 | 4-2 | 12-5 | Opponents score first: | 16-27 | 5-21 | 21-48 |
| September: | 0-0 | 1-2 | 1-2 | Ahead after 8 innings: | 19-0 | 28-2 | 47-2 | Score at least 4 in game: | 26-7 | 29-12 | 55-19 |
| Pre-All-Star Break: | 26-20 | 20-21 | 46-41 | Behind after 8 innings: | 1-29 | 0-27 | 1-56 | Score less than 4 in game: | 10-27 | 4-25 | 14-52 |
| Post All-Star Break: | 10-13 | 13-16 | 23-29 | Tied after 8 innings: | 7-1 | 4-2 | 11-3 | When Tides get Quality Start | 12-5 | 11-6 | 23-11 |
| vs. RH starters: | 26-24 | 24-28 | 50-52 | Extra-innings: | 7-2 | 4-4 | 11-6 | When Tides starter goes 6.0 IP | 13-5 | 11-7 | 24-12 |
| vs. LH starters: | 10-10 | 9-9 | 19-19 | Games decided on walk-off | 13 | 5 | 13-5 | Most Games Up In IL South: | | | +2.5, 4/27 |
| Doubleheaders (Sweep-Swept-Split): | 3-1-4 | 1-1-1 | 4-2-5 | Shutouts | 5-4 | 5-3 | 10-7 | Most Games Back In IL South: | | | -10.5, 2x, last: 9/4 |

2018 NORFOLK TIDES TRANSACTIONS (223)

APRIL (31 TRANSACTIONS)

| | | |
|----|------|--|
| 1 | 4/7 | RHP Jimmy Yacabonis recalled to Baltimore |
| 2 | 4/8 | LHP Tanner Scott recalled to Baltimore |
| 3 | 4/8 | LHP Jason Gurka transferred to Norfolk from Class-A Aberdeen |
| 4 | 4/10 | RHP Jimmy Yacabonis activated after being optioned from Baltimore |
| 5 | 4/10 | LHP Tanner Scott activated after being optioned from Baltimore |
| 6 | 4/10 | RHP Yefry Ramirez recalled to Baltimore |
| 7 | 4/11 | IF Anderson Feliz transferred to Norfolk from Double-A Bowie |
| 8 | 4/11 | IF Drew Dosch placed on DL, retro to 4/10, left hamstring injury |
| 9 | 4/11 | IF Engelb Vielma recalled to Baltimore |
| 10 | 4/12 | IF Alejandro Juvier transferred to Norfolk from Class-A Frederick |
| 11 | 4/13 | RHP Yefry Ramirez activated after being optioned from Baltimore |
| 12 | 4/13 | LHP Donnie Hart recalled to Baltimore |
| 13 | 4/15 | RHP David Hess recalled to Baltimore |
| 14 | 4/16 | IF Alejandro Juvier transferred to Class-A Frederick |
| 15 | 4/16 | IF Sharlon Schoop transferred to Norfolk from Class-A Aberdeen |
| 16 | 4/17 | RHP David Hess activated after being optioned from Baltimore |
| 17 | 4/17 | IF Luis Sardiñas has contract selected by Baltimore |
| 18 | 4/17 | LHP Jason Gurka transferred to Double-A Bowie |
| 19 | 4/17 | IF Milton Ramos transferred to Norfolk from Class-A Aberdeen |
| 20 | 4/17 | LHP Donnie Hart activated after being optioned from Baltimore |
| 21 | 4/20 | LHP Tanner Scott recalled to Baltimore |
| 22 | 4/20 | LHP Jason Gurka transferred to Norfolk from Class-A Aberdeen |
| 23 | 4/21 | IF Engelb Vielma activated after being optioned from Baltimore |
| 24 | 4/21 | IF Milton Ramos transferred to Class-A Aberdeen |
| 25 | 4/27 | IF Anderson Feliz transferred to Double-A Bowie |
| 26 | 4/27 | IF Drew Dosch reinstated from disabled list |
| 27 | 4/27 | C Audry Pérez transferred to Norfolk from Double-A Bowie |
| 28 | 4/27 | C Andrew Susac placed on disabled list with left ankle injury, retro to 4/26 |
| 29 | 4/27 | OF Mark Trumbo assigned to Norfolk on MLB Rehab Assignment |
| 30 | 4/28 | OF Joey Rickard recalled to Baltimore |
| 31 | 4/29 | LHP Tanner Scott activated after being optioned from Baltimore |

MAY (39 TRANSACTIONS)

| | | |
|----|------|---|
| 32 | 5/1 | OF Mark Trumbo ends MLB Rehab Assignment |
| 33 | 5/1 | IF Engelb Vielma recalled to Baltimore |
| 34 | 5/1 | OF Joey Rickard activated after being optioned from Baltimore |
| 35 | 5/4 | LHP Chris Lee reinstated from Norfolk disabled list |
| 36 | 5/4 | LHP Jayson Aquino transferred to Double-A Bowie |
| 37 | 5/5 | IF Jonathan Schoop assigned to Norfolk on MLB Rehab Assignment |
| 38 | 5/7 | IF Jonathan Schoop has MLB Rehab Assignment transferred to Frederick |
| 39 | 5/9 | IF Engelb Vielma activated after being optioned from Baltimore |
| 40 | 5/9 | C Andrew Susac reinstated from Norfolk disabled list |
| 41 | 5/9 | C Audry Pérez transferred to Double-A Bowie |
| 42 | 5/9 | LHP Tanner Scott recalled to Baltimore |
| 43 | 5/10 | IF Engelb Vielma placed on disabled list with right knee injury |
| 44 | 5/10 | IF Adrian Marin transferred to Norfolk from Double-A Bowie |
| 45 | 5/11 | RHP Jimmy Yacabonis recalled to Baltimore |
| 46 | 5/12 | RHP David Hess recalled to Baltimore |
| 47 | 5/13 | LHP Donnie Hart recalled to Baltimore |
| 48 | 5/13 | OF Joey Rickard recalled to Baltimore |
| 49 | 5/14 | OF Mike Yastrzemski transferred to Norfolk from Double-A Bowie |
| 50 | 5/15 | RHP David Hess activated after being optioned from Baltimore |
| 51 | 5/15 | RHP Jimmy Yacabonis activated after being optioned from Baltimore |
| 52 | 5/15 | OF Michael Saunders released from Norfolk contract |
| 53 | 5/15 | IF Renato Núñez assigned outright to Norfolk from Baltimore |
| 54 | 5/17 | OF D'Arby Myers transferred to Norfolk from Double-A Bowie |
| 55 | 5/17 | C Andrew Susac recalled to Baltimore |
| 56 | 5/18 | LHP Jason Gurka placed on disabled list with left hamstring injury |
| 57 | 5/18 | LHP Josh Edgin released from Norfolk contract |
| 58 | 5/18 | OF Alex Presley released from Norfolk contract |
| 59 | 5/18 | LHP John Means transferred to Norfolk from Double-A Bowie |
| 60 | 5/18 | LHP Paul Fry transferred to Norfolk from Double-A Bowie |
| 61 | 5/18 | C Armando Araiza transferred to Norfolk from Double-A Bowie |
| 62 | 5/18 | RHP Ryan Meisinger transferred to Norfolk from Double-A Bowie |
| 63 | 5/19 | C Armando Araiza transferred to Double-A Bowie |
| 64 | 5/19 | C Caleb Joseph activated after being optioned from Baltimore |
| 65 | 5/20 | RHP David Hess recalled to Baltimore |
| 66 | 5/21 | LHP Donnie Hart activated after being optioned from Baltimore |
| 67 | 5/29 | OF DJ Stewart placed on disabled list, retro to 5/27 (right hamstring injury) |
| 68 | 5/30 | LHP Donnie Hart recalled to Baltimore |
| 69 | 5/30 | IF Steve Wilkerson transferred to Norfolk from Double-A Bowie |
| 70 | 5/30 | IF Luis Sardiñas assigned to Norfolk on MLB Rehab Assignment |

JUNE (51 TRANSACTIONS)

| | | |
|-----|------|--|
| 71 | 6/1 | OF Cedric Mullins transferred to Norfolk from Double-A Bowie |
| 72 | 6/1 | OF D'Arby Myers transferred to Bowie |
| 73 | 6/1 | LHP Chris Lee placed on DL, retro to 5/30, with left shoulder injury |
| 74 | 6/1 | IF Luis Sardiñas ends MLB Rehab Assignment with Norfolk |
| 75 | 6/1 | LHP Jason Gurka reinstated from disabled list |
| 76 | 6/2 | LHP Donnie Hart activated after being optioned from Baltimore |
| 77 | 6/5 | C Austin Wynns recalled to Baltimore |
| 78 | 6/5 | C Andrew Susac activated after being optioned from Baltimore |
| 79 | 6/5 | LHP Zach Britton transferred to Norfolk on MLB Rehab Assignment |
| 80 | 6/8 | LHP D.J. Snelten activated after being optioned from Baltimore |
| 81 | 6/8 | IF Sharlon Schoop transferred to Double-A Bowie |
| 82 | 6/10 | LHP Tanner Scott activated after being optioned from Baltimore |
| 83 | 6/10 | LHP Jason Gurka released from Norfolk contract |
| 84 | 6/11 | RHP Matt Wotherspoon transferred to Double-A Bowie |
| 85 | 6/11 | OF DJ Stewart reinstated from disabled list |
| 86 | 6/12 | LHP Donnie Hart recalled to Baltimore |
| 87 | 6/12 | RHP Matt Wotherspoon transferred to Norfolk from Double-A Bowie |
| 88 | 6/13 | RHP Yefry Ramirez recalled to Baltimore |
| 89 | 6/14 | LHP Donnie Hart activated after being optioned from Baltimore |
| 90 | 6/15 | LHP D.J. Snelten designated for assignment |
| 91 | 6/15 | LHP Tanner Scott recalled to Baltimore |
| 92 | 6/16 | LHP D.J. Snelten outrighted to Norfolk from Baltimore |
| 93 | 6/16 | RHP Yefry Ramirez activated after being optioned from Baltimore |
| 94 | 6/19 | IF Steve Wilkerson has contract selected by Baltimore |
| 95 | 6/19 | C Caleb Joseph recalled to Baltimore |
| 96 | 6/19 | IF Tim Beckham added to Norfolk's roster on MLB Rehab Assignment |
| 97 | 6/19 | C Stuart Levy transferred to Norfolk from Class-A Frederick |
| 98 | 6/20 | C Chance Sisco activated after being optioned from Baltimore |
| 99 | 6/21 | RHP Eddie Gamboa reinstated from DL, transferred to Double-A Bowie |
| 100 | 6/23 | LHP Donnie Hart recalled to Baltimore |
| 101 | 6/24 | IF Pedro Álvarez activated after being outrighted from Baltimore |
| 102 | 6/25 | OF Joey Rickard activated after being optioned from Baltimore |
| 103 | 6/25 | IF Steve Wilkerson activated after being optioned from Baltimore |
| 104 | 6/25 | C Stuart Levy placed on disabled list, retro to 6/22, with right calf injury |
| 105 | 6/25 | IF Tim Beckham ends MLB Rehab Assignment |
| 106 | 6/25 | OF Jaycob Brugman transferred to Double-A Bowie |
| 107 | 6/26 | IF Garabez Rosa transferred to Double-A Bowie |
| 108 | 6/26 | LHP Reid Love transferred to Norfolk from Double-A Bowie |
| 109 | 6/27 | LHP Reid Love transferred to Double-A Bowie |
| 110 | 6/27 | RHP Eddie Gamboa transferred to Norfolk from Double-A Bowie |
| 111 | 6/27 | IF Garabez Rosa transferred to Norfolk from Double-A Bowie |
| 112 | 6/27 | IF Steve Wilkerson recalled to Baltimore |
| 113 | 6/27 | RHP Jimmy Yacabonis recalled to Baltimore |

| | | |
|-----|------|---|
| 114 | 6/28 | C Chance Sisco recalled to Baltimore |
| 115 | 6/28 | RHP Yefry Ramirez recalled to Baltimore |
| 116 | 6/28 | C Austin Wynns activated after being optioned from Baltimore |
| 117 | 6/28 | RHP Francisco Jiménez transferred to Norfolk from Class-A Frederick |
| 118 | 6/29 | RHP Ryan Meisinger has contract selected by Baltimore |
| 119 | 6/29 | LHP Paul Fry has contract selected by Baltimore |
| 120 | 6/29 | LHP Donnie Hart activated after being optioned from Baltimore |
| 121 | 6/30 | RHP Chris Tillman assigned to Norfolk on MLB Rehab Assignment |

JULY (55 TRANSACTIONS)

| | | |
|-----|------|--|
| 122 | 7/1 | IF Luis Sardiñas added to Norfolk roster on MLB Rehab Assignment |
| 123 | 7/1 | RHP Yefry Ramirez activated after being optioned from Baltimore |
| 124 | 7/1 | RHP Jimmy Yacabonis activated after being optioned from Baltimore |
| 125 | 7/3 | RHP Yefry Ramirez recalled to Baltimore |
| 126 | 7/4 | OF Joey Rickard recalled to Baltimore |
| 127 | 7/4 | IF Sharlon Schoop transferred from Bowie to Norfolk |
| 128 | 7/6 | IF Luis Sardiñas ends MLB Rehab assignment |
| 129 | 7/7 | IF Luis Sardiñas activated after being outrighted from Baltimore |
| 130 | 7/8 | RHP David Hess activated after being optioned from Baltimore |
| 131 | 7/8 | IF Sharlon Schoop placed on the disabled list with a left ankle injury |
| 132 | 7/9 | RHP Jimmy Yacabonis recalled to Baltimore as 26th Man |
| 133 | 7/9 | RHP Jimmy Yacabonis returned to Norfolk after being used as 26th Man |
| 134 | 7/10 | LHP Donnie Hart recalled to Baltimore |
| 135 | 7/10 | RHP Jhan Mariñez has contract selected by Baltimore |
| 136 | 7/10 | RHP Chris Tillman has MLB Rehab transferred to Class-A Frederick |
| 137 | 7/12 | RHP Ryan Meisinger activated after being optioned from Baltimore |
| 138 | 7/13 | LHP Sean Gilmartin signed to Norfolk contract |
| 139 | 7/14 | C Austin Wynns recalled to Baltimore |
| 140 | 7/14 | C Stuart Levy reinstated from disabled list |
| 141 | 7/15 | RHP Chris Tillman assigned to Norfolk on MLB Rehab Assignment |
| 142 | 7/16 | C Armando Araiza transferred to Norfolk from Double-A Bowie |
| 143 | 7/16 | C Stuart Levy placed on disabled list |
| 144 | 7/17 | LHP D.J. Snelten placed on disabled list with left shoulder injury |
| 145 | 7/17 | LHP Luis González transferred to Norfolk from Double-A Bowie |
| 146 | 7/17 | LHP Joely Rodriguez transferred to Double-A Bowie |
| 147 | 7/17 | C Chance Sisco activated after being optioned from Baltimore |
| 148 | 7/18 | LHP Lucas Long transferred to Norfolk from Double-A Bowie |
| 149 | 7/18 | RHP Asher Wojciechowski released from Norfolk contract |
| 150 | 7/20 | OF Jaycob Brugman activated after being recalled from Double-A Bowie |
| 151 | 7/20 | INF Breyvic Valera activated after being optioned from Baltimore |
| 152 | 7/20 | INF Renato Núñez recalled to Baltimore |
| 153 | 7/20 | C Armando Araiza place on disabled list |
| 154 | 7/20 | RHP Chris Tillman ends MLB rehab assignment |
| 155 | 7/23 | C Stuart Levy reinstated from disabled list |
| 156 | 7/23 | C Stuart Levy transferred to Class-A Frederick |
| 157 | 7/24 | OF Jaycob Brugman transferred to Double-A Bowie |
| 158 | 7/24 | LHP Donnie Hart activated after being optioned from Baltimore |
| 159 | 7/25 | RHP Cody Carroll added to Norfolk roster after trade with NYY |
| 160 | 7/25 | RHP David Hess recalled to Baltimore |
| 161 | 7/26 | RHP Francisco Jiménez transferred to Class-A Frederick |
| 162 | 7/26 | LHP Josh Rogers activated to Norfolk roster after trade with NYY |
| 163 | 7/27 | LHP Chris Lee reinstated from disabled list |
| 164 | 7/27 | C Armando Araiza reinstated from disabled list |
| 165 | 7/27 | RHP Matthew Grimes transferred to Norfolk from Double-A Bowie |
| 166 | 7/27 | RHP Michael Kelly transferred to Norfolk from Double-A Bowie |
| 167 | 7/27 | C Andrew Susac placed on disabled list with left forearm injury |
| 168 | 7/27 | RHP Ryan Meisinger placed on DL, retro to 7/26, with right shoulder injury |
| 169 | 7/27 | RHP Eddie Gamboa transferred to Double-A Bowie |
| 170 | 7/27 | RHP Lucas Long transferred to Double-A Bowie |
| 171 | 7/29 | LHP Chris Lee outrighted to Double-A Bowie |
| 172 | 7/29 | RHP Eddie Gamboa transferred to Norfolk from Double-A Bowie |
| 173 | 7/30 | RHP Matthew Grimes transferred to Double-A Bowie |
| 174 | 7/30 | RHP Lucas Long transferred to Norfolk from Double-A Bowie |
| 175 | 7/31 | RHP Cody Carroll has contract selected by Baltimore |
| 176 | 7/31 | IF Breyvic Valera recalled to Baltimore |

AUGUST (41 TRANSACTIONS)

| | | |
|-----|------|--|
| 177 | 8/1 | LHP Donnie Hart recalled to Baltimore |
| 178 | 8/1 | RHP Evan Phillips optioned from Baltimore after being acquired in trade with ATL |
| 179 | 8/3 | RHP Luis Ortiz transferred to Norfolk after outright trade from Biloxi |
| 180 | 8/3 | RHP Evan Phillips recalled to Baltimore |
| 181 | 8/3 | IF Breyvic Valera activated after being optioned from Baltimore |
| 182 | 8/7 | LHP D.J. Snelten reinstated from Norfolk disabled list |
| 183 | 8/9 | RHP Eddie Gamboa placed on disabled list, retro to 8/8, with right elbow injury |
| 184 | 8/9 | OF Jaycob Brugman transferred to Norfolk from Double-A Bowie |
| 185 | 8/10 | OF Cedric Mullins has contract selected by Baltimore |
| 186 | 8/11 | RHP Jimmy Yacabonis recalled to Baltimore as the 26th Man |
| 187 | 8/11 | LHP Sean Gilmartin has contract selected by Baltimore |
| 188 | 8/12 | LHP Luis Ysla transferred to Norfolk from Double-A Bowie |
| 189 | 8/14 | RHP Jimmy Yacabonis activated after being optioned from Baltimore |
| 190 | 8/14 | LHP Donnie Hart activated after being optioned from Baltimore |
| 191 | 8/14 | RHP Ryan Meisinger reinstated from Norfolk disabled list |
| 192 | 8/14 | RHP Michael Kelly transferred to Double-A Bowie |
| 193 | 8/17 | RHP Evan Phillips activated after being optioned from Baltimore |
| 194 | 8/17 | RHP Ryan Meisinger recalled to Baltimore |
| 195 | 8/18 | LHP Ryan O'Rourke reinstated from disabled list and transferred to Frederick |
| 196 | 8/22 | IF Adrian Marin placed on disabled list |
| 197 | 8/22 | OF Jaycob Brugman placed on disabled list |
| 198 | 8/22 | OF Joey Rickard activated after being optioned from Baltimore |
| 199 | 8/22 | IF Steve Wilkerson activated after being optioned from Baltimore |
| 200 | 8/24 | OF Anthony Santander transferred to Norfolk from Double-A Bowie |
| 201 | 8/24 | RHP Francisco Jimenez transferred to Norfolk from Class-A Frederick |
| 202 | 8/24 | IF Sharlon Schoop reinstated from disabled list |
| 203 | 8/24 | RHP Jhan Mariñez transferred to Norfolk on MLB Rehab Assignment |
| 204 | 8/24 | IF Steve Wilkerson placed on disabled list, retro to 8/23 |
| 205 | 8/24 | IF Pedro Álvarez placed on disabled list, retro to 8/23 |
| 206 | 8/24 | OF DJ Stewart placed on Temporarily Inactive List |
| 207 | 8/25 | RHP Jimmy Yacabonis recalled to Baltimore as the 26th Man |
| 208 | 8/27 | OF DJ Stewart activated from Temporarily Inactive List |
| 209 | 8/27 | IF Sharlon Schoop placed on disabled list |
| 210 | 8/27 | LHP Ryan O'Rourke transferred to Norfolk from Class-A Frederick |
| 211 | 8/28 | LHP Josh Rogers has contract selected by Baltimore |
| 212 | 8/28 | RHP Jimmy Yacabonis activated after being optioned from Baltimore |
| 213 | 8/29 | RHP Francisco Jimenez placed on Temporarily Inactive List |
| 214 | 8/29 | RHP Cody Carroll activated after being optioned from Baltimore |
| 215 | 8/31 | OF Joey Rickard recalled to Baltimore |
| 216 | 8/31 | RHP Jhan Mariñez ends MLB Rehab Assignment |
| 217 | 8/31 | OF Jaycob Brugman reinstated from disabled list |

SEPTEMBER (6 TRANSACTIONS)

| | | |
|-----|-----|--|
| 218 | 9/1 | INF Breyvic Valera recalled to Baltimore |
| 219 | 9/1 | INF Adrian Marin reinstated from the disabled list |
| 220 | 9/3 | C Audry Perez transferred to Norfolk from Double-A Bowie |
| 221 | 9/3 | IF Sharlon Schoop reinstated from disabled list |
| 222 | 9/3 | RHP Jimmy Yacabonis recalled to Baltimore |
| 223 | 9/3 | C Chance Sisco recalled to Baltimore |

Number of Transactions per year as Orioles affiliate

| | | | | | |
|-----------|-----------|-----------|-----------|-----------|-----------|
| 2007: 121 | 2008: 117 | 2009: 103 | 2010: 153 | 2011: 152 | 2012: 226 |
| 2013: 172 | 2014: 160 | 2015: 159 | 2016: 150 | 2017: 226 | 2018: 223 |

2018 NORFOLK TIDES DAY-BY-DAY RESULTS

| APRIL (11-10) Batting: .250 AVG, 11 HR, 4.7 Runs Per Game Pitching: 3.57 ERA, 6 Saves | | | | | | | | | | |
|---|-----|-----|----------|------------------------|----------------------|-----------------|--------|-------|------|-------------|
| Date | OPP | W/L | Score | Winning P | Losing P | Save | Record | PL | GB | ATT TOG |
| 4/6 | GWN | L | 3-1 | M. Soroka (1-0) | Y. Ramirez (0-1) | J. Biddle (1) | 0-1 | 4th | -1.0 | 11,131 2:40 |
| 4/8 | GWN | W | 3-1 | A. Faulkner (1-0) | M. Socolovich (0-1) | | 1-1 | T-2nd | -0.5 | 3,768 2:29 |
| 4/9 | CHA | L | 4-1 | R. Scatill (1-0) | J. Aquino (0-1) | T. Vieira (1) | 1-2 | T-3rd | -1.5 | 2,064 3:16 |
| 4/10 | CHA | W | 7-1 | J. Edgin (1-0) | T. House (0-1) | | 2-2 | T-2nd | -0.5 | 2,272 2:38 |
| 4/11 | CHA | W | 4-3 (11) | J. Gurka (1-0) | R. Ross Jr. (0-1) | | 3-2 | 1st | +0.5 | 4,325 3:26 |
| 4/12 | syr | L | 9-8 (10) | C. Torres (1-0) | J. Mariñez (0-1) | | 3-3 | 1st | +0.5 | 3,559 3:15 |
| 4/13 | syr | W | 4-3 | M. Wotherspoon (1-0) | D. Goforth (0-1) | A. Faulkner (1) | 4-3 | 1st | +0.5 | 1,638 3:14 |
| 4/14 | syr | L | 6-1 | J. Cordero (2-0) | J. Aquino (0-2) | | 4-4 | 1st | +0.5 | 1,535 2:42 |
| 4/16 | lhv | L | 7-3 | T. Viza (1-1) | J. Rodriguez (0-1) | | 4-5 | 1st | +0.5 | 5,305 3:10 |
| 4/17 | lhv | W | 6-0 | J. Edgin (2-0) | Z. Eflin (2-1) | | 5-5 | 1st | +1.0 | 5,521 2:59 |
| 4/18 | lhv | W | 7-4 | Y. Ramirez (1-1) | T. Eshelman (1-2) | J. Mariñez (1) | 6-5 | 1st | +1.0 | 5,644 3:08 |
| 4/20 | BUF | W | 5-2 | T. Melville (1-0) | R. Borucki (0-2) | J. Mariñez (2) | 7-5 | 1st | +2.0 | 4,890 2:58 |
| 4/21 | BUF | L | 8-6 (11) | L. Santos (1-0) | M. Wotherspoon (1-1) | | 7-6 | 1st | +2.0 | 7,073 3:50 |
| 4/22 | BUF | W | 6-1 | A. Wojciechowski (1-0) | D. McGuire (1-1) | J. Mariñez (3) | 8-6 | 1st | +2.0 | 5,068 2:52 |
| 4/23 | LHV | W | 6-3 | J. Aquino (1-2) | Z. Eflin (2-2) | J. Mariñez (4) | 9-6 | 1st | +2.0 | 2,729 2:44 |
| 4/25-1 | LHV | L | 9-8 (7) | R. Casimiro (2-0) | J. Mariñez (0-2) | P. Beato (4) | 9-7 | -- | -- | 2:26 |
| 4/25-2 | LHV | W | 5-0 (7) | T. Melville (2-0) | J. Waguespack (0-1) | | 10-7 | 1st | +2.5 | 4,661 1:47 |
| 4/27 | cha | L | 5-4 (10) | R. Scatill (2-1) | J. Mariñez (0-3) | | 10-8 | 1st | +1.5 | 10,368 3:19 |
| 4/28 | cha | W | 7-6 | D. Hess (1-0) | D. Roach (3-1) | D. Hart (1) | 11-8 | 1st | +1.5 | 10,580 2:34 |
| 4/29 | cha | L | 6-5 | J. Gomez (2-0) | J. Gurka (1-1) | | 11-9 | 1st | +0.5 | 9,073 2:57 |
| 4/30 | DUR | L | 4-2 | J. Mujica (3-1) | Y. Ramirez (1-2) | A. Kolarek (1) | 11-10 | 2nd | -0.5 | 2,865 2:22 |

| MAY (17-13) Batting: .254 AVG, 21 HR, 4.6 Runs Per Game Pitching: 4.09 ERA, 7 Saves | | | | | | | | | | |
|---|-----|-----|----------|------------------------|------------------------|-------------------|--------|-----|------|------------|
| Date | OPP | W/L | Score | Winning P | Losing P | Save | Record | PL | GB | ATT TOG |
| 5/1 | DUR | W | 7-5 | T. Melville (3-0) | C. Hall (1-2) | D. Hart (2) | 12-10 | 1st | +0.5 | 3,032 2:32 |
| 5/2 | DUR | L | 8-6 | H. Wood (1-0) | A. Wojciechowski (1-1) | R. Stanek (2) | 12-11 | 2nd | -0.5 | 2,745 3:30 |
| 5/3 | LOU | W | 6-5 (10) | J. Mariñez (1-3) | B. Rowen (0-1) | | 13-11 | 2nd | -0.5 | 3,258 3:26 |
| 5/4 | LOU | W | 5-4 | J. Edgin (3-0) | E. Mitchell (0-1) | | 14-11 | 2nd | -0.5 | 7,188 2:46 |
| 5/5 | LOU | W | 8-3 | A. Faulkner (2-0) | B. Rowen (0-2) | | 15-11 | 2nd | -0.5 | 6,269 2:59 |
| 5/6 | LOU | W | 2-1 | T. Melville (4-0) | R. Stephenson (1-4) | D. Hart (3) | 16-11 | 1st | +0.5 | 3,183 2:26 |
| 5/7 | dur | L | 4-1 | A. Banda (4-2) | J. Yacabonis (0-1) | | 16-12 | 2nd | -0.5 | 3,416 2:10 |
| 5/8 | dur | W | 13-0 | D. Hess (2-0) | C. Hu (0-2) | | 17-12 | 1st | +0.5 | 8,756 2:43 |
| 5/9 | dur | L | 5-2 | C. Lee (0-1) | J. Schultz (1-1) | I. Gibaut (1) | 17-13 | 2nd | -0.5 | 4,342 2:49 |
| 5/10 | dur | L | 4-3 | A. Kolarek (2-0) | J. Rodriguez (0-2) | | 17-14 | 2nd | -1.5 | 7,485 2:24 |
| 5/11 | gwn | W | 10-3 | T. Melville (5-0) | M. Fried (1-1) | | 18-14 | 2nd | -1.5 | 2,941 2:59 |
| 5/12 | gwn | W | 4-2 | J. Rodriguez (1-2) | M. Wisler (1-2) | D. Hart (4) | 19-14 | 2nd | -1.5 | 8,783 2:23 |
| 5/13 | gwn | L | 10-0 | K. Allard (3-1) | M. Wotherspoon (1-2) | | 19-15 | 2nd | -1.5 | 2,198 2:16 |
| 5/15 | IND | L | 10-8 | D. Magnifico (1-1) | C. Lee (0-2) | J. Hellweg (7) | 19-16 | 2nd | -2.5 | 3,317 2:58 |
| 5/16 | IND | W | 4-3 | M. Wotherspoon (2-2) | B. Schultz (0-1) | | 20-16 | 2nd | -2.0 | 2,708 2:40 |
| 5/17 | IND | L | 6-0 | C. Holmes (2-2) | J. Gurka (1-2) | | 20-17 | 2nd | -3.5 | 5,066 2:48 |
| 5/18 | LOU | L | 4-2 | R. Stephenson (3-4) | T. Melville (5-1) | K. Quadenbush (4) | 20-18 | 2nd | -4.5 | 5,556 2:58 |
| 5/20-1 | LOU | W | 3-1 (7) | A. Wojciechowski (2-1) | J. Lopez (0-5) | J. Mariñez (5) | 21-18 | 2nd | -- | 1:58 |
| 5/20-2 | LOU | W | 6-5 (7) | R. Meisinger (1-0) | D. Tapia (2-3) | J. Rodriguez (1) | 22-18 | 2nd | -3.5 | 4,375 2:12 |
| 5/21 | cha | L | 12-6 | J. Stephens (1-1) | Y. Ramirez (1-3) | | 22-19 | 2nd | -4.5 | 8,048 2:59 |
| 5/22 | cha | W | 9-3 | J. Yacabonis (1-1) | T. House (1-6) | | 23-19 | 2nd | -4.0 | 8,854 2:48 |
| 5/23 | cha | W | 6-3 | J. Rodriguez (2-2) | R. Scatill (2-2) | | 24-19 | 2nd | -2.5 | 7,502 2:56 |
| 5/24 | cha | W | 5-4 (10) | D. Hart (1-0) | J. Minaya (0-3) | | 25-19 | 2nd | -1.5 | 8,136 2:54 |
| 5/25 | tol | W | 6-3 | J. Means (1-0) | J. Turley (4-2) | J. Rodriguez (2) | 26-19 | 2nd | -1.5 | 8,973 3:08 |
| 5/26 | tol | W | 3-2 | A. Wojciechowski (3-1) | R. Carpenter (1-6) | D. Hart (5) | 27-19 | 2nd | -0.5 | 9,028 2:48 |
| 5/27 | tol | W | 8-4 | Y. Ramirez (2-3) | J. Zimmermann (0-1) | | 28-19 | 1st | +0.5 | 5,680 3:00 |
| 5/28 | tol | L | 1-0 | D. VerHagen (2-0) | M. Wotherspoon (2-3) | J. Barbato (4) | 28-20 | 2nd | -0.5 | 5,511 2:13 |
| 5/29 | PAW | L | 5-1 | J. Haley (2-6) | T. Melville (5-2) | | 28-21 | 2nd | -0.5 | 2,866 2:25 |
| 5/30 | PAW | L | 4-2 | F. Rodriguez Jr. (2-1) | J. Means (1-1) | R. Brasier (5) | 28-22 | 2nd | -0.5 | 4,074 3:00 |
| 5/31 | PAW | L | 4-3 | J. Beeks (3-3) | A. Wojciechowski (3-2) | W. Jerez (4) | 28-23 | 2nd | -0.5 | 3,649 2:35 |

| JUNE (13-15) Batting: .264 AVG, 21 HR, 4.6 Runs Per Game Pitching: 4.37 ERA, 7 Saves | | | | | | | | | | |
|--|-----|-----|------------|------------------------|------------------------|------------------|--------|-----|------|-------------|
| Date | OPP | W/L | Score | Winning P | Losing P | Save | Record | PL | GB | ATT TOG |
| 6/1 | ROC | L | 3-1 | A. Mejia (1-1) | Y. Ramirez (2-4) | T. May (1) | 28-24 | 2nd | -1.5 | 7,021 2:33 |
| 6/2 | ROC | W | 7-3 | J. Yacabonis (2-1) | N. Anderson (2-1) | | 29-24 | 2nd | -1.5 | 8,083 2:51 |
| 6/5 | col | L | 7-4 | L. Eubank (3-1) | T. Melville (5-3) | C. Hill (2) | 29-25 | 2nd | -1.0 | 6,766 2:56 |
| 6/6 | col | L | 3-2 (10) | B. Taylor (2-1) | M. Wotherspoon (2-4) | | 29-26 | 2nd | -2.0 | 7,130 3:05 |
| 6/7 | col | W | 7-4 | A. Faulkner (3-0) | L. Head (1-1) | D. Hart (6) | 30-26 | 2nd | -2.0 | 10,100 2:44 |
| 6/8 | tol | W | 3-1 | Y. Ramirez (3-4) | T. Alexander (1-1) | J. Mariñez (6) | 31-26 | 2nd | -2.0 | 7,668 2:10 |
| 6/9 | tol | W | 7-2 | J. Yacabonis (3-1) | A. Ladwig (5-2) | | 32-26 | 2nd | -2.0 | 9,386 2:34 |
| 6/10 | tol | L | 8-3 | P. Voelker (3-3) | T. Melville (5-4) | | 32-27 | 2nd | -3.0 | 8,477 2:42 |
| 6/12-1 | GWN | W | 1-0 (7) | J. Means (2-1) | W. Parsons (1-1) | J. Mariñez (7) | 33-27 | 2nd | -- | 1:40 |
| 6/12-2 | GWN | L | 2-1 (7) | E. Phillips (3-3) | T. Scott (0-1) | J. Ravin (4) | 33-28 | 2nd | -2.5 | 3,569 1:59 |
| 6/13 | GWN | L | 10-2 | M. Fried (2-3) | A. Wojciechowski (3-3) | | 33-29 | 2nd | -2.5 | 4,450 2:54 |
| 6/14 | CHA | W | 6-4 | J. Rodriguez (3-2) | M. Kopech (2-5) | J. Mariñez (8) | 34-29 | 2nd | -1.5 | 5,087 3:02 |
| 6/15 | CHA | L | 7-2 | C. Fulmer (3-2) | T. Melville (5-5) | | 34-30 | 2nd | -2.5 | 6,335 3:03 |
| 6/16 | CHA | W | 4-3 | J. Mariñez (2-3) | T. Veira (0-2) | | 35-30 | 2nd | -1.5 | 8,562 2:24 |
| 6/17 | CHA | W | 11-4 | J. Rodriguez (4-2) | A. Bummer (0-1) | | 36-30 | 2nd | -0.5 | 6,419 3:32 |
| 6/19 | ind | L | 4-2 | C. Holmes (6-3) | P. Fry (0-1) | J. Hellweg (11) | 36-31 | 2nd | -1.5 | 8,958 2:37 |
| 6/20 | ind | L | 5-3 | N. Kingham (4-1) | A. Wojciechowski (3-4) | B. Schultz (3) | 36-32 | 2nd | -1.5 | 8,244 2:39 |
| 6/21 | ind | L | 4-3 (6) | T. Eppler (7-3) | J. Yacabonis (3-2) | J. Liranzo (1) | 36-33 | 2nd | -2.5 | 7,608 1:57 |
| 6/22 | lou | W | 16-1 | J. Means (3-1) | B. Finnegan (2-6) | | 37-33 | 2nd | -2.5 | 7,344 2:33 |
| 6/23 | lou | L | 13-12 (10) | T. Rainey (2-1) | D. Snelten (0-1) | | 37-34 | 2nd | -2.5 | 9,726 3:16 |
| 6/24 | lou | L | 5-1 | C. Reed (2-5) | Y. Ramirez (3-5) | | 37-35 | 2nd | -3.5 | 7,012 2:28 |
| 6/25-1 | GWN | W | 4-1 (7) | A. Wojciechowski (4-4) | M. Socolovich (1-3) | J. Mariñez (9) | 38-35 | 2nd | -- | 2:32 |
| 6/25-2 | GWN | W | 7-4 (7) | A. Faulkner (4-0) | A. Santiago (2-3) | D. Snelten (1) | 39-35 | 2nd | -2.0 | 7,137 2:12 |
| 6/26 | GWN | W | 3-2 | R. Love (1-0) | K. Allard (5-3) | R. Meisinger (1) | 40-35 | 2nd | -2.0 | 3,419 2:11 |
| 6/27 | GWN | W | 6-5 (10) | D.J. Snelten (1-1) | C. Bell (2-1) | | 41-35 | 2nd | -1.5 | 5,123 3:15 |
| 6/28 | DUR | L | 12-1 | C. Hu (3-6) | T. Melville (5-6) | | 41-36 | 2nd | -2.5 | 4,264 2:39 |
| 6/29 | DUR | L | 5-3 | R. Weber (5-3) | M. Wotherspoon (2-5) | R. Alaniz (1) | 41-37 | 2nd | -3.5 | 6,090 2:51 |
| 6/30 | DUR | L | 11-8 (11) | M. Franco (2-1) | A. Faulkner (4-1) | A. Kolarek (3) | 41-38 | 2nd | -4.5 | 9,102 3:51 |

| JULY (17-12) | | | | Batting: .245 AVG, 22 HR, 3.6 Runs Per Game | | | Pitching: 3.40 ERA, 5 Saves | | | | |
|--------------|-----|-----|----------|---|----------------------|-----------------|-----------------------------|-----|------|--------|------|
| Date | OPP | W/L | Score | Winning P | Losing P | Save | Record | PL | GB | ATT | TOG |
| 7/1 | DUR | L | 8-6 | J. Schultz (2-1) | J. Rodríguez (4-3) | R. Alaniz (2) | 41-39 | 2nd | -5.5 | 3,015 | 3:19 |
| 7/2 | CHA | W | 3-2 | T. Melville (6-6) | G. Infante (2-4) | J. Mariñez (10) | 42-39 | 2nd | -5.5 | 4,058 | 2:23 |
| 7/3 | CHA | W | 4-0 | D. Snelten (2-1) | J. Stephens (3-3) | | 43-39 | 2nd | -5.5 | 7,570 | 2:40 |
| 7/4 | gwn | W | 10-5 | J. Rodríguez (5-3) | M. Wisler (2-4) | | 44-39 | 2nd | -4.5 | 9,972 | 3:02 |
| 7/5 | gwn | L | 4-3 | T. Toussaint (1-0) | C. Tillman (0-1) | J. Webb (2) | 44-40 | 2nd | -5.5 | 2,203 | 2:33 |
| 7/6 | dur | W | 1-0 | A. Wojciechowski (5-4) | F. Snow (5-5) | J. Mariñez (11) | 45-40 | 2nd | -4.5 | 7,318 | 2:26 |
| 7/7 | dur | W | 5-0 | J. Means (4-1) | Z. Lee (2-2) | | 46-40 | 2nd | -3.5 | 10,017 | 2:39 |
| 7/8 | dur | L | 7-4 | K. Bird (1-0) | D. Hess (2-1) | | 46-41 | 2nd | -4.5 | 8,321 | 2:55 |
| 7/12 | GWN | L | 4-1 | M. Wisler (3-4) | M. Wotherspoon (2-6) | J. Webb (3) | 46-42 | 2nd | -4.5 | 4,613 | 2:49 |
| 7/13 | GWN | W | 5-4 (10) | E. Gamboa (1-0) | R. Brothers (2-4) | | 47-42 | 2nd | -4.5 | 6,045 | 2:49 |
| 7/14 | GWN | L | 4-3 | E. Leyva (1-1) | F. Jiménez (0-1) | J. Webb (4) | 47-43 | 2nd | -4.5 | 8,371 | 2:49 |
| 7/15 | GWN | L | 9-2 | W. Parsons (5-2) | D.J. Snelten (2-2) | | 47-44 | 2nd | -5.5 | 4,727 | 3:19 |
| 7/16 | buf | L | 8-1 | B. Cumpston (2-0) | D. Hess (2-2) | | 47-45 | 2nd | -6.5 | 5,579 | 2:28 |
| 7/17 | buf | L | 7-3 | S. Reid-Foley (6-2) | J. Yacabonis (3-3) | | 47-46 | 2nd | | 6,233 | 2:43 |
| 7/18 | buf | W | 5-4 (10) | L. Long (1-0) | J. Shafer (3-2) | E. Gamboa (1) | 48-46 | 2nd | -5.5 | 10,704 | 2:54 |
| 7/19-1 | roc | W | 1-0 (7) | J. Means (5-1) | K. Stewart (0-2) | | 49-46 | 2nd | | -- | 1:44 |
| 7/19-2 | roc | W | 1-0 (7) | A. Faulkner (5-1) | G. Moya (1-1) | | 50-46 | 2nd | -5.0 | 5,369 | 1:44 |
| 7/20 | roc | W | 7-2 | R. Meisinger (2-0) | L. Bard (1-2) | E. Gamboa (2) | 51-46 | 2nd | -4.0 | 10,823 | 2:35 |
| 7/21 | roc | W | 5-3 | D. Hess (3-2) | F. Romero (2-2) | A. Faulkner (2) | 52-46 | 2nd | -4.0 | 11,024 | 2:27 |
| 7/22 | roc | W | 9-5 | S. Gilmartin (1-0) | Z. Littell (1-4) | | 53-46 | 2nd | -3.0 | 8,449 | 3:10 |
| 7/25-1 | SYR | W | 2-1 (7) | D. Hart (2-0) | A. Voth (4-7) | | 54-46 | -- | -- | 4,033 | 1:52 |
| 7/25-2 | SYR | L | 8-1 (7) | T. Collins (2-3) | M. Wotherspoon (2-7) | | 54-47 | 2nd | -4.0 | 4,033 | 2:04 |
| 7/26-1 | SYR | W | 2-1 (7) | C. Carroll (4-0) | J. Edgin (4-3) | | 55-47 | -- | -- | 5,265 | 2:01 |
| 7/26-2 | SYR | W | 6-5 (13) | T. Melville (7-6) | C. Smith (3-3) | | 56-47 | 2nd | -3.5 | 5,265 | 3:21 |
| 7/27 | TOL | L | 7-2 | M. Hall (1-0) | J. Yacabonis (3-4) | | 56-48 | 2nd | -3.5 | 6,754 | 2:32 |
| 7/28 | TOL | W | 5-1 | J. Rogers (7-8) | J. Turner (1-4) | | 57-48 | 2nd | -3.5 | 7,301 | 2:15 |
| 7/29 | TOL | L | 3-0 | A. Lewicki (5-5) | L. Gonzalez (0-1) | Z. Houston (5) | 57-49 | 2nd | -3.5 | 5,628 | 2:33 |
| 7/30 | cha | L | 5-3 | S. Adams (3-3) | J. Means (5-2) | I. Hamilton (5) | 57-50 | 2nd | -3.5 | 8,530 | 2:36 |
| 7/31 | cha | W | 4-3 (11) | E. Gamboa (2-0) | A. Bummer (2-3) | | 58-50 | 2nd | -3.0 | 7,546 | 3:01 |

A photograph of baseball player Justin Turner in a Norfolk Tides uniform. He is wearing a black jersey with "Norfolk" in orange script, white pants, a blue helmet with a "T" logo, and orange and white batting gloves. He is holding a black camera in his right hand. The background shows a baseball field with a blue wall and a green field.

JUSTIN TURNER



TIDES HISTORY

TIDES HISTORY

The city of Norfolk had been without pro baseball since the Tars of the Piedmont League folded on July 13, 1955. The Portsmouth Merrimacs finished that season, but the league folded after the year.

A South Atlantic League exhibition game was held in Portsmouth at Lawrence Stadium and was followed by a study by Joe Ryan and Marshall Fox (who became the first General Manager of the Tides) to bring baseball back to the area. A Tidewater franchise in the South Atlantic League was granted in 1961 to businessman William McDonald of Miami, FL.

The name “Tides” was selected in a contest conducted by The Virginian-Pilot. Mariners was the name of choice, but editor Robert Mason liked the sound and alliteration of Tidewater Tides.

The team operated in the South Atlantic League for two years, the first as an independent, and the second with a Cardinals working agreement. Granny Hamner, the former Phillie Whiz Kid, was the first manager.

In 1963, the Sally League decided against continuing in Virginia because of travel requirements and the prospect of losing baseball again loomed. However, Dave Rosenfield, Assistant GM in 1962, led a local group to gain admittance to the Carolina League in tandem with a Peninsula franchise.

The Tides operated in the Carolina League for six years under Tidewater Professional Sports, Inc., which was led by the late Richard J. Davis, a former Lieutenant Governor of Virginia.

In 1969, the New York Mets moved their Triple-A International League franchise from Jacksonville, FL to Tidewater. T.P.S. Inc. continued to run the team, but it was owned by the Mets. That first year in Triple-A was played in Portsmouth’s Lawrence Stadium and the Tides went on to win the pennant under manager Clyde McCullough. At the same time, the Mets helped the City of Norfolk finance the construction of 6,200 seat Met Park.

The Tidewater Tides enjoyed unparalleled success in the 70s and 80s, as Tidewater won Governors’ Cup championships in 1972, ’75, ’82, ’83 and ’85. During that time, the Tides competed in the first and last Fall Classic of Minor League Champions, the last Junior World Series, and they won the first Triple-A World Series in 1983 - a fall classic that was not played again until 1998.

The Tides captured the 1982 Governors’ Cup, beating Columbus and Rochester en route to the title. The team’s playoff run was bolstered by a young outfielder named Darryl Strawberry, who also opened the 1983 season with the Tides before being promoted to New York, where he would embark on an All-Star career. The 1983 Tides were skippered by Davey Johnson, who led the Tides to the Governors’ Cup Title before going on to manage the Mets in 1984.

The success in Tidewater translated to the major leagues as well. When the New York Mets won the World Series over the Boston Red Sox in 1986, they did so with a team that consisted of 14 former Tides, a list that included stars like Dwight Gooden, Darryl Strawberry, Kevin Mitchell, Mookie Wilson, Wally Backman, Ron Darling and Lenny Dykstra, among others. Former Tides skipper Davey Johnson managed that squad to their first World Series title since 1969.

The Tides continued their strong performances in the late 80s, as Mike Cubbage’s 1987 team won the International League pennant by virtue of having the best record. Several team records were set during that 1987 campaign, and the Tides advanced to the IL Finals only to be upset by the Pawtucket Red Sox. The Tides advanced to the IL Finals in 1988, but fell in four games to the Rochester Red Wings.

The Tides franchise saw many changes during the early 1990s, as the Mets agreed to sell the franchise to a group led by businessman Ken Young in 1992. That year ground was also broken on a new state-of-the-art facility in downtown Norfolk. The club dropped the Tidewater name in favor of Norfolk to give the team a national geographic presence. Also, the City of Norfolk was quite instrumental in keeping the team in the area by getting the new stadium financed and built.

Harbor Park was opened on April 14, 1993, as the Tides beat the Ottawa Lynx 2-0 in front of a capacity crowd of 12,113. The Tides set a franchise record for attendance in 1993 when 542,040 fans bought tickets to a game at Harbor Park. General Manager Dave Rosenfield won his 4th IL Executive of the Year Award and the team won its first John H. Johnson President’s Trophy from the National Association of Professional Baseball Leagues. This award is emblematic of the “complete” baseball franchise. It is based on the club’s history, commitment to the community, and success financially and at the box office.

In 1994, the Tides won the Triple-A Bob Freitas Award from *Baseball America*, and the club once again set an attendance record with 557,586 fans. The Tides established another new attendance record in 1995, as 586,317 fans watched the Tides advance to the International League postseason for the first time since 1988.

The 1995 season was Harbor Park’s first foray into postseason play as the Tides tied the franchise record with 86 wins, a mark last accomplished in 1975. The Tides were selected by *Baseball America* as its “Team Of The Year” as more than a dozen players graduated to the Major League level during the year. Norfolk swept the IL postseason awards, as Jason Isringhausen was named Rookie of the Year and Pitcher of the Year, Butch Huskey was named IL MVP, and Toby Harrah was named IL Manager of the Year. The Tides beat Richmond in the IL Semifinals, but fell to Ottawa in six games in the IL Championship series.

1996 saw a return to postseason play, and also the return of a manager. Bobby Valentine returned to skipper the Tides, becoming the first manager to serve a second tour of duty at the helm of the Tides. Valentine’s return did not last the full season, however, as he was promoted to New York to replace Dallas Green as the Mets manager on August 26th, taking longtime pitching coach Bob Apodaca with him. The Tides went on to drop the IL Semifinals to Columbus.

Harbor Park played host to some large concerts near the turn of the century, as Leann Rimes (1996), Tim McGraw (1997), Willie Nelson (2009), John Mellencamp (2009) and Bob Dylan (2009) all played Harbor Park.

The Tides hosted the 11th Annual Triple-A All-Star Classic in 1998 to rave reviews in front of a national television and radio audience. Outfielder Benny Agbayani made the All-Star Game a memorable one, as

he and his wife were married at home plate prior to that night’s contest. Manager Rick Dempsey and his team finished the season with a 70-72 record as they finished 2nd in the South Division of the expanded IL, behind newcomer Durham.

Former player John Gibbons returned to manage the Tides in 1999, as he led the Tides to a 77-63 mark. Gibbons skippered the Tides in both 2000 and 2001, and he led the club to the IL postseason in 2001 after posting an 86-57 mark. The 2001 squad won the division by 12 games, but a series of September callups decimated the squad as Norfolk fell in the first round of the playoffs to Louisville.

The Tides suffered back-to-back losing campaigns in 2002 and 2003, but the 2003 campaign featured New York’s top prospect in shortstop Jose Reyes. The youngster dazzled in his brief time with the Tides, swiping 26 bases before his promotion in June. Later during that 2003 season, the Tides set numerous attendance records when fans flocked to Harbor Park to get a glimpse of future Hall of Famer Mike Piazza in a rehab assignment. Piazza homered once during his five-game stint with the Tides before he returned to New York.

The 2004 season was highlighted by the promotion of Chesapeake native David Wright to the Tides in mid-June. Wright hit .298 with 8 home runs and 17 RBI in just 31 games with Norfolk before being promoted to New York in July. Wright would go on to become a seven-time All-Star with the Mets, helping New York to the postseason in 2006 and 2015.

The Tides returned to the playoffs in 2005, as manager Ken Oberkfell helped the Tides win the South Division by a record 14.0 games. Pitcher Jason Scobie earned the starting nod at the Triple-A All-Star game and eventually tied a Tides franchise record with 15 wins, while Brian Daubach powered Norfolk’s offense throughout the season. The Tides fell to eventual league champion Toledo in five games in the semifinals of the playoffs.

Norfolk struggled to a 57-84 mark in 2006, using a season-ending five-game winning streak to avoid posting the worst record in franchise history. 26 different Tides appeared in the major leagues, including John Maine and Oliver Perez, who both pitched tremendously for the parent New York Mets during the postseason. 2006 turned out to be the 38th and final year for the Tides as the Mets Triple-A affiliate, as Norfolk partnered with the Baltimore Orioles after the season concluded.

The 2007 season got off to a great start, as the Baltimore Orioles defeated the Washington Nationals in a Major League spring training game in front of a sellout crowd at Harbor Park. Mike Cervenak became the first Tides player to lead the league in hits in 11 years.

On October 28, 2008, Democratic presidential nominee Barack Obama campaigned before a crowd of over 20,000 at Harbor Park. One week later, he was named the 44th president of the United States.

The 2009 Tides found themselves with the top record in all of minor league baseball (34-15) when play began on June 1, but that success was limited once the club lost several players to Baltimore, including Nolan Reimold, Matt Wieters, Brad Bergesen, and David Hernandez. Strong pitching performances by youngsters Chris Tillman and Jake Arrieta, as well as a solid offensive season from infielder Justin Turner helped Norfolk end the year with a 71-71 record.

The 2010 season saw a midseason managerial change, as Bobby Dickerson replaced Gary Allenson on June 4 after Allenson was promoted to the Baltimore Orioles coaching staff. The season was highlighted by a nine-inning no-hitter from 22-year-old Chris Tillman, who tossed the gem on April 28 at Gwinnett.

Norfolk returned to its winning ways in 2012, as new manager Ron Johnson navigated a staggering amount of roster moves to guide the Tides to a 74-70 record - Norfolk’s first winning season as an Orioles affiliate. The Tides set an IL record by using 75 different players, and Baltimore advanced to the postseason for the first time since 1997.

The 2013 Tides nearly returned to the postseason, as Norfolk took a one-game lead in the Wild Card standings into the final day of the season, only to see Rochester pull even with a last day win. Norfolk and Rochester each finished with identical 77-67 records, but the Red Wings advanced to the playoffs due to winning the season series. Norfolk closer Jairo Asencio led the league with 28 saves and was named to the postseason All-Star team.

In Ron Johnson’s third year at the helm of the Tides, Norfolk finished in third place in the IL South. Twenty one different players played for both the Tides and Orioles, as Baltimore won the American League East Division for the first time since the 1997 campaign. The O’s defeated the Detroit Tigers in the ALDS before falling to the Kansas City Royals in the American League Championship Series.

Norfolk returned to the postseason in 2015 by finishing 78-66 atop the difficult IL South - the first division in league history to have each of its teams finish above the .500 mark. Ron Johnson was named IL Manager of the Year, while closer Oliver Drake and outfielder Daniel Álvarez were both named to the postseason All-Star Team. Youngsters Christian Walker, Tyler Wilson and Mike Wright helped lead the Tides into the playoffs, where Norfolk lost a five-game series to eventual IL Champions Columbus.

The Tides missed the postseason in 2016, but several former Tides were instrumental in helping the Orioles advance to the AL Wild Card Game - Baltimore’s third playoff appearance over a five-year span.

2017 kicked off with an Exhibition Game between the Tides and Orioles, the fifth time the O’s had played in Norfolk since 2007. In the 25th season of baseball at Harbor Park, Norfolk finished with a 66-76 record. Veteran slugger Pedro Álvarez was named to the postseason All-Star team after ranking among league leaders in home runs (5th, 26) and RBI (2nd, 89).

In 2018, the Tides were in the thick of a playoff chase all season long, but a late-season skid dropped Norfolk to 69-71. The Tides saw 33 different players appear with Norfolk and Baltimore, with 13 players making their Major League debuts with the Orioles.

TRIPLE-A YEAR-BY-YEAR RECORDS

| YEAR | TOTAL | HOME | ROAD | PCT. | POS | GB-A | MANAGER |
|---------|-----------|-----------|-----------|------|------------|-------|--------------------|
| 1969* | 76-59 | 35-32 | 41-27 | .563 | 1 | +1.5 | Clyde McCullough |
| 1970* | 74-66 | 42-28 | 32-38 | .529 | 4 | -10.0 | Chuck Hiller |
| 1971* | 79-61 | 46-24 | 33-37 | .564 | 2 | -7.0 | Hank Bauer |
| 1972*\$ | 78-65 | 40-30 | 38-35 | .545 | 3 | -2.5 | Hank Bauer |
| 1973* | 75-70 | 44-30 | 31-40 | .517 | 2-National | -10.0 | John Antonelli |
| 1974 | 57-82 | 31-35 | 26-47 | .410 | 4-Southern | -28.5 | John Antonelli |
| 1975*\$ | 86-55 | 50-21 | 36-34 | .610 | 1 | +1.0 | Joe Frazier |
| 1976 | 60-78 | 34-35 | 26-43 | .435 | 7 | -28.0 | Tom Burgess |
| 1977* | 73-67 | 41-30 | 32-37 | .521 | 3 | -7.0 | Frank Verdi |
| 1978 | 69-71 | 38-33 | 31-38 | .493 | 5 | -16.0 | Frank Verdi |
| 1979* | 73-67 | 37-32 | 36-35 | .521 | 4 | -12.5 | Frank Verdi |
| 1980 | 67-72 | 31-39 | 36-33 | .482 | 6 | -15.5 | Frank Verdi |
| 1981* | 70-68 | 35-34 | 35-34 | .507 | 3 | -17.5 | Jack Aker |
| 1982*\$ | 74-63 | 35-32 | 39-31 | .540 | 3 | -7.0 | Jack Aker |
| 1983*\$ | 71-68 | 33-35 | 38-33 | .511 | 4 | -11.5 | Davey Johnson |
| 1984 | 71-69 | 39-31 | 32-38 | .507 | 5 | -11.5 | Bob Schaefer |
| 1985*\$ | 75-64 | 38-31 | 37-33 | .540 | T3 | -3.5 | Bob Schaefer |
| 1986* | 74-66 | 41-29 | 33-37 | .529 | 4 | -6.0 | Sam Perlozzo |
| 1987* | 81-59 | 43-24 | 38-35 | .579 | 1 | +4.0 | Mike Cubbage |
| 1988* | 77-64 | 46-25 | 31-39 | .546 | 1-East | +11.0 | Mike Cubbage |
| 1989 | 77-69 | 41-32 | 36-37 | .527 | 2-West | -4.0 | Mike Cubbage |
| 1990 | 79-67 | 40-31 | 39-36 | .541 | 2-West | -8.0 | Steve Swisher |
| 1991 | 77-65 | 43-27 | 34-38 | .542 | 2-West | -7.0 | Steve Swisher |
| 1992 | 56-86 | 31-34 | 25-52 | .394 | 4-West | -38.0 | Clint Hurdle |
| 1993 | 70-71 | 36-34 | 34-37 | .496 | 4-West | -16.0 | Clint Hurdle |
| 1994 | 67-75 | 31-39 | 36-36 | .472 | 4-West | -13.5 | Bobby Valentine |
| 1995* | 86-56 | 45-26 | 41-30 | .606 | 1-West | +10.5 | Toby Harrah |
| 1996* | 82-59 | 42-28 | 40-31 | .582 | 2-West | -2.5 | Valentine/Benedict |
| 1997 | 75-67 | 32-36 | 43-31 | .528 | 3-West | -4.0 | Rick Dempsey |
| 1998 | 70-72 | 31-40 | 39-32 | .493 | 2-South | -9.0 | Rick Dempsey |
| 1999 | 77-63 | 39-29 | 38-34 | .550 | 3-South | -4.5 | John Gibbons |
| 2000 | 65-79 | 33-39 | 32-40 | .451 | 3-South | -16.5 | John Gibbons |
| 2001* | 85-57 | 47-25 | 38-32 | .599 | 1-South | 12.0 | John Gibbons |
| 2002 | 70-73 | 41-31 | 29-42 | .490 | 3-South | -9.5 | Bobby Floyd |
| 2003 | 67-76 | 34-37 | 33-39 | .468 | 3-South | -7.5 | Bobby Floyd |
| 2004 | 72-72 | 37-38 | 35-34 | .500 | 3-South | -8.5 | John Stearns |
| 2005* | 79-65 | 44-28 | 35-37 | .549 | 1-South | +14.0 | Ken Oberkfell |
| 2006 | 57-84 | 32-38 | 25-46 | .404 | 3-South | -22.0 | Tijerina/Oberkfell |
| 2007 | 69-74 | 36-35 | 33-39 | .483 | 3-South | -11.0 | Gary Allenson |
| 2008 | 64-78 | 34-38 | 30-40 | .451 | 2-South | -9.0 | Gary Allenson |
| 2009 | 71-71 | 37-33 | 34-38 | .500 | 3-South | -11.0 | Gary Allenson |
| 2010 | 67-77 | 39-33 | 28-44 | .465 | T3-South | -21.5 | Allenson/Dickerson |
| 2011 | 56-87 | 33-38 | 23-49 | .392 | 4-South | -24.5 | Gary Allenson |
| 2012 | 74-70 | 44-30 | 30-40 | .514 | 2-South | -9.0 | Ron Johnson |
| 2013 | 77-67 | 40-32 | 37-35 | .575 | 2-South | -10.0 | Ron Johnson |
| 2014 | 65-79 | 37-35 | 28-44 | .451 | 3-South | -10.0 | Ron Johnson |
| 2015* | 78-66 | 38-34 | 40-32 | .542 | 1-South | +1.0 | Ron Johnson |
| 2016 | 62-82 | 33-39 | 29-43 | .431 | 4-South | -3.5 | Ron Johnson |
| 2017 | 66-76 | 34-37 | 32-39 | .465 | 3-South | -20.0 | Ron Johnson |
| 2018 | 69-71 | 36-34 | 33-37 | .493 | 3-South | -10.5 | Ron Johnson |
| TOTALS | 3589-3488 | 1899-1623 | 1690-1847 | .507 | | | |

* - Made IL Playoffs \$ - Won Governors Cup

TIDES AFFILIATIONS SINCE 1961

| YEAR | LEAGUE | AFFILIATION | RECORD |
|-----------|---------------------|-----------------------|--------------------|
| 1961 | South Atlantic (A) | Independent | 66-72 (.478) |
| 1962 | South Atlantic (A) | St. Louis Cardinals | 55-85 (.393) |
| 1963 | Carolina (A) | Independent | 65-79 (.451) |
| 1964-65 | Carolina (A) | Chicago White Sox | 151-131 (.535) |
| 1966-68 | Carolina (A) | Philadelphia Phillies | 208-209 (.499) |
| 1969-2006 | International (AAA) | New York Mets | 2,771-2,590 (.517) |
| 2007- | International (AAA) | Baltimore Orioles | 818-898 (.477) |

TIDES RECORDS AT HOME BALLPARKS

| BALLPARK | YEARS | RECORD | WINNING PCT. |
|----------------------------|-----------|---------|--------------|
| Frank D. Lawrence Stadium | 1969 | 35-32 | .522 |
| Metropolitan Memorial Park | 1970-1992 | 899-702 | .562 |
| Harbor Park | 1993- | 965-886 | .521 |

TRIPLE-A PLAYOFF RESULTS

| YEAR | ROUND | RESULT |
|------|-----------------------|-----------------------------|
| 1969 | IL Semifinals | Lost to Columbus (3-1) |
| 1970 | IL Semifinals | Lost to Syracuse (3-0) |
| 1971 | IL Semifinals | Defeated Charleston (3-0) |
| 1971 | IL Finals | Lost to Rochester (3-2) |
| 1972 | IL Semifinals | Defeated Charleston (2-1) |
| 1972 | IL Finals | Defeated Louisville (3-2) |
| 1972 | Fall Classic | Lost to Caribbean All-Stars |
| 1973 | IL Semifinals | Lost to Pawtucket (3-2) |
| 1975 | IL Semifinals | Defeated Charleston (3-0) |
| 1975 | IL Finals | Defeated Syracuse (3-1) |
| 1975 | Junior World Series | Lost to Evansville (4-1) |
| 1977 | IL Semifinals | Lost to Charleston (3-1) |
| 1979 | IL Semifinals | Lost to Columbus (3-1) |
| 1981 | IL Semifinals | Lost to Richmond (3-2) |
| 1982 | IL Semifinals | Defeated Columbus (3-0) |
| 1982 | IL Finals | Defeated Rochester (3-0) |
| 1983 | IL Semifinals | Defeated Columbus (3-2) |
| 1983 | IL Finals | Defeated Richmond (3-1) |
| 1983 | Triple-A World Series | Won three-team tournament |
| 1985 | IL Semifinals | Defeated Maine (3-2) |
| 1985 | IL Finals | Defeated Columbus (3-1) |
| 1986 | IL Semifinals | Lost to Richmond (3-0) |
| 1987 | IL Semifinals | Defeated Pawtucket (3-1) |
| 1987 | IL Finals | Lost to Columbus (3-0) |
| 1988 | IL Finals | Lost to Rochester (3-1) |
| 1995 | IL West Playoff | Defeated Richmond (3-2) |
| 1995 | IL Finals | Lost to Ottawa (3-1) |
| 1996 | IL West Playoff | Lost to Columbus (3-0) |
| 2001 | IL Semifinals | Lost to Louisville (3-2) |
| 2005 | IL Semifinals | Lost to Toledo (3-2) |
| 2015 | IL Semifinals | Lost to Columbus (3-2) |



The 1983 Tides finished 71-68 under manager Davey Johnson before going on to win the Governors' Cup Championship. The team featured future big leaguers Darryl Strawberry, Wally Backman, Jose Oquendo, Ron Darling, Walt Terrell, Ron Gardenhire, Clint Hurdle and Terry Leach.



The 2015 Tides won the International League South after going 78-66. All four teams in the division finished with a record over .500 that season, the first time it had happened in league history.

-A-

Abbott, Kurt (00)
Abner, Shawn (95)
 Abreu, Miguel (10-11)
Accardo, Jeremy (11)
Acevedo, Juan (95-97)
 Acosta, Domingo (04)
Adams, David (14)
Adams, Mike (06)
Adams, Ryan (11-12)
 Additon, Nick (14, 16)
Agbayani, Benny (96-99,01)
Aguilera, Rick (85, 87-88)
Ahearne, Pat (96)
Aikens, Willie (86)
Albers, Matt (09)
 Alderson, Tim (13-14)
Aldridge, Cory (06)
Alfonzo, Edgardo (01, 06)
 Alicea, Edwin (95)
Allen, Neil (78)
 Allen, Ray (70)
Allen, Ron (70-71)
Allensworth, Jermaine (99)
 Allison, Tom (92-93)
 Almanzar, Michael (14-16)
Almonte, Edwin (03)
Alvarez, Dariel (14-16)
 Alvarez, Gerardo (07)
Álvarez, Pedro (17-18)
 Anderson, Bud (85)
 Anderson, Craig (07, 08)
Anderson, Dwain (74)
Anderson, Jason (03)
Anderson, Rick (80-86)
Andino, Robert (10, 12, 17)
Andrews, Fred (78)
Andrews, John (77)
Angle, Matt (10-11)
 Anicich, Mike (82)
Antonelli, Matt (12)
Apodaca, Bob (73,79)
Aquino, Greg (08)
Aquino, Jayson (16-18)
 Araiza, Armando (17-18)
Arrieta, Jake (09-10, 12-13)
 Arroyo, Luis (98)
 Arteaga, J.D. (00)
Asencio, Jairo (13)
Asher, Alec (17)
Ashford, Tucker (83)
Atkins, Mitch (11)
Aubrey, Michael (09, 10)
Aucoin, Derek (98)
Auerbach, Rick (77)
Ausanio, Joe (96)
Avery, Xavier (12-13, 16)
Ayala, Benny (74-76)
Aybar, Manny (05)
 Azuaje, Jesus (95, 97-98)

-B-

Bacani, David (04)
Backman, Wally (80-81, 83)
Bacsik, Mike (02-03)
Baez, Kevin (91-93, 99-01)
Bailey, Mark (89)
Baldwin, Billy (76-77)
Baldwin, James (04)
Baldwin, Reggie (80)
Baldwin, Rick (76-77)
Bale, John (02-03)
 Ballard, Mike (11)
Banks, Willie (00)
Bannister, Brian (05-06)
 Barfield, Josh (12)

Bark, Brian (96)
 Barker, Brandon (17)
Barnes, Lute (71-74)
 Baron, Jim (00)
Barry, Jeff (95)
 Bartlett, Bob (75)
Barton, Shawn (88-90)
Basak, Chris (02-06)
 Bascom, Timothy (10, 12)
 Bates, Fletcher (02)
 Bauer, John (72)
Bautista, Jose (99)
Beane, Billy (85)
Bearnarth, Larry (69-70)
Beato, Pedro (15-16)
Beatty, Blaine (89, 91)
 Beaulac, Eric (12)
Beck, Rich (69)
Beckham, Tim (18)
 Beerer, Scott (12)
Belfiore, Mike (13, 15)
Bell, Heath (02-06, 14)
Bell, Josh (10-12)
Bell, Mike (98-99)
Bell, Rob (07)
Beltran, Francis (07)
Beltran, Rigo (98-99)
 Beltre, Sergio (81-82)
Bennett, Gary (01)
 Bennett, Ryan (01)
Benton, Butch (77, 79-80)
Berenguer, Juan (78, 80)
Berenyi, Bruce (85-86)
Bergesen, Brad (09-12)
Berken, Jason (09, 11-12)
Bernard, Dwight (75-79)
Berry, Quintin (14)
 Berry, Tim (17)
Betemit, Wilson (13)
Bettendorf, Jeff (84-85)
 Bevis, P.J. (03-04)
Bibby, Jim (69, 71)
Bierbrodt, Nick (11)
 Biercievicz, Greg (82-83)
Bieser, Steve (97)
Bilardello, Dann (93)
Birkbeck, Mike (92, 95)
Birkins, Kurt (07)
 Bischoff, Matt (12-14)
Bishop, Mike (83)
Bittiger, Jeff (83-85)
Bleier, Richard (17)
Blocker, Terry (83-87)
Bobb, Randy (70-71)
Bochy, Bruce (81-82)
Bogar, Tim (90-92, 94)
Bohanon, Brian (97)
Boisclair, Bruce (73-75)
Boitano, Danny (81)
 Boka, Ben (95)
Bonilla, Bobby (99)
 Booker, Zach (09, 11-14)
Borbon, Julio (14-15)
Bottalico, Ricky (04)
 Boucher, Sebastien (07, 08)
Bourn, Michael (17)
Bournigal, Rafael (00)
Bowden, Michael (15)
Bowers, Brent (98)
 Bozied, Tagg (06)
Brach, Brad (14)
Bradley, Jed (17)
Bradley, Scott (92)
Bragg, Darren (01)
Brant, Marshall (78-79)

Brazell, Craig (03-05)
Brea, Lesli (00)
Bridwell, Parker (16-17)
 Brittan, Corey (01)
 Britton, Buck (10, 12-14)
 Britton, Phillip (10)
Britton, Zach (10-13, 18)
Brogna, Rico (94)
Brooks, Hubie (79-80)
Brooks, Jerry (99)
Bross, Terry (91)
Brown, Curt (69-71)
Brown, Jarvis (95)
Brown, Kevin (89-90)
Brown, Leon (76)
Brown, Randy (72)
 Brown, Tony (89)
 Brown, Travis (07, 08)
 Bruce, Mo (00)
Brugman, Jaycob (18)
Bruhert, Mike (74, 76-79)
Brunette, Justin (01-02)
 Bryant, Bobby (79)
 Buccheri, James (99)
Buchanan, Bob (87)
 Buckner, Jim (79)
Bukvich, Ryan (08)
 Bullard, Jason (96)
 Bullinger, Matt (83)
Bullock, Eric (93)
 Bundy, Bobby (16-17)
Burke, Greg (12)
Burnett, Alex (13)
Burnitz, Jeromy (92-94)
 Burns, Tom (86)
Burres, Brian (07, 08)
Burton, Jim (78)
Buschmann, Matt (15)
 Butterfield, Chris (94)
 Byard, David (04)
Bynum, Freddie (08)
Byrd, Paul (95-96)

-C-

Cabral, Cesar (15-16)
Cabrera, Everth (15)
Cabrera, Fernando (07-08)
Cabrera, Jolbert (09)
Calloway, Ron (05)
Cameron, Mike (05)
Cammack, Eric (99-00, 02-03)
 Camy, Don (69-70)
 Cann, Stu (69)
 Canzano, Tony (69-71)
Canzler, Russ (13)
Capra, Buzz (71-73)
Cardona, Javier (04)
 Carey, Todd (98)
 Carmichael, Al (86)
 Caronia, Anthony (15)
Carpenter, Bubba (01)
Carr, Chuck (90-91)
Carreon, Mark (85-89)
Carroll, Cody (18)
Carter, Gary (89)
 Carthel, Billy (71)
Casilla, Alexi (14)
Castellanos, Alex (17)
 Castiglione, Bob (70-71)
Castillo, Alberto B. (08-11)
Castillo, Alberto T. (95-98, 07)
Castillo, Juan (94)
Cedeno, Domingo (00)
Cepicky, Matt (07)
Cerda, Jaime (01-03)
Cerros, Juan (01-02)

Cervenak, Mike (07)
 Chalas, Miguel (14)
Chamberlain, Wes (97)
 Chancey, Bailey (98)
Chapman, Kelvin (79-80, 82-85)
Chavez, Endy (12)
 Chenard, Ken (05)
Cherry, Rocky (08)
 Chevalier, Virgil (02-03)
Chiasson, Scott (08-09)
 Chilcott, Steve (70)
Childress, Rocky (90)
 Chimelis, Joel (96)
Choice, Michael (17)
Christensen, John (83-85)
Christensen, McKay (02)
Christian, Justin (09)
 Christopherson, Eric (98)
 Cinnella, Doug (91-92)
Cintron, Alex (08)
 Cipot, Ed (78-80)
Clarey, Doug (77)
 Clark, Russell (79)
Clark, Zach (08-10, 12-13)
 Clements, Zac (06)
 Clendenin, Morgan (07)
Clevenger, Steve (13-15)
Clontz, Brad (98)
Coello, Robert (14)
 Cole, Joey (02, 04)
Coleman, Choo Choo (69)
Collazo, Willie (06)
Collins, Kevin (69)
 Collins, Mike (04)
 Colon, Dennis (98)
Colyer, Steve (05)
 Concepcion, Ambiorix (09)
Cone, David (87)
 Conley, Virgil (88)
Connors, Billy (69)
 Contreras, Joaquin (88-90)
Contreras, Nardi (75)
Cook, Mike (94)
Corcoran, Tim (86)
Cordero, Wil (05)
Corey, Mark (00-02)
Cormier, Lance (08)
Cornejo, Mardi (73, 77-78)
Cornelius, Reid (95)
 Cortright, Garrett (16)
Costanzo, Mike (08-09)
 Cotton, Billy (72-73)
Coulter, Chip (72)
Craig, Rodney (85)
Cram, Jerry (73-75)
Crawford, Joe (95-97)
Crespo, Cesar (07)
Crichton, Stefan (17)
 Croswell, Bobby (73-74)
Croushore, Rick (01)
Cruz, Jacob (06)
 Cruz, Ruben (77)
Cubbage, Mike (82)
 Cuervo, Ed (81)
 Cuevas, Angelo (87-88, 90)
 Cullen, Ryan (06)
 Cummings, Charlie (74)
 Curry, Mike (01-02)

-D-

Daly, Mark (81)
 Dancy, Bill (76)
 Darden, Tony (98-99)
Darensbourg, Vic (04)
Darling, Ron (82-83)
Dascenzo, Doug (94)

Daubach, Brian (95-96, 05)
David, Andre (87-88)
Davies, Zach (15)
Davis, Ben (08)
Davis, Blake (09-12)
 Davis, Jay (94-95)
Davis, Kane (02)
 Davis, Mike (82, 85-86)
 Davis, Ted (81)
De Jesus Jr., Ivan (14)
 De La Cruz, Kelvin (14)
De La Rosa, Dane (15)
 de San Miguel, Allan (12)
 DeButch, Mike (89-90)
Decker, Steve (98)
DeJohn, Mark (75-77)
 Del Orbe, Lazaro (72)
Delaney, Rob (13)
Delcarmen, Manny (13)
Delgado, Wilson (04)
 Delli Carri, Joe (92-93)
Denehy, Bill (70)
DePastino, Joe (02-03)
Despaigne, Odrisamer (16)
 Detienne, David (04)
Dewey, Mark (91-92)
 Deza, Fredy (08-09)
Diaz, Alex (90, 97)
 Diaz, Cesar (95)
 Diaz, Chico (71)
Diaz, Jumbo (11)
Diaz, Mario (90)
Diaz, Victor (04-06, 09)
Dickerson, Chris (13, 17)
DiFelice, Mike (05-06)
 Diggle, Ron (75-76)
DiLauro, Jack (69)
Dillman, Bill (72)
 Dina, Allen (01)
 DiStasi, Ernie (74)
Dixon, Tom (80-82)
 Dobie, Reggie (87-88)
 Donachie, Adam (10-11)
Donnels, Chris (91-92)
 Dorn, Chris (92)
Dorta, Melvin (09)
 Dosch, Drew (17-18)
Dotel, Octavio (98-99)
Dougherty, Jim (97)
 Douma, Todd (92)
Dowell, Ken (88-90)
 Doyle, Terry (15-16)
Doyne, Cory (07, 08)
Dozier, D.J. (91-92)
Drake, Oliver (11, 15-16)
Drese, Ryan (11)
Drummond, Tim (88-89)
Dubois, Jason (07)
Duensing, Brian (16)
 Duff, David (82)
 Dugan, Jim (69)
Duncan, Jeff (03-05)
Dunn, Todd (00)
Dwyer, Jim (76)
 Dye, Scott (81-83)
Dyer, Duffy (69)
Dykhoff, Radhames (00)
Dykstra, Lenny (85)
 Dziadkowiec, Andy (92)

-E-

Edens, Tom (86-89)
Edgin, Josh (18)
Edmondson, Brian (97)
Eenhoorn, Robert (98)
 Egan, Pat (10-12)

| | | | | |
|-------------------------------|---------------------------------|-------------------------------|----------------------------------|--------------------------|
| Eldridge, Rashad (06) | Gamboa, Eddie (12-15, 18) | Hallums, Tom (74) | Huffman, Phil (84) | King, Jason (92) |
| Elster, Kevin (87) | Garcia, Anderson (06) | Halter, Shane (99) | Hughes, Keith (90) | Kinkade, Mike (98-99) |
| Engbers, Don (70) | Garcia, Danny (03-04) | Haltiwanger, Garrick (99) | Hughes, Rhyne (09-11) | Kipper, Bob (94) |
| Engle, Tom (95) | Garcia, Freddy (13) | Halton, Sean (15) | Hundley, Todd (91, 98) | Kipper, Jordan (17) |
| Erbe, Brandon (10) | Garcia, Luis (05) | Hamilton, Darryl (00) | Hunter, Bert (92-93) | Kirby, Wayne (74) |
| Erickson, Scott (04) | Garcia, Omar (94-95) | Hammell, Al (94) | Hunter, Scott (98-99, 01) | Kirby, Wayne E. (98) |
| Escalona, Edgmer (14) | Garcia, Yunir (06) | Hammock, Robby (09) | Hunter, Tommy (12) | Kissane, Dennis (68) |
| Escat, Gene (15) | Gardenhire, Ron (81, 83, 85-86) | Hammon, Randy (76) | Huntzinger, Brock (14) | Klenda, Dave (76) |
| Escobar, Alex (01) | Gardiner, Mike (96) | Hampton, Ike (73-74) | Hurdle, Clint (83-84, 87) | Kleven, Jay (75-77) |
| Eshelman, Vaughn (01) | Gardner, Jeff (88-91) | Hamulack, Tim (05) | Hurst, Jonathan (94) | Kline, Doug (91-92) |
| Espinosa, Nino (75-76) | Gardner, Wes (84-85) | Haney, Todd (98-99) | Huskey, Butch (94-95, 98) | Kmak, Joe (94) |
| Espinosa, Ramon (97) | Garrett, Wayne (71) | Hansen, Jed (00, 05) | -I- | Knott, Jon (07) |
| Esposito, Ken (72-73) | Gaspar, Rod (70) | Hansen, Terrel (91-92) | Iglesias, Roberto (63) | Knotts, Gary (08) |
| Estrada, Frankie (71) | Gathright, Joey (09, 10) | Hardtke, Jason (95-97) | Innis, Jeff (87-90) | Kobel, Kevin (78) |
| Estrella, Leo (01) | Gausman, Kevin (13-16) | Hardy, J.J. (11, 17) | Iorg, Lee (77) | Komiyama, Satoru (02) |
| Etheridge, Bobby (72) | Geisler, Phil (97) | Hare, Shawn (94) | Iriki, Yusaku (06) | Koo, Dae-Sung (05) |
| Eufemia, Frank (92) | Gelatt, David (87) | Harnisch, Pete (97) | Ishii, Kazuhisa (05) | Koonce, Don (71) |
| Eveland, Dana (12, 15) | Gentry, Craig (17) | Harris, Brendan (11) | Ishikawa, Travis (13) | Kranepool, Ed (70) |
| Everett, Carl (95) | George, Chris (09-12) | Harris, Buddy (73) | Isringhausen, Jason (95, 97, 99) | Krynzel, Dave (09) |
| Exposito, Luis (12-13) | Giavotella, Johnny (17) | Harris, Gene (98) | -J- | Kurpiel, Ed (77-78) |
| Eyre, Willie (11-12) | Gibbons, John (84-87) | Harris, Greg (80-81) | Jackson, Conor (13) | -L- |
| Ezell, Glenn (69) | Gibson, Bob (87) | Hart, Bo (07) | Jackson, Edwin (17) | Lake, Junior (15) |
| -F- | Gibson, Derrik (15) | Hart, Donnie (17, 18) | Jackson, Roy Lee (77-80) | Lamb, David (00) |
| Fahey, Brandon (07-08) | Gibson, Paul (92-93) | Harts, Greg (74) | Jacobs, Frank (95) | Lambert, Chris (09) |
| Fajardo, Daniel (17) | Gil, Benji (05) | Haselrig, Bill (81) | Jacobs, Mike (04) | Lambin, Chase (05-06) |
| Faulkner, Andrew (17-18) | Gil, Jose (13) | Hausman, Tom (78-79, 82) | Jacome, Jason (94-95) | Lancelotti, Rick (85) |
| Felice, Jason (87) | Gilbert, Shawn (96-98) | Hayden, Alan (88-89) | Jaime, Angel (97) | Landrum, Ced (93) |
| Feliciano, Pedro (02-04, 06) | Giles, Brian (81-82, 84) | Hearn, Ed (85-86) | Jakubauskas, Chris (11) | Landry, Todd (98) |
| Feliz, Anderson (18) | Gilmartin, Sean (18) | Heidemann, Jack (76) | Janish, Paul (15-17) | Lane, Rick (78) |
| Fernandez, Osvaldo (98) | Ginter, Matt (04) | Heil, Chuck (76) | Jaster, Scott (87) | Langbehn, Gregg, (93-94) |
| Fernandez, Sid (84-85, 91) | Givens, Brian (87, 90) | Heilman, Aaron (02-04) | Jefferies, Gregg (88) | Lantigua, Manny (76-77) |
| Ferreira, Tony (86) | Glass, John (72-74) | Heintz, Chris (08) | Jefferson, Stan (86) | Lara, Crucito (90) |
| Ferrer, Sergio (78-80) | Glavine, Mike (03-04) | Heise, Bobby (69) | Jelic, Chris (90) | Larson, Toby (96) |
| Fiegel, Todd (94) | Gleason, Sean (11-12) | Held, Dan (00) | Jimenez, Alex (91) | Latham, Bill (84-85, 87) |
| Figga, Mike (01) | Glynn, Ed (79, 84, 86-87, 90) | Henderson, Ryan (98-99) | Jimenez, Francisco (18) | Latham, Chris (02) |
| Figueroa, Daniel (10) | Gonzalez, Denny (90) | Hendley, Bob (69) | Jimenez, Ubaldo (14) | LaVigne, Tim (03, 05-06) |
| Figueroa, Luis (01-02) | Gonzalez, Dicky (99, 01-02) | Hendrickson, Mark (11, 13) | Johnson, Bob (69) | Lawton, Marcus (88-89) |
| Figueroa, Paco (10) | Gonzalez, Javier (91-92, 94) | Hennigan, Phil (73-74) | Johnson, Chris (17) | Laxton, Bill (75) |
| Filer, Tom (92-93) | Gonzalez, Geremi (06) | Henriquez, Oscar (99-01) | Johnson, Dan (13) | Lazorko, Jack (93) |
| Fiorentino, Jeff (08, 09) | Gonzalez, Lariel (00) | Henson, Tyler (11) | Johnson, Jim (07-08, 10) | Leach, Terry (81-86) |
| Fitzgerald, Joey (71) | Gonzalez, Luis (18) | Hernandez, Anderson (05-06) | Johnson, Mark (00-02) | Leary, Tim (81, 83-84) |
| Fitzgerald, Mike (81-83) | Gonzalez, Michael (10) | Hernandez, Carlos (01-02) | Johnson, Russ (03) | Ledee, Ricky (06) |
| Flaherty, Ryan (12-13, 15-16) | Gonzalez, Miguel (12, 14) | Hernandez, David (09) | Johnson, Steve (11-15, 17) | Ledesma, Aaron (94-95) |
| Fleetham, Ben (99) | Gonzalez, Raul (03-04) | Hernandez, Luis (07, 08) | Jones, Bobby J. (93, 99-00) | Lee, Chris (17, 18) |
| Flodin, Lloyd (69) | Gooden, Dwight (87, 94) | Hernandez, Manny (89-91) | Jones, Bobby M. (00-02) | Lee, David (05) |
| Flora, Kevin (96) | Gorinski, Bob (79) | Hernandez, Michel (10-11) | Jones, Chris A. (13-15) | Lee, Derek (95) |
| Florence, Don (95) | Gorman, Tom (82-84) | Hertz, Steve (69) | Jones, Chris C. (95) | Lee, Mark (96) |
| Flores, Gil (78, 80-84) | Gorzelanny, Tom (16) | Hess, David (18) | Jones, Geary (88) | Leicester, Jon (07, 08) |
| Foli, Tim (70) | Gosger, Jim (69, 72-74) | Hester, John (11-12) | Jones, Ross (84-85) | Leiper, Tim (91) |
| Folkers, Rich (70-71) | Gotay, Ruben (06) | Hietpas, Joe (05-06) | Jordan, Ricardo (97) | Lerud, Steven (10) |
| Ford, Lew (12-13) | Gozzo, Mauro (93-94) | Hill, Jeremy (05) | Jorgensen, Mike (69, 71) | Levis, Jesse (04) |
| Fordyce, Brook (93-94) | Graham, Greg (94-95) | Hill, Rich (09) | Joseph, Caleb (12, 14, 16, 18) | Levy, Stuart (18) |
| Fortunato, Bartolome (04, 06) | Graves, Danny (05) | Hillman, Eric (91-94) | Joseph, Corban (16) | Lewis, Richie (99-01) |
| Foster, Leo (75-77) | Graves, Kenny (90) | Hinchliffe, Brett (01) | Joseph, Jake (02-04) | Liddell, Dave (89-90) |
| Foster, Roy (69) | Green, Nick (11) | Hinckley, Mike (10) | Julius, Jacob (11) | Liddi, Alex (13) |
| Fowler, Zach (12) | Green, Steve (07) | Hodges, Ron (75) | Junge, Eric (05) | Lidle, Cory (97) |
| Fox, Jake (11) | Greene, Charlie (95, 97) | Hoes, L.J. (12-13, 16) | Juran, Tim (74-75) | Lima, Jose (06) |
| Franco, John (03) | Greer, Kenny (94) | Hoey, Jim (07) | Jurjens, Jair (13) | Lindeman, Jim (94) |
| Franco, Matt (96-98, 00-01) | Greif, Bill (78) | Hoffmann, Jamie (12) | -K- | Link, Jon (12) |
| Freiling, Howie (90) | Griffiths, Jeremy (03-04) | Holman, Scott (79-80, 82, 84) | Kaiser, Jeff (93) | Linton, Doug (94, 01) |
| Freitas, David (14-15) | Grifol, Pedro (99) | Hough, Stan (79) | Kashiwada, Takashi (97) | Lira, Felipe (02) |
| Frey, Steve (88) | Grimes, Matthew (18) | House, J.R. (07) | Kasperek, Kenn (15) | Little, Mark (02) |
| Frisella, Danny (69-70) | Grose, Jeff (76-77) | Housie, Wayne (93) | Kazmarek, George (72-74) | Livingston, Bobby (09) |
| Fritz, Larry (72-73) | Gross, Kip (90) | Howard, Chris (96) | Keisler, Randy (04, 08) | Livingstone, Scott (99) |
| Frobel, Doug (86) | Guerra, Mark (98-00) | Howard, David (01) | Kelley, Dean (92) | Liz, Radhames (08-09) |
| Fry, Paul (17-18) | Guilmet, Preston (14) | Howard, Jim (75) | Kelley, Tom (76) | Lobstein, Kyle (16) |
| Fuller, Mark (95) | Gunderson, Eric (93-94) | Howard, Mike (81-83) | Kelly, Kenny (03) | Locke, Ronnie (69) |
| Fultz, Bill (85-86) | Gunkel, Joe (16) | Howard, Tim (93) | Kelly, Michael (18) | Lockwood, Rick (87) |
| Fyhrie, Mike (96, 98) | Gurka, Jason (14, 18) | Howell, Patrick (92, 94) | Kelly, Ty (12) | Lockwood, Skip (75) |
| -G- | Guzman, Freddy (09) | Hubele, Ryan (07) | Kennedy, Jim (72) | Lohrman, Dave (01) |
| Gabino, Armando (10-11) | Gwosdz, Doug (86) | Huber, Justin (04) | Keppel, Bobby (04-05) | Lombardi, Phil (88-89) |
| Gaff, Brent (81-85) | -H- | Huckle, Will (69) | Keppinger, Jeff (04-06) | Lombardozzi, Steve (14) |
| Gallagher, Bob (75) | Hahn, Don (72-73) | Hudson, Charlie (71) | Kester, Tim (07) | Lombarski, Tom (87) |
| Gallagher, Dave (92) | Hale, David (16) | Hudson, Jesse (70) | Kidder, Jim (76) | Long, Lucas (18) |
| Gallardo, Yovani (16) | Hall, Bill (12) | Hudson, Kyle (11) | Kiefer, Steve (90) | Long, Terrence (99) |

| | | | | |
|--------------------------------|--------------------------------|----------------------------|---------------------------------|----------------------------|
| Loomis, Andy (12-13) | McCray, Rodney (92) | Mullins, Cedric (18) | Patton, Troy (09-11, 14) | Ramirez, Ramon (14) |
| Lopez, Johan (78) | McCready, Jim (95-96) | Munoz, Bobby (02) | Paul, Ronnie (69-71) | Ramirez, Yefry (18) |
| Lopez, Jose (97) | McCrary, Bob (08-09) | Murphy, Donnie (09) | Paul, Xavier (14) | Ramos, Pedro (72) |
| Lopez, Luis (97) | McCurdy, Nick (07) | Murray, Dan (99) | Pauley, David (09) | Ramsey, Fernando (94) |
| Lora, Luis (76) | McCurry, Cole (11-12) | Musgraves, Dennis (69-70) | Paulino, Ronny (12-13) | Rapada, Clay (11, 14) |
| Lough, David (15) | McCutchen, Daniel (13) | Musser, Neal (04-05) | Paulk, Robert (06) | Ratzer, Steve (82) |
| Love, Reid (18) | McDaniel, Terry (91) | Musselman, Jeff (90) | Pavlick, Gregg (77) | Rauch, Bob (71-72) |
| Lowery, Terrell (96) | McDonald, Dave (72-74) | Myers, Jimmy (97, 99) | Paxton, Darrin (95) | Rauch, Jon (13) |
| Lozano, David (77) | McEwing, Joe (00, 03) | Myers, Randy (85-87) | Payton, Jay (95-96, 98-99, 07) | Rauth, Chris (92) |
| Ludwick, Eric (95) | McFarland, T.J. (14-16) | Myrick, Bob (74-76, 78-80) | Pearson, Don (79) | Ray, Chris (09) |
| Luetge, Lucas (17) | McFarlane, Orlando (69-70) | | Pedrique, Al (85-87, 91) | Raziano, Barry (70-72) |
| Lunar, Fernando (05) | McGilberry, Randy (80) | -N- | Peguero, Francisco (14) | Reahm, Fred (69-70, 72) |
| Lundblade, Rick (89) | McGinley, Blake (04-06) | Nady, Xavier (06) | Pelfrey, Mike (06) | Reardon, Jeff (79) |
| Lyden, Mitch (92) | McGough, Scott (16-17) | Nathans, Tucker (17) | Pelzer, Wynn (11) | Redfield, Joe (85) |
| Lydon, Wayne (05) | McGuire, Ryan (00) | Navarrette, Ray (06) | Pemberton, Brock (75-76) | Redman, Prentice (03-05) |
| Lynch, Ed (80-81, 86) | McKnight, Jeff (87-89, 92, 94) | Navarro, Rey (15) | Peña, Francisco (16-17) | Redman, Tike (07, 08) |
| Lyons, Barry (86, 89-90) | McLouth, Nate (12) | Navarro, Tito (93-94) | Pena, Hipolito (92) | Redmond, Todd (16) |
| Lyons, Mike (99) | McMichael, Greg (99) | Navarro, Yamaico (13) | Penn, Hayden (07, 08) | Reed, Darren (88-90) |
| Lyttle, Jim (74) | McMullen, Ricky (82-83) | Nelson, Ricky (87) | Pérez, Audry (15-18) | Reed, Rick (96, 99) |
| -M- | McNab, Tim (06) | Neshek, Pat (12) | Perez, Juan (06) | Reid, Scott (72) |
| MacDonald, Bob (96) | McNeal, Aaron (02) | Neubart, Garrett (99) | Perez, Marty (78) | Reimold, Nolan (09-11, 15) |
| MacDonald, Ronald (80-82) | McNulty, Bill (73) | Nevinger, Gary (73) | Perez, Miguel (06) | Remlinger, Mike (94) |
| Machado, Julio (89-90) | McPhail, Marlin (85-86) | Newby, Kyler (12) | Perez, Oliver (06) | Renko, Steve (69) |
| MacLane, Evan (06) | Means, John (18) | Nielsen, Scott (89-91) | Perez, Rossmel (15) | Reyes, Jose (03) |
| Magadan, Dave (86) | Meek, Evan (14) | Niemann, Randy (85-87) | Perez, Timo (00-03) | Reynolds, Ronn (83-85) |
| Magnifico, Damien (17) | Meisinger, Ryan (18) | Nitschke, Buzz (70) | Perez, Yorkis (97) | Reynoso, Armando (98) |
| Mahalik, John (96) | Mejia, Cesar (90) | Nix, Jayson (15) | Perkins, Jerry (71-73) | Richardson, Antuan (12) |
| Mahomes, Pat (99) | Melville, Tim (18) | Noboa, Junior (92) | Perlozzo, Sam (81) | Rickard, Joey (17-18) |
| Mahoney, Joe (12) | Mendoza, Carlos (97) | Nolan, Joe (73-74) | Perrault, Josh (09) | Riggan, Jerrod (01, 03) |
| Maine, John (06) | Mendoza, Mike (80-81) | Norman, Dan (77-79, 81) | Perry, Ken (76-77) | Ring, Royce (04-06) |
| Majewski, Val (07) | Mercado, Hector (99) | Norris, Bud (15) | Person, Robert (95-96) | Rivera, Luis (96) |
| Makowski, Tom (76-77) | Mercado, Orlando (90-92) | Novoa, Roberto (08) | Petagine, Roberto (96-97) | Roa, Joe (94) |
| Malave, Jaime (02) | Mercedes, Jose (99) | Nuñez, Renato (18) | Petersime, Zach (12-13) | Roach, Jason (01-04) |
| Malek, Bobby (06) | Meredith, Cla (10) | Nuño, Vidal (17) | Petit, Yusmeiro (05) | Roberson, Chris (08) |
| Maler, Jim (84) | Meyers, Mike (04) | Nye, Rodney (03-05) | Pettit, Jake (13-14) | Roberson, Kevin (96) |
| Mancini, Trey (16) | Mickolio, Kam (08-10) | -O- | Pfeil, Bobby (69-70) | Roberts, Brian (12-13) |
| Manderbach, Gary (74-75) | Middlebrook, Jason (02-03) | O'Brien, Chris (16-17) | Phelps, Cord (14) | Roberts, Chris (95, 97) |
| Maness, Dwight (98) | Milledge, Lastings (06) | O'Malley, Tom (89) | Phillips, Ed (71) | Roberts, Grant (99-01, 03) |
| Maness, Nick (02) | Miller, Dyar (80) | O'Rourke, Ryan (18) | Phillips, Evan (18) | Robertson, Jeriome (06) |
| Mangual, Pepe (77-78) | Miller, Jai (12) | Ochoa, Alex (95-96) | Phillips, Jason (01-03) | Robertson, Jerry (71) |
| Mankowski, Phil (80-82) | Miller, Jim (07-10) | Ochoa, Javier (00) | Phillips, Zach (11-12, 16) | Robinson, Chris (12-13) |
| Mann, Jim (00) | Miller, Keith (87-89) | Ochoa, Pablo (01) | Piazza, Mike (03) | Robinson, Dwight (93) |
| Manto, Jeff (94) | Miller, Rich (76-78) | Offerman, Jose (05-06) | Piazza, Tony (05) | Robinson, Trayvon (13) |
| Manuel, Barry (97) | Miller, Ryan (01) | Oliver, Andy (15-16) | Pichardo, Nelson (72-73) | Roca, Gil (90) |
| Manzanillo, Josias (93-94, 98) | Milliard, Ralph (98) | Olmos, Edgar (16) | Pickett, Rich (83-84) | Rodriguez, Daniel (15) |
| Marrero, Chris (14) | Milligan, Randy (86-87) | Olson, Garrett (07, 08) | Pie, Felix (11) | Rodriguez, Guillermo (09) |
| Marshall, Randy (92-93) | Milner, John (71) | Olson, Greg (86-87) | Pinckney, Brandon (09) | Rodriguez, Joely (18) |
| Marin, Adrian (18) | Mimbs, Mark (98) | Olson, Ryan (04) | Pineda, Luis (04) | Rodriguez, Jose (04) |
| Mariñez, Jhan (18) | Miranda, Ariel (16) | Olwine, Ed (84-85) | Pineiro, Joel (12) | Rodriguez, Nerio (01) |
| Marte, Alfredo (16) | Mitchell, Andy (07-10) | Ontiveros, Steve (01) | Plantier, Phil (98) | Rodriguez, Rich (00) |
| Martin, James (97) | Mitchell, John (86-89) | Oquendo, Jose (82-84) | Plummer, Dale (90-93) | Rodriguez, Richard (15-17) |
| Martin, Jerry (84) | Mitchell, Kevin (84-85) | Ordonez, Rey (95) | Poe, Rick (82) | Rodriguez, Sammy (99-00) |
| Martin, Tom (01) | Moeller, Chad (09) | Orosco, Jesse (79, 81) | Pomeranz, Stu (12) | Roe, Chaz (15-16) |
| Martinez, Gabby (01) | Monasterio, Juan (79) | Ortiz, Luis (18) | Pontes, Dan (99) | Rogers, Bryan (94-96) |
| Martinez, Luis (93) | Monell Jr., Johnny (14) | Orton, John (95) | Pratt, Todd (97-98) | Rogers, Josh (18) |
| Martinez, Luis M. (13) | Monell Sr., Johnny (87, 90) | Ostrosser, Brian (72-74) | Presley, Alex (18) | Rogers, Randy (78-79) |
| Martinez, Ozzie (16) | Montane, Ivan (01) | Osuna, Al (95) | Pressley, Josh (03) | Rohr, Les (70) |
| Martinez, Pablo (94) | Montanez, Lou (07, 09-10) | Otero, Ricky (95) | Prewitt, Larry (79) | Rojas, Carlos (09, 11-12) |
| Martinez, Pedro, A. (96) | Montero, Jesús (17) | Otis, Amos (69) | Pride, Curtis (00) | Roman, Jose (87-88) |
| Martinez, Sandy (06) | Montgomery, Ray (01) | Ownbey, Rick (82-83) | Pridie, Jason (13) | Roman, Orlando (06) |
| Martinez, Teddy (70-71) | Moore, Brad (91-92) | -P- | Probst, Alan (00-01) | Romero, Felix (08) |
| Martis, Shairon (17) | Moore, Kelvin (83) | Pacella, John (77-79) | Proctor, Scott (13) | Romero, J.C. (12) |
| Mata, Frank (10) | Moore, Michael (97) | Pachot, John (04-05) | Puig, Rich (74-75) | Romero, Mandy (99) |
| Matlack, Jon (69-71) | Moore, Scott (08-10) | Padilla, Juan (05) | Puleo, Charlie (81) | Romero, Niuman (13) |
| Matsui, Kazuo (06) | Moore, Tommy (70, 72-74) | Pagan, Angel (04-05) | Pulido, Carlos (98) | Rondon, Jorge (15) |
| Matthews, Mike (05) | Mora, Melvin (98-00) | Palacios, Vicente (99) | Pulley, Matt (07) | Rosa, Garabez (15-16, 18) |
| Matusz, Brian (11-12) | Morales, Eric (98) | Palmer, Lowell (77) | Pulsipher, Bill (95, 97-98, 00) | Rosado, Papo (77-80) |
| Maxcy, Brian (98) | Morales, Jose (72) | Paquette, Craig (98-99) | Pye, Eddie (97) | Rose, Don (71) |
| May, Lee Jr. (91-92) | Moreno, Jose (79-80) | Pardo, Al (88) | -R- | Roseboro, Jaime (91) |
| Mazzilli, Lee (86) | Moreno, Orber (03) | Paredes, Jimmy (14) | Ragsdale, Corey (04) | Rowen, Ben (15) |
| McCarthy, Tom (86-88) | Moreno, Victor (07) | Parker, Harry (72) | Rajisich, Gary (81, 83) | Ruebel, Matt (99) |
| McClain, Scott (97) | Morgan, Kevin (95-97) | Parker, Rick (94, 98) | Raleigh, Matt (98) | Ruettiger, John (15) |
| McCoy, Mike (08) | Morton, Kevin (94) | Parmelee, Chris (15) | Ramirez, Hector (96) | Ruffin, Johnny (98) |
| McCoy, Patrick (15) | Mouton, Lyle (03) | Parra, Jose (04) | Ramirez, Julio (06) | Rundles, Rich (12) |
| McCoy, Trey (95-96) | Moyer, Jamie (12) | Patterson, Corey (10) | Ramirez, Mario (78-80) | Rupe, Josh (11) |

| | | | | |
|---------------------------|--------------------------------|--------------------------------|------------------------------|---------------------------|
| Russell, Adam (13) | Slack, Jon (04) | Telgheder, Dave (92-95) | Villarreal, Oscar (12) | Wright, Wesley (15) |
| -S- | Smith, Bernie (69) | Terdoslavich, Joey (16) | Vina, Fernando (92-94) | Wyatt, Dave (86-87) |
| Saenz, Jason (02) | Smith, Brandon (94) | Terrell, Walt (82-83) | Viola, Pedro (10, 12) | Wylie, Mitch (06) |
| Salazar, Angel (85) | Smith, Chuck (06) | Terrero, Luis (08) | Von Ohlen, Dave (80-82) | Wynne, Marvell (82-83) |
| Salazar, Oscar (08-09) | Smith, Jimmy (80) | Thames, Eric (13) | -W- | Wynns, Austin (16, 18) |
| Salazar, Richard (07) | Smith, Keith (81) | Theodore, George (72, 75) | Wada, Tsuyoshi (12-13) | -Y- |
| Salazer, Jeff (10) | Smith, Keith (92) | Thomas, Scott (12) | Wade, Scott (93) | Yacabonis, Jimmy (17, 18) |
| Salinas, Manny (89) | Smith, Ottis (93) | Thompson, Ryan (93, 95) | Wagner, Paul (01) | Yan, Esteban (08) |
| Sambito, Joe (85) | Smith, P. Keith (92) | Thornton, Lou (89-90) | Walker, Adam (02) | Yan, Ruddy (07) |
| Samuels, Roger (90) | Snead, Esix (03-04) | Thurberg, Tom (79, 81) | Walker, Adam Brett (17) | Yarnall, Ed (97) |
| Sanchez, Zolio (89-90) | Snelten, D.J (18) | Thurman, Gary (96-97) | Walker, Christian (14-16) | Yastrzemski, Mike (16-18) |
| Sanders, Ken (75) | Snyder, Brandon (09-11) | Tibbs, Jay (84) | Walker, Pete (94-95, 01-02) | Yates, Tyler (02-04) |
| Sanders, Tracy (95) | Snyder, Chris (13) | Tiffie, Terry (07) | Walker, Tyler (00-02) | Ynoa, Gabriel (17) |
| Sandy, Tim (93) | Snyder, Earl (01) | Tijerina, Tony (95) | Wall, Donne (01) | Yoon, Suk-min (14) |
| Santana, Rafael (84) | Socarras, Tony (04) | Till, Steve (79) | Wallace, Brett (14) | Yost, Ned (77) |
| Santander, Anthony (18) | Socolovich, Miguel (12) | Tillman, Chris (09-12, 17, 18) | Wallace, Derek (96, 98-99) | Young, Anthony (91, 93) |
| Santiago, Benito (05) | Soff, Ray (89-91) | Tillman, Rusty (82-84) | Walter, Gene (87) | Young, Bobby (71) |
| Santiago, Jose (05) | Solari, Dennis (76-78) | Timmons, Ozzie (04) | Walters, David (12) | Ysla, Luis (18) |
| Santos, Omir (08) | Soler, Alay (06) | Toca, Jorge (99-03) | Ward, Brian (13-14) | -Z- |
| Sardiñas, Luis (17-18) | Soler, Ramon (02) | Todd, Jackson (76-77) | Waring, Brandon (12-13) | Zagone, Rick (12) |
| Sarfate, Dennis (09, 10) | Sorrell, Billy (69) | Tolleson, Steve (12, 16) | Washington, David (17) | Zamora, Pete (03) |
| Sauerbeck, Scott (97-98) | Spehr, Tim (98) | Tolliver, Ashur (16) | Washington, Ron (79) | Zdeb, Joe (80) |
| Saunders, Chris (95, 97) | Spiers, Bill (95) | Tolman, Tim (88) | Waters, Chris (07-09) | Zouzalik, Michael (16) |
| Saunders, Dennis (71) | Spoone, Chorye (11) | Tomberlin, Andy (96, 99) | Watson, Matt (03) | |
| Saunders, Doug (93) | Sprague, Gary (70-72) | Torrealba, Steve (09) | Webb, Hank (73-76) | |
| Saunders, Joe (14) | Spriggs, George (71-72) | Torres, Eider (07, 08) | Webb, Ryan (14) | |
| Saunders, Michael (18) | Springer, Dennis (00) | Torve, Kelvin (90-91) | Weeks, Jemile (14) | |
| Sauveur, Rich (91) | Springer, Steve (85-88, 92-93) | Traber, Billy (01) | Wegener, Mike (73-75) | |
| Savage, Jack (88-89) | Staiger, Roy (73-75, 77) | Tracey, Sean (07) | Wegmann, Tom (92-93) | |
| Schafer, Logan (17) | Stanton, LeRoy (70-71) | Trachsel, Steve (01, 05) | Welch, Mike (96-97, 99) | |
| Schatzeder, Dan (91) | Starr, Sammie (12) | Tracy, Andy (02) | West, David (88-89) | |
| Scherrer, Bill (89) | Startup, Will (11) | Tracy, Jack (69) | Weston, Mickey (88, 93) | |
| Schiraldi, Calvin (84-85) | Stearns, John (76, 84) | Trail, Chet (69) | Wheeler, Cody (15) | |
| Schlereth, Daniel (13) | Steed, Rick (98) | Trapp, Randy (75-77) | Wheeler, Dan (03-04) | |
| Schmitz, Danny (83) | Stephenson, Earl (79) | Trautwein, Dave (90-91) | Wheeler, Jason (17) | |
| Schmoll, Steve (06) | Sterling, Randy (73-75) | Treadwell, Jody (99) | Wheeler, Zelous (12-13) | |
| Schneck, Dave (72-74) | Stern, Adam (07, 08) | Trevino, Alex (78) | White, Mike (92) | |
| Schoop, Jonathan (13, 18) | Stevens, Bobby (12) | Tricek, Rick (96, 98) | Whitehurst, Wally (88-90) | |
| Schoop, Sharlon (15-18) | Stewart, Bunky (61) | Trujillo, Mike (89) | Whiteside, Eli (07) | |
| Schourek, Pete (90-92) | Stewart, DJ (18) | Trumbo, Mark (18) | Widlansky, Robbie (11) | |
| Schulze, Don (87) | Stewart, Ron (74) | Tucker, Jonathan (09-10) | Wieters, Matt (09, 15) | |
| Scobie, Jason (03, 05-06) | Stewart, Scott (98-00, 05) | Tucker, Michael (06) | Wigginton, Ty (01-02) | |
| Scott, Mike (77-80) | Stewart, Zach (17) | Turner, Justin (09, 10) | Wilkerson, Steve (18) | |
| Scott, Tanner (18) | Stidham, Phil (95) | Turrentine, Rich (98-99) | Wilkins, Andy (15) | |
| Scripture, Billy (70-72) | Stinnett, Kelly (06) | Twardoski, Mike (93) | Wilkins, Rick (98) | |
| Scutaro, Marco (02-03) | Stinson, Josh (13-14) | Tyler, Tom (75) | Williams, Charlie (72) | |
| Seanez, Rudy (97) | Stitzel, Glen (70-71) | Tyner, Jason (99-00) | Williams, Dave (06) | |
| Searage, Ray (80-81) | Stoddard, Bob (95) | -U- | Williams, Gerald (04, 05) | |
| Seefried, Tate (97) | Stoffel, Jason (16) | Uehara, Koji (10) | Williams, Jimmy (95) | |
| Seibel, Phil (03) | Stone, Gary (70) | Urrutia, Henry (13-17) | Williams, Jimmy (71) | |
| Self, Todd (06) | Strange, Pat (01-04) | -V- | Williams, Matt (02) | |
| Seminara, Frank (94) | Stratton, Rob (01-02) | Vail, Mike (75) | Williams, Matt (07) | |
| Semprini, John (81, 83) | Strawberry, Darryl (83) | Valdez, Efrain (98) | Willis, Dontrelle (12) | |
| Senn, Terry (75) | Strickland, Scott (05) | Valencia, Danny (13) | Wilson, Andy (05) | |
| Senteney, Steve (83) | Strohmayer, John (74) | Valent, Eric (05) | Wilson, John (03) | |
| Seo, Jae (01-02, 04-05) | Strom, Brent (71-72) | Valera, Breyvic (18) | Wilson, Mookie (79-80, 86) | |
| Serafini, Dan (01) | Susac, Andrew (18) | Valera, Julio (89-92) | Wilson, Paul (95, 98, 00) | |
| Serrano, Jimmy (02-03) | Swan, Craig (73-75) | Valera, Yohanny (99) | Wilson, Preston (98) | |
| Shamsky, Art (69) | Sweet, Rick (81) | Van de Castele, Mike (78-79) | Wilson, Tom (04) | |
| Sheff, Chris (00) | -T- | VandenHurk, Rick (10-11) | Wilson, Tom (04) | |
| Shepherd, Keith (97) | Takatsu, Shingo (05) | Vann, Brandy (93) | Wilson, Tyler (14-17) | |
| Sheppard, Tommie (72) | Tam, Jeff (97-99) | Vasquez, Anthony (14) | Wilson, Vance (98-01, 04) | |
| Shinjo, Tsuyoshi (03) | Tamargo, John (98, 00-02) | Vasquez, Aquedo (90) | Wine, Robbie (91) | |
| Shipley, Craig (88-90) | Tanaka, Ryohei (11) | Vasquez, Julian (92) | Winningham, Herm (83-84, 93) | |
| Shipp, Brian (03) | Tapani, Kevin (89) | Vatcher, Jim (94) | Winston, Fred (72) | |
| Shouse, Brian (00) | Tarasco, Tony (01-02) | Vaughn, DeWayne (86-87) | Winterfeldt, Todd (80-81) | |
| Shuey, Paul (07) | Tarnow, Josh (08) | Vazquez, William (06) | Withem, Shannon (96-97) | |
| Shumaker, Anthony (00) | Tarver, LaSchelle (82-85) | Vega, Jesus (81) | Wojciechowski, Asher (18) | |
| Siebert, Paul (77-78) | Tate, Randy (74, 76) | Velandia, Jorge (00-03) | Wolf, Randy (14) | |
| Sierra, Ruben (98) | Tatum, Craig (10-11) | Velazquez, Gil (02-04) | Wolf, Ross (10) | |
| Simon, Alfredo (08, 10) | Taylor, Chuck (72) | Veras, Quilvio (94) | Wolff, Billy (70) | |
| Simons, Mitch (00) | Teagarden, Taylor (13) | Verrett, Logan (17) | Wood, Brandon (13) | |
| Singleton, Ken (70) | Tejada, Miguel (12) | Vielma, Engelb (18) | Worrell, Mark (11) | |
| Sisco, Chance (16-18) | Tejada, Ruben (17-18) | Villano, Mike (99) | Wotherspoon, Matt (17, 18) | |
| Sisk, Doug (85-86, 90) | Tejeda, Juan (06) | Villanueva, Elih (15) | Wright, David (04) | |
| | | | Wright, Mike (13-17) | |

Bold = Has played in MLB Game

PLAYERS TO PLAY FOR BOTH THE TIDES AND ORIOLES SINCE 2007 (208 PLAYERS)

| <u>Player</u> | <u>Baltimore</u> | <u>Norfolk</u> | <u>Player</u> | <u>Baltimore</u> | <u>Norfolk</u> | <u>Player</u> | <u>Baltimore</u> | <u>Norfolk</u> |
|----------------------|------------------|------------------|--------------------|------------------|--------------------|----------------------|------------------|------------------|
| Accardo, Jeremy | 2011 | 2011 | Hernandez, David | 2009-10 | 2009 | Rodriguez, Guillermo | 2009 | 2009 |
| Adams, Ryan | 2011 | 2011-12 | Hernandez, Luis | 2007-08 | 2007-08 | Rodriguez, Richard | 2017 | 2017 |
| Albers, Matt | 2008-10 | 2009 | Hess, David | 2018 | 2018 | Roe, Chaz | 2015-16 | 2015-16 |
| Álvarez, Dariel | 2015-16 | 2014-16 | Hill, Rich | 2009 | 2009 | Rogers, Josh | 2018 | 2018 |
| Álvarez, Pedro | 2016-18 | 2018 | Hoes, L.J. | 2012-13 | 2012-13 | Romero, J.C. | 2012 | 2012 |
| Andino, Robert | 2009-12 | 2010-12, 2017 | Hoey, Jim | 2006-07 | 2007, 2010 | Rondon, Jorge | 2015 | 2015 |
| Angle, Matt | 2010-12 | 2010-11 | House, J.R. | 2007 | 2007 | Rupe, Josh | 2011 | 2011 |
| Aquino, Jayson | 2016-17 | 2016-18 | Hudson, Kyle | 2011 | 2011 | Salazar, Oscar | 2008-09 | 2008-09 |
| Arrieta, Jake | 2010-13 | 2009-10, 2012-13 | Hughes, Rhyne | 2010 | 2009-11 | Santander, Anthony | 2017-18 | 2018 |
| Asencio, Jairo | 2013 | 2013 | Hunter, Tommy | 2011-15 | 2012 | Santos, Omir | 2008 | 2008 |
| Asher, Alec | 2017 | 2017 | Ishikawa, Travis | 2013 | 2013 | Sarfate, Dennis | 2008-09 | 2009-10 |
| Atkins, Mitch | 2011 | 2011 | Jakubauskas, Chris | 2011 | 2011 | Saunders, Joe | 2012, 2014 | 2014 |
| Aubrey, Michael | 2009 | 2009-10 | Jackson, Edwin | 2017 | 2017 | Schoop, Jonathan | 2013-18 | 2013, 2018 |
| Avery, Xavier | 2012-13 | 2012-13, 2016 | Janish, Paul | 2015-17 | 2015-17 | Scott, Tanner | 2018 | 2018 |
| Beckham, Tim | 2017-18 | 2018 | Jimenez, Ubaldo | 2014-17 | 2014 | Shuey, Paul | 2007 | 2007 |
| Belfiore, Mike | 2013 | 2013 | Johnson, Dan | 2013 | 2013 | Simon, Alfredo | 2008-11 | 2008-10 |
| Bell, Josh | 2010 | 2010-12 | Johnson, Jim | 2006-2013 | 2007-08, 2010 | Sisco, Chance | 2017-18 | 2016-18 |
| Bell, Rob | 2007 | 2007 | Johnson, Steve | 2012-13, 2015 | 2011-15, 2017 | Snyder, Brandon | 2010-11 | 2009-11 |
| Bergesen, Brad | 2009-12 | 2009-12 | Joseph, Caleb | 2014-18 | 2012, 14, 16, 18 | Snyder, Chris | 2013 | 2013 |
| Berken, Jason | 2009-12 | 2009, 2011-12 | Jurjens, Jair | 2013 | 2013 | Socolovich, Miguel | 2012 | 2012 |
| Berry, Quintin | 2014 | 2014 | Knott, Jon | 2007 | 2007 | Stern, Adam | 2007 | 2007-08 |
| Betemit, Wilson | 2012-13 | 2013 | Lake, Junior | 2015 | 2015 | Stewart, DJ | 2018 | 2018 |
| Birkins, Kurt | 2006-07 | 2007 | Lambert, Chris | 2009 | 2009 | Stinson, Josh | 2013-14 | 2013-14 |
| Bleier, Richard | 2017-2018 | 2017 | Leicester, Jon | 2007 | 2007-08 | Susac, Andrew | 2018 | 2018 |
| Brach, Brad | 2014-18 | 2014 | Liz, Radhames | 2007 | 2008-09 | Tatum, Craig | 2010-11 | 2010-11 |
| Bridwell, Parker | 2016 | 2016-17 | Lombardozzi, Steve | 2014 | 2014 | Teagarden, Taylor | 2012-13 | 2013 |
| Britton, Zach | 2011-18 | 2010-13, 18 | Lough, David | 2014-15 | 2015 | Tejada, Miguel | 2004-07, 10 | 2012 |
| Bukvich, Ryan | 2008 | 2008 | Mahoney, Joe | 2012 | 2012 | Tejada, Ruben | 2017 | 2017-18 |
| Burnett, Alex | 2013 | 2013 | Mancini, Trey | 2016-18 | 2016 | Tillman, Chris | 2009-18 | 2009-12, 2017-18 |
| Bynum, Freddie | 2007 | 2008 | Mariñez, Jhan | 2018 | 2018 | Tolleson, Steve | 2012 | 2012, 2016 |
| Cabral, Cesar | 2015 | 2015 | Mata, Frank | 2010 | 2010 | Tolliver, Ashur | 2016 | 2016 |
| Cabrera, Everth | 2015 | 2015 | Matusz, Brian | 2009-15 | 2011-12 | Torres, Eider | 2008 | 2007-08 |
| Cabrera, Fernando | 2007-08 | 2007-08 | McCrory, Bob | 2008 | 2008-09 | Trumbo, Mark | 2016-2018 | 2018 |
| Carroll, Cody | 2018 | 2018 | McFarland, T.J. | 2014-16 | 2014-16 | Turner, Justin | 2009-10 | 2009-10 |
| Casilla, Alexi | 2013-14 | 2014 | McLouth, Nate | 2012-13 | 2012 | Uehara, Koji | 2009-11 | 2010 |
| Castillo, Alberto B. | 2007 | 1995-98, 2007 | Means, John | 2018 | 2018 | Urrutia, Henry | 2013, 2015 | 2013-17 |
| Castillo, Alberto T. | 2008 | 2008-11 | Meek, Evan | 2014 | 2014 | Valencia, Danny | 2013, 2018 | 2013 |
| Chavez, Endy | 2012 | 2012 | Meisinger, Ryan | 2018 | 2018 | Valera, Breyvic | 2018 | 2018 |
| Cherry, Rocky | 2007-08 | 2008 | Meredith, Cla | 2009-10 | 2010 | Verrett, Logan | 2017 | 2017 |
| Cintron, Alex | 2008 | 2008 | Mickolio, Kam | 2008-10 | 2008-10 | Vielma, Engelb | 2018 | 2018 |
| Clark, Zach | 2013 | 2008-10, 2012-13 | Miller, Jim | 2008 | 2007-10 | Viola, Pedro | 2010 | 2010-12 |
| Clevenger, Steve | 2013-15 | 2013-15 | Miranda, Ariel | 2016 | 2016 | Walker, Christian | 2014-15 | 2014-16 |
| Cormier, Lance | 2008 | 2008 | Moeller, Chad | 2009 | 2009 | Washington, David | 2017 | 2017 |
| Crichton, Stefan | 2017 | 2017 | Montanez, Luis | 2008-10 | 2007, 2009-10 | Waters, Chris | 2008-09 | 2007-09 |
| Davis, Blake | 2011 | 2009-12 | Moore, Scott | 2007-08, 2010 | 2008-10 | Webb, Ryan | 2014 | 2014 |
| Despaigne, Odrisamer | 2016 | 2016 | Mullins, Cedric | 2018 | 2018 | Weeks, Jemile | 2014 | 2014 |
| Dickerson, Chris | 2013 | 2013, 2017 | Navarro, Rey | 2015 | 2015 | Whiteside, Eli | 2005 | 2007 |
| Doyle, Cory | 2007 | 2007-08 | Navarro, Yamaico | 2013 | 2013 | Wieters, Matt | 2009-15 | 2009, 2015 |
| Drake, Oliver | 2015-16 | 2011, 2015-16 | Norris, Bud | 2013-15 | 2015 | Wilkerson, Steve | 2018 | 2018 |
| Duensing, Brian | 2016 | 2016 | Núñez, Renato | 2018 | 2018 | Williams, Todd | 2004-07 | 2007 |
| Eveland, Dana | 2012 | 2012, 2015 | Núño, Vidal | 2017 | 2017 | Wilson, Tyler | 2015-17 | 2014-17 |
| Exposito, Luis | 2012-13 | 2012-13 | Olson, Garrett | 2007 | 2007-08 | Wolf, Randy | 2012 | 2014 |
| Eyre, Willie | 2011 | 2011-12 | Ortiz, Luis | 2018 | 2018 | Worrell, Mark | 2011 | 2011 |
| Fahey, Brandon | 2006-08 | 2007-08 | Paredes, Jimmy | 2014-15 | 2014 | Wright, Mike | 2015-18 | 2013-18 |
| Fiorentino, Jeff | 2005-06, 2009 | 2008-09 | Parmelee, Chris | 2015 | 2015 | Wright, Wesley | 2015 | 2015 |
| Flaherty, Ryan | 2012-17 | 2012-13, 2015-16 | Patterson, Corey | 2006-07, 2010 | 2010 | Wynns, Austin | 2018 | 2016, 2018 |
| Ford, Lew | 2012 | 2012-13 | Patton, Troy | 2010-14 | 2009-11, 2014 | Yacabonis, Jimmy | 2017-18 | 2017-18 |
| Fox, Jake | 2010 | 2011 | Paulino, Ronny | 2012 | 2012-13 | Yan, Esteban | 1996-97 | 2008 |
| Fry, Paul | 2018 | 2017-18 | Payton, Jay | 2007-08 | 95-96, 98-99, 2007 | Ynoa, Gabriel | 2017 | 2017 |
| Gabino, Armando | 2010 | 2010-11 | Peña, Francisco | 2016-17 | 2016-17 | | | |
| Gallardo, Yovani | 2016 | 2016 | Phelps, Cord | 2014 | 2014 | | | |
| Gamboa, Eddie | 2015 | 2012-15 | Phillips, Evan | 2018 | 2018 | | | |
| Garcia, Freddy | 2013 | 2013 | Phillips, Zach | 2011 | 2011-12, 2016 | | | |
| Gausman, Kevin | 2013-18 | 2013-16 | Pie, Felix | 2009-11 | 2011 | | | |
| Gentry, Craig | 2017-2018 | 2017 | Pomeranz, Stu | 2012 | 2012 | | | |
| Giavotella, Johnny | 2017 | 2017 | Pridie, Jason | 2013 | 2013 | | | |
| Gilmartin, Sean | 2018 | 2018 | Ramirez, Ramon | 2014 | 2014 | | | |
| Gonzalez, Michael | 2010 | 2010 | Ramirez, Yefry | 2018 | 2018 | | | |
| Gonzalez, Miguel | 2012-15 | 2012, 2014 | Rapada, Clay | 2011 | 2011, 2014 | | | |
| Guilmet, Preston | 2014 | 2014 | Ray, Chris | 2005-07, 2009 | 2009 | | | |
| Hall, Bill | 2012 | 2012 | Redman, Tike | 2007 | 2007-08 | | | |
| Hardy, J.J. | 2011-17 | 2011, 2017 | Reimold, Nolan | 2009-13, 2015 | 2009-11, 2015 | | | |
| Hart, Donnie | 2016-18 | 2017-18 | Rickard, Joey | 2016-18 | 2017-18 | | | |
| Hendrickson, Mark | 2009-11 | 2011, 2013 | Roberts, Brian | 2001-13 | 2012-13 | | | |



| TRIPLE-A YEAR-BY-YEAR BATTING STATISTICS | | | | | | | | | | | | | |
|--|------|-----|------|-----|------|-----|----|-----|-----|-----|------|-----|----|
| YEAR | AVG. | G | AB | R | H | 2B | 3B | HR | RBI | BB | SO | SB | CS |
| 1969 | .283 | 136 | 4358 | 685 | 1233 | 173 | 34 | 134 | 631 | 451 | 609 | 123 | 86 |
| 1970 | .280 | 140 | 4562 | 641 | 1278 | 182 | 29 | 108 | 583 | 517 | 722 | 68 | 53 |
| 1971 | .270 | 140 | 4519 | 675 | 1220 | 192 | 33 | 151 | 626 | 467 | 794 | 42 | 34 |
| 1972 | .246 | 143 | 4491 | 541 | 1107 | 161 | 41 | 52 | 496 | 542 | 821 | 40 | 35 |
| 1973 | .238 | 145 | 4423 | 550 | 1054 | 195 | 21 | 89 | 500 | 587 | 748 | 45 | 29 |
| 1974 | .236 | 139 | 4353 | 456 | 1026 | 162 | 33 | 60 | 408 | 497 | 912 | 47 | 34 |
| 1975 | .260 | 141 | 4493 | 547 | 1166 | 178 | 28 | 47 | 495 | 465 | 794 | 66 | 39 |
| 1976 | .259 | 138 | 4429 | 566 | 1148 | 177 | 36 | 83 | 512 | 516 | 673 | 128 | 71 |
| 1977 | .252 | 140 | 4517 | 603 | 1139 | 167 | 37 | 119 | 554 | 558 | 802 | 98 | 51 |
| 1978 | .254 | 140 | 4513 | 605 | 1145 | 210 | 38 | 100 | 553 | 539 | 794 | 76 | 43 |
| 1979 | .239 | 141 | 4486 | 527 | 1073 | 181 | 43 | 73 | 477 | 445 | 837 | 127 | 39 |
| 1980 | .264 | 139 | 4423 | 535 | 1167 | 191 | 41 | 43 | 487 | 479 | 630 | 117 | 51 |
| 1981 | .254 | 138 | 4423 | 547 | 1123 | 187 | 29 | 90 | 501 | 435 | 644 | 178 | 91 |
| 1982 | .265 | 137 | 4531 | 637 | 1202 | 197 | 39 | 87 | 578 | 531 | 656 | 195 | 99 |
| 1983 | .273 | 139 | 4544 | 694 | 1239 | 201 | 36 | 102 | 633 | 576 | 795 | 175 | 79 |
| 1984 | .257 | 140 | 4483 | 581 | 1151 | 175 | 15 | 89 | 525 | 492 | 848 | 129 | 60 |
| 1985 | .266 | 139 | 4669 | 558 | 1243 | 216 | 31 | 76 | 511 | 415 | 778 | 129 | 54 |
| 1986 | .273 | 140 | 4667 | 594 | 1275 | 210 | 37 | 55 | 541 | 480 | 717 | 105 | 34 |
| 1987 | .282 | 140 | 4720 | 725 | 1331 | 262 | 37 | 117 | 665 | 500 | 720 | 104 | 34 |
| 1988 | .256 | 141 | 4593 | 540 | 1176 | 218 | 22 | 63 | 484 | 442 | 634 | 95 | 41 |
| 1989 | .255 | 146 | 4745 | 603 | 1210 | 223 | 23 | 85 | 553 | 547 | 790 | 86 | 32 |
| 1990 | .256 | 146 | 4648 | 592 | 1191 | 205 | 24 | 65 | 542 | 530 | 701 | 99 | 48 |
| 1991 | .256 | 142 | 4687 | 613 | 1201 | 219 | 33 | 68 | 543 | 562 | 861 | 73 | 49 |
| 1992 | .255 | 142 | 4569 | 517 | 1163 | 195 | 16 | 90 | 470 | 354 | 945 | 102 | 49 |
| 1993 | .253 | 141 | 4680 | 537 | 1182 | 190 | 49 | 80 | 483 | 426 | 772 | 154 | 78 |
| 1994 | .247 | 142 | 4756 | 617 | 1177 | 226 | 34 | 80 | 544 | 488 | 864 | 146 | 85 |
| 1995 | .260 | 142 | 4697 | 650 | 1219 | 229 | 40 | 90 | 602 | 434 | 823 | 132 | 94 |
| 1996 | .267 | 141 | 4645 | 643 | 1238 | 258 | 42 | 110 | 605 | 437 | 900 | 109 | 63 |
| 1997 | .267 | 142 | 4727 | 659 | 1260 | 245 | 21 | 131 | 610 | 544 | 993 | 91 | 58 |
| 1998 | .268 | 142 | 4757 | 661 | 1274 | 238 | 35 | 110 | 607 | 564 | 841 | 129 | 64 |
| 1999 | .280 | 140 | 4688 | 675 | 1313 | 258 | 32 | 121 | 631 | 468 | 782 | 115 | 73 |
| 2000 | .265 | 144 | 4841 | 654 | 1281 | 254 | 24 | 96 | 603 | 529 | 873 | 152 | 93 |
| 2001 | .261 | 142 | 4727 | 602 | 1232 | 244 | 20 | 103 | 562 | 439 | 913 | 110 | 48 |
| 2002 | .257 | 143 | 4751 | 598 | 1223 | 243 | 32 | 119 | 546 | 431 | 934 | 110 | 52 |
| 2003 | .260 | 143 | 4689 | 581 | 1218 | 250 | 27 | 90 | 541 | 435 | 875 | 178 | 50 |
| 2004 | .261 | 144 | 4739 | 590 | 1239 | 253 | 28 | 117 | 535 | 373 | 1010 | 102 | 70 |
| 2005 | .267 | 144 | 4842 | 674 | 1293 | 270 | 35 | 131 | 628 | 491 | 987 | 124 | 61 |
| 2006 | .240 | 141 | 4519 | 497 | 1084 | 209 | 21 | 76 | 461 | 454 | 955 | 85 | 47 |
| 2007 | .261 | 144 | 4771 | 568 | 1247 | 224 | 32 | 92 | 533 | 418 | 808 | 112 | 52 |
| 2008 | .270 | 142 | 4823 | 635 | 1304 | 240 | 35 | 66 | 589 | 432 | 920 | 122 | 74 |
| 2009 | .272 | 142 | 4715 | 603 | 1283 | 259 | 30 | 78 | 563 | 386 | 814 | 132 | 44 |
| 2010 | .251 | 144 | 4895 | 629 | 1231 | 239 | 24 | 122 | 578 | 454 | 986 | 129 | 51 |
| 2011 | .251 | 143 | 4932 | 601 | 1238 | 216 | 22 | 119 | 565 | 464 | 1138 | 94 | 38 |
| 2012 | .250 | 144 | 4831 | 586 | 1208 | 240 | 29 | 111 | 544 | 495 | 1091 | 76 | 35 |
| 2013 | .258 | 144 | 4873 | 638 | 1259 | 250 | 20 | 127 | 594 | 503 | 1072 | 66 | 29 |
| 2014 | .269 | 144 | 4918 | 636 | 1322 | 227 | 30 | 79 | 587 | 469 | 1008 | 102 | 38 |
| 2015 | .257 | 144 | 4857 | 532 | 1249 | 216 | 13 | 75 | 495 | 396 | 878 | 60 | 34 |
| 2016 | .257 | 144 | 4921 | 535 | 1264 | 232 | 21 | 94 | 498 | 439 | 1062 | 62 | 32 |
| 2017 | .254 | 142 | 4805 | 591 | 1222 | 265 | 32 | 125 | 555 | 425 | 1175 | 51 | 23 |
| 2018 | .252 | 140 | 4618 | 601 | 1162 | 240 | 24 | 103 | 563 | 433 | 1095 | 61 | 19 |

| Single-Season Batting Records | | | | |
|-------------------------------|------|------|------|------|
| BATTING | HIGH | YEAR | LOW | YEAR |
| AT BATS | 4932 | 2011 | 4353 | 1974 |
| RUNS | 725 | 1987 | 456 | 1974 |
| HITS | 1331 | 1987 | 1026 | 1974 |
| DOUBLES | 270 | 2005 | 161 | 1972 |
| TRIPLES | 49 | 1993 | 13 | 2015 |
| HOME RUNS | 151 | 1971 | 43 | 1980 |
| RBI | 665 | 1987 | 408 | 1974 |
| AVERAGE | .283 | 1969 | .236 | 1974 |
| SACRIFICE HITS | 99 | 1979 | 10 | 2013 |
| SACRIFICE FLIES | 52 | 2003 | 28 | 1970 |
| HBP | 62 | 2003 | 15 | 1986 |
| WALKS | 587 | 1973 | 354 | 1992 |
| STRIKEOUTS | 1175 | 2017 | 609 | 1969 |
| STOLEN BASES | 195 | 1982 | 40 | 1972 |
| CAUGHT STEALING | 99 | 1982 | 19 | 2018 |

| TRIPLE-A YEAR-BY-YEAR PITCHING STATISTICS | | | | | | | | | | | | |
|---|------|-----|----|-----|----|--------|------|-----|-----|-----|------|-----|
| YEAR | ERA | G | CG | SHO | SV | IP | H | R | ER | BB | SO | HR |
| 1969 | 4.16 | 136 | 50 | 6 | 18 | 1134.2 | 1152 | 588 | 524 | 490 | 683 | 135 |
| 1970 | 4.07 | 140 | 46 | 9 | 24 | 1184.0 | 1147 | 614 | 536 | 527 | 812 | 121 |
| 1971 | 3.62 | 140 | 49 | 18 | 27 | 1168.1 | 1090 | 570 | 470 | 494 | 926 | 93 |
| 1972 | 3.35 | 143 | 49 | 18 | 23 | 1208.1 | 1111 | 532 | 450 | 511 | 827 | 95 |
| 1973 | 3.13 | 145 | 59 | 13 | 18 | 1188.2 | 1097 | 502 | 414 | 529 | 736 | 69 |
| 1974 | 3.71 | 139 | 40 | 12 | 14 | 1159.2 | 1176 | 585 | 478 | 564 | 766 | 86 |
| 1975 | 2.77 | 141 | 47 | 21 | 21 | 1188.1 | 1004 | 425 | 366 | 452 | 678 | 62 |
| 1976 | 4.15 | 138 | 35 | 5 | 24 | 1159.0 | 1205 | 634 | 535 | 558 | 684 | 82 |
| 1977 | 4.02 | 140 | 25 | 7 | 34 | 1192.0 | 1243 | 629 | 532 | 541 | 632 | 89 |
| 1978 | 3.68 | 140 | 35 | 10 | 17 | 1192.0 | 1207 | 602 | 488 | 477 | 723 | 93 |
| 1979 | 3.54 | 141 | 23 | 8 | 38 | 1188.2 | 1144 | 533 | 467 | 430 | 687 | 59 |
| 1980 | 3.59 | 139 | 36 | 6 | 16 | 1180.2 | 1152 | 577 | 471 | 473 | 788 | 70 |
| 1981 | 3.60 | 138 | 42 | 11 | 23 | 1188.2 | 1072 | 558 | 476 | 533 | 738 | 95 |
| 1982 | 3.40 | 137 | 27 | 11 | 28 | 1197.2 | 1125 | 530 | 453 | 594 | 777 | 92 |
| 1983 | 4.18 | 139 | 27 | 8 | 34 | 1168.1 | 1165 | 635 | 543 | 571 | 787 | 99 |
| 1984 | 3.47 | 140 | 23 | 13 | 37 | 1181.1 | 1038 | 547 | 455 | 511 | 778 | 96 |
| 1985 | 3.09 | 139 | 18 | 11 | 36 | 1229.2 | 1127 | 512 | 422 | 467 | 726 | 74 |
| 1986 | 3.60 | 140 | 15 | 9 | 39 | 1211.0 | 1183 | 564 | 484 | 474 | 737 | 97 |
| 1987 | 3.72 | 140 | 19 | 9 | 32 | 1201.1 | 1107 | 574 | 497 | 487 | 746 | 91 |
| 1988 | 3.14 | 141 | 27 | 10 | 30 | 1202.0 | 1026 | 496 | 419 | 473 | 796 | 57 |
| 1989 | 3.30 | 146 | 29 | 14 | 33 | 1247.2 | 1184 | 547 | 457 | 396 | 748 | 61 |
| 1990 | 3.42 | 146 | 21 | 15 | 44 | 1231.0 | 1186 | 551 | 468 | 446 | 880 | 69 |
| 1991 | 3.79 | 142 | 14 | 13 | 34 | 1253.1 | 1227 | 600 | 528 | 521 | 734 | 82 |
| 1992 | 4.17 | 142 | 14 | 11 | 26 | 1188.1 | 1212 | 623 | 550 | 407 | 799 | 106 |
| 1993 | 3.77 | 141 | 17 | 9 | 36 | 1247.1 | 1276 | 610 | 522 | 357 | 845 | 89 |
| 1994 | 3.56 | 142 | 23 | 10 | 29 | 1261.1 | 1252 | 590 | 499 | 405 | 730 | 106 |
| 1995 | 3.01 | 142 | 15 | 18 | 35 | 1258.2 | 1153 | 493 | 421 | 419 | 921 | 79 |
| 1996 | 3.51 | 141 | 9 | 12 | 46 | 1221.0 | 1122 | 545 | 476 | 356 | 921 | 120 |
| 1997 | 3.78 | 142 | 7 | 9 | 37 | 1232.1 | 1238 | 616 | 517 | 509 | 952 | 105 |
| 1998 | 4.07 | 142 | 6 | 9 | 34 | 1241.2 | 1248 | 669 | 561 | 511 | 1043 | 117 |
| 1999 | 4.58 | 140 | 7 | 7 | 39 | 1219.2 | 1283 | 712 | 620 | 532 | 984 | 156 |
| 2000 | 4.22 | 144 | 11 | 6 | 29 | 1270.0 | 1299 | 647 | 596 | 508 | 895 | 113 |
| 2001 | 3.55 | 142 | 4 | 10 | 52 | 1256.0 | 1246 | 565 | 495 | 411 | 919 | 108 |
| 2002 | 3.74 | 143 | 6 | 13 | 30 | 1248.2 | 1296 | 585 | 519 | 382 | 940 | 97 |
| 2003 | 4.10 | 143 | 3 | 8 | 35 | 1239.0 | 1277 | 614 | 565 | 398 | 943 | 106 |
| 2004 | 4.06 | 144 | 5 | 5 | 43 | 1257.1 | 1272 | 661 | 563 | 463 | 957 | 118 |
| 2005 | 3.73 | 144 | 0 | 10 | 45 | 1270.1 | 1241 | 585 | 526 | 426 | 974 | 121 |
| 2006 | 4.17 | 141 | 2 | 14 | 31 | 1209.0 | 1284 | 619 | 560 | 390 | 908 | 102 |
| 2007 | 3.81 | 144 | 3 | 9 | 50 | 1261.2 | 1230 | 603 | 534 | 425 | 1024 | 100 |
| 2008 | 4.34 | 142 | 2 | 6 | 31 | 1241.1 | 1286 | 704 | 599 | 490 | 1018 | 110 |
| 2009 | 3.87 | 142 | 1 | 9 | 40 | 1224.2 | 1221 | 607 | 527 | 412 | 998 | 113 |
| 2010 | 4.16 | 144 | 2 | 7 | 34 | 1280.0 | 1318 | 673 | 592 | 449 | 1017 | 119 |
| 2011 | 4.34 | 143 | 3 | 7 | 27 | 1277.0 | 1319 | 686 | 616 | 512 | 846 | 129 |
| 2012 | 3.41 | 144 | 7 | 11 | 38 | 1280.2 | 1175 | 564 | 485 | 441 | 1036 | 80 |
| 2013 | 3.81 | 144 | 3 | 8 | 38 | 1270.2 | 1245 | 606 | 538 | 464 | 999 | 99 |
| 2014 | 4.42 | 144 | 1 | 5 | 34 | 1272.1 | 1318 | 716 | 625 | 459 | 1088 | 127 |
| 2015 | 3.17 | 144 | 1 | 14 | 47 | 1273.2 | 1137 | 489 | 448 | 441 | 986 | 75 |
| 2016 | 3.78 | 144 | 1 | 14 | 33 | 1282.0 | 1288 | 585 | 538 | 395 | 1120 | 102 |
| 2017 | 4.14 | 142 | 2 | 8 | 32 | 1241.1 | 1297 | 639 | 571 | 450 | 1028 | 111 |
| 2018 | 4.05 | 140 | 2 | 10 | 31 | 1205.1 | 1218 | 610 | 542 | 444 | 1109 | 109 |

TRIPLE-A YEAR-BY-YEAR FIELDING STATISTICS

| YEAR | PO | A | E | PB | DP | PCT. |
|------|-------------|-------------|------------|-----------|------------|-------------|
| 1969 | 3404 | 1342 | 129 | 18 | 107 | .974 |
| 1970 | 3552 | 1428 | 127 | 19 | 137 | .975 |
| 1971 | 3505 | 1401 | 155 | 22 | 109 | .969 |
| 1972 | 3625 | 1457 | 161 | 20 | 127 | .969 |
| 1973 | 3566 | 1500 | 136 | 14 | 142 | .974 |
| 1974 | 3497 | 1514 | 155 | 14 | 151 | .970 |
| 1975 | 3565 | 1552 | 113 | 10 | 125 | .978 |
| 1976 | 3477 | 1482 | 148 | 14 | 138 | .971 |
| 1977 | 3576 | 1621 | 178 | 16 | 145 | .967 |
| 1978 | 3576 | 1523 | 183 | 11 | 130 | .965 |
| 1979 | 3566 | 1547 | 136 | 26 | 147 | .974 |
| 1980 | 3542 | 1372 | 169 | 24 | 101 | .967 |
| 1981 | 3566 | 1596 | 145 | 18 | 151 | .972 |
| 1982 | 3593 | 1544 | 135 | 13 | 145 | .974 |
| 1983 | 3505 | 1472 | 151 | 11 | 131 | .971 |
| 1984 | 3544 | 1548 | 118 | 15 | 146 | .977 |
| 1985 | 3689 | 1571 | 147 | 5 | 129 | .973 |
| 1986 | 3633 | 1656 | 147 | 8 | 164 | .973 |
| 1987 | 3604 | 1534 | 122 | 4 | 118 | .977 |
| 1988 | 3606 | 1609 | 133 | 20 | 129 | .975 |
| 1989 | 3743 | 1629 | 138 | 12 | 130 | .975 |
| 1990 | 3693 | 1543 | 142 | 13 | 156 | .974 |
| 1991 | 3760 | 1701 | 143 | 11 | 170 | .974 |
| 1992 | 3565 | 1516 | 140 | 14 | 131 | .973 |
| 1993 | 3742 | 1605 | 144 | 16 | 167 | .974 |
| 1994 | 3784 | 1632 | 142 | 17 | 151 | .974 |
| 1995 | 3776 | 1639 | 147 | 8 | 147 | .974 |
| 1996 | 3663 | 1480 | 139 | 11 | 108 | .974 |
| 1997 | 3697 | 1574 | 156 | 13 | 166 | .971 |
| 1998 | 3725 | 1501 | 146 | 15 | 158 | .973 |
| 1999 | 3659 | 1372 | 151 | 25 | 122 | .971 |
| 2000 | 3810 | 1480 | 100 | 19 | 131 | .981 |
| 2001 | 3768 | 1559 | 123 | 12 | 151 | .977 |
| 2002 | 3746 | 1441 | 105 | 7 | 117 | .980 |
| 2003 | 3717 | 1486 | 99 | 12 | 146 | .981 |
| 2004 | 3772 | 1450 | 141 | 15 | 146 | .974 |
| 2005 | 3811 | 1569 | 128 | 8 | 130 | .977 |
| 2006 | 3627 | 1494 | 115 | 6 | 145 | .978 |
| 2007 | 3785 | 1490 | 108 | 16 | 115 | .980 |
| 2008 | 3724 | 1387 | 137 | 20 | 121 | .974 |
| 2009 | 3674 | 1366 | 134 | 13 | 148 | .974 |
| 2010 | 3840 | 1455 | 155 | 10 | 155 | .973 |
| 2011 | 3831 | 1430 | 119 | 11 | 144 | .978 |
| 2012 | 3842 | 1454 | 122 | 16 | 137 | .977 |
| 2013 | 3812 | 1558 | 113 | 22 | 133 | .979 |
| 2014 | 3817 | 1328 | 125 | 14 | 112 | .976 |
| 2015 | 3821 | 1533 | 87 | 22 | 138 | .984 |
| 2016 | 3846 | 1455 | 83 | 10 | 134 | .985 |
| 2017 | 3724 | 1388 | 129 | 7 | 120 | .975 |
| 2018 | 3616 | 1143 | 88 | 18 | 100 | .982 |

Single-Season Fielding Records

| FIELDING | HIGH | YEAR | LOW | YEAR |
|--------------|------|------|-------------|-------------|
| PUTOUTS | 3846 | 2016 | 3404 | 1969 |
| ASSISTS | 1701 | 1991 | 1143 | 2018 |
| ERRORS | 183 | 1978 | 83 | 2016 |
| PASSED BALLS | 26 | 1979 | 4 | 1987 |
| DOUBLE PLAYS | 170 | 1991 | 100 | 2018 |
| PERCENTAGE | .985 | 2016 | .965 | 1978 |

TIDES
LOGOS
THROUGH
THE YEARS

1969-1992



1993-2015



2016-



MLB Exhibition Games Played in Norfolk/Tidewater since 1969 (35)

| Date | Teams | Result | Attendance |
|---------|--------------------------|------------------------|------------|
| 3/26/18 | Baltimore vs. Norfolk | Orioles 7, Tides 6 | 9,181 |
| 3/31/17 | Baltimore vs. Norfolk | Orioles 3, Tides 3 | 8,729 |
| 3/29/14 | Baltimore vs. Norfolk | Orioles 4, Tides 3 | 10,156 |
| 4/4/12 | Baltimore vs. Norfolk | Tides 6, Orioles 4 | 8,749 |
| 4/3/09 | Baltimore vs. Washington | Orioles 6, Nationals 3 | 11,833 |
| 3/30/07 | Baltimore vs. Washington | Orioles 6, Nationals 5 | 12,408 |
| 4/19/01 | New York vs. Norfolk | Mets 2, Tides 0 | 10,053 |
| 4/26/99 | New York vs. Norfolk | Mets 2, Tides 0 | 8,092 |
| 5/28/98 | New York vs. Norfolk | Tides 4, Mets 3 | 7,053 |
| 5/12/97 | New York vs. Norfolk | Tides 9, Mets 4 | 6,696 |
| 5/9/96 | New York vs. Norfolk | Tides 3, Mets 0 | 6,927 |
| 8/14/95 | New York vs. Norfolk | Mets 9, Tides 6 | 9,493 |
| 5/23/94 | New York vs. Norfolk | Tides 3, Mets 2 | 10,760 |
| 5/27/93 | New York vs. Norfolk | Tides 2, Mets 1 | 12,330 |
| 6/3/92 | New York vs. Tidewater | Mets 4, Tides 3 | NA |
| 4/22/91 | New York vs. Tidewater | Tides 3, Mets 0 | NA |
| 4/16/90 | New York vs. Tidewater | Mets 9, Tides 6 | 6,145 |
| 6/29/89 | New York vs. Tidewater | Tides 6, Mets 0 | 6,171 |
| 4/28/88 | New York vs. Tidewater | Tides 2, Mets 1 | 6,172 |
| 6/11/87 | New York vs. Tidewater | Tides 7, Mets 1 | 6,165 |
| 5/23/85 | New York vs. Tidewater | Tides 1, Mets 0 | 6,188 |
| 5/3/84 | New York vs. Tidewater | Tides 7, Mets 1 | 6,121 |
| 6/27/83 | New York vs. Tidewater | Tides 5, Mets 5 | 6,182 |
| 6/7/79 | New York vs. Tidewater | Mets 8, Tides 6 | NA |
| 8/3/78 | New York vs. Tidewater | Mets 13, Tides 11 | 5,256 |
| 5/25/77 | New York vs. Tidewater | Mets 8, Tides 6 | 4,531 |
| 7/26/76 | New York vs. Tidewater | Tides 8, Mets 3 | NA |
| 7/10/75 | New York vs. Tidewater | Mets 9, Tides 7 | 5,170 |
| 8/15/74 | New York vs. Tidewater | Mets 5, Tides 1 | 3,394 |
| 6/6/73 | New York vs. Tidewater | Mets 17, Tides 11 | 4,018 |
| 6/15/72 | New York vs. Tidewater | Tides 11, Mets 3 | 6,262 |
| 5/24/71 | New York vs. Tidewater | Tides 6, Mets 5 | 4,819 |
| 4/4/71 | Baltimore vs. New York | Orioles 5, Mets 1 | 6,111 |
| 6/1/70 | New York vs. Tidewater | Tides 9, Mets 2 | 6,338 |
| 7/28/69 | New York vs. Tidewater | Rained Out | NA |

ALL HARBOR PARK TEAM

Voted on by fans in 2017 to
commemorate 25th year at Harbor Park

C - Matt Wieters
1B - Christian Walker
2B - Jonathan Schoop
3B - Butch Huskey
SS - Jose Reyes
OF - Dariel Alvarez
OF - Jeromy Burnitz
OF - Angel Pagan
P - Jake Arrieta
P - Zach Britton
P - Jason Isringhausen
P - Chris Tillman

Utility - David Wright
Manager - Ron Johnson
General Manager - Dave Rosenfield



Clint Hurdle managed the Tides in their last year at Met Park (1992)
and their first year at Harbor Park (1993).

TOP TRIPLE-A SEASON BATTING PERFORMANCES

HITS IN A SEASON

| | | |
|------------------|-----|------|
| Elster, Kevin* | 170 | 1987 |
| Blocker, Terry | 164 | 1987 |
| Carreon, Mark | 164 | 1987 |
| Franco, Matt* | 164 | 1996 |
| Stanton, LeRoy | 162 | 1971 |
| Cervenak, Mike* | 157 | 2007 |
| Diaz, Victor | 154 | 2004 |
| Haney, Todd | 152 | 1998 |
| Wilson, Mookie* | 152 | 1980 |
| Álvarez, Dariel | 151 | 2016 |
| Pemberton, Brock | 151 | 1976 |
| Stanton, LeRoy | 151 | 1970 |
| Theodore, George | 151 | 1972 |
| Gaspar, Rod | 149 | 1970 |
| Milligan, Randy | 149 | 1987 |
| Gardner, Jeff | 147 | 1991 |
| Magadan, Dave | 147 | 1986 |
| Agbayani, Benny | 145 | 1997 |
| O'Malley, Tom | 145 | 1989 |
| Torres, Eider | 145 | 2008 |

HOME RUNS IN A SEASON

| | | |
|-------------------|----|------|
| Petagine, Roberto | 31 | 1997 |
| Milligan, Randy | 29 | 1987 |
| Huskey, Butch* | 28 | 1993 |
| Rajsich, Gary | 28 | 1983 |
| Álvarez, Pedro | 26 | 2017 |
| McNulty, Bill | 25 | 1973 |
| Diaz, Victor | 24 | 2004 |
| Foster, Roy | 24 | 1969 |
| Rajsich, Gary | 24 | 1981 |
| Brazell, Craig | 23 | 2004 |
| Diaz, Arsenio | 23 | 1971 |
| Stanton, LeRoy | 23 | 1971 |
| Aubrey, Michael | 22 | 2010 |
| Brant, Marshall | 22 | 1979 |
| Hurdle, Clint | 22 | 1983 |
| Hurdle, Clint | 21 | 1984 |
| Jorgensen, Mike | 21 | 1969 |
| McClain, Scott | 21 | 1997 |
| Allen, Ron | 20 | 1971 |
| Allen, Ron | 20 | 1970 |
| Mangual, Pepe | 20 | 1977 |
| Stratton, Rob | 20 | 2002 |
| Tracy, Andy | 20 | 2002 |

STOLEN BASES IN A SEASON

| | | |
|--------------------|----|------|
| Snead, Esix* | 61 | 2003 |
| Wilson, Mookie | 50 | 1980 |
| Wilson, Mookie | 49 | 1979 |
| Bullock, Eric* | 45 | 1993 |
| Flores, Gil | 43 | 1981 |
| Mangual, Pepe | 40 | 1977 |
| Snead, Esix* | 40 | 2004 |
| Veras, Quilvio | 40 | 1994 |
| Backman, Wally | 37 | 1983 |
| Tarver, La Schelle | 36 | 1984 |
| Tarver, La Schelle | 35 | 1985 |
| Borbon, Julio | 34 | 2014 |
| Blocker, Terry | 33 | 1987 |
| Tyner, Jason | 33 | 2000 |
| Jefferies, Gregg | 32 | 1988 |
| Carreon, Mark | 31 | 1987 |
| Mangual, Pepe | 31 | 1978 |
| Burnitz, Jeromy | 30 | 1992 |
| Agbayani, Benny | 29 | 1997 |

3 players tied at 28 stolen bases

*Led League

SEASON AVERAGE

| | | |
|--------------------|------|------|
| Haney, Todd* | .345 | 1998 |
| Vail, Mike* | .342 | 1975 |
| Tarver, La Schelle | .326 | 1984 |
| Milligan, Randy* | .326 | 1987 |
| Daubach, Brian | .325 | 2005 |
| Stanton, LeRoy | .324 | 1971 |
| Franco, Matt | .323 | 1996 |
| Tillman, Rusty | .322 | 1982 |
| Scutaro, Marco | .319 | 2002 |
| Gaspar, Rod | .318 | 1970 |
| Petagine, Roberto | .317 | 1997 |
| Backman, Wally | .316 | 1983 |
| Salazar, Oscar | .316 | 2008 |
| Christensen, John | .316 | 1984 |
| Decker, Steve | .314 | 1998 |
| Blocker, Terry | .312 | 1987 |
| Carreon, Mark | .312 | 1987 |
| Fiorentino, Jeff | .312 | 2009 |
| Haney, Todd | .311 | 1999 |
| Magadan, Dave | .311 | 1986 |
| Tarver, La Schelle | .311 | 1984 |

To qualify, a batter must have 2.7 plate appearances per team game (378 PA in 140-game season)

RBI IN A SEASON

| | | |
|-------------------|-----|------|
| Hurdle, Clint | 105 | 1983 |
| Milligan, Randy* | 103 | 1987 |
| Stanton, LeRoy | 101 | 1971 |
| Petagine, Roberto | 100 | 1997 |
| Diaz, Victor | 94 | 2004 |
| Stanton, LeRoy | 94 | 1970 |
| Foster, Roy* | 92 | 1969 |
| Álvarez, Pedro | 89 | 2017 |
| Carreon, Mark | 89 | 1987 |
| Terrero, Luis | 88 | 2008 |
| Huskey, Butch | 87 | 1995 |
| Milner, John | 87 | 1971 |
| Salazar, Oscar | 85 | 2008 |
| O'Malley, Tom* | 84 | 1989 |
| Rajsich, Gary | 83 | 1983 |
| Franco, Matt | 81 | 1996 |
| Staiger, Roy* | 81 | 1975 |
| Diaz, Arsenio | 79 | 1971 |
| Vail, Mike | 79 | 1975 |
| Cervenak, Mike | 78 | 2007 |
| Theodore, George | 78 | |

RUNS IN A SEASON

| | | |
|-------------------|----|------|
| Milligan, Randy* | 99 | 1987 |
| David, Andre | 97 | 1987 |
| Mangual, Pepe* | 95 | 1977 |
| Wilson, Mookie* | 92 | 1980 |
| Agbayani, Benny | 90 | 1997 |
| Petagine, Roberto | 90 | 1997 |
| Blocker, Terry | 89 | 1987 |
| Haney, Todd | 84 | 1998 |
| McKnight, Tom | 84 | 1989 |
| Stanton, LeRoy | 84 | 1971 |
| Wilson, Mookie | 84 | 1979 |
| Carreon, Mark | 83 | 1987 |
| Elster, Kevin | 83 | 1987 |
| Brown, Curtis | 82 | 1971 |
| Haney, Todd | 82 | 1999 |
| Hurdle, Clint | 82 | 1983 |
| Milner, John | 82 | 1971 |
| Diaz, Victor | 81 | 2004 |
| Gaspar, Rod | 81 | 1970 |
| Thurman, Gary | 81 | 1996 |

*Led League

GAMES IN A SEASON

| | | |
|-------------------|-----|------|
| Theodore, George | 143 | 1972 |
| Barnes, Lute | 142 | 1973 |
| Gosger, Jim | 142 | 1972 |
| Diaz, Victor | 141 | 2004 |
| Wilson, Mookie* | 141 | 1979 |
| Cervenak, Mike* | 140 | 2007 |
| McNulty, Bill | 140 | 1973 |
| Mangual, Pepe* | 140 | 1977 |
| Hurdle, Clint | 139 | 1983 |
| Stanton, LeRoy* | 139 | 1971 |
| Almanzar, Michael | 138 | 2015 |
| Álvarez, Pedro* | 138 | 2017 |
| Brant, Marshall | 138 | 1979 |
| Gardner, Jeff | 138 | 1990 |
| Pemberton, Brock* | 138 | 1978 |
| Schneck, Dave | 138 | 1973 |
| Walker, Christian | 138 | 2015 |
| Pemberton, Brock | 137 | 1975 |
| Snead, Esix | 137 | 2003 |
| Staiger, Roy | 137 | 1975 |

DOUBLES IN A SEASON

| | | |
|-------------------|----|------|
| Salazar, Oscar* | 42 | 2008 |
| Carreon, Mark* | 41 | 1987 |
| Franco, Matt* | 40 | 1996 |
| Álvarez, Dariel* | 38 | 2016 |
| Dosch, Drew* | 36 | 2017 |
| Beane, Billy* | 34 | 1985 |
| Elster, Kevin | 33 | 1987 |
| Haney, Todd | 33 | 1998 |
| Hurdle, Clint* | 33 | 1983 |
| Magadan, Dave | 33 | 1986 |
| Walker, Christian | 33 | 2015 |
| Bogar, Tim | 32 | 1992 |
| Giles, Brian | 32 | 1982 |
| House, J.R. | 32 | 2007 |
| Petagine, Roberto | 32 | 1997 |
| Álvarez, Pedro | 31 | 2017 |
| Diaz, Victor | 31 | 2004 |
| Norman, Dan | 31 | 1978 |
| Stanton, LeRoy* | 31 | 1971 |
| Tarasco, Tony | 31 | 2001 |
| Terrero, Luis | 31 | 2008 |

WALKS IN A SEASON

| | | |
|-------------------|-----|------|
| Mangual, Pepe | 126 | 1977 |
| Hurdle, Clint | 105 | 1983 |
| Gosger, Jim* | 92 | 1972 |
| Milligan, Randy* | 91 | 1987 |
| Backman, Wally* | 87 | 1980 |
| McGuire, Ryan* | 87 | 2000 |
| Kurpiel, Ed | 86 | 1977 |
| McNulty, Bill | 85 | 1973 |
| Petagine, Roberto | 85 | 1997 |
| Gardner, Jeff | 84 | 1990 |
| Gardner, Jeff* | 84 | 1991 |
| Gaspar, Rod | 84 | 1970 |
| Magadan, Dave | 84 | 1986 |
| Cipot, Ed | 82 | 1979 |
| Mangual, Pepe | 81 | 1978 |
| Hurdle, Clint | 79 | 1984 |
| McKnight, Jeff* | 79 | 1989 |
| Milliard, Ralph | 79 | 1998 |
| Trapp, Randy | 79 | 1976 |
| Allen, Ron | 76 | 1971 |
| Cubbage, Mike | 76 | 1982 |
| David, Andre | 76 | 1987 |

*Led League

AT-BATS IN A SEASON

| | | |
|--------------------|-----|------|
| Cervenak, Mike* | 554 | 2007 |
| Elster, Kevin* | 549 | 1987 |
| Álvarez, Pedro* | 547 | 2017 |
| Andino, Robert | 546 | 2011 |
| Walker, Christian* | 534 | 2015 |
| Barnes, Lute* | 531 | 1973 |
| Wilson, Mookie | 529 | 1979 |
| Diaz, Victor | 528 | 2004 |
| Blocker, Terry | 525 | 1987 |
| Carreon, Mark | 525 | 1987 |
| Álvarez, Dariel* | 524 | 2016 |
| Pemberton, Brock | 520 | 1976 |
| Harris, Brendan | 516 | 2011 |
| Pagan, Angel | 516 | 2005 |
| Wilson, Mookie | 515 | 1980 |
| Álvarez, Dariel | 512 | 2015 |
| Wynne, Marvell | 512 | 1982 |
| Theodore, George | 510 | 1972 |
| Franco, Matt | 508 | 1996 |

4 players tied at 504 at-bats

TRIPLES IN A SEASON

| | | |
|------------------|----|------|
| Wilson, Mookie* | 14 | 1980 |
| Howard, Mike | 10 | 1982 |
| Pagan, Angel | 10 | 2005 |
| Wilson, Mookie | 10 | 1979 |
| Agbayani, Benny | 9 | 1996 |
| Canzano, Tony | 9 | 1969 |
| Martinez, Teddy | 9 | 1970 |
| Vail, Mike* | 9 | 1975 |
| Barnes, Lute | 8 | 1972 |
| Bullock, Eric | 8 | 1993 |
| Fahey, Brandon | 8 | 2007 |
| Gardenire, Ron | 8 | 1981 |
| Terrero, Luis | 8 | 2008 |
| Elster, Kevin | 7 | 1987 |
| Garcia, Omar | 7 | 1995 |
| Gosger, Jim | 7 | 1974 |
| Mangual, Pepe | 7 | 1977 |
| Pemberton, Brock | 7 | 1976 |
| Theodore, George | 7 | 1972 |
| Tillman, Rusty | 7 | 1983 |
| Wynne, Marvell | 7 | 1982 |

STRIKEOUTS IN A SEASON

| | | |
|----------------------|------------|-------------|
| Costanzo, Mike | 159 | 2008 |
| Escobar, Alex | 146 | 2001 |
| Hall, Bill | 141 | 2012 |
| Walker, Christian | 138 | 2016 |
| Álvarez, Pedro | 137 | 2017 |
| Washington, David | 137 | 2017 |
| Walker, Christian | 136 | 2015 |
| Diaz, Victor* | 133 | 2004 |
| Beane, Billy* | 130 | 1985 |
| Avery, Xavier | 123 | 2016 |
| Mancini, Trey | 123 | 2016 |
| Tracy, Andy | 123 | 2002 |
| Hughes, Rhyne | 121 | 2010 |
| Rosa, Garabez | 121 | 2018 |
| Pridie, Jason | 120 | 2013 |
| Brant, Marshall* | 119 | 1979 |
| Mangual, Pepe | 119 | 1977 |
| Bell, Josh | 118 | 2011 |
| Terrero, Luis | 118 | 2008 |
| McDaniel, Terry | 117 | 1991 |

*Led League

TOP TRIPLE-A SEASON PITCHING PERFORMANCES

WINS IN A SEASON

| | | |
|------------------|----|------|
| Bibby, Jim* | 15 | 1971 |
| Fyhrie, Mike* | 15 | 1996 |
| Scobie, Jason* | 15 | 2005 |
| Matlack, Jon | 14 | 1969 |
| Parker, Harry | 14 | 1972 |
| Capra, Buzz | 13 | 1971 |
| Gardiner, Mike | 13 | 1996 |
| Holman, Scott | 13 | 1979 |
| Jackson, Roy Lee | 13 | 1977 |
| Latham, Bill | 13 | 1985 |
| Lynch, Ed | 13 | 1980 |
| Scott, Mike | 13 | 1980 |
| Swan, Craig | 13 | 1975 |
| Todd, Jackson | 13 | 1976 |
| Walker, Pete* | 13 | 2001 |

16 pitchers tied at 12 victories

LOWEST ERA IN A SEASON

| | | |
|--------------------|------|------|
| West, David* | 1.80 | 1988 |
| Holman, Scott* | 1.99 | 1979 |
| Capra, Buzz* | 2.19 | 1971 |
| Swan, Craig | 2.24 | 1975 |
| Laxton, Bill | 2.49 | 1975 |
| Parker, Harry | 2.61 | 1972 |
| Espinosa, Nino | 2.62 | 1975 |
| Biercevicz, Greg | 2.64 | 1982 |
| Vaughn, DeWayne* | 2.66 | 1987 |
| Latham, Bill | 2.68 | 1985 |
| Griffiths, Jeremy* | 2.74 | 2003 |
| Niemann, Randy | 2.76 | 1985 |
| Moore, Tommy | 2.80 | 1972 |
| Mitchell, John | 2.84 | 1988 |
| Jacome, Jason | 2.84 | 1994 |
| Glass, John | 2.85 | 1973 |
| Todd, Jackson | 2.91 | 1976 |
| Jones, Chris | 2.94 | 2015 |
| Gaff, Brent | 2.94 | 1981 |
| Scott, Mike | 2.96 | 1980 |

To qualify, a pitcher must have thrown 0.8 innings per team game (112.0 IP in 140-game season)

GAMES STARTED IN A SEASON

| | | |
|------------------|----|------|
| Bernard, Dwight | 29 | 1977 |
| Scott, Mike* | 29 | 1978 |
| Beatty, Blaine* | 28 | 1991 |
| Bittiger, Jeff* | 28 | 1983 |
| Gozzo, Mauro | 28 | 1993 |
| Reed, Rick* | 28 | 1996 |
| Sterling, Randy | 28 | 1974 |
| Sterling, Randy | 28 | 1975 |
| Beatty, Blaine | 27 | 1989 |
| Darling, Ron | 27 | 1983 |
| Dixon, Tom | 27 | 1981 |
| Fyhrie, Mike | 27 | 1996 |
| Hernandez, Manny | 27 | 1990 |
| Hillman, Eric | 27 | 1991 |
| Jackson, Roy Lee | 27 | 1977 |
| Leary, Tim | 27 | 1983 |
| Mitchell, John | 27 | 1986 |
| Mitchell, John | 27 | 1988 |
| Murray, Dan | 27 | 1999 |
| Parker, Harry | 27 | 1972 |
| Raziano, Barry | 27 | 1972 |
| Sauerbeck, Scott | 27 | 1998 |
| Telgheder, Dave | 27 | 1992 |
| Withem, Shannon | 27 | 1997 |

WINNING PCT. IN A SEASON

| | | | |
|----------------------|------|------|------|
| Schulze, Don* | .917 | 11-1 | 1987 |
| Terrell, Walt* | .909 | 10-1 | 1983 |
| Dougherty, Jim* | .909 | 10-1 | 1997 |
| Hillman, Eric* | .909 | 10-1 | 1994 |
| Wright, Mike* | .900 | 9-1 | 2015 |
| Isringhausen, Jason* | .900 | 9-1 | 1995 |
| Frisella, Danny* | .846 | 11-2 | 1969 |
| Hillman, Eric* | .818 | 9-2 | 1992 |
| Mimbs, Mark | .818 | 9-2 | 1998 |
| Taylor, Chuck | .818 | 9-2 | 1972 |
| Gardiner, Mike* | .813 | 13-3 | 1996 |
| Capra, Buzz | .813 | 13-3 | 1971 |
| Dewey, Mark* | .800 | 12-3 | 1991 |
| Crawford, Joe | .800 | 8-2 | 1997 |
| Corey, Mark | .800 | 8-2 | 2001 |
| Latham, Bill | .786 | 11-3 | 1984 |
| Walker, Pete | .765 | 13-4 | 2001 |
| West, David* | .750 | 12-4 | 1988 |
| Bohanon, Brian | .750 | 9-3 | 1997 |
| Phillips, Zach | .750 | 9-3 | 2016 |

Minimum 10 decisions

LOSSES IN A SEASON

| | | |
|--------------------|----|------|
| Leary, Tim* | 16 | 1983 |
| Berenguer, Juan* | 15 | 1980 |
| Tate, Randy* | 14 | 1976 |
| Telgheder, Dave* | 14 | 1992 |
| Bernard, Dwight | 13 | 1977 |
| Connors, Bill* | 13 | 1969 |
| Holman, Scott* | 13 | 1984 |
| Sauerbeck, Scott | 13 | 1998 |
| Roberts, Chris* | 13 | 1995 |
| van den Hurk, Rick | 13 | 2011 |
| Marshall, Randy | 13 | 1992 |
| Moore, Tommy | 12 | 1974 |
| Grose, Jeff | 12 | 1976 |
| Raziano, Barry | 12 | 1972 |
| Hillman, Eric | 12 | 1991 |
| Juran, Timothy | 12 | 1974 |
| Johnson, Jim | 12 | 2007 |
| Pauley, David | 12 | 2009 |
| Dixon, Tom | 12 | 1980 |

20 pitchers tied at 11 losses

HITS ALLOWED IN A SEASON

| | | |
|------------------|-----|------|
| Gozzo, Mauro* | 208 | 1993 |
| Todd, Jackson | 204 | 1976 |
| Sterling, Randy | 198 | 1974 |
| Roberts, Chris | 197 | 1995 |
| Scott, Mike | 196 | 1978 |
| Beatty, Blaine | 192 | 1991 |
| Roa, Joe | 184 | 1994 |
| Hillman, Eric | 184 | 1991 |
| Bruhert, Mike | 182 | 1977 |
| Bernard, Dwight | 181 | 1977 |
| Sterling, Randy | 178 | 1975 |
| Sauerbeck, Scott | 178 | 1998 |
| Matlack, Jon | 176 | 1969 |
| Jackson, Roy Lee | 176 | 1978 |
| Bittiger, Jeff | 175 | 1983 |
| Raziano, Barry | 174 | 1972 |
| Jackson, Roy Lee | 174 | 1977 |
| Beatty, Blaine | 173 | 1989 |
| Telgheder, Dave | 173 | 1992 |
| Young, Anthony | 172 | 1991 |

*Led League

STRIKEOUTS IN A SEASON

| | | |
|-------------------|-----|------|
| Berenguer, Juan* | 178 | 1980 |
| Mernandez, Manny* | 157 | 1990 |
| Bibby, Jim | 150 | 1971 |
| Matlack, Jon | 146 | 1970 |
| Matlack, Jon | 145 | 1971 |
| West, David | 143 | 1988 |
| Puleo, Charlie | 133 | 1981 |
| Valera, Julio | 133 | 1990 |
| Jackson, Roy Lee | 132 | 1978 |
| Raziano, Barry | 132 | 1972 |
| Moore, Tommy | 131 | 1974 |
| Berenguer, Juan | 130 | 1978 |
| Webb, Hank | 130 | 1974 |
| Reed, Rick | 128 | 1996 |
| Jones, Bobby | 126 | 1993 |
| Gardiner, Mike | 125 | 1996 |
| Todd, Jackson | 125 | 1976 |
| Fernandez, Sid | 123 | 1984 |
| Heilman, Aaron | 123 | 2004 |
| Ownbey, Rick | 122 | 1982 |

INNINGS PITCHED IN A SEASON

| | | |
|------------------|-------|------|
| Todd, Jackson* | 201.0 | 1976 |
| Parker, Harry | 200.0 | 1972 |
| Scott, Mike | 192.0 | 1978 |
| Sterling, Randy | 191.0 | 1974 |
| Gozzo, Mauro | 190.1 | 1993 |
| Mitchell, John* | 190.0 | 1988 |
| Beatty, Blaine | 185.0 | 1989 |
| Matlack, Jon | 183.0 | 1970 |
| Reed, Rick* | 182.0 | 1996 |
| Sterling, Randy | 179.0 | 1975 |
| Mitchell, John | 178.1 | 1989 |
| Dixon, Tom | 177.0 | 1981 |
| Swan, Craig | 177.0 | 1975 |
| Valera, Julio* | 176.1 | 1991 |
| Bibby, Jim | 176.0 | 1971 |
| Jackson, Roy Lee | 176.0 | 1978 |
| Matlack, Jon | 176.0 | 1969 |
| Beatty, Blaine | 175.1 | 1991 |
| Hernandez, Manny | 173.1 | 1990 |
| Bernard, Dwight | 173.0 | 1977 |

*Led League

SAVES IN A SEASON

| | | |
|------------------|----|------|
| Doyle, Cory | 29 | 2007 |
| Asencio, Jairo* | 28 | 2013 |
| Wallace, Derek* | 26 | 1996 |
| Drake, Oliver | 23 | 2015 |
| Henriquez, Oscar | 23 | 1999 |
| Worrell, Mark | 21 | 2011 |
| Gardner, Wes* | 20 | 1984 |
| Sarfate, Dennis | 20 | 2010 |
| Welch, Mike | 20 | 1997 |
| Cook, Mike | 19 | 1994 |
| Henriquez, Oscar | 19 | 2001 |
| Innis, Jeff | 19 | 1990 |
| Gardner, Wes* | 18 | 1985 |
| Miller, Jim | 17 | 2009 |
| Beato, Pedro | 16 | 2015 |
| Bell, Heath | 16 | 2004 |
| Bernard, Dwight | 16 | 1979 |
| Meek, Evan | 16 | 2014 |
| Parra, Jose | 16 | 2004 |
| Wallace, Derek | 16 | 1998 |

APPEARANCES IN A SEASON

| | | |
|------------------|----|------|
| Beato, Pedro* | 65 | 2016 |
| Beato, Pedro* | 63 | 2015 |
| Guerra, Mark* | 63 | 1999 |
| Tricek, Rick* | 62 | 1996 |
| Brittan, Corey | 58 | 2001 |
| Frey, Steve | 58 | 1988 |
| Cornejo, Mardie | 56 | 1977 |
| Rogers, Bryan | 56 | 1995 |
| Olwine, Ed | 55 | 1985 |
| Zamora, Pete | 55 | 2003 |
| Burns, Tom* | 54 | 1986 |
| Miller, Jim | 54 | 2009 |
| Wallace, Derek | 54 | 1998 |
| Gardner, Wes | 53 | 1985 |
| Henriquez, Oscar | 53 | 1999 |
| Serrano, Jimmy | 53 | 2002 |
| Stewart, Scott | 53 | 2000 |
| Vann, Brandy | 53 | 1993 |
| Gonzalez, Lariel | 52 | 2000 |
| Green, Steve | 52 | 2007 |
| Worrell, Mark | 52 | 2011 |

*Led League

WALKS IN A SEASON

| | | |
|-----------------|-----|------|
| Ownbey, Rick | 112 | 1982 |
| Bittiger, Jeff* | 111 | 1983 |
| Bibby, Jim | 109 | 1971 |
| Moore, Tommy* | 103 | 1974 |
| Darling, Ron | 102 | 1983 |
| West, David* | 97 | 1988 |
| Darling, Ron | 95 | 1982 |
| Holman, Scott | 95 | 1982 |
| Dixon, Tom | 93 | 1981 |
| Tate, Randy | 93 | 1976 |
| Berenguer, Juan | 91 | 1978 |
| Matlack, Jon | 90 | 1970 |
| Grose, Jeff | 88 | 1976 |
| Gamboa, Eddie* | 84 | 2015 |
| Scott, Mike | 83 | 1978 |
| Bernard, Dwight | 79 | 1977 |
| Bernard, Dwight | 77 | 1975 |
| Berenguer, Juan | 76 | 1980 |
| Sterling, Randy | 75 | 1973 |
| Glass, John | 74 | 1973 |

HR ALLOWED IN A SEASON

| | | |
|--------------------|----|------|
| Roberts, Chris* | 24 | 1995 |
| van den Hurk, Rick | 23 | 2011 |
| Murray, Dan | 22 | 1999 |
| Anderson, Craig | 21 | 2008 |
| Middlebrook, Jason | 21 | 2003 |
| Withem, Shannon | 21 | 1997 |
| Lewis, Richie | 19 | 1999 |
| Matlack, Jon | 19 | 1969 |
| Beatty, Blaine | 18 | 1991 |
| Connors, Bill | 18 | 1969 |
| Darling, Ron | 18 | 1982 |
| Junge, Eric | 18 | 2005 |
| Gardiner, Mike | 18 | 1996 |
| Strange, Pat | 18 | 2004 |
| Bascom, Tim | 17 | 2010 |
| Tillman, Chris | 17 | 2011 |

11 pitchers tied at 16 home runs allowed

*Led League

INDIVIDUAL CAREER BATTING PERFORMANCES

CAREER HITS

| | |
|-------------------|-----|
| Springer, Steve | 717 |
| Blocker, Terry | 529 |
| Toca, Jorge | 456 |
| Flores, Gil | 450 |
| Staiger, Roy | 435 |
| Carreon, Mark | 419 |
| Baez, Kevin | 400 |
| Agbayani, Benny | 369 |
| McKnight, Jeff | 358 |
| Barnes, Lute | 355 |
| Gardner, Jeff | 350 |
| Alvarez, Dariel | 344 |
| Norman, Dan | 325 |
| Gardenhire, Ron | 320 |
| Gosger, Jim | 318 |
| Diaz, Victor | 315 |
| Gibbons, John | 314 |
| Stanton, Leroy | 313 |
| Walker, Christian | 313 |
| Hurdle, Clint | 310 |

CAREER HOME RUNS

| | |
|-----------------------|-----------|
| Rajsich, Gary | 52 |
| Hurdle, Clint | 50 |
| Springer, Steve | 49 |
| Diaz, Victor | 43 |
| Petagine, Roberto | 43 |
| Stanton, Leroy | 42 |
| Walker, Christian | 42 |
| Allen, Ron | 40 |
| Johnson, Mark | 39 |
| Norman, Dan | 39 |
| Agbayani, Benny | 38 |
| Huskey, Butch | 38 |
| Brant, Marshall | 36 |
| Carreon, Mark | 36 |
| Jorgensen, Mike | 36 |
| Toca, Jorge | 36 |
| Staiger, Roy | 35 |
| Álvarez, Pedro | 34 |
| Baldwin, Billy | 34 |
| Bell, Josh | 33 |

CAREER STOLEN BASES

| | |
|--------------------|-----|
| Flores, Gil | 113 |
| Blocker, Terry | 110 |
| Wilson, Mookie | 103 |
| Snead, Esix | 101 |
| Tarver, La Schelle | 74 |
| Mangual, Pepe | 71 |
| Agbayani, Benny | 64 |
| Chapman, Kelvin | 64 |
| Carreon, Mark | 62 |
| Burnitz, Jeromy | 58 |
| Avery, Xavier | 57 |
| Borbon, Julio | 57 |
| Tillman, Rusty | 53 |
| Howard, Mike | 52 |
| Angle, Matt | 51 |
| Giles, Brian | 51 |
| Backman, Wally | 50 |
| Torres, Eider | 50 |
| Gardenhire, Ron | 48 |
| Basak, Chris | 47 |
| Trapp, Randy | 47 |

CAREER AVERAGE

| | |
|--------------------|------|
| Perez, Timo | .365 |
| Salazar, Oscar | .333 |
| Haney, Todd | .328 |
| Tarver, La Schelle | .319 |
| Petagine, Roberto | .318 |
| Keppinger, Jeff | .317 |
| Scutaro, Marco | .316 |
| Stanton, Leroy | .314 |
| Jorgensen, Mike | .310 |
| Elster, Kevin | .310 |
| Clevenger, Steve | .308 |
| Donnels, Chris | .302 |
| Martinez, Ted | .302 |
| Agbayani, Benny | .298 |
| Milligan, Randy | .298 |
| Redman, Tike | .296 |
| Flores, Gil | .295 |
| Fiorentino, Jeff | .295 |
| Pemberton, Brock | .294 |
| Backman, Wally | .293 |

To qualify, a batter must have 500 career at-bats

CAREER RBI

| | |
|-------------------|-----|
| Springer, Steve | 320 |
| Carreon, Mark | 231 |
| Staiger, Roy | 231 |
| Toca, Jorge | 217 |
| Hurdle, Clint | 214 |
| Agbayani, Benny | 195 |
| Stanton, Leroy | 195 |
| Blocker, Terry | 185 |
| Diaz, Victor | 175 |
| Reed, Darren | 171 |
| Baez, Kevin | 171 |
| Norman, Dan | 167 |
| Petagine, Roberto | 165 |
| Snyder, Brandon | 157 |
| Walker, Christian | 157 |
| Baldwin, Billy | 148 |
| Huskey, Butch | 147 |
| Gibbons, John | 145 |
| Gosger, Jim | 145 |
| McKnight, Jeff | 143 |

CAREER RUNS SCORED

| | |
|-----------------|-----|
| Springer, Steve | 327 |
| Blocker, Terry | 253 |
| Flores, Gil | 245 |
| Carreon, Mark | 216 |
| Agbayani, Benny | 200 |
| Toca, Jorge | 195 |
| McKnight, Jeff | 189 |
| Gosger, Jim | 186 |
| Chapman, Kelvin | 182 |
| Hurdle, Clint | 180 |
| Wilson, Mookie | 180 |
| Staiger, Roy | 174 |
| Baez, Kevin | 173 |
| Barnes, Lute | 169 |
| Giles, Brian | 167 |
| Haney, Todd | 166 |
| Mangual, Pepe | 162 |
| Hoes, L.J. | 161 |
| Norman, Dan | 160 |
| Gardenhire, Ron | 159 |
| Gardner, Jeff | 159 |

CAREER GAMES

| | |
|-----------------|-----|
| Springer, Steve | 720 |
| Baez, Kevin | 519 |
| Blocker, Terry | 503 |
| Staiger, Roy | 481 |
| Flores, Gil | 452 |
| Toca, Jorge | 449 |
| McKnight, Jeff | 426 |
| Barnes, Lute | 408 |
| Carreon, Mark | 389 |
| Chapman, Kelvin | 389 |
| Gardner, Jeff | 377 |
| Gibbons, John | 372 |
| Hurdle, Clint | 364 |
| Gosger, Jim | 362 |
| Cipot, Ed | 362 |
| Agbayani, Benny | 348 |
| Dejohn, Mark | 348 |
| Giles, Brian | 347 |
| Gardenhire, Ron | 345 |
| Reed, Darren | 338 |

CAREER DOUBLES

| | |
|--------------------|-----------|
| Springer, Steve | 115 |
| Toca, Jorge | 89 |
| Baez, Kevin | 83 |
| Carreon, Mark | 82 |
| Alvarez, Dariel | 79 |
| Reed, Darren | 77 |
| Hurdle, Clint | 75 |
| Giles, Brian | 73 |
| Walker, Christian | 72 |
| Redman, Prentice | 71 |
| Franco, Matt | 69 |
| Staiger, Roy | 68 |
| Norman, Dan | 67 |
| Agbayani, Benny | 66 |
| Diaz, Victor | 63 |
| Velandia, Jorge | 63 |
| McKnight, Jeff | 62 |
| Snyder, Brandon | 61 |
| Dosch, Drew | 60 |
| Gibbons, John | 60 |

CAREER WALKS

| | |
|-----------------|-----|
| Hurdle, Clint | 231 |
| Mangual, Pepe | 207 |
| Flores, Gil | 200 |
| Gardner, Jeff | 194 |
| McKnight, Jeff | 193 |
| Gosger, Jim | 190 |
| Springer, Steve | 187 |
| Cipot, Ed | 178 |
| Backman, Wally | 165 |
| Agbayani, Benny | 164 |
| Chapman, Kelvin | 162 |
| Barnes, Lute | 156 |
| Trapp, Randy | 154 |
| Baez, Kevin | 146 |
| Gibbons, John | 145 |
| Miller, Rich | 145 |
| Reed, Darren | 143 |
| Giles, Brian | 142 |
| Staiger, Roy | 142 |
| Carreon, Mark | 139 |

CAREER YEARS

| | |
|-------------------|---|
| Baez, Kevin | 6 |
| Chapman, Kelvin | 6 |
| Flores, Gil | 6 |
| Springer, Steve | 6 |
| Agbayani, Benny | 5 |
| Basak, Chris | 5 |
| Blocker, Terry | 5 |
| Carreon, Mark | 5 |
| Castillo, Alberto | 5 |
| Franco, Matt | 5 |
| McKnight, Jeff | 5 |
| Payton, Jay | 5 |
| Toca, Jorge | 5 |
| Urrutia, Henry | 5 |
| Wilson, Vance | 5 |

CAREER TRIPLES

| | |
|--------------------------|-----------|
| Wilson, Mookie | 24 |
| Gardenhire, Ron | 18 |
| Springer, Steve | 18 |
| Agbayani, Benny | 17 |
| Blocker, Terry | 17 |
| Howard, Mike | 16 |
| Barnes, Lute | 14 |
| Martinez, Teddy | 14 |
| Tillman, Rusty | 14 |
| Norman, Dan | 13 |
| Pagan, Angel | 13 |
| Payton, Jay | 13 |
| Yastrzemski, Mike | 13 |
| Basak, Chris | 12 |
| Gosger, Jim | 12 |
| Reed, Darren | 12 |
| Burnitz, Jeromy | 11 |
| Davis, Blake | 11 |
| Mangual, Pepe | 11 |
| Canzano, Tony | 10 |
| Carreon, Mark | 10 |
| Flores, Gil | 10 |
| Haney, Todd | 10 |
| Miller, Rich | 10 |
| Redman, Tike | 10 |

CAREER ON-BASE PCT.

| | |
|--------------------|------|
| Petagine, Roberto | .426 |
| Donnels, Chris | .422 |
| Haney, Todd | .415 |
| Milligan, Randy | .412 |
| Backman, Wally | .409 |
| Mangual, Pepe | .403 |
| Perez, Timo | .403 |
| Jorgensen, Mike | .399 |
| Tarver, La Schelle | .393 |
| Torve, Kelvin | .388 |
| Scutaro, Marco | .386 |
| Johnson, Mark | .383 |
| Agbayani, Benny | .383 |
| Salazar, Oscar | .382 |
| Hurdle, Clint | .382 |
| Flores, Gil | .380 |
| Gardner, Jeff | .380 |
| Fiorentino, Jeff | .378 |
| Allen, Ron | .376 |
| Clevenger, Steve | .375 |
| Reimold, Nolan | .375 |

To qualify, a batter must have 500 career at-bats

INDIVIDUAL CAREER PITCHING PERFORMANCES

CAREER WINS

| | |
|-----------------------|-----------|
| Jackson, Roy Lee | 39 |
| Matlack, Jon | 37 |
| Mitchell, John | 36 |
| Holman, Scott | 33 |
| Sterling, Randy | 32 |
| Bittiger, Jeff | 31 |
| Mitchell, Andy | 31 |
| Scott, Mike | 31 |
| Hillman, Eric | 30 |
| Leach, Terry | 30 |
| Tillman, Chris | 30 |
| Anderson, Rick | 29 |
| Gaff, Brent | 28 |
| Latham, Bill | 27 |
| Moore, Tommy | 27 |
| Strange, Pat | 26 |
| Telgheder, Dave | 26 |
| Bernard, Dwight | 25 |
| Dixon, Tom | 25 |
| Beatty, Blaine | 24 |

CAREER ERA

| | |
|---------------------|------|
| Drake, Oliver | 1.85 |
| West, David | 2.00 |
| Mimbs, Mark | 2.08 |
| Isringhausen, Jason | 2.11 |
| Fernandez, Sid | 2.30 |
| Gardner, Wes | 2.31 |
| Myers, Randy | 2.32 |
| Innis, Jeff | 2.37 |
| Baldwin, Rick | 2.45 |
| Laxton, Bill | 2.49 |
| Harris, Greg | 2.51 |
| Glynn, Ed | 2.54 |
| Rodriguez, Richard | 2.61 |
| Parker, Harry | 2.61 |
| Olwine, Ed | 2.62 |
| Beato, Pedro | 2.65 |
| Swan, Craig | 2.66 |
| Gabino, Armando | 2.67 |
| Eveland, Dana | 2.68 |
| Espinosa, Nino | 2.75 |

Minimum 100.0 innings pitched

CAREER GAMES STARTED

| | |
|-----------------------|-----------|
| Mitchell, John | 88 |
| Holman, Scott | 80 |
| Sterling, Randy | 79 |
| Jackson, Roy Lee | 77 |
| Bittiger, Jeff | 75 |
| Matlack, Jon | 74 |
| Telgheder, Dave | 73 |
| Tillman, Chris | 73 |
| Moore, Tommy | 70 |
| Scott, Mike | 70 |
| Wright, Mike | 70 |
| Edens, Tom | 68 |
| Bernard, Dwight | 65 |
| Dixon, Tom | 65 |
| Hillman, Eric | 61 |
| Webb, Hank | 61 |
| Johnson, Steve | 60 |
| Pacella, John | 58 |
| Gaff, Brent | 56 |
| Latham, Bill | 56 |
| Seo, Jae Wong | 56 |

CAREER WINNING PCT.

| | | |
|---------------------|------|-------|
| Gardiner, Mike | .813 | 13-3 |
| Frisella, Danny | .783 | 18-5 |
| Isringhausen, Jason | .750 | 12-4 |
| Drummond, Tim | .733 | 11-4 |
| Williams, Jimmy | .733 | 11-4 |
| Laxton, Bill | .733 | 11-4 |
| Cram, Jerry | .720 | 18-7 |
| Baldwin, Rick | .706 | 12-5 |
| West, David | .704 | 19-8 |
| Capra, Buzz | .688 | 22-10 |
| Plummer, Dale | .680 | 17-8 |
| Phillips, Zach | .667 | 12-6 |
| Walker, Pete | .667 | 20-10 |
| Bibby, Jim | .655 | 19-10 |
| Terrell, Walt | .654 | 17-9 |
| Espinosa, Nino | .652 | 15-8 |
| Crawford, Joe | .652 | 15-8 |
| Hausman, Tom | .647 | 11-6 |
| Fernandez, Sid | .647 | 11-6 |
| Hillman, Eric | .638 | 30-17 |

Minimum 15 decisions

CAREER STRIKEOUTS

| | |
|-----------------------|------------|
| Matlack, Jon | 390 |
| Jackson, Roy Lee | 387 |
| Tillman, Chris | 350 |
| Moore, Tommy | 343 |
| Anderson, Rick | 341 |
| Johnson, Steve | 339 |
| Telgheder, Dave | 328 |
| Berenguer, Juan | 308 |
| Dixon, Tom | 293 |
| Webb, Hank | 287 |
| Wright, Mike | 287 |
| Leach, Terry | 281 |
| Raziano, Barry | 278 |
| Bernard, Dwight | 275 |
| Strange, Pat | 267 |
| Valera, Julio | 267 |
| Mitchell, John | 250 |
| Roach, Jason | 249 |
| Bell, Heath | 246 |
| Bittiger, Jeff | 246 |

CAREER SAVES

| | |
|------------------|----|
| Wallace, Derek | 49 |
| Henriquez, Oscar | 46 |
| Bell, Heath | 43 |
| Gardner, Wes | 38 |
| Innis, Jeff | 38 |
| Drake, Oliver | 33 |
| Miller, Jim | 30 |
| Doyle, Cory | 29 |
| Asencio, Jairo | 28 |
| Glynn, Ed | 23 |
| Leach, Terry | 23 |
| Welch, Mike | 22 |
| Worrell, Mark | 21 |
| Beato, Pedro | 20 |
| Cornejo, Mardie | 20 |
| Sarfate, Dennis | 20 |
| Tam, Jeff | 20 |
| Cook, Mike | 19 |
| Moore, Brad | 19 |
| Savage, Jack | 19 |

CAREER WALKS

| | |
|------------------|-----|
| Bernard, Dwight | 261 |
| Moore, Tommy | 258 |
| Holman, Scott | 234 |
| Bittiger, Jeff | 216 |
| Matlack, Jon | 211 |
| Jackson, Roy Lee | 208 |
| Anderson, Rick | 202 |
| Darling, Ron | 197 |
| Mitchell, John | 181 |
| Sterling, Randy | 181 |
| Dixon, Tom | 178 |
| Raziano, Barry | 177 |
| Scott, Mike | 177 |
| Webb, Hank | 177 |
| Berenguer, Juan | 175 |
| Edens, Tom | 175 |
| Mitchell, Andy | 157 |
| Strange, Pat | 157 |
| Johnson, Steve | 155 |
| Pacella, John | 155 |

CAREER LOSSES

| | |
|-----------------------|-----------|
| Bernard, Dwight | 37 |
| Dixon, Tom | 32 |
| Holman, Scott | 31 |
| Mitchell, John | 31 |
| Sterling, Randy | 31 |
| Telgheder, Dave | 31 |
| Jackson, Roy Lee | 29 |
| Tillman, Chris | 29 |
| Moore, Tommy | 28 |
| Webb, Hank | 26 |
| Raziano, Barry | 26 |
| Pacella, John | 26 |
| Bittiger, Jeff | 25 |
| Matlack, Jon | 25 |
| Anderson, Rick | 25 |
| Roach, Jason | 24 |
| Strange, Pat | 23 |
| Johnson, Steve | 23 |
| Leary, Tim | 23 |

6 pitchers tied at 22 losses

CAREER INNINGS PITCHED

| | |
|------------------|-------|
| Mitchell, John | 589.1 |
| Jackson, Roy Lee | 559.0 |
| Anderson, Rick | 558.2 |
| Sterling, Randy | 536.0 |
| Matlack, Jon | 511.0 |
| Telgheder, Dave | 496.1 |
| Bernard, Dwight | 494.0 |
| Moore, Tommy | 479.0 |
| Holman, Scott | 474.1 |
| Scott, Mike | 463.0 |
| Leach, Terry | 457.2 |
| Edens, Tom | 442.0 |
| Dixon, Tom | 433.2 |
| Bittiger, Jeff | 429.1 |
| Hillman, Eric | 420.0 |
| Gaff, Brent | 419.0 |
| Mitchell, Andy | 400.1 |
| Strange, Pat | 395.2 |
| Raziano, Barry | 395.0 |
| Wright, Mike | 389.2 |

CAREER APPEARANCES

| | |
|--------------------|-----|
| Anderson, Rick | 193 |
| Leach, Terry | 183 |
| Bell, Heath | 160 |
| Miller, Jim | 158 |
| Glynn, Ed | 148 |
| Plummer, Dale | 141 |
| Wallace, Derek | 140 |
| Bernard, Dwight | 129 |
| Innis, Jeff | 128 |
| Beato, Pedro | 128 |
| Castillo, Alberto | 128 |
| Mitchell, Andy | 124 |
| Stewart, Scott | 117 |
| Guerra, Mark | 117 |
| Jackson, Roy Lee | 110 |
| Johnson, Steve | 110 |
| Henriquez, Oscar | 108 |
| Olwine, Ed | 105 |
| Phillips, Zach | 105 |
| Rodriguez, Richard | 103 |

CAREER YEARS PITCHED

| | |
|-----------------------|----------|
| Anderson, Rick | 7 |
| Bell, Heath | 6 |
| Johnson, Steve | 6 |
| Leach, Terry | 6 |
| Myrick, Bob | 6 |
| Tillman, Chris | 6 |
| Bernard, Dwight | 5 |
| Britton, Zach | 5 |
| Bruhert, Mike | 5 |
| Clark, Zach | 5 |
| Gaff, Brent | 5 |
| Gamboa, Eddie | 5 |
| Glynn, Ed | 5 |
| Wright, Mike | 5 |

CAREER COMPLETE GAMES

| | |
|------------------|----|
| Matlack, Jon | 29 |
| Moore, Tommy | 28 |
| Sterling, Randy | 26 |
| Swan, Craig | 23 |
| Capra, Buzz | 20 |
| Mitchell, John | 20 |
| Dixon, Tom | 19 |
| Webb, Hank | 18 |
| Lynch, Ed | 17 |
| Scott, Mike | 17 |
| Berenguer, Juan | 15 |
| Bibby, Jim | 15 |
| Frisella, Danny | 15 |
| Glass, John | 15 |
| Jackson, Roy Lee | 15 |
| Todd, Jackson | 15 |
| Espinosa, Nino | 14 |
| Raziano, Barry | 14 |
| Gaff, Brent | 13 |
| Holman, Scott | 13 |
| Parker, Harry | 13 |

TIDES BATTING RECORDS AS ORIOLES AFFILIATE (2007-)

| CAREER | | | | SEASON | | | |
|--|-----------|--------------------------|----------------|--|------------|--------------------------|----------------|
| BATTING AVG. <i>(minimum 500 at-bats)</i> | | GAMES | AT BATS | BATTING AVG. <i>(minimum 350 at-bats)</i> | | GAMES | AT BATS |
| Salazar, Oscar | .333 | Walker, Christian | 313 | Alvarez, Dariel | 1209 | Cervenak, Mike ('07) | 140 |
| Clevenger, Steve | .308 | Alvarez, Dariel | 304 | Walker, Christian | 1204 | Almanzar, Michael ('15) | 138 |
| Redman, Tike | .296 | Davis, Blake | 300 | Hoes, L.J. | 1078 | Álvarez, Pedro ('17) | 138 |
| Fiorentino, Jeff | .295 | Snyder, Brandon | 285 | Snyder, Brandon | 1049 | Walker, Christian ('15) | 138 |
| Torres, Eider | .288 | Avery, Xavier | 284 | Davis, Blake | 1011 | Harris, Brendan ('11) | 136 |
| RUNS | | HITS | DOUBLES | RUNS | | HITS | DOUBLES |
| Hoes, L.J. | 161 | Alvarez, Dariel | 344 | Alvarez, Dariel | 79 | Cervenak, Mike ('07) | 157 |
| Walker, Christian | 147 | Walker, Christian | 313 | Walker, Christian | 72 | Alvarez, Dariel ('16) | 151 |
| Alvarez, Dariel | 137 | Hoes, L.J. | 302 | Snyder, Brandon | 61 | Torres, Eider ('08) | 145 |
| Avery, Xavier | 131 | Snyder, Brandon | 269 | Dosch, Drew | 60 | Andino, Robert ('10) | 144 |
| Redman, Tike | 130 | Urrutia, Henry | 261 | Salazar, Oscar | 59 | Alvarez, Dariel ('15) | 141 |
| TRIPLES | | HOME RUNS | RUNS BATTED IN | TRIPLES | | HOME RUNS | RUNS BATTED IN |
| Yastrzemski, Mike | 13 | Walker, Christian | 42 | Snyder, Brandon | 157 | Álvarez, Pedro ('17) | 26 |
| Davis, Blake | 11 | Álvarez, Pedro | 34 | Walker, Christian | 157 | Aubrey, Michael ('10) | 22 |
| Redman, Tike | 10 | Bell, Josh | 32 | Alvarez, Dariel | 140 | Bell, Josh ('11) | 19 |
| Avery, Xavier | 8 | Hughes, Rhyne | 28 | Salazar, Oscar | 128 | Walker, Christian ('16) | 18 |
| Fahey, Brandon | 8 | Reimold, Nolan | 27 | Yastrzemski, Mike | 122 | Walker, Christian ('15) | 18 |
| Terrero, Luis | 8 | STRIKEOUTS | | WALKS | | STRIKEOUTS | |
| Avery, Xavier | 57 | Walker, Christian | 323 | Hoes, L.J. | 135 | Hoes, L.J. ('13) | 58 |
| Borbon, Julio | 57 | Avery, Xavier | 302 | Avery, Xavier | 119 | Berry, Quintin ('14) | 57 |
| Angle, Matt | 51 | Snyder, Brandon | 256 | Yastrzemski, Mike | 117 | Hoffmann, Jamie ('12) | 54 |
| Torres, Eider | 50 | Hughes, Rhyne | 254 | Reimold, Nolan | 116 | Reimold, Nolan ('10) | 54 |
| Redman, Tike | 38 | Yastrzemski, Mike | 247 | Walker, Christian | 107 | Stewart, DJ ('18) | 54 |
| STOLEN BASES | | STOLEN BASES | | STOLEN BASES | | STOLEN BASES | |
| Avery, Xavier | 57 | Borbon, Julio | 57 | Angle, Matt | 51 | Torres, Eider | 50 |
| Borbon, Julio | 57 | Angle, Matt | 51 | Torres, Eider | 50 | Redman, Tike | 38 |
| Angle, Matt | 51 | Torres, Eider | 50 | Redman, Tike | 38 | | |
| Torres, Eider | 50 | Redman, Tike | 38 | | | | |
| Redman, Tike | 38 | | | | | | |

TIDES PITCHING RECORDS AS ORIOLES AFFILIATE (2007-)

| CAREER | | | | SEASON | | | |
|---|------------|-----------------------|----------------|--|-----------|----------------------------|---------------|
| ERA <i>(minimum 100.0 innings pitched)</i> | | WINS | LOSSES | ERA <i>(minimum 90.0 IP)</i> | | WINS | LOSSES |
| Drake, Oliver | 1.85 | Mitchell, Andy | 31 | Tillman, Chris | 2.70 | Mitchell, Andy ('08) | 12 |
| Rodriguez, Richard | 2.61 | Tillman, Chris | 30 | Johnson, Steve | 2.84 | Mitchell, Andy ('09) | 11 |
| Beato, Pedro | 2.65 | Wright, Mike | 22 | Gamboa, Eddie | 2.86 | Tillman, Chris ('10) | 11 |
| Gabino, Armando | 2.67 | Arrieta, Jake | 21 | Mitchell, Andy | 2.94 | Kester, Tim ('07) | 9 |
| Davies, Zach | 2.84 | Jones, Chris | 20 | Wright, Mike | 2.98 | Melville, Tim ('18) | 9 |
| STRIKEOUTS | | APPEARANCES | GAMES STARTED | SAVES | | APPEARANCES | GAMES STARTED |
| Tillman, Chris | 350 | Miller, Jim | 158 | Doyne, Cory ('07) | 29 | Olson, Garrett ('08) | 9 |
| Johnson, Steve | 339 | Beato, Pedro | 128 | Asencio, Jairo ('13) | 28 | Pauley, David ('09) | 9 |
| Wright, Mike | 287 | Castillo, Alberto | 128 | Drake, Oliver ('15) | 23 | Phillips, Zach ('16) | 9 |
| Jones, Chris | 237 | Mitchell, Andy | 124 | Worrell, Mark ('11) | 21 | VandenHurk, Rick ('11) | 9 |
| Arrieta, Jake | 234 | Johnson, Steve | 110 | Sarfate, Dennis ('10) | 20 | Waters, Chris ('08) | 9 |
| SHUTOUTS | | INNINGS PITCHED | COMPLETE GAMES | COMPLETE GAMES | | APPEARANCES | GAMES STARTED |
| Arrieta, Jake | 2 | Tillman, Chris | 403.2 | Johnson, Jim ('07) | 2 | Beato, Pedro ('16) | 65 |
| Matusz, Brian | 2 | Mitchell, Andy | 400.1 | Tillman, Chris ('10) | 2 | Beato, Pedro ('15) | 63 |
| Tillman, Chris | 2 | Wright, Mike | 389.2 | Several Tied with 1 | | Miller, Jim ('09) | 54 |
| Bergesen, Brad | 1 | Johnson, Steve | 354.2 | WINNING PCT <i>(minimum 10 decisions)</i> | | Green, Steve ('07) | 52 |
| Clark, Zach | 1 | Jones, Chris | 340.1 | Wright, Mike ('15) | .900 9-1 | Worrell, Mark ('11) | 52 |
| Means, John | 1 | COMPLETE GAMES | | Phillips, Zach ('16) | .750 9-3 | SHUTOUTS | |
| Gamboa, Eddie | 157 | Tillman, Chris | 3 | Garcia, Freddy ('13) | .727 8-3 | Tillman, Chris ('10) | 2 |
| Mitchell, Andy | 157 | Arrieta, Jake | 2 | Anderson, Craig ('07) | .700 7-3 | Several Tied with 1 | |
| Johnson, Steve | 155 | Johnson, Jim | 2 | Mitchell, Andy ('09) | .688 11-5 | WALKS | |
| Tillman, Chris | 126 | Matusz, Brian | 2 | STRIKEOUTS | | Gamboa, Eddie ('15) | 84 |
| Arrieta, Jake | 109 | Several Tied with 1 | | Olson, Garrett ('08) | 120 | Mitchell, Andy ('08) | 58 |
| WINNING PCT <i>(minimum 15 decisions)</i> | | WALKS | | George, Chris ('11) | 56 | George, Chris ('11) | 56 |
| Phillips, Zach | .667 12-6 | Gamboa, Eddie | 157 | Bukvich, Ryan ('08) | 54 | Bukvich, Ryan ('08) | 54 |
| Junge, Eric | .588 10-7 | Mitchell, Andy | 157 | Lee, Chris ('17) | 54 | Lee, Chris ('17) | 54 |
| Mitchell, Andy | .585 31-22 | Johnson, Steve | 155 | Stinson, Josh ('13) | 54 | Stinson, Josh ('13) | 54 |
| Arrieta, Jake | .553 21-17 | Tillman, Chris | 126 | STRIKEOUTS | | Wotherspoon, Matt ('18) | 105 |
| Rodriguez, Richard | .550 11-9 | Arrieta, Jake | 109 | Wotherspoon, Matt ('18) | 105 | | |

Bold indicates player was with Tides in 2018

Bold indicates player was with Tides in 2018

FOR THE TIDES

Hitting

Hit For The Cycle:Timo Perez, 6/9/00 vs. COL
 Inside-The Park HR.....Breyvic Valera, 7/26/18 vs. SYR (G2) (13th inning walk-off)
 Pinch-Hit Home RunChance Sisco, 5/14/17 @ IND
 Pinch-Hit Grand SlamDerek Lee, 8/15/95 @ CHA
 5-Hit Game.....Renato Nuñez, 6/22/18 @ LOU
 6-Hit GameRoy Foster, 7/17/69 at ROC (12 innings)
 3 Home Runs in a GameChase Lambin, 7/15/05 @ SYR (Game 1 of DH)
 Walk-Off Home RunLuis Sardíñas, 8/8/18 vs. SWB
 Walk-Off Inside-The-Park HRBreyvic Valera, 7/26/18 vs. SYR (G2) (13th inning)
 Home Run Hit By PitcherRick Reed, 6/4/96 vs. CHA
 7-RBI gameNick Green, 7/8/11 at DUR
 Steal of HomeL.J. Hoes, 7/24/16 vs. TOL
 4 Stolen Bases in a GameMatt Angle, 7/26/11 @ TOL
 Batter Strikes out 5 TimesDavid Adams, 4/26/14 vs. COL
 Batter Homers in 4 Straight GamesMark Johnson, April 8-11, 2000
 Batter Homers in First Triple-A GameGarabez Rosa, 4/12/15 @ CHA
 Tides Hit 5 HR in a Game8/17/16 @ SWB
 Tides Score 8 or More in an Inning8/1/18 @ CHA, 10 runs (6th inning)
 Tides Score 20 Runs in a game.....4/19/16 @ CHA (20-4 win)

Pitching

7-Inning Perfect GameJohn Mitchell, 6/27/88 vs. IND
 9-Inning No-Hitter.....Chris Tillman, 4/28/10 @ GWN
 7-Inning No-HitterSteve Trachsel, 5/20/01 vs. OTT (Rehab Start)
 Complete Game, 9-Inning 1-Hit ShutoutChris Tillman, 7/5/10 @ CHA
 Complete Game, 9-Inning Shutout.....Zach Clark, 8/31/12 vs. GWN
 Pitcher Throws Back-to-Back CG Shutouts.....Jason Isringhausen, 6/13 & 6/18, 1995
 Tides Pitch Three Straight Shutouts5/28-5/31, 1997
 Pitcher strikes out side on 9 pitches.....Dennis Sarfate, 5/23/10 vs. ROC
 Combined One-Hit Shutout7/27/17 vs. SWB
 Use Seven Pitchers in a Game8/7/18 vs. SWB (7 pitchers in 9 innings)
 Tides Lose No-Hitter in 9th-inning8/3/16 @ DUR (single with 1 out in 9th inning)
 Tides Lose Despite Allowing 1 Hit.....6/14/13 vs. LOU (G2)
 Pitcher Earns Win In Triple-A Debut.....Lucas Long, 7/18/18 @ BUF

Miscellaneous

Tides Turn a Triple Play8/11/15 vs. DUR (5-4-3 Triple Play)
 Tides Play Four Straight Extra-Inning Games5/28-31, 2011
 Tides Score 10 or More in 3 Straight Games7/30-8/1, 1995
 Tides Throw Shutout in Back-To-Back Games7/19/18 @ ROC (both games of DH)
 Game Ends in Tie8/5/07 vs. IND (Game called due to rain, 2-2 in 8th inning)
 Outfielder registers 3 assists in a game.....Quintin Berry, 6/28/14 @ ROC
 Position Player Earns Pitching Victory.....L.J. Hoes, 8/24/16 vs. ROC (13 innings)
 Tides play three straight games with same score.....6/24-6/28, 2015 (5-4 wins)
 Tides sweep 5-game series7/19-22/18 @ ROC

AGAINST THE TIDES

Hitting

Hit For The Cycle:Jason Conti, 7/10/03 @ IND
 Inside-The Park Home RunReggie Taylor, 4/17/04 @ LOU
 5-Hit GameJermaine Mitchell, 8/12/13 vs. ROC (14 innings)
 6-Hit Game.....Michael Coleman, 6/4/99 at PAW (Coleman had 7 hits)
 3 Home Runs in a GameAustin Riley, 5/13/18 @ GWN
 Team Hits Back-to-Back-to-Back HRs8/22/16 vs. DUR (Gillaspie, Motter, Decker)
 Walk-Off Grand SlamMike Costanzo, 5/8/14 @ LOU (9th inning)
 Home Run to Lead Off Game.....Ozzie Albies, 5/16/17 vs. GWN
 8-RBI GameAustin Riley, 5/13/18 @ GWN
 Team Hits 5 HR in a Game.....5/2/18 @ DUR
 Team Scores 10 or More in an Inning.....5/15/18 vs. IND (10 runs in 2nd inning)
 Batter Strikes out 5 TimesGary Matthews, Jr., 6/26/10 vs. LOU
 Steal of HomeDarin Mastroianni, 8/4/14 @ BUF

Pitching

7-Inning Perfect Game.....Joe Niekro, 7/16/72 at TOL
 9-Inning No-Hitter.....Ian Snell, 5/15/05 at IND
 7-Inning No-HitterJoe Niekro, 7/16/72 at TOL (Perfect Game)
 Complete Game, 9-Inning ShutoutMichael Lorenzen, 8/16/15 @ LOU
 Combined One-Hit Shutout.....8/15/06 vs. IND (IND-1, NOR-0)

Miscellaneous

Tides hit into Triple Play9/11/15 vs COL (Playoff Game)
 Pitcher Strikes out 4 Tides in an InningJeff Manship, 7/17/12 vs. ROC

TIDES NO-HITTER HISTORY

Tides 9-inning No-Hitters

Chris Tillman, 4/28/10 at Gwinnett
 Dave Telgheder, 5/15/92 vs. Pawtucket

Tides 7-inning No-Hitters

Steve Trachsel, 5/29/01 vs. Ottawa (Rehab appearance)
 John Mitchell, 6/27/88 vs. IND (Perfect game)
 Hank Webb, 6/7/74 vs. ROC
 Tommie Moore, 8/6/72 vs. ROC

Opponent 9-inning No-Hitters

Ian Snell, 5/15/05 at IND
 Jim Burton, 6/8/75 at PAW

Opponent 7-inning No-Hitters

Joe Niekro, 7/16/72 at TOL (Perfect Game)



Chris Tillman fired a no-hitter at Gwinnett on April 28, 2010. He struck out six and issued one walk in Norfolk's 6-0 victory, throwing 63 of his 105 pitches for strikes.

INDIVIDUAL RECORDS, SINGLE GAME

MOST AT-BATS, 9-Inning Game

7Marvell Wynne, 4/13/82 at Rochester
 7Christian Walker, 4/19/16 at Charlotte

OPPONENT

7Michael Coleman, 6/4/99 at Pawtucket

MOST AT-BATS, Extra-Inning Game

8Roy Staiger, 8/12/74 at Pawtucket
 8Leo Foster, 5/28/77 at Richmond

OPPONENT

82x, last: Fred Lynn, 8/12/74 at Pawtucket

MOST RUNS SCORED

5Several Times (last - Gil Flores, 4/13/82 at Rochester)

OPPONENT

6Michael Coleman, 6/4/99 at Pawtucket
 6Joe DePastino, 6/4/99 at Pawtucket

MOST HITS

6Roy Foster, 7/17/69 (12 Innings) at Rochester

OPPONENT

7Michael Coleman, 6/4/99 at Pawtucket

MOST DOUBLES

4Timo Perez, 7/28/00 vs. Rochester

OPPONENT

3Several Times

MOST TRIPLES

2Several Times (last - Blake Davis, 5/10/12 at Louisville)

OPPONENT

2Several Times (last - Andy Fox, 5/3/97 vs. Columbus)

MOST HOME RUNS

3Ken Perry, 5/17/77 at Pawtucket
 3Bill Baldwin, 7/9/77 at Pawtucket
 3Gary Rajsich, 4/15/81 at Rochester
 3Gary Rajsich, 5/5/81 at Charleston
 3Butch Huskey, 5/29/95 at Toledo
 3Chase Lambin, 7/15/05 (Game 1 of DH) at Syracuse

OPPONENT

35x, last: Austin Riley, 5/13/18 at Gwinnett

MOST RUNS BATTED IN

8Phil Lombardi, 5/13/88 at Rochester

OPPONENT

8Austin Riley, 5/13/18 at Gwinnett

MOST STOLEN BASES

4Gil Flores, 6/23/80 vs. Syracuse
 4Ruddy Yan, 4/5/07 at Scranton/Wilkes-Barre
 4Matt Angle, 7/26/11 at Toledo

OPPONENT

3Several Times

MOST WALKS RECEIVED

6Pepe Mangual, 8/25/77 vs. Charleston

OPPONENT

5Several Times

MOST INNINGS PITCHED

14.0Craig Swan, 6/30/75 at Memphis (Tides won 1-0)

OPPONENT

15.1John Montague, 8/24/74 vs. Peninsula (Tides won 3-0)

MOST STRIKEOUTS BY PITCHER

17Sid Fernandez, 5/7/84 vs. Maine
 17Sid Fernandez, 5/2/85 vs. Pawtucket
 17Octavio Dotel, 5/27/99 vs. Toledo

OPPONENT

15Dennis "Oil Can" Boyd, 5/18/84 at Pawtucket

MOST STRIKEOUTS BY BATTER

54x, last: David Adams, 4/26/14 vs. Columbus

OPPONENT

5Gary Matthews, Jr., 6/26/10 vs. Louisville

MOST WALKS ALLOWED

10Rick Ownbey, 8/4/82 at Richmond
 10Bill Pulsipher, 4/29/97 vs. Rochester

OPPONENT

10Several Times

MOST HIT BATTERS

4Jeremy Griffiths, 8/15/03 at Toledo (Game 1)
 4Andy Mitchell, 7/24/07 at Durham

MOST ERRORS

4Sergio Ferrer, 4/18/79 at Syracuse
 4Josh Bell, 7/9/11 vs. Durham

OPPONENT

5Steve Dillard, 6/13/75 vs. Pawtucket

MOST WILD PITCHES

5Michael Kopech, 6/14/18 vs. CHA

TEAM RECORDS, SINGLE GAME

MOST AT-BATS

576/17/17 vs. Louisville (16 innings)

OPPONENT

575/3/97 vs. Columbus

TWO TEAMS

1136/17/17 vs. Louisville (16 innings)

MOST RUNS

234/13/82 at Rochester

OPPONENT

265/3/97 vs. Columbus

TWO TEAMS

375/3/97 vs. Columbus

MOST RUNS SCORED, INNING

129/5/83 at Columbus (2nd inning of playoff game)

115/13/14 vs. Louisville (5th inning - regular season record)

OPPONENT

127/24/06 @ Ottawa (8th inning)

MOST RUNNERS LEFT ON BASE

196/2/16 vs. Pawtucket

OPPONENT

192x, last: 4/6/17 @ CHA (11 innings)

MOST HITS

235/9/14 at Indianapolis

OPPONENT

305/3/97 vs. Columbus

TWO TEAMS

455/3/97 vs. Columbus

MOST DOUBLES

92x, last: 7/28/00 vs. Rochester

OPPONENT

85/22/05 vs. Pawtucket

TWO TEAMS

125/22/83 at Columbus

MOST TRIPLES

47/22/96 (Game 2) at Toledo

OPPONENT

3Several Times

TWO TEAMS

57/22/96 (Game 2) at Toledo

MOST HOME RUNS

74/28/05 at Charlotte

OPPONENT

63x, last: 4/8/17 at Charlotte

TWO TEAMS

105/5/81 at Charleston

MOST RUNS BATTED IN

224/13/82 at Rochester

OPPONENT

245/3/97 vs. Columbus

MOST STOLEN BASES

85/6/82 vs. Columbus

OPPONENT

83x, last: 4/23/08 vs. Richmond

MOST STRIKEOUTS

205/10/14 @ Indianapolis

OPPONENT

189/2/82 vs. Charleston

MOST WALKS ISSUED

164/21/78 at Syracuse

OPPONENT

146/14/69 at Syracuse

MOST HIT BATTERS

43x, last: 7/10/13 at Gwinnett

OPPONENT

45/12/80 vs. Syracuse

MOST WILD PITCHES

42x, last: 7/15/12 vs. Lehigh Valley

OPPONENT

53x, last: 6/14/18 vs. CHA

MOST DOUBLE PLAYS HIT INTO

54x, last: 6/21/16 vs. Lehigh Valley

OPPONENT

69/1/98 at Durham

MOST ERRORS

6Several Times, last: 6/12/12 at Buffalo

OPPONENT

76/13/75 vs. Pawtucket

MISCELLANEOUS RECORDS

HITTING STREAK

| | |
|----------|-----------------------|
| 24 games | Gregg Jefferies, 1988 |
| 23 games | Leroy Stanton, 1971 |
| 21 games | Omir Santos, 2008 |
| 21 games | Buck Britton, 2013 |
| 20 games | Daniel Alvarez, 2016 |
| 20 games | L.J. Hoes, 2012 |
| 19 games | Russ Johnson, 2003 |
| 19 games | Timo Perez, 2001 |
| 19 games | Jose Lopez, 1997 |

WINNING STREAK

| | |
|----|-----------------|
| 10 | 7/23/69-7/30/69 |
|----|-----------------|

LOSING STREAK

| | |
|----|-----------------|
| 13 | 6/30/83-7/12/83 |
|----|-----------------|

LONGEST GAME, INNINGS

| | |
|----|--------------------------------|
| 17 | 8/12/74 vs. Pawtucket (L, 7-6) |
| 17 | 8/27/88 at Columbus (W, 3-2) |
| 17 | 4/17/91 at Richmond (W, 8-3) |
| 17 | 5/9/94 vs. Pawtucket (L, 7-6) |

LONGEST GAME, TIME

| | |
|------|-----------------------------------|
| 5:27 | 4/17/91 at Richmond (17 innings) |
| 5:27 | 5/9/94 vs. Pawtucket (17 innings) |

LONGEST 9-INNING GAME, TIME

| | |
|------|-----------------------------|
| 3:54 | 7/6/09 at Gwinnett (L, 6-5) |
|------|-----------------------------|

SHORTEST 9-INNING GAME, TIME

| | |
|------|------------------------------|
| 1:31 | 4/29/74 at Syracuse (L, 3-2) |
|------|------------------------------|

LONGEST 7-INNING GAME, TIME

| | |
|------|-------------------------------|
| 2:56 | 7/11/87 vs. Richmond (L, 7-6) |
| 2:56 | 8/13/96 vs. Richmond (W, 6-5) |

SHORTEST 7-INNING GAME, TIME

| | |
|------|------------------------------|
| 1:13 | 7/3/73 vs. Richmond (L, 2-0) |
|------|------------------------------|

LARGEST MARGIN OF VICTORY

| | |
|----------------|----------------------|
| 22 Runs (23-1) | 4/13/82 at Rochester |
|----------------|----------------------|

LARGEST MARGIN OF DEFEAT

| | |
|----------------|---------------------|
| 23 Runs (25-2) | 6/4/99 at Pawtucket |
|----------------|---------------------|

LARGEST MARGIN OF VICTORY, SHUTOUT

| | |
|------|--------------------|
| 16-0 | 5/18/00 vs. Ottawa |
|------|--------------------|

LARGEST MARGIN OF DEFEAT, SHUTOUT

| | |
|------|--------------------------|
| 19-0 | 5/13/99 vs. Scranton/W-B |
|------|--------------------------|

CONSECUTIVE SCORELESS INNINGS, INDIVIDUAL

| | |
|------|-----------------------------------|
| 28.0 | Michael Bowden, 5/12/15 - 6/12/15 |
|------|-----------------------------------|

CONSECUTIVE SCORELESS INNINGS, TEAM

| | |
|------|--------------------|
| 40.0 | July 13 - 18, 1991 |
|------|--------------------|

CONSECUTIVE SCORELESS INNINGS, OPPONENTS

| | |
|------|--------------------|
| 33.0 | June 12 - 15, 2008 |
|------|--------------------|

MOST GRAND SLAMS, CAREER

| | |
|---|--------------|
| 4 | John Gibbons |
|---|--------------|

MOST GRAND SLAMS, SEASON

| | |
|---|----------------------|
| 2 | Chico Diaz, 1971 |
| 2 | Dave Schneck, 1973 |
| 2 | John Gibbons, 1984 |
| 2 | John Gibbons, 1985 |
| 2 | Andy Tracy, 2002 |
| 2 | Ozzie Martinez, 2016 |

MOST PLAYERS USED, SEASON

| | |
|----|------|
| 75 | 2012 |
|----|------|

MOST STARTING PITCHERS USED, SEASON

| | |
|----|------|
| 25 | 2012 |
|----|------|

MOST TRANSACTIONS, SEASON

| | |
|-----|-------------|
| 226 | 2012 & 2017 |
|-----|-------------|

GOVERNORS' CUP HISTORY

| YEAR | Winner | Manager | YEAR | Winner | Manager |
|------|--------------|------------------|------|--------------|-----------------|
| 1933 | Buffalo | Ray Schalk | 1976 | Syracuse | Bobby Cox |
| 1934 | Toronto | Ike Boone | 1977 | Charleston | Jim Beauchamp |
| 1935 | Syracuse | Nemo Leibold | 1978 | Richmond | Tommie Aaron |
| 1936 | Buffalo | Ray Schalk | 1979 | Columbus | Gene Michael |
| 1937 | Newark | Oscar Vitt | 1980 | Columbus | Jo Altobelli |
| 1938 | Newark | Johnny Neun | 1981 | Columbus | Frank Verdi |
| 1939 | Rochester | Billy Southworth | 1982 | Tidewater | Jack Aker |
| 1940 | Newark | Johnny Neun | 1983 | Tidewater | Dave Johnson |
| 1941 | Montreal | Clyde Sukeforth | 1984 | Pawtucket | Tony Torchia |
| 1942 | Syracuse | Jewel Ens | 1985 | Tidewater | Bob Schaefer |
| 1943 | Syracuse | Jewel Ens | 1986 | Richmond | Roy Majtyka |
| 1944 | Baltimore | Tommy Thomas | 1987 | Columbus | Bucky Dent |
| 1945 | Newark | Bill Meyer | 1988 | Rochester | Johnny Oates |
| 1946 | Montreal | Clay Hopper | 1989 | Richmond | Jim Beauchamp |
| 1947 | Syracuse | Jewel Ens | 1990 | Rochester | Greg Biagini |
| 1948 | Montreal | Clay Hopper | 1991 | Columbus | Rick Down |
| 1949 | Montreal | Clay Hopper | 1992 | Columbus | Rick Down |
| 1950 | Baltimore | Nick Cullop | 1993 | Charlotte | Charlie Manuel |
| 1951 | Montreal | Clay Hopper | 1994 | Richmond | Grady Little |
| 1952 | Rochester | Harry Walker | 1995 | Ottawa | Pete Mackanin |
| 1953 | Montreal | Walter Alston | 1996 | Columbus | Stump Merrill |
| 1954 | Syracuse | Skeeter Newsome | 1997 | Rochester | Marv Foley |
| 1955 | Rochester | Fred Walker | 1998 | Buffalo | Jeff Datz |
| 1956 | Rochester | Fred Walker | 1999 | Charlotte | Tom Spencer |
| 1957 | Buffalo | Phil Cavarretta | 2000 | Indianapolis | Steve Smith |
| 1958 | Montreal | Clay Bryant | 2001 | Louisville | Dave Miley |
| 1959 | Havana | Preston Gomez | 2002 | Durham | Bill Evers |
| 1960 | Toronto | Mel McGaha | 2003 | Durham | Bill Evers |
| 1961 | Buffalo | Kirby Farrell | 2004 | Buffalo | Marty Brown |
| 1962 | Atlanta | Jose Schultz | 2005 | Toledo | Larry Parrish |
| 1963 | Indianapolis | Rollie Hemsley | 2006 | Toledo | Larry Parrish |
| 1964 | Rochester | Darrell Johnson | 2007 | Richmond | Dave Brundage |
| 1965 | Toronto | Dick Williams | 2008 | Scranton/WB | Dave Miley |
| 1966 | Toronto | Dick Williams | 2009 | Durham | Charlie Montoyo |
| 1967 | Toledo | Jack Tighe | 2010 | Columbus | Mike Sarbaugh |
| 1968 | Jacksonville | C. McCulloch | 2011 | Columbus | Mike Sarbaugh |
| 1969 | Syracuse | Frank Verdi | 2012 | Pawtucket | Arnie Beyeler |
| 1970 | Syracuse | Frank Verdi | 2013 | Durham | Charlie Montoyo |
| 1971 | Rochester | Joe Altobelli | 2014 | Pawtucket | Kevin Boles |
| 1972 | Tidewater | Hank Bauer | 2015 | Columbus | Chris Tremie |
| 1973 | Pawtucket | Darrel Johnson | 2016 | Scranton/WB | Al Pedrique |
| 1974 | Rochester | Joe Altobelli | 2017 | Durham | Jared Sandberg |
| 1975 | Tidewater | Joe Frazier | 2018 | Durham | Jared Sandberg |

IL CHAMPIONSHIPS BY TEAM

| | |
|---|--|
| 10 Championships: Rochester ('39, '52, '55, '56, '64, '71, '74, '88, '90, '97) Columbus ('79, '80, '81, '87, '91, '92, '96, '10, '11, '15) | 4 Championships: Newark ('37, '38, '40, '45) Toronto ('34, '60, '65, '66) Pawtucket ('73, '84, '12, '14) |
| 8 Championships: Syracuse ('35, '42, '43, '47, '54, '69, '70, '76) | 3 Championships: Toledo ('67, '05, '06) |
| 7 Championships: Montreal ('41, '46, '48, '49, '51, '53, '58) | 2 Championships: Baltimore ('44, '50) Charlotte ('93, '99) Indianapolis ('63, '00) Scranton/WB ('08, '16) |
| 6 Championships: Buffalo ('33, '36, '57, '61, '98, '04) Durham ('02, '03, '09, '13, '17, '18) | 1 Championship: Atlanta ('62), Charleston ('77), Havana ('59), Louisville ('01), Ottawa ('95), Jacksonville ('68) |
| 5 Championships: NORFOLK (TIDEWATER) ('72, '75, '82, '83, '85) Richmond ('78, '86, '89, '94, '07) | |

ALL-TIME RECORDS VS. IL OPPONENTS

| Team - Year(s) | W-L | Pct. | Team - Year(s) | W-L | Pct. |
|----------------------------------|-----------|------|-------------------------|---------|------|
| Toledo (1969-) | 419-343 | .550 | Winnepeg (1971) | 16-4 | .800 |
| Syracuse (1969-) | 367-312 | .541 | Buffalo-Winnepeg (1970) | 15-5 | .750 |
| Pawtucket (1973-) | 327-280 | .539 | Maine (1984-88) | 60-39 | .606 |
| Columbus (1966-70, 77-) | 316-319 | .498 | Ottawa (1993-2007) | 84-66 | .560 |
| Charlotte (1993-) | 241-244 | .497 | Richmond (1969-2008) | 389-353 | .524 |
| Louisville (1969-72, 88-91, 98-) | 154-160 | .490 | Peninsula (1972-73) | 24-22 | .522 |
| Rochester (1969-) | 326-354 | .479 | Charleston (1971-83) | 129-133 | .492 |
| Scranton/WB (1989-) | 136-151 | .474 | Memphis (1974-76) | 30-33 | .476 |
| Gwinnett (2009-) | 99-119 | .454 | | | |
| Indianapolis (1988-91, 1998-) | 101-121-1 | .453 | | | |
| Lehigh Valley (2008-) | 37-45 | .451 | | | |
| Durham (1998-) | 174-235 | .425 | | | |
| Buffalo (1988-91, 98-) | 74-103 | .418 | | | |

TIDES MANAGERIAL RECORDS

| MANAGER | YEAR(S) | RECORD | PCT. |
|-------------------|------------|---------|------|
| Clyde McCullough | 1969 | 76-59 | .563 |
| Chuck Hiller | 1970 | 74-66 | .529 |
| Hank Bauer | 1971-72 | 157-126 | .555 |
| John Antonelli | 1973-74 | 132-152 | .465 |
| Joe Frazier | 1975 | 86-59 | .593 |
| Tom Burgess | 1976 | 60-78 | .435 |
| Frank Verdi | 1977-80 | 282-277 | .504 |
| Jack Aker | 1981-82 | 144-131 | .524 |
| Davey Johnson | 1983 | 71-68 | .511 |
| Bob Schaefer | 1984-85 | 146-133 | .523 |
| Sam Perlozzo | 1986 | 74-66 | .529 |
| Mike Cubbage | 1987-89 | 235-192 | .550 |
| Steve Swisher | 1990-91 | 156-132 | .542 |
| Clint Hurdle | 1992-93 | 126-157 | .445 |
| # Bobby Valentine | 1994, 1996 | 143-132 | .520 |
| Toby Harrah | 1995 | 86-56 | .606 |
| Bruce Benedict | # 1996 | 6-2 | .750 |
| Rick Dempsey | 1997-98 | 145-139 | .511 |
| John Gibbons | 1999-2001 | 227-199 | .533 |
| Bobby Floyd | 2002-03 | 137-149 | .479 |
| John Stearns | 2004 | 72-72 | .500 |
| Ken Oberkfell | 2005-06 | 108-108 | .500 |
| * Tony Tjerina | 2006 | 28-41 | .406 |
| % Gary Allenson | 2007-11 | 284-341 | .454 |
| % Bobby Dickerson | 2010 | 43-46 | .483 |
| Ron Johnson | 2012-18 | 491-511 | .490 |

(Regular Season Totals Only)

Valentine was promoted to New York (NL) on 8/26/96; Bruce Benedict completed the season
 * Tjerina served as interim manager to begin the '06 season, filling in for an injured Ken Oberkfell
 % Allenson was promoted to Baltimore on 6/4/10; Bobby Dickerson completed the season

MOST CAREER WINS BY TIDES MANAGER

(Regular Season Totals Only)

| MANAGER | YEAR(S) | WINS | PCT. |
|---------------|-----------|------|------|
| Ron Johnson | 2012-18 | 491 | .490 |
| Gary Allenson | 2007-11 | 284 | .454 |
| Frank Verdi | 1977-80 | 282 | .504 |
| Mike Cubbage | 1987-89 | 235 | .550 |
| John Gibbons | 1999-2001 | 227 | .533 |

HIGHEST WINNING PCT. BY TIDES MANAGER

(Minimum 100 Games Managed)

| MANAGER | YEAR(S) | RECORD | PCT. |
|------------------|---------|---------|------|
| Toby Harrah | 1995 | 86-56 | .606 |
| Joe Frazier | 1975 | 86-59 | .593 |
| Clyde McCullough | 1969 | 76-59 | .563 |
| Hank Bauer | 1971-72 | 157-126 | .555 |
| Mike Cubbage | 1987-89 | 235-192 | .550 |

MOST MLB MANAGERIAL WINS BY A FORMER TIDE

(Regular Season Totals Only)

| MANAGER | YEAR(S) | WINS | PCT. |
|-----------------|-----------|-------|------|
| Bruce Bochy* | 1995-2018 | 1,926 | .498 |
| Davey Johnson | 1984-2013 | 1,372 | .562 |
| Clint Hurdle* | 2002-2018 | 1,200 | .488 |
| Bobby Valentine | 1985-2012 | 1,186 | .504 |
| Ned Yost* | 2003-2018 | 1,144 | .480 |
| Ron Gardenhire* | 2002-2018 | 1,132 | .499 |
| Jimy Williams | 1986-2004 | 910 | .535 |
| John Gibbons | 2004-2018 | 793 | .507 |
| Ron Washington | 2007-2014 | 664 | .521 |
| Hank Bauer | 1961-1969 | 594 | .522 |

*Active Manager in 2019



Ron Johnson managed the Tides from 2012-2018, setting the franchise mark with 491 career wins. He was also named the 2015 International League Manager of the Year.

TIDES MANAGERS AND COACHES

| | | |
|------------------------------|--------------------------|-----------------------------|
| Abbott, Glenn (89) | Harrah, Toby (95) | Oberkfell, Ken (05-06) |
| Aker, Jack (81-82) | Hebner, Richie (10) | Pavlick, Greg (77-79) |
| Allenson, Gary (07-11) | Hernandez, Jose (13-18) | Perlozzo, Sam (81, 86) |
| Antonelli, John (73-74) | Hiller, Chuck (70) | Ripplmeyer, Ray (97-98) |
| Apodaca, Bob (91-96) | Howard, David (01) | Schaefer, Bob (82, 84-85) |
| Bartlett, Bob (75) | Hurdle, Clint (92-93) | Scripture, Billy (71-72) |
| Bauer, Hank (71-72) | Jackson, Al (83-84) | Stearns, John (04) |
| Bearnarth, Larry (69-70) | Johnson, Davey (83) | Swisher, Steve (90-91) |
| Beene, Fred (80) | Johnson, Howard (05-06) | Tjerina, Tony (06) |
| Benedict, Bruce (96) | Johnson, Ron (12-18) | Verdi, Frank (77-80) |
| Berry, Sean (15-17) | Kelley, Tom (76) | Waits, Rick (96, 99-02) |
| Burgess, Tom (76) | Komminsk, Brad (11) | Wakana, Yosh (83) |
| Cubbage, Mike (87-89) | LeBoeuf, Al (01-04) | Walling, Denny (12-14) |
| Cumberland, John (85-88, 90) | Lawless, Tom (97-99) | Warthen, Dan (04-05) |
| Davis, Butch (18) | Mahler, Rick (03) | Washington, Ron (91-92, 95) |
| Dempsey, Rick (97-98) | McCall, Larry (07-08) | Williams, Dallas (07-09) |
| Dickerson, Bobby (10) | McCullough, Clyde (69) | Valentine, Bobby (94, 96) |
| Floyd, Bobby (02-03) | McDonald, Dave (73-74) | |
| Frazier, Joe (75) | McPhail, Marlin (93-94) | |
| Freiling, Howie (00) | Miller, Rich (89-90, 96) | |
| Gibbons, John (99-01) | Mitchell, Donovan (06) | |
| Griffin, Mike (09-18) | Niemann, Randy (03, 06) | |

MANAGERIAL ACHIEVEMENTS BY FORMER TIDES

TIDES TO WIN MANAGER OF THE YEAR AWARD (BBWAA)

| | |
|------|--|
| 1987 | Davey Johnson - 98-64 record for the Baltimore Orioles |
| 1996 | Bruce Bochy - 91-71 record for the San Diego Padres |
| 1999 | Jimy Williams - 94-68 record for the Boston Red Sox |
| 2010 | Ron Gardenhire - 94-68 record for the Minnesota Twins |
| 2013 | Clint Hurdle - 94-68 record for the Pittsburgh Pirates |

TIDES TO MANAGE TEAM TO WORLD SERIES CHAMPIONSHIP

| | |
|------|--|
| 1986 | Davey Johnson - New York Mets defeat Boston Red Sox (4-3) |
| 2010 | Bruce Bochy - San Francisco Giants defeat Texas Rangers (4-1) |
| 2012 | Bruce Bochy - San Francisco Giants defeat Detroit Tigers (4-0) |
| 2014 | Bruce Bochy - San Francisco Giants defeat Kansas City Royals (4-3) |
| 2015 | Ned Yost - Kansas City Royals defeat New York Mets (4-1) |

TIDES TO WIN MLB AWARDS

TIDES IN BASEBALL HALL OF FAME

Gary Carter - Inducted in 2003 (Played for Tidewater in 1989)
Mike Piazza - Inducted in 2015 (Played for Norfolk in 2003)

TIDES TO WIN MLB MVP AWARD

1989 Kevin Mitchell - Hit .291 with 47 HR and 125 RBI for the San Francisco Giants
2002 *Miguel Tejada - Hit .308 with 34 HR & 131 RBI for the Oakland Athletics

TIDES TO WIN MLB CY YOUNG AWARD

1985 Dwight Gooden - 24-3, 1.53 ERA and 268 strikeouts for the New York Mets
1986 Mike Scott - 18-10, 2.22 ERA and NL-leading 306 K's for the Houston Astros
2015 Jake Arrieta - 22-6, 1.77 ERA and 236 strikeouts for the Chicago Cubs

TIDES TO WIN MLB ROOKIE OF THE YEAR AWARD

1972 Jon Matlack - 15-10, 2.32 ERA in 244 IP for the New York Mets
1983 Darryl Strawberry - Hit .257 with 26 HR & 74 RBI for the New York Mets
1984 Dwight Gooden - 17-9, 2.60 ERA and NL-leading 276 K's for New York Mets
1987 *Benito Santiago - Hit .300 with 18 HR & 79 RBI for the San Diego Padres
1993 *Mike Piazza - Hit .318 with 35 HR & 112 RBI for the Los Angeles Dodgers

TIDES TO WIN LCS MVP AWARD

1986 Mike Scott - 2-0, 1 run allowed in 18 IP, 19 strikeouts for Houston Astros
1990 Randy Myers - 3 saves, 5.2 scoreless IP for Cincinnati Reds
2002 * Benito Santiago - .300 average, 2 HR, 6 RBI for San Francisco Giants
2012 Marco Scutaro - .500 average, 14 hits, 4 RBI for San Francisco Giants
2013 Koji Uehara - 1 win, 3 saves in 5 games for Boston Red Sox
2017 Justin Turner - .333 average, 2 HR, 7 RBI for Los Angeles Dodgers

* Played for Tides after winning the award



Jake Arrieta earned the 2015 NL Cy Young Award after going 22-6 with a 1.77 ERA and 236 strikeouts for the Chicago Cubs. Arrieta is one of three former Tides to win the NL Cy Young Award, joining Dwight Gooden (1985) and Mike Scott (1986).

The following 49 players have made 113 appearances in the MLB All-Star Game **AFTER** having played for the Tides

2018
2017 Jonathan Schoop (BAL), Justin Turner (LAD), Pat Neshek (PHI)
2016 Jake Arrieta (CHC), Brad Brach (BAL), Zach Britton (BAL), Matt Wieters (BAL)
2015 Zach Britton (BAL)
2014 Matt Wieters (BAL), Koji Uehara (BOS), Pat Neshek (STL), Alfredo Simon (CIN)
2013 J.J. Hardy (BAL), Chris Tillman (BAL), David Wright (NYM), Marco Scutaro (SF)
2012 Matt Wieters (BAL), Jim Johnson (BAL), David Wright (NYM)
2011 Matt Wieters (BAL), Jose Reyes (NYM), Heath Bell (SD)
2010 Ty Wigginton (BAL), David Wright (NYM), Heath Bell (SD), Jose Reyes (NYM)
2009 David Wright (NYM), Heath Bell (SD)
2008 David Wright (NYM)
2007 David Wright (NYM), Jose Reyes (NYM)
2006 David Wright (NYM), Jose Reyes (NYM)
2005 Mike Piazza (NYM), Jason Isringhausen (STL), Melvin Mora (BAL)
2004 Mike Piazza (NYM)
2003 Preston Wilson (COL), Melvin Mora (BAL), Carl Everett (CHW)
2002 Mike Remlinger (ATL)
2001 Rick Reed (NYM)
2000 Carl Everett (BOS), Jason Isringhausen (OAK)
1999 Jeromy Burnitz (MIL), Paul Byrd (PHI), David Cone (NYY)
1998 Fernando Vina (MIL), Rick Reed (NYM)
1997 Todd Hundley (NYM), Bobby Jones (NYM), David Cone (NYY), Randy Myers (BAL)
1996 Todd Hundley (NYM)
1995 Lenny Dykstra (PHI), Randy Myers (CHC)
1994 David Cone (KC), Gregg Jefferies (STL), Lenny Dykstra (PHI), Randy Myers (CHC)
1993 Gregg Jefferies (STL), Rick Aguilera (MIN)
1992 Rick Aguilera (MIN), David Cone (NYM)
1991 Darryl Strawberry (LAD), Rick Aguilera (MIN), Jeff Reardon (BOS)
1990 Lenny Dykstra (PHI), Kevin Mitchell (SF), Darryl Strawberry (NYM), Randy Myers (CIN)
1989 Kevin Mitchell (SF), Darryl Strawberry (NYM), Mike Scott (HOU)
1988 Jeff Reardon (MIN), Darryl Strawberry (NYM), Dwight Gooden (NYM), David Cone (NYM)
1987 Darryl Strawberry (NYM), Mike Scott (HOU), Hubie Brooks (MON), Sid Fernandez (NYM)
1986 Darryl Strawberry (NYM), Dwight Gooden (NYM), Hubie Brooks (MON), Sid Fernandez (NYM), Jeff Reardon (MON), Mike Scott (HOU)
1985 Darryl Strawberry (NYM), Ron Darling (NYM), Dwight Gooden (NYM), Jeff Reardon (MON)
1984 Darryl Strawberry (NYM), Dwight Gooden (NYM), Jesse Orosco (NYM)
1983 Jesse Orosco (NYM)
1982 John Stearns (NYM)
1981 Ken Singleton (BAL)
1980 John Stearns (NYM), Jim Bibby (PIT)
1979 John Stearns (NYM), Ken Singleton (BAL)
1978
1977 Ken Singleton (BAL), John Stearns (NYM)
1976 Jon Matlack (NYM), Amos Otis (KC)
1975 Jon Matlack (NYM)
1974 Jon Matlack (NYM), Buzz Capra (ATL)
1973 Amos Otis (KC)
1972 Amos Otis (KC)
1971 Amos Otis (KC)
1970 Amos Otis (KC)
1969

MOST ALL-STAR APPEARANCES BY A FORMER TIDE

8: Darryl Strawberry
7: David Wright
5: Amos Otis, David Cone
4: John Stearns, Jeff Reardon, Dwight Gooden, Randy Myers, Jose Reyes, Matt Wieters
3: Jon Matlack, Ken Singleton, Mike Scott, Rick Aguilera, Lenny Dykstra, Heath Bell

OPENING DAY LINEUPS

1969

B Smith CF
B Pfeil 3B
J Tracy 2B
B Sorrell 1B
R Foster RF
C Brown LF
B Heise SS
L Flodin C
C Coleman DH
S Renko P

1970

R Gaspar CF
B Pfeil 3B
K Singleton LF
O McFarlane C
T Foli SS
L Stanton RF
D Engbers 1B
T Martinez 2B
D Frisella P

1971

G Spriggs LF
L Barnes 2B
J Milner 1B
L Stanton RF
M Jorgensen CF
C Diaz 3B
R Bobb C
T Canzano SS
R Folkers P

1972

L Barnes 2B
B Etheridge 3B
D Hahn CF
J Gosger LF
G Theodore 1B
S Reid RF
J Kennedy SS
B Cotton C
C Williams P

1973

D Hahn CF
L Barnes 2B
D Schneck RF
D McDonald 1B
J Gosger LF
B McNulty DH
R Staiger 3B
J Nolan C
N Pichardo SS
T Moore P

1974

L Barnes 2B
B Ostrosser SS
B Boisclair CF
T Hallums 1B
B Ayala LF
R Staiger 3B
G Harts CF
I Hampton C
R Sterling P

1975

L Foster SS
B Boisclair CF
B Pemberton 1B
B Ayala RF
M Vail LF
R Trapp 3B
R Puig 2B
R Hodges C
C Swan P

1976

L Lora CF
L Foster 3B
B Baldwin RF
B Pemberton 1B
R Diggie DH
R Trapp 3B
J Kleven C
J Kidder 2B
M DeJohn SS
J Todd P

1977

P Mangual LF
R Trapp 3B
B Baldwin RF
E Kurpiel 1B
K Perry 2B
K Rosado C
R Miller RF
R Auerbach SS
D Clarey DH
J Todd P

1978

P Mangual LF
R Miller CF
F Andrews 2B
M Brant 1B
D Norman RF
L Rosado C
E Cipot DH
M Ramirez SS
S Ferrer 3B
R L Jackson P

1979

M Wilson CF
S Ferrer SS
D Norman RF
E Cipot DH
M Brant B
B Benton C
J Monasterio LF
R Rogers 3B
M Ramirez 2B
T Hausmen P

1980

G Flores LF
M Wilson CF
H Brooks 3B
E Cipot DH
J Moreno RF
B Benton C
W Backman SS
K Chapman 2B
R Baldwin 1B
S Holman P

1981

G Flores CF
B Giles 2B
R MacDonald 1B
D Norman RF
G Rajsich 1B
S Beltre LF
P Mankowski 3B
R Sweet C
R Gardenhire SS
J Orosco P

1982

G Flores LF
M Wynne CF
R Tillman DH
P Mankowski 3B
M Davis 3B
M Howard RF
B Giles 2B
B Bochy C
J Oquendo SS
R Ownbey P

1983

R Tillman LF
R McMullen 2B
D Strawberry RF
G Rajsich 1B
M Bishop 3B
C Hurdle DH
M Wynne CF
M Fitzgerald C
J Oquendo SS
W Terrell P

1984

R Tillman LF
K Chapman 2B
K Mitchell 3B
C Hurdle C
T Blocker DH
J Maler 1B
J Christensen RF
H Winningham CF
R Santana SS
J Bittiger P

1985

L Dykstra CF
L Tarver LF
K Mitchell 3B
R Lancellotti 1B
B Beane RF
E Hearn DH
J Gibbons C
S Springer 2B
A Salazar SS
R Aguilera P

1986

S Jefferson CF
R Gardenhire SS
D Magadan 3B
E Hearn 1B
D Frobel RF
J Gibbons C
T Blocker LF
S Springer 2B
R Milligan DH
T Leach P

1987

T Blocker CF
K Miller 2B
A David 1B
M Carreon LF
R Nelson RF
R Milligan DH
S Springer 3B
J Gibbons C
K Elster SS
J Mitchell P

1988

S Springer 3B
A David 1B
G Jefferies SS
D Reed RF
M Carreon LF
J Contreras CF
G Olsen C
K Dowell 2B
T Edens P

1989

A Hayden LF
J McKnight 2B
T O'Malley 3B
M Carreon DH
P Lombardi 1B
D Reed RF
J Contreras CF
D Liddel C
K Dowell SS
D West P

1990

M Diaz CF
M DeButch 3B
A Cuevas LF
D Reed RF
K Torve 1B
T Bogar SS
J Monell DH
D Liddel C
J Gardner 2B
B Givens P

1991

C Carr CF
J Gardner 2B
C Donnels 3B
T Hansen RF
K Torve 1B
T Hundley C
T Leiper LF
K Baez SS
J Valera P

1992

P Howell CF
S Springer DH
C Donnels 3B
J Burnitz RF
T Hansen 1B
D Dozier LF
J McKnight 2B
O Mercado C
K Baez SS
J Valera P

1993

E Bullock LF
T Howard DH
M Twardoski 1B
J Burnitz RF
S Springer 3B
B Fordyce C
B Hunter CF
K Baez SS
D Saunders 2B
B Jones P

1994

Q Veras 2B
R Parker LF
J Lindeman DH
J Manto 3B
R Brogna 1B
A Ledesma SS
B Fordyce C
J Vatcher RF
F Ramsey CF
J Jacome P

1995

J Brown CF
E Alicea 2B
D Lee LF
C Jones RF
J Barry 1B
C Saunders 3B
C Greene C
R Ordonez SS
M Birkbeck P

1996

G Thurman CF
J Payton DH
A Ochoa RF
K Flora LF
R Petagine 1B
K Morgan 2B
L Rivera SS
A Castillo C
S Gilbert 3B
R Reed P

1997

A Diaz RF
E Pye DH
M Franco 1B
S McClain 3B
P Petagine LF
J Hardtke 2B
S Gilbert SS
G Thurman CF
C Greene C
C Lidle P

1998

S Gilbert SS
B Agbayani LF
J Payton 1B
C Paquette 3B
P Wilson CF
B Boers RF
T Pratt DH
L Wilson C
R Milliard 2B
B Pulsipher P

1999

M Mora SS
S Halter CF
T Haney 2B
C Paquette 3B
B Agbayani 1B
T Long RF
M Bell DH
V Wilson C
S Hunter LF
J Isringhausen P

2000

J Tyner CF
J McEwing 2B
R McGuire RF
J Toca 1B
M Johnson LF
V Wilson C
D Lamb SS
K Baez 3B
R Lewis P

2001

M Curry LF
T Wigginton 2B
M Franco 3B
J Toca RF
M Johnson 1B
A Escobar CF
D Bragg DH
V Wilson C
J Velandia SS
J Gonzalez P

2002

T Perez LF
C Hernandez 3B
T Tarasco CF
J Toca 1B
J Phillips C
R Stratton RF
T Wigginton 3B
M Curry DH
L Figueroa SS
J Gonzalez P

2003

J Reyes SS
M Scutaro 2B
M Watson RF
R Johnson 3B
J Toca 1B
L Mouton DH
P Redman LF
E Snead CF
J Depastino C
A Heilman P

2004

J Duncan CF
D Garcia 2B
R Gonzalez LF
C Brazell 1B
V Diaz RF
R Nye 3B
J Cardona C
W Delgado SS
A Heilman P

2005

A Pagan CF
J Keppinger 2B
L Garcia LF
B Daubach 1B
R Calloway RF
B Gil SS
M DiFelice C
J Hansen 3B
J Seo P
J Lima P

2006

L Milledge RF
J Keppinger 2B
C Aldridge LF
J Tejeda DH
C Lambin 3B
T Self 1B
J Ramirez CF
S Martinez C
C Basak SS
H Penn P

2007

R Yan CF
B Fahey SS
M Cervenak 1B
J Knott LF
T Tiffiee 3B
J House DH
L Montanez RF
E Whiteside C
E Torres 2B
H Penn P

2008

T Redman CF
E Torres 2B
O Salazar 1B
L Terrero DH
M Costanzo 3B
C Roberson RF
C Heintz C
S Boucher LF
M McCoy SS

2009

J Christian CF
L Montanez RF
M Wieters C
O Salazar 1B
N Reimold LF
S Moore 3B
D Murphy SS
M Costanzo DH
J Turner 2B
B Bergesen P

2010

J Gathright CF
J Turner 2B
L Montanez LF
B Snyder 1B
S Moore SS
J Bell 3B
R Hughes RF
J Salazar DH
S Lerud C
C Tillman P

2011

M Angle CF
B Harris DH
B Snyder 1B
N Reimold LF
J Bell 3B
N Green SS
R Adams 2B
C Tatum C
T Henson RF
R Drese P

2012

X Avery CF
S Tolleson SS
R Adams 2B
J Bell DH
J Hoffmann LF
J Mahoney 1B
J Miller RF
Z Wheeler 3B
J Hester C
B Bergesen P

2013

C Dickerson CF
L Hoes LF
R Canzler DH
D Valencia 3B
T Ishikawa 1B
C Jackson RF
J Schoop 2B
L Exposito C
N Romero SS
Z Clark P

2014

J. Borbon CF
A Casilla SS
H Urrutia RF
B Wallace 1B
C Marrero DH
C Joseph C
D Adams 3B
J Weeks 2B
Q Berry LF
E Gamboa P

2015

N. Reimold LF
C. Parmelee DH
D. Alvarez CF
C. Walker 1B
S. Clevenger C
J. Nix 2B
H. Urrutia RF
M. Almanzar 3B
P. Janish SS
T. Wilson P

2016

X. Avery CF
C. Walker LF
J. Terdoslavich 1B
D. Alvarez RF
H. Urrutia DH
F. Pena C
S. Tolleson 2B
M. Almanzar 3B
P. Janish SS
O. Despaigue P

OPENING DAY LINEUPS

2017

C Dickerson CF
J Giavotella DH
P Álvarez RF
C Johnson 3B
C Sisco C
D Washington 1B
R Andino 2B
L Schafer LF
P Janish SS
M Wright P

2018

A Presley CF
R Tejada SS
D Dosch 3B
M Saunders DH
G Rosa 1B
A Susac C
D Stewart LF
L Sardiñas 2B
J Rickard RF
Y Ramirez P

TIDES AWARD WINNERS

INTERNATIONAL LEAGUE POSTSEASON ALL-STARS

1969 Roy Foster, OF; Jon Matlack, P
1971 LeRoy Stanton, OF; Brent Strom, P
1975 Brock Pemberton, 1B; Roy Staiger, 3B; Mike Vail, OF; Craig Swan, P
1976 John Stearns, C
1979 Mookie Wilson, OF
1980 Mookie Wilson, OF
1981 Brian Giles, 2B; Gary Rajsich, OF
1983 Walt Terrell, P
1984 John Christensen, OF; Wes Gardner, P
1985 Billy Beane, OF
1986 Dave Magadan, 3B; John Mitchell, P; Randy Myers, P
1987 Randy Milligan, 1B; Kevin Elster, SS; Mark Carreon, OF
1988 Mark Carreon, OF
1989 Tom O'Malley, 3B
1991 Jeff Gardner, 2B; Todd Hundley, C
1995 Butch Huskey, 3B; Jason Isringhausen, P; Alex Ochoa, OF
1996 Jason Hardtke, 2B; Mike Fyhrie, P; Derek Wallace, P
1997 Roberto Petagine, 1B
1998 Todd Haney, UTL
2002 Marco Scutaro, SS
2005 Brian Daubach, DH
2007 Cory Doyne, RP
2008 Oscar Salazar, 1B
2013 Jairo Asencio, RP
2015 Dariel Alvarez, OF; Oliver Drake, RP
2017 Pedro Álvarez, DH

TRIPLE-A ALL-STAR GAME PARTICIPANTS

1988 Mark Carreon, OF; Gregg Jefferies, 2B; David West, P
1989 Tom O'Malley, 3B
1990 Keith Hughes, OF; Kelvin Torve, OF
1991 Chris Donnels, 3B; Jeff Gardner, 2B; Todd Hundley, C; Steve Swisher, Coach
1992 Randy Marshall, P
1993 Ryan Thompson, OF
1994 Quilvio Veras, 2B; Fred Hina, Trainer
1995 Omar Garcia, 1B; Jason Isringhausen, P
1996 Mike Fyhrie, P; Mike Gardiner, P; Roberto Petagine, 1B
1997 Scott McClain, 3B; Roberto Petagine, 1B
1998 Scott Sauerbeck, P; Joe Hawkins, Trainer
1999 Dan Murray, P
2000 Ryan McGuire, 1B/OF; Jason Tyner, OF; Vance Wilson, C; Eric Cammack, P
2001 Oscar Henriquez, RHP; Vance Wilson C (DNP - Promotion)
2002 Marco Scutaro, IF; Jason Phillips, C
2003 Jorge Toca, 1B (DNP-injury); Jeremy Griffiths, P; Bobby Floyd, Coach
2004 Craig Brazell, 1B
2005 Jason Scobie, RHP (Starting pitcher); Juan Padilla, RHP; Brian Chicklo (Trainer)
2006 Royce Ring, LHP
2007 Cory Doyne, RHP; J.R. House, C
2008 Omir Santos, C
2009 Jim Miller, RHP; Chris Tillman, RHP (DNP - Futures Game)
2010 Jeff Salazar, OF; Chris Tillman, RHP (DNP - Promotion)
2011 Mark Worrell, RHP
2012 Jason Berken, RHP; Miguel Socolovich, RHP
2013 Jason Pridie, OF; Jairo Asencio, RHP; Mark Shires (Trainer)
2014 Ivan De Jesus, SS
2015 Steve Clevenger, C; Dariel Alvarez, OF; Oliver Drake, RHP; Michael Bowden, RHP
2016 Audry Perez, C
2017 Chance Sisco, C; Jimmy Yacabonis, RHP; Johnny Giavotella, IF (DNP - Promotion)
2018 Drew Dosch, 3B; Jimmy Yacabonis, RHP; DJ Stewart, OF

IL MOST VALUABLE PLAYER

1975 Mike Vail, OF
1987 Randy Milligan, 1B
1989 Tom O'Malley, 3B
1995 Butch Huskey, 3B
1997 Roberto Petagine, 1B

IL MANAGER OF THE YEAR

1969 Clyde McCullough
1972 Hank Bauer
1975 Joe Frazier
1995 Toby Harrah
2015 Ron Johnson

IL MOST VALUABLE PITCHER

1975 Craig Swan
1978 Juan Berenguer
1983 Walt Terrell
1986 John Mitchell
1995 Jason Isringhausen
1996 Mike Fyhrie

IL ROOKIE OF THE YEAR

1975 Mike Vail, OF
1979 Mookie Wilson, OF
1987 Randy Milligan, 1B
1995 Jason Isringhausen, P

MINOR LEAGUE PLAYER OF THE YEAR

(Named by *The Sporting News*)

1987 Randy Milligan, 1B

MINOR LEAGUE MANAGER OF THE YEAR

(Named by *Baseball America*)

1969 Clyde McCullough
1972 Hank Bauer
1975 Joe Frazier
2005 Ken Oberkfell

KING OF BASEBALL

2004 Dave Rosenfield

MINOR LEAGUE EXECUTIVE OF THE YEAR

(Named by *Baseball America*)

2009 Ken Young

IL EXECUTIVE OF THE YEAR

1975 Dave Rosenfield
1982 Dave Rosenfield
1987 Dave Rosenfield
1993 Dave Rosenfield

JOHN H. JOHNSON PRESIDENT'S TROPHY

1993 Norfolk Tides/Dave Rosenfield

BOB FREITAS AWARD

1994 Norfolk Tides (Triple-A)

IL TRAINER OF THE YEAR

1994 Fred Hina
1998 Joe Hawkins
2009 Mark Shires
2011 Mark Shires

IL GROUNDSKEEPER OF THE YEAR

1993 Kenny Magner
1997 Kenny Magner



Randy Milligan was named *The Sporting News* MILB Player of the Year after hitting .326 with 29 HR & 103 RBI in 1987.



Mookie Wilson earned IL Rookie of the Year honors after hitting .267 with 49 steals and 84 runs scored in 1979.



Hank Bauer led the Tides to a Governors' Cup title in 1972, earning him IL Manager of the Year honors.



Kenny Magner has been the head groundskeeper since 1978, winning the league's top honor in 1993 and 1997.

TIDES TO WIN TRIPLE-A ALL-STAR GAME HOME RUN DERBY

Ryan Thompson | 1993 | Albuquerque, NM
Dariel Álvarez | 2015 | Omaha, NE

MLB SINGLE SEASON PERFORMANCES BY FORMER TIDES

All performances below came AFTER individual played for Tides

MOST HITS IN A SEASON

| | | |
|------------------|-----|-------------|
| Reyes, Jose* | 204 | 2008 NYM |
| Vina, Fernando | 198 | 1998 MIL |
| Wright, David | 196 | 2007 NYM |
| Reyes, Jose | 194 | 2006 NYM |
| Dykstra, Lenny* | 194 | 1993 PHI |
| Dykstra, Lenny* | 192 | 1990 PHI |
| Reyes, Jose | 191 | 2007 NYM |
| Reyes, Jose | 190 | 2005 NYM |
| Scutaro, Marco | 190 | 2012 COL/SF |
| Wright, David | 189 | 2008 NYM |
| Mora, Melvin | 187 | 2004 BAL |
| Jefferies, Gregg | 186 | 1993 STL |
| Reyes, Jose | 184 | 2012 MIA |
| Schoop, Jonathan | 182 | 2017 BAL |
| Reyes, Jose | 181 | 2011 NYM |
| Wright, David | 181 | 2006 NYM |
| Wright, David | 178 | 2012 NYM |
| Wilson, Mookie | 178 | 1982 NYM |
| Singleton, Ken | 177 | 1980 BAL |
| Wright, David | 176 | 2005 NYM |
| Singleton, Ken | 176 | 1977 BAL |
| Singleton, Ken | 176 | 1975 BAL |
| Wilson, Mookie | 176 | 1983 NYM |

HIGHEST SEASON AVERAGE

| | | |
|------------------|------|-------------|
| Jefferies, Gregg | .342 | 1993 STL |
| Mora, Melvin | .340 | 2004 BAL |
| Reyes, Jose* | .337 | 2011 NYM |
| Magadan, Dave | .328 | 1990 NYM |
| Singleton, Ken | .328 | 1977 BAL |
| Mitchell, Kevin | .326 | 1994 CIN |
| Dykstra, Lenny | .325 | 1990 PHI |
| Everett, Carl | .325 | 1999 HOU |
| Jefferies, Gregg | .325 | 1994 STL |
| Wright, David | .325 | 2007 NYM |
| Turner, Justin | .322 | 2017 LAD |
| Vina, Fernando | .311 | 1998 MIL |
| Wright, David | .311 | 2006 NYM |
| Alfonzo, Edgardo | .308 | 2002 NYM |
| Brooks, Hubie | .307 | 1981 NYM |
| Wright, David | .307 | 2009 NYM |
| Jefferies, Gregg | .306 | 1995 PHI |
| Scutaro, Marco | .306 | 2012 COL/SF |
| Wright, David | .306 | 2012 NYM |
| Wright, David | .306 | 2005 NYM |

To qualify, a batter must have 3.1 plate appearances per team game (502 PA in 162-game season)

MOST WINS IN A SEASON

| | | |
|-----------------|----|--------------|
| Gooden, Dwight* | 24 | 1985 NYM |
| Arrieta, Jake* | 22 | 2015 CHC |
| Cone, David | 20 | 1988 NYM |
| Cone, David* | 20 | 1998 NYY |
| Scott, Mike* | 20 | 1989 HOU |
| Bibby, Jim | 19 | 1980 PIT |
| Bibby, Jim | 19 | 1974 TEX |
| Gooden, Dwight | 19 | 1990 NYM |
| Tapani, Kevin | 19 | 1998 CHC |
| Arrieta, Jake | 18 | 2016 CHC |
| Cone, David | 18 | 1995 TOR/NYY |
| Gooden, Dwight | 18 | 1988 NYM |
| Scott, Mike | 18 | 1985 HOU |
| Scott, Mike | 18 | 1986 HOU |
| Byrd, Paul | 17 | 2002 KC |
| Cone, David | 17 | 1992 NYM/TOR |
| Darling, Ron | 17 | 1988 NYM |
| Davies, Zach | 17 | 2017 MIL |
| Gooden, Dwight | 17 | 1984 NYM |
| Gooden, Dwight | 17 | 1986 NYM |
| Matlack, Jon | 17 | 1976 NYM |
| Terrell, Walt | 17 | 1987 DET |

LOWEST ERA IN A SEASON

| | | |
|-----------------|------|--------------|
| Gooden, Dwight* | 1.53 | 1985 NYM |
| Arrieta, Jake | 1.77 | 2015 CHC |
| Cone, David | 2.22 | 1988 NYM |
| Scott, Mike* | 2.22 | 1986 HOU |
| Matlack, Jon | 2.27 | 1978 TEX |
| Matlack, Jon | 2.32 | 1972 NYM |
| Matlack, Jon | 2.41 | 1974 NYM |
| Gooden, Dwight | 2.60 | 1985 NYM |
| Fernandez, Sid | 2.73 | 1992 NYM |
| Fernandez, Sid | 2.80 | 1985 NYM |
| Cone, David | 2.81 | 1992 NYM/TOR |
| Darling, Ron | 2.81 | 1986 NYM |
| Cone, David | 2.82 | 1997 NYY |
| Fernandez, Sid | 2.83 | 1989 NYM |
| Gooden, Dwight | 2.84 | 1986 NYM |
| Gooden, Dwight | 2.89 | 1989 NYM |
| Reed, Rick | 2.89 | 1997 NYM |
| Darling, Ron | 2.90 | 1985 NYM |
| Leary, Tim | 2.91 | 1988 LAD |
| Scott, Mike | 2.92 | 1988 HOU |

To qualify, a pitcher must have thrown 1.0 inning per team game (usually 162.0 IP)

MOST HOME RUNS IN A SEASON

| | | |
|---------------------|----|--------------|
| Mitchell, Kevin* | 47 | 1989 SF |
| Hundley, Todd | 41 | 1996 NYM |
| Strawberry, Darryl | 39 | 1987 NYM |
| Strawberry, Darryl* | 39 | 1988 NYM |
| Burnitz, Jeromy | 38 | 1998 MIL |
| Burnitz, Jeromy | 37 | 2004 COL |
| Strawberry, Darryl | 37 | 1990 NYM |
| Wilson, Preston | 36 | 2003 COL |
| Singleton, Ken | 35 | 1979 BAL |
| Burnitz, Jeromy | 34 | 2001 MIL |
| Everett, Carl | 34 | 2000 BOS |
| Burnitz, Jeromy | 33 | 1999 MIL |
| Wright, David | 33 | 2008 NYM |
| Jacobs, Mike | 32 | 2008 FLA |
| Schoop, Jonathan | 32 | 2017 BAL |
| Burnitz, Jeromy | 31 | 2000 MIL |
| Burnitz, Jeromy | 31 | 2003 NYM/LAD |
| Thames, Eric | 31 | 2017 MIL |
| Wilson, Preston | 31 | 2000 FLA |

MOST RBI IN A SEASON

| | | |
|--------------------|-----|----------|
| Wilson, Preston* | 141 | 2003 COL |
| Burnitz, Jeromy | 125 | 1998 MIL |
| Mitchell, Kevin* | 125 | 1989 SF |
| Wright, David | 124 | 2008 NYM |
| Wilson, Preston | 121 | 2000 FLA |
| Wright, David | 116 | 2006 NYM |
| Hundley, Todd | 112 | 1996 NYM |
| Singleton, Ken | 111 | 1979 BAL |
| Burnitz, Jeromy | 110 | 2004 COL |
| Strawberry, Darryl | 108 | 1990 NYM |
| Everett, Carl | 108 | 1999 HOU |
| Everett, Carl | 108 | 2000 BOS |
| Wright, David | 107 | 2007 NYM |
| Schoop, Jonathan | 105 | 2017 BAL |
| Singleton, Ken | 104 | 1980 BAL |
| Strawberry, Darryl | 104 | 1987 NYM |
| Wright, David | 103 | 2010 NYM |
| Singleton, Ken | 103 | 1973 MON |
| Burnitz, Jeromy | 103 | 1999 MIL |

MOST STRIKEOUTS IN A SEASON

| | | |
|-----------------|-----|--------------|
| Scott, Mike* | 306 | 1986 HOU |
| Gooden, Dwight* | 276 | 1984 NYM |
| Gooden, Dwight* | 268 | 1985 NYM |
| Cone, David | 261 | 1992 NYM/TOR |
| Cone, David* | 241 | 1991 NYM |
| Arrieta, Jake | 236 | 2015 CHC |
| Cone, David* | 233 | 1990 NYM |
| Scott, Mike | 233 | 1987 HOU |
| Gooden, Dwight | 223 | 1990 NYM |
| Cone, David | 222 | 1997 NYY |
| Cone, David | 213 | 1988 NYM |
| Cone, David | 209 | 1998 NYY |
| Matlack, Jon | 205 | 1973 NYM |
| Fernandez, Sid | 200 | 1986 NYM |
| Gooden, Dwight | 200 | 1986 NYM |
| Fernandez, Sid | 198 | 1989 NYM |
| Fernandez, Sid | 193 | 1992 NYM |
| Cone, David | 191 | 1993 KC |
| Cone, David | 191 | 1995 TOR/NYY |
| Arrieta, Jake | 190 | 2016 CHC |
| Cone, David | 190 | 1989 NYM |
| Scott, Mike | 190 | 1988 HOU |

MOST SAVES IN A SEASON

| | | |
|----------------------|----|----------|
| Myers, Randy* | 53 | 1993 CHC |
| Johnson, Jim* | 51 | 2012 BAL |
| Johnson, Jim* | 50 | 2013 BAL |
| Bell, Heath | 47 | 2010 SD |
| Britton, Zach* | 47 | 2016 BAL |
| Isringhausen, Jason* | 47 | 2004 STL |
| Myers, Randy* | 45 | 1997 BAL |
| Bell, Heath | 43 | 2011 SD |
| Aguilera, Rick | 42 | 1991 MIN |
| Bell, Heath* | 42 | 2009 SD |
| Reardon, Jeff | 42 | 1988 MIN |
| Aguilera, Rick | 41 | 1992 MIN |
| Reardon, Jeff* | 41 | 1985 MON |
| Reardon, Jeff | 40 | 1991 BOS |
| Franco, John | 39 | 1988 CIN |
| Isringhausen, Jason | 39 | 2005 STL |
| Aguilera, Rick | 38 | 1998 MIN |
| Franco, John | 38 | 1998 NYM |
| Myers, Randy | 38 | 1992 SD |
| Myers, Randy* | 38 | 1995 CHC |

MOST STOLEN BASES IN A SEASON

| | | |
|--------------------|----|----------|
| Reyes, Jose* | 78 | 2007 NYM |
| Reyes, Jose* | 64 | 2006 NYM |
| Reyes, Jose* | 60 | 2005 NYM |
| Carr, Chuck* | 58 | 1993 FLA |
| Wilson, Mookie | 58 | 1982 NYM |
| Reyes, Jose | 56 | 2008 NYM |
| Wilson, Mookie | 54 | 1983 NYM |
| Otis, Amos* | 52 | 1971 KC |
| Wilson, Mookie | 46 | 1984 NYM |
| Jefferies, Gregg | 46 | 1993 STL |
| Reyes, Jose | 40 | 2012 MIA |
| Otis, Amos | 39 | 1975 KC |
| Reyes, Jose | 39 | 2011 NYM |
| Pagan, Angel | 37 | 2010 NYM |
| Dykstra, Lenny | 37 | 1993 PHI |
| Strawberry, Darryl | 36 | 1987 NYM |
| Wright, David | 34 | 2007 NYM |
| Otis, Amos | 33 | 1970 KC |
| Dykstra, Lenny | 33 | 1990 PHI |
| Carr, Chuck | 32 | 1994 FLA |
| Otis, Amos | 32 | 1978 KC |
| Pagan, Angel | 32 | 2011 NYM |

MOST RUNS IN A SEASON

| | | |
|--------------------|-----|----------|
| Dykstra, Lenny* | 143 | 1993 PHI |
| Reyes, Jose | 122 | 2006 NYM |
| Reyes, Jose | 119 | 2007 NYM |
| Wright, David | 115 | 2008 NYM |
| Reyes, Jose | 113 | 2008 NYM |
| Wright, David | 113 | 2007 NYM |
| Mora, Melvin | 111 | 2004 BAL |
| Strawberry, Darryl | 108 | 1987 NYM |
| Dykstra, Lenny | 106 | 1990 PHI |
| Burnitz, Jeromy | 104 | 2001 MIL |
| Reyes, Jose | 101 | 2011 NYM |
| Strawberry, Darryl | 101 | 1988 NYM |
| Vina, Fernando | 101 | 1998 MIL |
| Mitchell, Kevin | 100 | 1989 SF |
| Otis, Amos | 100 | 1979 KC |
| Scutaro, Marco | 100 | 2009 TOR |
| Singleton, Ken | 100 | 1973 MON |
| Reyes, Jose | 99 | 2005 NYM |
| Wright, David | 99 | 2005 NYM |
| Jefferies, Gregg | 96 | 1990 NYM |
| Wright, David | 96 | 2006 NYM |

*Led League

MOST INNINGS PITCHED IN A SEASON

| | | |
|-----------------|-------|--------------|
| Gooden, Dwight* | 276.2 | 1985 NYM |
| Scott, Mike* | 275.1 | 1986 HOU |
| Matlack, Jon | 270.0 | 1978 TEX |
| Matlack, Jon | 265.1 | 1974 NYM |
| Bibby, Jim | 264.0 | 1974 TEX |
| Matlack, Jon | 262.0 | 1976 NYM |
| Cone, David | 254.0 | 1993 KC |
| Gooden, Dwight | 250.0 | 1986 NYM |
| Cone, David | 249.2 | 1992 NYM/TOR |
| Gooden, Dwight | 248.1 | 1988 NYM |
| Darling, Ron | 248.0 | 1985 NYM |
| Scott, Mike | 247.2 | 1987 HOU |
| Terrell, Walt | 244.2 | 1987 DET |
| Matlack, Jon | 244.0 | 1972 NYM |
| Tapani, Kevin | 244.0 | 1991 MIN |
| Matlack, Jon | 242.0 | 1973 NYM |
| Darling, Ron | 240.2 | 1988 NYM |
| Bibby, Jim | 238.1 | 1980 PIT |
| Darling, Ron | 237.0 | 1986 NYM |
| Matlack, Jon | 234.2 | 1980 TEX |

*Led League

MOST GAMES IN A SEASON

| | | |
|------------------------|-----------|-----------------|
| Feliciano, Pedro* | 92 | 2010 NYM |
| Feliciano, Pedro* | 88 | 2009 NYM |
| Feliciano, Pedro* | 86 | 2008 NYM |
| Dotel, Octavio | 83 | 2002 HOU |
| Bell, Heath | 81 | 2007 SD |
| Feliciano, Pedro | 78 | 2007 NYM |
| Dotel, Octavio | 77 | 2004 HOU/OAK |
| Dotel, Octavio | 76 | 2003 HOU |
| Innis, Jeff | 76 | 1992 NYM |
| West, David | 76 | 1993 PHI |
| Adams, Mike | 75 | 2011 SD/TEX |
| Gonzalez, Mike | 75 | 2013 WAS |
| Reardon, Jeff | 75 | 1982 MON |
| Wheeler, Dan | 75 | 2006 HOU |
| Bell, Heath | 74 | 2008 SD |
| Hernandez, David | 74 | 2011 ARI |
| Isringhausen, Jason | 74 | 2004 STL |
| Johnson, Jim | 74 | 2013 BAL |
| Petit, Yusmeiro | 74 | 2018 OAK |
| Remlinger, Mike | 74 | 2001 ATL |

*Led League

MLB CAREER LEADERS BY FORMER TIDES

Lists below include any player who has ever played one game for the Tides

| CAREER HITS | | CAREER HOME RUNS | | CAREER AVERAGE | | CAREER WINS | | CAREER ERA | | CAREER STRIKEOUTS | |
|------------------|-------|--------------------|-----|------------------|------|------------------|-----|---------------------|------|-------------------|-------|
| Tejada, Miguel | 2,407 | Piazza, Mike | 427 | Piazza, Mike | .308 | Moyer, Jamie | 269 | Franco, John | 2.89 | Cone, David | 2,668 |
| Sierra, Ruben | 2,152 | Strawberry, Darryl | 335 | Wright, David | .296 | Cone, David | 194 | Reardon, Jeff | 3.16 | Moyer, Jamie | 2,441 |
| Reyes, Jose | 2,138 | Garter, Gary | 324 | Turner, Justin | .292 | Gooden, Dwight | 194 | Orosco, Jesse | 3.16 | Gooden, Dwight | 2,293 |
| Piazza, Mike | 2,127 | Burnitz, Jeromy | 315 | Hamilton, Darryl | .291 | Garcia, Freddy | 156 | Matlack, Jon | 3.18 | Wolf, Randy | 1,814 |
| Carter, Gary | 2,092 | Tejada, Miguel | 307 | Jefferies, Gregg | .289 | Tapani, Kevin | 143 | Fernandez, Sid | 3.36 | Fernandez, Sid | 1,743 |
| Singleton, Ken | 2,029 | Sierra, Ruben | 306 | Magadan, Dave | .288 | Trachsel, Steve | 143 | Cone, David | 3.46 | Jimenez, Ubaldo | 1,720 |
| Otis, Amos | 2,020 | Bonilla, Bobby | 287 | Dykstra, Lenny | .285 | Erickson, Scott | 142 | Gooden, Dwight | 3.51 | Garcia, Freddy | 1,621 |
| Bonilla, Bobby | 2,010 | Cameron, Mike | 278 | Tejada, Miguel | .285 | Darling, Ron | 136 | Scott, Mike | 3.54 | Trachsel, Steve | 1,591 |
| Santiago, Benito | 1,830 | Singleton, Ken | 246 | Alfonzo, Edgardo | .284 | Wolf, Randy | 133 | Aguilera, Rick | 3.57 | Darling, Ron | 1,590 |
| Wright, David | 1,777 | Wright, David | 242 | Mitchell, Kevin | .284 | Matlack, Jon | 125 | Arrieta, Jake | 3.62 | Gallardo, Yovani | 1,584 |
| Cameron, Mike | 1,700 | Mitchell, Kevin | 234 | Reyes, Jose | .283 | Scott, Mike | 124 | Isringhausen, Jason | 3.64 | Matlack, Jon | 1,516 |
| Brooks, Hubie | 1,608 | Trumbo, Mark | 218 | Keppinger, Jeff | .282 | Gallardo, Yovani | 121 | Bibby, Jim | 3.76 | Tapani, Kevin | 1,482 |
| Jefferies, Gregg | 1,593 | Santiago, Benito | 217 | Singleton, Ken | .282 | Fernandez, Sid | 114 | Darling, Ron | 3.87 | Perez, Oliver | 1,479 |
| Offerman, Jose | 1,551 | Everett, Carl | 202 | Vina, Fernando | .282 | Jimenez, Ubaldo | 114 | Harnisch, Pete | 3.89 | Scott, Mike | 1,469 |
| Alfonzo, Edgardo | 1,532 | Hundley, Todd | 202 | Pagan, Angel | .280 | Bibby, Jim | 111 | Berenguer, Juan | 3.90 | Jackson, Edwin | 1,456 |
| Roberts, Brian | 1,527 | Otis, Amos | 193 | Bonilla, Bobby | .279 | Harnisch, Pete | 111 | Reed, Rick | 4.03 | Harnisch, Pete | 1,368 |
| Foli, Tim | 1,515 | Wilson, Preston | 189 | Otis, Amos | .277 | Terrell, Walt | 111 | Gallardo, Yovani | 4.06 | Erickson, Scott | 1,252 |
| Mora, Melvin | 1,503 | Hardy, J.J. | 188 | Mora, Melvin | .277 | Byrd, Paul | 109 | Garcia, Freddy | 4.15 | Arrieta, Jake | 1,208 |
| Hardy, J.J. | 1,488 | Mora, Melvin | 171 | Scutaro, Marco | .277 | Pineiro, Joel | 104 | Willis, Dontrelle | 4.17 | Orosco, Jesse | 1,179 |
| Burnitz, Jeromy | 1,447 | Wigginton, Ty | 169 | Roberts, Brian | .276 | Jackson, Edwin | 104 | Terrell, Walt | 4.22 | Norris, Bud | 1,153 |

| CAREER HITS (ACTIVE) | | CAREER HOME RUNS (ACTIVE) | | CAREER AVG. (ACTIVE) | | CAREER WINS (ACTIVE) | | CAREER ERA (ACTIVE) | | CAREER STRIKEOUTS (ACTIVE) | |
|----------------------|-------|---------------------------|-----|--|------|----------------------|-----|---|------|----------------------------|-------|
| Reyes, Jose | 2,138 | Wright, David | 242 | Wright, David | .296 | Gallardo, Yovani | 121 | Arrieta, Jake | 3.62 | Gallardo, Yovani | 1,584 |
| Wright, David | 1,777 | Trumbo, Mark | 218 | Turner, Justin | .292 | Jackson, Edwin | 104 | Gallardo, Yovani | 4.06 | Perez, Oliver | 1,479 |
| Trumbo, Mark | 1,013 | Álvarez, Pedro | 162 | Reyes, Jose | .283 | Arrieta, Jake | 98 | Perez, Oliver | 4.39 | Jackson, Edwin | 1,456 |
| Wieters, Matt | 953 | Reyes, Jose | 145 | Valencia, Danny | .268 | Tillman, Chris | 74 | Norris, Bud | 4.45 | Arrieta, Jake | 1,208 |
| Turner, Justin | 844 | Wieters, Matt | 135 | Wieters, Matt | .252 | Perez, Oliver | 70 | Tillman, Chris | 4.57 | Norris, Bud | 1,153 |
| Valencia, Danny | 795 | Schoop, Jonathan | 110 | Trumbo, Mark | .250 | Norris, Bud | 67 | Jackson, Edwin | 4.60 | Hill, Rich | 932 |
| Álvarez, Pedro | 704 | Valencia, Danny | 96 | Álvarez, Pedro | .236 | Hill, Rich | 61 | <i>*To rank among ERA leaders, a player must have 1,000 innings pitched</i> | | Tillman, Chris | 847 |
| Schoop, Jonathan | 640 | Turner, Justin | 93 | <i>*To rank among average leaders a player must have 3,000 plate appearances</i> | | Hunter, Tommy | 56 | | | Gausman, Kevin | 741 |
| Saunders, Michael | 570 | Saunders, Michael | 81 | | | Jurrjens, Jair | 53 | | | Petit, Yusmeiro | 642 |
| Tejada, Rubén | 530 | Thames, Eric | 68 | | | Gonzalez, Miguel | 52 | CAREER GAMES | | Gonzalez, Miguel | 617 |

| CAREER STOLEN BASES | | CAREER RBI | | CAREER RUNS SCORED | | CAREER SAVES | | CAREER INNINGS PITCHED | |
|---------------------|-----|--------------------|-------|--------------------|-------|---------------------|-----|------------------------|-------|
| Reyes, Jose | 517 | Piazza, Mike | 1,335 | Tejada, Miguel | 1,230 | Franco, John | 424 | Orosco, Jesse | 1,252 |
| Bourn, Michael | 341 | Sierra, Ruben | 1,322 | Reyes, Jose | 1,180 | Reardon, Jeff | 367 | Franco, John | 1,119 |
| Otis, Amos | 341 | Tejada, Miguel | 1,302 | Otis, Amos | 1,092 | Myers, Randy | 347 | Reardon, Jeff | 880 |
| Wilson, Mookie | 327 | Carter, Gary | 1,225 | Bonilla, Bobby | 1,084 | Aguilera, Rick | 318 | Dotel, Octavio | 758 |
| Cameron, Mike | 297 | Bonilla, Bobby | 1,173 | Sierra, Ruben | 1,084 | Isringhausen, Jason | 300 | Aguilera, Rick | 732 |
| Dykstra, Lenny | 285 | Singleton, Ken | 1,065 | Cameron, Mike | 1,064 | Graves, Danny | 182 | Myers, Randy | 728 |
| Roberts, Brian | 285 | Otis, Amos | 1,007 | Piazza, Mike | 1,048 | Johnson, Jim | 178 | Isringhausen, Jason | 724 |
| Strawberry, Darryl | 221 | Strawberry, Darryl | 1,000 | Carter, Gary | 1,025 | Bell, Heath | 168 | Moyer, Jamie | 696 |
| Patterson, Corey | 218 | Burnitz, Jeromy | 981 | Singleton, Ken | 985 | Orosco, Jesse | 144 | Johnson, Jim | 674 |
| Mazzilli, Lee | 197 | Wright, David | 970 | Wright, David | 949 | Britton, Zach | 142 | Remlinger, Mike | 639 |
| Jefferies, Gregg | 196 | Cameron, Mike | 968 | Burnitz, Jeromy | 917 | Dotel, Octavio | 109 | Perez, Oliver | 603 |
| Wright, David | 196 | Santiago, Benito | 920 | Strawberry, Darryl | 898 | Uehara, Koji | 95 | Bell, Heath | 590 |
| Pagan, Angel | 176 | Brooks, Hubie | 824 | Roberts, Brian | 850 | Rauch, Jon | 62 | Wheeler, Dan | 589 |
| Offerman, Jose | 172 | Everett, Carl | 792 | Offerman, Jose | 840 | Frisella, Danny | 57 | Rauch, Jon | 556 |
| Hamilton, Darryl | 163 | Mitchell, Kevin | 760 | Dykstra, Lenny | 802 | Gonzalez, Mike | 56 | Albers, Matt | 549 |
| Carr, Chuck | 144 | Mora, Melvin | 754 | Mora, Melvin | 794 | Ray, Chris | 51 | Neshek, Pat | 524 |
| Sierra, Ruben | 142 | Alfonzo, Edgardo | 744 | Alfonzo, Edgardo | 777 | Yan, Esteban | 51 | Graves, Danny | 518 |
| Cabrera, Everth | 138 | Reyes, Jose | 719 | Jefferies, Gregg | 761 | Norris, Bud | 47 | Gonzalez, Mike | 509 |
| Backman, Wally | 117 | Hardy, J.J. | 688 | Santiago, Benito | 755 | Wheeler, Dan | 43 | Hernandez, David | 500 |
| Vina, Fernando | 116 | Wilson, Preston | 668 | Wilson, Mookie | 731 | Accardo, Jeremy | 38 | Berenguer, Juan | 490 |

| CAREER SB (ACTIVE) | | CAREER RBI (ACTIVE) | | CAREER RUNS (ACTIVE) | | CAREER SAVES (ACTIVE) | | CAREER IP (ACTIVE) | |
|--------------------|-----|---------------------|-----|----------------------|-------|-----------------------|-----|--------------------|-----|
| Reyes, Jose | 517 | Wright, David | 970 | Reyes, Jose | 1,180 | Johnson, Jim | 178 | Johnson, Jim | 674 |
| Wright, David | 196 | Reyes, Jose | 719 | Wright, David | 949 | Britton, Zach | 142 | Perez, Oliver | 603 |
| Cabrera, Everth | 138 | Trumbo, Mark | 626 | Trumbo, Mark | 531 | Uehara, Koji | 95 | Albers, Matt | 549 |
| Gentry, Craig | 94 | Wieters, Matt | 519 | Turner, Justin | 398 | Norris, Bud | 47 | Neshek, Pat | 524 |
| Saunders, Michael | 55 | Álvarez, Pedro | 472 | Wieters, Matt | 398 | Brach, Brad | 33 | Hernandez, David | 500 |
| Borbón, Julio | 47 | Turner, Justin | 405 | Álvarez, Pedro | 365 | Hernandez, David | 22 | Duensing, Brian | 484 |
| Turner, Justin | 32 | Valencia, Danny | 397 | Valencia, Danny | 360 | Hunter, Tommy | 21 | Hunter, Tommy | 443 |
| Presley, Alex | 30 | Schoop, Jonathan | 333 | Saunders, Michael | 324 | Simon, Alfredo | 19 | Uehara, Koji | 436 |
| Berry, Quintin | 29 | Saunders, Michael | 263 | Schoop, Jonathan | 322 | Neshek, Pat | 13 | Brach, Brad | 424 |
| Andino, Robert | 24 | Thames, Eric | 162 | Cabrera, Everth | 228 | Petit, Yusmeiro | 6 | Jackson, Edwin | 394 |

FORMER TIDES IN THE POSTSEASON

All performances below came AFTER individual played for Tides

| POSTSEASON HITS | | POSTSEASON HOME RUNS | | POSTSEASON AVERAGE | |
|--------------------|----|-------------------------|----------|--|-------------|
| Turner, Justin | 56 | Dykstra, Lenny | 10 | Singleton, Ken | .333 |
| Dykstra, Lenny | 36 | Strawberry, Darryl | 9 | Vina, Fernando | .333 |
| Strawberry, Darryl | 32 | Turner, Justin | 7 | Dykstra, Lenny | .321 |
| Vina, Fernando | 31 | Long, Terrence | 4 | Turner, Justin | .313 |
| Scutaro, Marco | 26 | Mitchell, Kevin | 4 | Matsui, Kazuo | .304 |
| Mitchell, Kevin | 23 | Otis, Amos | 3 | Agbayani, Benny | .299 |
| Otis, Amos | 23 | Payton, Jay | 3 | Otis, Amos | .295 |
| Payton, Jay | 21 | Daubach, Brian | 2 | Mitchell, Kevin | .288 |
| Agbayani, Benny | 20 | Flaherty, Ryan | 2 | Scutaro, Marco | .286 |
| Singleton, Ken | 19 | Pagan, Angel | 2 | Foli, Tim | .276 |
| Wilson, Mookie | 19 | Sierra, Ruben | 2 | *To rank among leaders a player must have 40 postseason plate appearances | |
| | | Vina, Fernando | 2 | | |
| | | Wright, David | 2 | | |
| POSTSEASON GAMES | | POSTSEASON STOLEN BASES | | POSTSEASON RBI | |
| Turner, Justin | 49 | Otis, Amos | 8 | Turner, Justin | 30 |
| Strawberry, Darryl | 40 | Wilson, Mookie | 6 | Strawberry, Darryl | 22 |
| Dykstra, Lenny | 32 | Dykstra, Lenny | 5 | Dykstra, Lenny | 19 |
| Wilson, Mookie | 25 | Backman, Wally | 4 | Scutaro, Marco | 14 |
| Wright, David | 24 | Strawberry, Darryl | 4 | Wright, David | 13 |
| Mitchell, Kevin | 23 | Turner, Justin | 4 | Mitchell, Kevin | 11 |
| Scutaro, Marco | 23 | McLouth, Nate | 3 | Otis, Amos | 11 |
| Agbayani, Benny | 22 | Perez, Timo | 3 | Payton, Jay | 10 |
| Backman, Wally | 22 | Reyes, Jose | 3 | Vina, Fernando | 9 |
| Otis, Amos | 22 | Matsui, Kazuo | 2 | Sierra, Ruben | 9 |
| | | Mora, Melvin | 2 | | |

| POSTSEASON WINS | | POSTSEASON STRIKEOUTS | | POSTSEASON ERA | |
|----------------------|----------|-----------------------|-----------|---|-------------|
| Cone, David | 8 | Cone, David | 94 | Myers, Randy | 2.35 |
| Arrieta, Jake | 5 | Arrieta, Jake | 66 | Hill, Rich | 3.04 |
| Byrd, Paul | 3 | Hill, Rich | 63 | Arrieta, Jake | 3.08 |
| Dotel, Octavio | 3 | Gooden, Dwight | 49 | Darling, Ron | 3.79 |
| Orosco, Jesse | 3 | Dotel, Octavio | 33 | Cone, David | 3.80 |
| Petit, Yusmeiro | 3 | Reed, Rick | 33 | Gooden, Dwight | 3.97 |
| Adams, Mike | 2 | Myers, Randy | 32 | Reed, Rick | 5.03 |
| Aguilera, Rick | 2 | Wheeler, Dan | 28 | Byrd, Paul | 5.40 |
| Franco, John | 2 | Darling, Ron | 27 | Tapani, Kevin | 5.40 |
| Matlack, Jon | 2 | Isringhausen, Jason | 23 | *To rank among leaders a pitcher must have 30.0 postseason innings pitched | |
| Myers, Randy | 2 | Tapani, Kevin | 23 | | |
| Pérez, Oliver | 2 | | | | |
| Reardon, Jeff | 2 | | | | |
| Scott, Mike | 2 | | | | |

| POSTSEASON GAMES | | POSTSEASON SAVES | | POSTSEASON INNINGS | |
|---------------------|----|----------------------|----------|---------------------|-------------|
| Myers, Randy | 29 | Isringhausen, Jason | 11 | Cone, David | 111.1 |
| Dotel, Octavio | 26 | Myers, Randy | 8 | Gooden, Dwight | 59.0 |
| Orosco, Jesse | 24 | Uehara, Koji | 7 | Arrieta, Jake | 52.2 |
| Isringhausen, Jason | 23 | Reardon, Jeff | 6 | Hill, Rich | 50.1 |
| Cone, David | 21 | Aguilera, Rick | 5 | Reed, Rick | 39.1 |
| Wheeler, Dan | 21 | Britton, Zach | 2 | Darling, Ron | 35.2 |
| Uehara, Koji | 19 | Johnson, Jim | 2 | Byrd, Paul | 33.1 |
| Reardon, Jeff | 18 | Orosco, Jesse | 2 | Tapani, Kevin | 31.2 |
| Aguilera, Rick | 15 | Berenguer, Juan | 1 | Myers, Randy | 30.2 |
| Franco, John | 15 | Franco, John | 1 | Isringhausen, Jason | 26.2 |
| | | Wheeler, Dan | 1 | Wheeler, Dan | 26.2 |

Bold indicates player appeared in 2018 playoffs

FORMER TIDES TO WIN WORLD SERIES (SINCE 1969)

37 different players have won a total of 44
World Series rings **AFTER** having played for the Tides
(Players listed below appeared in at least one game in World Series)

| | |
|------|---|
| 2016 | Jake Arrieta (CHC) |
| 2014 | Travis Ishikawa (SF), Yusmeiro Petit (SF) |
| 2013 | Koji Uehara (BOS) |
| 2012 | Angel Pagan (SF), Marco Scutaro (SF) |
| 2011 | Octavio Dotel (STL) |
| 2006 | Preston Wilson (STL) |
| 2005 | Carl Everett (CHW), Timo Perez (CHW) |
| 2002 | Alex Ochoa (ANA) |
| 2000 | David Cone (NYY) |
| 1999 | David Cone (NYY), Darryl Strawberry (NYY) |
| 1998 | David Cone (NYY) |
| 1996 | David Cone (NYY), Darryl Strawberry (NYY) |
| 1992 | David Cone (TOR) |
| 1991 | Rick Aguilera (MIN), Terry Leach (MIN), Kevin Tapani (MIN), David West (MIN) |
| 1990 | Randy Myers (CIN), Herm Winningham (CIN) |
| 1988 | Tim Leary (LAD) |
| 1987 | Juan Berenguer (MIN), Jeff Reardon (MIN) |
| 1986 | Rick Aguilera (NYM), Wally Backman (NYM), Ron Darling (NYM), Lenny Dykstra (NYM), Kevin Elster (NYM), Sid Fernandez (NYM), Dwight Gooden (NYM), Lee Mazzilli (NYM), Kevin Mitchell (NYM), Jesse Orosco (NYM), Rafael Santana (NYM), Doug Sisk (NYM), Darryl Strawberry (NYM), Mookie Wilson (NYM) |
| 1983 | Ken Singleton (BAL), Jim Dwyer (BAL), Joe Nolan (BAL) |
| 1979 | Jim Bibby (PIT), Tim Foli (PIT), John Milner (PIT) |
| 1969 | Duffy Dyer (NYM), Art Shamsky (NYM) |

Most World Series victories by a former Tides player

5: David Cone
3: Darryl Strawberry
2: Rick Aguilera



14 members of the 1986 World Series Champion New York Mets were former Tides.

Postseason Walk-Off Home Runs By A Former Tide

Lenny Dykstra | 1986 NLCS (Game 3) | NYM vs. HOU
Todd Pratt | 1999 NLDS (Game 4*) | NYM vs. ARI
Benny Agbayani | 2000 NLDS (Game 3) | NYM vs. SF
Travis Ishikawa | 2014 NLCS (Game 5*) | SF vs. STL
Justin Turner | 2017 NLCS (Game 2) | LAD vs. CHC

* Ended Series

ORIOLES AWARDS AS TIDES AFFILIATE

Brooks Robinson Award - Orioles Minor League Player of the Year

| Year | PLAYER | POS | STATS |
|------|------------------|-----|-----------------------------------|
| 2007 | Brandon Tripp | OF | .288 avg., 19 HR, 79 RBI |
| 2008 | Matt Wieters | C | .355 avg., 27 HR, 91 RBI |
| 2009 | Brandon Waring | 3B | .274 avg., 27 HR, 96 RBI |
| 2010 | Joe Mahoney | 1B | .307 avg., 18 HR, 78 RBI |
| 2011 | Jonathan Schoop | 2B | .290 avg., 13 HR, 72 RBI |
| 2012 | L.J. Hoes | OF | .287 avg., 5 HR, 54 RBI, 20 SB |
| 2013 | Henry Urrutia | OF | .347 avg., 9 HR, 50 RBI |
| 2014 | Christian Walker | 1B | .288 avg., 26 HR, 96 RBI |
| 2015 | Trey Mancini | 1B | .341 avg., 21 HR, 89 RBI |
| 2016 | Chance Sisco | C | .317 avg., 6 HR, 51 RBI, .403 OBP |
| 2017 | Austin Hays | OF | .329 avg., 32 HR, 95 RBI |
| 2018 | Cedric Mullins | OF | .289 avg., 12 HR, 47 RBI, 21 SB |

Jim Palmer Prize - Orioles Minor League Pitcher Of The Year

| Year | PLAYER | POS | STATS |
|------|---------------|-----|---------------------------------------|
| 2007 | Radhames Liz | RHP | 11-4, 3.22 ERA, 161 strikeouts |
| 2008 | Brad Bergesen | RHP | 16-7, 3.10 ERA, 87 strikeouts |
| 2009 | Brian Matusz | LHP | 11-2, 1.91 ERA, 121 strikeouts |
| 2010 | Zach Britton | LHP | 10-7, 2.70 ERA, 124 strikeouts |
| 2011 | Tim Lincecum | RHP | 10-4, 2.97 ERA, 117 strikeouts |
| 2012 | Dylan Bundy | RHP | 9-3, 2.08 ERA, 119 strikeouts |
| 2013 | Mike Wright | RHP | 11-3, 3.11 ERA, 138 strikeouts |
| 2014 | Tyler Wilson | RHP | 14-8, 3.67 ERA, 157 strikeouts |
| 2015 | Oliver Drake | RHP | 0.82 ERA, 23 saves, 66 strikeouts |
| | Mychal Givens | RHP | 2.20 ERA, 15 saves, 79 strikeouts |
| 2016 | Donnie Hart | LHP | 3-1, 2.72 ERA, 4 saves, 50 strikeouts |
| 2017 | Alex Wells | LHP | 11-5, 2.38 ERA, 113 strikeouts |
| 2018 | Keegan Akin | LHP | 14-7, 3.27 ERA, 142 strikeouts |
| | Zac Lowther | LHP | 8-4, 2.18 ERA, 151 strikeouts |



Jonathan Schoop appeared in 70 games for Norfolk in 2013, hitting .256 with nine home runs and 34 RBI. He had a career year with Baltimore in 2017, hitting .293 with 32 home runs and 105 RBI.



Oliver Drake won the Jim Palmer Prize in 2015 after registering 23 saves and a 0.82 ERA in 42 games for Norfolk. He struck out 66 while allowing just 23 hits in 44.0 innings pitched that season.

1st Round Picks By Baltimore Orioles

| Year | PLAYER | POS | PICK | SCHOOL |
|------|---|-----|------|-----------------------------|
| 2007 | Matt Wieters | C | 5 | Georgia Tech |
| 2008 | Brian Matusz | LHP | 4 | University of San Diego |
| 2009 | Matt Hobgood | RHP | 5 | Norco HS (CA) |
| 2010 | Manny Machado | SS | 3 | Miami Brito Private HS (FL) |
| 2011 | Dylan Bundy | RHP | 4 | Owasso HS (OK) |
| 2012 | Kevin Gausman | RHP | 4 | Louisiana State University |
| 2013 | Hunter Harvey | RHP | 22 | Bandys HS (NC) |
| 2014 | No First Round Pick (Orioles first pick was at #90) | | | |
| 2015 | DJ Stewart | OF | 25 | Florida State University |
| | Ryan Mountcastle | SS | 36 | Paul J. Hagerty HS (FL) |
| 2016 | Cody Sedlock | RHP | 27 | University of Illinois |
| 2017 | DL Hall | LHP | 21 | Valdosta HS (GA) |
| 2018 | Grayson Rodriguez | RHP | 11 | Central Heights HS (TX) |
| | Cadyn Grenier | IF | 37 | Oregon State University |



DJ Stewart was a 1st round pick by Baltimore out of Florida State in 2015. He was an International League All-Star for Norfolk in 2018, and he led the Tides with 12 home runs and 24 doubles.

TIDEWATER SHRINE

THE TIDEWATER SHRINE recognizes players and executives who have significantly contributed to the game of baseball in the Tidewater area. The Tidewater Shrine includes Major League superstars and local legends, with each honoree receiving their own plaque on the Harbor Park concourse.

TIDEWATER SHRINE MEMBERS

| | |
|--------------------|-------------------|
| Alexander, Bullet | Matlack, Jon |
| Bauer, Hank | McCullough, Clyde |
| Berra, Yogi | Metheny, Bud |
| Braxton, Edgar | Neun, Johnny |
| Clark, William | Nicolson, Swish |
| Coates, Jim | Parker, Ace |
| Craft, Molly | Porterfield, Bob |
| Cubbage, Mike | Postove, Harry |
| Cuddyer, Michael | Richardson, Bobby |
| Davis Jr., Dick | Richter, Allen |
| Dawson, Colonel | Robertson, Dave |
| Decker, Paul | Rosenfield, Dave |
| Ewell, Jimmy | Scalzi, Skeeter |
| Feller, Bob | Skiff, Bill |
| Foiles, Hank | Skowron, Moose |
| Gettel, Allen | Smith, Carr |
| Guettler, Ken | Smith, Edward |
| Hamner, Granny | Smith, Vinny |
| Hassett, Buddy | Springer, Steve |
| Henry, Bruce | Stanley, Edward |
| Herzog, Whitey | Staylor, Bubber |
| Holmes, Tommy | Stobbs, Chuck |
| Howard, Bruce | Swoope, Billy |
| Hunter, Catfish | Tipton, Eric |
| Hurdle, Clint | Traynor, Pie |
| Land, Harry | Vail, Mike |
| Lawrence, Frank D. | White, Ray |
| Lazzeri, Tony | Wilson, Hack |
| Lewis, Bill | Zontini, John |
| Lynch, Jerry | |



MICHAEL CUDDYER was inducted during the 2018 season.



DAVID WRIGHT appeared in 31 games for Norfolk in 2004 and will be inducted into the Tidewater Baseball Shrine during the 2019 season.