



2017

MEDIA GUIDE



Triple-A Affiliate of the
SEATTLE MARINERS



2016 PCL PACIFIC NORTHERN DIVISION CHAMPIONS



Rainiers™

R tacomarainiers.com

 facebook.com/tacomarainiers

 twitter.com/rainiersland



Triple-A Affiliate of
the Seattle Mariners

Tacoma Rainiers Baseball
2502 S. Tyler Street
Tacoma, WA 98405

Phone: 253-752-7707
Fax: 253-752-7135

2017 TACOMA RAINIERS MEDIA GUIDE TABLE OF CONTENTS

Front Office/Contact Info	5
Cheney Stadium	6-8
Triple-A All-Star Game Information	9-31
All-Star Game/Home Run Derby Results	11-12
Year-By-Year Personnel	15-19
All-Star Game/Home Run Derby Records	20-25
All-Time ASG Roster (By Team)	26-31
Coaching Staff	32-36
2017 Tacoma Rainiers Players	37-144
2016 Season Review	145-168
League Leaders and Final Standings	146-147
Team Batting/Pitching/Fielding Summary	148-149
Monthly Batting/Pitching Totals	150-152
Situational Batting/Pitching Totals	153-161
Team Highlights	162-163
Day-By-Day	164-165
Highs and Lows	166
Transactions	167-168
Opponents	169-177
History and Records	179-210
Career Batting/Pitching Leaders	180-183
Single-Season Batting/Pitching Leaders	184-185
Franchise Leaders	186-187
All-Time Record(s) vs. PCL Opponents	188-191
Year-By-Year Record	192
Postseason History	193-203
All-Time Roster	204-210
Media Information	211-214
Guidelines	212
Broadcast Information	213
Notes	214

INFORMATION BOX INDEX

Cheney Stadium Firsts	8
Tacoma Managers 1960-Present	39
Tacoma Players Who Have Led the Pacific Coast League in Home Runs	50
Tacoma Affiliate Records	54
Tacoma ERA Champions	72
Troy Neel Wins the 1992 Batting Title	85
Tacoma All-Star Selections	105
Tacoma Triple Plays	149
Simpson Kraft Hall of Fame Inductees	187
Dick Phillips Wins 1961 MVP	193



CREDITS:

Researched and written by: Brett Gleason and Mike Curto

Editor: Brett Gleason

Graphic design: Tony Canepa

Photography: Red Williamson, Wilson Tsoi

Statistical assistance provided by Major League Baseball Advanced Media and Baseball Reference.

Additional biographical information provided by the Seattle Mariners Baseball Information Department.



FRONT OFFICE



TACOMA RAINIERS PROFESSIONAL BASEBALL

CHENEY STADIUM
2502 SOUTH TYLER STREET
TACOMA, WA 98405

PHONE: (253) 752-7707

FAX: (253) 752-7135

BOX OFFICE: (253) 752-7700

EXECUTIVE STAFF

CEO/Ownership..... Mikal Thomsen
President..... Aaron Artman
Vice President, Sales..... Shane Santman
Director, Administration/Assistant to the President..... Patti Stacy

TICKET SALES AND SERVICES

Director, Ticket Operations..... Adam Dolezal
Director, Premium Experience..... Taryn Duncan
Director, Ticket Sales..... Ben Nelson
Director, Ticket Sales..... Tim O'Hollaren
Manager, Corporate Sales..... Kevin Drugge
Manager, Corporate Sales..... Collin Gee
Senior Coordinator, Group Events..... Chris Aubertin
Senior Coordinator, Group Events..... Caitlin Calnan
Coordinator, Group Events..... Lauren Hall
Coordinator, Group Events..... Rebecca Spitzig
Coordinator, Box Office..... Necia Borba

CORPORATE PARTNERSHIPS

Director, Partner Development..... Julia Falvey
Director, Marketing and Partner Services..... Betsy Hechtner
Coordinator, Corporate Partner Services..... Yvette Yzaguirre

GAME ENTERTAINMENT

Director, Game Entertainment..... Casey Catherwood
Coordinator, Technical..... Anthony Phinney

MARKETING & COMMUNICATIONS

Manager, Media and Communications..... Brett Gleason
Director, Creative..... Tony Canepa
Broadcaster..... Mike Curto

STADIUM AND TEAM OPERATIONS

Director, Stadium Operations..... Nick Cherniske
Director, Baseball Operations and Merchandise..... Ashley Schutt
Manager, Stadium Operations..... Isaiah Dowdell
Head Groundskeeper..... Michael Huie

FINANCE

CFO..... Brian Coombe
Financial Analyst..... Jack Kelly
Receptionist..... Brittany Griffins

FRONT
OFFICE

CHENEY
STADIUM

2017 TRIPLE-A
ALL-STAR GAME

COACHES/STAFF

2017
RAINIERS

2016 SEASON
REVIEW

OPPONENTS

HISTORY &
RECORDS

MEDIA &
MISC.



CHENEY STADIUM






The development of Cheney Stadium as Tacoma's home of Pacific Coast League baseball began in 1957 as a shared idea by area businessmen Ben Cheney and Clay Huntington.

Following a three-year effort by these men, the San Francisco Giants agreed in the fall of 1959 to relocate their Triple-A club from Phoenix to Tacoma contingent upon the city's ability to construct a new stadium in time for the beginning of the 1960 season.

The city council approved the measure, clearing the way for a new stadium. The project took three months and 14 days to complete, cost \$940,00 with Ben Cheney putting up \$100,000 of his own to cover any overruns, and was finished just in time for the ballpark to host the Tacoma Giants first game on April 16, 1960.



Ben Cheney surveying the early stages of the stadium prior to the Tacoma Giants first season in 1960.

Outside of minor upgrades that included clubhouse renovations, the installation of a new playing surface and replacing the stadium's original wooden seats, Cheney Stadium remained largely unchanged for 51 seasons. More than five decades of housing PCL baseball in Tacoma began to take a toll and the house that Ben Cheney built was understandably beginning to show its age.

Following a concerted effort by Tacoma Rainiers ownership, Schlegel Sports Group, and the City of Tacoma, Cheney Stadium's new era officially began on November 24, 2009, when the Tacoma City Council approved a \$28 million private-public bond that would provide the bulk of a \$30 million renovation scheduled to take place during the 2010 offseason. The look of the renovation took shape a few months later when a design/build team led by Mortenson Construction, along with Populous and Tacoma-based Belay Architecture, was approved on March 9, 2010.



Aerial view of the newly-completed Cheney Stadium - nicknamed the "The 100-Day Wonder" due to its brisk construction schedule.

The stadium once dubbed the "100-Day Wonder" in tribute to its brisk construction time was set to undergo an extensive offseason renovation under a schedule equally as ambitious. From the last pitch of the Rainiers final home game of the 2010 season on September 2 until April 1, 2011, Cheney Stadium was to undergo a historic transformation in just a 210-day period.

Over 200 on- and off-site construction jobs were created in Tacoma in order to make Cheney's fast face-lift possible. The aggressive schedule saw Cheney Stadium "top out" - meaning the completion of the overall structure - during the holidays and was ready for occupation by the club's April 1 deadline.

CHENEY STADIUM



Cheney Stadium added a 4,000 square foot Summit Club as part of its renovation following the 2010 season.

The renovated Cheney Stadium now incorporates more than 90,000 pounds of steel spanning across more than 96,000 square feet. The roof is comprised of Douglas Fir glu-lam beams, the largest of which weigh over 7,000 lbs.

The ballpark's wooden exterior, extending up to 75 feet at its peak, is indicative of a ballpark that was built to be geographically relevant. Every addition was constructed using only local materials, built with Tacoma and the Pacific Northwest in mind.

Cheney now features amenities that include 16 luxury suites, a 4,000 square foot Summit Club and restaurant, club seats that are closer than any other seat in any other baseball park across the nation, and a grass berm located along right field. The stadium boasts double the number of concession points of sale and more ADA seating capacity along with better ADA

access. Gone are the wooden walls that lined left and right field, replaced by lower, padded, chain-link fences featuring inset bullpens. The Rainiers clubhouse and dugout, formerly located along the first base line, shifted to third base, with visiting teams now residing in the fully renovated first base location.

What did not change are the views fans had grown accustomed to over Cheney Stadium's more than five decades of existence. The ballpark's grandstand is still the same one constructed prior to 1960 that features a steep pitch that makes every seat in the house a great one.

The 29-foot tall "batter's eye" continues to serve as a centerfield landmark, taunting batters at a distant 425 feet from home plate. (Shin Soo Choo and A.J. Zapp remain the only batters to hit a homer over the "Green Monster.") And the Simpson-Kraft Hall of Fame remains untouched, a tribute to Ben Cheney and the Tacoma names who helped to make Cheney Stadium the iconic venue it is today.

In its inaugural season in 2011, the new Cheney Stadium was greeted with a reception more than worthy of all the hard work. The Rainiers hosted 18 sell-out games, a then franchise-record 378,518 fans flocked to the renovated ballpark to see top prospects establish themselves as Major League talents. The turn out by the people of Tacoma further confirmed Cheney Stadium's transition from a beautiful building to an iconic Pacific Northwest ballpark.



The Rainiers added the "R" Yard party deck beyond the left field wall in June of 2014. It is the first outfield viewing experience in stadium history.

CHENEY STADIUM FIRSTS

First Rainout	April 14, 1960
First Game	April 16, 1960 (game one of day/night double header)
Result, First Game	Portland Beavers 7, Tacoma Giants 2.
Attendance, First Game	6,612
First Tacoma Win	April 16, 1960 – game two (Tacoma 11, Portland 0)
Ceremonial First Pitch	Ben Hanson, Mayor of Tacoma
First Pitcher	Eddie Fisher, Tacoma, April 16 vs. Portland
First Batter	Clem Moore, Portland (fouled out to RF Bob Perry)
First Hit	George Freeze, Portland, April 16 – 1st inning, game one (single)
First Tacoma Hit	Danny O'Connell, Tacoma, April 16 – 1st inning, game one (single)
First Run Scored	Eddie Fisher, Tacoma, April 16 – 3rd inning, game one
First Run Batted In	Matty Alou, Tacoma, April 16 – 3rd inning, game one
First Double	Nippy Jones, Portland – April 16 – 8th inning, game one
First Triple	Tom Haller, Tacoma – April 16 – 1st inning, game two
First Home Run	Matty Alou, Tacoma, April 16 – 3rd inning, game one (2-run HR)
First Grand Slam	Frank Reveira, Tacoma, April 27 – 5th inning
First Pinch-Hit Home Run	Frank Reveira, Tacoma, April 27 – 5th inning
First to Hit for Cycle	Bill Hain, Tacoma, vs. Spokane August 8, 1961
First Winning Pitcher	Lynn Lovenguth, Portland, April 16 – game one
First Losing Pitcher	Eddie Fisher, Tacoma, April 16 – game one
First Shutout	Juan Marichal, Tacoma, April 16 – game two
First Hit Allowed	Eddie Fisher, Tacoma, April 16 – 1st inning, game one
First Home Run Allowed	Lynn Lovenguth, Portland, April 16 – 3rd inning, game one (Alou)
First Strikeout	Eddie Fisher struck out Jim Greengrass, April 16 – 1st inning, game one
First Walk	Eddie Fisher walked Bill Causion, April 16 – 1st inning, game one
First Stolen Base	Matty Alou, Tacoma, April 16 – 6th inning, game two
First Error	Tom Haller, Tacoma catcher, April 16 – 1st inning, game one
First Grounded Into DP	Benny Valenzuela, Tacoma, April 16 – 4th inning, game one



2017 TRIPLE-A ALL-STAR GAME



2017 CHI FRANCISCAN HEALTH TRIPLE-A ALL-STAR GAME



Pacific Coast League President Branch Rickey announces the selection of Cheney Stadium to host the 2017 Triple-A All-Star Game, the event's 30th edition.

The Tacoma Rainiers and Cheney Stadium have been selected to host the 2017 CHI Franciscan Health Triple-A All-Star Game and surrounding festivities, the club announced last June in a press conference at Cheney Stadium in coordination with Triple-A Baseball and the Pacific Coast League.

The greatest talents from the PCL and International League will converge at Cheney Stadium on Wednesday, July 12, 2017 for the showcase to be televised nationally on MLB Network. This will mark the 30th anniversary of the Triple-A All-Star game.

"The growth we've had over the past nine seasons is because the fans - and the market in general - have so graciously returned to Cheney Stadium to support this franchise," Team President Aaron Artman said. "I can't think of a better way to celebrate this growth and support than to bring the Triple-A All-Star Game to Tacoma for the first time in franchise history. It will be a huge showcase for not just Cheney Stadium and the Rainiers, but for the entire region, and we're excited to show it off."

Coupled with continued on-field success and rising attendance, the Rainiers selection to host the 2017 Triple-A All-Star game further affirms the club's position as a key asset to the Pacific Coast League and the Pacific Northwest.

"For the Rainiers to have won the bid to host the 2017 Triple-A All-Star Game is strong testimony to the standing of this franchise and underscores the credibility that the ownership and staff have earned across the sport," Pacific Coast League President Branch Rickey said. "With such significant improvements having been made to Cheney Stadium, the International League and the Pacific Coast League are eager to hold one of their marquee events in Tacoma in 2017."

Since 2007, the Rainiers have enjoyed increased attendance in seven-of-nine seasons, as well as a nearly 500 percent increase in season ticket holders. During the 2016 season, Cheney Stadium welcomed 377,164 fans through the gates, marking the second largest single-season attendance mark in franchise history.

"The Tacoma Rainiers organization and the city of Tacoma will be tremendous hosts for one of Minor League Baseball's premier events," Minor League Baseball President and CEO Pat O'Conner said. "Cheney Stadium underwent a historic transformation after the 2010 season and the Triple-A All-Star Game will give a national audience a chance to see this gem of a ballpark in the Pacific Northwest."

Prior to the 2015 season, the Rainiers underwent a rebranding that included new primary and secondary logos, as well as a new on-field uniform set. The transition to the new brand identity helped launch the Rainiers merchandise sales up the Minor League rankings.

2017 will mark the first time the Tacoma franchise, members of the Pacific Coast League since 1960, have hosted the Triple-A All-Star Game. The contest has been held annually since 1988, and rotates between International League and Pacific Coast League locations. The selection of Cheney Stadium and the Rainiers to host the 2017 Triple-A All-Star Game also marks the first time since 2013 that a Mariners affiliate has hosted an All-Star event.

"Having the Rainiers host the All-Star Game is a chance for fans throughout the area to see all the best Triple-A players in the game in one spot," Seattle Mariners Executive Vice President and General Manager of Baseball Operations Jerry Dipoto said. "It's also a great opportunity for fans around the country to see beautiful Cheney Stadium on TV and for all of Minor League Baseball to discover what we already know: That the people and staff of Tacoma do a tremendous job."

The 2017 Triple-A All-Star Game will be presented by CHI Franciscan Health, the Tacoma Rainiers partner in health and wellness.

"We are proud to help the Rainiers bring this exciting event to Western Washington," Chief Strategy Officer of CHI Franciscan Health Thomas Kruse said. "With 12,500 employees and eight of the region's best hospitals, we will support the Tacoma Rainiers, the Triple-A Baseball and Minor League Baseball with our volunteers, health care resources, and our Northwest Healthy spirit, helping spread the message of good health. On behalf of the Franciscan Foundation, we also thank the Rainiers for their commitment to raising charitable funds through the Charity Golf Tournament and other events to help us serve our community."

Gildan, a leading brand and supplier of quality T-shirts, activewear, underwear and socks, is a partner of Triple-A Baseball and the presenting sponsor of the Triple-A All-Star Game and the title sponsor of the Triple-A National Championship Game, their two annual showcase events.

ALL-STAR WEEK EVENTS

MONDAY, JULY 10

2017 Triple-A Home Run Derby

TUESDAY, JULY 11

Media Day

All-Star Gala

WEDNESDAY, JULY 12

All-Star Luncheon

2017 Triple-A All-Star Game

TRIPLE-A ALL-STAR GAME RESULTS (1988-2016)

YEAR	LOCATION	SCORE	WINNER	LOSER	SAVE	ATT
1988	Buffalo, NY	AL 2 - NL 1	U. Lugo	J. Boever	M. Kinnunen	19,500
1989	Columbus, OH	AL 3 - NL 8	R. Martinez	M. Trujillo		14,131
1990	Las Vegas, NV	AL 5 - NL 8	T. Gilmore	S. Chiamparino		10,323
1991	Louisville, KY	AL 5 - NL 6	A. Reynoso	T. Edens	M. Christopher	20,725
1992	Richmond, VA	AL 2 - NL 1	D. Moeller	R. Marshall	M. Draper	12,186
1993	Albuquerque, NM	AL 3 - NL 14	R. Smith	J. O'Donoghue		10,541
1994	Nashville, TN	AL 5 - NL 4	B. Woodall	K. Ojala	G. Buckels	11,601
1995	Scranton, PA	AL 9 - NL 0	P. Ahearne	J. Ishringhausen		10,965
1996	Salt Lake City, UT	AL 1 - NL 2	D. Hermanson	J. Schmidt	S. Mintz	15,500
1997	Des Moines, IA	AL 5 - NL 3	B. Rose	D. Swartzbaugh	E. Gaillard	11,183
1998	Norfolk, VA	PCL 4 - IL 8	J. Bennett	T. Baptist		11,049
1999	New Orleans, LA	PCL 9 - IL 5	J. Boyd	E. Gaillard	C. Bailey	8,895
2000	Rochester, NY	PCL 8 - IL 2	G. Carrara	T. Ohka		12,810
2001	Indianapolis, IN	PCL 9 - IL 5	R. Quevedo	B. Jodie		15,868
2002	Oklahoma City, OK	PCL 5 - IL 0	S. Nance	D. Ebert		11,343
2003	Memphis, TN	PCL 9 - IL 13	S. Marsonnek	J. Ryan		15,214
2004	Pawtucket, RI	PCL 3 - IL 4	M. Whiteside	S. Atchison		11,192
2005	Sacramento, CA	PCL 11 - IL 5	C. Gissell	J. Scobie		14,414
2006	Toledo, OH	PCL 0 - IL 6	H. Phillips	B. Hendrickson		11,300
2007	Albuquerque, NM	PCL 5 - IL 7	B. Bullington	J. Lehr	C. Doyne	12,367
2008	Louisville, KY	PCL 6 - IL 5	L. Pena	B. Neal		13,131
2009	Portland, OR	PCL 5 - IL 6	A. Carpenter	Y. Bazardo	F. Cabrera	16,637
2010	Lehigh Valley, PA	PCL 1 - IL 2	A. Slama	J. Banks	J. Albaladejo	10,000
2011	Salt Lake City, UT	PCL 0 - IL 3	Z. McAllister	B. Mills		12,439
2012	Buffalo, NY	PCL 3 - IL 0	G. Godfrey	T. Cloyd	J. Albaladejo	18,205
2013	Reno, NV	PCL 3 - IL 4	G. Reynolds	J. Cosart	P. Guilmet	10,135
2014	Durham, NC	PCL 3 - IL 7	L. Hendricks	E. Villanueva		10,274
2015	Omaha, NE	PCL 3 - IL 4	A. Achter	J. Edwards	B. Wood	9,023
2016	Charlotte, NC	PCL 2 - IL 4	A. Pruitt	T. Blach	E. Mujica	10,386

From 1988-1997, the Triple-A All-Star Game featured players from three Triple-A leagues: the Pacific Coast League, the International League, and the American Association. During these all-star contests players were divided up based on their club's Major League affiliation. Starting in 1998, after the PCL and IL absorbed the remnants of the American Association, the Triple-A All-Star Game began pitting PCL players against their IL counterparts.

TRIPLE-A HOME RUN DERBY RESULTS (1988-2016)

YEAR	WINNER(S)	ADDITIONAL PARTICIPANTS
1988	Bob Green (Columbus)	Sandy Alomar Jr. (Las Vegas) Mike Devereaux (Albuquerque), Tom Prince (Buffalo) Tim Pzynarski (Dever)
1989	[Rained Out]	---
1990	Juan Gonzalez (Oklahoma City)	Hensley Muelens (Columbus) Tim Naehring (Pawtucket), Lee Stevens (Edmonton) Jerry Willard (Vancouver), Eddie Williams (Las Vegas) [Right and left-handed winners recognized]
1991	Gary Cooper (Tucson) Lee Stevens (Edmonton)	---
1992	[No event scheduled]	---
1993	Ryan Thompson (Norfolk)	Billy Ashley (Albuquerque) Drew Denson (Nashville), Ryan Klesko (Richmond) Derek Parks (Portland), J.R. Phillips (Phoenix) Rich Rowland (Toledo), Lee Stevens (Syracuse) Jom Thome (Charlotte), Eddie Zambrano (Iowa) Rich Aude (Buffalo)
1994	Scott Coolbaugh (Louisville)	Drew Denson (Nashville), Dwayne Hosey (Omaha) Kevin Jordan (Scranton/WB)
1995	Ron Coomer (Albuquerque)	Brooks Kieschnick (Iowa), Luis Lopez (Buffalo) Mark Smith (Rochester)
1996	Greg Pirkil (Tacoma)	Lee Stevens (Oklahoma City)
1997	Todd Helton (Colorado Springs)	Yamil Benitez (Omaha) Aaron Boone (Indianapolis), Danny Clyburn (Rochester) Ivan Cruz (Columbus), Robin Jennings (Iowa) Paul Konerko (Albuquerque), Russ Moman (Charlotte) Roberto Petagine (Norfolk), Ryan Radmanovich (Salt Lake) Bubba Smith (Oklahoma City)
1998	Willis Otanez (Rochester)	Greg Blosser (Durham) Derrick White (Iowa)
1999	Scott Sheldon (Oklahoma)	D.T. Cromer (Indianapolis) Chris Hatcher (Colorado Springs)
2000	Luis Raven (Calgary)	Chris Donnels (Albuquerque) Karim Garcia (Rochester), Phil Hiatt (Colorado Springs) Brooks Kieschnick (Louisville), Bill Selby (Buffalo)
2001	Chris Latham (Syracuse)	Jack Cust (Tucson) Jose Fernandez (Salt Lake), Calvin Pickering (Rochester) Juan Thomas (Tacoma), Ron Wright (Durham)
2002	Brandon Larson (Louisville)	Joe Crede (Charlotte) Michael Cuddyer (Edmonton), Jack Cust (Colorado Springs) Mike Ryan (Edmonton), Andy Sheets (Durham)

FRONT
OFFICE

CHENEY
STADIUM

2017 TRIPLE-A
ALL-STAR GAME

COACHES/STAFF

2017
RAINIERS

2016 SEASON
REVIEW

OPPONENTS

HISTORY &
RECORDS

MEDIA &
MISC.

TRIPLE-A HOME RUN DERBY RESULTS (CONT.)

YEAR	WINNER(S)	ADDITIONAL PARTICIPANTS
2003	Rob Stratton (Albuquerque)	Brandon Larson (Louisville) Michael Restovich (Rochester), Terrell Sledge (Edmonton)
2004	Bucky Jacobsen (Tacoma)	Craig Brazell (Norfolk) Joe Dillon (Albuquerque), John Gall (Memphis) Justin Morneau (Rochester), Calvin Pickering (Omaha) Earl Snyder (Pawtucket), Larry Sutton (Albuquerque) Glenn Williams (Syracuse), Ernie Young (Buffalo)
2005	Mitch Jones (Columbus)	Mike Coolbaugh (Round Rock) John-Ford Griffin (Syracuse), Ian Kinsler (Oklahoma) Matt Watson (Sacramento), Ernie Young (Buffalo)
2006	Andy Marte (Buffalo)	Chris Chaney (Ann Arbor HS) Dom Coduti (Northwood HS), Nelson Cruz (Nashville) Leon Durham (Retired player), Howard Jonson (Retired player) Justin Leone (Portland), Ryan Ludwick (Toledo) Luke Scott (Round Rock), Kevin Witt (Durham)
2007	Rob Stratton (Retired Player)	Craig Brazell (Omaha) Shelly Duncan (Scranton/WB), Joey Garcia (Rio Rancho HS) John-Ford Griffin (Syracuse), Mike Hessman (Toledo) Mike Marshall (Retired player), Valentino Pascucci (Albuquerque) Garrett Poe (Silver HS), Scott Seabol (Albuquerque)
2008	Jaime D'Antona (Tucson)	Jeff Bailey (Pawtucket) Matt Brown (Salt Lake), Mike Hessman (Toledo) Jason Smith (Omaha), Jonathan Van Every (Lehigh Valley)
2009	Chad Huffman (Portland)	Shelley Duncan (Scranton/WB) Terry Evans (Salt Lake), Justin Huber (Rochester) Sid Jensen (Hillsborough HS), Brendan Katin (Nashville) Kevin Taylor (Sunset HS), Andy Tracy (Lehigh Valley)
2010	Don Johnson (Durham)	J.P. Arencibia (Las Vegas) Westyn Baylor (Bangor HS), Jeff Frazier (Toledo) Jay Gibbons (Albuquerque), Alex Gordon (Omaha) J.D. King (Nazareth HS), Andy Tracy (Lehigh Valley)
2011	Stefan Gartrell (Gwinnett)	Jeff Baisley (Salt Lake) Mauro Gomez (Gwinnett), Sam Hall (Bonneville HS) Bryan LaHair (Iowa), Kayden Porter (Spanish Fork HS) Trayvon Robinson (Albuquerque), Dayan Vicedo (Charlotte)
2012	Valentino Pascucci (Buffalo)	Joey Butler (Round Rock) Mike Hessman (Oklahoma City), Luis Jimenez (Tacoma) Dan Johnson (Charlotte), Matt LaPorta (Columbus)
2013	Matt Davidson (Reno)	Chris Colabello (Rochester) Mauro Gomez (Buffalo), Ernesto Mejia (Gwinnett) Johnny Monell (Fresno), Brock Peterson (Memphis) Kody Reynolds (McQueen HS)
2014	Allan Dykstra (Las Vegas)	Jesus Aguilar (Columbus) Matt Hague (Indianapolis), Mike Jacobs (Reno) Mikie Mahtook (Durham), Francisco Pena (Omaha)
2015	Daniel Alvarez (Norfolk)	Jesus Aguilar (Columbus) Alex Bohm (Roncalli HS), Matt Davidson (Charlotte) Cody Decker (El Paso), Jack Kalina (Papillion-La Vista HS) Peter O'Brien (Reno), Jamie Roma (Reno)
2016	Chris Marrero (Pawtucket)	Trent Alley (Charlotte Country Day School) Chad Huffman (Toledo), Kyle Jensen (Reno) Jesus Montero (Buffalo), Rob Segedin (Oklahoma City) Travis Taijeron (Las Vegas), Riley Zayicek (Lake Norman HS)

PLAYERS WITH MULTIPLE HOME RUN DERBY CHAMPIONSHIPS

2 - Rob Stratton (2003, 2007)

TEAMS WITH MULTIPLE HOME RUN DERBY CHAMPIONS

- 2 - Albuquerque (Ron Coomer, 1995; Rob Stratton (2003)
- 2 - Buffalo (Andy Marte, 2006; Valentino Pascucci, 2012)
- 2 - Columbus (Bob Geren, 1988; Mitch Jones, 2005)
- 2 - Louisville (Scott Coolbaugh, 1994; Brandon Larson, 2002)
- 2 - Norfolk (Ryan Thomson, 1993; Daniel Alvarez, 2015)
- 2 - Oklahoma City (Juan Gonzalez, 1990; Scott Sheldon, 1999)
- 2 - Tacoma (Greg Pirk, 1996; Bucky Jacobsen, 2004)
- 2 - Tucson (Gary Cooper, 1991; Jamie D'Antona, 2008)

TRIPLE-A ALL-STAR GAME MANAGERS AND COACHES (1988-2016)

ALBUQUERQUE

Bundy, Lorenzo	Manager	2011
Collins, Terry	Manager	1988
Dishman, Glenn	Coach	2014
Kennedy, Kevin	Manager	1990
Russell, Bill	Manager	1993
Treanor, Dean	Manager	2007

BUFFALO

Brown, Marty	Manager	2005
Collins, Terry	Coach	1990
Datz, Jeff	Manager	1999
Graham, Brian	Coach	1996
Lovullo, Torey	Coach	2007
Oberkfell, Ken	Coach	2009
Wedge, Eric	Coach	2002

CALGARY

Bodie, Keith	Coach	1992
Plummer, Bill	Coach	1988

CHARLOTTE

Champion, Kirk	Coach	2001
Dotson, Rich	Coach	2011
Manuel, Charlie	Manager	1993
Moore, Brandon	Coach	2013
Skinner, Joel	Coach	2013
Tomberlin, Andy	Coach	2016

COLUMBUS

Arnold, Tony	Coach	2014
Dent, Bucky	Manager	1989
Down, Rick	Coach	1992
Hillman, Trey	Coach	2000
Merrill, Stump	Coach	1996
Sarbaugh, Mike	Manager	2011
Sarbaugh, Mike	Manager	2012
Tremie, Chris	Coach	2014
Tremie, Chris	Manager	2016

COLORADO SPRINGS

Cockrell, Alan	Coach	2006
Dabney, Fred	Coach	2015
Mills, Brad	Coach	1995
Mills, Brad	Coach	1996
Torchia, Tony	Coach	1999

DENVER

Machemer, Dave	Coach	1990
Muser, Tony	Manager	1992

DURHAM

Evers, Bill	Manager	2001
Evers, Bill	Coach	1999
Montoyo, Charlie	Manager	2010
Montoyo, Charlie	Manager	2014

EDMONTON

Durham, Leon	Coach	2000
Jones, Gary	Manager	1997
Kotchman, Tom	Coach	1989
Olivares, Max	Coach	1991

EL PASO

Patrick, Bronswell	Coach	2016
--------------------	-------	------

FRESNO

Hart, Mike	Coach	2002
Horlen, Joel	Coach	1999
Mariano, Bob	Manager	2014
Morman, Russ	Coach	2012
Rice, Pat	Coach	2013

INDIANAPOLIS

Bombard, Marc	Coach	1995
Bombard, Marc	Coach	1993
Kelly, Pat	Coach	1992
Kremblas, Frank	Coach	2010
Miley, Dave	Coach	1998
Sparks, Joe	Coach	1988
Trenor, Dean	Coach	2011

IOWA

Johnson, Tom	Manager	1997
Joshua, Von	Coach	2007
Listach, Pat	Coach	2004
Listach, Pat	Manager	2008
Mackanin, Pete	Manager	1989

LAS VEGAS

Backman, Wally	Manager	2016
Brown, Marty	Manager	2012
Howell, Ken	Coach	2007
Royster, Jerry	Manager	1998
Smith, Steve	Coach	1989

LEHIGH VALLEY

Huppert, Dave	Coach	2010
Sandberg, Ryne	Coach	2012

LOUISVILLE

Burleson, Rick	Coach	2004
Miley, Dave	Manager	2002
Miller, Dyar	Coach	1996
Pettini, Joe	Coach	1994
Sweet, Rick	Coach	2008
Sweet, Rick	Manager	2009

MEMPHIS

Budaska, Mark	Coach	2010
Isley, Blaise	Coach	2012
Miller, Dyar	Coach	2003
Shildt, Mike	Coach	2016

NASHVILLE

Kyles, Stan	Coach	2006
Mackanin, Pete	Coach	1991
Renick, Rick	Manager	1994
Skube, Bob	Coach	2014

NEW ORLEANS

Bando, Chris	Manager	1995
Hickey, Jim	Coach	2002
Maloney, Chris	Coach	2004
Minor, Damon	Coach	2013
Pena, Tony	Manager	2001

NORFOLK/TIDEWATER

Allenson, Gary	Coach	2009
Cubbage, Mike	Coach	1988
Floyd, Bobby	Coach	2003
Swisher, Steve	Coach	1991

OKLAHOMA/OKLAHOMA CITY

Biagini, Greg	Manager	1999
Brown, Tom	Coach	1998
Harrah, Toby	Coach	1988
Jones, Bobby	Coach	1005
Stubbs, Franklin	Coach	2015

OMAHA

Bradshaw, Terry	Coach	2008
Cox, Jeff	Coach	1993
Gregg, Tommy	Coach	2011
Jirschele, Mike	Coach	1997
Jirschele, Mike	Manager	2006
Poldberg, Brian	Manager	2015
Rende, Sal	Manager	1991
Rende, Sal	Coach	1989

OTTAWA

Mackanin, Pete	Manager	1996
Russell, John	Manager	2007

PAWTUCKET

Bailey, Buddy	Manager	2004
Bailey, Buddy	Coach	1995
Beyeler, Arnie	Coach	2012
Boles, Kevin	Coach	2015
Bombard, Rich	Coach	2000
Griffin, Mike	Coach	2004
Johnson, Ron	Coach	2006
Jones, Gary	Coach	2001
Macha, Ken	Coach	1998
Nottle, Ed	Manager	1988

PHOENIX

Evers, Bill	Coach	1992
Wotus, Ron	Coach	1997

PORTLAND

Ready, Randy	Manager	2009
Sweet, Rick	Manager	2003
Ullger, Scott	Coach	1983

RENO

Butler, Brett	Manager	2013
---------------	---------	------

FRONT
OFFICE

CHENEY
STADIUM

2017 TRIPLE-A
ALL-STAR GAME

COACHES/STAFF

2017
RAINIERS

2016 SEASON
REVIEW

OPPONENTS

HISTORY &
RECORDS

MEDIA &
MISC.

TRIPLE-A ALL-STAR GAME MANAGERS AND COACHES (CONT.)

RICHMOND

Beauchamp, Jim	Coach	1989
Chambliss, Chris	Manager	1992
Fischer, Bill	Coach	1997
Kelly, Pat	Coach	2005
Little, Grady	Manager	1995

ROCHESTER

Biagini, Greg	Coach	1991
Cliburn, Stan	Coach	2007
Cliburn, Stu	Coach	2016
Doherty, Tim	Coach	2015
Foley, Marv	Manager	1998
Foley, Marv	Coach	1997
Jackson, Grant	Coach	2002
Miscik, Bob	Coach	1994
Roof, Phil	Coach	2005

SACRAMENTO

Defrancesco, Tony	Manager	2005
McAnn, Brian	Coach	2009
Rodriguez, Rick	Coach	2008
White, Roy	Coach	2001

SALT LAKE

Anderson, Rick	Coach	2000
Bennett, Erik	Coach	2010
Brumley, Mike	Manager	2004
Eppard, Jim	Coach	2003
Johnson, Keith	Coach	2011
Roof, Phil	Manager	1996

SCRANTON/WILKES-BARRE

Bombard, Marc	Manager	2003
Bombard, Marc	Manager	2000
Culver, George	Coach	1993
Dancy, Bill	Coach	1990
Miley, Dave	Manager	2008
Miley, Dave	Manager	2013
Quade, Mike	Coach	1994

SYRACUSE

Bailor, Bob	Manager	1990
Davis, Doug	Coach	2008
Gardner Jr., Billy	Manager	2015
Malave, Omar	Coach	2003

TACOMA

Bernard, Dwight	Coach	2009
Brown, Daren	Manager	2010
Myers, Dave	Coach	1998
Rohn, Dan	Manager	2002

TOLEDO

Jones, Jeff	Coach	2006
Parrish, Larry	Manager	2006
Roof, Gene	Coach	1999

TUCSON

Kniffon, Chuck	Coach	2001
Parrott, Mike	Coach	2005
Skinner, Bob	Manager	1991
Spencer, Tom	Manager	2000
Sweet, Rick	Manager	1994

VANCOUVER

Foley, Marv	Coach	1990
Long, Don	Coach	1994
Ruby, Gary	Coach	1995

TOTAL PARTICIPANTS BY TEAM (1988-2016)

	TOTAL PART.	PLAYERS	MANAGERS	COACHES	TRAINERS	RADIO BROADCASTERS
Buffalo	71	58	2	5	3	3
Columbus	71	59	4	5	2	1
Albuquerque	67	56	5	1	2	3
Rochester	66	52	1	8	2	3
Indianapolis	63	50	-	7	2	4
Omaha	63	50	3	5	2	3
Louisville	61	49	2	4	4	2
Scranton/WB	61	50	4	3	2	2
Las Vegas	60	52	3	2	1	2
Iowa	59	49	3	2	2	3
Nashville	59	49	1	3	3	3
Pawtucket	59	45	2	8	1	3
Syracuse	58	51	2	2	1	2
Tacoma	57	48	2	2	3	2
Charlotte	54	43	1	5	2	3
Colorado Springs	54	47	-	5	1	1
Norfolk/Tidewater	54	43	-	4	4	3
Durham	52	44	3	1	2	3
Toledo	52	44	1	4	2	3
Oklahoma/Ok. City	48	40	1	4	2	1
Tucson	46	39	3	2	1	1
Richmond	45	36	2	3	1	3
Salt Lake	44	34	2	4	2	2
New Orleans	41	31	2	1	3	4
Memphis	37	30	-	4	1	2
Fresno	36	30	1	4	-	1
Sacramento	33	26	1	3	2	1
Edmonton	29	23	1	3	-	2
Portland	26	21	2	1	1	1
Lehigh Valley	24	19	-	2	1	2
Vancouver	24	21	-	3	-	-
Calgary	22	20	-	2	-	-
Reno	22	19	1	-	1	1
Round Rock	19	18	-	-	1	-
Ottawa	18	16	2	-	-	-
Phoenix	16	12	-	2	-	2
Gwinnett	15	14	-	-	1	-
Denver	14	11	1	1	1	-
El Paso	5	4	-	1	-	-
Maine	1	1	-	-	-	-

TRIPLE-A ALL-STAR GAME PERSONNEL (1988-2016)

2016 - CHARLOTTE

Managers

IL Chris Tremie (COL)
PCL Wally Backman (LV)

Coaches

IL Stu Ciliurn (ROC)
Andy Tomberlin (CHA)
PCL Bronswell Patrick (ELP)
Mike Schildt (MEM)

Trainers

IL Scott Johnson (CHA)
PCL James Petra (SAC)

Radio

Westwood One
Matt Sewald (CHA)
Russ Langer (LV)
Mike Pacheco (CHA)

Television

MLB Network
Paul Severino
Bill Ripken
Jim Callis
Sam Ryan

Umpires

HP Sean Barber (IL)
1B Seth Buckminster (PCL)
2B Carlos Torres (IL)
3B Tom Woodring (PCL)

Attendance

10,386

2013 - RENO

Managers

IL Dave Miley (SWB)
PCL Brett Butler (RNO)

Coaches

IL Joel Skinner (CHA)
Brandon Moore (CHA)
PCL Damon Minor (NO)
Pat Rice (FRE)

Trainers

IL Mark Shires (NOR)
PCL Joe Metz (RNO)

Radio

Dial Global Sports Network
Ryan Radtke (RNO)
Howard Kellman (IND)

Television

MLB Network
Paul Severino
Darryl Hamilton
Jim Callis
Sam Ryan

Umpires

HP Tripp Gibson (PCL)
1B Chad Whitson (IL)
2B Chris Segal (PCL)
3B Brad Myers (IL)

Attendance

10,135

2015 - OMAHA

Managers

IL Billy Gardner Jr. (SYR)
PCL Brian Poldberg (OMA)

Coaches

IL Kevin Boles (PAW)
Tim Doherty (ROC)
PCL Fred Dabney (COS)
Franklin Stubbs (OKC)

Trainers

IL Bryan Housand (IND)
PCL Dave Iannicca (OMA)

Radio

Westwood One
Pete Michaud (NOR)
Mark Nasser (OMA)

Television

MLB Network
Paul Severino
Bill Ripken
John Manuel
Sam Ryan

Umpires

HP Alex Ortiz (PCL)
1B David Soucy (IL)
2B Spencer Flynn (PCL)
3B Ben May (IL)

Attendance

9,023

2012 - BUFFALO

Managers

IL Mike Sarbaugh (COL)
PCL Marty Brown (LV)

Coaches

IL Arnie Beyeler (PAW)
Ryne Sandberg (LHV)
PCL Blaise Ilsley (MEM)
Russ Morman (FRE)

Trainers

IL Joe Golia (BUF)
PCL Heath Townsend (COS)

Radio

Dial Global Sports Network
Ben Wagner (BUF)
Doug Greenwald (FRE)

Television

MLB Network
Paul Severino
Jonathan Mayo
Sam Ryan

Umpires

HP Mark Lollo (IL)
1B Shaun Francis (PCL)
2B Toby Basner (IL)
3B Clint Fagan (PCL)

Attendance

18,025

2014 - DURHAM

Managers

IL Charlie Montoyo (DUR)
PCL Bob Marino (FRE)

Coaches

IL Chris Tremie (COL)
Tony Arnold (COL)
PCL Glenn Dishman (ABQ)
Bob Skube (NAS)

Trainers

IL Mike Sandoval (DUR)
PCL Jason Roberts (RR)

Radio

Westwood One
Patrick Kinas (DUR)
Deen Ehls (IOW)

Television

MLB Network
Paul Severino
Darryl Hamilton
John Manuel
Sam Ryan

Umpires

HP Jon Byrne (IL)
1B Scott Mahoney (PCL)
2B Jeff Gosney (IL)
3B Stu Scheurwater (PCL)

Attendance

10,274

2011 - SALT LAKE CITY

Managers

IL Mike Sarbaugh (COL)
PCL Lorenzo Bundy (ABQ)

Coaches

IL Rich Dotson (CHA)
Dean Treanor (IND)
PCL Tommy Gregg (OMA)
Keith Johnson (SL)

Trainers

IL Mike Graus (GWI)
PCL Brian Reinker (SL)

Radio

Westwood One
Steve Klauke (SL)
Neil Solondz (DUR)

Television

MLB Network
Chris Rose
Kevin Millar

Umpires

HP Eric Loveless (PCL)
1B David Rackley (IL)
2B Mark Ripberger (PCL)
3B Fran Burke (IL)

Attendance

12,439

FRONT
OFFICE

CHENEY
STADIUM

2017 TRIPLE-A
ALL-STAR GAME

COACHES/STAFF

2017
RAINIERS

2016 SEASON
REVIEW

OPPONENTS

HISTORY &
RECORDS

MEDIA &
MISC.

TRIPLE-A ALL-STAR GAME PERSONNEL (CONT.)

2010 - LEHIGH VALLEY**Managers**

IL Chris Montoyo (DUR)
PCL Daren Brown (TAC)

Coaches

IL Dave Huppert (LHV)
Frank Kremblas (IND)
PCL Erik Bennett (SL)
Mark Budaska (MEM)

Trainers

IL Jason Kirkman (LHV)
PCL Steven Miller (SL)

Radio

Westwood One
John Schaeffer (LHV)
Tim Grubbs (NO)
Doug Heater (LHV)

Television

MLB Network
Matt Provence (LHV)
Mitch Williams

Umpires

HP Chris Conroy (IL)
1B Cory Blaser (PCL)
2B Alan Porter (IL)
3B John Tumpane (PCL)

Attendance

10,000

2007 - ALBUQUERQUE**Managers**

IL John Russell (OTT)
PCL Dean Treanor (ABQ)

Coaches

IL Stan Cliburn (ROC)
Torey Lovullo (BUF)
PCL Ken Howell (LV)
Von Joshua (IOW)

Trainers

IL Darren London (SWB)
PCL Steve Miller (ABQ)

Radio

Westwood One
Robert Portnoy (ABQ)
Bob McElligot (SYR)

Television

ESPN2
Mark Neely
Eduardo Perez

Umpires

HP Ramon Armendariz (PCL)
1B Joe Judkowitz (IL)
2B Shawn Rakos (PCL)
3B Adrian Johnson (IL)

Attendance

12,367

2009 - PORTLAND**Managers**

IL Rick Sweet (LOU)
PCL Randy Ready (POR)

Coaches

IL Gary Allenson (NOR)
Ken Oberkell (BUF)
PCL Dwight Bernard (TAC)
Brian McArn (SAC)

Trainers

IL Tony Leo (ROC)
PCL Tom Newberg (TAC)

Radio

Westwood One
Tim Hagerty (POR)
Josh Whetzel (ROC)

Television

ESPN2
Rich Burk (POR)
Eric Young
John Manuel

Umpires

HP Mike Muchlinski (PCL)
1B Mike Estabrook (IL)
2B Shawn Rakos (PCL)
3B R.J. Thompson (IL)

Attendance

16,637

2006 - TOLEDO**Managers**

IL Larry Parrish (TOL)
PCL Mike Jirschele (OMA)

Coaches

IL Ron Johnson (PAW)
Jeff Jones (TOL)
PCL Alan Cockrell (COS)
Stan Kyles (NAS)

Trainers

IL Matt Rankin (TOL)
PCL Mike Quinn (NO)

Radio

BCD Worldwide
Jim Weber (TOL)
Frank Gilhooley (TOL)
Mike Curto (TAC)

Television

ESPN2
Jon Sciambi
Buck Martinez
Duke Castiglione

Umpires

HP Dusty Dellinger (IL)
1B Peter Durfee (PCL)
2B Damien Beal (IL)
3B Todd Tichenor (PCL)

Attendance

11,300

2008 - LOUISVILLE**Managers**

IL Dave Miley (SWB)
PCL Pat Listach (IOW)

Coaches

IL Doug Davis (SYR)
Rick Sweet (LOU)
PCL Terry Bradshaw (OMA)
Rick Rodriguez (SAC)

Trainers

IL Chris Laople (LOU)
PCL Jeff Paxson (NAS)

Radio

Westwood One
Matt Andrews (LOU)
Steve Selby (MEM)

Television

ESPN2
Jim Kelch (LOU)
Eduardo Perez
Jonathan Mayo

Umpires

HP Kevin Causey (IL)
1B Scott Chamberlain (PCL)
2B Scott Barry (IL)
3B Delfin Colon (PCL)

Attendance

13,131

2005 - SACRAMENTO**Managers**

IL Marty Brown (BUF)
PCL Tony DeFrancesco (SAC)

Coaches

IL Pat Kelly (RIC)
Phil Roof (ROC)
PCL Bobby Jones (OKL)
Mike Parrott (TUC)

Trainers

IL Brian Chicklo (NOR)
PCL Walt Horn (SAC)

Radio

Sporting News Radio
Johnny Daskow (SAC)
Matt Swierad (CHA)

Television

ESPN2
Dave Barnett
Buck Martinez
Steve Phillips
Gary Miller

Umpires

HP Adam Dowdy (PCL)
1B Troy Fullwood (IL)
2B Mark Mauro (PCL)
3B Chad Fairchild (IL)

Attendance

14,414

TRIPLE-A ALL-STAR GAME PERSONNEL (CONT.)

2004 - PAWTUCKET

Managers

IL Buddy Bailey (PAW)
PCL Mike Brumley (SL)

Coaches

IL Rick Burleson (LOU)
Mike Griffin (PAW)
PCL Chris Maloney (NO)
Pat Listach (IOW)

Trainers

IL Bill Coffey (PAW)
PCL John Maxwell (POR)

Radio

Sporting News Radio
Andy Freed (PAW)
Steve Hyder (PAW)
Brett Dolan (TUC)

Television

ESPN2
Sean McDonough
Buck Martinez
Kyle Peterson

Umpires

HP Bob Bainter (IL)
1B Casey Moser (PCL)
2B Darren Spagnardi (IL)
3B Greg Chittenden (PCL)

Attendance

11,192

2001 - INDIANAPOLIS

Managers

IL Bill Evers (DUR)
PCL Tony Pena (NO)

Coaches

IL Kirk Champion (CHA)
Gary Jones (PAW)
PCL Chuck Kniffin (TUC)
Roy White (SAC)

Trainers

IL Paul Anderson (IND)
PCL Bob Grimes (IOW)

Radio

Sporting News Radio
Brian Griffin (IND)
Howard Kelliman (IND)
Chuck Valenches (NAS)

Television

ESPN2
Bob Carpenter
Tom Candiotti
Joe Castellano

Umpires

HP David Aschwege (PCL)
1B Stu Robertson (IL)
2B David Brandt (PCL)
3B Mike Fichter (IL)

Attendance

15,868

2003 - MEMPHIS

Managers

IL Marc Bombard (SWB)
PCL Rick Sweet (POR)

Coaches

IL Bobby Floyd (NOR)
Omar Malave (SYR)
PCL Jim Eppard (SL)
Dyar Miller (MEM)

Trainers

IL Scott Johnson (CHA)
PCL Aaron Burns (MEM)

Radio

Sporting News Radio
Tom Stocker (MEM)
Steve Barnes (DUR)

Television

ESPN2
Bob Carpenter
Buck Martinez
Lesley Swanson

Umpires

HP Rob Drake (PCL)
1B John Bennett (IL)
2B Matt Shaeffer (PCL)
3B James Hoye (IL)

Attendance

15,214

2000 - ROCHESTER

Managers

IL Marc Bombard (SWB)
PCL Tom Spencer (TUC)

Coaches

IL Rich Bombard (PAW)
Trey Hillman (COL)
PCL Rick Anderson (SL)
Leon Durham (EDM)

Trainers

IL Al Price (ROC)
PCL Randy Roetter (TAC)

Radio

Pat McKernan Network
Joe Atlobelli (ROC)
Kevin McNabb (OMA)

Television

ESPN2
Dave Barnett
Brian McRae
Joe Castellano

Umpires

HP Robb Cook (IL)
1B Kraig Sanders (PCL)
2B Mike VanVleet (IL)
3B Morris Hodges (PCL)

Attendance

12,810

2002 - OKLAHOMA

Managers

IL Dave Miley (LOU)
PCL Dan Rohn (TAC)

Coaches

IL Grant Jackson (ROC)
Eric Wedge (BUF)
PCL Mike Hart (FRE)
Jim Hickey (NO)

Trainers

IL John Young (LOU)
PCL Greg Harrel (OKL)

Radio

Sporting News Radio
Jim Byers (OKL)
Jim Rosenhaus (BUF)

Television

ESPN2
Bob Carpenter
Tom Candiotti
Peter Gammons
Lisa Winston

Umpires

HP Troy Blades (IL)
1B Travis Katzenmeier (PCL)
2B Justin Klemm (IL)
3B Wes Hamilton (PCL)

Attendance

11,343

1999 - NEW ORLEANS

Managers

IL Jeff Datz (BUF)
PCL Greg Biagini (OKL)

Coaches

IL Bill Evers (DUR)
Gene Roof (TOL)
PCL Mike Horlen (FRE)
Tony Torchia (COS)

Trainers

IL Darren London (COL)
PCL Mike Freer (NO)

Radio

Pat McKernan Network
Robert Fish (RCH)
Ron Swoboda (NO)
Ken Trahan (NO)

Television

ESPN2
Bob Carpenter
Dave Campbell
Ted DeLuca

Umpires

HP Ian Lamplugh (PCL)
1B Greg Gibson (IL)
2B Jeff Patterson (PCL)
3B Mertly Foster (IL)

Attendance

8,895

FRONT
OFFICE

CHENEY
STADIUM

2017 TRIPLE-A
ALL-STAR GAME

COACHES/STAFF

2017
RAINIERS

2016 SEASON
REVIEW

OPPONENTS

HISTORY &
RECORDS

MEDIA &
MISC.

TRIPLE-A ALL-STAR GAME PERSONNEL (CONT.)

1998 - NORFOLK**Managers**

IL Marv Foley (ROC)
PCL Jerry Royster (LV)

Coaches

IL Ken Macha (PAW)
Dave Miley (IND)
PCL Tom Brown (OKL)
Dave Myers (TAC)

Trainers

IL Joe Hawkins (NOR)
PCL Sandy Krum (NAS)

Radio

Pat McKernan Network
Al Coates (EDM)
Rob Evans (NOR)

Television

ESPN2
Bob Carpenter
Dave Campbell
Joe Castellano

Umpires

HP Mark Facto (IL)
1B Mike Everitt (PCL)
2B c.B. Bucknor (IL)
3B Andy Fletcher (PCL)

Attendance

11,049

1995 - SCRANTON/WB**Managers**

AL Chris Bando (NO)
NL Grady Little (RIC)

Coaches

AL Buddy Bailey (PAW)
Gary Ruby (VAN)
NL Marc Bombard (IND)
Brad Mills (COS)

Trainers

AL Lee Kuntz (BUF)
NL Craig Strobel (SWB)

Radio

Pat McKernan Network
Deene Ehlis (IOW)
Kent Westling (SWB)
Russ Langer (PHO)

Television

ESPN2
Matt Vasgersian
Steve Garvey, Matt Mayock

Umpires

HP Matt Winans (IL)
1B Mark Barron (AA)
2B Eddie Bean (PCL)
3B Pete Celestino (IL)
LF Matt Malone (AA)
RF Tim Ronan (PCL)

Attendance

10,965

1997 - IOWA**Managers**

AL Gary Jones (EDM)
NL Tim Johnson (IOW)

Coaches

AL Marv Foley (ROC)
Mike Jirschele (OMA)
NL Bill Fischer (RIC)
Ron Wotus (PHO)

Trainers

AL Mark Farnsworth (OMA)
NL Bob Grimes (IOW)

Radio

Pat McKernan Network
Deene Ehlis (IOW)
Rob Evans (NOR)
Dan Karcher (COS)

Television

ESPN2
Dave Ryan
Jim Rooker

Umpires

HP Bruce Dreckman (AA)
1B Ray DiMuro (PCL)
2B Pat Connors (IL)
3B Scott Simonides (AA)
LF Tony Randazzo (PCL)
RF Brian Gibbons (IL)

Attendance

11,183

1994 - NASHVILLE**Managers**

AL Rick Renick (NAS)
NL Rick Sweet (TUC)

Coaches

AL Don Long (VAN)
Bob Misick (ROC)
NL Joe Pettini (LOU)
Mike Quade (SWB)

Trainers

AL Greg Latta (NAS)
NL Fred Hina (NOR)

Radio

PM Network & ARS Network
Steve Carroll (NAS)
Jack LeFaivre (PAW)
Al Coates (EDM)

Television

SportSouth/Prime Network
Bob Kestling
Bobby Valentine, Terry Gannon

Umpires

HP Craig Compton (AA)
1B Todd Freese (PCL)
2B Mike DuMont (IL)
3B Dave Buck (AA)
LF Fieldin Culbreath (PCL)
RF Jim Paylor (IL)

Attendance

11,601

1996 - SALT LAKE CITY**Managers**

AL Phil Roof (SL)
NL Pete Mackanin (OTT)

Coaches

AL Stump Merrill (COL)
Brian Graham (BUF)
NL Brad Mills (COS)
Dyar Miller (LOU)

Trainers

AL Rick McWane (SL)
NL Ron Porterfield (TUC)

Radio

Pat McKernan Network
Steve Klauke (SL)
Ken Trahan (NO)
Glenn Geffner (ROC)

Television

ESPN2
Matt Vasgersian
George Frazier

Umpires

HP Jeff Nelson (PCL)
1B Paul Nauret (IL)
2B Chris Jones (AA)
3B Mark Erramouspe (PCL)
LF Doug Eddings (IL)
RF Vince Rainforth (AA)

Attendance

15,500

1993 - ALBUQUERQUE**Managers**

AL Charlie Manuel (CHA)
NL Bill Russell (ABQ)

Coaches

AL Jeff Cox (OMA)
Scott Ullger (POR)
NL George Culver (SWB)
Marc Bombard (IND)

Trainers

AL Walter Horn (TAC)
NL Stan Johnson (ABQ)

Radio

Pat McKernan Network
Kent Wrestling (SWB)
Frank Adkisson (OMA)
Mike Roberts (ABQ)

Television

NONE

Umpires

HP Todd Freese (PCL)
1B Brian O'Nora (IL)
2B Jeff Henrichs (AA)
3B Kerwin Danley (PCL)
LF Jeff Thibodeau (IL)
RF Lee Prejean (AA)

Attendance

10,541

TRIPLE-A ALL-STAR GAME PERSONNEL (CONT.)

1992 - RICHMOND

Managers

AL Tony Muser (DEN)
NL Chris Chambliss (RIC)

Coaches

AL Keith Bodie (CAL)
Rick Down (COL)
NL Bill Evers (PHO)
Pat Kelly (IND)

Trainers

AL Greg Harrell (OKC)
NL Jim Lovell (RIC)

Radio

Star Communications
Bob Black (RIC)
Ken Cail
Bob Robertson (TAC)

Television

Prime Network
Bob Boone
Clint Hurdle

Umpires

HP Bob Long (IL)
1B Brian Gorman (AA)
2B John Lipsey (PCL)
3B Jerry Meals (IL)
LF Scott Potter (AA)
RF Joe Burleson (PCL)

Attendance

12,186

1989 - COLUMBUS

Managers

AL Bucky Dent (COL)
NL Pete Mackanin (IOW)

Coaches

AL Tom Kotchman (EDM)
Sal Rende (OMA)
NL Jim Beauchamp (RIC)
Steve Smith (LV)

Trainers

AL Mike Heifferon (COL)
NL David Hudson (LOU)

Radio

Dyson Radio Sports, Inc.
Terry Smith (COL)
Howard Kellman (IND)
Jim Lawwill (ABQ)

Television

ESPN
Ron Franklin
Ken Singleton, Joe Buck

Umpires

HP Jeff Evans (IL)
1B Chuck Meriwether (AA)
2B Kip Arnold (PCL)
3B Joe Mickel (IL)
LF Gary Cederstrom (AA)
RF Ron Barnes (PCL)

Attendance

14,131

1991 - LOUISVILLE

Managers

AL Sal Rende (OMA)
NL Bob Skinner (TUC)

Coaches

AL Greg Biagini (ROC)
Max Olivares (EDM)
NL Pete Mackanin (NAS)
Steve Swisher (TID)

Trainers

AL Steve McInerney (SYR)
NL Brad Bleustone (LOU)

Radio

Capitol Sports Network
Dan Hoard (SYR)
Jim Kelch (LOU)

Television

Prime Network
Jay Randolph
Bobby Murcer

Umpires

HP Rich Reiker (AA)
1B Chris hodel (PCL)
2B Phil Cuzzi (IL)
3B Kevin O'Connor (AA)
LF Tom Mellor (PCL)
RF Angel Hernandez (IL)

Attendance

20,725

1988 - BUFFALO

Managers

AL Ed Nottle (PAW)
NL Terry Collins (ABQ)

Coaches

AL Toby Harrah (OKC)
Bill Plummer (CAL)
NL Joe Sparks (IND)
Mike Cubbage (TID)

Trainers

AL Randy Holland (SYR)
NL Carlos Ledezma (BUF)

Radio

Dyson Radio Sports, Inc.
Bob Black (RIC)
Pete Weber (BUF)
Kent Derdivanis (PHO)

Television

ESPN
Gary Thorne
Jim Kaat

Umpires

HP Pam Postema (AA)
1B Terry Brennan (PCL)
2B Terry Craft (IL)
3B Bill Speck (PCL)
LF Tony Maners (AA)
RF John Higgins (IL)

Attendance

19,500

1990 - LAS VEGAS

Managers

AL Bob Sailor (SYR)
NL Kevin Kennedy (ABQ)

Coaches

AL Marv Foley (VAN)
Dave Machemer (DEN)
NL Terry Collins (BUF)
Bill Dancy (SWB)

Trainers

AL Peter Kolb (DEN)
NL Todd Hutcheson (LV)

Radio

Dyson Radio Sports, Inc.
Jim Weber (TOL)
Bob Jamison (NAS)
Ken Korach (LV)

Television

Prime Network
Jay Randolph
Rick Monday, Bobby Murcer

Umpires

HP Dan Wickham (PCL)
1B Larry Vanover (IL)
2B Charlie Reliford (AA)
3B Zach Bevington (PCL)
LF Ed Hickox (IL)
RF Paul Terry (AA)

Attendance

10,323

FRONT
OFFICE

CHENEY
STADIUM

2017 TRIPLE-A
ALL-STAR GAME

COACHES/STAFF

2017
RAINIERS

2016 SEASON
REVIEW

OPPONENTS

HISTORY &
RECORDS

MEDIA &
MISC.

TRIPLE-A ALL-STAR GAME RECORDS

SERVICE RECORDS

Most Appearances

Most Times Participating in All-Star Game – 4, held by 3 players (Lee Stevens, Joe Thurston, Todd Williams)

Three-League Players (IL, PCL, AA)

Players participating for all three Leagues in All-Star Game (2) – Todd Haney, Lee Stevens

Two-League Players

Players participating for two Leagues in All-Star Game (47) – Jonathan Albaladejo (IL/PCL), Erick Almonte (IL/PCL), Cory Bailey (AA/PCL), Allen Battle (AA/IL), Yamil Benitez (IL/AA), Geronimo Berroa (IL/AA), Craig Brazell (IL/PCL), Bernie Castro (PCL/IL), Mike Cervenak (PCL/IL), Mike Coolbaugh (IL/PCL), Mark Corey (PCL/IL), Jim Crowell (IL/PCL), Matt Davidson (PCL/IL), Jeff Darwin (AA/PCL), Chris Donnels (IL/PCL), Brian Drahman (PCL/AA), Willie Eyre (IL/PCL), Karim Garcia (PCL/IL), Dan Giese (IL/PCL), Raul Gonzalez (IL/PCL), Corey Hart (IL/PCL), Ben Hendrickson (IL/PCL), Mike Hessman (IL/PCL), Phil Hiatt (IL/PCL), Chad Huffman (PCL/IL), Brooks Kieschnick (AA/IL), Luis A. Lopez (AA/IL), Anthony Medrano (PCL/IL), Scott McClain (IL/PCL), Jim Miller (IL/PCL), Izzy Molina (PCL/IL), Tom O'Malley (AA/IL), Valentino Pascucci (PCL/IL), Zach Phillips (PCL/IL), Calvin Pickering (IL/PCL), Jason Pridie (IL/PCL), Luis Raven (IL/PCL), Chris Richard (PCL/IL), Steve Scarsone (IL/PCL), Terry Shumpert (AA/PCL), Jason Smith (IL/PCL), LeRoy "Roy" Smith (PCL/AA), Joe Thurston (PCL/IL), Joe Vitiello (IL/PCL), Todd Williams (PCL/IL), Mark Worrell (PCL/IL), Ron Wright (PCL/IL)

Consecutive Seasons

Most Consecutive Seasons Participating – 3, held by 5 players (Roberto Petagine, 1996-1998; Todd Williams, 1998-2000; Ernie Young, 2004-2006; Barbaro Canizares, 2008-2010; Erik Kratz, 2009-2011)

Club Participants

Most Participants from One Club – 6, Columbus, 1992 (Mike Draper, Hensley Meulens, Sam Militello, Bernie Williams, Gerald Williams, Bob Wickman); Charlotte, 2006 (Jeff Farnsworth, Josh Fields, Charlie Haeger, Heath Phillips, Jorge Velandia, Ernie Young)

Playing on Winning Club

Most Times Playing on Winning Club – 3, held by 5 players (Jeff Darwin, 1995, 1997, 1998; Todd Williams, 1993, 1998, 2000; Joe Thurston, 2002, 2005, 2006; Erik Kratz, 2009, 2010, 2011; Matt Hague, 2011, 2014, 2015)

Playing on Losing Club

Most Times Playing on Losing Club – 4, Lee Stevens, 1990, 1991, 1993, 1996

Players Used

Most Players Used by Club, Game – 28, PCL, 2011

Most Players Used by Both Clubs, Game – 52, 2011-PCL 28/IL 24

Fewest Players Used by Club, Game – 20, 4 times (NL, 1988; NL, 1989; AL, 1996; NL, 1996)

Fewest Players Used by Both Clubs, Game – 40, 1996 (AL 20/NL 20)

NON-PLAYING PERSONNEL RECORDS

Managers

Most Games Managed – 3, held by 2 individuals (Rick Sweet, 1994, 2003, 2009; Dave Miley, 2002, 2008, 2013)

Field Staff (Manager/Coach)

Most Appearances on Field Staff – 4, held by 3 individuals (Marc Bombard, 1993, 1995, 2000, 2003; Rick Sweet, 1994, 2003, 2008, 2009; Dave Miley, 1998, 2002, 2008, 2013)

Umpires

Most Appearances as Umpire – 2, held by 2 individuals (Todd Freese, 1993, 1994; Shawn Rakos, 2007, 2009)

MISCELLANEOUS RECORDS

Game Dates

Earliest Calendar Game Date – July 8, 1998

Latest Calendar Game Date – July 17, 2013

Length of Game

Longest game, by time – 3 hours, 7 minutes, set 3 times (2003, 2007, 2012)

Shortest Game, by time – 2 hours, 16 minutes, 2006

Records by Team

1988 to 1997: American League Affiliate All-Stars: 4-6 | National League Affiliate All-Stars: 6-4

1998 to 2016: International League All-Stars: 12-7 | Pacific Coast League All-Stars: 7-12

Attendance

Largest Attendance – 20,725 at Cardinal Stadium (Louisville), 1991

Smallest Attendance – 8,895 at Zephyr Field (New Orleans), 1999

Total Attendance (29 Triple-A All-Star Games) – 371,157

TRIPLE-A ALL-STAR GAME RECORDS (CONT.)

INDIVIDUAL BATTING RECORDS

Games

Most Games, Career – 4, set 2 times (Lee Stevens, 1990, 1991, 1993, 1996; Joe Thurston, 2002, 2005, 2006, 2008)

Batting Average (5 or more plate appearances)

Highest Batting Average, Career – .800 by two players (Luis Sojo, 1990, 4-5; Joe Vitiello, 2000/04, 4-5)

At-Bats

Most At-Bats, Career – 11, Joe Thurston, 2002, 2005, 2006, 2008

Most At-Bats, Game – 5, set 18 times (Eric Yelding, 1988; Junior Noboa, 1989; Juan Gonzalez, Luis Sojo, 1990; Howard Battle, Luis A. Lopez, 1995; Hanley Frias, 1997; Russell Branyan, 1999; Jose Ortiz, 2000; Tagg Bozied, Lou Collier, Anton French, 2003; Eric Patterson, 2007; Mike Hessman, Chris Carter, 2008; Eric Young, Drew Stubbs, 2009; Jason Pridie, 2015)

Runs Scored

Most Runs, Career – 5, Luis A. Lopez, 1994, 1995

Most Runs, Game – 4, Ryan Klesko, 1993

Hits

Most Hits, Career – 6, Luis A. Lopez, 1994, 1995

Most Hits, Game – 4, set 2 times (Luis Sojo, 1990; Ryan Klesko, 1993)

Singles

Most Singles, Career – 4, Steve Scarsons, 1991, 1992, 1998

Most Singles, Game – 3, set 4 times (Luis Sojo, 1990; Ray Durham, 1994; Howard Battle, 1995; Joe Thurston, 2008)

Doubles

Most Doubles, Career – 2, held by 4 players (Luis A. Lopez, 1994, 1995; Esteban German, 2005, 2009; Michael Ryan, 2002, 2009; Chris Taylor, 2014)

Most Doubles, Game – 2, Chris Taylor, 2014

Triples

Most Triples, Career – 1, held by 11 players

Most Triples, Game – 1, set 11 times

Home Runs

Most Home Runs, Career – 2, held by 2 players (Ryan Klesko, 1993; Adam Dunn, 2001)

Most Home Runs, Game – 2, set 2 times (Ryan Klesko, 1993; Adam Dunn, 2001)

Grand Slams

Most Grand Slams, Career – 1, Gerald Laird, 2005

Most Grand Slams, Game – 1, Gerald Laird, 2005

Runs Batted In

Most RBI, Career – 6, Luis A. Lopez, 1994, 1995

Most RBI, Game – 4, set 4 times (Luis A. Lopez, 1995; Daryle Ward, 1999; Gerald Laird, 2005; Esteban German, 2009)

Stolen Bases

Most Stolen Bases, Career – 2, held by 3 players (Tike Redman, 2001; Brian Bixler, 2007; Ezequiel Carrera, 2014)

Most Stolen Bases, Game – 2, set 3 times (Tike Redman, 2001; Brian Bixler, 2007; Ezequiel Carrera, 2014)

CLUB BATTING RECORDS

Batting Average

Highest Batting Average, Game – .415, National League, 1993

Lowest Batting Average, Game – .067, National League, 1995

Runs Scored

Most Runs, Club, Game – 14, National League, 1993

Fewest Runs, Club, Game – 0, set 5 times (NL, 1995; IL, 2002; PCL, 2006; PCL, 2011; IL 2012)

Most Runs, Both Clubs, Game – 22, 2003 (IL 13/PCL 9)

Most Runs, Club, Inning – 6, Pacific Coast League, 2008, 9th inning

Hits

Most Hits, Club, Game – 17, National League, 1993

Fewest Hits, Club, Game – 2, set 2 times (NL, 1995; PCL 2006)

Most Hits, Both Clubs, Game – 26, set 2 times (1990 - AL 14/NL 12; 2003 - IL 16/PCL 10)

Home Runs

Most Home Runs, Club, Game – 5, National League, 1993

Most Home Runs, Both Clubs, Game – 7, 1993 (NL 5/AL 2)

FRONT
OFFICE

CHENEY
STADIUM

2017 TRIPLE-A
ALL-STAR GAME

COACHES/STAFF

2017
RAINIERS

2016 SEASON
REVIEW

OPPONENTS

HISTORY &
RECORDS

MEDIA &
MISC.

TRIPLE-A ALL-STAR GAME RECORDS (CONT.)

Strikeouts*Most Strikeouts, Club, Game* – 14, Pacific Coast League, 2009*Most Strikeouts, Both Clubs, Game* – 22, set 2 times (2008 – IL 13/PCL 9; 2012 – IL 11/PCL 11)**Stolen Bases***Most Stolen Bases, Club, Game* – 3, set 2 times (1995, AL & 2001, PCL)*Most Stolen Bases, Both Clubs, Game* – 3, set 4 times (1988 – NL 2/AL 1; 1995 – AL 3/NL 0; 2001 – PCL 3/IL 0; 2007 – IL 2/PCL 1)**INDIVIDUAL PITCHING RECORDS****Games***Most Games, Career* – 4, Todd Williams, 1993, 1998, 1999, 2000**Innings Pitched***Most Innings Pitched, Career* – 4.2, Dorn Taylor, 1989, 1990*Most Innings Pitched, Game* – 3.0, set 9 times (Tom Drees, Ramon Martinez, 1989; Scott Chiamparino, 1990; Denny Neagle, 1991; Huck Flener, Chris Holt, Scott Ruffcorn, 1996; Micah Bowie, 1999; Ruben Quevedo, 2001)**Victories***Most Victories, Career* – 1, held by 29 players**Losses***Most Losses, Career* – 1, held by 29 players**Saves***Most Saves, Career* – 2, Jonathan Albaladejo, 2010, 2012**Runs Allowed***Most Runs Allowed, Career* – 7, Rick Reed, 1991, 1993*Most Runs Allowed, Game* – 6, Blaine Neal, 2008**Hits Allowed***Most Hits Allowed, Career* – 9, Rick Reed, 1991, 1993*Most Hits Allowed, Game* – 7, John O'Donoghue, 1993**Walks***Most Walks Allowed, Career* – 4, Ben Hendrickson, 2004, 2006*Most Walks Allowed, Game* – 3, set 2 times (Jeff Darwin, 1998; Ben Hendrickson, 2004)**Strikeouts***Most Strikeouts, Career* – 7, Johnny Ruffin, 2000, 2001*Most Strikeouts, Game* – 5, set 2 times (Brandon Duckworth, 2001; Johnny Ruffin, 2001)**CLUB PITCHING RECORDS****Pitchers Used***Most Pitchers Used, Club, Game* – 11, set 4 times (PCL, 2012, 2016; IL, 2014, 2016)*Fewest Pitchers Used, Club, Game* – 5, set 5 times (NL, 1989; NL, 1990; NL, 1992; AL, 1996; IL, 1999)*Most Pitchers Used, Both Clubs, Game* – 22, 2016 (PCL 11/IL 11)*Fewest Pitchers Used, Both Clubs, Game* – 11, set 3 times (1990: AL 6/NL 5; 1992: AL 6/NL 5; 1996: NL 6/AL 5)**Runs Allowed***Most Runs Allowed, Club, Game* – 14, American League, 1993*Fewest Runs Allowed, Club, Game* – 0, set 5 times (AL, 1995; PCL, 2002, 2012; IL, 2006, 2011)*Most Runs Allowed, Both Clubs, Game* – 22, 2003 (PCL 13/IL 9)*Most Runs Allowed, Club, Inning* – 6, International League, 2008, 9th inning**Hits Allowed***Most Hits Allowed, Club, Game* – 17, American League, 1993*Fewest Hits Allowed, Club, Game* – 2, set 2 times (AL, 1995; IL, 2006)*Most Hits Allowed, Both Clubs, Game* – 26, set 2 times (1990 – NL 14/AL 12; 2003 – PCL 16/IL 10)**Strikeouts***Most Strikeouts, Club, Game* – 14, International League, 2009*Most Strikeouts, Both Clubs, Game* – 22, set 2 times (2008 – PCL 13/IL 9; 2012 – PCL 11/IL 11)

TRIPLE-A ALL-STAR GAME RECORDS (CONT.)

FIELDING RECORDS

Errors

Most Errors, Individual, Career – 2, held by 5 players (Creighton Gubanich, 1997; Jose Ortiz, 2000; Alfonso Soriano, 2000; Toby Hall, 2001; B.J. Upton, 2005)
Most Errors, Individual, Game – 2, set 5 times (Creighton Gubanich, 1997; Jose Ortiz, 2000; Alfonso Soriano, 2000; Toby Hall, 2001; B.J. Upton, 2005)
Most Errors, Club, Game – 5, International League, 2000
Most Errors, Both Clubs, Game – 7, 2000 (IL 5/PCL 2)

Double Plays

Most Double Plays Turned, Club – 3, set 3 times (NL, 1996; PCL, 1998, 2011)
Most Double Plays Turned, Both Clubs – 5, 1998 (PCL 3/IL 2)

TRIPLE-A ALL-STAR GAME HOME RUNS (63)

Player	Team	Year	Inning	Pitcher
Gregg Jefferies	Tidewater	1988	7	Urbano Lugo
Scott Coolbaugh	Oklahoma City	1989	3	Ramon Martinez
Brian Dorsett	Columbus	1989	7	Dorn Taylor
Sandy Alomar	Las Vegas	1989	9	Bryan Clark
Juan Gonzalez	Oklahoma City	1990	3	Dorn Taylor
Joe Redfield	Denver	1990	9	Dave Walsh
Andujar Cedenro	Tucson	1991	6	Gary Wayne
Ryan Klesko	Richmond	1993	4	Rick Reed
Kevin Roberson	Iowa	1993	4	Rick Reed
Steve Pegues	Las Vegas	1993	6	Don Florence
Ryan Thompson	Norfolk	1993	6	Don Florence
Ryan Klesko	Richmond	1993	7	Darryl Scott
Lee Stevens	Syracuse	1993	7	Kip Gross
Drew Denson	Nashville	1993	8	Steve Dixon
Luis A. Lopez	Buffalo	1995	8	Cory Bailey
Todd Walker	Salt Lake	1996	4	Chris Holt
Brook Fordyce	Indianapolis	1996	8	Jeff Schmidt
Danny Clyburn	Rochester	1997	2	Dave Swartzbaugh
Frank Catalanotto	Toledo	1997	2	Dave Swartzbaugh
Mike Lowell	Columbus	1998	1	Travis Baptist
Terry Shumpert	Colorado Springs	1998	3	Calvin Maduro
Warren Newson	Oklahoma	1998	8	Shannon Withern
Daryle Ward	New Orleans	1999	1	Micah Bowie
Russell Branyan	Buffalo	1999	8	Jason Boyd
Geoff Blum	Ottawa	1999	8	Jason Boyd
Adam Dunn	Louisville	2001	1	Bud Smith
Juan Thomas	Tacoma	2001	4	Mark Johnson
Adam Dunn	Louisville	2001	4	Ruben Quevedo
Mike Coolbaugh	Indianapolis	2001	9	Jim Mann
Jack Cust	Colorado Springs	2002	8	Lee Gardner
Johnny Estrada	Richmond	2003	2	Justin Duchscherer
Jason Smith	Durham	2003	4	Doug Sessions
Rene Reyes	Colorado Springs	2003	4	Andy Pratt
Lou Collier	Pawtucket	2003	6	Corey Vance
Jason Jones	Oklahoma	2003	6	Rigo Beltran
Anton French	Pawtucket	2003	9	Brad Clontz
Joe Vitiello	Toledo	2004	4	Dave Williams
Midre Cummings	Durham	2004	8	Ron Flores
Andy Phillips	Columbus	2004	10 (walk-off)	Scott Atchison
Gerald Laird	Oklahoma	2005	1	Jason Scobie
Edwin Encarnacion	Louisville	2005	2	Chris Gissell
Matt Watson	Sacramento	2005	6	Jason Karnuth
Jeff Liefer	Buffalo	2005	8	Jim Crowell
Kevin Witt	Durham	2006	3	Ben Hendrickson
Kevin Barker	Syracuse	2006	7	Matt Roney
Ryan Raburn	Toledo	2006	7	Matt Roney
Mike Hessman	Toledo	2007	1	Justin Lehr
Brandon Moss	Pawtucket	2007	1	Justin Lehr
Valentino Pascucci	Albuquerque	2007	1	Bryan Bullington
Craig Brazell	Omaha	2007	4	Travis Hughes
Chris Carter	Pawtucket	2008	9	Luis Pena
Drew Stubbs	Louisville	2009	3	Yorman Bazardo
Brendan Katin	Nashville	2009	3	J.D. Martin
Erik Kratz	Indianapolis	2009	6	Charlie Haeger
Esteban German	Oklahoma City	2009	9	Fernando Cabrera
Russ Canzler	Durham	2011	2	Brad Mills
Tony Sanchez	Indianapolis	2013	2	Jarred Cosart
Jhonatan Solano	Syracuse	2014	2	Elih Villanueva
Joc Pederson	Albuquerque	2014	6	A.J. Achter
Cristhian Adames	Albuquerque	2015	6	Jhan Marinez
Peter O'Brien	Reno	2015	8	Zach Phillips
Travis Taijeron	Las Vegas	2016	2	Jason Wheeler
Erik Gonzalez	Columbus	2016	2	Brady Rodgers
Andrew Knapp	Lehigh Valley	2016	4	Braden Shipley
Chris Marrero	Pawtucket	2016	8	Armando Rivero

FRONT
OFFICE

CHENEY
STADIUM

2017 TRIPLE-A
ALL-STAR GAME

COACHES/STAFF

2017
RAINIERS

2016 SEASON
REVIEW

OPPONENTS

HISTORY &
RECORDS

MEDIA &
MISC.

TRIPLE-A ALL-STAR GAME RECORDS (CONT.)

TRIPLE-A ALL-STAR GAME "TOP STAR" AWARD WINNERS

*MiLB.com Top Star Award***International League**

2016 – Chris Marrero, PAW
 2015 – Kyle Roller, SWB
 2014 – Liam Hendriks, BUF
 2013 – Tony Sanchez, IND
 2012 – Matt Harvey, BUF
 2011 – Russ Canzler, DUR
 2010 – Chase Lambin, SYR
 2009 – Erik Kratz, IND
 2008 – Andrew McCutchen, IND
 2007 – Timo Perez, TOL
 2006 – Kevin Witt, DUR
 2005 – Edwin Encarnacion, LOU

Pacific Coast League

2016 – Travis Taijeron, LV
 2015 – Peter O'Brien, RNO
 2014 – Chris Taylor, TAC
 2013 – Michael Wacha, MEM
 2012 – Wil Myers, OMA
 2011 – David Cooper, LV
 2010 – Thomas Diamond, IOW
 2009 – Esteban German, OKC
 2008 – Matt Brown, SL
 2007 – Valentino Pascucci, ABQ
 2006 – Rich Hill, IOW
 2005 – Gerald Laird, OKL

*TSN "Star of the Game" Award***International League**

2004 – Midre Cummings, DUR

Pacific Coast League

2004 – Dan Haren, MEM

*SportsTicker "Star of Stars" Award***International League**

2003 – Johnny Estrada, RCH
 2002 – Doug Linton, RCH
 2001 – Adam Dunn, LOU
 2000 – Javier DeLaHoya, ROC
 1999 – Russell Branyan, BUF
 1998 – Mike Lowell, COL
 1997 – Frank Catalanotto, TOL
 1996 – Huck Flener, SYR
 1995 – Howard Battle, SYR
 1994 – Luis Lopez, RCH
 1993 – Ryan Klesko, RCH
 1992 – Sam Miltello, COL
 1991 – Steve Scarsone, SWB
 1990 – Luis Sojo, SYR
 1989 – Mark Lemke, RCH
 1988 – Dave Griffith, RCH

Pacific Coast League

2003 – Jason Jones, OKL
 2002 – Jack Cust, COS
 2001 – Juan Thomas, TAC
 2000 – Joe Vitiello, LV
 1999 – Daryle Ward, NO
 1998 – Terry Shumpert, COS
 1997 – Nate Minchey, COS
 1996 – Todd Walker, SL
 1995 – Riccardo Ingram, SL
 1994 – Paul Faries, PHO
 1993 – Billy Ashley, ABQ
 1992 – Tim Salmon, EDM
 1991 – Gary Cooper, TUC
 1990 – Eddie Williams, LV
 1989 – Tom Drees, VAN
 1988 – Rod Allen, COS

American Association

1997 – Magglio Ordonez, NAS
 1996 – Brook Fordyce, IND
 1995 – Luis Lopez, BUF
 1994 – Ray Durham, NAS
 1993 – LeRoy "Roy" Smith, BUF
 1992 – Jim Tatum, DEN
 1991 – Jim Olander, DEN
 1990 – Juan Gonzalez, OKC
 1989 – Scott Coolbaugh, OKC
 1988 – Van Snider, NAS

ADDITIONAL TRIPLE-A ALL-STAR GAME AWARDS & HONORS

*Maurice LaCroix/Lou Gehrig Players of the Game***Player of the Game**

2003 – Johnny Estrada, Richmond
 2002 – Jack Cust, Colorado Springs
 2001 – Adam Dunn, Louisville
 2000 – Joe Vitiello, Las Vegas

Pitcher of the Game

2003 – Sam Marsonek, Columbus
 2002 – Aaron Myette, Oklahoma
 2001 – Ruben Quevedo, Iowa
 2000 – Javier DeLaHoya, Rochester

Bank of America Most Valuable Pitcher Award

2008 – David Purcey, Syracuse

Bank of America Most Valuable Player Award

2007 – Timo Perez, Toledo
 2006 – Kevin Witt, Durham
 2005 – Gerald Laird, Oklahoma

Dodge Most Valuable Player Award

2004 – Andy Phillips, Columbus

TRIPLE-A ALL-STAR GAME RECORDS (CONT.)

TRIPLE-A ALL-STAR GAME ALUMNI SELECTED TO MAJOR LEAGUE ALL-STAR GAME

(by year of Triple-A Game participation)

1988 – 4 players	Sandy Alomar, Joey Cora, Steve Finley, Gregg Jefferies
1989 – 6 players	Sandy Alomar, Jay Bell, Joey Cora, Lance Johnson, Ramon Martinez, Greg Vaughn
1990 – 4 players	Darrin Fletcher, Juan Gonzalez, Ken Hill, Jose Offerman
1991 – 6 players	Scott Cooper, Todd Hundley, Kenny Lofton, Tino Martinez, Denny Neagle, Rick Reed
1992 – 10 players	Bret Boone, Jeff Conine, Damion Easley, Carlos Garcia, Pedro Martinez, Mike Piazza, Henry Rodriguez, Ed Sprague, Bob Wickman, Bernie Williams
1993 – 5 players	Chipper Jones, Ryan Klesko, Javier Lopez, Rick Reed, Jim Thome
1994 – 4 players	Garrett Anderson, Ron Coomer, Ray Durham, Carl Everett
1995 – 5 players	Jeromy Burnitz, Ron Coomer, Jason Isringhausen, Derek Jeter, Mark Loretta
1996 – 3 players	Brian Giles, Jose Rosado, Dmitri Young
1997 – 6 players	Aaron Boone, Todd Helton, Paul Konerko, Magglio Ordonez, Richie Sexson
1998 – 4 players	Ron Belliard, Alex Gonzalez, Paul Lo Duca, Mike Lowell
1999 – 0 players	
2000 – 1 player	Alfonso Soriano
2001 – 2 players	Joe Crede, Adam Dunn
2002 – 5 players	Hank Blalock, Carl Crawford, Michael Cuddyer, Orlando Hudson, Marco Scutaro
2003 – 4 players	Bronson Arroyo, Justin Duchschere, Johnny Estrada, Chase Utley
2004 – 6 players	Jesse Crain, Dan Haren, Corey Hart, Justin Morneau, Jhonny Peralta, George Sherrill
2005 – 4 players	Edwin Encarnacion, Corey Hart, Ian Kinsler, Nate McLouth
2006 – 6 players	Nelson Cruz, Adam Jones, Howard Kendrick, Ryan Ludwick, Joe Saunders, Geovany Soto
2007 – 3 players	Adam Jones, Brandon Moss, Joey Votto
2008 – 2 players	Nelson Cruz, Andrew McCutchen
2009 – 2 player	Alcides Escobar, Bryan LaHair
2010 – 4 players	Josh Donaldson, Alex Gordon, Eduardo Nunez, Mark Trumbo
2011 – 3 players	Jason Kipnis, Bryan LaHair, Devin Mesoraco
2012 – 3 players	Matt Harvey, Starling Marte, Wil Myers
2013 – 1 player	Michael Wacha
2014 – 1 player	Joc Pederson
2015 – 2 players	Jackie Bradley, Jr., Adam Duvall
2016 – 1 player	Edward Mujica

(by year of Major League Game participation)

1990 – 2 players	Sandy Alomar, Ramon Martinez
1991 – 1 players	Sandy Alomar
1992 – 1 players	Sandy Alomar
1993 – 6 players	Jay Bell, Scott Cooper, Juan Gonzalez, Gregg Jefferies, Mike Piazza, Greg Vaughn)
1994 – 8 players	Jeff Conine, Scott Cooper, Darrin Fletcher, Carlos Garcia, Ken Hill, Gregg Jefferies, Kenny Lofton, Mike Piazza
1995 – 6 players	Jeff Conine, Kenny Lofton, Tino Martinez, Denny Neagle, Jose Offerman, Mike Piazza
1996 – 9 players	Sandy Alomar, Todd Hundley, Lance Johnson, Chipper Jones, Kenny Lofton, Pedro Martinez, Mike Piazza, Henry Rodriguez, Greg Vaughn
1997 – 12 players	Sandy Alomar, Joey Cora, Steve Finley, Chipper Jones, Javier Lopez, Pedro Martinez, Tino Martinez, Denny Neagle, Mike Piazza, Jose Rosado, Jim Thome, Bernie Williams
1998 – 14 players	Sandy Alomar, Bret Boone, Ray Durham, Damion Easley, Juan Gonzalez, Derek Jeter, Chipper Jones, Kenny Lofton, Javier Lopez, Pedro Martinez, Mike Piazza, Rick Reed, Jim Thome, Greg Vaughn
1999 – 14 players	Jay Bell, Jeromy Burnitz, Ron Coomer, Alex Gonzalez, Derek Jeter, Kenny Lofton, Pedro Martinez, Jose Offerman, Magglio Ordonez, Mike Piazza, Jose Rosado, Ed Sprague, Jim Thome, Bernie Williams
2000 – 11 players	Ray Durham, Carl Everett, Steve Finley, Brian Giles, Todd Helton, Jason Isringhausen, Derek Jeter, Chipper Jones, Magglio Ordonez, Bob Wickman, Bernie Williams
2001 – 10 players	Bret Boone, Brian Giles, Juan Gonzalez, Todd Helton, Derek Jeter, Chipper Jones, Ryan Klesko, Magglio Ordonez, Mike Piazza, Bernie Williams
2002 – 9 players	Garrett Anderson, Adam Dunn, Todd Helton, Derek Jeter, Paul Konerko, Mike Lowell, Mike Piazza, Richie Sexson, Alfonso Soriano
2003 – 13 players	Garrett Anderson, Hank Blalock, Aaron Boone, Bret Boone, Carl Everett, Todd Helton, Paul Lo Duca, Javier Lopez, Mike Lowell, Magglio Ordonez, Richie Sexson, Alfonso Soriano, Dmitri Young
2004 – 11 players	Ron Belliard, Hank Blalock, Johnny Estrada, Todd Helton, Derek Jeter, Paul LoDuca, Mark Loretta, Mike Lowell, Mike Piazza, Alfonso Soriano, Jim Thome
2005 – 6 players	Garrett Anderson, Paul Konerko, Paul Lo Duca, Mike Piazza, Alfonso Soriano, Bob Wickman
2006 – 9 players	Bronson Arroyo, Derek Jeter, Paul Konerko, Paul Lo Duca, Mark Loretta, Magglio Ordonez, Alfonso Soriano, Jim Thome, Chase Utley
2007 – 9 players	Dan Haren, Orlando Hudson, Derek Jeter, Mike Lowell, Justin Morneau, Magglio Ordonez, Alfonso Soriano, Chase Utley, Dmitri Young
2008 – 15 players	Joe Crede, Justin Duchschere, Dan Haren, Corey Hart, Derek Jeter, Chipper Jones, Ian Kinsler, Ryan Ludwick, Nate McLouth, Justin Morneau, Joe Saunders, George Sherrill, Alfonso Soriano, Geovany Soto, Chase Utley
2009 – 7 players	Carl Crawford, Dan Haren, Orlando Hudson, Derek Jeter, Adam Jones, Justin Morneau, Chase Utley
2010 – 8 players	Carl Crawford, Corey Hart, Derek Jeter, Ian Kinsler, Paul Konerko, Justin Morneau, Chase Utley, Joey Votto
2011 – 8 players	Michael Cuddyer, Derek Jeter, Chipper Jones, Howard Kendrick, Paul Konerko, Andrew McCutchen, Jhonny Peralta, Joey Votto
2012 – 10 players	Adam Dunn, Derek Jeter, Adam Jones, Chipper Jones, Ian Kinsler, Paul Konerko, Bryan LaHair, Andrew McCutchen, Mark Trumbo, Joey Votto
2013 – 13 players	Jesse Crain, Nelson Cruz, Michael Cuddyer, Edwin Encarnacion, Alex Gordon, Matt Harvey, Adam Jones, Jason Kipnis, Andrew McCutchen, Edward Mujica, Jhonny Peralta, Marco Scutaro, Joe Votto
2014 – 11 players	Nelson Cruz, Josh Donaldson, Edwin Encarnacion, Alex Gordon, Derek Jeter, Adam Jones, Ian Kinsler, Andrew McCutchen, Devin Mesoraco, Brandon Moss, Chase Utley
2015 – 10 players	Nelson Cruz, Josh Donaldson, Alcides Escobar, Alex Gordon, Adam Jones, Jason Kipnis, Andrew McCutchen, Joc Pederson, Jhonny Peralta, Michael Wacha
2016 – 8 players	Jackie Bradley, Jr., Josh Donaldson, Adam Duvall, Edwin Encarnacion, Starling Marte, Wil Myers, Eduardo Nunez, Mark Trumbo

FRONT
OFFICE

CHENEY
STADIUM

2017 TRIPLE-A
ALL-STAR GAME

COACHES/STAFF

2017
RAINIERS

2016 SEASON
REVIEW

OPPONENTS

HISTORY &
RECORDS

MEDIA &
MISC.

ALL-TIME TRIPLE-A ALL-STAR ROSTER - BY TEAM

ALBUQUERQUE (56)

Mike Devereaux - 1988
 Chris Gwynn - 1988
 Mike Huff - 1989 & 1990
 Ramon Martinez - 1989
 Javier Ortiz - 1989
 Darrin Fletcher - 1990
 Dave Hansen - 1990
 Jose Offerman - 1990
 Dave Walsh - 1990
 Jerry Brooks - 1991 & 1993
 Mike Christopher - 1991
 Pedro Martinez - 1992
 Mike Piazza - 1992
 Henry Rodriguez - 1992
 Billy Ashley - 1993 & 1994
 Rafael Bournigal - 1993
 Kip Gross - 1993
 Todd Williams - 1993
 Ron Coomer - 1994 & 1995
 Greg Hansell - 1994
 Karim Garcia - 1995
 Ken Huckaby - 1995
 Mark Mimbs - 1995
 Wilton Guerrero - 1996
 Paul Konerko - 1997
 Paul LoDuca - 1998
 Shawn Gilbert - 1999
 Chris Donnels - 2000
 Robert Stratton - 2003
 Joe Dillon - 2004
 Larry Sutton - 2004
 Jim Crowell - 2005
 Robert Andino - 2006 & 2007
 Valentino Pascucci - 2007
 Scott Seabol - 2007
 Chris Barnwell - 2008
 John Gall - 2008
 Chris Seddon - 2008
 Charlie Haeger - 2009
 Jay Gibbons - 2010
 John Lindsey - 2010
 Lucas May - 2010
 Dana Eveland - 2011
 Trayvon Robinson - 2011
 John Ely - 2012
 Tim Federowicz - 2012
 Josh Wall - 2012
 Nick Buss - 2013
 Joc Pederson - 2014
 Cristhian Adames - 2015
 Jordan Patterson - 2016

BUFFALO (58)

Benny Distefano - 1988
 Tom Prince - 1988
 Jay Bell - 1989
 Steve Henderson - 1989
 Dorn Taylor - 1989 & 90
 Steve Carter - 1990
 Roger Mason - 1991
 Rick Reed - 1991
 Carlos Garcia - 1992
 Eddie Zambrano - 1992
 LeRoy "Roy" Smith - 1993
 Rich Aude - 1994
 Luis A. Lopez - 1995
 Jeromy Burnitz - 1995
 Casey Candaele - 1996
 Brian Giles - 1996
 Nigel Wilson - 1996
 Bruce Aven - 1997
 Richie Sexson - 1997
 Jolbert Cabrera - 1998
 Jason Jacome - 1998
 Russell Branyan - 1999
 David Roberts - 1999

Bill Selby - 2000
 Danny Peoples - 2000
 Anthony Medrano - 2001
 Walter "Roy" Smith - 2001
 Chris Coste - 2002
 Alex Escobar - 2003
 Greg LaRocca - 2003
 Jason Stanford - 2003
 Jhonny Peralta - 2004
 Ernie Young - 2004 & 05
 Ryan Garko - 2005
 Jake Gautreau - 2005
 Jeff Liefer - 2005
 Andy Marte - 2006
 Jason Dubois - 2006
 Ryan Mulhern - 2007
 Luis Rivas - 2007
 Rich Rundles - 2008
 Nelson Figueroa - 2009
 Pat Misch - 2010
 Chris Schwinden - 2011
 Fernando Cabrera - 2012
 Matt Harvey - 2012
 Valentino Pascucci - 2012
 Mauro Gomez - 2013
 Jim Negrych - 2013
 Liam Hendriks - 2014
 Bobby Korecky - 2014
 Matt Hague - 2015
 Gregory Infante - 2015
 Dustin Antolin - 2016
 Jesus Montero - 2016
 Ben Rowen - 2016

CALGARY (20)

Phil Ouellette - 1988
 Jim Wilson - 1989
 Todd Haney - 1990
 Tino Martinez - 1991
 Bret Boone - 1992
 Anthony Manahan - 1993
 Chris Howard - 1994
 Erik Johnson - 1995
 Jermaine Allensworth - 1996
 Angelo Encarnacion - 1996
 Ron Wright - 1997
 Robert Machado - 1998
 Chris Clapinski - 1999
 John Roskos - 1999
 Ramon Castro - 2000 & 2001
 Luis Raven - 2000
 Mike Gulan - 2001
 Johnny Ruffin - 2001
 Jason Wood - 2002

CHARLOTTE (43)

Jim Thome - 1993
 Matt Merullo - 1994
 Herbert Perry - 1994
 Julian Tavaréz - 1994
 Nick Capra - 1995
 Billy McMillon - 1996
 David Berg - 1997
 Russ Morman - 1997
 Brian Daubach - 1998
 Alex Gonzalez (2/15/77) - 1998
 Chad Mottola - 1999
 Luis Raven - 1999
 Chad Bradford - 2000
 Joe Crede - 2001 & 2002
 Edwin Almonte - 2002
 Ross Gload - 2003
 Aaron Miles - 2003
 Felix Diaz - 2004
 Bryant Nelson - 2004
 Jeff Bajenaru - 2005
 Jeff Farnsworth - 2006

Josh Fields - 2006
 Charlie Haeger - 2006
 Heath Phillips - 2006
 Jorge Velandia - 2006
 Ernie Young - 2006
 Ehren Wasserman - 2007
 Jason Childers - 2008
 Cole Armstrong - 2009
 Carlos Torres - 2009 & 2010
 Shane Lindsay - 2011
 Dayan Viedelo - 2011
 Dan Johnson - 2012
 Josh Phegley - 2012 & 2014
 Steve Tolleson - 2013
 Matt Davidson - 2015
 Erik Johnson - 2015
 Zach Phillips - 2015
 Trayce Thompson - 2015
 Brad Goldberg - 2016

COLORADO SPRINGS (47)

Luis Medina - 1988 & 1991
 Steve Olin - 1989
 Alan Cockrell - 1990
 Wayne Kirby - 1992
 Roberto Mejia - 1993
 Lance Painter - 1993
 Jason Bates - 1994
 Trent Hubbard - 1995
 Angel Echevarria - 1996
 Neifi Perez - 1996
 Todd Helton - 1997
 Craig Counsell - 1997
 Nate Minchey - 1997
 Tom Quinlan - 1997
 Terry Shumpert - 1998
 Chris Hatcher - 1999
 Giovanni Carrara - 2000
 Phil Hiatt - 2000
 Scott McClain - 2000
 Juan Uribe - 2001
 Jack Cust - 2002
 Garrett Atkins - 2003
 Brad Clontz - 2003
 Rene Reyes - 2003
 Cory Vance - 2003
 Erick Almonte - 2004
 Clint Barmes - 2004 & 2007
 Ryan Shealy - 2005
 Nate Field - 2006
 Justin Hampson - 2006
 Sean Barker - 2007
 Ryan Speier - 2007
 Christian Colonel - 2008
 Matt Miller - 2009 & 2010
 Matt Murton - 2009
 Eric Young - 2009
 Matt Reynolds - 2010
 Jim Miller - 2011
 Matt McBride - 2012
 Ryan Wheeler - 2013
 Ben Paulsen - 2014
 David Goforth - 2015
 Damien Magnifico - 2016
 Manny Pina - 2016

COLUMBUS (59)

Bob Geren - 1988
 Mike Kinnunen - 1988
 Scott Nielsen - 1988
 Kevin Maas - 1989
 Hal Morris - 1989
 Randy Velarde - 1989
 Brian Dorsett - 1989 & 1990
 Kevin Mmahat - 1990
 Mike Humphreys - 1991
 Mike Draper - 1992

ALL-TIME TRIPLE-A ALL-STAR ROSTER - BY TEAM (CONT.)

Hensley Meulens - 1990 & 1992
 Sam Militello - 1992
 Bernie Williams - 1992
 Gerald Williams - 1992
 Bob Wickman - 1992
 Billy Masse - 1993
 Kirt Ojala - 1994
 Derek Jeter - 1995
 Ivan Cruz - 1996 & 97
 Dave Pavlas - 1996
 Mike Figga - 1998
 Mike Lowell - 1998
 D'Angelo Jimenez - 1999
 Izzy Molina - 1999
 Jay Tessmer - 1999 & 2000
 Alfonso Soriano - 2000
 Erick Almonte - 2001
 Brett Jodie - 2001
 Nick Johnson - 2001
 Billy McMillon - 2002
 Sam Marsonek - 2003
 Alex Graman - 2004
 Andy Phillips - 2004
 Mitch Jones - 2005
 Michael Vento - 2005
 Chris Booker - 2007
 Brandon Watson - 2007
 Garrett Mock - 2008
 Jordan Brown - 2009
 Jose Constanza - 2010
 Josh Tomlin - 2010
 Jason Kipnis - 2011
 Zach McAllister - 2011
 Russ Canzler - 2012
 Matt LaPorta - 2012
 Cord Phelps - 2012
 Preston Guilmet - 2013
 Omir Santos - 2013
 Jesus Aguilar - 2014 & 2015
 Shawn Armstrong - 2015 & 2016
 Tyler Holt - 2015
 Mike Clevinger - 2016
 Erik Gonzalez - 2016

DENVER (11)

Lavell Freeman - 1988
 Tim Pyznarski - 1988
 German Rivera - 1988
 Billy Bates - 1989
 Greg Vaughn - 1989
 Tim McIntosh - 1990 & 1991
 Joe Redfield - 1990
 Doug Henry - 1991
 Jim Olander - 1991
 Jim Tatum - 1992

DURHAM (44)

Greg Blosser - 1998
 Scott McClain - 1998
 Steve Cox - 1999
 Eddie Gaillard - 1999
 Tony Graffano - 1999
 Aubrey Huff - 2000
 Bill Taylor - 2000
 Toby Hall - 2001
 Ron Wright - 2001
 Carl Crawford - 2002
 Lee Gardner - 2002 & 2003
 Andy Sheets - 2002
 Ryan Jackson - 2003
 Jason Smith - 2003
 Jorge Cantu - 2004
 Midre Cummings - 2004
 Pete LaForest - 2005
 B.J. Upton - 2005 & 2006
 Shawn Riggans - 2006
 Kevin Witt - 2006

Justin Ruggiano - 2007
 Jeremy Cummings - 2008
 Chris Richard - 2008
 Dale Thayer - 2008 & 2009
 Reid Brignac - 2009
 Dan Johnson - 2010
 Elliot Johnson - 2010
 Russ Canzler - 2011
 Brandon Guyer - 2011
 Ray Olmedo - 2011
 Leslie Anderson - 2012
 Dane De La Rosa - 2012
 Vince Belnome - 2013
 J.D. Martin - 2013
 Kirby Yates - 2013
 Wilson Betemit - 2014
 Merrill Kelly - 2014
 Mikie Mahtook - 2014
 Mike Montgomery - 2014
 Jhan Marinéz - 2015
 Austin Pruitt - 2016

EDMONTON (23)

Urbano Lugo - 1988
 Pete Coachman - 1989
 Lee Stevens - 1990 & 1991
 Ruben Amaro - 1991
 Chad Curtis - 1991
 Damion Easley - 1992
 Tim Salmon - 1992
 Scott Pose - 1993
 Carl Everett - 1994
 George Williams - 1995
 Izzy Molina - 1996
 Gary Haught - 1997
 Jason Wood - 1997 & 1998
 Scott Brow - 1999
 Juan Alvarez - 2000
 Javier Valentin - 2001
 Michael Cuddyer - 2002
 Michael Ryan - 2002
 Todd Sears - 2002
 Termel Sledge - 2003
 Ryan Church - 2004

EL PASO (4)

Jonathan Galvez - 2014
 Cody Decker - 2015
 Carlos Asuaje - 2016
 Hunter Renfroe - 2016

FRESNO (30)

Jeff Ball - 1998
 Chris Brock - 1998
 Jeff Darwin - 1998
 Armando Rios - 1998
 Cory Bailey - 1999
 Steve Connelly - 2000
 Cody Ransom - 2001
 Manny Aybar - 2002
 Edwards Guzman - 2002
 Todd Linden - 2003
 Brian Dallimore - 2004
 Mike Cervenak - 2005
 Yamid Haad - 2005
 Adam Shabala - 2006
 Tomas De La Rosa - 2007
 Dan Giese - 2007
 Geno Espineli - 2008
 Kevin Pucetas - 2009
 Brock Bond - 2010
 Andrew Kown - 2011
 Eric Hacker - 2012
 Roger Kieschnick - 2013
 Johnny Monell - 2013
 Brent Pill - 2013
 Heath Hembree - 2014

Andrew Susac - 2014
 Tyson Perez - 2015
 Mike Hauschild - 2016
 James Hoyt - 2016
 Brady Rodgers - 2016

GWINNETT (14)

Barbaro Canizares - 2009 & 2010
 Wes Timmons - 2009 & 2010
 Michael Dunn - 2010
 Jose Constanza - 2011
 Stefan Gartrell - 2011
 Mauro Gomez - 2011
 Ernesto Mejia - 2012 & 2013
 Phil Gosselin - 2014
 Juan Jaime - 2014
 Carlos Fisher - 2015
 Ronnier Mustelier - 2016

INDIANAPOLIS (50)

Jack Daugherty - 1988
 Bob Sebra - 1988
 Mark Gardner - 1989
 Jeff Huson - 1989
 Junior Noboa - 1989
 German Rivera - 1990
 Dana Ridenour - 1991
 John Vanderwal - 1991
 Bob Natal - 1992
 Doug Jennings - 1994
 Barry Lyons - 1994
 Steve Gibralter - 1995
 Eric Owens - 1995 & 1997
 Brook Fordyce - 1996
 Aaron Boone - 1997
 Roberto Petagine - 1998
 Todd Williams - 1998 & 1999
 D.T. Cromer - 1999
 Bob Scanlan - 2000
 Mike Coolbaugh - 2001
 Brian Leshar - 2001
 Derrin Ebert - 2002
 Mark Smith - 2003
 Corey Hart - 2004
 Ben Hendrickson - 2004
 Mark Corey - 2005
 Nate McLouth - 2005
 Rich Thompson - 2006
 Brian Bixler - 2007 & 2008
 Bryan Bullington - 2007
 Yurendell de Caster - 2007
 Andrew McCutchen - 2008
 Erik Kratz - 2009 & 2010
 Matt Hague - 2011 & 2014
 Starling Marte - 2012
 Rudy Owens - 2012
 Vic Black - 2013
 Kris Johnson - 2013
 Tony Sanchez - 2013
 Andy Oliver - 2014
 Casey Sadler - 2014
 Elias Diaz - 2015
 Alen Hanson - 2015
 Blake Wood - 2015
 Frank Duncan - 2016

IOWA (49)

Bill Bathe - 1988
 Mike Bielecki - 1988
 Dwight Smith - 1988
 Kevin Blankenship - 1989
 Erik Pappas - 1990
 Jeff Small - 1990
 Russ McGinnis - 1991
 Rey Sanchez - 1991
 Fernando Ramsey - 1992
 Kevin Roberson - 1993

FRONT
OFFICE

CHENEY
STADIUM

2017 TRIPLE-A
ALL-STAR GAME

COACHES/STAFF

2017
RAINIERS

2016 SEASON
REVIEW

OPPONENTS

HISTORY &
RECORDS

MEDIA &
MISC.

ALL-TIME TRIPLE-A ALL-STAR ROSTER - BY TEAM (CONT.)

Steve Trachsel - 1993
 Eddie Zambrano - 1993
 Mark Lee - 1994
 Todd Haney - 1995
 Brooks Kieschnick - 1995
 Brant Brown - 1996
 Robin Jennings - 1997
 Dave Swartzbaugh - 1997
 Kurt Miller - 1998
 Derrick White - 1998
 Alan Zinter - 1998
 Doug Creek - 1999
 Jose Nieves - 1999
 Julio Zuleta - 2000
 Ruben Quevedo - 2001
 Bobby Hill - 2002
 David Kelton - 2003
 Trenidad Hubbard - 2004
 Kevin Tolar - 2004
 Jermaine Van Buren - 2005
 Rich Hill - 2006
 Geovany Soto - 2006
 Eric Patterson - 2007
 Mike Burns - 2008
 J.R. Mathes - 2008
 Chris Robinson - 2009
 Darwin Barney - 2010
 Thomas Diamond - 2010
 Wellington Castillo - 2011
 John Gaub - 2011
 Bryan Lahair - 2011
 Josh Vitters - 2012
 Chris Rusin - 2013
 Kyle Hendricks - 2014
 Blake Parker - 2014
 Arismendy Alcantara - 2015
 Carlos Pimentel - 2015
 Armando Rivero - 2016
 Dan Vogelbach - 2016

LAS VEGAS (52)

Sandy Alomar Jr. - 1988 & 1989
 Mike Brumley - 1988
 Joey Cora - 1988 & 1989
 Greg Harris - 1988
 Jerald Clark - 1989
 Paul Faries - 1990 & 1992
 Terry Gilmore - 1990
 Eddie Williams - 1990
 Kevin Ward - 1991
 Dave Staton - 1992
 Guillermo Valasquez - 1992
 Steve Pegues - 1993
 Kevin Higgins - 1994
 Jim Vatcher - 1995
 Dustin Hermanson - 1996
 Jason Thompson - 1996
 Marc Kroon - 1997
 George Arias - 1998
 Dave Hajek - 1998
 Dusty Allen - 1999
 John Roskos - 2000
 Joe Vitiello - 2000
 Tony Mota - 2001
 Chris Prieto - 2001
 Luke Allen - 2002
 Shane Nance - 2002
 Joe Thurston - 2002 & 2005
 Bubba Crosby - 2003
 Koyie Hill - 2003
 Nick Theodorou - 2004
 James Loney - 2006
 Wilson Valdez - 2006
 Delwyn Young - 2007
 A.J. Ellis - 2008
 Terry Tiffe - 2008
 Randy Ruiz - 2009

J.P. Arencibia - 2010
 Jarrett Hoffpauir - 2010
 David Cooper - 2011
 Brad Mills - 2011
 Chad Beck - 2012
 Adeiny Hechavarria - 2012
 Wilmer Flores - 2013
 Allan Dykstra - 2014
 Travis Tajeron - 2015 & 2016
 T.J. Rivera - 2016
 Gabriel Ynoa - 2016

LEHIGH VALLEY (19)

Jason Jaramillo - 2008
 Brian Mazzone - 2008
 Drew Carpenter - 2009
 Mike Cervenak - 2009
 Andy Tracy - 2009 & 2010
 Nate Bump - 2010
 Scott Mathieson - 2010
 Erik Kratz - 2011
 Michael Schwimer - 2011
 Mike Zagurski - 2011
 Tyler Cloyd - 2012
 Kevin Frandsen - 2012
 Cody Asche - 2013
 Luis Garcia - 2014
 Tyler Henson - 2015
 Andrew Knapp - 2016
 Edward Mujica - 2016
 Cam Perkins - 2016

LOUISVILLE (49)

Dave Rajsich - 1988
 Todd Zeile - 1989
 Bernard Gilkey - 1990
 Ken Hill - 1990
 Mike Perez - 1990
 Tim Sherrill - 1991
 Ray Stephens - 1991
 Rene Arocha - 1992
 Rod Brewer - 1992
 Steve Dixon - 1993 & 94
 Keith Lockhart - 1993
 Allen Battle - 1994
 Gary Buckels - 1994
 Scott Coolbaugh - 1994
 Cory Bailey - 1995
 Matt Arrandale - 1996
 Dmitri Young - 1996
 Eli Marrero - 1997
 Ron Belliard - 1998
 Scott Krause - 1998
 Kyle Peterson - 1999
 Brooks Kieschnick - 2000
 Chris Sexton - 2000
 Adam Dunn - 2001
 Raul Gonzalez - 2001 & 2002
 Chris Sheff - 2001
 Brandon Larson - 2002 & 2003
 Dane Sardinha - 2004
 Edwin Encarnacion - 2005
 Chris Denorfia - 2006
 Phil Dumatrair - 2007
 Joey Votto - 2007
 Jon Adkins - 2008
 Ryan Hanigan - 2008
 Justin Lehr - 2009
 Drew Stubbs - 2009
 Chris Valaika - 2010
 Yonder Alonso - 2011
 Jeremy Hermida - 2011
 Devin Mesoraco - 2011
 Billy Hamilton - 2013
 Greg Reynolds - 2013
 Ruben Gotay - 2014
 Felix Perez - 2014

Irving Falu - 2015
 Jermaine Curtis - 2016

MAINE (1)

Mike Shelton - 1988

MEMPHIS (30)

Ron Warner - 1998
 Adam Kennedy - 1999
 Larry Luebbers - 1999
 Mark Nussbeck - 2000
 Chris Richard - 2000
 Gene Stechschulte - 2000
 Bud Smith - 2001
 Les Walrond - 2002
 Jason Bowers - 2003
 Matt Duff - 2003
 Jason Ryan - 2003
 John Gall - 2004
 Dan Haren - 2004
 Chris Gissell - 2005
 Raul Gonzalez - 2005
 Kevin Jarvis - 2005
 Andy Cavazos - 2006
 Mark Worrell - 2007
 Nick Stavinocha - 2008
 Jess Todd - 2009
 Brandon Dickson - 2010 & 2012
 Fernando Salas - 2010
 Andrew Brown - 2011
 Brock Peterson - 2013
 Michael Wach - 2013
 Angel Castro - 2014
 Stephen Piscotty - 2014
 Dean Kiekhefer - 2015
 Ryan Sherriff - 2016

NASHVILLE (49)

Marty Brown - 1988
 Hugh Kemp - 1988
 Skeeter Barnes - 1989
 Scotti Madison - 1989
 Leo Garcia - 1990
 Terry Lee - 1991
 Geronimo Berroa - 1992
 Joey Vierra - 1992 & 1995
 Drew Denson - 1993 & 1994
 Brian Drahman - 1993
 Ray Durham - 1994
 Steve Schrenk - 1994
 Fernando Ramsey - 1995
 Jeff Abbott - 1996
 Scott Ruffcorn - 1996
 Magglio Ordonez - 1997
 Jeff Darwin - 1997
 Jeff McCarry - 1998
 Matt Ryan - 1999
 Craig Wilson - 2000
 Luis Figueroa - 2001
 Tike Redman - 2001
 Don Wengert - 2001
 Mendy Lopez - 2002
 Mark Corey - 2003
 Dave Williams - 2004
 Corey Hart - 2005
 Nelson Cruz - 2006
 Tony Gwynn Jr. - 2006
 Ben Hendrickson - 2006
 Steve Bray - 2007
 Vinny Rottino - 2007 & 2008
 Lindsay Gulin - 2008
 Luis Pena - 2008
 Alcides Escobar - 2009
 Brendan Katin - 2009
 R.J. Swindle - 2009
 Luis Cruz - 2010
 Mike McClendon - 2010

ALL-TIME TRIPLE-A ALL-STAR ROSTER - BY TEAM (CONT.)

Sam Narron - 2011
Jim Henderson - 2012
Rob Wooten - 2013
Mike Fiers - 2014
Donovan Hand - 2014
Jason Pridie - 2015
Chad Pinder - 2016

NEW ORLEANS (31)

Troy O'Leary - 1993
John Byington - 1994
Ron Rightnowar - 1994
Mark Loretta - 1995
Jamie McAndrew - 1995
Kelly Stinnett - 1996
John Halama - 1997
Daryle Ward - 1998 & 1999
Carlos Hernandez - 1999
Adam Everett - 2000
Keith Ginter - 2001
Jim Mann - 2001
Wayne Franklin - 2002
Jerome Robertson - 2002
Doug Sessions - 2003
Royce Huffman - 2004
Tyrell Godwin - 2005
Rick Short - 2005
Larry Broadway - 2006
Willie Collazao - 2007 & 2008
Michael Ryan - 2009
Hector Luna - 2010
Vinny Rottino - 2011
Tom Koehler - 2012
Zach Phillips - 2013
Elih Villanueva - 2014
Andre Rienzo - 2015
Nick Wittgren - 2015
Destin Hood - 2016

NORFOLK/TIDEWATER (43)

Mark Carreon - 1988
Gregg Jefferies - 1988
David West - 1988
Tom O'Malley - 1989
Keith Hughes - 1990
Kelvin Torve - 1990
Chris Donnels - 1991
Jeff Gardner - 1991
Todd Hundley - 1991
Randy Marshall - 1992
Ryan Thompson - 1993
Quilvio Veras - 1994
Omar Garcia - 1995
Jason Isringhausen - 1995
Mike Fyhrie - 1996
Roberto Petagine - 1996 & 1997
Derek Wallace - 1996
Scott McClain - 1997
Scott Sauerbeck - 1998
Ryan McGuire - 2000
Jason Tyner - 2000
Vance Wilson - 2000
Oscar Henriquez - 2001
Jason L. Phillips - 2002
Marco Scutaro - 2002
Jeremy Griffiths - 2003
Craig Brazell - 2004
Juan Padilla - 2005
Jason Scobie - 2005
Royce Ring - 2006
Cory Doyne - 2007
J.R. House - 2007
Omir Santos - 2008
Jim Miller - 2009
Jeff Salazar - 2010
Mark Worrell - 2011
Miguel Socolovich - 2012

Jason Pridie - 2013
Ivan De Jesus - 2014
Dariel Alvarez - 2015
Michael Bowden - 2015
Audry Perez - 2016

OKLAHOMA CITY (40)

Tom O'Malley - 1988
Scott Coolbaugh - 1989
Juan Gonzalez - 1990
Monty Fariss - 1991 & 1992
Rob Maurer - 1991
Rob Ducey - 1993 & 1994
John Marzano - 1995
Lee Stevens - 1996
Bubba Smith - 1997
Hanley Frias - 1997
Warren Newton - 1998
Mike Hubbard - 1999
Scott Sheldon - 1999
Chuck Smith - 1999
Ruben Sierra - 2000
Pedro Valdes - 2000
Craig Monroe - 2001
Hank Blalock - 2002
Aaron Myette - 2002
Jason Jones - 2003
Peter Zoccolillo - 2004
Esteban German - 2005 & 2009
Ian Kinsler - 2005
Gerald Laird - 2005
Mike Wood - 2007
Nelson Cruz - 2008
Michael Kirkman - 2010
J.B. Shuck - 2011
Mike Hesson - 2012
Jimmy Paredes - 2012
Jarred Cosart - 2013
Jason Stoffel - 2013
Max Stassi - 2014
Austin Barnes - 2015
Ryan Butcher - 2015
Darnell Sweeney - 2015
Rob Segedin - 2016

OMAHA (50)

Luis de los Santos - 1988
Ed Hearn - 1989
Rick Lueken - 1989
Chito Martinez - 1990
Mel Stottlemire - 1990
Tim Spehr - 1991
Jeff Conine - 1992
Dennis Moeller - 1992
Keith Brown - 1993
Rick Reed - 1993
Tuffy Rhodes - 1993
Terry Shumpert - 1993
Dwayne Hosey - 1994
Rico Rossy - 1994
Jaime Bluma - 1996
Jose Rosado - 1996
Chris Stynes - 1996
Yamil Benitez - 1997
Brian Barber - 1998
Jeremy Giambi - 1998
Kit Pellow - 1999 & 2001
Anthony Medrano - 2000
Chris George - 2001
Angel Berroa - 2002
Mike Kelly - 2003
Calvin Pickering - 2004
Jamey Wright - 2004
Adrian Brown - 2005
Andres Blanco - 2006
Craig Brazell - 2007
Jason Smith - 2008

Dusty Hughes - 2009
Alex Gordon - 2010
Kila Ka'aihue - 2010
Johnny Giavotella - 2011
Luis Mendoza - 2011
Clint Robinson - 2011 & 2012
Tommy Hottoy - 2012
Wil Myers - 2012
Ryan Verdugo - 2012
Chris Dwyer - 2013
Paulo Orlando - 2014
Spencer Patton - 2014
Francisco Pena - 2014
Luis Coleman - 2015
Cheslor Cuthbert - 2015
John Lamb - 2015
Andrew Edwards - 2016

OTTAWA (16)

Todd Haney - 1993
Tim Laker - 1994
Kevin Castleberry - 1995
Yamil Benitez - 1996
Chris Martin - 1996
Steve Falteisek - 1997
Allen Battle - 1998
Geoff Blum - 1999
Andy Tracy - 2000
Henry Mateo - 2001
Endy Chavez - 2002
Rigo Beltran - 2003
Geronimo Gil - 2004
Bernie Castro - 2005
Julio Manon - 2006
Jason Jaramillo - 2007

PAWTUCKET (45)

Carlos Quintana - 1988
Tom Bolton - 1989
Mike Dalton - 1990
Tim Naehring - 1990
Scott Cooper - 1991
Daryl Irvine - 1991
Phil Plantier - 1991
Mike Twardoski - 1992
Don Florence - 1993
Luis Ortiz - 1994
Glenn Murray - 1995
Rudy Pemberton - 1996
Brian Rose - 1997
Trot Nixon - 1998
Jim Chamblee - 1999
Michael Coleman - 1999
Jared Fernandez - 2000
Tomo Ohka - 2000
Rafael Roque - 2001
Edgard Clemente - 2002
Bronson Arroyo - 2003
Lou Collier - 2003
Anton French - 2003
Andy Dominique - 2004
Tim Kester - 2004
Earl Snyder - 2004
Abe Alvarez - 2005
Chip Ambres - 2005
Craig Breslow - 2006 & 2007
Travis Hughes - 2007
Brandon Moss - 2007
Jeff Bailey - 2008
Chris Carter - 2008
Joe Thurston - 2008
Jonathan Van Every - 2008
Fernando Cabrera - 2009
Jose Vaquezano - 2009
Bubba Bell - 2010
Matt Fox - 2011
Ryan Lavarney - 2012

FRONT
OFFICE

CHENEY
STADIUM

2017 TRIPLE-A
ALL-STAR GAME

COACHES/STAFF

2017
RAINIERS

2016 SEASON
REVIEW

OPPONENTS

HISTORY &
RECORDS

MEDIA &
MISC.

ALL-TIME TRIPLE-A ALL-STAR ROSTER - BY TEAM (CONT.)

Anthony Carter - 2013
Tommy Layne - 2014
Jackie Bradley, Jr. - 2015
Chris Marrero - 2016

PHOENIX (12)

Tony Perezchica - 1988
Stu Tate - 1989
Mike Leonard - 1990
Darren Lewis - 1991
Andres Santana - 1991
Steve Decker - 1992
J.R. Phillips - 1993
Paul Faries - 1994
Tony Menendez - 1995
Steve Mintz - 1996
Jacob Cruz - 1997
Doug Creek - 1997

PORTLAND (21)

LeRoy "Roy" Smith - 1988
Vic Rodriguez - 1989
Mike Cook - 1990
Tom Edens - 1991
Denny Neagle - 1991
Gary Wayne - 1991
Larry Casian - 1992
Derek Parks - 1993
Sean Burroughs - 2001
Alex Pelaez - 2002
Tagg Bozied - 2003
Bernie Castro - 2003
Marty McLeary - 2004
J.J. Furmaniak - 2005
Clay Hensley - 2005
Justin Leone - 2006
Jack Cassel - 2007
Edwin Moreno - 2008
Chad Huffman - 2009
Scott Patterson - 2009
Ernesto Frieri - 2010

RENO (19)

Rusty Ryan - 2009
Doug Deeds - 2010
Tony Abreu - 2011
Collin Cowgill - 2011
Cody Ransom - 2011
Konrad Schmidt - 2011
Jonathan Albaladejo - 2012
Adam Eaton - 2012
Jake Elmore - 2012
Ryan Wheeler - 2012
Matt Davidson - 2013
Tuffy Gosewisch - 2013
Chris Owings - 2013
Mike Jacobs - 2014
Peter O'Brien - 2015
Jamie Romak - 2015
Kyle Jensen - 2016
Jack Reinheimer - 2016
Braden Shipley - 2016

RICHMOND (36)

Joe Boever - 1988
Tommy Greene - 1989
Mark Lemke - 1989
Kent Mercker - 1989
Dale Polley - 1990 & 1995
Yorkis Perez - 1991
Armando Reynoso - 1991
David Nied - 1992
Boi Rodriguez - 1992
Pete Smith - 1992
Chipper Jones - 1993
Ryan Klesko - 1993
Javier Lopez - 1993

Bill Taylor - 1993
Terry Clark - 1994
Luis A. Lopez - 1994
Brad Woodall - 1994 & 1996
Matt Murray - 1995
Eddie Perez - 1995
Randall Simon - 1997
Fausto Tejero - 1998
Micah Bowie - 1999
Damian Moss - 2000
Dax Norris - 2001
Trey Hodges - 2002
Doug Linton - 2002
Johnny Estrada - 2003
Jesse Garcia - 2003
Andy Pratt - 2003
Matt Whiteside - 2004
Brayan Pena - 2005
Carlos Mendez - 2006
Manny Acosta - 2007
Barbaro Canizares - 2008

ROCHESTER (52)

Steve Finley - 1988
Bob Milacki - 1988
Butch Davis - 1989
Leo Gomez - 1990
David Segui - 1990
Jeff Tackett - 1991
Mark Parent - 1992
Tommy Hinzo - 1993
John O'Donoghue - 1993
Mark Smith - 1993 & 1995
Rick Krivda - 1994
Sherman Obando - 1994
Joe Hall - 1996
Danny Clyburn - 1997
Esteban Yan - 1997
Joel Bennett - 1998
P.J. Forbes - 1998
Willis Otanez - 1998
Ryan Minor - 1999
Javier DeLaHoya - 2000
Karim Garcia - 2000
Josh Towers - 2000
Calvin Pickering - 2001
Darryl Brinkley - 2002
John Stephens - 2002
Michael Restovich - 2003
Jesse Crain - 2004
Dave Gassner - 2004
Justin Morneau - 2004
Travis Bowyer - 2005
Willie Eyre - 2005
Josh Rabe - 2006
Jason Tyner - 2006
Bobby Korecky - 2007
Jose Morales - 2007
Matt Tolbert - 2007
Darnell McDonald - 2008
Justin Huber - 2009
Dustin Martin - 2010
Anthony Slama - 2010
Chuck James - 2011
Pedro Florimon - 2012
Andrew Albers - 2013
Chris Colabello - 2013
A.J. Achter - 2014 & 2015
James Beresford - 2015
Taylor Rogers - 2015
Jose Berrios - 2016
Jorge Polanco - 2016
Jason Wheeler - 2016

ROUND ROCK (18)

Mike Coolbaugh - 2005
Chris Baker - 2006

Jason Hirsh - 2006
Luke Scott - 2006
Travis Driskill - 2007
Josh Muecke - 2008
Mark Saccomanno - 2008
Yorman Bazardo - 2009
Bud Norris - 2009
Josh Banks - 2010
Cody Eppley - 2011
Joey Butler - 2012 & 2013
Yangervis Solarte - 2013
Jared Hoyer - 2014
Jon Edwards - 2015
Tomas Telis - 2015
Brett Nicholas - 2016

SACRAMENTO (26)

Jose Ortiz - 2000
Eric Byrnes - 2001
Frank Lankford - 2002
Justin Duchscherer - 2003
Ron Flores - 2004
Adam Morrissey - 2004
Victor Moreno - 2005
Matt Watson - 2005
John Baker - 2006
Matt Roney - 2006
Daric Barton - 2007
Ryan Wing - 2008
Jay Marshall - 2009
Eric Munson - 2009
Eric Patterson - 2009
Josh Donaldson - 2010
Clayton Mortensen - 2010
Willie Eyre - 2011
Anthony Recker - 2011
Eric Sogard - 2011
Graham Godfrey - 2012
Michael Choice - 2013
Shane Peterson - 2014
Paul Smyth - 2014
Adam Duvall - 2015
Ty Blach - 2016

SALT LAKE (34)

Brian Raabe - 1994 & 1996
Riccardo Ingram - 1995
Mitch Simons - 1995
Scott Watkins - 1995
Todd Walker - 1996 & 2000
Ryan Radmanovich - 1997
Travis Baptist - 1998
Chad Rupp - 1998
George Williams - 1999
John Barnes - 2000
Jose Fernandez - 2001
Bart Miadich - 2002
Jose Molina - 2002
Robb Quinlan - 2002
Alfredo Amezaga - 2003
Wil Nieves - 2004
Adam Riggs - 2004
Dusty Bergman - 2005
Howie Kendrick - 2006
Joe Saunders - 2006
Terry Evans - 2007 & 2009
Matt Brown - 2008
Jeremy Hill - 2009
Mark Trumbo - 2010
Jeff Baisley - 2011
Gil Velazquez - 2011
Kole Calhoun - 2012
Efen Navarro - 2013
Shawn O'Malley - 2014
Jett Bandy - 2015
Kaleb Cowart - 2016

ALL-TIME TRIPLE-A ALL-STAR ROSTER - BY TEAM (CONT.)

SCRANTON/WB (50)

Keith Miller - 1989 & 1990
Steve Scarsone - 1991 & 1992
Rick Schu - 1992
Tony Longmire - 1993
Gene Schall - 1994
Kevin Jordan - 1995
David Tokheim - 1995
Jon Zuber - 1996, 1997 & 1999
Tony Barron - 1997
Bobby Estalella - 1997 & 1998
Calvin Maduro - 1998
Marlon Anderson - 2000
Gary Bennett - 2000
Brandon Duckworth - 2001
P.J. Forbes - 2001
Kevin Orie - 2001
Nick Punto - 2002
Pete Zamora - 2002
Travis Chapman - 2003
Wayne Gomes - 2003
Ryan Madson - 2003
Chase Utley - 2003
Lou Collier - 2004
Jim Crowell - 2004
Dan Giese - 2004
Jim Rushford - 2004
Chris Coste - 2005
Joe Thurston - 2006
Jim Brower - 2007
Shelley Duncan - 2007 & 2009
Austin Jackson - 2009
Zachary Kroenke - 2009
Jonathan Albaladejo - 2010
Jesus Montero - 2010
Eduardo Nunez - 2010
Adam Warren - 2011
Juan Cedeño - 2012
Chris Bootcheck - 2013
Thomas Neal - 2013
Jose Pirela - 2014
Kyle Roller - 2015
Austin Romine - 2015
Ben Gamel - 2016
Gary Sanchez - 2016

SYRACUSE (51)

Geronimo Berroa - 1988
Eric Yelding - 1988
Francisco Cabrera - 1989
Glennallen Hill - 1989
Luis Sojo - 1990
Mark Whiten - 1990
Eddie Zosky - 1991
Butch Davis - 1992
Ed Sprague - 1992
Lee Stevens - 1993
Alex Gonzalez (4/8/73) - 1994
Robert Perez - 1994 & 1995
Howard Battle - 1995
Joe Lis - 1995
Huck Flener - 1996
Dane Johnson - 1996
Ken Robinson - 1997
Shannon Withem - 1998
Casey Blake - 1999
Steve Sinclair - 1999
Luis Lopez, Jr. - 2000
Chad Mottola - 2000
Matt DeWitt - 2001
John Dillinger - 2001
Chris Latham - 2001
Gary Burnham - 2002
Orlando Hudson - 2002
Kevin Cash - 2003
Glenn Williams - 2004
John - Ford Griffin - 2005 & 2007
Kevin Barker - 2006
David Purcey - 2008
Seth Bynum - 2009
J.D. Martin - 2009
Jorge Padilla - 2009
Chase Lambin - 2010
Matt Antonelli - 2011
Tom Milone - 2011

Corey Brown - 2012
Zach Duke - 2012
Jim Negrych - 2012
Carlos Rivero - 2012
Zach Walters - 2013
Aaron Laffey - 2014
Jhonatan Solano - 2014
Steven Souza - 2014
Jason Martinson - 2015
Brian Goodwin - 2016
Rafael Martin - 2016

TACOMA (48)

Lance Blankenship - 1988
Ed Jurak - 1988
Bryan Clark - 1989
Joe Bitker - 1990
Scott Chiamparino - 1990
Kevin Campbell - 1991
Gus Polidor - 1992
Kurt Abbott - 1993
Webster Garrison - 1993
Scott Lydy - 1994
Jeff Darwin - 1995
James Bonnici - 1996
Greg Pirkil - 1996
Brian Raabe - 1997
Alan Zinter - 1997
Steve Gajkowski - 1998
Ozzie Timmons - 1999
Ryan Anderson - 2000
Todd Williams - 2000
Todd Betts - 2001
Juan Thomas - 2001
Ramon Vazquez - 2001
Aaron Holbert - 2002
Aquilino Lopez - 2002
Pat Borders - 2003
Scott Atchison - 2004
Bucky Jacobsen - 2004
George Sherrill - 2004
Masao Kida - 2005
Adam Jones - 2006 & 2007
Justin Lehr - 2007
Oswaldo Navarro - 2008
Bryan LaHair - 2009
Chris Seddon - 2010
Josh Lueke - 2011
Luis Jimenez - 2012
Guillermo Quiroz - 2012
Brian Moran - 2013
Carlos Peguero - 2013
Nick Franklin - 2014
Logan Kensing - 2014
Gabriel Noriega - 2014
Chris Taylor - 2014
Ketel Marte - 2015
Forrest Snow - 2015
Blake Parker - 2016
Stefen Romero - 2016

TOLEDO (44)

Mark Huismann - 1988
Rey Palacios - 1988
Mike Trujillo - 1989
Shawn Hare - 1990
Scott Livingstone - 1991
Jeff Kaiser - 1992
Wally Ritchie - 1993
Rich Rowland - 1993
Sean Bergman - 1994
Pat Ahearne - 1995
Randy Marshall - 1995
Phil Hiatt - 1996
Eddie Gaillard - 1997
Frank Catalanotto - 1997
Brandon Reed - 1998
Walt McKeel - 1999
Billy McMillon - 2000
Mark Johnson - 2001
Jarrod Patterson - 2002
Shane Lox - 2003
Joe Vitiello - 2004
Vic Darenbourg - 2005
Jason Karnuth - 2005

Chad Durbin - 2006
Lee Gardner - 2006
Ryan Ludwick - 2006
Ryan Raburn - 2006
Mike Hessman - 2007 & 2008
Timo Perez - 2007
Brent Clevlen - 2008
Blaine Neal - 2008
Brent Drugach - 2009
Jeff Frazier - 2010
Jay Sborz - 2010
Will Rhymes - 2011
Chris Bootcheck - 2012
Danny Dorn - 2013
Jordan Lennerton - 2013
Ezequiel Carrera - 2014
Buck Farmer - 2015
Dixon Machado - 2015
Chad Huffman - 2016
Casey McGehee - 2016

TUCSON (39)

John Fishel - 1988
Carl Nichols - 1989
Crag Smajstrla - 1990
Andujar Cedeno - 1991
Gary Cooper - 1991 & 92
Kenny Lofton - 1991
Mike Capel - 1992
James Mouton - 1993
Brian Hunter - 1994
Craig McMurtry - 1994
Dave Hajek - 1995
Donne Wall - 1995
Chris Holt - 1996
Ray Montgomery - 1996
Creighton Gubanich - 1997
Rob Ryan - 1998
James Boyd - 1999
Nelson Figueroa - 2000
Johnny Ruffin - 2000
Jack Cust - 2001
Lyle Overbay - 2002
Mike Bell - 2003
Chris Capuano - 2003
Chad Tracy - 2003
Craig Ansman - 2004
Steve Neal - 2004
Jason Bulger - 2005
Andy Green - 2005
Conor Jackson - 2005
Alberto Callaspo - 2006
Stephen Drew - 2006
Chad Harville - 2007
Mark Johnson - 2007
Alex Romero - 2007
Jamie D'Antona - 2008
Aaron Cunningham - 2011
Daniel Robertson - 2012
Dean Anna - 2013

VANCOUVER (21)

Donn Pall - 1988
Sap Randall - 1988
Tom Drees - 1989
Lance Johnson - 1989
Adam Peterson - 1989
Orsino Hill - 1990
Jerry Willard - 1990
Brian Drahan - 1991
Rod Bolton - 1992
Eduardo Perez - 1993
Darryl Scott - 1993
Garret Anderson - 1994
Andrew Lorraine - 1994
Julian Heredia - 1995
Chris Pritchett - 1995
Mark Sweeney - 1995
Jeff Schmidt - 1996
Derrick White - 1997
Steve Scarsone - 1998
Brett Laxton - 1999
Frank Menecchino - 1999

FRONT
OFFICE

CHENEY
STADIUM

2017 TRIPLE-A
ALL-STAR GAME

COACHES/STAFF

2017
RAIMERS

2016 SEASON
REVIEW

OPPONENTS

HISTORY &
RECORDS

MEDIA &
MISC.



COACHES / STAFF



PAT LISTACH

BORN: 09/12/1967 - NATCHITOCHES, LA

RESIDES: SPRING, TX

NAMED MANAGER: JANUARY 12, 2015 (3RD SEASON)

MANAGER

BATTED:
SWITCH

THREW:
RIGHT

LISTACH'S CAREER SUMMARY

COACHING CAREER HIGHLIGHTS:

- Entering his third season in the Mariners organization...second stint as a manager in the PCL.
- Won the 2016 PCL Pacific Northern Division with Tacoma, the club's first division title since 2010.
- Began professional coaching career in the Chicago Cubs organization in 2000 serving as the hitting coach for Single-A Lansing...served as the hitting coach for Triple-A Iowa for five years from 2001-05.
- Made managerial debut with Triple-A Iowa in 2002...managed Double-A West Tennessee Diamond Jaxx in 2006, Double-A Tennessee Smokies in 2007, and Iowa in 2008.
- Named PCL Manager of the Year while with the Iowa Cubs in 2008...led team to an 83-59 record and a playoff berth.
- Led 2008 Iowa Cubs squad to a first place finish in the PCL American Northern division...team hit .294 (1412x4797), the third best mark in the league.
- Made MLB coaching debut with the Washington Nationals in 2009, serving as their third-base coach for two seasons.
- Returned to the Chicago organization in 2011 as the Cubs bench coach...became third-base coach in 2012.
- Served as the minor league infield coordinator for the Los Angeles Dodgers system during the 2013 season.
- Hired as the first-base coach for the Houston Astros for the 2014 season.

PLAYING CAREER HIGHLIGHTS:

- Originally drafted by the Mariners in the 23rd round (578 ovr.) of the 1987 draft out of McLennan College.
- Drafted by the Milwaukee Brewers in the fifth round of the 1988 draft (133 ovr.) out of Arizona State University.
- Named 1992 American League Rookie of the Year after hitting .290/.352/.349 in 579 AB (168x579) with 19 2B, 6 3B, HR, 47 RBI, 54 SB, and 55 BB.

LISTACH'S CAREER MANAGERIAL RECORD

YEAR	TEAM	LEAGUE	REC.	PCT.	FINISH	ORGANIZATION
2002	Iowa	Pacific Coast League	27-28	.491	--	Chicago Cubs
2006	West Tennessee	Southern League	75-65	.536	2nd	Chicago Cubs
2007	West Tennessee	Southern League	73-65	.529	2nd	Chicago Cubs
2008	Iowa	Pacific Coast League	83-59	.585	1st	Chicago Cubs
2015	Tacoma	Pacific Coast League	68-76	.472	4th	Seattle Mariners
2016	Tacoma	Pacific Coast League	81-62	.566	1st	Seattle Mariners
Career Totals			407-355	.534		

LISTACH'S CAREER PLAYING RECORD

Year	Team	LG	AVG	G	AB	R	H	2B	3B	HR	RBI	BB	SO	SB	CS	OBP	SLG	SF	SAC	HP
1988	Beloit	MIDW	.240	53	200	40	48	5	1	1	18	18	20	20	9	.319	.290	2	4	6
1989	Stockton	CALL	.229	132	480	73	110	11	4	2	34	58	106	37	19	.317	.281	1	7	4
1990	Stockton	CALL	.272	139	503	116	137	21	6	2	39	105	122	78	28	.403	.350	1	3	6
1991	El Paso	TL	.253	49	186	40	47	5	2	0	13	25	56	14	2	.356	.301	0	2	5
	Denver	AA	.252	89	286	51	72	10	4	1	31	45	66	23	8	.349	.325	4	3	0
1992	MILWAUKEE AL		.290	149	579	93	168	19	6	1	47	55	124	54	18	.352	.349	2	12	1
1993	Beloit	MIDW	.250	4	12	2	3	0	0	0	1	1	2	2	0	.357	.250	0	0	1
	MILWAUKEE AL		.244	98	356	50	87	15	1	3	30	37	70	18	9	.319	.317	2	5	3
1994	New Orleans	AA	.400	2	5	1	2	0	0	0	0	0	0	0	0	.400	.400	0	0	0
	MILWAUKEE AL		.296	16	54	8	16	3	0	0	2	3	8	2	1	.333	.352	0	0	0
1995	MILWAUKEE AL		.219	101	334	35	73	8	2	0	25	25	61	13	3	.276	.254	1	7	2
1996	Beloit	MIDW	.400	1	5	2	2	0	0	0	0	0	1	0	0	.400	.400	0	0	0
	MILWAUKEE AL		.240	87	317	51	76	16	2	1	33	36	51	25	5	.317	.312	2	6	1
1997	Buffalo	AA	.260	25	73	3	19	1	1	0	2	12	10	6	3	.375	.301	1	0	2
	HOUSTON	NL	.182	52	132	13	24	2	2	0	6	11	24	4	2	.247	.227	2	5	1
1998	Buffalo	IL	.216	33	102	23	22	3	2	0	11	9	22	3	1	.292	.284	0	0	2
	Scranton	IL	.221	55	204	27	45	5	2	1	12	23	47	14	4	.306	.279	0	4	2
Major League Totals			.251	503	1772	250	444	63	13	5	143	167	338	116	38	.316	.309	9	35	8
Minor League Totals			.247	582	2056	378	507	61	22	7	161	296	452	197	74	.348	.308	9	23	28

FRONT
OFFICE

CHENEY
STADIUM

2017 TRIPLE-A
ALL-STAR GAME

COACHES/STAFF

2017
RAINIERS

2016 SEASON
REVIEW

OPPONENTS

HISTORY &
RECORDS

MEDIA &
MISC.



LANCE PAINTER

BORN: 07/21/1967 - BEDFORD, UNITED KINGDOM

RESIDES: GILBERT, AZ

WITH TACOMA: SECOND SEASON (2016)

PITCHING COACH

BATTED:

LEFT

THREW:

LEFT

PAINTER'S CAREER SUMMARY

COACHING CAREER HIGHLIGHTS:

- Entering 11th season coaching in the Seattle organization...served as the pitching coach for Single-A Wisconsin (2006-07), Advanced-A High Desert (2008, 2013), Single-A Clinton (2009), and Double-A Jackson (2010-12, 2014-15).
- Oversaw Rainiers pitching staff in 2016 that posted a team ERA of 3.92 (553ERx1269.OIP), the third best mark in the Pacific Coast League and the franchise's best single-season team ERA since 2001.
- Named to the all-star team for the 1993 Triple-A All-Star Game, but did not play.
- Served as pitching coach for the Great Britain national team during the 2005 European Baseball Championships...GB finished seventh.

PLAYING CAREER HIGHLIGHTS:

- Played professionally for 13 years, including 10 seasons in the Major Leagues.
- Logged time in the Majors with Colorado (1993-96), St. Louis (1997-99, 2003), Milwaukee (2001), and Toronto (2000-01).
- Made appearances in 314 ML games, posting a 25-18 record and a 5.24 ERA (262ERx450.OIP).

PERSONAL:

- Wife, Kelly...daughters, Jordan and Madison...son, Jake.
- Attended the University of Wisconsin.
- Born in England and became naturalized U.S. citizen in 1994.
- Selected by San Diego in the 15th round of the 1990 draft.

PAINTER'S CAREER PITCHING RECORD

Year	Team	LG	W-L	ERA	G	GS	CG	SHO	SV	IP	H	R	ER	HR	HB	BB	SO	WP	BK
1990	Spokane	NORW	7-3	1.51	23	1	0	0	3	71.2	45	18	12	4	2	15	104	3	3
1991	Waterloo	MIDW	14-8	2.30	28	28	7	4	0	200.0	162	64	51	14	2	57	201	3	1
1992	Wichita	TL	10-5	3.53	27	27	1	1	0	163.1	138	74	64	11	10	55	137	6	3
1993	Col. Springs	PCL	9-7	4.30	23	22	4	1	0	138.0	165	90	66	10	5	44	91	6	2
	COLORADO	NL	2-2	6.00	10	6	1	0	0	39.0	52	26	26	5	0	9	16	2	0
1994	Col. Springs	PCL	4-3	4.79	13	13	1	0	0	71.1	83	42	38	5	5	28	59	3	0
	COLORADO	NL	4-6	6.11	15	14	0	0	0	73.2	91	51	50	9	1	26	41	3	1
1995	Col. Springs	PCL	0-3	5.96	11	4	0	0	0	25.2	32	20	17	3	1	11	12	0	1
	COLORADO	NL	3-0	4.37	33	1	0	0	1	45.1	55	23	22	9	2	10	36	4	1
1996	COLORADO	NL	4-2	5.86	34	1	0	0	0	50.2	56	37	33	12	3	25	48	1	0
1997	Louisville	AA	1-0	5.23	18	2	0	0	0	20.2	18	14	12	2	1	4	22	0	1
	ST. LOUIS	NL	1-1	4.76	14	0	0	0	0	17.0	13	9	9	1	0	8	11	0	0
1998	ST. LOUIS	NL	4-0	3.99	65	0	0	0	1	47.1	42	24	21	5	4	28	39	2	0
1999	Arkansas	TL	0-0	0.00	1	1	0	0	0	2.0	1	0	0	0	0	0	4	0	0
	ST. LOUIS	NL	4-5	4.83	56	4	0	0	1	63.1	63	37	34	6	2	25	56	4	0
2000	Dunedin	FLOR	0-0	0.00	1	1	0	0	0	1.0	0	0	0	0	0	0	0	0	0
	TORONTO	AL	2-0	4.72	42	2	0	0	0	66.2	69	37	35	9	2	22	53	4	0
2001	Dunedin	FLOR	1-1	0.96	5	1	0	0	0	9.1	10	1	1	0	0	1	10	1	0
	Indianapolis	IL	0-0	5.00	8	0	0	0	0	9.0	10	5	5	3	0	6	7	0	0
	TORONTO	AL	0-1	7.85	10	0	0	0	0	18.1	27	17	16	4	1	11	14	0	0
	MILWAUKEE	NL	1-0	4.22	13	0	0	0	0	10.2	11	5	3	0	7	6	0	0	0
2003	Palm Beach	FLOR	0-0	0.00	1	1	0	0	0	1.0	0	0	0	0	0	0	1	0	0
	Memphis	PCL	0-0	0.00	3	0	0	0	0	3.0	2	0	0	0	0	0	1	0	0
	ST. LOUIS	NL	0-1	5.50	22	0	0	0	0	18.0	17	12	11	3	0	7	11	0	0
Major Lg Totals			25-18	5.24	314	28	1	0	3	450.0	496	278	262	66	15	178	331	20	2
Minor Lg Totals			46-30	3.34	162	101	13	6	3	716.0	666	328	266	52	26	221	649	22	11



DAVE BERG

BORN: 09/13/1970 - ROSEVILLE, CA

RESIDES: ROANOKE, TX

WITH TACOMA: FIRST SEASON (2017)

HITTING COACH

BATTED:
RIGHT

THREW:
RIGHT

BERG'S CAREER SUMMARY

COACHING CAREER HIGHLIGHTS:

- Enters first season coaching in the Mariners organization after spending seven seasons with the Miami Marlins system.
- Managed the Double-A Jacksonville Suns from 2015-16, putting together a record of 120-157 (.433).
- Spent two seasons managing the Single-A Greensboro Grasshoppers in 2012 and 2014...led the 2012 Grasshoppers to a record of 80-59 (.576) on the way to the South Atlantic League Championship Series.
- Registered a year as the Marlins Minor League Infield Coordinator in 2013.
- Led the short-season Jamestown Jammers to a 78-72 (.520) overall record across two seasons managing the club from 2010-11.

PLAYING CAREER HIGHLIGHTS:

- Played professionally for 14 years, including parts or all of seven Major League seasons.
- Tallied Major League time with Florida (1998-2001) and Toronto (2002-04).
- Over time with Florida and Toronto, posted a career batting average of .269 (430x1600) with 190 R, 91 2B, 6 3B, 21 HR, and 163 RBI.
- Posted a career minor league batting line of .288 (698x2421) with 408 R, 141 2B, 22 3B, 37 HR, and 302 RBI.
- Became the lowest-ever Marlins draft pick to make the Major Leagues.

PERSONAL:

- Currently resides in Roanoke, TX.
- Selected by Florida in the 38th round of the 1993 draft.
- Attended Sacramento City College and the University of Miami.

BERG'S CAREER PLAYING RECORD

Year	Team	LG	AVG	G	AB	R	H	2B	3B	HR	RBI	BB	SO	SB	CS	OBP	SLG	SF	SAC	HP
1993	Elmira	NYPL	.263	75	281	37	74	13	1	4	28	34	37	7	4	.356	.359	3	4	8
1994	Kane County	MIDW	.268	121	437	80	117	27	8	9	53	54	80	8	6	.354	.428	6	15	8
1995	Brev. County	FLOR	.298	114	382	71	114	18	1	3	39	68	61	9	4	.407	.374	9	7	8
1996	Portland	EL	.302	109	414	64	125	28	5	9	73	42	60	17	7	.368	.459	6	8	5
1997	Charlotte	IL	.295	117	424	76	125	26	6	9	47	55	71	16	7	.377	.448	3	10	3
1998	FLORIDA	NL	.313	81	182	18	57	11	0	2	21	26	46	3	0	.393	.407	3	4	0
1999	FLORIDA	NL	.286	109	304	42	87	18	1	3	25	27	59	2	2	.348	.382	0	3	2
2000	Brev. County	FLOR	.273	3	11	2	3	0	0	0	2	1	3	0	1	.385	.273	0	0	1
	FLORIDA	NL	.252	82	210	23	53	14	1	1	21	25	46	3	0	.340	.343	4	1	5
2001	FLORIDA	NL	.242	82	215	26	52	12	1	4	16	14	39	0	1	.292	.363	2	2	2
2002	TORONTO	AL	.270	109	374	42	101	26	2	4	39	26	57	0	2	.322	.382	5	4	5
2003	Syracuse	IL	.250	6	20	3	5	1	0	0	0	1	2	0	0	.318	.300	0	0	1
	TORONTO	AL	.255	61	161	26	41	6	1	4	18	11	34	0	1	.301	.379	1	1	0
2004	TORONTO	AL	.253	58	154	13	39	4	0	3	23	4	27	0	1	.278	.338	2	0	2
2005	Pawtucket	IL	.306	112	425	73	130	28	1	3	60	63	67	1	0	.393	.398	9	0	4
2006	Oklahoma	PCL	.185	8	27	2	5	0	0	0	0	2	5	0	0	.241	.185	0	1	0
Major Lg Totals			.269	582	1600	190	430	91	6	21	163	133	308	8	7	.328	.373	17	15	16
Minor Lg Totals			.288	665	2421	408	698	141	22	37	302	320	386	58	29	.375	.411	36	45	38

FRONT
OFFICE

CHENEY
STADIUM

2017 TRIPLE-A
ALL-STAR GAME

COACHES/STAFF

2017
RAINIERS

2016 SEASON
REVIEW

OPPONENTS

HISTORY &
RECORDS

MEDIA &
MISC.



BRIAN HUNTER

BORN: 04/05/1971 - PORTLAND, OR
RESIDES: VANCOUVER, WA
WITH TACOMA: FIRST SEASON (2017)

COACH

BATTED:
RIGHT

THREW:
RIGHT

HUNTER'S CAREER SUMMARY

COACHING CAREER HIGHLIGHTS:

- Begins third season in the Mariners organization, the first with Tacoma.
- Served as the hitting coach for the short-season Everett AquaSox from 2015-16.
- Oversaw 2016 AquaSox squad that led the Northwest League with a .282 (740x2624) team batting average... produced 2016 NWL MVP Eric Filia, two NWL Players of the Week, three Mid-Season All-Star position players, and two Post-Season All-Star position players.
- Coached the Northwest League's two top batters in 2015: Drew Jackson (.358/81x226) and Braden Bishop (.320/70x219)...Drew Jackson would go on to win NWL MVP award.

PLAYING CAREER HIGHLIGHTS:

- Enjoyed a 17-year professional career, including 10 seasons and 1000 games in the Major Leagues.
- Registered stops in Houston (1994-96, 2002-03), Detroit (1997-99), Seattle (1999), Colorado (2000), Cincinnati (2000), and Philadelphia (2001).
- Posted a career ML batting average of .264 (882x3347) and accumulated 500 R, 146 2B, 28 3B, 25 HR, 241 RBI, and 260 SB.
- Led the American League in steals twice, with 74 for Detroit in 1997 and 44 for Seattle in 1999.
- Placed seventh in 1995 National League Rookie of the Year voting.

PERSONAL:

- President of the Designated Hitters Foundation, established to raise and donate funds to local and national charitable foundations to assist programs that provide leadership and growth opportunities for youth and families while promoting the rich history of baseball.
- Graduated from Vancouver (WA) High School.
- Selected by Houston in the second round (35th overall) of the 1989 draft.
- Currently resides in Vancouver, WA.

HUNTER'S CAREER PLAYING RECORD

Year	Team	LG	AVG	G	AB	R	H	2B	3B	HR	RBI	BB	SO	SB	CS	OBP	SLG	SF	SAC	HP
1989	Astros	GULF	.170	51	206	15	35	2	0	0	13	7	42	12	6	.201	.180	0	0	1
1990	Asheville	SALL	.250	127	444	84	111	14	6	0	16	60	72	45	13	.349	.309	1	1	8
1991	Osceola	FLOR	.240	118	392	51	94	15	3	1	30	45	75	32	9	.316	.301	5	5	1
1992	Osceola	FLOR	.299	131	489	62	146	18	9	1	62	31	76	39	19	.344	.378	4	6	5
1993	Jackson	TL	.294	133	523	84	154	22	5	10	52	34	85	35	18	.338	.413	2	5	1
1994	Tucson	PCL	.372	128	513	113	191	28	9	10	51	52	52	49	14	.432	.520	4	3	5
	HOUSTON	NL	.250	6	24	2	6	1	0	0	0	1	6	2	1	.280	.292	0	1	0
1995	Jackson	TL	.500	2	6	1	3	0	0	0	0	1	0	0	0	.571	.500	0	0	0
	Tucson	PCL	.329	38	155	28	51	5	1	1	16	17	13	11	3	.395	.394	0	0	0
	HOUSTON	NL	.302	78	321	52	97	14	5	2	28	21	52	24	7	.346	.396	3	2	2
1996	Tucson	PCL	.357	3	14	3	5	0	1	0	2	1	0	2	3	.333	.500	1	0	0
	HOUSTON	NL	.276	132	526	74	145	27	2	5	35	17	92	35	9	.297	.363	7	1	2
1997	DETROIT	AL	.269	162	658	112	177	29	7	4	45	66	121	74	18	.334	.353	5	8	1
1998	DETROIT	AL	.254	142	595	67	151	29	3	4	36	36	94	42	12	.298	.333	1	2	2
1999	DETROIT	AL	.236	18	55	8	13	2	1	0	0	5	11	0	3	.311	.309	0	1	1
	SEATTLE	AL	.231	121	484	71	112	11	5	4	34	32	80	44	5	.277	.300	7	3	1
2000	COLORADO	NL	.275	72	200	36	55	4	1	1	13	21	31	15	3	.347	.320	0	4	1
	CINCINNATI	NL	.225	32	40	11	9	1	0	0	1	6	9	5	0	.319	.250	1	1	0
2001	Scranton/WB	IL	.111	2	9	1	1	0	0	0	0	1	3	0	0	.200	.111	0	0	0
	PHILADEL.	NL	.276	83	145	22	40	6	0	2	16	16	25	14	3	.344	.359	2	3	0
2002	New Orleans	PCL	.158	5	19	4	3	0	1	0	0	2	7	2	0	.238	.263	0	0	0
	HOUSTON	NL	.269	98	201	32	54	16	3	3	20	16	39	5	0	.329	.423	0	1	2
2003	HOUSTON	NL	.235	56	98	13	23	6	1	0	13	6	21	0	0	.278	.316	3	0	1
2004	Palm Beach	FLOR	.182	3	11	1	2	0	0	0	0	1	1	1	0	.250	.182	0	0	0
	Memphis	PCL	.204	17	54	5	11	0	0	0	6	5	9	1	2	.271	.204	0	1	0
2005	Camden	ATLL	.276	32	98	14	27	6	0	1	14	6	15	15	2	.314	.367	1	1	0
Major Lg Totals				.264	1000	3347	500	882	146	28	25	241	243	581	260	.313	.346	29	27	13
Minor Lg Totals				.285	758	2835	452	807	104	35	23	247	256	437	230	.346	.370	17	21	21



2017 TACOMA RAINIERS



DAN ALTAVILLA

RHP

BORN: 09/08/1992 IN MCKEESPORT, PA
RESIDES: GREENOCK, PA

ACQUIRED: SELECTED BY SEATTLE IN THE FIFTH ROUND OF THE 2014 DRAFT.

Baseball America
prospect rankings:

OSG.
#9

ICE 100
NR

HEIGHT:
5' 11"

WEIGHT:
200

BATS:
RIGHT

THROWS:
RIGHT

AGE:
24

AS OF OPENING DAY 2017

ALTAVILLA'S CAREER SUMMARY

Single-Game

Career High...

IP	H	R	ER	HR	K	BB
9.0	9	7	6	2	9 (2x)	5
7/12/15	8/23/15	7/7/15	7/29/15	8/18/14	6/4/15	5/19/15

2016:

- Split time between Double-A Jackson (43 G) and Seattle (15 G)...combined to go 7-3 with 16 saves and a 1.70 ERA (13ERx69.0IP).
- Named a Southern League Mid-Season All-Star with Jackson...pitched 0.2 innings in the ASG, allowing no hits...went 4-1 with eight saves and a 2.28 ERA (7ERx27.2IP) over 22 games in the first half.
- Finished the year leading Southern League qualified relief pitchers (min. 0.4 IP/league games) in fewest baserunners/9 IP ratio at 10.32...ranked second among same group in lowest batting average (second, .196/40x204) and strikeouts/9 IP ratio (fifth, 10.32)...16 saves ranked tied for fourth in the Southern League.
- Selected by Seattle on Aug. 27 and made Major League debut that same day against Chicago (AL) in relief (1.0,0,0,0,0,1).
- Finished the year with the Mariners, posting a 0.73 ERA (1ERx12.1IP) over 15 games while not factoring into any decisions.
- Did not allow a run over final 10 games of the season, spanning 9.1 IP.
- Held opposing hitters to a combined .205 (51x249) batting average across time with Jackson and Seattle...right-hander batters hit .179 (24x134), while lefties hit .235 (27x115).

2015:

- Spent a full season with Advanced-A Bakersfield (28 GS)...posted a 6-12 record with 134 strikeouts and a 4.07 ERA (67ERx148.1IP).
- Completed the year ranked among the California League leaders in games started (first, 28), shutouts (tied-first, 1), opponent batting average (second, .246/138x560), innings pitched (fourth, 148.1), strikeouts (fourth, 134), and ERA (sixth, 4.07).
- Earned California League Postseason All-Star honors with the Blaze.
- Tossed first career complete game shutout on July 12 at Visalia (9.0,7,0,0,2,6).
- Tied career-high with nine strikeouts on June 4 against Visalia (7.0,5,2,2,1,9,HR).
- Held opposing hitters to a .246 (138x560) batting average...right-hander batters hit .254 (77x303), while lefties hit .237 (61x257).
- Logged a 1-6 record and 5.16 ERA (35ERx61.0IP) at home in Bakersfield, and a 5-6 record with a 3.30 ERA (32ERx87.1IP) on the road.
- Turned in 11 quality starts (6.0+ inning pitched, three or fewer ER) in 28 games...held opponents without an earned run in three separate starts.

2014:

- Began professional career with rookie-level Everett (14 GS), posting a 5-3 record with 66 strikeouts and a 4.36 ERA (32ERx66.0IP).
- Made professional debut on June 17 against Hillsboro (3.0,3,2,2,2,3).
- Earned first career win on July 25 against Boise (6.0,4,1,1,2,5,HR).
- Finished the year ranked third among qualified starting pitchers (min. 0.8 IP/league games) in strikeout/9 IP ratio (9.00).
- Earned the win in five consecutive starts from July 25 - Aug. 18...posted a 3.72 ERA (12ERx29.0IP) over that span while limiting hitters to a .248 (26x105) batting average.
- Limited opposing hitters to a .288 (74x257) batting average...right-handed batters hit .285 (41x144), while lefties hit .292 (33x113).

Personal:

- Daniel Altavilla.
- Graduated from Elizabeth Forward (PA) High School in 2011.
- Attended Mercyhurst (PA) College from 2011-14...won inaugural Brett Tomko Award, given to the NCAA Division II Most Outstanding Pitcher...named the 2014 ABCA/Rawlings Division II Pitcher of the Year.
- Became highest drafted player in Mercyhurst history...highest drafted player in 2014 not from a Division I program.

ALTAVILLA'S CAREER PITCHING RECORD

Year	Team	LG	W-L	ERA	G	GS	CG	SHO	SV	IP	H	R	ER	HR	HB	BB	SO	WP	BK
2014	Everett	NOR	5-3	4.36	14	14	0	0	0	66.0	74	36	32	7	4	32	66	4	0
2015	Bakersfield	CAL	6-12	4.07	28	28	1	1	0	148.1	138	82	67	11	7	53	134	13	2
2016	Jackson	SOU	7-3	1.91	43	0	0	0	16	56.2	40	15	12	3	3	22	65	2	0
	SEATTLE	AL	0-0	0.73	15	0	0	0	0	12.1	11	1	1	0	1	1	10	1	0
Minor Lg Totals			18-18	3.69	85	42	1	1	16	271.0	252	133	111	21	14	107	265	19	2
Major Lg Totals			0-0	0.73	15	0	0	0	0	12.1	11	1	1	0	1	1	10	1	0

TACOMA MANAGERS (1960-PRESENT)

YEAR	MANAGER	TEAM	W-L	PCT.
1978	Mike Ferraro	Yankees	80-57	.584
1960-1962	Red Davis	Giants	259-203	.561
1981-1982, 1984	Ed Nottle	Tigers	231-191	.547
1971	Jim Marshall	Cubs	78-65	.545
2001-2005	Dan Rohn	Rainiers	375-340	.524
1974-1976	Cal Ermer	Twins	224-204	.523
2015-Present	Pat Listach	Rainiers	149-138	.519
1977	Tom Kelly	Twins	28-26	.519
1996-2000	Dave Myers	Rainiers	366-343	.516
2014	Roy Howell	Rainiers	74-70	.514
2006	Dave Brundage	Rainiers	74-70	.514
1965	Bill Werle	Giants	75-72	.510
2013	John Stearns	Rainiers	59-58	.504
1985-1987	Keith Leippman	Tigers	216-213	.503
2007-2013	Daren Brown	Rainiers	433-429	.502
1979-1980	Gene Dusan	Tugs/Tigers	148-147	.502
1963	Andy Gilbert	Giants	79-79	.500
1988-1990	Brad Fischer	Tigers	214-215	.499
1995	Steve Smith	Rainiers	68-76	.472
1964	Charlie Fox	Giants	73-82	.471
2010	Jose Castro	Rainiers	13-15	.464
1991	Jeff Newman	Tigers	63-73	.463
1967-1970	Whitey Lockman	Cubs	269-316	.460
1983	Bob Didier	Tigers	65-77	.458
1973	Kerby Ferrell	Twins	65-79	.451
1977	Del Wilbur	Twins	40-49	.449
1972	Harry Warner	Twins	65-83	.439
1992-1993	Bob Boone	Tigers	125-161	.437
1994	Casey Parsons	Tigers	61-81	.430
1966	Les Peden	Cubs	63-85	.426

FRONT
OFFICE

CHENEY
STADIUM

2017 TRIPLE-A
ALL-STAR GAME

COACHES/STAFF

2017
RAINIERS

2016 SEASON
REVIEW

OPPONENTS

HISTORY &
RECORDS

MEDIA &
MISC.



MATT ANDERSON

BORN: 11/18/1991 IN COLORADO SPRINGS, CO
RESIDES: CLAREMONT, CA

RHP

ACQUIRED: SIGNED AS A NON-DRAFTED FREE AGENT ON AUG. 3, 2012.

HEIGHT: 6' 1" **WEIGHT:** 210 **BATS:** RIGHT **THROWS:** RIGHT **AGE:** 25

AS OF OPENING DAY 2017

ANDERSON'S CAREER SUMMARY

Single-Game

Career High...	IP	H	R	ER	HR	K	BB
	8.0	10	10	9	2 (4x)	9	5
	7/3/14	5/16/14	5/11/14	5/11/14	5/10/13	7/3/14	4/13/13

2016:

- Made 41 relief appearances over a full season with Double-A Jackson...posted a 3-1 record with four saves and a 3.65 ERA (25ERx61.2IP).
- Wrapped up the year ranked third among Southern League qualified relievers (min. 0.4 IP/league games) in lowest walks/9 IP ratio at 2.34...issued just 16 walks over 41 games and 61.2 IP.
- Posted a 3-0 record with a 3.19 ERA (11ERx31.0IP) at home in Jackson, and an 0-1 record with a 4.11 ERA (14ERx30.2IP) on the road.
- Through seven games in August, went 2-0 with one save and a 0.00 ERA (0ERx9.0IP).
- Following an 0-1, 4.54 ERA (18ERx35.2IP) performance prior to the all-star break (21 G), went 3-0 with a 2.42 ERA (7ERx26.0IP) in the second half (20 G).
- Held opposing hitters to a .266 (63x237) batting average...right-handed batters hit .283 (32x113), while lefties hit .250 (31x124).
- Kept opponents scoreless in 28-of-41 appearances...allowed more than one earned run in just five outings.
- Allowed just four earned run over last 14 outings of the season...went 3-0 with two saves and a 1.89 ERA (4ERx19.0IP) over that stretch.

2015:

- Spent majority of the season with Double-A Jackson, posting a 3.90 ERA (29ERx67.0IP) and a 3-5 record in 44 relief appearances (1 GS) with a team-best 10 saves.
- Ranked in the top five qualified relievers in the Southern League in opponent batting average (third, .239/60x251), strikeouts per nine ratio (fifth, 8.49), walks per nine ratio (first, 2.64), and baserunners per nine ratio (third, 11.97).
- Converted 10 of 16 save opportunities with a 4.57 ERA (11ERx21.2IP).
- Held opponents scoreless in 25 of 44 appearances and did not allow an earned run in 27 of 44 appearances...did not allow an earned run in first five appearances of the season (spanning 7.2 IP).
- Held left-handed hitters to a .184 (21x114) batting average...right-handed hitters batted .291 (43x148).
- Made lone start of the season on July 18 at Mobile (2.1,4,2,2,1,2).
- Posted a 2.20 ERA (4ERx16.1IP) through 11 appearances in May.
- Earned first career Triple-A promotion on Sept. 1...made three relief appearances for Tacoma, posing an 11.25 ERA (5ERx4.0IP).

2014:

- Split the season between Double-A Jackson (13 GS) and Advanced-A High Desert (14 G, 7 GS)...combined to go 6-8 with a 4.91 ERA (64ERx117.1IP) and one save.
- Began the season with High Desert, going 3-2 with a 5.23 ERA (19ERx32.2IP) in seven starts.
- Moved to Jackson on May 10...made 13 starts for the Generals, posting a 5.16 ERA (38ERx66.1IP) with a 3-5 record.
- Spent time on the disabled list with a back muscle strain from Aug. 2-8.
- Returned to High Desert on Aug. 8, where he moved to the bullpen...made seven relief appearances to close out the season, going 0-1 with one save and a 3.44 ERA (7ERx18.1IP).
- Combined to hold left-handed hitters to a .251 (51x203) batting average...right-handed hitters batted .295 (76x258).
- Pitched a season-high 8.0 innings on July 3 against Mobile (8.0,8,3,3,1,9,HR)...nine strikeouts are a single-game career high.
- Made nine relief appearances for the Surprise Saguaros in the Arizona Fall League...went 0-1 with a 10.80 ERA (16ERx13.1IP).

2013:

- Split season between Single-A Clinton (16 GS) and Advanced-A High Desert (10 GS)...combined to go 6-10 with a 4.61 ERA (70ERx136.2IP).
- Began season with Clinton, posting a 4-6 record with a 3.86 ERA (37ERx86.1IP) in 16 starts.

ANDERSON (CONTINUED)

2013 (continued):

- Made nine starts of 6.0+ IP with Clinton, including eight quality starts (6.0+ IP, fewer than 3 ER allowed).
- Went 2-1 with a 1.76 ERA over final seven starts with Lumber Kings...opponents hit .227 (36x158) over that span.
- Accumulated a 2-1 record with a 1.86 ERA (6ERx29.0IP) in five June starts.
- Promoted to High Desert on July 11, went 2-4 with a 5.90 ERA (33ERx50.1IP) in 10 starts.
- Combined to hold left-handed hitters to a .235 (55x234) batting average...right-handed hitters batters .244 (71x291).

2012:

- Spent first professional season with AZL Mariners (6 G)...posted a 2-0 record with a 0.00 ERA (0ERx8.2IP) in six relief appearances.
- Surrendered only two hits to opposing batters, posting a .074 opponent batting average (2x27).
- Made professional debut in relief on Aug. 11 at AZL Giants (1.0,1,0,0,0,3).
- Recorded first professional win on Aug. 21 against the AZL Cubs (1.2,1,0,0,1,2).

Personal:

- Matthew Mark Anderson.
- Originally selected by the Florida Marlins in the 41st round of the 2011 draft, but did not sign.
- Graduated from Claremont (CA) High School in June of 2008.
- Graduated from Chaffey College (Rancho Cucamonga, CA) in 2011...named Foothill Conference MVP as a freshman in 2010 at Chaffey College...attended Long Beach State in 2012.

ANDERSON'S CAREER PITCHING RECORD

Year	Team	LG	W-L	ERA	G	GS	CG	SHO	SV	IP	H	R	ER	HR	HB	BB	SO	WP	BK
2012	AZL Mariners	AZL	2-0	0.00	6	0	0	0	0	8.2	2	0	0	0	0	2	12	1	0
2013	Clinton	MID	4-6	3.86	16	16	0	0	0	86.1	79	41	37	8	2	26	54	5	0
	High Desert	CAL	2-4	5.90	10	10	0	0	0	50.1	47	38	33	8	6	28	43	3	0
2014	Jackson	SOU	3-5	5.16	13	13	0	0	0	66.1	80	44	38	5	2	14	45	5	0
	High Desert	CAL	3-3	4.59	14	7	0	0	1	51.0	47	26	26	4	1	19	46	1	0
2015	Jackson	SOU	3-5	3.90	44	1	0	0	10	67.0	64	35	29	5	4	23	63	9	0
	Tacoma	PCL	0-0	11.25	3	0	0	0	0	4.0	4	5	5	1	0	2	4	0	0
2016	Jackson	SOU	3-1	3.65	41	0	0	0	4	61.2	63	26	25	2	2	16	56	4	0
Minor Lg Totals			20-24	4.39	147	47	0	0	15	395.1	386	215	193	33	17	130	323	28	0

FRONT
OFFICE

CHENEY
STADIUM

2017 TRIPLE-A
ALL-STAR GAME

COACHES/STAFF

2017
RAINIER

2016 SEASON
REVIEW

OPPONENTS

HISTORY &
RECORDS

MEDIA &
MISC.



JONATHAN ARO

RHP

BORN: 10/10/1990 IN LA VEGA, DR
RESIDES: LA VEGA, DR

ACQUIRED: IN A TRADE WITH BOSTON ALONG WITH TEAMMATE WADE MILEY (LHP) IN EXCHANGE FOR CARSON SMITH (RHP) AND ROENIA ELIAS (LHP) ON DEC. 7, 2015.

HEIGHT: 6' 0" **WEIGHT:** 235 **BATS:** RIGHT **THROWS:** RIGHT **AGE:** 26

AS OF OPENING DAY 2017

ARO'S CAREER SUMMARY

Single-Game

Career High...	IP	H	R	ER	HR	K	BB
	6.2	10	8	7	2	6 (6x)	3 (5x)
	8/3/11	7/4/12	7/15/11	7/15/11	6/28/12	4/15/15	7/19/14

2016:

- Logged most of the season with Tacoma (24 G, 1 GS), while also making one relief appearance with Seattle (1 G)...combined to go 3-2 with one save and a 2.43 ERA (10ERx37.0IP).
- Made only appearance of the year with the Mariners on June 20at Detroit (0.2,1,0,0,1,0).
- Spent time on the Rainiers 7-day disabled list from July 1 – Sep. 20.
- Sported a 2-0 record with one save and a 0.56 ERA (1ERx16.0IP) at home in Tacoma, while going 1-2 with a 3.98 ERA (9ERx20.1IP) on the road.
- Made one start for the Rainiers on May 31 against Salt Lake (4.0,1,0,0,0,2)...first start since Aug. 30, 2014 for Advanced-A Salem (5.0,3,0,0,2,6).
- Limited opposing hitters to a .221 (29x131) batting average...right-handed batters hit .200 (16x80), while lefties hit .255 (13x51).
- Held opponents without an earned run in 17-of-24 outings...allowed more than one earned run only once.

2015:

- Spent majority of the season with Triple-A Pawtucket (26 G)...also spent time with Double-A Portland (8 G) and Boston (6 G)...combined to go 3-4 with a 3.52 ERA (33ERx84.1IP) and two saves.
- Began the year with Portland, going 3-2 with a 2.82 ERA (7ERx22.1IP) through eight relief appearances.
- Recorded a season-high six strikeouts in a 3.0-inning appearance against New Britain on April 15 (3.0,2,1,1,2,6).
- Promoted to Triple-A Pawtucket on May 14...made a total of 26 relief appearances for Pawtucket between four separate stints...posted a 0-1 record with a 3.14 ERA (18ERx51.2IP) and two saves.
- Held opponents scoreless in 17-of-26 appearances with Pawtucket, including 13 outings of 2.0+ IP.
- Limited right-handed hitters in the International League to a .212 (25x118) batting average...left-handed hitters batted .247 (18x73).
- Recorded nine consecutive scoreless outings (20.1 IP) with Pawtucket between May 21 – July 4...held opposing hitters to a .145 (10x69) batting average while striking out 28 and issuing three walks during the streak.
- Earned first Major League promotion on June 25 and made first ML appearance that same day against Baltimore (1.1,4,1,1,0,2).
- Made a total of six relief appearances for Boston across four stints...combined to go 0-1 with a 6.97 ERA (8ERx10.1IP).

2014:

- Split season between Single-A Greenville (25 G) and Advanced-A Salem (7 G, 1 GS)...combined to post a 3-3 record with a 2.16 ERA (21ERx87.1IP) and eight saves.
- Opened the season with Greenville, posting a 1-3 record with a 2.27 ERA (17ERx67.1IP) and seven saves across 25 relief appearances.
- Named a South Atlantic League Mid-Season All-Star while with Greenville...posted a 1.76 ERA (8ERx41.0IP) in the first half.
- Recorded a 0.42 ERA (1 ERx21.1IP) through six appearances in May.
- Held opponents scoreless in 15-of-25 appearances...allowed more than two earned runs just once, on July 19 against Asheville (4.0,5,6,5,3,0).
- Promoted to Salem on July 29...posted a 2-0 record and a 1.80 ERA (4ERx20.0IP) across seven appearances (one start) in Pawtucket.
- Made only start of the season Aug. 30 at Wilmington (5.0,3,0,0,2,6).
- Combined to hold opposing hitters to a .203 (64x315) batting average.
- Ranked second among Boston minor leaguers with a 2.16 season ERA (minimum 80.0 IP).

ARO (CONTINUED)

2013:

- Spent entire season with short-season Lowell...notched a career-best five wins with a 2.14 ERA (13ERx54.2IP) with three saves in 15 appearances (one start).
- Went 3-0 with three saves and a 1.66 ERA (4ERx21.2IP) across six consecutive relief appearances from July 30 - Aug. 27.
- Made one start on July 2 against Connecticut (5.2,2,1,0,1,2).
- Held opposing hitters to a .222 (44x198) batting average...right-handed hitters batted .180 (18x100) while lefties hit .265 (26x98).
- Finished ranked fourth on the Spinners with 49 strikeouts, tied for first with 15 appearances, and fifth with 54.2 IP.

2012:

- Played entire year with GCL Red Sox (11 G, 4 GS), posting a 3-4 record with a 4.66 ERA (20ERx38.2IP).
- Tossed 5.0 innings in three outings (one start), earning the win in each...posted a 1.20 ERA (2ERx15.0IP) in those games.
- Allowed opposing hitters to bat .294 (45x153)...left-handed batters hit .278 (15x54), while righties hit .303 (30x99).

2011:

- Played first professional season with DSL Red Sox (9 G, 6 GS)...posted a 2-2 record with a 3.06 ERA (16ERx47.0IP).
- Made professional debut on June 26 at DSL Dodgers (4.0,4,3,3,0,5,HR).
- Pitched a season-high 6.2 innings on Aug. 3 at DSL Dodgers (6.2,2,2,1,1,6).
- Recorded an 0-1 record and a 7.30 ERA (10ERx12.1IP) as a reliever...went 2-1 with a 1.56 ERA (6ERx34.2IP) as a starter.

Personal:

- Jonathan Arturo Aro (AH-ro).
- Originally signed by Red Sox as a non-drafted free agent, June 6, 2011.

ARO'S CAREER PITCHING RECORD

Year	Team	LG	W-L	ERA	G	GS	CG	SHO	SV	IP	H	R	ER	HR	HB	BB	SO	WP	BK
2011	DSL Red Sox	DSL	2-2	3.06	9	6	0	0	0	47.0	41	22	16	1	6	4	38	2	0
2012	GCL Red Sox	GCL	3-4	4.66	11	4	0	0	0	38.2	45	21	20	4	0	9	34	5	0
2013	Lowell	NYP	5-3	2.14	15	1	0	0	3	54.2	44	17	13	2	2	12	49	1	0
2014	Greenville	SAL	1-3	2.27	25	0	0	0	7	67.1	52	27	17	3	2	22	74	2	0
	Salem	CAR	2-0	1.80	7	1	0	0	1	20.0	12	6	4	1	1	7	24	1	0
2015	Portland	EAS	3-2	2.82	8	0	0	0	0	22.1	15	12	7	0	1	8	19	0	0
	Pawtucket	INT	0-1	3.14	26	0	0	0	2	51.2	43	18	18	2	4	10	53	0	0
	BOSTON	AL	0-1	6.97	6	0	0	0	0	10.1	15	8	8	2	0	4	8	0	0
2016	SEATTLE	AL	0-0	0.00	1	0	0	0	0	0.2	1	0	0	0	0	1	0	0	0
	Tacoma	PCL	3-2	2.48	24	1	0	0	1	36.1	29	13	10	2	0	10	25	1	0
Minor Lg Totals			19-17	2.80	125	13	0	0	14	338.0	281	136	105	15	16	82	316	12	0
Major Lg Totals			0-1	6.55	7	0	0	0	0	11.0	16	8	8	2	0	5	8	0	0

FRONT
OFFICE

CHENEY
STADIUM

2017 TRIPLE-A
ALL-STAR GAME

COACHES/STAFF

2017
RAINIERS

2016 SEASON
REVIEW

OPPONENTS

HISTORY &
RECORDS

MEDIA &
MISC.



NEVIN ASHLEY

C

BORN: 08/14/1984 IN VINCENNES, IN
RESIDES: EVANSVILLE, IN

ACQUIRED: SIGNED AS A MINOR LEAGUE FREE AGENT ON JAN. 28, 2017.

DRAFTED: SELECTED BY TAMPA BAY IN THE SIXTH ROUND OF THE 2006 DRAFT.

HEIGHT: 6' 1" **WEIGHT:** 215 **BATS:** RIGHT **THROWS:** RIGHT **AGE:** 32

AS OF OPENING DAY 2017

ASHLEY'S CAREER SUMMARY

Single-Game

Career High...	R	H	2B	3B	HR	RBI	SB
	3 (3x)	4 (7x)	3	1 (27x)	2	5 (4x)	3
	5/22/15	5/14/13	8/1/06	8/8/15	8/14/07	6/28/16	8/16/09

2016:

- Logged time with Triple-A Las Vegas (63 G) and Triple-A Round Rock (3 G)...combined to hit .232 (41x177) with 28 R, 10 2B, 5 HR, 29 RBI, and 1 SB.
- Played majority of the season with 51s, hitting .240 (40x167) with 26 R, 10 2B, 5 HR, 28 RBI, and 1 SB over 63 games with the club.
- Spent time on the 7-day disabled list from April 7-16 with a toe bruise.
- Made first career pitching appearance with Las Vegas on July 19 at Omaha (1.0,3,2,2,1,0).
- Posted a season-high 5 RBI on June 28 against Sacramento (2x4, R, HR, 5 RBI).
- Hit .317 (13x41) with 10 R, 2 2B, 1 HR, and 5 RBI over 13 games in May.
- Traded from New York NL to Texas in exchange for cash considerations on Aug. 31...reported to Round Rock on Sept. 1 and spent the remainder of the year with the Express.
- Hit .100 (1x10) with 2 R and 1 RBI over three games with Round Rock to close out the season.
- Combined to throw out 26.5% (36 SB, 13 CS) of attempted base stealers across time with Las Vegas and Round Rock.

2015:

- Spent time with Triple-A Colorado Springs (94 G) and Milwaukee (12 G)...combined to hit .294 (105x357) with 54 R, 15 2B, 4 3B, 8 HR, and 62 RBI.
- Logged a full PCL season with the Sky Sox, hitting .306 (103x337) with 52 R, 14 2B, 4 3B, 8 HR, and 61 RBI over 94 games.
- Finished the year ranked third on the Sky Sox with 61 RBI and fourth with 32 walks.
- Ranked second in the Pacific Coast League at the end of the season with a 33.3% (56 SB, 28 CS) caught stealing rate.
- Selected by Milwaukee on Sept. 8 and made Major League debut the next day on Sept. 9 at Miami, going 1-for-2 with 1 2B, and 1 RBI.
- Over 12 games with the Brewers, hit .100 (2x20) with 2 R, 1 2B, and 1 RBI.
- Combined to gun down 33.3% (58 SB, 29 CS) of would-be base stealers over time with Colorado Springs and Milwaukee.
- Named a MiLB.com Organizational All-Star following the season.

2014:

- Registered an entire season with Triple-A Indianapolis (70 G)...hit .246 (50x203) with 21 R, 12 2B, 1 3B, 2 HR, and 24 RBI.
- Logged 11 multi-hit games, including four three-hit performances...drove in multiple runs four times, including a season-high 4 RBI game on June 21 at Norfolk (3x4, R, 2 2B, 3B, 4 RBI, BB).
- Hit .299 (20x67) while facing left-handed pitchers...hit .221 (30x136) against righties.
- Threw out 37.5% (25 SB, 15 CS) of attempted base stealers.
- Invited to Pittsburgh Major League Spring Training camp...hit .154 (2x13) over 12 ST games.

2013:

- Played in 80 games with Triple-A Louisville in first season with Cincinnati organization/first career season outside Tampa Bay farm system...hit .235 (56x238) with 28 R, 13 2B, 1 3B, 6 HR, 28 RBI, and 4 SB.
- Owned 14 multi-hit performances, including a season-best four-hit game on May 14 at Charlotte (4x4, 2 R, 2B, HR, RBI).
- Combined to hit .333 (30x90) with 16 R, 9 2B, 1 3B, 3 HR, and 12 RBI across 29 games in May and June.
- Hit .288 (42x146) prior to the all-star break, while hitting just .152 (14x92) after the break.
- Threw out 26.2% (45 SB, 16 CS) of would-be base stealers during the year.
- Non-roster invitee to Reds Major League Spring Training.

ASHLEY (CONTINUED)

2012:

- Posted games with Triple-A Durham (35 G) and rookie-level GCL Rays (15 G)...combined to hit .271 (42x155) with 24 R, 9 2B, 1 3B, 6 HR, 18 RBI, and 3 SB.
- Opened and closed out the year with Durham, hitting .245 (27x110) with 18 R, 6 2B, 1 3B, 5 HR, 13 RBI, and 1 SB over two stints with the club.
- Placed on the 7-day disabled list on April 28 and activated from disabled list on July 22.
- Sent on rehab assignment to GCL Rays on July 2 and played in 15 games, hitting .333 (15x45) with 6 R, 3 2B, 1 HR, 5 RBI, and 2 SB.
- Threw out a combined 17.4% (19 SB, 4 CS) of attempted base stealers across time with Durham and GCL Rays.

2011:

- Registered time with Double-A Montgomery (80 G) and Triple-A Durham (32 G), hitting a combined .263 (100x380) with 44 R, 16 2B, 3 3B, 8 HR, 48 RBI, and 2 SB...posted a career-high mark in doubles.
- Opened the year with Montgomery, hitting .280 (78x279) with 35 R, 15 2B, 2 3B, 6 HR, 33 RBI, and 2 SB across 80 games with the Biscuits.
- Promoted to Durham on July 18 and spent the remainder of the year with the Bulls, hitting .218 (22x101) with 9 R, 1 2B, 1 3B, 2 HR, and 15 RBI.
- Combined to throw out 39.8% (50 SB, 33 CS) of would-be base stealers.
- Played in the Dominican Winter League following the season.

2010:

- Posted playing time with Double-A Montgomery (92 G) and a short stint with Triple-A Durham (7 G)...combined to hit .249 (91x365) with 51 R, 14 2B, 3 3B, 8 HR, 47 RBI, and 5 SB.
- Spent majority of the season with Montgomery, hitting .255 (87x341) with 49 R, 14 2B, 3 3B, 7 HR, 45 RBI, and 4 SB over 92 games with the Biscuits.
- Finished the year ranked first among Southern League catchers with a .992 fielding percentage.
- Promoted to Durham on Aug. 29 and hit .167 (4x24) with 2 R, 1 HR, 2 RBI, and 1 SB over seven games with the Bulls to finish the season.
- Threw out 40.0% (54 SB, 36 CS) of attempted base stealers across time with Montgomery and Durham.
- Traveled with Tampa Bay as a reserve catcher during the team's ALDS series.

2009:

- Played in a total of 97 games for Double-A Montgomery (35 G) and Advanced-A Charlotte (62 G)...combined to hit .230 (73x318) with 32 R, 14 2B, 4 3B, 3 HR, 36 RBI, and 7 SB.
- Started the season with Charlotte and logged two stints with the club, hitting a combined .240 (48x200) with 22 R, 7 2B, 3 3B, 2 HR, 21 RBI, and 7 SB across 62 games.
- Named to Florida State League Mid-Season All-Star team...did not participate in all-star game.
- First promoted to Montgomery on June 3 and played in 35 games for the Biscuits, hitting .212 (25x118) with 10 R, 7 2B, 1 3B, 1 HR, and 15 RBI...transferred back to Charlotte on July 30.
- Threw out a career-best 47.5% (53 SB, 48 CS) of would-be base stealers across the course of the full season.

2008:

- Registered a full year with Advanced-A Vero Beach (102 G), hitting .235 (77x327) with 37 R, 12 2B, 1 3B, 4 HR, 26 RBI, and 5 SB.
- Logged 13 multi-hit games, including a trio of three-hit contests and one four-hit performance...drove in multiple RBI in five separate games.
- Hit a season-best .274 (17x62) across 18 games in June.
- Threw out 26.0% (74 SB, 26 CS) of attempted base stealers.

2007:

- Logged time in a career-high 119 games for Single-A Columbus...hit .280 (120x429) with 76 R, 13 2B, 8 3B, 12 HR, 60 RBI, and 20 SB...set career-high marks in runs, hits, triples, home runs, RBI, and stolen bases.
- Named to South Atlantic League Mid-Season All-Star team...started at catcher for the South and went 1-for-2 at the plate in the all-star game.
- Led all minor league catchers with 20 stolen bases.
- Threw out 32.6% (60 SB, 29 CS) of would-be base stealers.

2006:

- Began professional career with rookie-level Princeton (47 G), hitting .333 (51x153) with 25 R, 8 2B, 1 3B, 4 HR, 28 RBI, and 7 SB.
- Named to Appalachian League Post-Season All-Star team...selected as a Rookie All-Star by Baseball America following the season.
- Led the Appalachian League with a .440 on-base percentage.
- Made pro debut on June 22 against Pulaski (0x4)...logged first career hit in fourth game on June 30 at Burlington (1x3, R, HR, RBI).
- Threw out 52.2% (11 SB, 12 CS) of attempted base stealers.

Personal:

- Nevin Robert Ashley.
- Graduated from North Knox (IN) High School...played baseball and football...honor student and three-time class president.
- Played collegiately at Indiana State University from 2004-06...posted a career batting average of .333 (163x490) with 84 R, 21 2B, 14 3B, 12 HR, and 97 RBI...named First-Team All-Missouri Valley Conference in 2006.
- Wife, Ashley, goes by full name of Ashley Ashley...owns photography studio, A2 Photography.

FRONT
OFFICE

CHENEY
STADIUM

2017 TRIPLE-A
ALL-STAR GAME

COACHES/STAFF

2017
RAINERS

2016 SEASON
REVIEW

OPPONENTS

HISTORY &
RECORDS

MEDIA &
MISC.

ASHLEY'S CAREER PLAYING RECORD

Year	Team	LG	AVG	G	AB	R	H	2B	3B	HR	RBI	BB	SO	SB	CS	OBP	SLG	SF	SAC	HP
2006	Princeton	APP	.333	47	153	25	51	8	1	4	28	21	40	7	3	.440	.477	1	1	9
2007	Columbus	SAL	.280	119	429	76	120	13	8	12	60	49	92	20	8	.354	.431	7	1	4
2008	Vero Beach	FSL	.235	102	327	37	77	12	1	4	26	49	79	5	6	.348	.315	1	1	8
2009	Montgomery	SOU	.212	35	118	10	25	7	1	1	15	18	31	0	0	.331	.314	0	0	3
	Charlotte	FSL	.240	62	200	22	48	7	3	2	21	22	47	7	4	.343	.335	3	0	11
2010	Montgomery	SOU	.255	92	341	49	87	14	3	7	45	34	76	4	2	.333	.375	6	1	9
	Durham	INT	.167	7	24	2	4	0	0	1	2	1	7	1	0	.200	.292	0	1	0
2011	Montgomery	SOU	.280	80	279	35	78	15	2	6	33	36	66	2	3	.387	.412	2	1	14
	Durham	INT	.218	32	101	9	22	1	1	2	15	5	29	0	1	.273	.307	1	2	3
2012	GCL Rays	GCL	.333	15	45	6	15	3	0	1	5	7	6	2	0	.434	.467	0	0	1
	Durham	INT	.245	35	110	18	27	6	1	5	13	15	25	1	1	.357	.455	0	1	4
2013	Louisville	INT	.235	80	238	28	56	13	1	6	28	31	59	4	1	.328	.374	2	4	3
2014	Indianapolis	INT	.246	70	203	21	50	12	1	2	24	22	41	0	0	.332	.345	2	2	5
2015	Col. Springs	PCL	.306	94	337	52	103	14	4	8	61	32	72	0	2	.374	.442	4	1	7
	MILWAUKEE	NL	.100	12	20	2	2	1	0	0	1	0	8	0	0	.143	.150	0	0	1
2016	Las Vegas	PCL	.240	63	167	26	40	10	0	5	28	27	45	1	1	.350	.389	3	0	3
	Round Rock	PCL	.100	3	10	2	1	0	0	0	1	0	3	0	0	.250	.100	0	0	2
Minor Lg Totals			.261	936	3082	418	804	135	27	66	405	369	718	54	32	.353	.386	32	16	86
Major Lg Totals			.100	12	20	2	2	1	0	0	1	0	8	0	0	.143	.150	0	0	1



STEVE BARON

BORN: 12/07/1990 IN MIAMI, FL
RESIDES: MIAMI, FL

C

ACQUIRED: SELECTED BY SEATTLE IN THE FIRST ROUND (33RD OVERALL) IN THE 2009 DRAFT.

HEIGHT: 6' 0" **WEIGHT:** 205 **BATS:** RIGHT **THROWS:** RIGHT **AGE:** 26

AS OF OPENING DAY 2017

BARON'S CAREER SUMMARY

Single-Game Career High...	R	H	2B	3B	HR	RBI	SB
	3 (5x)	4 (2x)	2 (8x)	1 (13x)	1 (26x)	4 (3x)	2
	6/18/15	6/18/15	7/5/15	5/4/16	8/1/16	7/3/15	4/24/12

2016:

- Posted nearly a full season with Double-A Jackson (66 G)...also made an appearance in one game defensively with Tacoma without logging a plate appearance...hit .280 (65x232) with 35 R, 7 2B, 1 3B, 3 HR, 22 RBI, and 3 SB.
- Recorded a .311 (55x177) batting average against right-handed pitchers, while hitting just .182 (10x55) against lefties.
- Strung together a season-high eight-game hitting streak from July 12-23...hit .393 (11x28) with 2 2B during that stretch.
- Opened the year hitting .302 (16x53) with 7 R, 3 2B, and 11 RBI through 15 games in April.
- Joined the Rainiers for one game on July 1 against Las Vegas, catching 2.0 innings without recording a plate appearance.
- Threw out 28.8% (47 SB, 19 CS) of attempted base stealers.

2015:

- Divided season between Double-A Jackson (35 G), Tacoma (53 G), and Seattle (4 G)...combined to hit .255 (77x306) with 44 R, 17 2B, 1 3B, 3 HR, 33 RBI, 30 BB, and 7 SB.
- Began the year with Jackson, hitting .243 (26x107) with 17 R, 5 2B, 1 3B, 13 RBI, 20 BB, and 3 SB.
- Promoted to Tacoma on June 4, hit .277 (51x184) with 27 R, 12 2B, 3 HR, 20 RBI, 10 BB, and 4 SB with the Rainiers.
- Produced a season-high eight-game hitting streak from June 30 - July 10...hit .600 (12x20) with 7 R, 3 2B, HR, and 8 RBI during the streak.
- Hit .314 (27x86) with 15 R, 6 2B, 6 RBI in 24 road PCL games...hit .245 (24x98) with 12 R, 6 2B, 3 HR, 14 RBI at home.
- Earned first Major League promotion on Sep. 8...made Major League debut on Sep. 9 against Texas (0x4), catching a one-hit shutout... first Mariners catcher to catch a shutout in his ML debut... first player to catch a one-hitter in his debut since Boston's Russ Gibson (April 14, 1967 at NYY).
- Played in four games with Seattle to close out the season...did not record a hit in 11 AB.
- Combined to throw out 27.0% (54 SB, 20 CS) of base stealers.
- Named best defensive catcher in the Mariners organization by Baseball America prior to 2015 season.

2014:

- Opened season with Advanced-A High Desert (39 G)...hit .254/.308/.359 (36x142) with 18 R, 10 2B, 1 3B, 1 HR, 23 RBI, 10 BB, 3 SB.
- Recorded 13 multi-hit games, including one three-hit game on Apr. 4 against Inland Empire.
- Batted .298 (14x47) with RISP with 5 2B, 21 RBI, 5 BB.
- Threw out 44% of base stealers with High Desert (24 CS, 30 SB).
- Promoted to Double-A Jackson on July 8...in 21 games he hit .275/.342/.362 (19x69) with 5 R, 4 2B, 1 3B, 6 RBI, 7 BB, 1 SB.
- Season-high seven-game hitting streak came Aug. 6-16...went 12x26 (.462) with 2 R, 3 2B, 3 RBI, 1 BB, 1 SB.
- Threw out 50% of base stealers with Jackson (6 CS, 6 SB).
- Strained right hamstring put him on the disabled on Aug. 18, ending his season.

2013:

- Spent entire season with Advanced-A High Desert (86 G)...hit .208/.247/.338 (69x331) with 31 R, 18 2B, 5 3B, 5 HR, 47 RBI, 18 BB, 7 SB...tied-career-high mark in doubles, career-high marks in triples, home runs, RBI, and walks.
- Recorded 17 multi-hit games, including four three-hit games...14 multi-RBI games, including five three-RBI games and one four-RBI game on Aug. 9 against Lancaster (3x7 with 2 R, 1 2B, 1 3B).
- Hit .232/.276/.347 (22x95) with RISP with 5 2B, 3 3B, 39 RBI.
- Season-high seven-game hitting streak came Apr. 13-26...went 10x30 (.333) with 4 R, 3 2B, 1 3B, 10 RBI, 2 BB.
- Threw out 41% of base stealers (44 CS, 64 SB).

FRONT
OFFICE

CHENEY
STADIUM

2017 TRIPLE-A
ALL-STAR GAME

COACHES/STAFF

2017
RAINIERS

2016 SEASON
REVIEW

OPPONENTS

HISTORY &
RECORDS

MEDIA &
MISC.

BARON (CONTINUED)

2012:

- Spent the year with Single-A Clinton...in 64 games hit .241 (60x249) with 29 R, 18 2B, 2 3B, 4 HR, 30 RBI, 13 BB, 10 SB...career-high mark in stolen bases.
- Recorded season-high hitting streak from June 4-22...hit .486 (17x35) with 5 R, 4 2B, 1 3B, 2 HR, 7 RBI).
- Notched 18 multi-hit games, including one three-hit game and one four-hit game on May 28 at Burlington (4x5, 1 run, 1 2B, 1 HR, 4 RBI)...five multi-RBI games.
- Smacked two doubles in four games.
- Hit .261 (18x69) with RISP with 3 2B, 1 3B, 2 HR, 27 RBI.
- Threw out 48% of base stealers (31 CS, 34 SB).

2011:

- Split time between Single-A Clinton (57 G) and Advanced-A High Desert (5 G)...combined to hit .196 (42x214) with 20 R, 14 2B, 4 HR, 21 RBI, 18 BB, 6 SB.
- Opened season with Clinton, playing in 57 games and hitting .197 (39x198) with 13 2B, 4 HR, 20 RBI, 17 BB, 6 SB.
- Spent time on the disabled list three times...June 15-24 (right hand contusion)...July 2 – Aug. 21 (left wrist sprain)...Aug. 27 – end of season (right shin infection).
- Combined to throw out 44% of base stealers (40 CS, 50 SB).

2010:

- Split his second season between Single-A Clinton (45 G) and short-season Everett (53 G).
- Began sophomore campaign with Clinton...hit .182 (28x154) with 10 R, 3 2B, 1 HR, 14 RBI, 10 BB, 1 SB.
- Began season hot, hitting .235 (12x51) in April with 2 2B, 1 HR and 9 RBI.
- Threw out 42% of base stealers (27 CS, 37 SB).
- Sent to Everett in June and hit .253 (50x198) with 18 R, 12 2B, 2 3B, 3 HR, 22 RBI, 6 BB, 1 SB.
- Threw out 49% of base stealers (36 CS, 38 SB).
- Named a Northwest League All-Star for his performance with Everett.
- Played in five playoff games and hit .300 (6x20).

2009:

- Played first professional season with rookie-level Pulaski Mariners...in 30 games, hit .179 (19x106) with 12 R, 6 2B, 2 HR, 13 RBI, 7 BB.
- Made professional debut on July 16 against Burlington...went 0-for-3 with 2 R, 1 RBI, 1 BB.

Personal:

- Steven Phillip Baron.
- Graduated from John A. Ferguson (Miami, FL) High School in 2009.

BARON'S CAREER PLAYING RECORD

Year	Team	LG	AVG	G	AB	R	H	2B	3B	HR	RBI	BB	SO	SB	CS	OBP	SLG	SF	SAC	HP
2009	Pulaski	APP	.179	30	106	12	19	6	0	2	13	7	38	0	0	.241	.292	1	0	2
2010	Clinton	MID	.182	45	154	10	28	3	0	1	14	10	47	1	1	.229	.221	2	1	0
	Everett	NOR	.253	53	198	18	50	12	2	3	22	6	60	1	0	.282	.379	0	3	2
2011	Clinton	MID	.197	57	198	17	39	13	0	4	20	17	49	6	3	.266	.323	1	1	2
	High Desert	CAL	.188	5	16	3	3	1	0	0	1	1	6	0	0	.222	.250	1	1	0
2012	Clinton	MID	.241	64	249	29	60	18	2	4	30	13	49	10	1	.280	.378	4	3	2
2013	High Desert	CAL	.208	86	331	31	69	18	5	5	47	18	93	7	0	.247	.338	3	1	0
2014	High Desert	CAL	.254	39	142	18	36	10	1	1	23	10	27	3	1	.308	.359	4	0	3
	Jackson	SOU	.275	21	69	5	19	4	1	0	6	7	12	1	1	.342	.362	0	0	0
2015	Jackson	SOU	.243	35	107	17	26	5	1	0	13	20	27	3	0	.362	.308	0	1	0
	Tacoma	PCL	.277	53	184	27	51	12	0	3	20	10	38	4	1	.316	.391	1	1	1
2015	SEATTLE	AL	.000	4	11	0	0	0	0	0	0	0	2	0	0	.000	.000	0	0	0
	Jackson	SOU	.280	66	232	35	65	7	1	3	22	34	54	3	1	.377	.358	0	1	2
Minor Lg Totals			.234	554	1986	222	465	109	13	26	231	153	500	39	9	.291	.341	17	13	14
Major Lg Totals			.000	4	11	0	0	0	0	0	0	0	2	0	0	.000	.000	0	0	0



CHRISTIAN BERGMAN

BORN: 05/04/1988 IN GLENDALE, CA
RESIDES: THE WOODLANDS, TX

RHP

ACQUIRED: SIGNED AS A MINOR LEAGUE FREE AGENT ON DEC. 1, 2016.

DRAFTED: SELECTED BY COLORADO IN THE 24TH ROUND OF THE 2010 DRAFT.

HEIGHT: 6' 1" WEIGHT: 195 BATS: RIGHT THROWS: RIGHT AGE: 28

AS OF OPENING DAY 2017

BERGMAN'S CAREER SUMMARY

Single-Game Career High...	IP	H	R	ER	HR	K	BB
	9.0 (3x)	11 (5x)	10	10	5	8 (2x)	5
	8/2/13	9/28/14	8/19/12	8/19/12	5/31/13	6/24/12	8/29/14

- 2016:
- Divided the season between Triple-A Albuquerque (10 GS) and Colorado (15 G, 1 GS)...combined to go 4-6 with a 5.19 ERA (44ERx76.1IP).
 - Broke camp with Colorado and went 1-3 with an 8.39 ERA (23ERx24.2IP) over four stints with the Rockies.
 - Spent time on the Rockies 15-day disabled list from May 20 – July 10 with a strained left oblique.
 - Over four separate groups of time with Albuquerque, posted a 3-3 record with a 3.66 ERA (21ERx51.2IP).
 - Combined to hold opposing hitters to a .298 (91x305) batting average across time with the Rockies and Isotopes...right-handed batters hit .326 (59x181), while lefties hit .258 (32x124).
 - Logged a total of 14 at-bats over the course of the season, hitting a combined .214 (3x14) with 2 RBI.

- 2015:
- Spent the majority of the season with Colorado (30 G, 4 GS), but also logged a pair of starts with Triple-A Albuquerque...combined to go 3-1 with a 4.42 ERA (36ERx73.1IP).
 - Opened the year with Colorado and made 14 appearances with a 4.18 ERA (15ERx32.1IP) before being optioned to Albuquerque on June 11.
 - Made one start for the Isotopes on June 15 against El Paso (3.0,1,0,0,0,4) before being recalled by Colorado on June 18.
 - Spent time on the disabled list from June 30 (retro: June 29) – July 28 with right shoulder inflammation...made one rehab start with Albuquerque on July 28 against Salt Lake (2.0,1,0,0,2,2).
 - Held opponents scoreless in 14-of-30 appearances for the Rockies...allowed more than one earned run on seven occasions.

- 2014:
- Logged time with Double-A Tulsa (2 GS), Triple-A Colorado Springs (15 GS), and Colorado (10 GS)...combined to go 8-11 with a 4.73 ERA (82ERx156.0IP).
 - Opened the year with Colorado Springs, making 12 starts and going 4-4 with a 3.84 ERA (32ERx75.0IP) before being selected by Colorado on June 9.
 - Made Major League debut in a start on June 9 against Atlanta (6.0,6,2,2,2,4)...took the loss.
 - Placed on 60-day disabled list with a fractured left hand after making three starts for the Rockies.
 - Sent on rehab assignments to Double-A Tulsa, going 0-1 with a 3.00 ERA (3ERx9.0IP) through two starts, and Colorado Springs, going 1-1 with a 5.71 ERA (11ERx17.1IP) over three starts.
 - Activated from the disabled list and returned to the Rockies Aug. 24...made seven starts for Colorado to close out the year, going 3-3 with a 5.45 ERA (24ERx39.2IP).
 - Earned first career Major League win on Aug. 24 against Miami (6.1,9,4,4,2,1).
 - Named to the 2014 Arizona Fall League Rising Stars roster.

- 2013:
- Posted a full campaign with Double-A Tulsa (27 GS)...went 8-7 with a 3.37 ERA (64ERx171.0IP) and one complete game shutout.
 - Tossed third career complete game shutout on Aug. 2 at Northwest Arkansas (9.0,3,0,0,3,6).
 - Led Texas League with 171.0 innings pitched...ranked among league leaders in WHIP (third, 1.08), games started (tied-second, 27), and ERA (fourth, 3.37)...ranked among league leading qualified starting pitchers (min. 0.8 IP/league games) in lowest BB/9 IP ratio (first, 1.16) and fewest baserunners/9 IP ratio (second, 10.00).
 - Named to Texas League mid-season and post-season all-star teams...did not pitch in all-star game.
 - Selected as Texas League Pitcher of the Week for July 29 – Aug. 5...went 1-0 in two starts and allowed just 11 hits across 15.0 IP, including a complete game, three-hit shutout on Aug. 2.
 - Contributed 17 quality starts (6.0+ IP, three or fewer ER) and worked 7.0+ innings 10 times.
 - Limited opposing hitters to a .253 (162x641) batting average...right-handed batters hit .225 (82x364), while lefties hit .289 (80x277).

FRONT OFFICE

CHENEY STADIUM

2017 TRIPLE-A ALL-STAR GAME

COACHES/STAFF

2017 RAINIERS

2016 SEASON REVIEW

OPPONENTS

HISTORY & RECORDS

MEDIA & MISC.

BERGMAN (CONTINUED)

2012:

- Spent a full year with Advanced-A Modesto (27 GS), going 16-5 with a 3.65 ERA (66ERx162.2IP)...posted career-best marks in wins (16) and strikeouts (121).
- Led the California in wins (16) and winning percentage (.762), while ranking among league leaders in innings pitched (second, 162.2), ERA (third, 3.65) and WHIP (fourth, 1.22).
- Ranked among leading California League qualified starting pitchers (min. 0.8 IP/league games) in fewest baserunners/9 IP ratio (first, 11.12) and lowest BB/9 IP ratio (fifth, 2.05).
- Named to California League mid-season and post-season all-star squads...pitched 1.0 inning in all-star game, allowing one hit and earning a hold.
- Voted as the California League Pitcher of the Year...selected as MiLB.com Organizational All-Star.
- Named California League Pitcher of the Week twice...Apr. 16-23: worked two starts and allowed one earned run on nine hits across 13.1 IP...Aug. 20-27: 8.0 shutout innings against Bakersfield on Aug. 24, striking out eight.
- Logged 17 quality starts (6.0+ IP, three or fewer ER) and worked 7.0+ innings seven times.
- Held opposing hitters to a .259 (161x621) batting average...right-handed batters hit .261 (87x333), while lefties hit .257 (74x288).
- Went 8-5 with a 3.18 ERA (30ERx85.0IP) through 14 starts prior to the all-star break...went 8-0 with a 4.17 ERA (36ERx77.2IP) after the break.
- Won four consecutive starts twice, from May 27 – June 11, and June 25 – July 11.

2011:

- Made 15 starts for short-season Tri-City, going 7-5 with a 2.59 ERA (28ERx97.1IP).
- Worked two complete game shutouts, allowing a combined seven hits across them...July 28 against Vancouver (9,0,4,0,0,6)...Aug. 19 against Yakima (9,0,3,0,0,1,2), earning Northwest League Pitcher of the Week honors.
- Named Northwest League Post-Season All-Star team.
- Earned a win in four consecutive starts from July 23 – Aug. 9...did not allow an earned run during that stretch, spanning 30.0 innings...opposing batters hit .155 (16x103).
- Limited opposing batters to a .226 (83x367) batting average...right-handed batters hit .232 (53x228), while lefties hit .216 (30x139).

2010:

- Began professional career with rookie-level Casper...posted a 1-4 record with a 5.96 ERA (32ERx48.1IP) over 14 outings (5 GS).
- Made pro debut in relief on June 25 at Idaho Falls (3,0,1,0,0,0,2).
- Earned first career win in a start on July 21 at Great Falls (6,0,2,1,0,0,5).
- Opposing batters hit .304 (62x204)...righties hit .320 (39x122), while lefties hit .280 (23x82).

Personal:

- Christian Stanford Bergman.
- Graduated from St. Francis High School in La Canada, CA.
- Attended college at UC Irvine from 2007-10...made 74 career appearances (41 GS) and posted a 23-12 record with a 3.36 ERA (105ERx281.4IP)...as a sophomore, posted the 10th best ERA in Division I at 1.94 (13ERx60.1IP) across 25 games (7 GS).

BERGMAN'S CAREER PITCHING RECORD

Year	Team	LG	W-L	ERA	G	GS	CG	SHO	SV	IP	H	R	ER	HR	HB	BB	SO	WP	BK
2010	Casper	PIO	1-4	5.96	14	5	0	0	0	48.1	62	39	32	5	1	11	37	4	0
2011	Tri-City	NOR	7-5	2.59	15	15	2	2	0	97.1	83	31	28	4	4	11	68	2	0
2012	Modesto	CAL	16-5	3.65	27	27	0	0	0	162.2	161	73	66	16	3	37	121	4	0
2013	Tulsa	TEX	8-7	3.37	27	27	1	1	0	171.0	162	76	64	25	5	23	111	0	0
2014	Tulsa	TEX	0-1	3.00	2	2	0	0	0	9.0	8	3	3	1	0	5	5	2	0
	Col. Springs	PCL	5-5	4.19	15	15	0	0	0	92.1	96	48	43	11	2	18	60	1	0
	COLORADO	NL	3-5	5.93	10	10	0	0	0	54.2	75	37	36	9	1	10	31	0	0
2015	Albuquerque	PCL	0-0	0.00	2	2	0	0	0	5.0	2	0	0	0	0	2	6	0	0
	COLORADO	NL	3-1	4.74	30	4	0	0	0	68.1	82	36	36	8	0	15	37	4	0
2016	Albuquerque	PCL	3-3	3.66	10	10	0	0	0	51.2	52	24	21	8	2	12	33	1	0
	COLORADO	NL	1-3	8.39	15	1	0	0	0	24.2	39	24	23	7	0	6	22	0	0
Minor Lg Totals			40-30	3.63	112	103	3	3	0	637.1	626	294	257	70	17	119	441	14	0
Major Lg Totals			7-9	5.79	55	15	0	0	0	147.2	196	97	95	24	1	31	90	4	0

TACOMA PLAYERS WHO HAVE LED THE PCL IN HOME
RUNS

YR	PLAYER	HR
1968.....	Clarence Jones	24
1971.....	Adrian Garrett.....	43
1976.....	Bob Gorinski.....	28



RYAN CASTEEL

BORN: 06/06/1991 IN CHATTANOOGA, TN
RESIDES: CLEVELAND, TN

C

ACQUIRED: SIGNED AS A MINOR LEAGUE FREE AGENT ON DEC. 16, 2016.

DRAFTED: SELECTED BY COLORADO IN THE 17TH ROUND OF THE 2010 DRAFT.

HEIGHT: 6' 1" **WEIGHT:** 205 **BATS:** RIGHT **THROWS:** RIGHT **AGE:** 25

AS OF OPENING DAY 2017

CASTEEL'S CAREER SUMMARY

Single-Game Career High...	R	H	2B	3B	HR	RBI	SB
	3 (8x)	4 (5x)	2 (8x)	1 (14x)	2 (2x)	5	2 (2x)
	5/29/15	5/14/15	4/26/16	7/12/16	7/25/14	8/29/10	8/14/11

2016:

- Split the season between Triple-A Albuquerque (43 G) and Double-A Jackson (50 G)...combined to hit .237 (80x337) with 40 R, 17 2B, 3 3B, 6 HR, 48 RBI, and 3 SB.
- Opened the year with Albuquerque, hitting .230 (35x152) across 43 games with the Isotopes.
- Released by Colorado on July 4...signed by Seattle and assigned to Jackson on July 7.
- Closed out the remainder of the season with the Generals, hitting .243 (45x185) through 50 games.
- Hit two home runs in the Southern League Championship Series.
- Logged a season-best nine-game hitting streak with Jackson from July 12-21...hit .394 (13x33) with 1 R, 1 3B, 4 RBI, and 3 BB during that stretch.
- Across time with Albuquerque and Jackson, saw time at catcher (20 G), first base (51 G), and designated hitter (18 G).
- Combined to throw out 17.2% of attempted base stealers (24 SB, 5 CS).

2015:

- Divided the season between Triple-A Albuquerque (34 G) and rehab stints with short-season Boise (4 G) and Double-A New Britain (4 G)...combined to hit .306 (49x160) with 16 R, 11 2B, 1 3B, 2 HR, 22 RBI, and 2 SB.
- Spent extended time on the Isotopes 7-day disabled list from June 1 - Aug. 19 with a strained right quad.
- Notched a 10-game hitting streak with Albuquerque from April 30 - May 21...hit .500 (19x38) with 7 R, 5 2B, 1 3B, 1 HR, and 10 RBI over that span.
- Started rehab process with four games at Boise from July 31 - Aug. 8...hit .267 (4x15) with 2 R, and 1 2B while with the Hawks.
- Continued rehab with four-game for New Britain from Aug. 12-18, hitting .467 (7x15) with 2 R, 2 2B, and 2 RBI.
- Played 38 games at catcher during the season...combined to throw out 23.5% of attempted base stealers (26 SB, 8 CS).

2014:

- Set a career-high with 113 games played for Double-A Tulsa over a full season...hit .280 (122x436) with 63 R, 22 2B, 1 3B, 16 HR, 56 RBI, and 3 SB.
- Finished the year ranked among Texas League leaders in slugging percentage (second, .445), HR/AB ratio (third, 1/27.25), total bases (fifth, 194), and batting average (sixth, .280).
- Named to Texas League Mid-Season All-Star team...registered one at-bat in the all-star game without collecting a hit.
- Selected as Texas League Player of the Week for June 2-9...reached base in seven straight games and hit .367 (11x30) with 7 R, 3 2B, 3 HR, and 7 RBI.
- Posted a season-high four hits on July 20 against Arkansas (4x5, R, 2B, 2 RBI).
- Hit .338 (27x80) with 13 R, 4 2B, 3 HR, and 9 RBI through 21 games in July.
- Split time defensively between first base (59 G), catcher (39 G), and designated hitter (18 G).
- Combined to throw out 24.1% of attempted base stealers (44 SB, 14 CS).

2013:

- Put in a full season with Advanced-A Modesto (108 G), hitting .270 (111x411) with 67 R, 30 2B, 4 3B, 22 HR, and 76 RBI...posted career-high marks in runs, doubles, triples, home runs, RBI, and walks.
- Earned first career all-star recognition after being named to the California League Post-Season All-Star team.
- Notched a season-long seven-game hitting streak from July 6-15...hit .370 (10x27) with 5 R, 1 2B, 3 HR, and 6 RBI over the streak.
- Hit .333 (36x108) against left-handed pitchers, and just .252 (75x298) against right-handed pitchers.
- Sent out a grand slam home run on July 20 against Rancho Cucamonga (1x5, R, HR, 4 RBI).
- Drew multiple walks 11 times, including two four-walk performances.
- Divided time defensively between catcher (57 G) and designated hitter (50 G).
- Combined to throw out 26.6% of attempted base stealers (47 SB, 17 CS).
- Named the Helms Award winner, given annually to the Most Valuable Player in the Australian Baseball League...hit a league-best .343 (57x166) with 10 2B, 11 HR, and 36 RBI for Melbourne Aces.

FRONT
OFFICE

CHENEY
STADIUM

2017 TRIPLE-A
ALL-STAR GAME

COACHES/STAFF

2017
RAINIERS

2016 SEASON
REVIEW

OPPONENTS

HISTORY &
RECORDS

MEDIA &
MISC.

CASTEEL (CONTINUED)

2012:

- Played third professional season with Single-A Asheville, logging time in 71 games and hitting .279 (70x251) with 28 R, 24 2B, 2 3B, 2 HR, 28 RBI, and 6 SB.
- Hit .346 (27x78) with 7 R, 12 2B, 1 3B, and 11 RBI through 21 games in August.
- Closed out the season with a season-high eight-game hitting streak from Aug. 23 – Sep. 3...hit .444 (12x27) with 4 R, 7 2B, and 3 RBI.
- Spent most of the time at catcher (66 G), but also played first base (1 G) and designated hitter (4 G).
- Combined to throw out 30.6% of would-be base stealers (50 SB, 22 CS).

2011:

- Saw time in 56 games with short-season Tri-City, hitting .273 (54x198) with 31 R, 17 2B, 2 3B, 1 HR, 30 RBI, and 8 SB.
- Played at catcher for 54 games and designated hitter for two games...combined to throw out 25.4% of attempted base stealers (53 SB, 18 CS).

2010:

- Made professional debut with rookie-level Casper (43 G) in the Pioneer League...hit .305 (54x177) with 21 R, 8 2B, 1 3B, 3 HR, 22 RBI, and 2 SB.
- Named Pioneer League Player of the Week for Aug. 23-30 after hitting .500 (13x26) with 8 R, 3 2B, 1 3B, 1 HR, and 8 RBI...drove in a career-high 5 RBI on August 29 against Missoula (4x6, 2 R, 2B, 3B, 5 RBI).
- Notched 33 games at catcher, and 10 games at designated hitter...combined to throw out 25.5% of attempted base stealers (38 SB, 13 CS).
- Opened professional career with a four-game hitting streak that included two two-hit games and one three-hit performance.

Personal:

- Ryan Alexander Casteel.
- Graduated from Bradley Central High School in Cleveland, TN.
- Played collegiately at Cleveland State Community College...named second-team All-Conference in 2010 after hitting .353 with 14 HR and 58 RBI...originally committed to University of Tennessee.

CASTEEL'S CAREER PLAYING RECORD

Year	Team	LG	AVG	G	AB	R	H	2B	3B	HR	RBI	BB	SO	SB	CS	OBP	SLG	SF	SAC	HP
2010	Casper	PIO	.305	43	177	21	54	8	1	3	22	10	35	2	0	.342	.412	0	0	0
2011	Tri-City	NOR	.273	56	198	31	54	17	2	1	30	24	40	8	5	.354	.394	2	0	2
2012	Asheville	SAL	.279	71	251	28	70	24	2	2	28	19	44	6	2	.332	.414	0	0	1
2013	Modesto	CAL	.270	108	411	67	111	30	4	22	76	50	118	1	0	.352	.523	4	0	4
2014	Tulsa	TEX	.280	113	436	63	122	22	1	16	56	39	94	3	3	.341	.445	3	0	3
2015	Boise	NWL	.267	4	15	2	4	1	0	0	0	0	6	0	0	.267	.333	0	0	0
	New Britain	EAS	.467	4	15	2	7	2	0	0	2	0	4	0	0	.467	.600	0	0	0
	Albuquerque	PCL	.292	34	130	12	38	8	1	2	20	2	33	2	1	.301	.415	1	1	0
2016	Albuquerque	PCL	.230	43	152	19	35	8	2	3	20	8	47	0	1	.273	.368	0	0	1
	Jackson	SOU	.243	50	185	21	45	9	1	3	28	19	51	3	1	.306	.351	5	0	0
Minor Lg Totals			.274	526	1970	266	540	129	14	52	282	171	472	25	13	.333	.433	15	1	11



ZAC CURTIS

LHP

BORN: 07/04/1992 IN PANAMA CITY, FL
RESIDES: ROGERSVILLE, AL

ACQUIRED: IN A FIVE-PLAYER TRADE WITH ARIZONA ON NOV. 23, 2016.

DRAFTED: SELECTED BY ARIZONA IN THE SIXTH ROUND OF THE 2014 DRAFT.

HEIGHT: 5' 9" **WEIGHT:** 192 **BATS:** LEFT **THROWS:** LEFT **AGE:** 24

AS OF OPENING DAY 2017

CURTIS' CAREER SUMMARY

Single-Game Career High...	IP	H	R	ER	HR	K	BB
	2.0 (8x)	3 (8x)	5	3	1 (7x)	5 (2x)	2 (7x)
	8/21/16	8/14/16	4/19/16	4/19/16	8/23/16	4/15/16	7/26/16

2016:

- Split the season between Advanced-A Visalia (8 G), Arizona (21 G), and Double-A Mobile (19 G)...combined to go 1-2 with six saves and a 4.78 ERA (23ERx43.1IP).
- Struck out 62 batters over 43.1 IP for a K/9 rate of 12.88...fanned 31.3% of all batters faced.
- Opened the year with Visalia, going 1-0 with two saves and a 5.23 ERA (6ERx10.1IP) over eight relief outings.
- Selected by Arizona on April 30 and made Major League debut that same day against Colorado (0.2,0,0,0,0).
- Did not allow a run across first 10 Major League outings, spanning 7.2 IP...held opposing hitters to a .111 (3x27) batting average over that span.
- Over two stints and 21 games with the Diamondbacks, went 0-1 with a 6.75 ERA (10ERx13.1IP).
- Spent two chunks of time with Mobile, going 0-1 with four saves and a 3.20 ERA (7ERx19.2IP) over 19 relief outings.
- Across time with Visalia, Arizona, and Mobile, combined to hold opponents without an earned run in 33-of-48 games.
- Traded from Arizona to Seattle along with teammates Jean Segura (inf) and Mitch Haniger (of) in exchange for Taijuan Walker (rhp) and Ketel Marte (inf) on Nov. 23, 2016.

2015:

- Logged a full season with Single-A Kane County (53 G)...posted a 4-4 record with 33 saves and a 1.33 ERA (8ERx54.0IP)...set career-high marks in games, wins, saves, innings pitched, and strikeouts.
- Led the all of minor league baseball with 33 saves...paced the Midwest League with 45 games finished, while ranking second in total games at 53.
- Named a Midwest League Post-Season All-Star...selected as MiLB.com Organizational All-Star.
- Converted 33-of-36 (91.7%) of save opportunities with the Cougars.
- Posted a K/9 rate of 12.50...struck out 36.4% of all batters faced.
- Held opponents without an earned run in 47-of-53 games...allowed more than one earned run only twice.
- Collected a 0.63 ERA (2ERx28.2IP) and 20 saves over 28 games in the second-half of the season.
- Struck out three batters in just 1.0 innings of work nine times.
- Limited opposing hitters to a .176 (33x188) batting average...right-handed batters hit .180 (23x128), while lefties hit .167 (10x60).

2014:

- Began professional career with short-season Hillsboro (24 G)...went 2-1 with 14 saves and a 1.00 ERA (3ERx27.0IP).
- Led the Northwest League with 14 saves and ranked second on the circuit with 22 games finished.
- Made professional debut on June 14 at Everett (1.0,0,0,0,0,3).
- Earned first career save in second relief outing on June 17 at Everett (1.0,1,0,0,0,2)...notched first career win in relief on July 27 against Boise (2.0,1,1,0,1,1).
- Struck out 42 batters over 27.0 IP for a K/9 rate of 14.00.
- Limited opposing hitters to a .188 (18x96) batting average...right-handed batters hit .174 (12x69), while lefties hit .222 (6x27).

Personal:

- Zachary Aaron Curtis.
- Attended Henderson (TN) High School...named to 2009-10 All-Region and All-District tournament teams.
- Played collegiately at Volunteer State Community College and Middle Tennessee State University...earned 2014 First-Team All-Conference USA honors... 2014 Gregg Olson Award semifinalist (breakout college player of the year)...ranked second among all Division I pitchers with 136 strikeouts in 2014.

FRONT
OFFICE

CHENEY
STADIUM

2017 TRIPLE-A
ALL-STAR GAME

COACHES/STAFF

2017
RAINIERS

2016 SEASON
REVIEW

OPPONENTS

HISTORY &
RECORDS

MEDIA &
MISC.

CURTIS' CAREER PITCHING RECORD

Year	Team	LG	W-L	ERA	G	GS	CG	SHO	SV	IP	H	R	ER	HR	HB	BB	SO	WP	BK
2014	Hillsboro	NOR	2-1	1.00	24	0	0	0	14	27.0	18	5	3	0	0	12	42	1	0
2015	Kane County	MID	4-4	1.33	53	0	0	0	33	54.0	33	9	8	2	1	12	75	5	0
2016	Visalia	CAL	1-0	5.23	8	0	0	0	2	10.1	12	8	6	0	1	5	22	3	0
	ARIZONA	NL	0-1	6.75	21	0	0	0	0	13.1	13	10	10	2	3	13	10	0	0
	Mobile	SOU	0-1	3.20	19	0	0	0	4	19.2	17	7	7	3	0	6	30	0	0
Minor Lg Totals			7-6	1.95	104	0	0	0	53	111.0	80	29	24	5	2	35	169	9	0
Major Lg Totals			0-1	6.75	21	0	0	0	0	13.1	13	10	10	2	3	13	10	0	0

TACOMA AFFILIATE RECORDS 1960-PRESENT

Year	Team	Affiliate	Record	Pct.
1960-65	Giants	San Francisco	486-436	.527
1966-71	Cubs	Chicago (NL)	410-466	.468
1972-77	Twins	Minnesota	422-441	.489
1978	Yankees	New York (AL)	80-57	.584
1979-80	Tugs/Tigers	Cleveland	148-147	.502
1981-94	Tigers	Oakland	975-1011	.491
1995-2016	Rainiers	Seattle	1609-1541	.511
1960-2016 (57 Seasons)			4132-4097	.502



CHASE DE JONG

RHP

BORN: 12/19/1993 IN LONG BEACH, CA
RESIDES: LONG BEACH, CA

ACQUIRED: IN A TRADE WITH LOS ANGELES NL IN EXCHANGE FOR ANEURYS ZABALA (RHP) AND DREW JACKSON (INF) ON MARCH 1, 2017.

DRAFTED: SELECTED BY TORONTO IN THE SECOND ROUND (81ST OVERALL) OF THE 2012 DRAFT.

HEIGHT:	WEIGHT:	BATS:	THROWS:	AGE:
6' 4"	205	LEFT	RIGHT	23

AS OF OPENING DAY 2017

DE JONG'S CAREER SUMMARY

Single-Game Career High...	IP	H	R	ER	HR	K	BB
	9.0	10	7	6 (6x)	3	10 (2x)	5
	6/18/15	5/11/15	7/18/14	8/24/16	4/30/16	6/18/15	8/24/15

2016:

- Spent majority of the season with Double-A Tulsa (25 GS), while also making one start for Triple-A Oklahoma City...combined to go 15-5 with a 2.82 ERA (46ERx147.0IP)...set career-high marks in wins, starts, innings pitched, and strikeouts.
- Opened the year with Tulsa, ultimately compiling a 14-5 record with a 2.86 ERA (45ERx141.2IP).
- Selected as Texas League Pitcher of the Year.
- Led the Texas League in wins (14), WHIP (1.02), and opponent batting average (.207)...ranked among the league leaders in complete games (tied-first, 2), shutouts (tied-first, 1), ERA (second, 2.86), games started (fourth, 25), strikeouts (fourth, 125), and innings pitched (fifth, 141.2).
- Ranked among league leading qualified starting pitchers (min. 0.8 IP/league games) in lowest batting average (first, .207), fewest baserunners per 9 IP ratio (first, 9.40), highest K/9 (fourth, 7.94), and lowest BB/9 (fourth, 2.48).
- Named to Texas League Mid- and Post-Season All-Star teams...starting pitcher for the North in all-star game (0.1,0,0,0,0,1).
- Honored as Texas League Pitcher of the Week for July 18-24...went 1-0 across two starts, including a complete game...posted 1.93 ERA (3ERx14.0IP) with 14 strikeouts while allowing just seven hits.
- Tossed first career complete game shutout on May 18 at Springfield (7.0,2,0,0,2,7)...second career complete game.
- Went 16 starts without taking a loss from May 18 – Aug. 18.
- Transferred to Oklahoma City on Sept. 3 and made one start for the Dodgers to close out the season on Sept. 4 at Omaha (5.1,6,1,1,1,8).
- Combined to hold opposing hitters to a .210 (112x533) batting average all season...right-handed batters hit .196 (72x368), while lefties hit .242 (40x165).
- Tabbed as a Double-A All-Star by Baseball America following the season.

2015:

- Split the season between Single-A Lansing (14 GS) and Advanced-A Rancho Cucamonga (11 G, 10 GS)...combined to go 11-7 with a 3.43 ERA (52ERx136.1IP).
- Kicked off the year with Lansing, going 7-4 with a 3.13 ERA (30ERx86.1IP) over 14 starts with the Lugnuts.
- Allowed just three runs over final three outings with Lansing, going 3-0 with a 1.17 ERA (3ERx23.0IP) and 27 strikeouts over that span...included a one-run, four-hit complete game in final contest for the Lugnuts on June 18 against Bowling Green (9.0,4,1,1,3,10).
- Traded from Toronto to Los Angeles NL along with teammate Tim Lincecum (inf) in exchange for three international signing slots on July 2, 2015.
- Assigned to Rancho Cucamonga on July 10 and spent the remainder of the season with the Quakes, going 4-3 with a 3.96 ERA (22ERx50.0IP).
- Named California League Pitcher of the Week for July 20-27...pitched 5.0 no-hit innings of relief with nine strikeouts in a winning effort (5.0,0,0,0,0,9).
- Combined to hold opposing offenses to a .230 (119x518) batting average...right-handed batters hit .233 (67x287), while lefties hit .225 (52x231).

2014:

- Logged a full season with Single-A Lansing (23 G, 21 GS), posting a 1-6 record with a 4.82 ERA (52ERx70.0IP).
- Spent time on the 7-day disabled list from Aug. 12 – Sept. 18, ending season.
- Made 21 starts, going 1-6 with a 4.90 ERA (49ERx90.0IP) from the starting rotation...over two relief appearances, owned a 3.86 ERA (3ERx7.0IP).
- Posted a 0-1 record with a 3.66 ERA (8ERx19.2IP) across four starts in June.
- Pitched a season-high 6.0 innings on June 21 against Bowling Green (6.0,4,1,1,0,8).
- Limited opposing hitters to a .290 (113x390) batting average...right-handed batters hit .283 (69x244), while lefties hit .301 (44x146).

FRONT
OFFICE

CHENEY
STADIUM

2017 TRIPLE-A
ALL-STAR GAME

COACHES/STAFF

2017
RAINERS

2016 SEASON
REVIEW

OPPONENTS

HISTORY &
RECORDS

MEDIA &
MISC.

DE JONG (CONTINUED)

2013:

- Pitched in 13 games (10 GS) for rookie-level Bluefield, earning a 2-3 record with a 3.05 ERA (19ERx56.0IP).
- Tossed a complete game on Aug. 6 against Princeton (6.0,6,3,3,1,6,HR)...took the loss.
- As a reliever, went 1-0 with a 3.86 ERA (5ERx11.2IP), while going 1-3 with a 2.84 ERA (14ERx44.1IP) as a starter.
- Struck out a season-high nine batters on Aug. 23 against Kingsport (4.0,3,1,1,2,9).
- Held opposing hitters to a .261 (58x222) batting average...right-handed batters hit .255 (38x149), while lefties hit .274 (20x73).

2012:

- Began professional career with six relief outings for rookie-level GCL Blue Jays...went 1-0 with a 1.50 ERA (2ERx12.0IP).
- Made pro debut on July 16 at GCL Tigers, earning first career professional win (2.0,1,0,0,0,3).

Personal:

- Chase Louis De Jong (de-YUNG).
- Graduated from Woodrow Wilson High School in Long Beach, CA.
- Cousin, Jordan De Jong, played in the Toronto organization from 2002-08.

DE JONG'S CAREER PITCHING RECORD

Year	Team	LG	W-L	ERA	G	GS	CG	SHO	SV	IP	H	R	ER	HR	HB	BB	SO	WP	BK
2012	GCL Blue J.	GCL	1-0	1.50	6	0	0	0	0	12.0	7	2	2	0	0	1	15	0	0
2013	Bluefield	APP	2-3	3.05	13	10	1	0	0	56.0	58	21	19	2	1	10	66	0	0
2014	Lansing	MID	1-6	4.82	23	21	0	0	0	97.0	113	59	52	12	7	22	73	6	0
2015	Lansing	MID	7-4	3.13	14	14	1	0	0	86.1	75	36	30	9	3	18	77	4	0
	Rancho Cuc.	CAL	4-3	3.96	11	10	0	0	0	50.0	44	27	22	6	1	15	52	0	0
2016	Tulsa	TEX	14-5	2.86	25	25	2	1	0	141.2	106	51	45	15	3	39	125	9	0
	Okl. City	PCL	1-0	1.69	1	1	0	0	0	5.1	6	1	1	0	0	1	8	0	0
Minor Lg Totals			30-21	3.43	93	81	4	1	0	448.1	409	197	171	44	15	106	416	19	0



CASEY FIEN

RHP

BORN: 10/21/1983 IN SANTA ROSA, CA
RESIDES: TEMECULA, CA

ACQUIRED: SIGNED AS A MINOR LEAGUE FREE AGENT ON DEC. 3, 2016.

DRAFTED: SELECTED BY DETROIT IN THE 20TH ROUND OF THE 2006 DRAFT.

HEIGHT:	WEIGHT:	BATS:	THROWS:	AGE:
6' 2"	212	RIGHT	RIGHT	33

AS OF OPENING DAY 2017

FIEN'S CAREER SUMMARY

Single-Game Career High...	IP	H	R	ER	HR	K	BB
	5.0 (2x)	6 (2x)	7	5	2 (14x)	6	3
	6/28/07	4/8/12	9/1/06	9/1/06	7/15/16	7/7/06	5/4/12

2016:

- Divided the season between five teams, playing with Minnesota (14 G), rookie-level AZL Dodgers (2 GS), Advanced-A Rancho Cucamonga (2 G), Triple-A Oklahoma City (8 G), and Los Angeles NL (25 G)...combined to go 2-1 with one save and a 4.94 ERA (30ERx54.2IP).
- Opened the year with the Twins, going 1-0 with a 7.90 ERA 12ERx13.2IP) through 14 games before being designated for assignment.
- Claimed off waivers by Los Angeles NL on May 7, optioned to Oklahoma City on May 9, and outrighted to OKC on May 12.
- Over two stints with Oklahoma City, worked a 1-0 record with a 4.35 ERA (5ERx10.1IP) across eight games.
- Selected by Los Angeles NL on May 28 and pitched in 25 games with the Dodgers over three stints with the club...went 0-1 with a 4.21 ERA (12ERx25.2IP).
- Spent time on the 15-day disabled list from July 19 – Aug. 15 with right elbow tendinitis...made rehab appearances with AZL Dodgers from Aug. 6-8 and Rancho Cucamonga from Aug. 11-12...combined to post a 1.80 ERA (1ERx5.0IP) over four rehab outings (2 GS).

2015:

- Spent the majority of the season with Minnesota (62 G), going 4-6 with a 3.55 ERA (25ERx63.1IP)...also appeared with Triple-A Rochester (3 G, 1 GS), posting a 0.00 ERA (0ERx3.0IP).
- Quick stint with the Red Wings came on rehab assignment...spent time on 15-day disabled list from April 30 – May 29 with a right shoulder strain.
- Earned the win in back-to-back outings on August 21-22 at Baltimore.
- With the Twins, limited opposing hitters to a .250 (61x244) batting average...right-handed batters hit .227 (32x141), while lefties hit .282 (29x103).
- Held opponents without an earned run in 49-of-62 appearances.
- Posted a 0.96 ERA (2ERx18.2IP) across 17 games in August...led the Major Leagues in games pitched and ranked third in ERA over that stretch.
- Finished the year ranked second among all Major League pitchers with a 1.14 BB/9 IP rate...walked just eight batters.

2014:

- Logged second consecutive full season with Minnesota (73 G)...went 5-6 with one save and a 3.98 ERA (28ERx63.1IP)...set career-high mark in innings pitched (63.1).
- Recorded first and only career Major League save on June 11 at Toronto (1.1,0,0,0,0,1).
- Despite going 0-2, posted a 1.38 ERA (2ERx13.0IP) across 14 games in May.
- Posted a 4-4 record and 2.23 ERA (10ERx40.1IP) in the first half (44 G)of the season...went 1-2 with a 7.04 ERA (18ERx23.0IP) in the second half (29 G).
- Finished the year ranked tied for sixth among all Major League relievers with a minimum of 50.0 IP with just 10 walks all season.
- Held opposing hitters to a .262 (64x244) batting average...right-handed batters hit .269 (36x134), while lefties hit .255 (28x110).
- Limited opposing offenses to no earned runs in 57-of-73 outings.

2013:

- Saw time in 73 games across a full year of work with Minnesota...went 5-2 with a 3.92 ERA (27ERx62.0IP).
- Made the Twins Major League Opening Day Roster for the first time in career.
- Finished the year ranked first among Twins relievers with 5 wins.
- Held opposing hitters to a .225 (51x227) batting average...right-handed batters hit .213 (29x136), while lefties hit .242 (22x91).
- Struck out a season-high four batters twice, July 26 at Seattle and June 23 at Cleveland...both 2.0 IP outings.
- Faced 25 consecutive right-handed batters without allowing a hit from May 23 – June 23.

FIEN (CONTINUED)

2012:

- Split the year between Triple-A Rochester (33 G) and Minnesota (35 G)...combined to go 4-6 with nine saves and a 3.33 ERA (30ERx81.0IP).
- Opened the campaign with the Red Wings, going 2-5 with nine saves and a 4.30 ERA (22ERx46.0IP) over 33 games from April 5 - July 3.
- Converted 9-of-12 save opportunities for Rochester.
- Selected by Minnesota on July 4 and spent the remainder of the season with the Twins...went 2-1 with a 2.06 ERA (8ERx35.0IP) over 35 relief outings.
- Earned first career Major League win on July 20 at Kansas City (2.0,0,0,0,0,2).
- Signed with Minnesota as a minor league free agent on Jan. 3, 2012.

2011:

- Pitched majority of the season with Triple-A Oklahoma City (21 G), also made brief rehab appearance with rookie-level GCL Astros (2 G)...combined to go 3-2 with three saves and a 4.44 ERA (13ERx26.2IP).
- Spent time on the 7-day disabled list from April 30 - June 30 with a right elbow strain...over two relief rehab outings with GCL Astros, went 1-0 with a 0.00 ERA (0ERx2.0IP).
- Made a total of 21 appearances with Oklahoma City, going 2-2 with three saves and a 4.81 ERA (13ERx24.1IP).
- Released by Houston on Aug. 2, ending the season.

2010:

- Divided time between Detroit (2 G) and Triple-A Toledo (44 G)...combined to go 3-3 with eight saves and a 2.91 ERA (21ERx65.0IP).
- Briefly spent time with Boston and Toronto in March before re-signing with Detroit as a free agent on April 7.
- Started the year with Toledo, going 3-3 with eight saves and a 2.60 ERA (18ERx62.1IP) across four stints with the club.
- While with the Mud Hens, limited opposing hitters to a .235 (54x230) batting average...right-handed batters hit .217 (28x129), while lefties hit .257 (26x101).
- Recalled by Detroit twice during the year, making two relief outings on June 30 at Minnesota (2.0,1,0,0,0,0) and July 20 against Texas (0.2,3,3,3,0,0,2 HR).
- Elected free agency following the conclusion of the season.

2009:

- Spent time with Triple-A Toledo (42 G) and Detroit (9 G)...combined to go 2-2 with 14 saves and a 4.15 ERA (32ERx69.1IP).
- Opened the season with Toledo, going 2-1 with 14 saves and a 3.41 ERA (22ERx58.0IP) over 42 games across two stints with the Mud Hens.
- Selected by Detroit on July 25 and made Major League debut the next day on July 26 against Chicago AL (2.1,0,0,0,1,2).
- Over a pair of stints with the Tigers, went 0-1 with a 7.94 ERA (10ERx11.1IP).

2008:

- Shared time between Double-A Erie (40 G) and Triple-A Toledo (12 G)...posted a total record of 5-3 with 13 saves and a 2.82 ERA (19ERx60.2IP).
- Began the campaign with Erie, going 3-3 with 12 saves and a 2.96 ERA (15ERx45.2IP) over 40 games.
- Named to the Eastern League Mid-Season All-Star team.
- Promoted to Toledo in late July and spent the rest of the season with the Mud Hens, going 2-0 with one save and a 2.40 ERA (4ERx15.0IP).

2007:

- Set career-high mark with six wins over a full season with Single-A West Michigan (39 G)...went 6-1 with six saves and a 3.10 ERA (21ERx61.0IP).
- Struck out 77 batters for a K/9 rate of 11.36, the best mark among Midwest League qualified relievers (min. 0.4 IP/league games).
- Converted 6-of-6 save opportunities.
- Went 2-0 with three saves and a 1.17 ERA (2ERx15.1IP) over eight games in June.
- After posting a 5.19 ERA (15ERx26.0IP) over 18 games prior to the all-star break, went 6-1 with a 1.54 ERA (6ERx35.0IP) over 21 games after the break.

2006:

- Began professional career with short-season Oneonta (20 G)...posted a 1-1 record with one save and a 2.74 ERA (13ERx42.2IP).
- Made professional debut in relief on June 20 at Tri-City (3.0,4,2,2,1,2).
- Earned first career win on June 23 against Lowell (3.0,3,0,0,1,2)...posted first career save on Aug. 17 at Batavia (1.0,0,0,0,0,0).

Personal:

- Casey Michael Fien (FEEN).
- Wife, JoAnn...daughter, Jordan Avery.
- Graduated from John F. Kennedy High School in La Palma, CA in 2002.
- Played collegiately at William Penn University (IA) in 2003...Golden West College (CA) in 2004...Cal Poly University, San Luis Obispo from 2005-06.

FIEN'S CAREER PITCHING RECORD

Year	Team	LG	W-L	ERA	G	GS	CG	SHO	SV	IP	H	R	ER	HR	HB	BB	SO	WP	BK
2006	Oneonta	NYP	1-1	2.74	20	0	0	0	1	42.2	39	17	13	1	0	8	37	2	0
2007	W. Michigan	MID	6-1	3.10	39	0	0	0	6	61.0	55	28	21	4	3	10	77	2	0
2008	Erie	EAS	3-3	2.96	40	0	0	0	12	45.2	38	16	15	5	0	12	42	1	0
	Toledo	INT	2-0	2.40	12	0	0	0	1	15.0	14	4	4	2	1	4	17	1	0
2009	Toledo	INT	2-1	3.41	42	0	0	0	14	58.0	51	23	22	5	2	15	66	2	1
	DETROIT	AL	0-1	7.94	9	0	0	0	0	11.1	13	11	10	2	0	6	9	0	0
2010	DETROIT	AL	0-0	10.12	2	0	0	0	0	2.2	4	3	3	2	0	0	0	0	0
	Toledo	INT	3-3	2.60	44	0	0	0	8	62.1	54	21	18	8	1	13	44	0	0
2011	GCL Astros	GCL	1-0	0.00	2	0	0	0	0	2.0	1	0	0	0	0	0	3	0	0
	Okl. City	PCL	2-2	4.81	21	0	0	0	3	24.1	28	15	13	7	0	8	24	0	0
2012	Rochester	INT	2-5	4.30	33	0	0	0	9	46.0	39	23	22	5	0	14	42	1	0
	MINNESOTA	AL	2-1	2.06	35	0	0	0	0	35.0	25	9	8	3	1	9	32	0	0
2013	MINNESOTA	AL	5-2	3.92	73	0	0	0	0	62.0	51	28	27	9	0	12	73	2	0
2014	MINNESOTA	AL	5-6	3.98	73	0	0	0	1	63.1	64	29	28	7	0	10	51	2	0
2015	Rochester	INT	0-0	0.00	3	1	0	0	0	3.0	0	0	0	0	0	1	3	0	0
	MINNESOTA	AL	4-6	3.55	62	0	0	0	0	63.1	61	26	25	6	0	8	41	0	0
2016	MINNESOTA	AL	1-0	7.90	14	0	0	0	0	13.2	21	12	12	5	0	3	12	1	0
	AZL Dodgers	AZL	0-0	0.00	2	2	0	0	0	3.0	1	0	0	0	0	0	4	0	0
	Rancho Cuc.	CAL	0-0	4.50	2	0	0	0	0	2.0	4	1	1	0	0	0	3	0	0
	Okl. City	PCL	1-0	4.35	8	0	0	0	1	10.1	11	5	5	1	0	2	13	1	0
	LOS ANGEL.	NL	0-1	4.21	25	0	0	0	0	25.2	24	12	12	8	0	7	23	0	0
Minor Lg Totals			23-16	3.21	268	3	0	0	55	375.1	335	153	134	38	7	87	375	10	1
Major Lg Totals			17-17	4.06	293	0	0	0	1	277.0	263	130	125	42	1	55	241	5	0

FRONT
OFFICE

CHENEY
STADIUM

2017 TRIPLE-A
ALL-STAR GAME

COACHES/STAFF

2017
RAINIER

2016 SEASON
REVIEW

OPPONENTS

HISTORY &
RECORDS

MEDIA &
MISC.



MIKE FREEMAN

INF

BORN: 08/04/1987 IN ORLANDO, FL
RESIDES: CHARLESTON, SC

ACQUIRED: CLAIMED OFF WAIVERS FROM ARIZONA ON AUG. 1, 2016.

DRAFTED: SELECTED BY ARIZONA IN THE 11TH ROUND OF THE 2010 DRAFT.

HEIGHT: 6' 0" **WEIGHT:** 195 **BATS:** LEFT **THROWS:** RIGHT **AGE:** 29

AS OF OPENING DAY 2017

FREEMAN'S CAREER SUMMARY

Single-Game

Career High...	R	H	2B	3B	HR	RBI	SB
	5	7	2 (10x)	2	1 (18x)	4 (4x)	3
	8/4/16	5/15/12	6/13/16	8/1/14	9/4/16	6/15/16	5/3/12

2016:

- Spent time with four teams, including Triple-A Reno (88 G), Arizona (8 G), Tacoma (26 G), and Seattle (13 G)...combined to hit .310 (145x468) with 72 R, 24 2B, 6 3B, 4 HR, 40 RBI, and 12 SB.
- Opened the season with Reno, hitting .317 (108x341) with 56 R, 17 2B, 6 3B, 1 HR, 24 RBI, and 11 SB through 88 games.
- Strung together a 17-game hitting streak with the Aces from April 12-30...hit .397 (27x68) with 11 R, 2 2B, 2 3B, and 4 RBI during the streak...tied for the fourth longest hitting streak in the league.
- Selected by Arizona on July 17 and made Major League debut that same day, starting in right field against Los Angeles NL (0x3, BB).
- Logged nine games with the Diamondbacks without recording a hit...designated for assignment on July 30...claimed off waivers by Seattle on Aug. 1 and optioned to Tacoma.
- Over three stints and 26 total games with the Rainiers, hit .305 (32x105) with 15 R, 6 2B, 3 HR, 15 RBI, and 1 SB.
- Went 4-for-5 with two runs, one home run, and three RBI on Sep. 4 for Tacoma against former teammates in Reno.
- Finished the year ranked sixth in the Pacific Coast League with a .314 (140x446) batting average between Reno and Tacoma.
- Saw time in 13 games with Seattle, hitting .385 (5x13) with 1 R, 1 2B, and 1 RBI.
- Recorded first career Major League hit, a single off Matt Shoemaker, on Aug. 7 against Los Angeles AL...went 2-for-3 with one RBI.

2015:

- Split the year between Triple-A Reno (113 G) and short-season Hillsboro (3 G)...combined to hit .314 (128x408) with 80 R, 24 2B, 5 3B, 3 HR, 41 RBI, and 10 SB.
- Played the majority of the season with Reno, hitting .317 (126x398) with 49 R, 23 2B, 5 3B, 3 HR, 41 RBI, and 10 SB.
- Wrapped up the year ranked fourth in the Pacific Coast League with a .317 (126x398) batting average.
- Reached base safely in 27 consecutive home games from May 13 – July 30, the longest such streak in the league...hit .358 (39x109) with eight walks and a .402 OBP during that streak.
- Recorded three four-hit games and eight three-hit games.
- Spent time on the 7-day disabled list from June 29 (retro: June 27) – July 20...sent on rehab assignment to Hillsboro, hitting .200 (2x10) with 1 R, and 1 2B.

2014:

- Divided the year between Double-A Mobile (52 G) and Triple-A Reno (71 G)...combined to hit .263 (109x414) with 64 R, 18 2B, 10 3B, 6 HR, 41 RBI, and 13 SB.
- Kicked off the campaign with Mobile, hitting .214 (42x196) with 27 R, 7 2B, 3 3B, 5 HR, 16 RBI, and 7 SB over 52 games.
- Named Southern League Player of the Week for April 21-28...recorded a hit in all seven games that week, batting .400 (12x30) with 8 R, 1 2B, 2 3B, 3 HR, and 7 RBI.
- Logged a 13-game hitting streak from April 21 – May 5...hit .333 (21x63) with 11 R, 2 2B, 2 3B, 3 HR, and 9 RBI over the streak.
- Promoted to Reno on June 3 and spent the remainder of the year with the Aces, hitting .307 (67x218) with 37 R, 11 2B, 7 3B, 1 HR, 25 RBI, and 6 SB.
- While with Reno, hit .331 (59x178) against right-handed pitchers, and just .200 (8x40) against left-handed pitchers.

2013:

- Logged a full season with Double-A Mobile (131 G)...hit .247 (112x454) with 61 R, 20 2B, 1 HR, 40 RBI, and 29 SB...posted a .345 on-base percentage after walking 65 times.
- Selected as a Southern League Mid-Season All-Star...hit .252 (80x317) with 47 R, 13 2B, 1 HR, and 26 RBI prior to the all-star break...started at second base and went 2-for-4 with two runs scored in the all-star game.
- Opened the season hitting .290 (27x93) with 15 R, 1 2B, 1 HR, and 9 RBI through 25 games in April.
- Led the Southern League at second base in game played (124), total chances (587), putouts (245), assists (334), and double plays (85).

FREEMAN (CONTINUED)

2012:

- Took the field in 135 games for Advanced-A Visalia...hit .309 (166x537) with 91 R, 24 2B, 5 3B, 3 HR, 59 RBI, and 30 SB...set career-highs in games, runs, RBI, and stolen bases.
- Posted a season-long 15-game hitting streak from Aug. 2-19...hit .365 (23x63) with 11 R, 4 2B, and 11 RBI during that stretch.
- Named a MiLB.com Organizational All-Star for second time in career.
- Led the California League in hits (166) and games (135), while ranking second in at-bats (537).
- Hit .318 (125x393) against right-handed pitchers, while hitting .285 (41x144) against lefties.
- Posted a season-best .355 (39x110) batting average with 19 R, 6 2B, and 15 RBI through 27 games in the month of August.

2011:

- Registered time in 70 games with Single-A South Bend, hitting .261 (67x257) with 35 R, 15 2B, 2 3B, 27 RBI, and 16 SB.
- Placed on the 7-day disabled list on July 4 (retro: July 2) with a knee injury, ending the season.
- Notched a hit in 15 consecutive games from May 29 – June 12...hit .426 (23x54) with 11 R, 6 2B, 1 3B, 8 RBI, and 6 SB during the streak.

2010:

- Began professional career with short-season Yakima (53 G)...hit .333 (63x189) with 39 R, 9 2B, 1 3B, 1 HR, 23 RBI, and 20 SB.
- Named a MiLB.com Organizational All-Star.
- Finished the year ranked among Northwest League leaders in batting average (second, .333), stolen bases (tied-fourth, 20), and on-base percentage (fourth, .403).
- Made professional debut on July 8 at Vancouver...went 0-for-3.
- Turned the most double plays among Northwest League second basemen, at 37.
- Posted a 15-game hitting streak from Aug. 17 – Sep. 3...hit .379 (22x58) with 9 R, 3 2B, 1 3B, 7 RBI, and 5 SB over that stretch.

Personal:

- Michael Barrett Freeman.
- Graduated in 2006 from Edgewater High School in Orlando, FL.
- Attended the University of Georgia from 2007-08, and Clemson University from 2008-10...named 2010 All-Atlantic Coast Conference Second-Team...earned All-ACC Academic honors from 2008-10...over three season with Clemson, hit .330 (253x766) with 174 R, 48 2B, 6 3B, 13 HR, 120 RBI, and 25 SB...finished the 2010 season ranked 19th in the nation with 99 hits.

FREEMAN'S CAREER PLAYING RECORD

Year	Team	LG	AVG	G	AB	R	H	2B	3B	HR	RBI	BB	SO	SB	CS	OBP	SLG	SF	SAC	HP	
2010	Yakima	NOR	.333	53	189	39	63	9	1	1	23	24	29	20	3	.403	.407	3	0	0	
2011	South Bend	MID	.261	70	257	35	67	15	2	0	27	27	39	16	2	.330	.335	5	5	2	
2012	Visalia	CAL	.309	135	537	91	166	24	5	3	59	60	88	30	4	.377	.389	5	6	2	
2013	Mobile	SOU	.247	131	454	61	112	20	0	1	40	65	84	29	10	.345	.297	5	6	6	
2014	Mobile	SOU	.214	52	196	27	42	7	3	5	16	20	41	7	1	.292	.357	1	2	2	
	Reno	PCL	.307	71	218	37	67	11	7	1	25	21	25	6	0	.365	.436	2	0	0	
2015	Hillsboro	NWL	.200	3	10	1	2	1	0	0	0	1	2	0	0	.273	.300	0	0	0	
	Reno	PCL	.317	113	398	79	126	23	5	3	41	34	51	10	0	.371	.422	1	1	1	
2016	Reno	PCL	.317	88	341	56	108	17	6	1	24	38	75	11	1	.387	.411	1	2	2	
	ARIZONA	NL	.000	8	9	0	0	0	0	0	0	2	5	0	0	.182	.000	0	0	0	
	Tacoma	PCL	.305	26	105	15	32	6	0	3	15	13	19	1	0	.378	.448	1	0	0	
	SEATTLE	AL	.385	13	13	1	5	1	0	0	1	0	2	0	0	.385	.462	0	0	0	
Minor Lg Totals				290	742	2705	441	785	133	29	18	270	303	453	130	21	.362	.381	24	22	15
Major Lg Totals				227	21	22	1	5	1	0	0	1	2	7	0	0	.292	.273	0	0	0

FRONT
OFFICE

CHENEY
STADIUM

2017 TRIPLE-A
ALL-STAR GAME

COACHES/STAFF

2017
RAINIERS

2016 SEASON
REVIEW

OPPONENTS

HISTORY &
RECORDS

MEDIA &
MISC.

**PAUL FRY****LHP****BORN:** 07/26/1992 IN PONTIAC, MI
RESIDES: WATERFORD, MI**ACQUIRED:** SELECTED BY SEATTLE IN THE 17TH ROUND OF THE 2013 DRAFT.**HEIGHT:** 6' 0" **WEIGHT:** 205 **BATS:** LEFT **THROWS:** LEFT **AGE:** 24

AS OF OPENING DAY 2017

FRY'S CAREER SUMMARY**Single-Game**

Career High...	IP	H	R	ER	HR	K	BB
	4.2	7	5 (3x)	5 (3x)	2	8	3
	5/26/14	8/8/13	4/27/15	2/27/15	7/6/13	6/6/15	7/20/16

2016:

- Logged a full year with Tacoma, going 3-1 with a 2.78 ERA (17ERx55.0IP) over 48 games (1 GS).
- Allowed just one home run all season...hit by Fresno's Nolan Fontana on May 10...first home run allowed since May 7, 2014 while with Single-A Clinton.
- Across 19 games (1 GS) after the all-star break, went 2-0 with a 1.17 ERA (3ERx23.0IP).
- Posted a 10.64 K/9 rate, striking out 65 batters over 55.0 innings of work.
- Limited opposing hitters to a .238 (48x202) batting average...right-handed batters hit .234 (26x111), while lefties hit .242 (22x91).
- Held opposing teams without an earned run in 38-of-48 outings, and allowed more than one earned run only five times.
- Led Rainiers pitchers with 48 games played...finished the season ranked fifth on the club in strikeouts (65).
- Struck out a season-high six batters on Sep. 1 against Fresno (4.0,0,0,0,2,6,HR).
- Made sixth career start on Aug. 23 against Las Vegas (3.0,0,0,0,1,4).

2015:

- Split season between Advanced-A Bakersfield (28 G, 1 GS) and Double-A Jackson (22 G)...combined to go 4-5 with nine saves a 2.03 ERA (18ERx80.0IP).
- Named Mariners MiLB Relief Pitcher of the Year.
- Ranked fourth among all Mariners farmhands with 113 combined strikeouts between Bakersfield and Jackson.
- Began season with Bakersfield, going 4-3 with two saves and a 2.13 ERA (13ERx55.0IP) through 28 appearances (one start).
- Made lone start of the year on Apr. 27 against Stockton (0.1,6,5,0,0).
- Selected to California League Mid-Season All-Star team...made relief appearance (1.0,1,0,0,0,2).
- Did not allow an earned run in 13 consecutive starts from Apr. 29 – June 9, spanning 28.0 innings...lowered ERA from 7.59 to 2.09.
- Promoted to Jackson on July 12 and went 0-2 with seven saves and a 1.80 ERA (5ERx25.0IP) through 22 relief appearances for the Generals.
- Held opposing hitters to a combined .230 (68x296) batting average all season.

2014:

- Made 38 relief appearances for Single-A Clinton, posting a 4-4 record with two saves a 2.71 ERA (20ERx66.1IP).
- Allowed one or fewer earned runs in 35 of 38 games, including 27 shutout appearances.
- Did not allow an earned run over final eight appearances of the season, spanning 10.2 innings.
- Went 3-1 with a 0.67 ERA (2ERx27.0IP) over final 18 games of the year.
- Limited opposing hitters to a .221 (52x235) batting average...right-handed hitters batted .203 (32x158)...lefties hit .260 (20x77).
- Posted a 3-3 record with one save and a 1.86 ERA (8ERx38.2IP) in the second half...went 1-1 with one save and a 3.90 ERA (12ERx27.2IP) in the first half.

2013:

- Began professional career with rookie level AZL Mariners, went 2-3 with one save and a 4.50 ERA (17ERx34.0IP) in 14 appearances (4 GS).
- Made professional debut in relief on June 23 at AZL Royals (1.0,0,0,0,1,0).
- Earned first career win in relief on June 28 at AZL Reds (3.0,4,1,0,0,2).
- Notched first start of career on Aug. 2 against AZL Indians (4.0,3,1,0,0,3).
- Did not allow an earned run in first three professional outings, spanning 4.2 innings.

Personal:

- Paul Raymond Fry.
- Graduated from Waterford Kettering (Waterford, MI) High School in 2010.
- Graduated from St. Clair County Community College (Port Huron, MI) in May, 2013.

FRY'S CAREER PITCHING RECORD

Year	Team	LG	W-L	ERA	G	GS	CG	SHO	SV	IP	H	R	ER	HR	HB	BB	SO	WP	BK
2013	AZL Mariners	AZL	2-3	4.50	14	4	0	0	1	34.0	41	22	17	3	2	8	34	2	0
2014	Clinton	MID	4-4	2.71	38	0	0	0	2	66.1	52	23	20	1	1	33	77	9	0
2015	Bakersfield	CAL	4-3	2.13	28	1	0	0	2	55.0	46	15	13	0	3	14	70	2	0
	Jackson	SOU	0-2	1.80	22	0	0	0	7	25.0	22	6	5	0	1	10	43	2	0
2016	Tacoma	PCL	3-1	2.78	48	1	0	0	0	55.0	48	23	17	1	4	31	65	3	0
Minor Lg Totals			13-13	2.75	150	6	0	0	12	235.1	209	89	72	5	11	96	289	18	0



Reliever Paul Fry finished the 2016 season ranked first on the Rainiers with 48 games played, while ranking fifth in strikeouts (65).

FRONT
OFFICE

CHENEY
STADIUM

2017 TRIPLE-A
ALL-STAR GAME

COACHES/STAFF

2017
RAINIERS

2016 SEASON
REVIEW

OPPONENTS

HISTORY &
RECORDS

MEDIA &
MISC.



Baseball America
prospect rankings:

OSG. 100
#20 NR

BEN GAMEL

OF

BORN: 05/17/1992 IN NEPTUNE BEACH, FL
RESIDES: NEPTUNE BEACH, FL

ACQUIRED: IN A TRADE WITH NEW YORK AL IN EXCHANGE FOR JIO OROZCO (RHP) AND JUAN DE PAULA (RHP) ON AUG. 31, 2016.

DRAFTED: SELECTED BY NEW YORK AL IN THE 10TH ROUND OF THE 2010 DRAFT.

HEIGHT: 5' 11" **WEIGHT:** 187 **BATS:** LEFT **THROWS:** LEFT **AGE:** 24

AS OF OPENING DAY 2017

GAMEL'S CAREER SUMMARY

Single-Game

Career High...	R	H	2B	3B	HR	RBI	SB
	4	4 (4x)	3	2	1 (27x)	5 (2x)	2 (8x)
	5/8/13	6/11/16	5/21/13	4/18/13	9/12/16	5/11/14	7/22/16

2016:

- Split the majority of the year between Triple-A Scranton/Wilkes-Barre (116 G) and New York AL (6 G), but also logged time with Seattle (27 G)...combined to hit .298 (158x531) with 89 R, 28 2B, 5 3B, 7 HR, 56 RBI, and 19 SB...set career high mark in hits and runs.
- Started the year with Scranton/W-B...over three stints with the club hit .308 (149x483) with 80 R, 26 2B, 5 3B, 6 HR, 51 RBI, and 19 SB.
- Named International League Most Valuable Player...selected to IL Mid-Season All-Star team...hit leadoff and started in left field for the IL in the Triple-A All-Star Game, went 0-for-2.
- Led the International League with 80 runs...ranked fourth with 149 hits and sixth with a .308 (149x483) batting average.
- Recorded two hitting streaks of 15+ games, including a season-long 16-game streak from June 29 - July 17...hit .365 (27x74) with 12 R, 7 2B, 1 3B, 2 HR, 7 RBI, and 2 SB during that stretch.
- First selected by New York AL on May 5 and made Major League debut the next day on May 6 against Boston...earned first career ML hit on May 9 against Kansas City.
- Over six games with the Yankees, went 1-for-8 with one run scored.
- Traded from New York AL to Seattle in exchange for Jio Orozco (rhp) and Juan De Paula (rhp) on Aug. 31, 2016...spent the remainder of the year with the Mariners.
- Through 27 games in Seattle, hit .200 (8x40) with 8 R, 2 2B, 1 HR, and 5 RBI...swatted first career Major League home run with the Mariners on Sept. 12 at Los Angeles AL (hit off Brett Oberholzer).

2015:

- Logged a full season with Triple-A Scranton/Wilkes-Barre (129), hitting .300 (150x500) with 77 R, 28 2B, 14 3B, 10 HR, 64 RBI, and 13 SB...set career-best marks in triples, home runs, and RBI.
- Named International League Rookie of the Year...selected to IL Post-Season All-Star team...earned MiLB.com Organizational All-Star honors.
- Led the International League with 14 triples...finished the year ranked among the league leaders in slugging percentage (second, .472), total bases (second, 236), runs (tied-second, 77), hits (third, 150), extra base hits (tied-third, 52), and batting average (fourth, .300).
- Posted 13 outfield assists, leading the International League.
- Registered a season-best 12-game hitting streak from Aug. 1-13, hitting .429 (21x49) with 13 R, 4 2B, 2 3B, 3 HR, 9 RBI, and 2 SB.
- Hit .357 (40x112) with 19 R, 10 2B, 2 3B, 4 HR, and 15 RBI through 27 games in August.
- Drilled a grand slam home run on July 2 at Pawtucket...finished the game 1-for-5 with one run, four RBI, one walk.

2014:

- Played in a career-high 131 games for Double-A Trenton...hit .261 (142x544) with 58 R, 31 2B, 3 3B, 2 HR, 51 RBI, and 13 SB.
- Named to the Eastern League Mid-Season All-Star team...hit .286 (110x385) with 47 R, 24 2B, 3 3B, 2 HR, and 36 RBI prior to the break...started in left field for the East in the all-star game, going 0-for-3.
- Led the Eastern League with 544 at-bats, and ranked tied for third in hits (142).
- Hit .301 (31x103) with 17 R, 6 2B, 1 HR, and 14 RBI through 25 games in July.
- Posted a .292 (54x185) batting average against left-handed pitchers, while hitting .245 (88x359) against righties.

2013:

- Split the year between Advanced-A Tampa (96 G) and Double-A Trenton (16 G)...combined to hit .267 (115x431) with 55 R, 32 2B, 4 3B, 4 HR, 54 RBI, and 22 SB...set career-high marks in doubles and stolen bases.
- Named to MiLB.com Organizational All-Star team.
- Opened the year with Tampa, hitting .272 (99x364) with 50 R, 28 2B, 4 3B, 3 HR, 49 RBI, and 21 SB while with the Yankees.

GAMEL (CONTINUED)

2013 (continued):

- Hit .303 (73x241) against right-handed pitching, while hitting .211 (26x123) against lefties.
- Across 50 games in May and June, hit .305 (57x187) with 24 R, 14 2B, 2 3B, 3 HR, and 31 RBI.
- Promoted to Trenton on Aug. 15 and finished the year with the Thunder...hit .239 (16x67) with 5 R, 4 2B, 1 HR, and 5 RBI.
- Won an Eastern League Championship with Trenton...hit .533 (8x15) with 3 RBI during the playoffs.

2012:

- Posted a .306 (136x444) batting average over a full season with Single-A Charleston (110 G)...collected 56 R, 23 2B, 5 3B, 2 HR, 61 RBI, and 19 SB.
- Finished the year ranked eighth in the South Atlantic League with a .306 (136x444) batting average...led the RiverDogs in hits, RBI, and total bases.
- Posted the longest home hitting streak in the league at 18 games from June 26 – July 24...hit .361 (26x72) over that stretch.
- Registered a .320 (81x253) batting average during the second half of the season.

2011:

- Spent the year with short-season Staten Island (55 G), hitting .289 (55x190) with 20 R, 19 2B, 1 3B, 2 HR, 30 RBI, and 7 SB.
- Named to the New York-Penn League Mid-Season All-Star team...hit .302 (39x129) with 15 R, 13 2B, 1 3B, 1 HR, and 20 RBI prior to the break...came in off the bench and went 0-for-1 in the all-star game in left field.
- Posted a .319 (15x47) batting average against left-handed pitching, while hitting .280 (40x143) against lefties.

2010:

- Began professional career with rookie-level GCL Yankees (7 G)...hit .280 (7x25) with 3 R, 1 2B, and 1 SB.
- Made professional debut on Aug. 19 against GCL Pirates...went 1-for-3 with one run and one stolen base.

Personal:

- Benjamin Joseph Gamel (GAM-uhl).
- Graduated from Bishop Kenny High School in Jacksonville, FL.
- Was committed to play baseball at Florida State University before being selected by New York AL in the 10th round of the 2010 draft.
- Brother, Mat Gamel, played from 2005-12 in the Milwaukee organization.

GAMEL'S CAREER PLAYING RECORD

Year	Team	LG	AVG	G	AB	R	H	2B	3B	HR	RBI	BB	SO	SB	CS	OBP	SLG	SF	SAC	HP
2010	GCL Yankees	GCL	.280	7	25	3	7	1	0	0	0	3	8	1	2	.357	.320	0	0	0
2011	Staten Island	NYP	.289	55	190	20	55	19	1	2	30	24	50	7	2	.373	.432	3	0	3
2012	Charleston	SAL	.306	110	444	56	136	23	5	2	61	23	71	19	10	.342	.394	5	0	4
2013	Tampa	FSL	.272	96	364	50	99	28	4	3	49	48	77	21	5	.352	.396	7	3	1
	Trenton	EAS	.239	16	67	5	16	4	0	1	5	4	18	1	0	.282	.343	0	1	0
2014	Trenton	EAS	.261	131	544	58	142	31	3	2	51	36	88	13	5	.308	.340	3	1	2
2015	Scranton/WB	INT	.300	129	500	77	150	28	14	10	64	46	108	13	5	.358	.472	3	1	1
2016	NEW YORK	AL	.125	6	8	1	1	0	0	0	0	1	1	0	0	.222	.125	0	1	0
	Scranton/WB	INT	.308	116	483	80	149	26	5	6	51	43	94	19	8	.365	.420	4	1	2
	SEATTLE	AL	.200	27	40	8	8	2	0	1	5	5	15	0	0	.289	.325	0	2	0
Minor Lg Totals			.288	660	2617	349	754	160	32	26	311	227	514	94	37	.345	.404	25	7	13
Major Lg Totals			.188	33	48	9	9	2	0	1	5	6	16	0	0	.278	.292	0	3	0

FRONT
OFFICE

CHENEY
STADIUM

2017 TRIPLE-A
ALL-STAR GAME

COACHES/STAFF

2017
RAINIERS

2016 SEASON
REVIEW

OPPONENTS

HISTORY &
RECORDS

MEDIA &
MISC.



2017 World
Baseball Classic
Participant
ITALY

SAM GAVIGLIO

RHP

BORN: 05/22/1990 IN ASHLAND, OR
RESIDES: ASHLAND, OR

ACQUIRED: IN A TRADE WITH ST. LOUIS IN EXCHANGE FOR TY KELLY (INF)
ON NOV. 20, 2014.

DRAFTED: SELECTED BY ST. LOUIS IN THE FIFTH ROUND OF THE 2011
DRAFT.

HEIGHT: 6' 2" **WEIGHT:** 200 **BATS:** RIGHT **THROWS:** RIGHT **AGE:** 26

AS OF OPENING DAY 2017

GAVIGLIO'S CAREER SUMMARY

Single-Game

Career High...	IP	H	R	ER	HR	K	BB
	9.0	12	10	9	3 (2x)	11 (2x)	6
	8/8/16	8/25/16	8/25/16	8/25/16	5/24/15	6/10/14	7/11/12

2016:

- Split time between Double-A Jackson (18 G, 17 GS) and Tacoma (10 G, 9 GS)...combined to post an 8-7 record with a 3.98 ERA (73ERx165.0IP).
- Began the year with the Generals, and over two stints with the club went 5-5 with a 4.15 ERA (47ERx102.0IP).
- Spent two chunks of time with Tacoma, combining to go 3-2 with a 3.71 ERA (26ERx63.0IP).
- Recorded first career complete game, a shutout, on Aug. 8 against Sacramento (9.0,4,0,0,1,6).
- Won three straight starts for the Rainiers from Aug. 3-15...posted a 0.84 ERA (2ERx21.2IP) while holding opposing hitters to a .176 (13x74) batting average over that stretch.
- Combined to limit opposing hitters to a .255 (163x639) batting average over time with Tacoma and Jackson...right-handed batters hit .252 (89x353), while lefties hit .259 (74x286).
- Contributed a total of 17 quality starts (6.0+ IP, three or fewer ER allowed) for the Rainiers and Generals.

2015:

- Spent majority of the season with Tacoma, posting an 8-7 record with a 5.13 ERA (58ERx101.2IP) in 21 games (17 GS)...also made two rehab starts for AZL Mariners in August, posting a 0.00 ERA (0ERx4.0IP).
- Began season in Rainiers rotation, going 7-7 with a 5.13 ERA (53ERx93.0IP) in 17 starts.
- Placed on disabled list on July 16 with a sore elbow...after rehab assignment with AZL Mariners, was activated from disabled list on Aug. 24.
- Moved to bullpen on return to Tacoma, and made four relief appearances to close out the season, going 1-0 with a 5.19 ERA (5ERx8.2IP).
- Went 5-3 with a 3.97 ERA (25ERx56.2IP) at Cheney Stadium...posted a 3-4 record with a 6.60 ERA (33ERx45.0IP) on the road.
- Held right-handed hitters to a .233 (51x219) batting average...lefties hit .287 (51x178).
- Surrendered 16 home runs in the PCL, ranked second most on the Rainiers...also ranked second on club in innings pitched (101.2) and hits allowed (102).
- Won three consecutive starts from May 29 - June 8...posted a 1.21 ERA (3ERx22.1IP) over that stretch.

2014:

- Acquired in trade with St. Louis on Nov. 20, 2014.
- Played season in Cardinals organization with Double-A Springfield (25 G, 24 GS)...posted a 5-12 record with a 4.28 ERA (65ERx136.2IP) and 126 strikeouts.
- Ranked third in Texas League in strikeouts (126)...ranked first on Cardinals in strikeouts (126), second in starts (24), fourth in innings pitched (136.2).
- Improved second half of the season saw him post a 2-4 record with a 2.90 ERA (20ERx62.0IP)...earned 3-8 record and 5.42 ERA (45ERx74.2IP) prior to all-star break.
- Season high 11 strikeouts came on June 10 against Tulsa (7.0,6,1,1,0,11).
- Struck out five or more batters in 14 of 24 starts.
- Made sole relief appearance (second of career) on Aug. 31 at Tulsa (5.0,6,3,3,1,4).

2013:

- Missed majority of third season with right forearm strain...combined for nine appearances (eight starts) between Single-A Palm Beach and rookie-level GCL Cardinals.
- In two August appearances (one start) with GCL Cardinals notched 0.00 ERA (0ERx8.0IP) with 9 strikeouts.
- Made seven starts with Palm Beach, recording a 4-1 record and 2.72 ERA (12ERx39.2IP) with 30 strikeouts.
- Won first three starts of the year on Apr. 5 (5.0 IP), Apr. 11 (6.0 IP), and Apr. 17 (6.0 IP)...posted a 2.65 ERA (5ERx17.0IP) during that span.
- Went 3-0 with a 3.58 for Salt River in the Arizona Fall League.

2012:

- Spent entire sophomore campaign with Single-A Quad Cities (23 G/GS)...went 9-9 with a 3.92 ERA (58ERx133.0IP) and 113 strikeouts.

GAVIGLIO (CONTINUED)

2012 (continued):

- Ranked first on team in strikeouts (113), first in innings pitched (133.0), tied for second in starts (23), second in wins (9).
- Near the top of Cardinals minor league pitchers in wins (sixth, 9), innings pitched (eighth, 133.0), and strikeouts (sixth, 113).
- Held opponent scoreless in 3-of-23 starts...June 28 against Cedar Rapids (7.0 IP), July 25 at Clinton (6.0 IP), and Aug. 6 at Burlington (6.0 IP).
- Tossed 8.0 innings at Wisconsin for his longest outing of the season (8.0,6,3,2,1,3).
- Season-high 11 strikeouts tossed against Kane County on the road on July 4 (5.1,7,6,2,1,11,1 HR).

2011:

- Began professional career with two starts for Batavia Muckdogs of the New York-Penn League...went 0-0 with a 0.00 ERA (0ERx4.0IP).
- Surrendered 2 hits in 4.0 innings.

Personal:

- Samuel Joseph Gaviglio (guh-VEE-lee-oh).
- Graduated from Ashland (OR) High School, 2008...three-time letter winner in baseball, two-time letter winner in football...named Oregon 5A Pitcher of the Year as a senior.
- Played for three seasons at Oregon State, 2009-2011...went 25-7 in his career as a Beaver...named Freshman All-Conference and second-Team All-American his junior year...opened junior year with 41.2 consecutive scoreless innings.
- Originally drafted by Tampa Bay in the 40th round of the 2008 draft but did not sign.

GAVIGLIO'S CAREER PITCHING RECORD

Year	Team	LG	W-L	ERA	G	GS	CG	SHO	SV	IP	H	R	ER	HR	HB	BB	SO	WP	BK
2011	Batavia	NYP	0-0	0.00	2	2	0	0	0	4.0	2	0	0	0	0	0	4	0	0
2012	Quad Cities	MID	9-9	3.92	23	23	0	0	0	133.0	128	74	58	12	11	30	113	16	0
2013	GCL Cards	GCL	0-0	0.00	2	1	0	0	0	8.0	4	0	0	0	0	1	9	0	0
	Palm Beach	FSL	4-1	2.72	7	7	0	0	0	39.2	29	13	12	2	1	12	30	1	0
2014	Springfield	TEX	5-12	4.28	25	24	0	0	0	136.2	153	79	65	8	9	46	126	12	3
2015	AZL Mariners	AZL	0-0	0.00	2	2	0	0	0	4.0	2	0	0	0	0	0	1	0	0
	Tacoma	PCL	8-7	5.13	21	17	0	0	0	101.2	102	64	58	16	4	36	79	4	0
2016	Jackson	SOU	5-5	4.15	18	17	0	0	0	102.0	104	51	47	7	1	22	73	3	0
	Tacoma	PCL	3-2	3.71	10	9	1	1	0	63.0	59	29	26	7	1	14	50	2	0
Minor Lg Totals			34-36	4.04	110	102	1	1	0	592.0	583	310	266	52	27	161	485	38	3



Sam Gaviglio recorded his first career complete game, a four-hit shutout effort with six strikeouts against the Sacramento River Cats on Aug. 8, 2016.

FRONT
OFFICE

CHENEY
STADIUM

2017 TRIPLE-A
ALL-STAR GAME

COACHES/STAFF

2017
RAINIERS

2016 SEASON
REVIEW

OPPONENTS

HISTORY &
RECORDS

MEDIA &
MISC.



TUFFY GOSEWISCH

BORN: 08/17/1983 IN FREEPORT, IL
RESIDES: PHOENIX, AZ

C

ACQUIRED: CLAIMED OFF WAIVERS FROM ATLANTA ON JAN. 26, 2017.

DRAFTED: SELECTED BY PHILADELPHIA IN THE 11TH ROUND OF THE 2005 DRAFT.

HEIGHT: 5' 11" **WEIGHT:** 200 **BATS:** RIGHT **THROWS:** RIGHT **AGE:** 33

AS OF OPENING DAY 2017

GOSEWISCH'S CAREER SUMMARY

Single-Game

Career High...	R	H	2B	3B	HR	RBI	SB
	3 (10x)	4 (3x)	3	1 (8x)	2 (4x)	6	1 (10x)
	8/27/13	5/14/13	5/7/15	8/11/16	6/30/16	6/1/11	5/20/15

2016:

- Split the year between Triple-A Reno (58 G) and Arizona (33 G), hitting a combined .284 (82x289) with 41 R, 14 2B, 2 3B, 12 HR, and 35 RBI.
- Opened the season with Reno, hitting .342 (68x199) with 33 R, 13 2B, 1 3B, 9 HR, and 26 RBI over 58 games with the Aces.
- Posted a season-best 11-game hitting streak from May 31 – June 14...hit .467 (21x45) with 10 R, 5 2B, 1 3B, 1 HR, and 7 RBI during that stretch.
- Named to the Pacific Coast League Mid-Season All-Star team...did not play in all-star game due to promotion to Arizona.
- Recalled by the Diamondbacks on July 1 and spent the remainder of the season in Arizona...hit .156 (14x90) with 8 R, 1 2B, 1 3B, 3 HR, and 7 RBI.
- Combined to throw out 21-of-57 (36.8%) attempted base stealers.

2015:

- Spent the year with Arizona, playing in 38 games and hitting .211 (27x128) with 9 R, 6 2B, 1 HR, 13 RBI, and 2 SB.
- Tore right ACL on May 27 and placed on the 15-day disabled list on May 28...underwent surgery to repair knee on June 5, performed by Dr. Gary Waslewski...transferred to 60-day disabled list on July 4...activated from disabled list on Nov. 3.
- Threw out 36.7% (19 SB, 11 CS) of would-be base stealers.

2014:

- Logged a full season with Arizona (41 G)...hit .225 (29x129) with 6 R, 8 2B, 1 HR, and 7 RBI.
- Through 35 games behind the plate, posted a .996 fielding percentage, the ninth best mark among National League catchers.
- Threw out 42.1% (11 SB, 8 CS) of attempted base stealers.
- Recorded a season-high three hits twice...Sep. 17 against San Francisco (3x4, 2B)...June 13 at Los Angeles NL (3x4, RBI).

2013:

- Registered time with Triple-A Reno (72 G) and Arizona (14) during first season in the Diamondbacks organization...hit a combined .268 (79x295) with 31 R, 22 2B, 1 3B, 7 HR, 36 RBI, and 1 SB.
- Kicked off the campaign with Reno, hitting .284 (71x250) with 30 R, 20 2B, 1 3B, 7 HR, 33 RBI, and 1 SB over two stints with the club.
- Posted a season-best 11-game hitting streak from May 3-24...hit .450 (18x40) with 5 R, 1 2B, 2 HR, and 6 RBI over the streak.
- Named to the Pacific Coast League Mid-Season All-Star team...posted a .281 (57x203) batting average with 24 R, 16 2B, 1 3B, 6 HR, and 24 RBI before the break...went 0-for-2 in the all-star game.
- Selected by Arizona on Aug. 1 and made Major League debut that same day at Texas...went 1-for-3.
- Across two stints and 14 games with the Rangers, hit .178 (8x45) with 1 R, 2 2B, and 3 RBI.
- Selected as an MiLB.com Organizational All-Star following the season.
- Played with Licey in the Dominican Winter League.

2012:

- Played with Triple-A Lehigh Valley (65 G) and Triple-A Las Vegas (24 G)...combined to hit .216 (64x296) with 31 R, 21 2B, 1 3B, 5 HR, and 28 RBI.
- Opened the year with Lehigh Valley, hitting .192 (41x213) with 22 R, 13 2B, 4 HR, and 20 RBI for the IronPigs.
- Traded from Philadelphia to Toronto in exchange for future considerations on July 31.
- Closed out the remainder of the season with Las Vegas, hitting .277 (23x83) with 9 R, 8 2B, 1 3B, 1 HR, and 8 RBI.
- Threw out attempted base stealers at a rate of 32.9% (55 SB, 27 CS) across time with Lehigh Valley and Las Vegas.

GOSEWISCH (CONTINUED)

2011:

- Logged a second consecutive full season with Double-A Reading (109 G)...hit .247 (91x369) with 41 R, 19 2B, 13 HR, 66 RBI, and 4 SB...set career high marks in games, hits, home runs, and RBI.
- Hit .309 (21x68) with 7 R, 2 2B, 3 HR, and 16 RBI through 20 games in June.
- Registered a .318 (28x88) batting average against left-handed pitchers, while hitting .224 (63x281) against righties.
- Caught 108 games, and threw out 32.8% (82 SB, 40 CS) of would-be base stealers.

2010:

- Played a full year with Double-A Reading (97 G), hitting .241 (75x311) with 46 R, 22 2B, 1 3B, 9 HR, and 32 RBI.
- Named the Best Defensive Catcher in the Eastern League by Baseball America following the season...posted a league-best .997 fielding percentage and threw out 31.8% (58SB, 27 CS) of base stealers, the fifth best mark on the circuit.
- Went 3-for-4 with 2 R, 2 HR, and as season-high 4 RBI on Aug. 27 against Binghampton.

2009:

- Posted time with Double-A Reading (60 G) and Triple-A Lehigh Valley (16 G)...combined to hit .235 (61x260) with 22 R, 20 2B, 1 HR, and 21 RBI.
- Spent time on the 7-day disabled list from July 16 - Aug. 12 with a left hand fracture.
- While with Reading, hit .244 (50x205) with 16 R, 17 2B, 1 HR, and 20 RBI.
- Transferred to Lehigh Valley on Aug. 14 and spent the rest of the year with the IronPigs, hitting .200 (11x55) with 6 R, 3 2B, and 1 RBI.
- Played for Scottsdale (11 G) in the Arizona Fall League...hit .318 (14x44).

2008:

- Logged time in 102 games with Advanced-A Clearwater, hitting .218 (72x330) with 38 R, 19 2B, 1 3B, 3 HR, 34 RBI, and 2 SB.
- Posted best month of the season in May, hitting .270 (17x63) with 8 R, 4 2B, 1 HR, and 10 RBI through 23 games.
- Recorded 19 multi-hit games, including four three-hit games and one four-hit contest on July 30 at Sarasota (4x5, 2 R, 2B).
- Played for Mesa in the Arizona Fall League...hit .280 (7x25).

2007:

- Member of the Single-A Lakewood BlueClaws (92 G) for a full season...hit .224 (76x339) with 52 R, 24 2B, 2 3B, 5 HR, and 45 RBI...set career-high marks in runs and doubles.
- Named to the South Atlantic League Mid-Season All-Star team...hit .226 (40x177) before the break...came in at catcher off the bench and did not record an at-bat in the all-star game.
- Hit .292 (21x72) with 12 R, 3 2B, 1 3B, 1 HR, and 11 RBI through 19 games in May.
- Gunned down 38.8% (74 SB, 47 CS) of would-be base stealers.

2006:

- Spent a full year with Advanced-A Clearwater in the Florida State League...hit .252 (77x305) with 32 R, 14 2B, 9 HR, 39 RBI, and 1 SB.
- Hit only .228 (31x136) during the first half of the season, but hit .272 (46x169) after the all-star break.
- Threw out 41.1% (73 SB, 51 CS) of attempted base stealers.

2005:

- Kicked off professional career with short-season Batavia (10 G)...hit .237 (9x38) 2 R, 1 2B, and 5 RBI.
- Made pro debut on July 5, going 0-for-3.
- Season cut short due to a right elbow contusion.
- Threw out 42.9% (8 SB, 6 CS) of attempted base stealers.

Personal:

- James Benjamin Gosewisch (GOHS-uh-wish).
- Father gave him the nickname "Tuffy" when he was six months old.
- Wife, Kyleyn...daughter, Everleigh.
- Graduated from Horizon High School in Scottsdale, AZ...had jersey No. 2 retired by the program in 2016.
- Played collegiately at Arizona State University from 2002-05...posted a career batting average of .320 (203x634) with 126 R, 40 2B, 3 3B, 10 HR, 166 RBI, and 7 SB with the Sun Devils...named a semifinalist for the Johnny Bench Award in 2004 and 2005.
- Brother, Chip, spent two years in the Los Angeles AL system from 1999-2000.

GOSEWISCH'S CAREER PLAYING RECORD

Year	Team	LG	AVG	G	AB	R	H	2B	3B	HR	RBI	BB	SO	SB	CS	OBP	SLG	SF	SAC	HP
2005	Batavia	NYP	.237	10	38	2	9	1	0	0	5	2	6	0	0	.275	.263	0	0	0
2006	Clearwater	FSL	.252	95	305	32	77	14	0	9	39	24	55	1	0	.318	.387	2	2	6
2007	Lakewood	FSL	.224	92	339	52	76	24	2	5	45	29	69	0	3	.296	.351	4	2	7
2008	Clearwater	FSL	.218	102	330	38	72	19	1	3	34	31	44	2	1	.292	.309	4	4	5
2009	Reading	EAS	.244	60	205	16	50	17	0	1	20	14	34	0	1	.314	.341	0	3	7
	Lehigh Valley	INT	.200	16	55	6	11	3	0	0	1	2	13	0	0	.228	.255	0	0	0
2010	Reading	EAS	.241	97	311	46	75	22	1	9	32	49	67	0	0	.353	.405	0	5	5
2011	Reading	EAS	.247	109	369	41	91	19	0	13	66	20	61	4	6	.295	.404	6	3	8
2012	Lehigh Valley	INT	.192	65	213	22	41	13	0	4	20	9	42	0	0	.241	.310	1	0	5
	Las Vegas	PCL	.277	24	83	9	23	8	1	1	8	9	17	0	1	.365	.434	1	1	3
2013	Reno	PCL	.284	72	250	30	71	20	1	7	33	17	40	1	1	.327	.456	4	0	1
	ARIZONA	NL	.178	14	45	1	8	2	0	0	3	0	8	0	0	.174	.222	1	1	0
2014	ARIZONA	NL	.225	41	129	6	29	8	0	1	7	3	24	0	0	.242	.310	0	0	0
2015	ARIZONA	NL	.211	38	128	9	27	6	0	1	13	8	23	2	1	.261	.281	1	0	1
2016	Reno	PCL	.342	58	199	33	68	13	1	9	26	15	30	0	0	.399	.553	0	1	4
	ARIZONA	NL	.156	33	90	8	14	1	1	3	7	7	22	0	0	.224	.289	0	1	1
Minor Lg Totals			.246	800	2697	327	664	173	7	61	329	221	478	8	13	.313	.383	22	21	51
Major Lg Totals			.199	126	392	24	78	17	1	5	30	18	77	2	1	.237	.286	2	2	2

FRONT
OFFICE

CHENEY
STADIUM

2017 TRIPLE-A
ALL-STAR GAME

COACHES/STAFF

2017
RAINIERS

2016 SEASON
REVIEW

OPPONENTS

HISTORY &
RECORDS

MEDIA &
MISC.



NICK HAGADONE

LHP

BORN: 01/01/1986 IN SANDPOINT, ID
RESIDES: AUBURN, WA

ACQUIRED: SIGNED AS A MINOR LEAGUE FREE AGENT ON JAN. 31, 2017.

DRAFTED: SELECTED BY BOSTON IN THE FIRST ROUND (55TH OVERALL) OF THE 2007 DRAFT.

HEIGHT: 6' 5" **WEIGHT:** 230 **BATS:** LEFT **THROWS:** LEFT **AGE:** 31

AS OF OPENING DAY 2017

HAGADONE'S CAREER SUMMARY

Single-Game

Career High...	IP	H	R	ER	HR	K	BB
5.0 (4x)	6	5	5	2	7 (5x)	6	
6/6/10	6/18/10	6/18/10	6/18/10	4/8/14	6/24/10	6/12/10	

2016:

- Did not play, recovering from surgery in February 2016 to repair a fractured left elbow.

2015:

- Logged time with Cleveland (36 G) and a rehab stint with Single-A Mahoning Valley (1 G)...combined to go 0-1 with a 4.23 ERA (13ERx27.2IP).
- Held opponents without an earned run in 26-of-36 outings, and allowed more than one earned run only twice.
- Owned a 3.09 ERA (4ERx11.2IP) on the road, while posting a 5.17 ERA (9ERx15.2IP) at home.
- Placed on the 15-day disabled list from July 7 through the end of the season with lower back and elbow soreness.
- Made one rehab appearance with Mahoning Valley and suffered a broken bone in left elbow (medial epicondyle)...underwent surgery on July 23 with Dr. James Andrews in Pensacola, FL to fixate and stabilize the bone.
- Combined to hold opposing hitters to a .270 (30x111) batting average...right-handed batters hit .281 (16x57), while lefties hit .259 (14x54).

2014:

- Pitched for Triple-A Columbus (23 G) and Cleveland (35 G)...posted a combined record of 4-4 with one save and a 3.29 ERA (19ERx52.0IP).
- Kicked off the year with Columbus, and over four stints with the Clippers went 3-4 with one save and a 3.77 ERA (12ERx28.2IP).
- Struck out a season-high five batters on April 24 against Gwinnett (2.0,1,0,0,1,5).
- Recalled by Cleveland for the first of four total stints with the Indians on May 3...combined to go 1-0 with a 2.70 ERA (7ERx23.1IP) over 35 relief outings.
- Held opponents without an earned run in 29-of-35 outings with the Indians, allowing more than one earned run just once.
- Limited opposing hitters to a .234 (44x188) batting average...right-handed batters hit .255 (25x98), while lefties hit .211 (19x90).

2013:

- Split time between Triple-A Columbus (27 G) and Cleveland (36 G), going a combined 2-4 with seven saves and a 3.96 ERA (28ERx63.2IP).
- Began the season with Columbus and made numerous trips between the Clippers and Cleveland...over five stints with Columbus, went 2-3 with seven saves and a 2.51 ERA (9ERx32.1IP).
- Converted 7-of-8 save opportunities with the Clippers.
- Struck out a season-high five batters on May 23 against Syracuse (2.0,3,2,2,1,5)...took the loss.
- Went 1-1 with four saves and a 2.31 ERA (3ERx11.2IP) over 11 games in August with Columbus.
- Earned first of six recalls to Cleveland on April 12 and combined to go 0-1 with a 5.46 ERA (19ERx31.1IP) for the Indians.
- Finished the year ranked fifth among American League relievers in inherited runners scoring percentage (17.6%, 6-of-34).
- Combined to limit opposing offenses to a .211 (48x227) batting average...right-handed batters hit .244 (32x131), while lefties hit .167 (16x96).

2012:

- Limited to just 32 games between Triple-A Columbus (5 G) and Cleveland (27 G)...combined to post a 1-0 record with one save and a 4.96 ERA (18ERx32.2IP).
- Opened the year with Columbus and went 0-0 with a 0.00 ERA (0ERx7.1IP) over two stints and five games with the Clippers.
- Promoted to Cleveland twice and posted a combined record of 1-0 with one save and a 6.39 ERA (18ERx25.2IP).
- Earned first career Major League save on May 7 against Chicago AL (1.0,0,0,0,1,0).

HAGADONE (CONTINUED)

2012 (continued):

- Season ended following July 6 outing against Tampa Bay due to a self-inflicted injury to left forearm (broken left radius)...had surgery to repair radius on July 10, performed by Dr. Thomas Graham.
- Held opposing hitters to a combined .214 (30x140) batting average...right-handers hit .282 (20x71), while lefties hit .192 (10x52).

2011:

- Registered time with Double-A Akron (12 G), Triple-A Columbus (34 G), and Cleveland (9 G)...owned a combined record of 7-4 with four saves and a 2.96 ERA (27ERx82.0IP).
- Began the campaign with Akron, going 2-1 with a 1.59 ERA (4ERx22.2IP) over 12 games.
- Transferred to Columbus on May 20 and made 34 relief appearances for the Clippers, going 4-3 with four saves and a 3.35 ERA (18ERx48.1IP).
- Recalled by Cleveland on Aug. 26 and optioned back to Columbus on Aug. 28 without appearing in a game...recalled again by the Indians on Sept. 1 and spent the remainder of the season in Cleveland, going 1-0 with a 4.09 ERA (5ERx11.0IP).
- Made Major League debut on Sept. 1 against Oakland (1,2,2,3,3,1,1).
- Earned first career Major League win on Sept. 24 against Minnesota (1,0,0,0,0,0,0).
- Limited opposing hitters to a .201 (60x298) batting average...right-handed batters hit .254 (45x177), while lefties hit .149 (15x101).

2010:

- Logged time with Advanced-A Kinston (10 GS) and Double-A Akron (19 G, 7 GS)...combined to go 3-5 with one save and a 3.57 ERA (34ERx85.2IP).
- Opened the year with Kinston, going 1-3 with a 2.39 ERA (10ERx37.2IP) over 10 starts for the club.
- Transferred to Akron on June 1 and made 19 appearances for the Aeros, including seven starts...went 2-2 with one save a 4.50 ERA (24ERx48.0IP).
- Registered first career professional save on July 25 at Reading (2,2,0,0,0,1,1).
- On the Akron 7-day disabled list from July 5-22 with left shoulder discomfort.
- Held opposing hitters to a combined .226 (72x318) batting average...right-handed batters hit .248 (55x222), while lefties hit .177 (17x96).

2009:

- Limited to just 17 starts split between Single-A Greenville (10 GS), Single-A Lake County (5 GS), and Advanced-A Kinston (2 GS)...combined to go 0-3 with a 2.82 ERA (14ERx44.2IP).
- Began the season with Greenville and went 0-2 with a 2.52 ERA (7ERx25.0IP) across 10 starts for the Drive.
- Traded from Boston to Cleveland along with teammates Justin Masterson (rhp) and Bryan Price (rhp) in exchange for Victor Martinez (c) on July 31, 2009.
- Assigned to Lake County, going 0-1 with a 2.45 ERA (4ERx14.2IP) over five starts.
- Named South Atlantic League Pitcher of the Week for Aug. 17-24...made two starts and did not factor into either decision, allowing zero earned runs and one hit over 6.0 innings of work.
- Finished the year with Kinston after a promotion on Sept. 2...did not factor into a decision and owned a 5.06 ERA (3ERx5.1IP) across two starts.
- Limited opposing hitters to a combined .167 (26x156) batting average...right-handed batters hit .168 (21x125), while lefties hit .161 (5x31).

2008:

- Made only three starts for Single-A Greenville, going 1-1 with a 0.00 ERA (0ERx10.0IP).
- Season cut short after being placed on the disabled list on April 19 with left elbow soreness stemming from reconstructive surgery.

2007:

- Began professional career with short-season Lowell (10 GS), owning an 0-1 record with a 1.85 ERA (5ERx24.1IP).
- Made pro debut on July 18 at Aberdeen (1,1,6,5,1,1,HR).
- Did not allow an earned run over final nine starts of the season, spanning 23.0 innings of work...set a Lowell club record for consecutive scoreless innings pitched.

Personal:

- Nicholas Michael Hagadone (HAG-ah-donn).
- Wife, Pesarakphorn...daughter, Haylee...son, Oliver.
- Graduated from Sumner (WA) High School...played baseball and football.
- Played collegiately at the University of Washington from 2005-07...compiled a career 8-3 record with 15 saves and a 3.51 ERA (50ERx128.1IP) across 55 appearances (7 GS) for the Huskies...named First-Team All-Pac-10 junior year in 2007...combined on a no-hitter with Tim Lincecum as a sophomore in 2006...fourth-highest draft selection in UW history.
- Father played football at the University of Idaho...mother played volleyball at Montana State University.
- Originally selected by Seattle in the 36th round of the 2004 draft, but did not sign.

FRONT
OFFICE

CHENEY
STADIUM

2017 TRIPLE-A
ALL-STAR GAME

COACHES/STAFF

2017
RAINIERS

2016 SEASON
REVIEW

OPPONENTS

HISTORY &
RECORDS

MEDIA &
MISC.

HAGADONE'S CAREER PITCHING RECORD

Year	Team	LG	W-L	ERA	G	GS	CG	SHO	SV	IP	H	R	ER	HR	HB	BB	SO	WP	BK
2007	Lowell	NYP	0-1	1.85	10	10	0	0	0	24.1	14	5	5	1	0	8	33	1	0
2008	Greenville	SAL	1-1	0.00	3	3	0	0	0	10.0	5	3	0	0	0	6	12	2	0
2009	Greenville	SAL	0-2	2.52	10	10	0	0	0	25.0	13	8	7	0	4	14	32	1	0
	Lake County	SAL	0-1	2.45	5	5	0	0	0	14.2	8	4	4	0	1	5	21	3	0
	Kinston	CAR	0-0	5.06	2	2	0	0	0	5.1	5	3	3	0	0	5	6	1	0
2010	Kinston	CAR	1-3	2.39	10	10	0	0	0	37.2	28	11	10	2	0	29	45	2	0
	Akron	EAS	2-2	4.50	19	7	0	0	1	48.0	44	27	24	5	1	34	44	7	0
2011	Akron	EAS	2-1	1.59	12	0	0	0	0	22.2	14	4	4	0	0	7	24	1	0
	Columbus	INT	4-3	3.35	34	0	0	0	4	48.1	42	27	18	5	0	15	53	1	2
	CLEVELAND	AL	1-0	4.09	9	0	0	0	0	11.0	4	6	5	0	1	6	11	2	0
2012	Columbus	INT	0-0	0.00	5	0	0	0	0	7.1	4	0	0	0	0	1	7	0	0
	CLEVELAND	AL	1-0	6.39	27	0	0	0	1	25.1	26	18	18	4	0	15	26	2	0
2013	Columbus	INT	2-3	2.51	27	0	0	0	7	32.1	24	9	9	1	0	17	46	0	0
	CLEVELAND	AL	0-1	5.46	36	0	0	0	0	31.1	24	21	19	4	0	21	30	3	0
2014	Columbus	INT	3-4	3.77	23	0	0	0	1	28.2	26	16	12	5	1	12	41	1	0
	CLEVELAND	AL	1-0	2.70	35	0	0	0	0	23.1	18	7	7	3	0	6	27	0	0
2015	Mah. Valley	NYP	0-0	0.00	1	0	0	0	0	0.1	0	0	0	0	0	0	0	0	0
	CLEVELAND	AL	0-1	4.28	36	0	0	0	0	27.1	30	16	13	3	0	12	28	2	0
2016	<i>Did Not Play - Injured</i>																		
Minor Lg Totals			15-21	2.84	161	47	0	0	13	304.2	227	117	96	19	7	153	364	20	2
Major Lg Totals			3-2	4.72	143	0	0	0	1	118.1	102	68	62	14	1	60	122	9	0

TACOMA ERA CHAMPIONS

Tacoma has had 14 pitchers lead the PCL in ERA:

YR	PITCHER	ERA
1962	Gaylord Perry	2.48
1965	Bill Hands	2.19
1969	Jim Colborn	2.28
1974	Juan Veintidos	3.67
1975	Steve Luebber	2.39
1977	Eddie Bane	4.14
1978	Larry McCall	2.93
1982	Chris Codioli	1.90
1994	Doug Johns	2.89
1996	Bob Milacki	2.74
1997	Edwin Hurtado	3.88
1999	Melvin Bunch	3.10
2001	Denny Stark	2.37
2007	Jorge Campillo	3.07



MITCH HANIGER

OF

BORN: 12/23/1990 IN MOUNTAIN VIEW, CA
RESIDES: SANTA CLARA, CA

ACQUIRED: IN A FIVE-PLAYER TRADE WITH ARIZONA ON NOV. 23, 2016.

DRAFTED: SELECTED BY MILWAUKEE IN THE FIRST ROUND (38TH OVERALL) OF THE 2012 DRAFT.

Baseball America
prospect rankings:
OGE. #5
ICE 100
NR

HEIGHT:	WEIGHT:	BATS:	THROWS:	AGE:
6' 2"	210	RIGHT	RIGHT	26

AS OF OPENING DAY 2017

HANIGER'S CAREER SUMMARY

Single-Game Career High...	R	H	2B	3B	HR	RBI	SB
	3 (8x)	4 (5x)	3	1 (16x)	2 (8x)	4 (9x)	3
	7/23/16	7/21/16	8/17/13	8/31/16	7/24/16	9/4/16	5/3/13

- 2016:**
- Spent time with Double-A Mobile (55 G), Triple-A Reno (74 G), and Arizona (34 G)...combined to hit .303 (172x567) with 88 R, 36 2B, 6 3B, 30 HR, 111 RBI, and 12 SB...set career-high marks in hits, triples, home runs, and RBI.
 - Opened the campaign with Mobile, hitting .294 (58x197) with 21 R, 14 2B, 2 3B, 5 HR, 30 RBI, and 4 SB over 55 games with the BayBears.
 - Named to the Southern League Mid-Season All-Star team...did not play in all-star game due to promotion to Reno.
 - Earned first career promotion to Triple-A with the Aces on June 10...over two stints with the club, combined to hit .341 (89x261) with 58 R, 20 2B, 3 3B, 20 HR, 64 RBI, and 8 SB.
 - Named MiLB.com Organizational All-Star and Baseball America Triple-A All-Star.
 - Tabbed as Pacific Coast League Player of the Week for July 18-24...hit .484 (15x31) with 12 R, 4 2B, 6 HR, and 13 RBI over that stretch.
 - Honored by MiLB.com as the PCL Player of the Month for July...hit .402 (45x112) with 30 R, 13 2B, 1 3B, 11 HR, and 35 RBI through 28 games that month.
 - Selected by Arizona on Aug. 16 and made Major League debut that same day against New York NL...went 2-for-4 with 1 R, 1 2B, 1 3B, and 3 RBI while starting in left field.
 - Over two stints with the Diamondbacks, hit .229 (25x109) with 9 R, 2 2B, 1 3B, 5 HR, and 17 RBI.
 - Notched first Major League hit on Aug. 16 against New York NL...first ML home run on Sept. 12 against Colorado (hit off Jake McGee).
 - Traded from Arizona to Seattle along with teammates Jean Segura (inf) and Zac Curtis (lhp) in exchange for Taijuan Walker (rhp) and Ketel Marte (inf) on Nov. 23, 2016.
- 2015:**
- Registered time with Double-A Mobile (55 G) and Advanced-A Visalia (49 G)...combined to hit .310 (110x355) with 63 R, 26 2B, 4 3B, 13 HR, 55 RBI, and 12 SB.
 - Kicked off the season with Mobile, hitting .281 (43x153) with 23 R, 10 2B, 1 3B, 1 HR, 19 RBI, and 4 SB through 55 games.
 - Transferred to Visalia on June 25 and spent the remainder of the season with the Rawhide, hitting .332 (67x202) with 40 R, 16 2B, 3 3B, 12 HR, 36 RBI, and 8 SB.
 - Posted a season-long 12-game hitting streak from July 4-16...hit .431 (22x51) with 12 R, 6 2B, 1 3B, 5 HR, and 12 RBI during the streak.
 - Named California League Player of the Week for June 22-29...spanned just the first four games with Visalia, hitting .476 (10x21) with 4 R, 3 2B, 1 3B, 2 HR, and 9 RBI.
 - While with the Rawhide, hit .353 (59x167) against right-handed pitchers and .229 (8x35) against lefties.
 - Entered the year ranked No. 13 prospect in the Arizona organization by MLB.com.
- 2014:**
- Divided time between Double-A Huntsville (67 G), rookie-level AZL Diamondbacks (4 G), and Double-A Mobile (8 G)...combined to hit .259 (73x282) with 50 R, 11 2B, 1 3B, 11 HR, 43 RBI, and 4 SB.
 - Began the year with Huntsville, playing in 67 games and hitting .255 (62x243) with 41 R, 7 2B, 1 3B, 10 HR, and 34 RBI.
 - Spent time on the 7-day disabled list from June 20 (retro: June 17) to Aug. 22.
 - Traded from Milwaukee to Arizona along with teammate Anthony Banda (lhp) in exchange for Gerardo Parra (of) on July 31, 2014.
 - Sent on rehab assignment to AZL D-backs, hitting .200 (3x15) with 4 R, 1 2B, 1 HR, and 4 RBI across four games.
 - Closed out the season with Mobile after coming off the disabled list...hit .333 (8x24) with 5 R, 3 2B, and 5 RBI over the final eight games.
 - Entered the year ranked No. 3 in the Brewers organization by Baseball America and Baseball Prospectus, and No. 8 by MLB.com.

HANIGER (CONTINUED)

2013:

- Logged time with Single-A Wisconsin (41 G) and Advanced-A Brevard County (88 G)...combined to hit .264 (125x473) with 76 R, 36 2B, 5 3B, 11 HR, 68 RBI, and 9 SB.
- Opened the campaign with Wisconsin, hitting .297 (43x145) with 24 R, 12 2B, 2 3B, 5 HR, and 25 RBI.
- Notched a season-high eight-game hitting streak from May 13-22...hit .353 (12x34) with 6 R, 3 2B, 1 3B, 2 HR, and 7 RBI over that span.
- Promoted to Brevard County on May 23 and spent the remainder of the season with the Manatees...hit .250 (82x328) with 52 R, 24 2B, 3 3B, 6 HR, and 43 RBI.
- Played for Surprise in the Arizona Fall League...named to Top Prospects team...selected as AFL Player of the Week once.
- Honored as a MiLB.com Organizational All-Star.

2012:

- Kicked off professional career with Single-A Wisconsin (14 G), hitting .286 (14x49) with 9 R, 4 2B, 1 HR, 8 RBI, and 1 SB.
- Made pro debut on June 22 at Burlington, going 0-for-3 with a walk.
- Suffered a right knee injury on July 5 and missed the remainder of first season.

Personal:

- Mitchell Evan Haniger (HAN-ih-ger).
- Graduated from Archbishop Mitty High School in San Jose, CA.
- Attended Cal Poly San Luis Obispo State University...named 2012 Big West Conference Player of the Year.
- Brother, Jason, was 19th round selection by the Pirates in the 2008 draft...cousin, Alex Balog, is a pitcher in Rockies system...cousin, Nik Balog (inf), plays in independent leagues.

HANIGER'S CAREER PLAYING RECORD

Year	Team	LG	AVG	G	AB	R	H	2B	3B	HR	RBI	BB	SO	SB	CS	OBP	SLG	SF	SAC	HP
2012	Wisconsin	MID	.286	14	49	9	14	4	0	1	8	7	13	1	0	.379	.429	1	0	1
2013	Wisconsin	MID	.297	41	145	24	43	12	2	5	25	25	24	7	0	.399	.510	5	0	3
	Brev. County	FSL	.250	88	328	52	82	24	3	6	43	32	68	2	2	.323	.396	1	0	4
2014	Huntsville	SOU	.255	67	243	41	62	7	1	10	34	19	41	4	0	.316	.416	3	2	4
	AZL D-backs	AZL	.200	4	15	4	3	1	0	1	4	1	6	0	0	.250	.467	0	0	0
	Mobile	SOU	.333	8	24	5	8	3	0	0	5	3	4	0	0	.433	.458	1	0	2
2015	Mobile	SOU	.281	55	153	23	43	10	1	1	19	16	32	4	4	.351	.379	3	0	2
	Visalia	CAL	.332	49	202	40	67	16	3	12	36	17	39	8	2	.381	.619	5	0	2
2016	Mobile	SOU	.294	55	197	21	58	14	2	5	30	30	37	4	3	.407	.462	1	0	8
	Reno	PCL	.341	74	261	58	89	20	3	20	64	39	62	8	1	.428	.670	6	1	5
	ARIZONA	NL	.229	34	109	9	25	2	1	5	17	12	27	0	0	.309	.404	1	0	1
Minor Lg Totals			.290	455	1617	277	469	111	15	61	268	189	326	38	12	.370	.490	26	3	31
Major Lg Totals			.229	34	109	9	25	2	1	5	17	12	27	0	0	.309	.404	1	0	1



RYNE HARPER

RHP

BORN: 03/27/1989 IN NASHVILLE, TN
RESIDES: CLARKSVILLE, TN

ACQUIRED: IN A TRADE WITH ATLANTA IN EXCHANGE FOR JOSE RAMIREZ (RHP) ON DEC. 4, 2015.

DRAFTED: SELECTED BY ATLANTA IN THE 37TH ROUND OF THE 2011 DRAFT.

HEIGHT:	WEIGHT:	BATS:	THROWS:	AGE:
6' 3"	210	RIGHT	RIGHT	27

AS OF OPENING DAY 2017

HARPER'S CAREER SUMMARY

Single-Game Career High...	IP	H	R	ER	HR	K	BB
	4.0	5 (6x)	5	4	2	6 (2x)	3 (2x)
	8/19/11	5/31/16	5/25/13	5/27/12	5/27/12	7/10/14	4/13/14

2016:

- Logged a full year with Double-A Jackson, going 4-5 with six saves and a 2.51 ERA (19ERx58.0IP) over 42 relief appearances.
- Led the Southern League in K/9 rate at 12.57 after striking out 95 over 68.0 IP...finished the year ranked second on the circuit in fewest baserunners/9 IP ratio at 10.32.
- Limited opposing hitters to a .212 (52x245) batting average...right-handed batters hit .202 (25x124), while lefties hit .223 (27x121).
- Following the all-star break, posted a 2-3 record with four saves and a 1.96 ERA (8ERx36.2IP) over 22 games.
- Held opposing teams without an earned run in 30-of-42 appearances...allowed more than one earned run just five times.
- Struck out a season-high five batters on June 17 against Tennessee (3.0,0,0,0,2,5).
- Went 2-0 with a 1.59 ERA (3ERx17.0IP) through nine outings in July.
- Converted 6-of-6 save opportunities...allowed just three hits and no earned runs in save situations.

2015:

- Spent majority of the season with Double-A Mississippi (23 G), also made one appearance for Single-A Rome (1 G)...combined to go 0-1 with a 2.04 ERA (8ERx35.1IP).
- Began season on 7-day disabled list from Apr. 6 – May 22...moved to Rome and made one relief appearance on May 22 against Savannah (1.2,2,1,0,3).
- Moved to Mississippi on May 24, where he made 23 appearances and posted a 1.87 ERA (7ERx33.2IP).
- Placed on 7-day disabled list on July 8...activated from disabled list on July 31.
- Did not allow a run in 18 of 23 appearances with Mississippi...recorded eight consecutive scoreless outings from June 18 – Aug. 8, spanning 13.0 innings.
- Held opposing batters to a .186 (22x118) batting average...right-handed batters hit .194 (13x67)...lefties hit .176 (9x51).
- Posted a 1.88 ERA (3ERx14.1IP) through 11 appearances in August.
- Notched a 10.70 strikeouts per nine ratio...walks per nine ratio of 2.94.

2014:

- Pitched entire season (48 G) for Mississippi...posted a 9-5 record with one save and a 2.58 ERA (22ERx76.2IP).
- Ranked among top five Southern League qualified relievers in strikeouts per nine ratio (fourth, 10.92) and fewest baserunners per nine ratio (fifth, 11.15).
- Earned a win in three consecutive relief outings from June 27 – July 6...posted a 3.24 ERA (3ERx8.1IP) in those games.
- Closed season allowing only two runs in final 13 games...went 3-0 and recorded a 0.92 ERA (2ERx19.2IP) during that stretch.
- Limited opposing hitters to a .242 (69x285) batting average...right-handed hitters batted .220 (44x200)...righties hit .294 (25x85).
- Tied career-high mark in strikeouts with six on July 10 against Mobile (3.0,1,0,0,0,6)...previous was Apr. 16, 2012 against Savannah while with Rome (2.2,1,1,1,3,6).

2013:

- Made 41 appearances while pitching a complete season with Double-A Mississippi...posted a 6-3 record with 11 saves and a 1.79 ERA (11ERx55.1IP).
- Held opponents without an earned run in 35-of-41 appearances.
- Notched two saves and posted a 0.82 ERA (1 ERx11.0IP) through 10 relief appearances in July.
- Limited opposing hitters to a .223 (47x211) batting average...right-handed hitters batted .197 (26x132), while lefties hit .266 (21x79).
- Allowed four earned runs through final 23 appearances of the year, posting a 1.42 ERA (4ERx25.1IP) from July 3 – Sept. 2.
- Placed on 7-day disabled list on Apr. 22 with a right shoulder strain...activated from disabled list on May 20.
- Worked a season-high 3.0 innings on June 9 against Pensacola (3.0,3,0,0,1,3).

FRONT
OFFICE

CHENEY
STADIUM

2017 TRIPLE-A
ALL-STAR GAME

COACHES/STAFF

2017
RAINERS

2016 SEASON
REVIEW

OPPONENTS

HISTORY &
RECORDS

MEDIA &
MISC.

HARPER (CONTINUED)

2012:

- Split season between Single-A Rome (15 G) and Advanced-A Lynchburg (27 G)...combined to post 2-3 record with five saves and a 2.73 ERA (21ERx69.1IP).
- Began the year with Rome, going 0-2 with five saves and a 4.32 ERA (12ERx25.0IP).
- Promoted to Lynchburg on June 9...worked a 2-1 record with a 1.83 ERA (9ERx44.1IP) in first Advanced-A action.
- Allowed just one earned run through first seven appearances with Hillcats, spanning 10.2 innings.
- Combined to allow opposing hitters a .263 (70x266) batting average...right-handed batters hit .240 (41x171)... lefties hit .305 (29x95).

2011:

- Divided first professional season between rookie-level GCL Braves (6 G) and rookie-level Danville (11 G)... combined to post 3-0 record with three saves and a 0.59 ERA (2ERx30.1IP).
- Made professional debut and earned first career win on June 22 at GCL Phillies (2.0,1,0,0,0,4).
- Named Appalachian League Pitcher of the Week for Aug. 15-22...made two relief appearances and allowed just two hits and no runs through 6.1 innings of work.

Personal:

- Ryne Richard Harper.
- Graduated from Clarksville (TN) High School in 2007.
- Played four seasons at Austin Peay State University from 2008-11.

HARPER'S CAREER PITCHING RECORD

Year	Team	LG	W-L	ERA	G	GS	CG	SHO	SV	IP	H	R	ER	HR	HB	BB	SO	WP	BK
2011	GCL Braves	GCL	1-0	0.00	6	0	0	0	2	8.2	3	0	0	0	0	2	11	0	0
	Danville	APP	2-0	0.83	11	0	0	0	1	21.2	12	2	2	1	0	4	26	1	0
2012	Rome	SAL	0-2	4.32	15	0	0	0	5	25.0	30	12	12	5	2	7	41	4	0
	Lynchburg	CAR	2-1	1.83	27	0	0	0	0	44.1	40	9	9	0	1	13	49	4	1
2013	Mississippi	SOU	6-3	1.79	41	0	0	0	11	55.1	47	17	11	3	3	18	54	1	0
2014	Mississippi	SOU	9-5	2.58	48	0	0	0	1	76.2	69	24	22	5	2	24	93	6	0
2015	Rome	SAL	0-0	5.40	1	0	0	0	0	1.2	2	1	1	0	0	0	3	1	0
	Mississippi	SOU	0-1	1.87	23	0	0	0	0	33.2	22	8	7	1	1	11	40	5	0
2016	Jackson	SOU	4-5	2.51	42	0	0	0	6	68.0	52	23	19	2	2	25	95	2	1
Minor Lg Totals			24-17	2.23	214	0	0	0	26	335.0	277	96	83	17	11	104	412	24	2



GUILLERMO HEREDIA

BORN: 01/31/1991 IN MATANZAS, CUBA
RESIDES: NORTH LAUDERDALE, FL

OF

ACQUIRED: SIGNED AS A FREE AGENT ON MARCH 1, 2016.

Baseball America
prospect rankings:

Q1G
#18

ICE 100
NR

HEIGHT:
5' 10"

WEIGHT:
180

BATS:
RIGHT

THROWS:
LEFT

AGE:
26

AS OF OPENING DAY 2017

HEREDIA'S CAREER SUMMARY

Single-Game

Career High...	R	H	2B	3B	HR	RBI	SB
	3 (3x)	4	1 (16x)	1 (3x)	1 (5x)	4	1 (6x)
	8/15/16	5/21/16	10/2/16	7/1/16	8/6/16	4/8/16	9/20/16

2016:

- Split first season in organized baseball between Double-A Jackson (58 G), Tacoma (35 G), and Seattle (45 G)...combined to hit .290 (126x435) with 78 R, 16 2B, 3 3B, 5 HR, 59 RBI, and 6 SB.
- Opened the year with Jackson, hitting .293 (60x205) with 39 R, 7 2B, 2 3B, 2 HR, 34 RBI, and 2 SB over 58 games with the Generals.
- Named to the Southern League Mid-Season All-Star team...started in center field for the North and played the whole game, going 1-for-4 at the plate.
- Promoted to Tacoma on June 23, and over two stints with the Rainiers hit .312 (43x138) with 27 R, 6 2B, 1 3B, 2 HR, 13 RBI, and 3 SB.
- Posted a career-best 11-game hitting streak from July 7-21...hit .444 (20x45) with 11 R, 3 2B, 2 HR, and 5 RBI over that stretch.
- Selected by Seattle on July 29 and made Major League debut that same day at Chicago NL...went 0-for-1 with a strikeout.
- Recorded first Major League hit on Aug. 2 against Boston...launched first career ML home run on Aug. 6 against Los Angeles AL (hit off Tyler Skaggs).
- Hit .250 (23x92) with 12 R, 3 2B, 1 HR, 12 RBI, and 1 SB over 45 games and two stints with the Mariners.

2009-14:

- Spent six season with Matanzas of the Cuban National Series...combined to hit .286 (336x1177) with 231 R, 57 2B, 15 3B, 23 HR, 121 RBI, and 20 SB.

Personal:

- Guillermo (gee-YAIR-mo) Heredia (her-ED-dee-uh).
- Appeared in six games for Team Cuba in the 2013 World Baseball Classic.

HEREDIA'S CAREER PLAYING RECORD

Year Team	LG	AVG	G	AB	R	H	2B	3B	HR	RBI	BB	SO	SB	CS	OBP	SLG	SF	SAC	HP
2016 Jackson	SOU	.293	58	205	39	60	7	2	2	34	36	32	2	5	.405	.376	9	1	9
Tacoma	PCL	.312	35	138	27	43	6	1	2	13	12	15	3	0	.378	.413	2	1	4
SEATTLE	AL	.250	45	92	12	23	3	0	1	12	12	15	1	1	.349	.315	0	1	2
Minor Lg Totals		.300	93	343	66	103	13	3	4	47	48	47	5	5	.395	.391	11	2	13
Major Lg Totals		.250	45	92	12	23	3	0	1	12	12	15	1	1	.349	.315	0	1	2

FRONT
OFFICE

CHENEY
STADIUM

2017 TRIPLE-A
ALL-STAR GAME

COACHES/STAFF

2017
RAINIERS

2016 SEASON
REVIEW

OPPONENTS

HISTORY &
RECORDS

MEDIA &
MISC.



CHRIS HESTON

RHP

BORN: 04/10/1988 IN PALM BAY, FL
RESIDES: SCOTTSDALE, AZ

ACQUIRED: IN A TRADE WITH SAN FRANCISCO IN EXCHANGE FOR A PLAYER TO BE NAMED LATER ON DEC. 7, 2016.

DRAFTED: SELECTED BY SAN FRANCISCO IN THE 12TH ROUND OF THE 2009 DRAFT.

HEIGHT: 6' 3" **WEIGHT:** 195 **BATS:** RIGHT **THROWS:** RIGHT **AGE:** 28

AS OF OPENING DAY 2017

HESTON'S CAREER SUMMARY

Single-Game

Career High...	IP	H	R	ER	HR	K	BB
	9.0 (4x)	11 (6x)	11	11	3	11 (3x)	6
	6/9/15	5/6/15	5/20/10	5/20/10	5/23/15	6/9/15	7/18/11

2016:

- Split the year between San Francisco (4 G), rookie-level AZL Giants (2 GS), Advanced-A San Jose (1 GS), and Triple-A Sacramento (15 G, 14 GS)...combined to go 3-10 with one save and a 4.62 ERA (50ERx97.1IP).
- Started the year with San Francisco, going 1-1 with a 10.80 ERA (6ERx5.0IP) over four relief outings.
- Optioned to Sacramento on April 19 and over two stints with the club went 2-9 with one save and a 4.54 ERA (41ERx81.1IP).
- Placed on the 7-day disabled list on June 28 and transferred to the San Francisco 60-day disabled list on June 29 with an oblique strain.
- Made three rehab stops...AZL Giants, going 0-0 with a 0.00 ERA (0ERx6.2IP) over two starts...San Jose, going 0-0 with a 6.23 ERA (3ERx4.1IP) in one start...Sacramento, going 0-1 with a 10.25 ERA (11ERx9.2IP) over two starts.
- Activated from 60-day disabled list on Nov. 7.
- Lost four consecutive starts with Sacramento on two separate occasions...from May 4-20, with a 5.24 ERA (13ERx22.1IP)...from May 31 - June 16, with a 4.28 ERA (13ERx27.1IP).
- Combined to hold opposing hitters to a .276 (103x373) batting average over the entire season...right-handed batters hit .251 (53x211), while lefties hit .309 (50x162).

2015:

- Pitched a full season with San Francisco (31 GS)...posted a 12-11 record with a 3.95 ERA (78ERx177.2IP).
- Worked a no-hitter on June 9 at New York NL (9.0,0,0,0,3,11)...first no-hitter in Major League Baseball that season...17th no-hitter in Giants history, first by a Giants rookie in 103 years...struck out a career-high 11 batters...named National League Co-Player of the Week for June 8-15 (also: Giancarlo Stanton, MIA).
- Went 5-7 with a 3.76 ERA (37ERx88.2IP) at home, while posting a 7-4 record with a 4.15 ERA (41ERx89.0IP) on the road.
- Held opposing hitters to a .253 (169x667) batting average...right-handed batters hit .238 (83x349), while lefties hit .270 (46x318).
- Notched a 1.57 ERA (6ERx34.1IP) over five starts in July with a 3-0 record...third-lowest single-month ERA by a Giants rookie since 1958.
- Finished the year ranked eighth among National League starting pitchers with a 53.3% ground ball rate...ranked second in NL with 26 double plays induced.

2014:

- Spent majority of the year with Triple-A Fresno (28 GS), but also logged time with San Francisco (3 G, 1 GS)...combined to go 12-9 with a 3.43 ERA (68ERx178.1IP).
- Started the year with Fresno, going 12-9 with a 3.38 ERA (65ERx173.0IP) over 28 starts.
- Pitched a complete-game shutout for Fresno on Aug. 22 at Nashville (9.0,4,0,0,2,4)...named Pacific Coast League Pitcher of the Week for Aug. 18-25.
- Led the Pacific Coast League with 173.0 innings pitched and 28 games started...ranked among league leaders in ERA (second, 3.38), wins (tied-second, 12), WHIP (third, 1.17), and opponent batting average (third, .233)...ranked among PCL leading qualified starting pitchers (min. 0.8IP/league games) in lowest batting average (second, .233), and fewest baserunners per 9IP ratio (third, 11.03).
- Led the Grizzlies with 17 quality starts (6.0+ IP, three or fewer ER allowed).
- Selected by San Francisco on Sep. 2 and made Major League debut in relief on Sep. 13 against Los Angeles NL (1.0,0,0,0,1,2).
- Made first Major League start on Sep. 28 against San Diego (4.0,6,3,3,2,2)...did not factor into the decision.
- Named a MiLB.com Organizational All-Star following the season.

2013:

- Spent a full year with Triple-A Fresno (19 GS)...went 7-6 with a 5.80 ERA (70ERx108.2IP).
- Tossed first career complete-game shutout on June 13 against Tucson (9.0,5,0,0,2,9).

HESTON (CONTINUED)

2013 (continued):

- Designated for assignment by San Francisco on July 13...cleared waivers and was released by the Giants on July 21...re-signed with San Francisco as a minor league free agent on July 24.
- While with the Grizzlies, held opposing hitters to a .301 (129x429) batting average...right-handed batters hit .258 (60x233), while lefties hit .352 (69x196).
- Went 6-4 with a 4.66 ERA (35ERx67.2IP) at home and 1-2 with a 7.68 ERA (35ERx41.0IP) on the road.

2012:

- Registered a complete season with Double-A Richmond (25 G), going 9-8 with a 2.24 ERA (37ERx148.2IP).
- Selected to Eastern League Mid- and Post-Season All-Star teams...started for the West in the all-star game (1.0,2,1,1,1,0).
- Named a Double-A All-Star by both Baseball America and Topps...earned MiLB.com Organizational All-Star honors.
- Honored as Eastern League Pitcher of the Year...led the league and finished fifth among all full-season minor league pitchers with a 2.24 ERA...second-lowest single-season ERA in Richmond franchise history.
- Named Eastern League Pitcher of the Week for May 21-29...went 2-0 with a 0.64 ERA (1ERx14.0IP) and 20 strikeouts over two starts.
- Held opposing hitters to a .230 (124x538) batting average...right-handed batters hit .249 (73x293), while lefties hit .208 (51x245).

2011:

- Spent the year with Advanced-A San Jose (24 GS) in the California League...went 12-4 with a 3.16 ERA (53ERx151.0IP).
- Led the California League with a 3.16 ERA...ranked fourth on the circuit with a 1.22 WHIP and fifth with a .259 opponent batting average.
- Named California League Pitcher of the Week for May 9-16...went 2-0 with a 1.93 ERA (3ERx14.0IP) over two starts while striking out 14.
- Selected to California League Mid-Season All-Star team...appeared in relief in the all-star game (1.0,2,0,0,0,1).
- Went 6-0 with a 2.14 ERA (17ERx71.2IP) over the final 11 starts of the season, from July-Sep.
- Limited opposing hitters to a .259 (144x557) batting average...right-handed batters hit .255 (96x377), while lefties hit .267 (48x180).

2010:

- Pitched a full campaign with Single-A Augusta (26 GS)...went 5-13 with a 3.75 ERA (62ERx148.2IP) for the Green Jackets.
- Held opposing hitters to a .272 (161x592) batting average...right-handed batters hit .296 (107x361), while lefties hit .234 (54x231).
- Posted a 1.14 ERA (5ERx39.1IP) with a 2-1 record over six starts in the month of August.

2009:

- Started professional career with rookie-level AZL Giants (11 G, 6 GS), going 1-5 with a 4.11 ERA (16ERx35.0IP).
- Made pro debut on July 3 in relief against AZL Indians (0.1,0,0,0,0,0).
- Earned first career win on July 9 at AZL Brewers (3.0,1,0,0,0,2).
- Worked first career start on July 15 at AZL Angels (4.0,4,1,1,1,1)...did not factor into the decision.

Personal:

- Christopher L. Heston.
- Graduated from Bayside High School in Palm Bay, FL.
- Played collegiately at Seminole Community College and East Carolina University...went 8-9 with a 4.76 ERA over 107.2 IP at Seminole...named First-Team All-Conference USA and Conference US Newcomer-of-the-Year in 2009...went 7-0 with a 4.15 ERA across 15 starts at East Carolina in 2009...led Conference USA in 2009 with 88 strikeouts.
- Selected by Minnesota in the 47th round of the 2007 draft and Washington in the 29th round of the 2008 draft, but did not sign either time.

HESTON'S CAREER PITCHING RECORD

Year	Team	LG	W-L	ERA	G	GS	CG	SHO	SV	IP	H	R	ER	HR	HB	BB	SO	WP	BK
2009	AZL Giants	AZL	1-5	4.11	11	6	0	0	0	35.0	30	19	16	0	4	10	34	2	2
2010	Augusta	SAL	5-13	3.75	26	26	1	0	0	148.2	161	83	62	6	9	33	124	12	1
2011	San Jose	CAL	12-4	3.16	24	24	1	0	0	151.0	144	64	53	10	8	40	131	7	0
2012	Richmond	EAS	9-8	2.24	25	25	1	0	0	148.2	124	43	37	2	4	40	135	12	0
2013	Fresno	PCL	7-6	5.80	19	19	1	1	0	108.2	129	75	70	14	9	46	97	8	1
2014	Fresno	PCL	12-9	3.38	28	28	1	1	0	173.0	152	76	65	16	9	51	125	11	0
	SAN FRAN.	NL	0-0	5.06	3	1	0	0	0	5.1	6	3	3	0	0	3	4	1	0
2015	SAN FRAN.	NL	12-11	3.95	31	31	2	1	0	177.2	169	82	78	16	13	64	141	5	1
2016	SAN FRAN.	NL	1-1	10.80	4	0	0	0	0	5.0	9	6	6	0	0	6	3	3	0
	AZL Giants	AZL	0-0	0.00	2	2	0	0	0	6.2	7	0	0	0	0	2	7	0	0
	San Jose	CAL	0-0	6.23	1	1	0	0	0	4.1	5	3	3	0	0	3	1	3	0
	Sacramento	PCL	2-9	4.54	15	14	0	0	1	81.1	82	42	41	8	4	32	53	4	0
Minor Lg Totals			48-54	3.64	151	145	5	2	1	857.1	834	405	347	56	47	257	707	59	4
Major Lg Totals			13-12	4.16	38	32	2	1	0	188.0	184	91	87	16	13	73	148	9	1

FRONT
OFFICE

CHENEY
STADIUM

2017 TRIPLE-A
ALL-STAR GAME

COACHES/STAFF

2017
RAINERS

2016 SEASON
REVIEW

OPPONENTS

HISTORY &
RECORDS

MEDIA &
MISC.



KYLE HUNTER

LHP

BORN: 06/18/1989 IN RICHMOND, VA
RESIDES: GALESBURG, IL

ACQUIRED: SELECTED BY SEATTLE IN THE 31ST ROUND OF THE 2011 DRAFT.

HEIGHT: 6' 2" **WEIGHT:** 207 **BATS:** RIGHT **THROWS:** LEFT **AGE:** 27

AS OF OPENING DAY 2017

HUNTER'S CAREER SUMMARY

Single-Game

Career High...	IP	H	R	ER	HR	K	BB
	5.0 (3x)	7 (2x)	7	7	2	7	4 (2x)
	6/3/16	8/23/16	8/8/16	8/8/16	5/10/14	8/11/11	6/10/16

2016:

- Saw time with Advanced-A Bakersfield (5 G), Tacoma (2 G), and Double-A Jackson (27 G, 4 GS)...combined to go 3-4 with a 4.13 ERA (39ERx85.0IP).
- Opened the campaign with Bakersfield, going 0-0 with a 1.04 ERA (1ERx8.2IP) across five relief outings before earning a promotion to Jackson.
- Transferred to Jackson on April 25, and over two stints with the club went 3-4 with a 4.25 ERA (34ERx72.0IP).
- As a reliever with the Generals, went 2-2 with a 4.08 ERA (26ERx57.1IP)...as a starter, posted a 1-2 record with a 4.91 ERA (8ERx14.2IP).
- Over a brief, two outing stint with Tacoma in June, went 0-0 with an 8.31 ERA (4ERx4.1IP).
- Combined to hold opposing hitters to a .262 (84x321) batting average over time with Bakersfield, Tacoma, and Jackson...right-handed batters hit .251 (53x211), while lefties hit .282 (31x110).

2015:

- Logged majority of his time with Double-A Jackson (24 G, 5 GS), but also spent time with rookie-level AZL Mariners (4 G) on rehab assignment...combined to go 4-2 with a 2.84 ERA (16ERx50.2IP).
- Began the year with Jackson, going 3-1 with a 3.05 ERA (15ERx44.1IP) across two stints.
- Placed on 7-day disabled list on May 1...sent on rehab assignment to AZL Mariners on June 22.
- Made four rehab appearances with AZL Mariners, going 1-1 with a 1.42 ERA (1ERx6.1IP).
- Activated from disabled list and returned to Jackson on July 4.
- Went 0-1 with a 3.65 ERA (5ERx12.1IP) in five starts for Jackson...3-0 with a 2.81 ERA (10ERx32.0IP) as a reliever.
- Earned one win and posted a 0.53 ERA (1 ERx17.0IP) in seven appearances (two starts) in August.
- Combined to limit opposing hitters to a .232 (43x185) batting average.

2014:

- Spent entire fourth season in Seattle organization with Double-A Jackson, appearing in 38 games (3 starts)...went 5-3 with 1 save, a 3.25 ERA (27ERx74.2IP) and 46 strikeouts.
- Tossed 11 consecutive scoreless outings spanning 19.2 innings from July 16 – Aug. 19.
- Finished Generals season strong, going 3-0 with a 0.32 ERA (1ERx28.0IP) across final 15 appearances (one start).
- Improved in the second half of the season, going 4-2 with a 2.41 ERA (10ERx37.1IP) before the break...went 1-1 with a 4.10 ERA (17ERx37.1IP) before the break.
- Season-high four strikeouts came in a save against Montgomery on May 15 (4.0,5,0,0,0,4).
- Went 0-0 with a 5.19 ERA (5ERx8.2IP) as a starter...posted 3.00 ERA (22ERx66.0IP) as a reliever.
- Made 14 relief appearances for Tigres de Aragua in the Venezuelan Winter League...went 0-0 with an 8.53 ERA (6ERx6.1IP).

2013:

- Split time between Advanced-A High Desert and Double-A Jackson ...combined to go 4-1 in 42 appearances (four starts) with a 1.80 ERA (14ERx70.0IP).
- Began the year with High Desert, appearing in relief in eight games with a 3.65 ERA (5ERx12.1IP).
- Promoted to Jackson on Apr. 27 after three consecutive scoreless outings (6.2 innings, 3 hits allowed).
- Spun 34 outings (four starts) with Jackson, posting a 3-0 record with one save, a 1.40 ERA (9ERx57.2IP) and 43 strikeouts.
- Made Double-A debut on April 27 at Charlotte (1.0,1,0,0,0,2).
- Made first start since July 30, 2011 on May 18 against Birmingham (4.0,5,2,2,1,1,1 HR).
- Didn't allow a run in his first seven Double-A outings (spanned 6.0 innings).
- Earned a 2-0 record with a 0.89 ERA (4ERx40.2IP) as a reliever.

2012:

- Made 39 appearances, all in relief, for Single-A Clinton...went 4-5 with three saves, a 2.98 ERA (28ERx84.2IP) and 71 strikeouts...career-high marks in games, innings, saves, and strikeouts.

HUNTER (CONTINUED)

2012 (continued):

- Went 3-0 with a 1.57 ERA (4ERx23.0IP) in 10 games in August and September.
- Held left-handed batters to a .229 batting average (22x96)...right-handed batters hit .267 (59x221).
- Held opponents scoreless in 19 of 39 appearances...allowed one or fewer runs in 28 outings.
- Earned three saves in three opportunities...pitched a total of 7.0 innings in save opportunities, surrendering one hit and no runs with eight strikeouts.
- Led all Midwest League reliever in innings pitched (84.2) and posted lowest BB/9 ratio (1.17)...ranked fifth in fewest baserunners per nine innings (9.89).

2011:

- Began professional career with rookie-level Pulaski Mariners, appearing in 10 games (one start)...went 1-2 with a 1.61 ERA (4ERx22.1IP) and 31 strikeouts.
- Made professional debut on June 26 against Princeton (2,2,0,0,0,0,4).
- Earned first professional win on July 6 against Bristol (3,1,4,1,0,0,5).
- Promoted to short-season Everett on Aug. 4...went 2-0 with two saves, a 1.82 ERA (5ERx24.2IP) and 31 strikeouts.
- Held opponent scoreless in 7 of 10 outings with Everett...did not allow a run in his first four appearances.
- Season-high seven strikeouts against Tri Cities on Aug. 11 (4,0,2,1,1,1,7).

Personal:

- Kyle J. Hunter.
- Graduated from Galesburg (IL) High School in 2008.
- Originally drafted by Tampa Bay in the 33rd round of the 2008 draft but did not sign.
- Played for Kansas State from 2009-11.
- Drafted again by New York Yankees in 43rd round of 2010 draft but returned to Kansas State.

HUNTER'S CAREER PITCHING RECORD

Year	Team	LG	W-L	ERA	G	GS	CG	SHO	SV	IP	H	R	ER	HR	HB	BB	SO	WP	BK
2011	Pulaski	APP	1-2	1.61	10	1	0	0	0	22.1	23	6	4	1	0	3	31	1	0
	Everett	NOR	2-0	1.82	10	0	0	0	2	24.2	28	6	5	0	1	6	31	2	0
2012	Clinton	MID	4-5	2.98	39	0	0	0	3	84.2	81	36	28	5	1	11	71	6	0
2013	High Desert	CAL	1-1	3.65	8	0	0	0	0	12.1	12	7	5	2	0	4	12	0	0
	Jackson	SOU	3-0	1.40	34	4	0	0	1	57.2	47	11	9	2	1	16	43	1	0
2014	Jackson	SOU	5-3	3.25	38	3	0	0	1	74.2	79	28	27	8	2	21	46	2	0
2015	AZL Mariners	AZL	1-1	1.42	4	0	0	0	0	6.1	7	1	1	0	0	1	7	4	0
	Jackson	SOU	3-1	3.05	24	5	0	0	0	44.1	36	16	15	2	0	19	28	2	0
2016	Bakersfield	CAL	0-0	1.04	5	0	0	0	0	8.2	4	1	1	0	0	0	7	0	0
	Tacoma	PCL	0-0	8.31	2	0	0	0	0	4.1	6	4	4	1	0	3	3	0	0
	Jackson	SOU	3-4	4.25	27	4	0	0	0	72.0	74	39	34	5	1	29	43	3	0
Minor Lg Totals			23-17	2.91	201	17	0	0	7	412.0	397	155	133	26	6	113	322	21	0

FRONT
OFFICE

CHENEY
STADIUM

2017 TRIPLE-A
ALL-STAR GAME

COACHES/STAFF

2017
RAINERS

2016 SEASON
REVIEW

OPPONENTS

HISTORY &
RECORDS

MEDIA &
MISC.



DEAN KIEKHEFER

LHP

BORN: 06/07/1989 IN LOUISVILLE, KY
RESIDES: LaGRANGE, KY

ACQUIRED: CLAIMED OFF WAIVERS FROM ST. LOUIS ON NOV. 4, 2016.

DRAFTED: SELECTED BY ST. LOUIS IN THE 36TH ROUND OF THE 2010 DRAFT.

HEIGHT: 6' 0" **WEIGHT:** 175 **BATS:** LEFT **THROWS:** LEFT **AGE:** 27

AS OF OPENING DAY 2017

KIEKHEFER'S CAREER SUMMARY

Single-Game

Career High...	IP	H	R	ER	HR	K	BB
	4.0	6 (2x)	7	5	2	5 (2x)	2 (3x)
	6/29/10	5/2/15	4/29/14	7/29/13	5/18/14	8/3/11	9/12/16

2016:

- Split the year between Triple-A Memphis (29 G) and St. Louis (26 G)...combined to go 6-1 with two saves and a 3.34 ERA (21ERx56.2IP).
- Opened the season with Memphis, and over five stints with the club, went 6-1 with two saves and a 2.08 ERA (8ERx34.2IP).
- Held opponents without an earned run in 23-of-29 appearances with the Redbirds...allowed more than one earned run only twice.
- Posted a 4-1 record with one save and a 1.88 ERA (5ERx24.0IP) over 20 appearances prior to the all-star break in Memphis.
- Recalled by St. Louis on May 13, and over a total of five stints with the Cardinals went 0-0 with a 5.32 ERA (13ERx22.0IP).
- Made Major League debut on May 14 in relief at Los Angeles NL (1.2,1,1,1,0,4,HR)...four strikeouts were a season high.
- Held opponents scoreless in 10-of-26 outings with the Cardinals.
- Combined to hold opposing hitters to a .260 (56x215) batting average...right-handed batters hit .309 (37x120), while lefties hit .200 (19x95).

2015:

- Pitched a full year with Triple-A Memphis (50 G, 1 GS), going 2-1 with two saves and a 2.41 ERA (16ERx59.2IP).
- Named to the Pacific Coast League Mid-Season All-Star team...went 2-1 with one save and a 2.09 ERA (9ERx38.2IP) prior to the break...pitched in relief for the PCL in the all-star game (1.0,0,0,0,0,0).
- Posted a 2-0 record and a 0.96 ERA (1ERx9.1IP) across eight outings in June.
- Made only start of the season on July 5 at Colorado Springs (3.2,3,1,1,0,1)...just second career start, and first since August 2010 while with Single-A Quad Cities.
- Walked only seven of the 248 total batters faced during the season.
- Held opposing hitters to a .285 (68x239) batting average...right-handed batters hit .295 (44x149), while lefties hit .267 (24x90).
- Made nine relief outings for Surprise in the Arizona Fall League...went 1-1 with a 2.93 ERA (5ERx15.1IP).

2014:

- Logged time with Double-A Springfield (15 G) and Triple-A Memphis (40 G), going a combined 2-5 with eight saves and a 2.90 ERA (23ERx71.1IP).
- Led all Cardinals farmhands with 55 appearances...tied for 17th most among all minor league pitchers.
- Started out the campaign with Springfield, going 0-2 with a 4.30 ERA (7ERx14.2IP) prior to a May 15 promotion to Memphis.
- Remained in Memphis for the rest of the season, going 2-3 with a 2.54 ERA (16ERx56.2IP) with the Redbirds.
- Held opponents scoreless in 30-of-40 appearances...allowed more than one earned run only five times.
- Struck out a season-high four batters twice, on May 26 against Oklahoma City and June 6 against Nashville (both 2.0IP outings)...worked a season-long 2.2 innings at Salt Lake on June 18 (2.2,1,0,0,0,1).
- Combined to hold opposing hitters to a .243 (66x272) batting average...right-handed batters hit .297 (52x175), while lefties hit .144 (14x97).

2013:

- Registered time with Advanced-A Palm Beach (25 G) and Double-A Springfield (11 G)...combined to go 4-5 with seven saves and a 3.43 ERA (23ERx60.1IP).
- Spent time on the 7-day disabled list from May 17 - June 19.
- Started the year with Springfield and went 0-2 with a 3.86 ERA (7ERx16.1IP) over two stints with the club.
- Logged 25 games in the middle of the season with Palm Beach, going 4-3 with seven saves and a 3.27 ERA (16ERx44.0IP).
- Finished the year ranked ninth among Cardinals farmhands with seven total saves.
- Combined to hold opposing hitters to a .282 (68x241) batting average...right-handed batters hit .302 (54x179), while lefties hit .226 (14x62).

KIEKHEFER (CONTINUED)

2012:

- Posted a full season with Advanced-A Palm Beach (46 G), going 2-2 with a career-high 14 saves and a 2.24 ERA (15ERx60.1IP).
- Named a MiLB.com Organizational All-Star following the conclusion of the season.
- Finished the season ranked tied for fifth in the Florida State League with 35 games finished...ranked among leading qualified relief pitchers (min. 0.4 IP/league games) in lowest BB/9IP ratio (first, 0.45) and fewest baserunners/9IP ratio (fourth, 9.85).
- Went 2-1 with six saves and a 0.70 ERA (2ERx25.2IP) across 19 games in May and June.
- Held opponents scoreless in 37-of-46 appearances...allowed more than one earned run just four times.
- Limited opposing batters to a .260 (61x235) batting average...right-handed batters hit .275 (44x160), while lefties hit .227 (17x75).

2011:

- Spent first full professional season with Single-A Quad Cities (34 G)...went 4-1 with eight saves and a 1.26 ERA (8ERx57.0IP).
- Finished the year ranked among Midwest League leading relief pitchers (min. 0.4 IP/league games) in fewest baserunners/9 IP ratio (second, 8.05) and lowest batting average (fourth, .179/35x196).
- Did not allow a run over final 15 appearances of the season, spanning 24.0 innings of work.
- Limited opposing hitters to a .179 (35x196) batting average...right-handed batters hit .197 (26x132), while lefties hit just .141 (9x64).
- Posted a 3-1 record with eight saves and a 0.90 ERA (4ERx40.0IP) through 25 games following the all-star break.

2010:

- Split first professional season between rookie-level Johnson City (1 G) and Single-A Quad Cities (14 G, 1 GS)...combined to go 0-1 with a 5.28 ERA (18ERx30.2IP).
- Made pro debut with Johnson City on June 25 at Greeneville (2,2,2,2,2,0,2)...took the loss.
- Made first career start on Aug. 10 at Peoria (1,0,3,1,1,0,2)...did not factor into the decision.

Personal:

- Dean Allen Kiekhefer (KEEK-heff-er).
- Graduated from Oldham County High School in Buckner, KY in 2007.
- Attended the University of Louisville from 2008-10...posted a career record of 10-10 over 47 games (28 GS) with a 4.78 ERA (89ERx167.2IP).
- Originally selected by Cleveland in the 37th round of the 2007 draft, but did not sign.

KIEKHEFER'S CAREER PITCHING RECORD

Year	Team	LG	W-L	ERA	G	GS	CG	SHO	SV	IP	H	R	ER	HR	HB	BB	SO	WP	BK
2010	Johnson City	APP	0-1	6.75	1	0	0	0	0	2.2	2	2	2	0	0	0	2	1	0
	Quad Cities	MID	0-0	5.14	14	1	0	0	1	28.0	30	17	16	3	2	9	29	2	0
2011	Quad Cities	MID	4-1	1.26	34	0	0	0	8	57.0	35	8	8	1	4	12	46	0	0
2012	Palm Beach	FSL	2-2	2.24	46	0	0	0	14	60.1	61	23	15	3	1	4	41	1	0
2013	Palm Beach	FSL	4-3	3.27	25	0	0	0	7	44.0	48	18	16	1	1	8	28	0	0
	Springfield	TEX	0-2	3.86	11	0	0	0	0	16.1	20	9	7	1	0	1	10	0	0
2014	Springfield	TEX	0-2	4.30	15	0	0	0	7	14.2	18	10	7	2	0	1	10	0	1
	Memphis	PCL	2-3	2.54	40	0	0	0	1	56.2	48	17	16	7	3	5	52	5	0
2015	Memphis	PCL	2-1	2.41	50	1	0	0	2	59.2	68	21	16	5	0	7	37	0	0
2016	Memphis	PCL	6-1	2.08	29	0	0	0	2	34.2	32	8	8	2	0	8	20	0	0
	ST. LOUIS	NL	0-0	5.32	26	0	0	0	0	22.0	24	13	13	2	2	7	14	0	0
Minor Lg Totals			20-16	2.67	265	2	0	0	42	374.0	362	133	111	25	11	55	275	9	1
Major Lg Totals			0-0	5.32	26	0	0	0	0	22.0	24	13	13	2	2	7	14	0	0

FRONT
OFFICE

CHENEY
STADIUM

2017 TRIPLE-A
ALL-STAR GAME

COACHES/STAFF

2017
RAINIERS

2016 SEASON
REVIEW

OPPONENTS

HISTORY &
RECORDS

MEDIA &
MISC.



GUIDO KNUDSON

RHP

BORN: 08/05/1989 IN SAN DIEGO, CA
RESIDES: SAN DIEGO, CA

ACQUIRED: SIGNED WITH SEATTLE AS A MINOR LEAGUE FREE AGENT ON JULY 2, 2016.

DRAFTED: SELECTED BY DETROIT IN THE 28TH ROUND OF THE 2011 DRAFT.

HEIGHT: 6' 1" **WEIGHT:** 185 **BATS:** RIGHT **THROWS:** RIGHT **AGE:** 27

AS OF OPENING DAY 2017

KNUDSON'S CAREER SUMMARY

Single-Game

Career High...	IP	H	R	ER	HR	K	BB
	4.1	8	7	7	2	7	3 (3x)
	8/28/14	5/31/12	5/31/12	5/31/12	9/2/15	8/28/14	8/2/15

2016:

- Split the season between Triple-A Indianapolis (19 G), Tacoma (6 G), and Double-A Jackson (6 G)...combined to go 3-2 with a 3.86 ERA (20ERx46.2IP).
- Opened the year with Indianapolis, going 1-2 with a 3.08 ERA (9ERx26.1IP) over 19 relief outings.
- Released by the Pirates on June 17...signed with Seattle on July 2...assigned to Tacoma on July 3.
- Made six relief appearances for Tacoma, going 1-0 with a 3.72 ERA (4ERx9.2IP).
- Transferred to Jackson on July 22 and spent the remainder of the season with the Generals, going 1-0 with a 5.91 ERA (7ERx10.2IP).
- Spent time on the 7-day disabled list from Aug. 20 – Sep 6.
- Combined to hold opposing hitters to a .214 (36x168) batting average...right-handed batters hit .218 (24x110), while lefties hit .207 (12x58).

2015:

- Registered time with Double-A Erie (8 G, 1 GS), Detroit (4 G), and Triple-A Toledo (32 G)...combined to go 1-2 with 11 saves and a 3.76 ERA (27ERx64.2IP)...set a career-high mark in saves.
- Began the season with Erie, going 0-0 with a 3.12 ERA (6ERx17.1IP) over eight outings (1 GS).
- Promoted to Toledo on May 10, and over a pair of stints with the club compiled a 1-2 record with a 2.34 ERA (11ERx42.1IP) across 32 relief appearances.
- Held opponents scoreless in 25-of-32 appearances for the Mud Hens.
- Briefly pitched for Detroit on two separate trips to the Major Leagues...posted an 18.00 ERA (10ERx5.0IP) over four outings.
- Made Major League debut on Aug. 22 against Texas (1.0,1,1,1,0,2,HR).
- Allowed at least one home run in all four Major League appearances with the Tigers...gave up five home runs in 5.0 innings of work.
- Combined to hold opposing hitters to a .235 (57x243) batting average...right-handed batters hit .199 (31x156), while lefties hit .299 (26x87).

2014:

- Logged time with Advanced-A Lakeland (12 G) and Double-A Erie (28 G, 2 GS)...posted a combined record of 3-7 with seven saves and a 3.99 ERA (35ERx79.0IP).
- Kicked off the campaign with Lakeland, going 2-1 with five saves and a 3.06 ERA (6ERx17.2IP) across 12 relief outings.
- Held opponents scoreless in 8-of-12 appearances for the Flying Tigers...allowed more than one earned run only twice.
- Promoted to Erie on May 13 and spent the remainder of the season with the SeaWolves...went 1-6 with two saves and a 4.26 ERA (29ERx61.1IP) over 28 games, including two starts.
- Following the all-star break, went 1-2 with one save and a 1.98 ERA (6ERx27.1IP) over 11 games.
- Struck out a season-high seven batters across 4.1 innings of work on Aug. 28 against Bowie (4.1,2,0,0,1,7).
- Combined to allow opposing hitters to collect a .258 (77x298) batting average...right-handed batters hit .224 (39x174), while lefties hit .306 (38x124).

2013:

- Pitched a full season with Single-A West Michigan (42 G)...posted a 1-2 record with a 1.79 ERA (10ERx50.1IP).
- Finished the year ranked first on the team among qualified relief pitchers (min. 0.4 IP/league games) with a 1.79 ERA (10ERx50.1IP).
- Held opponents off the scoreboard in 31-of-42 outings...allowed more than one earned run only once, Aug. 8 at Lancaster (1.0,3,2,2,1,1.).
- Did not allow a run in 12 consecutive games from July 4 – Aug. 5, spanning 14.2 innings of work...opposing batters hit just .176 (9x51) over that stretch.
- Limited opposing hitters to a .227 (41x181) batting average...right-handed batters hit .215 (23x107), while lefties hit .243 (18x74).

KNUDSON (CONTINUED)

2012:

- Spent time with Advanced-A Lakeland (15 G) and Single-A West Michigan (1 G)...combined to go 0-1 with a 3.86 ERA (13ERx30.1IP).
- Opened the year with 15 games for Lakeland, going 0-1 with a 4.28 ERA (13ERx27.1IP).
- Made one appearance for West Michigan at the end of the year, going 0-0 with a 0.00 ERA (0ERx3.0IP).
- Opposing hitters combined to hit .254 (31x122)...right-handed batters hit .238 (19x80), lefties hit .286 (12x42).

2011:

- Began professional career with short-season Connecticut (5 G) and rookie-level GCL Tigers (13 G)...combined to go 1-2 with a 3.42 ERA (10ERx26.1IP).
- Made pro debut on June 21 at GCL Phillies (0.2,4,4,3,1,0).
- Earned first career win in relief on Aug. 27 against GCL Braves (4.0,3,1,0,1,6).

Personal:

- Guido (gee-dough) Joel Knudson (kuh-newd-son).
- Graduated from Bonita Vista High School in Chula Vista, CA.
- Attended University of California San Diego from 2008-11...posted a career record of 29-12 with 10 saves and a 3.63 ERA (128ERx317.1IP)...ranked eighth among all Division II pitchers with 10 saves in 2009.

KNUDSON'S CAREER PITCHING RECORD

Year	Team	LG	W-L	ERA	G	GS	CG	SHO	SV	IP	H	R	ER	HR	HB	BB	SO	WP	BK
2011	Connecticut	NYP	0-1	8.10	5	0	0	0	0	3.1	4	4	3	0	1	3	1	0	0
	GCL Tigers	GCL	1-1	2.74	13	0	0	0	0	23.0	18	10	7	0	1	4	22	2	0
2012	Lakeland	FSL	0-1	4.28	15	0	0	0	0	27.1	30	17	13	3	1	6	27	2	0
	W. Michigan	MID	0-0	0.00	1	0	0	0	0	3.0	1	1	0	0	0	0	0	0	0
2013	W. Michigan	MID	1-2	1.79	42	0	0	0	0	50.1	41	12	10	3	3	10	38	1	0
2014	Lakeland	FSL	2-1	3.06	12	0	0	0	5	17.2	13	6	6	1	0	6	23	2	0
	Erie	EAS	1-6	4.26	28	2	0	0	2	61.1	64	31	29	4	2	26	66	2	0
2015	Erie	EAS	0-0	3.12	8	1	0	0	1	17.1	16	6	6	2	0	8	16	1	0
	DETROIT	AL	0-0	18.00	4	0	0	0	0	5.0	13	10	10	5	0	3	6	1	0
	Toledo	INT	1-2	2.34	32	0	0	0	10	42.1	28	12	11	1	0	21	44	2	0
2016	Indianapolis	INT	1-2	3.08	19	0	0	0	0	26.1	16	9	9	3	2	13	22	4	0
	Tacoma	PCL	1-0	3.72	6	0	0	0	0	9.2	8	4	4	0	2	1	7	1	0
	Jackson	SOU	1-0	5.91	6	0	0	0	0	10.2	12	7	7	2	2	6	11	2	0
Minor Lg Totals			9-16	3.23	187	3	0	0	18	292.1	251	119	105	19	14	104	277	19	0
Major Lg Totals			0-0	18.00	4	0	0	0	0	5.0	13	10	10	5	0	3	6	1	0

TROY NEEL WINS 1992 BATTING TITLE

Troy Neel's .351 batting average in 1992 earned him the PCL Batting Crown. Neel is the only Tacoma player to accomplish this feat. He beat out Edmonton's Tim Salmon by .004 points.

FRONT
OFFICE

CHENEY
STADIUM

2017 TRIPLE-A
ALL-STAR GAME

COACHES/STAFF

2017
RAINIERS

2016 SEASON
REVIEW

OPPONENTS

HISTORY &
RECORDS

MEDIA &
MISC.



MARCUS LITTLEWOOD

BORN: 03/18/1992 IN SALT LAKE CITY, UT
RESIDES: AMERICAN FORK, UT

C

ACQUIRED: SELECTED BY SEATTLE IN THE SECOND ROUND OF THE 2010 DRAFT.

HEIGHT: 6' 3" **WEIGHT:** 194 **BATS:** SWITCH **THROWS:** RIGHT **AGE:** 25

AS OF OPENING DAY 2017

LITTLEWOOD'S CAREER SUMMARY

Single-Game

Career High...	R	H	2B	3B	HR	RBI	SB
	4 (2x)	3 (20x)	2 (4x)	1 (5x)	2	5 (2x)	1 (16x)
	7/31/14	7/31/16	7/31/16	7/30/14	7/24/15	8/19/12	5/31/16

2016:

- Spent majority of the season with Double-A Jackson (56 G), while also logging time with Tacoma (8 G)...combined to hit .280 (60x214) with 29 R, 21 2B, 24 RBI, and 2 SB.
- Opened the year with Jackson, hitting .307 (59x192) with 28 R, 21 2B, 23 RBI, and 2 SB over 56 games with the Generals.
- Hit .364 (16x44) with 3 R, 6 2B, and 6 RBI across 13 games in June.
- Posted a .324 (46x142) batting average against right-handed pitchers with the Generals...hit .260 (13x50) against lefties.
- Earned first career Triple-A promotion to Tacoma on Aug. 6 and spent the remainder of the season with the Rainiers, hitting .045 (1x22) with 1 R and 1 RBI.
- Combined to throw out 32.8% (39 SB, 19 CS) of attempted base stealers across time with Jackson and Tacoma.

2015:

- Split the year between Advanced-A Bakersfield (16 G) and Double-A Jackson (58 G)...combined to hit .217 (54x249) with 27 R, 12 2B, 9 HR, 29 RBI, and 3 SB.
- Kicked off the campaign with Bakersfield, hitting .167 (9x54) with 6 R, 2 2B, 2 HR, 4 RBI, and 2 SB across 16 games with the Blaze.
- Promoted to Jackson on May 11 and spent the remainder of the year with the Generals...hit .231 (45x195) with 21 R, 10 2B, 7 HR, and 1 SB over 58 games.
- Logged nine multi-hit games with Jackson, including five three-hit games.
- Hit .362 (17x47) with 5 R, 3 2B, 3 HR, and 9 RBI over 15 games in June.
- Combined to throw out 41.9% (50 SB, 36 CS) of would-be base stealers.

2014:

- Registered time with Single-A Clinton (77 G) and Advanced-A High Desert (9 G), hitting a combined .246 (80x325) with 46 R, 17 2B, 2 3B, 9 HR, 48 RBI, and 5 SB...set career-high marks in hits, triples, RBI, and stolen bases.
- Opened the year with 77 games for Clinton, hitting .250 (73x292) with 42 R, 14 2B, 2 3B, 8 HR, 43 RBI, and 4 SB.
- Named to Midwest League Mid-Season All-Star team, first and only all-star selection of career...started at catcher and went 0-for-1 with 1 RBI and 1 BB.
- Finished the year ranked third among Midwest League qualified catchers with a 37.1% caught stealing percentage (61 SB, 36 CS).
- Hit .320 (16x50) against left-handed pitchers, while hitting .236 (57x242) against righties.
- Promoted to High Desert in August and logged nine games with the Mavericks over the remainder of the year...hit .212 (7x33) with 4 R, 3 2B, 1 HR, 5 RBI, and 1 SB.
- Combined to throw out 38.7% (68 SB, 43 CS) of attempted base stealers.

2013:

- Played in 60 games over a full season with Single-A Clinton...hit .230 (49x213) with 32 R, 18 2B, 1 3B, 3 HR, 18 RBI, and 1 SB.
- Smacked a season-best three hits (3x4, R, HR, RBI, BB) on May 18 at Peoria...logged 12 multi-hit games over the season.
- Hit .259 (30x116) while on the road, while posting a .196 (19x97) batting average at home.
- Threw out 42.6% (31 SB, 23 CS) of attempted base stealers with the LumberKings.

2012:

- Posted a full season with short-season Everett (62 G), hitting .262 (56x214) with 36 R, 10 2B, 9 HR, 37 RBI, and 2 SB.
- Recorded a season-long nine-game hitting streak from Aug. 19-29...hit .387 (12x31) with 6 R, 3 2B, 1 HR, and 9 RBI over that stretch.

LITTLEWOOD (CONTINUED)

2012 (continued):

- Hit .283 (47x166) against right-handed batters, while hitting .188 (9x48) against lefties.
- Threw out 30.0% (35 SB, 15 CS) of attempted base stealers.

2011:

- Began professional career with Single-A Clinton (27 G) and short-season Everett (62 G)...combined to hit .192 (63x328) with 52 R, 13 2B, 2 3B, 9 HR, 36 RBI, and 3 SB...set career-high mark in runs.
- Made pro debut with Clinton on Apr. 7 against Burlington...went 3-for-4 with 1 RBI.
- Participated in Mariners Instructional League following the season, converting from shortstop to catcher.

Personal:

- Marcus Chase Littlewood.
- Graduated from Pine View (UT) High School in 2010...named Utah high school player of the year in 2010 after hitting .538 with 10 2B, 8 HR, and 27 RBI.
- Earliest position player taken in MLB draft history from the state of Utah.

LITTLEWOOD'S CAREER PLAYING RECORD

Year	Team	LG	AVG	G	AB	R	H	2B	3B	HR	RBI	BB	SO	SB	CS	OBP	SLG	SF	SAC	HP	
2011	Clinton	MID	.158	27	95	7	15	0	1	1	6	10	23	0	1	.236	.211	1	0	0	
	Everett	NOR	.206	62	233	45	48	13	1	8	30	45	81	3	3	.337	.373	0	0	1	
2012	Everett	NOR	.262	62	214	36	56	10	0	9	37	44	72	2	2	.390	.435	0	0	1	
2013	Clinton	MID	.230	60	213	32	49	18	1	3	18	40	58	1	0	.350	.366	1	2	0	
2014	Clinton	MID	.250	77	292	42	73	14	2	8	43	40	58	4	1	.341	.394	3	0	2	
	High Desert	CAL	.212	9	33	4	7	3	0	1	5	3	8	1	0	.278	.394	0	0	0	
2015	Bakersfield	CAL	.167	16	54	6	9	2	0	2	4	12	18	2	0	.313	.315	1	0	0	
	Jackson	SOU	.231	58	195	21	45	10	0	7	25	22	41	1	2	.305	.390	3	1	0	
2016	Jackson	SOU	.307	56	192	28	59	21	0	0	23	32	41	2	0	.404	.417	1	0	0	
	Tacoma	PCL	.045	8	22	1	1	0	0	0	1	3	7	0	0	.160	.045	0	1	0	
Minor Lg Totals				.235	435	1543	222	362	91	5	39	192	251	407	16	9	.341	.376	10	4	4



Marcus Littlewood saw the first Triple-A action of his career with Tacoma in 2016, logging time in eight games with the Rainiers.

FRONT
OFFICE

CHENEY
STADIUM

2017 TRIPLE-A
ALL-STAR GAME

COACHES/STAFF

2017
RAINIERS

2016 SEASON
REVIEW

OPPONENTS

HISTORY &
RECORDS

MEDIA &
MISC.



JEAN MACHI

BORN: 02/01/1982 IN EL TIGRE, VENEZUELA
RESIDES: CARABOBO, VENEZUELA

RHP

ACQUIRED: SIGNED AS A MINOR LEAGUE FREE AGENT ON JAN. 22, 2017.

HEIGHT: 6' 0" **WEIGHT:** 235 **BATS:** RIGHT **THROWS:** RIGHT **AGE:** 35

AS OF OPENING DAY 2017

MACHI'S CAREER SUMMARY

Single-Game

Career High...	IP	H	R	ER	HR	K	BB
	8.0	13	10	10	2 (9x)	8	6
	8/17/08	6/4/05	6/17/05	6/17/05	5/23/16	7/8/05	6/17/05

2016:

- Logged time on the mound with Triple-A Iowa (20 G) and Triple-A Sacramento (28 G)...combined to go 4-3 with 13 saves and a 3.65 ERA (25ERx61.2IP).
- Started the season with Iowa, going 2-1 with a 3.68 ERA (12ERx29.1IP) over 20 games with the Cubs.
- Did not allow a run over seven consecutive outings, spanning 8.2 innings of work, from April 12-29.
- Released by Chicago NL on June 9...signed by San Francisco on June 17 and assigned to Sacramento, where he spent the remainder of the year.
- With the River Cats, went 2-2 with 12 saves and a 3.62 ERA (13ERx32.1IP) over 28 games.
- Finished the year ranked second among Pacific Coast League qualified relievers (min. 0.4 IP/league games) in lowest BB/9 IP rate (2.34).
- Combined to hold opposing hitters to a .258 (59x229) batting average across time with Iowa and Sacramento...right-handers hit .263 (36x137), while lefties hit .250 (23x92).

2015:

- Pitched for Triple-A Sacramento (4 G), San Francisco (33 G), and Boston (26 G)...combined to post a 3-0 record with four saves and a 4.71 ERA (33ERx63.0IP).
- Started the campaign with San Francisco, going 1-0 with a 5.14 ERA (20ERx35.0IP) across two stints of play with the Giants.
- Spent time on the 15-day disabled list from June 2-23 with a left groin strain.
- Sent on a rehab assignment to Sacramento, going 1-0 over four games with a 0.00 ERA (0ERx5.0IP).
- Designated for assignment by San Francisco on July 20 and claimed off waivers by Boston on July 28.
- Spent the remainder of the season with the Red Sox going 1-0 with four saves and a 5.09 ERA (13ERx23.0IP).
- Across time in the Major Leagues with San Francisco and Boston, held opponents without an earned run in 41-of-59 appearances.
- Combined to limit opposing hitters to a .252 (62x246) batting average...right-handers hit .326 (45x138), while lefties hit .157 (17x108).
- Played for Magallanes in the Venezuelan Winter League following the conclusion of the season.

2014:

- Logged a full season with the World Series Champion San Francisco Giants (71 G)...posted a 7-1 record with two saves and a 2.58 ERA (19ERx66.1IP)...set a career high and led the Giants with 71 relief outings on the year.
- Finished the year ranked fifth among National League relievers with seven wins...ranked 11th with a 0.95 WHIP.
- Recorded 26 consecutive outings without allowing a run from April 16 - June 21...went 3-0 with two saves over 24.1 innings of work during that stretch.
- Held opposing offenses without an earned run in 61-of-71 appearances...allowed more than one earned run just six times.
- Posted a 5-0 record and 1.64 ERA (7ERx38.1IP) over 41 games prior to the all-star break...went 2-1 with a 3.86 ERA (12ERx28.0IP) in 30 games after the break.
- Limited opposing hitters to a .201 (45x224) batting average...right-handed batters hit .186 (26x140), while lefties hit .226 (19x84).
- Made seven postseason relief appearances with the Giants.

2013:

- Spent time with Triple-A Fresno (16 G) and San Francisco (51 G)...combined to go 6-2 with a 2.02 ERA (16ERx71.1IP).
- Opened the year with the Grizzlies and over a handful of stints with the club went 3-1 with two saves and a 0.98 ERA (2ERx18.1IP) across 16 games.
- First recalled by San Francisco on April 17 and posted five stints with the Giants, going 3-1 with a 2.38 ERA (14ERx53.0IP) over 51 games in the Major Leagues.

MACHI (CONTINUED)

2013 (continued):

- Earned first career Major League win on April 29 at Arizona (1.0,0,0,0,0,2).
- Combined to hold opposing hitters to a .227 (59x260) batting average...right-handed batters hit .217 (35x161), while lefties hit .242 (24x99).
- Pitched in 17 games for Magallanes in the Venezuelan Winter League after the season concluded.

2012:

- Pitched majority of the season for Triple-A Fresno (53 G), also appearing with San Francisco (8 G) at the end of the season...combined to go 2-1 with 15 saves and a 4.26 ERA (30ERx63.1IP).
- Kicked off the year with Fresno, going 2-1 with 15 saves and a 3.97 ERA (25ERx56.2IP) over 53 games with the Grizzlies.
- Led Fresno with 53 games and tied for first with 15 saves.
- Selected by San Francisco on Sept. 1 and made Major League debut two days later in relief on Sept. 3 against Arizona (1.0,0,0,0,0,0).
- Posted a 6.75 ERA (5ERx6.2IP) over eight appearances out of the Giants bullpen to finish the season.
- Limited opposing hitters to a .285 (74x260) batting average...right-handed batters hit .291 (44x151), while lefties hit .275 (30x109).

2011:

- Registered time with Diablos Rojos (48 G) of the Mexican League and Triple-A Fresno (3 G)...combined to go 4-2 with 15 save and a 2.76 ERA (18ERx58.2IP).
- Over 48 games with Diablos Rojos on loan from San Francisco, went 3-1 with 15 saves and a 2.30 ERA (14ERx54.2IP).
- Named to Mexican League Mid-Season All-Star team.
- Logged three games with Fresno at the end of the season, going 1-1 with a 9.00 ERA (4ERx4.0IP).
- Owned a 4-2 record with a 1.47 ERA (5ERx30.2IP) over 28 games with Magallanes in the Venezuelan Winter League.

2010:

- Worked a full season with Triple-A Indianapolis (58 G) in second season with Pittsburgh organization...went 5-5 with 23 saves and a 3.92 ERA (26ERx59.2IP).
- Finished the year second in the International League in games finished (53) and tied for third in saves (23).
- Converted 23-of-28 save opportunities.
- Held opposing hitters to a .231 (51x221) batting average...right-handers hit .203 (26x128), while lefties hit .269 (25x93).

2009:

- Split the year between Double-A Altoona (28 G) and Triple-A Indianapolis (13 G), going a combined 3-4 with 12 saves and a 2.09 ERA (12ERx51.2IP).
- Began the year with Altoona, racking up a 2-3 record with six saves and a 2.08 ERA (8ERx34.2IP).
- Transferred to Indianapolis in early August and finished the season with the Indians, going 1-1 with six saves and a 2.12 ERA (4ERx17.0IP) over 13 relief outings.

2008:

- Spent the year with Double-A New Hampshire (21 G, 9 GS)...owned a 2-6 record with one save and a 4.65 ERA (36ERx69.2IP).
- As a starter, went 2-3 with a 4.30 ERA (22ERx46.0IP), while going 0-3 with one save and a 5.32 ERA (14ERx23.2IP) out of the bullpen.
- Named Eastern League Pitcher of the Week for the week ending on Aug. 18.
- On the disabled list from April 25 – June 20 with a right elbow strain.

2007:

- Logged time in 48 games out of the bullpen for Double-A New Hampshire...went 2-4 with two saves and a 3.53 ERA (32ERx81.2IP).
- Limited opposing hitters to a .224 (68x303) batting average...right-handed batters hit .184 (30x163), while lefties hit .271 (38x140).

2006:

- Pitched a full season with Double-A Montgomery (49 G)...owned a 6-1 record with 16 saves and a 2.64 ERA (21ERx71.2IP).
- Finished the year ranked fifth in the Southern League with 32 games finished.
- Held opposing hitters to a .255 (68x267) batting average...right-handed batters hit .246 (42x171), while lefties hit .271 (26x96).

2005:

- Split the season between Advanced-A Visalia (31 G, 14 GS) and Double-A Montgomery (1 G)...combined to go 3-11 with three saves and a 6.36 ERA (69ERx97.2IP).
- As a starter with Visalia, went 1-8 with a 5.08 ERA (38ERx67.1IP), while going 2-3 with an 8.19 ERA (27ERx29.2IP) out of the bullpen.
- Named to California League Mid-Season All-Star team.

2004:

- Went 2-2 with a 2.18 ERA (10ERx41.1IP) in nine games for the VSL Phillies.

2003:

- Posted a 2-4 record and a 4.78 ERA (17ERx320IP) across eight starts for short-season Batavia.

2002:

- Began professional career with rookie-level GCL Phillies (10 G, 2 GS), going 2-0 with a 1.00 ERA (3ERx27.0IP).

Personal:

- Jean Manuel Machi (ma-CHEE).
- Wife, Yaniret...children, Jean Mary and Jean Marcos.
- Originally signed by Philadelphia as a non-drafted free agent in February 2000.

FRONT
OFFICE

CHENEY
STADIUM

2017 TRIPLE-A
ALL-STAR GAME

COACHES/STAFF

2017
RAINIERS

2016 SEASON
REVIEW

OPPONENTS

HISTORY &
RECORDS

MEDIA &
MISC.

MACHI'S CAREER PITCHING RECORD

Year	Team	LG	W-L	ERA	G	GS	CG	SHO	SV	IP	H	R	ER	HR	HB	BB	SO	WP	BK
2002	GCL Phillies	GCL	2-0	1.00	10	2	0	0	1	27.0	11	4	3	0	1	16	22	2	0
2003	Batavia	NYP	2-4	4.78	8	8	0	0	0	32.0	30	21	17	1	7	13	19	2	0
2005	Visalia	CAL	3-11	6.03	31	14	0	0	3	97.0	113	76	65	8	10	58	106	16	1
	Montgomery	SOU	0-0	54.00	1	0	0	0	0	0.2	4	4	4	1	0	1	0	0	0
2006	Montgomery	SOU	6-1	2.64	49	0	0	0	16	71.2	68	25	21	2	4	37	68	6	0
2007	New Hamp.	EAS	2-4	3.53	48	0	0	0	2	81.2	68	35	32	8	3	24	56	5	2
2008	New Hamp.	EAS	2-6	4.65	21	9	0	0	1	69.2	74	37	36	3	3	40	51	1	0
2009	Altoona	EAS	2-3	2.08	28	0	0	0	6	34.2	28	12	8	2	0	13	25	5	0
	Indianapolis	INT	1-1	2.12	13	0	0	0	6	17.0	8	4	4	1	0	6	12	0	0
2010	Indianapolis	INT	5-5	3.92	58	0	0	0	23	59.2	51	29	26	6	2	32	58	5	0
2011	Diablos Rojos	MEX	3-1	2.30	48	0	0	0	15	54.2	54	16	14	0	3	17	37	5	0
	Fresno	PCL	1-1	9.00	3	0	0	0	0	4.0	5	4	4	0	0	0	6	0	0
2012	Fresno	PCL	2-1	3.97	53	0	0	0	15	56.2	67	29	25	7	3	17	44	0	0
	SAN FRAN.	NL	0-0	6.75	8	0	0	0	0	6.2	7	5	5	2	0	1	4	0	0
2013	Fresno	PCL	3-1	0.98	16	0	0	0	2	18.1	13	4	2	0	1	3	19	2	0
	SAN FRAN.	NL	3-1	2.38	51	0	0	0	0	53.0	46	15	14	2	0	12	51	2	0
2014	SAN FRAN.	NL	7-1	2.58	71	0	0	0	2	66.1	45	19	19	5	1	18	51	5	1
2015	Sacramento	PCL	1-0	0.00	4	0	0	0	0	5.0	3	0	0	0	0	1	6	0	0
	SAN FRAN.	NL	1-0	5.14	33	0	0	0	0	35.0	38	21	20	3	1	14	22	1	0
	BOSTON	AL	1-0	5.09	26	0	0	0	4	23.0	21	14	13	5	0	8	20	2	0
2016	Iowa	PCL	2-1	3.68	20	0	0	0	1	29.1	29	13	12	5	1	9	26	1	0
	Sacramento	PCL	2-2	3.62	28	0	0	0	12	32.1	30	17	13	4	3	8	27	0	1
Mexican Lg Totals			3-1	2.30	48	0	0	0	15	54.2	54	16	14	0	3	17	37	5	0
Minor Lg Totals			36-41	3.85	391	33	0	0	88	636.2	602	314	272	48	38	278	545	45	4
Major Lg Totals			12-2	3.47	189	0	0	0	6	184.0	157	74	71	17	2	53	148	10	1

FRONT
OFFICE

CHENEY
STADIUM

2017 TRIPLE-A
ALL-STAR GAME

COACHES/STAFF

2017
RAINIERS

2016 SEASON
REVIEW

OPPONENTS

HISTORY &
RECORDS

MEDIA &
MISC.



CODY MARTIN

RHP

BORN: 09/04/1989 IN DOS PALOS, CA
RESIDES: DOS PALOS, CA

ACQUIRED: CLAIMED OFF WAIVERS FROM OAKLAND ON OCT. 19, 2015.

DRAFTED: SELECTED BY ATLANTA IN THE SEVENTH ROUND OF THE 2011 DRAFT.

HEIGHT: 6' 3" **WEIGHT:** 230 **BATS:** RIGHT **THROWS:** RIGHT **AGE:** 27

AS OF OPENING DAY 2017

MARTIN'S CAREER SUMMARY

Single-Game Career High...	IP	H	R	ER	HR	K	BB
	9.0	12 (2x)	9 (3x)	9	4	14	6 (5x)
	7/13/12	5/30/14	4/24/16	4/24/16	8/22/16	7/13/12	8/3/15

2016:

- Logged time with Tacoma (25 G, 20 GS) and Seattle (9 G, 2 GS)...combined to go 11-9 with a 3.66 ERA (57ERx140.0IP).
- Named Tacoma Rainiers Pitcher of the Year after finishing the season 10-7 with a 3.62 ERA (46ERx114.1IP)...ranked second on the team with 114 strikeouts...along with teammate Joe Wieland, became first pair of 10-win Rainiers pitchers since 2010.
- Earned the win in each of first three starts with the Rainiers, posting a 3.78 ERA (7ERx16.2IP) over that span.
- Posted a 2.97 ERA (22ERx66.2IP) while at home with Tacoma, and a 4.53 ERA (24ERx47.2IP) on the road.
- Over four stints with the Mariners over the course of the season, went 1-2 with a 3.86 ERA (1ERx25.2IP).
- Combined to hold opposing hitters to a .258 (134x520) batting average over time with Seattle and Tacoma...right-handers hit .248 (68x274), while lefties hit .268 (66x246).

2015:

- Split season between Atlanta (21 G), Triple-A Nashville (11 GS), Triple-A Gwinnett (7 G, 6 GS), and Oakland (4 G, 2 GS)...combined to go 7-10 with one save and a 4.97 ERA (69ERx125.0IP).
- Made Atlanta's opening day roster, and over two stints with the Braves went 2-3 with a 5.40 ERA (13ERx21.2IP) in 21 relief outings.
- Made Major League debut on April 7 at Miami (2.0,1,0,0,4).
- Over two stints with Gwinnett went 1-3 with one save and a 2.10 ERA (8ERx34.1IP) in seven games (six starts).
- Traded from Atlanta to Oakland on July 2 in exchange for other considerations.
- Assigned to Nashville and went 4-4 with a 5.10 ERA (34ERx60.0IP) over two stints with the Sounds.
- Made four appearances (two starts) for Oakland in September, going 0-2 with a 14.00 ERA (14ERx9.0IP).

2014:

- Pitched entire season for Triple-A Gwinnett, going 7-8 with one save and a 3.52 ERA (61ERx156.0IP) through 27 games (26 starts).
- Finished the season ranked sixth in the International League in ERA (3.52) and third in strikeouts (142)...ranked fifth among qualified starting pitchers in strikeouts per nine ratio (8.12).
- Tied for team lead in wins (7) and led the club in games started (26), innings pitched (156.0), and strikeouts (142).
- Posted a 6-3 record with a 2.42 ERA (25ERx93.0IP) at home...went 1-5 with a 5.14 ERA (36ERx63.0IP) on the road.
- Allowed opposing batters to hit .254 (151x595)...right-handed batters hit .240 (65x271), while lefties hit .265 (86x324).
- Pitched a three-hit complete game on June 25 against Toledo, earning the win (7.0,3,1,1,2,2,HR)...one of only eight three-hitters tossed in International League all season.
- First appearance of the season came out of the bullpen on Apr. 4 at Durham (3.0,3,1,1,1,4)...earned a save.

2013:

- Split the year between Double-A Mississippi (16 G, 11 GS) and Triple-A Gwinnett (13 G, 11 GS)...combined to go 6-7 with a 3.16 ERA (48ERx136.2IP).
- Began the season with Mississippi, going 3-3 with a 2.82 ERA (21ERx67.0IP).
- Went 2-1 with a 2.36 ERA (9ERx34.1IP) over final six appearances (all starts) with Mississippi.
- Posted a 4.66 ERA (5ERx9.2IP) as a reliever...notched a 2.51 ERA (16ERx57.1IP) as a starter.
- Promoted to Gwinnett on June 18 and closed out the season going 3-4 with one save and a 3.49 ERA (27ERx69.2IP) over 13 appearances (11 starts).
- Combined to allow opposing batters to hit .241 (122x506)...right-handed batters hit .226 (60x265), while lefties hit .257 (62x241).

FRONT
OFFICE

CHENEY
STADIUM

2017 TRIPLE-A
ALL-STAR GAME

COACHES/STAFF

2017
RAINIERS

2016 SEASON
REVIEW

OPPONENTS

HISTORY &
RECORDS

MEDIA &
MISC.

MARTIN (CONTINUED)

2012:

- Logged full season with Advanced-A Lynchburg (22 G, 19 GS)...posted a 12-7 record with a 2.93 ERA (35ERx107.1IP)...notched career-high marks in wins (12).
- Named Carolina League Pitcher of the Week three times...May 7-14 logged two starts and went 2-0 with 10 strikeouts and four earned runs over 13.0 IP...July 2-9 won two starts and fanned 16 with two earned runs across 12.0 IP...July 9-16 tossed two-hit, complete game shutout against Salem on July 13 (9.0,2,0,1,14).
- Went 7-2 with a 2.15 ERA (13ERx54.1IP) over final 10 appearances of the season (nine starts).
- Finished season ranked among top five Carolina League pitchers in wins (second, 12), and strikeouts (fourth, 123).
- Held opposing batters to a .235 (93x395) batting average...right-handed batters hit .225 (64x285), while lefties hit .264 (29x110).

2011:

- Divided first professional season between rookie-level Danville (8 G) and Single-A Rome (14 G)...combined to go 1-0 with nine saves and a 1.08 ERA (4ERx33.1IP).
- Made professional debut in relief on June 23 at Pulaski (1.0,0,0,0,2).
- Notched 14 strikeouts and allowed only two hits across 9.0 innings pitched while with Danville.
- Promoted to Rome on July 14 and finished the season with 14 relief outings, going 1-0 with six saves and a 1.48 ERA (4ERx24.1IP).
- Fanned 35 batters and allowed just 18 hits in 24.1 innings of work with Rome.
- Combined to allow opposing batters to hit .175 (20x114).
- Named MiLB.com Organizational All-Star.

Personal:

- Cody Matthew Martin.
- Attended Gonzaga University in Spokane, 2008-11... played with former Rainiers and Mariners pitcher Tyler Olson... set Gonzaga single-season record with nine saves his freshman year... led team with five wins his junior year... named First Team All-American by Baseball America and Second Team All-American by the American Baseball Coaches Association his senior year... led NCAA division one qualified pitchers in ERA (0.86/5ERx52.1IP) in 2011... signed by Atlanta scout and former Rainiers pitcher Brett Evert.
- Originally selected by Minnesota in the 20th round of the 2010 draft, but did not sign.

MARTIN'S CAREER PITCHING RECORD

Year	Team	LG	W-L	ERA	G	GS	CG	SHO	SV	IP	H	R	ER	HR	HB	BB	SO	WP	BK
2011	Danville	APP	0-0	0.00	8	0	0	0	3	9.0	2	0	0	0	0	1	14	0	0
	Rome	SAL	1-0	1.48	14	0	0	0	6	24.1	18	7	4	2	1	4	35	1	0
2012	Lynchburg	CAR	12-7	2.93	22	19	1	1	0	107.1	93	49	35	7	7	34	123	1	0
2013	Mississippi	SOU	3-3	2.82	16	11	0	0	0	67.0	63	23	21	3	0	27	71	2	1
	Gwinnett	INT	3-4	3.49	13	11	1	0	1	69.2	59	30	27	6	2	31	66	2	0
2014	Gwinnett	INT	7-8	3.52	27	26	1	0	1	156.0	151	66	61	17	7	56	142	0	0
2015	ATLANTA	NL	2-3	5.40	21	0	0	0	0	21.2	24	13	13	4	1	7	24	1	0
	Gwinnett	INT	1-3	2.10	7	6	0	0	1	34.1	24	11	8	2	1	9	33	1	0
	Nashville	PCL	4-4	5.10	11	11	0	0	0	60.0	59	36	34	6	3	31	58	5	0
	OAKLAND	AL	0-2	14.00	4	2	0	0	0	9.0	16	14	14	4	1	5	3	1	0
2016	Tacoma	PCL	10-7	3.62	25	20	0	0	0	114.1	106	48	46	6	5	33	114	4	0
	SEATTLE	AL	1-2	3.86	9	2	0	0	0	25.2	28	11	11	5	1	9	15	0	0
Minor Lg Totals			41-36	3.31	143	104	3	1	12	642.0	575	270	236	49	26	226	656	16	1
Major Lg Totals			3-7	6.07	34	4	0	0	0	56.1	68	38	38	13	3	21	42	2	0



Cody Martin was named Tacoma Rainiers Pitcher of the Year in 2016 after finishing the season 10-7 with a 3.62 ERA while ranking second on the team with 114 strikeouts. Martin, along with teammate Joe Wieland, became the first pair of 10-win Rainiers pitchers since 2010.



IAN MILLER

BORN: 02/21/1992 IN PHILADELPHIA, PA
RESIDES: DOWINGTON, PA

OF

ACQUIRED: SELECTED BY SEATTLE IN THE 14TH ROUND OF THE 2013 DRAFT.

HEIGHT: 6' 0" **WEIGHT:** 170 **BATS:** LEFT **THROWS:** RIGHT **AGE:** 25

AS OF OPENING DAY 2017

MILLER'S CAREER SUMMARY

Single-Game Career High...	R	H	2B	3B	HR	RBI	SB
	3 (5x)	4 (3x)	2	1 (18x)	1	3	4
	6/24/16	8/4/16	7/11/15	8/15/16	7/5/13	6/18/15	5/25/15

2016:

- Registered a full season with Double-A Jackson (114 G), hitting .253 (109x430) with 64 R, 8 2B, 7 3B, 28 RBI, and 49 SB...set a career-high mark in runs.
- Finished the year ranked second in the Southern League with 49 stolen bases...successfully stole 30 bases over 60 games from June 9 - Aug. 29 without being caught stealing...ranked third in lowest PA/SO ratio at 9.15.
- Logged a season-high four hits (4x5, R, RBI) on Aug. 4 at Montgomery.
- Hit .271 (56x207) through 54 games at home, while hitting .238 (53x223) on the road.
- Posted a season-best 11-game hitting streak to open the season, Apr. 7-23...hit .333 (13x39) with 8 R, 1 3B, 4 RBI, and 5 SB over that stretch.
- Posted a .333 (27x81) batting average with 11 R, 3 2B, 1 3B, 11 RBI, and 12 SB through 21 games in August.

2015:

- Split the year between Advanced-A Bakersfield (39 G) and Double-A Jackson (87 G)...combined to hit .267 (135x506) with 60 R, 18 2B, 7 3B, 29 RBI, and 50 SB...set career-high marks in doubles, RBI, and stolen bases.
- Opened the season with Bakersfield, hitting .296 (47x159) with 20 R, 5 2B, 2 3B, 6 RBI, and 21 stolen bases over 39 games with the Blaze.
- Registered a season-long seven-game hitting streak from May 19-25 over final seven games with Jackson...hit .448 (13x29) with 4 R, 2 2B, 1 RBI, and 5 SB.
- Stole a career-high four bases in one game on May 25 against High Desert.
- Promoted to Jackson in late May and spent the remainder of the season with the Generals, hitting .254 (88x347) with 40 R, 13 2B, 5 3B, 23 RBI, and 29 SB.
- Named Southern League Player of the Week for Aug. 31 - Sept. 7...hit .464 (13x28) with 4 R, 3 2B, 1 3B, 5 RBI, and 4 SB over that stretch.
- While with the Generals, hit .328 (20x61) against left-handed pitchers, while hitting .238 (68x286) against righties.

2014:

- Played in 45 games over a full year with Single-A Clinton...hit .271 (45x166) with 33 R, 5 2B, 4 3B, 13 RBI, and 16 SB.
- Spent time on the 7-day disabled list twice with a lower back injury, from Apr. 18-26 and June 6 - Sept. 17.
- Logged time in 28 games in May, hitting .280 (30x107) with 20 R, 3 2B, 1 3B, 9 RBI, and 11 SB.

2013:

- Began professional career with rookie-level Pulaski (40 G) and short-season Everett (12 G)...combined to hit .305 (60x197) with 37 R, 5 2B, 1 HR, 14 RBI, and 17 SB.
- Made pro debut with Pulaski on June 21 at Burlington...went 0-for-4.
- Hit first career home run on July 5 against Danville.

Personal:

- Ian Andrew Miller.
- Graduated from Bishop Shanahan High School Dowingtown, PA in 2010.
- Played collegiately for Wagner College from 2010-13...posted a career batting average of .301 (171x569) with 101 R, 18 2B, 3 3B, 1 HR, 53 RBI, and 93 SB...ranked second among Division I players in 2013 with 46 stolen bases after ranking 11th in the country in 2012 with 34 stolen bases.

MILLER'S CAREER PLAYING RECORD

Year	Team	LG	AVG	G	AB	R	H	2B	3B	HR	RBI	BB	SO	SB	CS	OBP	SLG	SF	SAC	HP
2013	Pulaski	APP	.297	40	155	30	46	5	0	1	13	16	29	14	6	.374	.348	0	2	3
	Everett	NOR	.333	12	42	7	14	0	0	1	4	6	3	1	.391	.333	0	2	0	
2014	Clinton	MID	.271	45	166	33	45	5	4	0	13	16	35	16	2	.332	.349	2	1	0
2015	Bakersfield	CAL	.296	39	159	20	47	5	2	0	6	10	34	21	5	.341	.352	0	1	1
	Jackson	SOU	.254	87	347	40	88	13	5	0	23	29	53	29	13	.310	.320	4	3	1
2016	Jackson	SOU	.253	114	430	64	109	8	7	0	28	45	54	49	3	.331	.305	4	8	7
Minor Lg Totals			.269	337	1299	194	349	36	18	1	84	120	211	132	30	.334	.326	10	17	12

FRONT
OFFICE

CHENEY
STADIUM

2017 TRIPLE-A
ALL-STAR GAME

COACHES/STAFF

2017
RAINIERS

2016 SEASON
REVIEW

OPPONENTS

HISTORY &
RECORDS

MEDIA &
MISC.



BRAD MILLS

LHP

BORN: 03/05/1985 IN MESA, AZ
RESIDES: MESA, AZ

ACQUIRED: RE-SIGNED AS A MINOR LEAGUE FREE AGENT ON OCT. 17, 2016.

DRAFTED: SELECTED BY TORONTO IN THE FOURTH ROUND OF THE 2007 DRAFT.

HEIGHT: 6' 0" **WEIGHT:** 200 **BATS:** RIGHT **THROWS:** LEFT **AGE:** 32

AS OF OPENING DAY 2017

MILLS' CAREER SUMMARY

Single-Game

Career High...	IP	H	R	ER	HR	K	BB
	8.2	14	9	8 (6x)	4	13	6
	7/25/15	6/21/11	6/21/11	7/21/14	8/17/10	5/29/14	9/3/15

2016:

- Spent the entirety of the season with Tacoma (9 GS), going 3-3 with a 5.28 ERA (26ERx44.1IP).
- Registered two stints on the Rainiers 7-day disabled list from Apr. 7 – May 15 and July 1 – Sept. 20 with shoulder problems.
- Across nine total starts, went 1-0 with a 3.60 ERA (8ERx20.0IP) at home while going 2-3 with a 6.66 ERA (18ERx24.1IP) on the road.
- Held opposing hitters to a .281 (48x171) batting average...right-handers hit .274 (32x117), while lefties hit .296 (16x54).
- Worked a season-high 6.2 innings on June 11 against Reno (6.2,10,4,4,0,3,HR).

2015:

- Made 24 starts for Triple-A Nashville, also made one start for Oakland...combined to go 5-12 with a 4.55 ERA (72ERx142.1IP).
- Ranked fifth in the Pacific Coast League among qualified starting pitchers (min. 0.8 IP/league games) in opponent batting average (.262/134x511)...right-handed batters hit .241 (92x381), while lefties hit .323 (42x130).
- Finished the year ranked first on Sounds in games started (24), second in innings pitched (137.1) and strikeouts (95).
- Worked a season-high 8.2 innings on July 25 against New Orleans (8.2,3,3,2,3,6,HR)...suffered the loss.
- Posted a 2.93 ERA (24ERx73.2IP) across May and June, spanning 12 starts...3-5 record during that stretch.
- Selected by Oakland on Aug. 14 and made start that same day at Baltimore (5.0,7,3,3,1,1,HR).
- Designated for assignment on Aug. 15 and outrighted to Nashville on Aug. 17.
- Spent time on the temporarily inactive list from Aug. 28 – Sep. 1.

2014:

- Spent time with four teams across three organizations, including Triple-A Nashville (14 G, 12 GS), Oakland (3 GS), Toronto (2 G), and Triple-A Buffalo (6 GS)...combined to post a 7-4 record with a 3.16 ERA (45ERx128.0IP).
- Began the season in the Milwaukee organization with Nashville, going 4-2 with a 1.56 ERA (13ERx75.0IP).
- Traded to Oakland in exchange for cash considerations on June 17...made three start for the Athletics, going 1-1 with a 4.41 ERA (8ERx16.1IP).
- Designated for assignment by Oakland on July 7 and claimed off waivers by Toronto on July 17...made two relief appearances for the Blue Jays, posting a 27.00 ERA (13ERx4.1IP).
- Spent two stints with Buffalo, earning a 2-1 record with a 3.06 ERA (11ERx32.1IP).
- Combined to hold opposing hitters to a .226 (106x469) batting average.

2013:

- Spent all year with Triple-A Round Rock...went 7-5 with a 3.87 ERA (42ERx97.2IP).
- Named Pacific Coast League Pitcher of the Week for April 4-15...earned the win in a pair of starts, allowed just seven hits and one earned run over 13.0 innings of work with nine strikeouts.
- Accumulated a 6-0 record with a 2.87 ERA (19ERx59.2IP) over first 11 appearances (10 starts) of the season.
- Made lone relief appearance of the year on May 23 against Reno (2.0,1,0,0,2,1).
- Spent time on the 7-day disabled list from May 15-23.
- Allowed opposing batters to hit .248 (92x371)...left-handed batters hit .239 (28x117), while righties hit .252 (64x154).
- Lost final four starts of the season...posted a 7.20 ERA (16ERx20.0IP) over that span.
- Named Pacific Coast League Mid-Season All-Star.

2012:

- Played majority of the season with Triple-A Salt Lake (21 G, 19 GS), also made one start for Los Angeles (AL)...combined to go 6-10 with a 5.61 ERA (71ERx114.0IP).
- Ranked fourth on the Bees in games started (19) and innings pitched (109.0).
- Selected by Los Angeles (AL) on July 8, made start the same day against Baltimore (5.0,3,0,0,0,6).
- Spent time on the 7-day disabled list from May 29 0 June 23 with left shoulder inflammation.
- Combined to allow an opponent batting average of .301 (136x452).

MILLS (CONTINUED)

2011:

- Combined for 12 wins between Triple-A Las Vegas (24 GS) and Toronto (5 G, 4 GS)...posted a cumulative 4.61 ERA (90ERx175.2IP).
- Ranked sixth in the Pacific Coast League among qualified pitchers with a 4.00 ERA (70ERx157.1IP).
- Totaled three stints with Las Vegas (Apr. 7-12, Apr. 14 – July 27, Aug. 18 – Sep. 6)...combined for an 11-9 record with a 4.00 ERA (70ERx157.1IP).
- Named Pacific Coast League Pitcher of the Week for July 11-18...made one start, allowing one hit over 8.0 innings on July 17 at Tucson (8.0,1,0,0,2,6).
- Named Pacific Coast League Mid-season All-Star...went 7-7 with a 3.97 ERA (51ERx115.2IP) in the first half...went 402 with a 4.10 ERA (19ERx41.2IP) after the break.
- Posted a 2.18 ERA (8ERx33.0IP) over first five starts of the season with Las Vegas.
- Across three trips to Toronto, posted a 1-2 record with a 9.82 ERA (20ERx18.1IP) in five games (four starts).

2010:

- Split the year between Triple-A Las Vegas (20 GS) and Toronto (7 G, 3 GS)...combined to accumulate a 9-6 record with a 5.08 ERA (76ERx134.2IP).
- Ranked first on the 51s in strikeouts (100), tied for first in games started (20), second in wins (8) and innings pitched (112.1).
- Logged a 5-4 record with a 4.31 ERA (37ERx77.1IP) prior to the all-star break with Las Vegas...went 3-2 with a 6.43 ERA (25ERx35.0IP) in the second half.
- Across three stints with Toronto, went 1-0 with a 5.64 ERA (14ERx22.1IP) in seven appearances (three starts).
- Earned first career Major League win on July 28 against Baltimore (7.0,2,0,0,3,4).
- Combined to allow opposing batters to hit .264 (138x523).
- Spent time on the 7-day disabled list from June 13 – July 6...placed on temporarily inactive list from July 7-15.

2009:

- Divided time between Triple-A Las Vegas (14 GS) and Toronto (2 GS)...combined to go 3-9 with a 4.89 ERA (50ERx92.0IP).
- Posted a 2-8 record with a 4.06 ERA (38ERx84.1IP) for the 51s.
- Notched a season-high 11 strikeouts while with Las Vegas on June 7 at Tacoma (7.0,4,0,0,0,11).
- Made Major League debut with Toronto on June 18 at Philadelphia (3.2,6,4,4,2,2 HR).

2008:

- Pitched for Single-A Lansing (15 GS), Double-A New Hampshire (6 GS), and Advanced-A Dunedin (6 GS)...totaled a 13-5 record with a 1.95 ERA (32ERx147.1IP).
- Named to the Midwest League Mid-Season All-Star team after going 5-3 with a 2.75 ERA (23ERx75.1IP) in the first half with Lansing.
- Split second half of the season between New Hampshire and Dunedin, going 7-2 with a 1.23 ERA (9ERx66.0IP) between the two clubs.
- Combined to record 159 strikeouts in 147.1 innings of work all season.

2007:

- Spent first professional season with short-season Auburn, going 2-0 with a 2.00 ERA (4ERx18.0IP).
- Made professional debut, a start, on June 22 against Williamsport (2.0,1,2,1,3).
- Earned first career win in relief on Aug. 11 at Brooklyn (3.0,2,0,0,0,4).

Personal:

- Bradley Aaron Mills.
- Played for the University of Arizona from 2004-07...posted a 4.56 ERA (98ERx193.4IP) with a 15-10 record over four years with the Wildcats...led team with six wins as a junior... graduated with a degree in Civil Engineering.
- Originally selected by Toronto in the 22nd round of the 2006 draft, but did not sign.
- Graduated from Mountain View (Mesa, AZ) High School, 2003.

MILLS' CAREER PITCHING RECORD

Year	Team	LG	W-L	ERA	G	GS	CG	SHO	SV	IP	H	R	ER	HR	HB	BB	SO	WP	BK
2007	Auburn	NYP	2-0	2.00	6	2	0	0	0	18.0	9	4	4	0	1	6	21	0	0
2008	Lansing	MID	6-3	2.55	15	15	0	0	0	81.1	71	30	23	3	5	28	92	2	0
	New Hamp.	EAS	3-2	1.10	6	6	0	0	0	32.2	24	11	4	2	1	12	32	2	0
	Dunedin	FSL	4-0	1.35	6	6	0	0	0	33.1	25	9	5	2	0	12	35	1	0
2009	TORONTO	AL	0-1	14.09	2	2	0	0	0	7.2	14	12	12	4	0	6	9	0	0
	Las Vegas	PCL	2-8	4.06	14	14	1	0	0	84.1	83	43	38	6	4	35	72	4	1
2010	Las Vegas	PCL	8-6	4.97	20	20	0	0	0	112.1	118	66	62	15	2	43	100	4	1
	TORONTO	AL	1-0	5.64	7	3	0	0	0	22.1	20	14	14	2	1	13	18	1	0
2011	Las Vegas	PCL	11-9	4.00	24	24	1	0	0	157.1	161	73	70	20	5	39	136	6	1
	TORONTO	AL	1-2	9.82	5	4	0	0	0	18.1	23	20	20	4	2	12	18	1	0
2012	LOS ANG.	AL	1-0	0.00	1	1	0	0	0	5.0	3	0	0	0	0	0	6	0	0
	Salt Lake	PCL	5-10	5.86	21	19	0	0	0	109.0	133	73	71	13	5	40	67	2	0
2013	Round Rock	PCL	7-5	3.87	18	17	0	0	0	97.2	92	48	42	9	4	29	73	0	2
	Nashville	PCL	4-2	1.56	14	12	0	0	0	75.0	51	18	13	5	4	18	77	2	1
2014	OAKLAND	AL	1-1	4.41	3	3	0	0	0	16.1	19	9	8	2	1	7	14	1	0
	TORONTO	AL	0-0	27.00	2	0	0	0	0	4.1	10	13	13	3	1	4	5	0	0
	Buffalo	INT	2-1	3.06	6	6	0	0	0	32.1	26	11	11	2	0	5	26	1	0
2015	OAKLAND	AL	0-0	5.40	1	1	0	0	0	5.0	7	3	3	1	1	1	1	0	0
	Nashville	PCL	5-12	4.52	24	24	0	0	0	137.1	134	74	69	12	3	55	95	6	0
2016	Tacoma	PCL	3-3	5.28	9	9	0	0	0	44.1	48	26	26	8	0	22	32	3	0
Minor Lg Totals			62-61	3.88	183	174	2	0	0	1015.0	975	486	438	97	34	344	858	33	6
Major Lg Totals			4-4	7.97	21	14	0	0	0	79.0	96	71	70	16	6	43	71	3	0

FRONT
OFFICE

CHENEY
STADIUM

2017 TRIPLE-A
ALL-STAR GAME

COACHES/STAFF

2017
RAINIERS

2016 SEASON
REVIEW

OPPONENTS

HISTORY &
RECORDS

MEDIA &
MISC.



ANDREW MOORE

BORN: 06/02/1994 IN SPRINGFIELD, OR
RESIDES: EUGENE, OR

RHP

ACQUIRED: SELECTED BY SEATTLE IN THE SECOND ROUND OF THE 2015 DRAFT.

Baseball America
prospect rankings:

OSG.
#6

ICE 100
NR

HEIGHT:
6' 0"

WEIGHT:
195

BATS:
RIGHT

THROWS:
RIGHT

AGE:
22

AS OF OPENING DAY 2017

MOORE'S CAREER SUMMARY

Single-Game

Career High...	IP	H	R	ER	HR	K	BB
	9.0	9 (3x)	5	5	2	9	3 (2x)
	8/2/16	8/7/16	8/29/16	8/29/16	7/11/16	5/3/16	5/9/16

2016:

- Split the campaign between Advanced-A Bakersfield (9 GS) and Double-A Jackson (19 GS)...combined to go 12-4 with a 2.65 ERA (48ERx163.0IP).
- Received Mariners Jamie Moyer Minor League Pitcher of the Year Award...led Mariners farmhands with a 2.65 ERA while ranking third in innings (163.0), tied for third in wins (12), and fifth in strikeouts (133).
- Began the year with Bakersfield, going 3-1 with a 1.65 ERA (10ERx54.2IP) over nine starts with the Blaze.
- Named California League Pitcher of the Week for the week of Apr. 18-24...made one start, a seven-inning no-hit effort on April 22 against Lake Elsinore (7.0,0,0,0,1,3).
- Promoted to Jackson on May 24 and spent the remainder of the year with the Generals, going 9-3 with a 3.16 ERA (38ERx108.1IP).
- Logged first career complete game, a shutout, on Aug. 2 at Montgomery (9.0,5,0,0,0,4).
- Worked a 1.20 ERA (2ERx15.0IP) over two starts in the playoffs while leading the Generals to a Southern League Championship.
- Combined to hold opposing hitters to a .247 (148x600) batting average...right-handed batters hit .226 (65x288), while lefties hit .266 (83x312).
- Named to MiLB.com Organizational All-Star team following the season.

2015:

- Began professional career with short-season Everett (14 G, 8 GS), going 1-1 with a 2.08 ERA (9ERx39.0IP).
- Named to MiLB.com Organizational All-Star team following the year...earned Baseball America Short-Season All-Star honors.
- Made pro debut in a start on June 22 against Eugene (3.0,0,0,0,0,5).
- Earned first professional win in relief on July 23 against Spokane (3.0,2,1,0,0,2).
- Limited opposing hitters to a .250 (37x148) batting average...right-handed batters hit .247 (22x89), while lefties hit .254 (15x59).

Personal:

- Andrew George Moore.
- Graduated from North Eugene (OR) High School in 2012...named Oregon High School Pitcher of the Year in both sophomore and junior seasons...earned 5A State Player of the Year honors as a senior.
- Pitched three seasons at Oregon State University from 2013-15...named First-Team All-Pac-12 as a junior in 2015...put together a career record of 27-9 with one save and a 2.10 ERA (81ERx347.2IP)...led all Division I pitchers with 14 wins in 2013 while ranking third with three shutouts, and fifth in games started (18) and innings pitched (131.0IP).

MOORE'S CAREER PITCHING RECORD

Year Team	LG	W-L	ERA	G	GS	CG	SHO	SV	IP	H	R	ER	HR	HB	BB	SO	WP	BK
2015 Everett	NWL	1-1	2.08	14	8	0	0	0	39.0	37	12	9	2	1	2	43	1	0
2016 Bakersfield	CAL	3-1	1.65	9	9	0	0	0	54.2	36	14	10	2	0	13	47	1	1
Jackson	SOU	9-3	3.16	19	19	1	1	0	108.1	112	41	38	9	1	18	86	0	0
Minor Lg Totals		13-5	2.54	42	36	1	1	0	202.0	185	67	57	13	2	33	176	2	1



Baseball America
prospect rankings:

CBS
#27

100-100
NR

TAYLOR MOTTER

IF / OF

BORN: 09/18/1989 IN WEST PALM BEACH, FL
RESIDES: PALM BEACH GARDENS, FL

ACQUIRED: IN A FIVE-PLAYER TRADE WITH TAMPA BAY ON NOV. 18, 2016.

DRAFTED: SELECTED BY TAMPA BAY IN THE 17TH ROUND OF THE 2011 DRAFT.

HEIGHT:	WEIGHT:	BATS:	THROWS:	AGE:
6' 1"	195	RIGHT	RIGHT	27

AS OF OPENING DAY 2017

MOTTER'S CAREER SUMMARY

Single-Game

Career High...	R	H	2B	3B	HR	RBI	SB
	3 (8x)	4 (3x)	2 (12x)	1 (8x)	2 (4x)	5 (2x)	3 (2x)
	9/2/16	8/7/15	8/11/16	5/20/15	9/7/15	7/2/15	4/28/15

2016:

- Registered time with Tampa Bay (33 G) and Triple-A Durham (88 G)...combined to hit .221 (95x430) with 55 R, 20 2B, 15 HR, 55 RBI, and 19 SB.
- Opened the year with Durham, and over three stints with the Bulls hit .229 (80x350) with 44 R, 17 2B, 13 HR, 46 RBI, and a team-leading 19 SB.
- Named International League Player of the Week for July 25-31...played in five games and hit .412 (7x17) with 2 2B, 2 HR, 8 RBI, and 6 BB.
- Recalled by Tampa Bay on May 15 and made Major League debut the next day at Toronto...went 1-for-4 with 2 R, 1 BB...became first player since 1913 to play shortstop and outfield in ML debut.
- Hit first career Major League home run on May 17 at Toronto (hit off Drew Storen).
- Over a pair of stints with the Rays, put together a .188 (15x80) batting average with 11 R, 3 2B, 2 HR, and 9 RBI.
- Made second career pitching appearance with Tampa Bay on July 1 against Detroit (0.1,1,0,0,0,0)...became sixth position player in Rays history to make a pitching appearance.
- Traded from Tampa Bay to Seattle along with teammate Richie Shaffer (inf) in exchange for Dalton Kelly (inf), Andrew Kittredge (rhp), and Dylan Thomson (rhp) on Nov. 18, 2016.

2015:

- Logged a full season with Triple-A Durham, hitting .292 (142x486) with 74 R, 43 2B, 1 3B, 14 HR, 72 RBI, and 26 SB...set career-high marks in games played, runs, hits, doubles, RBI, and SB.
- Named to International League Mid- and Post-Season All-Star teams...earned MiLB.com Organizational All-Star honors...recognized as a Baseball America Triple-A All-Star...selected as Most Valuable Player by the Rays Baseball Operations department.
- Finished the year ranked among International League leaders in doubles (first, 43), extra base hits (first, 58), slugging percentage (third, .471), total bases (third, 229), runs (fourth, 74), on-base percentage (fourth, .366), and batting average (eighth, .292).
- Selected as International League Player of the Week for June 29 - July 5...played in six games and hit .524 (11x21) with 5 R, 4 2B, 3 HR, and 10 RBI.
- Recorded a season-long 16-game hitting streak from June 3-20...hit .364 (24x66) with 10 R, 5 2B, 5 RBI, 7 BB, and 7 SB over the streak...fourth longest hitting streak in the International League.
- Hit .370 (50x135) against left-handed pitching, while hitting .262 (92x351) against righties.
- Posted a combined batting average of .354 (62x175) over 45 games from June to July.

2014:

- Played in 119 games over a full season with Double-A Montgomery, hitting .274 (124x452) with 60 R, 19 2B, 3 3B, 16 HR, 61 RBI, and 15 SB...set career-high marks in triples and home runs.
- Named to Southern League Mid- and Post-Season All-Star Team...started in right field and went 3-for-3 with 2 R, 1 HR, and 1 RBI on the way to being named the All-Star Game Top Star for the South.
- Tallied a club-record 24 outfield assists, which also led all minor league players...one shy of Southern League record set in 1967.
- Finished the year ranked second on the Biscuits in hits (124) and home runs (16), while ranking third in runs (60), RBI (61), and stolen bases (15).
- Hit .319 (65x204) with 30 R, 13 2B, 2 3B, 4 HR, and 32 RBI prior to the all-star break...posted a .238 (59x248) batting average with 30 R, 6 2B, 1 3B, 12 HR, and 29 RBI after the break.

2013:

- Spent majority of the season with Advanced-A Charlotte (66 G), while also logging a brief rehab stint with rookie-level GCL Rays (4 G)...combined to hit .294 (65x221) with 27 R, 16 2B, 2 3B, 3 HR, 21 RBI, and 20 SB.
- Spent time on the disabled list from June 23 - Aug. 9...split rehab with GCL Rays over two stints, hitting .364 (4x11) with 1 R, 2 2B, and 2 BB.
- While with Charlotte hit .290 (61x210) with 26 R, 14 2B, 2 3B, 3 HR, 21 RBI, and 20 SB.
- Made first career pitching appearance for Charlotte on Aug. 15 at Jupiter (1.0,1,0,0,1,0).

FRONT
OFFICE

CHENEY
STADIUM

2017 TRIPLE-A
ALL-STAR GAME

COACHES/STAFF

2017
RAINERS

2016 SEASON
REVIEW

OPPONENTS

HISTORY &
RECORDS

MEDIA &
MISC.

MOTTER (CONTINUED)

2013 (continued):

- Registered a season-best 11-game hitting streak from May 9-21...hit .394 (13x33) with 6 R, 2 2B, 1 3B, 1 HR, and 7 RBI over that stretch.

2012:

- Tallied first full professional season with Single-A Bowling Green (99 G)...hit .244 (74x303) with 41 R, 17 2B, 2 3B, 5 HR, 37 RBI, and 24 SB.
- Recovered after hitting .206 (28x136) in the first half of the season with a .275 (46x167) batting average over the second half.
- Logged 16 multi-hit games, including five three-hit performances.
- Drove in a season-best 5 RBI on July 13 at Burlington (3x5, 2 R, 2B, HR, 5 RBI).

2011:

- Split first professional season between rookie-level Princeton (46 G) and Single-A Bowling Green (3 G)...combined to hit .314 (53x169) with 38 R, 13 2B, 5 HR, 26 RBI, and 23 SB.
- Named to Appalachian League All-Star team.
- Led the Appalachian League in on-base percentage (.436) and finished second in steals (22).
- Made pro debut with Princeton on June 21 against Burlington...went 0-for-4.

Personal:

- Taylor Davis Motter.
- Graduated from Palm Beach Gardens (FL) High School...played varsity baseball and basketball.
- Played collegiately at Coastal Carolina University for three seasons from 2009-11...posted a career .303 (195x643) batting average with 136 R, 53 2B, 4 3B, 18 HR, 110 RBI, and 37 SB...won three straight Big South Conference titles with the Chanticleers...named to First-Team Big South Conference squad in 2010...earned Freshman All-American honors by Louisville Slugger/Collegiate Baseball in 2009.
- Broke an estimated 15 bones as a kid...passionate off-shore fisherman.

MOTTER'S CAREER PLAYING RECORD

Year	Team	LG	AVG	G	AB	R	H	2B	3B	HR	RBI	BB	SO	SB	CS	OBP	SLG	SF	SAC	HP
2011	Princeton	APP	.323	46	158	37	51	13	0	4	23	33	26	22	2	.436	.481	3	0	1
	Bowling Green	MID	.182	3	11	1	2	0	0	1	3	1	4	1	0	.250	.455	0	0	0
2012	Bowling Green	MID	.244	99	303	41	74	17	2	5	37	50	60	24	12	.357	.363	0	5	3
2013	GCL Rays	GCL	.364	4	11	1	4	2	0	0	0	2	1	0	0	.462	.545	0	0	0
	Charlotte	FSL	.290	66	210	26	61	14	2	3	21	22	29	20	8	.359	.419	1	5	1
2014	Montgomery	SOU	.274	119	452	60	124	19	3	16	61	34	71	15	7	.326	.436	9	6	5
2015	Durham	INT	.292	127	486	74	142	43	1	14	72	57	95	26	8	.366	.471	9	1	5
2016	TAMPA BAY	AL	.188	33	80	11	15	3	0	2	9	11	19	0	1	.290	.300	1	0	1
	Durham	INT	.229	88	350	44	80	17	0	13	46	33	65	19	4	.297	.389	2	0	2
Minor Lg Totals			.272	552	1981	284	538	125	8	56	263	232	351	127	41	.349	.428	24	17	17
Major Lg Totals			.188	33	80	11	15	3	0	2	9	11	19	0	1	.290	.300	1	0	1



SHAWN O'MALLEY

BORN: 12/28/1987 IN RICHLAND, WA
RESIDES: CUTHBERT, GA

INF

ACQUIRED: SIGNED AS A MINOR LEAGUE FREE AGENT ON JAN. 22, 2015.

DRAFTED: SELECTED BY TAMPA BAY IN THE FIFTH ROUND OF THE 2006 DRAFT.

HEIGHT:	WEIGHT:	BATS:	THROWS:	AGE:
5' 11"	175	SWITCH	RIGHT	29

AS OF OPENING DAY 2017

O'MALLEY'S CAREER SUMMARY

Single-Game

Career High...

R	H	2B	3B	HR	RBI	SB
4 (2x)	4 (5x)	2 (2x)	2 (2x)	2	4 (4x)	5
8/26/15	6/18/15	4/19/13	5/28/15	8/27/15	5/1/16	5/11/12

2016:

- Logged time with Tacoma (25 G) and Seattle (89 G)...combined to hit .253 (74x292) with 39 R, 14 2B, 3 3B, 3 HR, 30 RBI, and 11 SB.
- Opened the year with the Rainiers, hitting .317 (26x82) with 15 R, 5 2B, 1 3B, 1 HR, 13 RBI, and 5 SB over 25 games.
- Recalled by Seattle on May 15 and spent the remainder of the season with the Mariners, hitting .229 (48x210) with 24 R, 9 2B, 2 3B, 2 HR, 17 RBI, and 6 SB.
- Posted a season-long eight-game hitting streak from April 29 – May 8...hit .519 (14x27) with 6 R, 2 2B, 1 3B, and 7 RBI over that stretch.
- While with Seattle, saw time defensively at shortstop (36 G), right field (19 G), left field (15 G), second base (12 G), third base (7 G), and center field (5 G).
- Drove in a career-high 3 RBI on Aug. 6 against Los Angeles AL...blasted game-winning, three-run home run in the bottom of the seventh inning.

2015:

- Played in 89 games for Tacoma, also spent time with Seattle (24 G) and short-season Everett (3 G)...combined to hit .289 (105x363) with 61 R, 13 2B, 5 3B, 6 HR, 48 RBI, and 23 SB.
- Began the year with Tacoma and hit .297 (92x310) with 50 R, 11 2B, 5 3B, 39 RBI, and 20 SB across two stints with the club.
- Led the Rainiers with a .361 (39x108) batting average in June (27 G)...accumulated 20 R, 4 2B, 1 3B, 3 HR, and 19 RBI during the month.
- Posted a nine-game hitting streak from June 9-19...hit .450 (18x40) with 11 R, 2 2B, 1 3B, 1 HR, 8 RBI, and 2 SB during the streak.
- Finished the year ranked third for Tacoma in triples (5), tied for second in stolen bases (20).
- Spent time on the disabled list from July 2 – Aug. 1 with a swollen left hand.
- Made three rehab appearances with Everett, hitting .182 (2x11) with 1 R, 1 2B, and 2 RBI.
- Selected by Seattle on Sept. 1 and spent the remainder of the year with the Mariners...hit .262 (11x42) with 10 R, 1 2B, 1 HR, 7 RBI, and 3 SB.

2014:

- Spent majority of season with Triple-A Salt Lake (89 G)...also spent time with Double-A Arkansas (11 G), rookie-level AZL Angels (3 G, rehab assignment), and Los Angeles (AL) (11 G).
- Signed minor league deal with the Angels prior to the season.
- Opened first season in the Angels system with Arkansas...hit .188/.308/.250 (6x32) with 3 R, 1 3B, 5 RBI, 6 BB, 1 SB.
- April 3 against Midland, first game of the season, went 2-for-5 with 1 R, 1 3B, 3 RBI, 1 BB.
- Promoted to Salt Lake on Apr. 16...hit .330 (105x318) with 60 R, 19 2B, 9 3B, 3 HR, 38 RBI, 39 BB, 13 SB...career-high marks in hits, doubles, triples, and RBI.
- Third on Bees in AVG (.330, minimum 100 AB), tied for first in 3B (9), third in BB (39), third in SB (13), fourth in 2B (19).
- Hit .361 (26x72) with runners in scoring position with 2 2B, 3 3B, 1 HR, 34 RBI, 14 BB.
- Placed on 7-day DL on Apr. 22, returned on May 3.
- Sent on rehab assignment to AZL Angels on June 29...in three games hit .300 with 3 R, 1 3B, 1 HR, 4 RBI, 1 BB, 1 SB.
- Named to PCL All-Star team for performance with Salt Lake.
- Spent two stints (11 G) with Los Angeles Angels (Sep. 1, Sep. 2-28)...hit .188/.188/.188 (3x16) with 3 R, 1 RBI, 2 SB.
- Made Major League debut on Sep. 7 against Minnesota Twins...pinch hitting for Albert Pujols, recorded first career MLB hit off of Ryan Pressly.
- Played mostly left field with the Angels despite playing majority of MiLB career at shortstop and second base.

FRONT
OFFICE

CHENEY
STADIUM

2017 TRIPLE-A
ALL-STAR GAME

COACHES/STAFF

2017
RAINIERS

2016 SEASON
REVIEW

OPPONENTS

HISTORY &
RECORDS

MEDIA &
MISC.

O'MALLEY (CONTINUED)**2013:**

- Played final season in Tampa Bay organization with Double-A Montgomery (91 G)...hit .262 (84x321) with 53 R, 12 2B, 6 3B, 3 HR, 32 RBI, 32 BB, 24 SB.
- Recorded 24 multi-hit games, including three three-hit games...five multi-RBI games (all two RBI).
- Placed on 7-day DL on June 20...activated from DL on July 18.
- Season-high five-game hitting streak from May 27-31...went 10-for-22 (.455 AVG) with 1 RBI, 3 BB, 2 SB.
- In doubleheader against Jacksonville on Apr. 12 went 3-for-6 with 2 R, 2 2B, 1 RBI, 1 BB.

2012:

- Opened season with Triple-A Durham (67 G)...hit .245/.304/.310 (53x216) with 32 R, 4 2B, 2 3B, 2 HR, 18 RBI, 17 BB, 11 SB.
- Recorded 12 multi-hit games, including five three-hit games...four multi-RBI games (all two RBI).
- On June 25 against Buffalo went 3-for-5 with 2 R, 1 2B, 1 3B, 2 RBI in 14-10 loss.
- Hit .295 against left-handed pitchers (26x88), .211 against right-handed pitchers (27x128).
- Optioned to Double-A Montgomery on July 22...in 35 games hit .231/.333/.306 (28x121) with 22 R, 3 2B, 3 3B, 5 RBI, 17 BB, 7 SB.
- Put together six multi-hit games, including one three-hit game on Aug. 12 against Jackson.

2011:

- Played sixth professional season with Double-A Montgomery (79 G)...hit .276 (85x308) with 55 R, 8 2B, 5 3B, 1 HR, 23 RBI, 42 BB, 24 SB.
- Placed on 7-day DL on Apr. 6 to open season...activated from DL on May 16...went 1-for-4 with 2 R, 2 BB in his first game of the year on May 16 against Birmingham.
- In the first inning of games he went 26-for-70 (.371 AVG) with 1 2B, 3 3B, 8 BB.
- Recorded 22 multi-hit games, including one four-hit game on May 25 against Jacksonville...three multi-RBI games, including one four-RBI game on June 30 against Mobile.
- Season-high six-game hitting streak came June 3-10...went 8-for-29 (.276 AVG) with 1 RBI, 2 SB.
- Hit home run against Mississippi on Aug. 21...first HR in over two years (last: July 18, 2009 while with Charlotte against Lakeland).

2010:

- Spent majority of the season with Double-A Montgomery (44 G)...hit .181 (26x144) with 18 R, 1 2B, 3 3B, 7 RBI, 16 BB, 9 SB.
- Placed on 7-day disabled list on Apr. 24...rehab assignment with rookie-level GCL Rays (2 G, .375 AVG, 1 RBI, 2 SB)...rehab assignment with Advanced-A Charlotte Stone Crabs (8 G, .320 AVG, 2 2B, 3 RBI, 4 BB, 4 SB).
- Activated from DL by Biscuits on July 4...placed back on 7-day DL on Aug. 4...activated from DL on Aug. 18.
- Notched four multi-hit games with Biscuits, including one three-hit game against Mobile on Apr. 11 (went 3-for-4 with 1 run, 1 RBI, 1 BB, 2 SB)...no multi-RBI games.

2009:

- Played entire season for Advanced-A Charlotte (103 G)...hit .268 (98x366) with 73 R, 9 2B, 2 3B, 1 HR, 27 RBI, 58 BB, 40 SB...career-high marks in games, walks, and stolen bases.
- Recorded 26 multi-hit games, including four three-hit games and one four-hit game on Apr. 22 against Sarasota (went 4-for-5 with 3 R, 2 2B, 1 3B, 1 RBI)...three multi-RBI games, including one three-RBI game on Apr. 16 against St. Lucie.
- Hit only home run of the season on July 18 against Lakeland...first HR in just under two years (last: Aug. 23, 2006 in rookie season while playing with Princeton Devil Rays against Elizabethton).
- Stole multiple bases in eight games, two stolen bases in each game.
- Led Stone Crabs in stolen bases (40), hits (98), and walks (58).

2008:

- Spent third professional season with Single-A Columbus (91 G)...hit .237 (79x334) with 48 R, 14 2B, 3 3B, 23 RBI, 34 BB, 28 SB.
- Hit .313 when leading off an inning (21x67 with 2 2B, 1 3B, 5 BB).
- Opened season with a season-high eight-game hitting streak May 3-13...went 9-for-35 (.257 AVG) with 1 2B, 4 RBI, 1 BB, 2 SB.
- Recorded 16 multi-hit games, including two three-hit games...four multi-RBI games (all two RBI).

2007:

- Played with Short-Season Hudson Valley (48 G)...hit .242 (39x161) with 21 R, 6 2B, 4 3B, 10 RBI, 20 BB, 12 SB.
- Mashed left-handed pitching to the tune of a .298 (14x47) batting average with 2 2B, 2 3B, 5 RBI, 4 BB.
- Posted 12 multi-hit games, including two three-hit games...two multi-RBI games (both two-RBI).

2006:

- Spent first professional season with rookie-level Princeton (50 G)...hit .213 (34x160) with 28 R, 4 2B, 1 3B, 1 HR, 10 RBI, 16 BB, 10 SB.
- Went 2-for-4 with one stolen base in professional debut on June 21 against Pulaski.
- Belted first professional home run on Aug. 23 against Elizabethton...came in fifth inning off Brandon McConnell.
- Recorded seven multi-hit games, including one three-hit game on July 25 against Greeneville...two multi-RBI games (both two-RBI).

Personal:

- Shawn Michael O'Malley.
- Graduated from Southridge (Kennewick, WA) High School, 2006...hit over .500 without committing an error as a high school junior, earning him Big Nine Conference Player of the Year.
- Committed to play for Washington State University before signing with Rays.
- First-Team All-State in football as a wide receiver, defensive back, and kick returner.

O'MALLEY'S CAREER PLAYING RECORD

Year	Team	LG	AVG	G	AB	R	H	2B	3B	HR	RBI	BB	SO	SB	CS	OBP	SLG	SF	SAC	HP
2006	Princeton	APP	.213	50	160	28	34	4	1	1	10	16	38	10	3	.310	.269	1	5	7
2007	Hudson Valley	NYP	.242	48	161	21	39	6	4	0	10	20	40	12	3	.344	.329	0	7	5
2008	Columbus	SAL	.237	91	334	48	79	14	3	0	23	34	77	28	14	.325	.296	2	8	11
2009	Charlotte	FSL	.268	103	366	73	98	9	2	1	27	58	80	40	14	.388	.311	2	6	15
2010	GCL Rays	GCL	.375	2	8	1	3	0	0	0	1	0	0	2	0	.400	.375	1	0	1
	Charlotte	FSL	.320	8	25	8	8	2	2	0	3	4	2	4	0	.469	.560	0	2	3
	Montgomery	SOU	.181	44	144	18	26	1	3	0	7	16	32	9	1	.289	.229	0	3	6
2011	Montgomery	SOU	.276	79	308	55	85	8	5	1	23	42	58	24	13	.369	.344	1	7	4
2012	Durham	INT	.245	67	216	32	53	4	2	2	18	17	49	11	1	.304	.310	4	7	3
	Montgomery	SOU	.231	35	121	22	28	3	3	0	5	17	24	7	3	.333	.306	1	3	2
2013	Montgomery	SOU	.262	91	321	53	84	12	6	3	32	32	60	24	3	.337	.364	3	11	6
2014	Arkansas	TEX	.188	11	32	3	6	0	1	0	5	6	8	1	0	.308	.250	1	1	0
	AZL Angels	AZL	.300	3	10	3	3	0	1	1	4	1	4	1	0	.364	.800	0	1	0
	Salt Lake	PCL	.330	89	318	60	105	19	9	3	38	39	44	13	4	.411	.475	3	9	7
	LOS ANGEL	AL	.188	11	16	3	3	0	0	0	1	0	8	2	0	.188	.188	0	0	0
2015	Everett	NWL	.182	3	11	1	2	1	0	0	2	0	4	0	0	.182	.273	0	1	0
	Tacoma	PCL	.297	89	310	50	92	11	5	5	39	19	47	20	7	.345	.413	2	8	5
	SEATTLE	AL	.262	24	42	10	11	1	0	1	7	12	14	3	0	.418	.357	1	2	0
2016	Tacoma	PCL	.317	25	82	15	26	5	1	1	13	13	18	5	1	.412	.439	1	3	1
	SEATTLE	AL	.229	89	210	24	48	9	2	2	17	18	59	6	2	.299	.319	0	1	3
Minor Lg Totals			.263	838	2927	491	771	99	48	18	260	334	585	211	67	.352	.348	22	82	76
Major Lg Totals			.231	124	268	37	62	10	2	3	25	30	81	11	2	.315	.317	1	3	3



Shawn O'Malley began the 2016 season with the Rainiers, hitting .317 (26x82) before being recalled to Seattle in mid-May, where he would spend the rest of the season.

FRONT
OFFICE

CHENEY
STADIUM

2017 TRIPLE-A
ALL-STAR GAME

COACHES/STAFF

2017
RAINIERS

2016 SEASON
REVIEW

OPPONENTS

HISTORY &
RECORDS

MEDIA &
MISC.



2017 World
Baseball Classic
Participant
CANADA

TYLER O'NEILL

OF

BORN: 06/22/1995 IN BURNABY, BC, CANADA
RESIDES: MAPLE RIDGE, BC, CANADA

ACQUIRED: SELECTED BY SEATTLE IN THE THIRD ROUND OF THE 2013 DRAFT.

Baseball America
prospect rankings:

OSG. #2
100-100 #38

HEIGHT:
5' 11"

WEIGHT:
205

BATS:
RIGHT

THROWS:
RIGHT

AGE:
21

AS OF OPENING DAY 2017

O'NEILL'S CAREER SUMMARY

Single-Game

Career High...	R	H	2B	3B	HR	RBI	SB
	3 (3x)	4 (4x)	2 (8x)	1 (9x)	2 (5x)	8	2 (4x)
	7/27/15	5/31/16	5/27/16	7/27/16	4/23/16	6/8/16	8/5/15

2016:

- Recorded a full season with Double-A Jackson (130 G), hitting .293 (144x492) with 68 R, 26 2B, 4 3B, 24 HR, 102 RBI, and 12 SB...set career-high marks in games, hits, doubles, triples, RBI, and walks (62)...tied career-high mark in runs.
- Named Southern League Most Valuable Player following the regular season...led the circuit in RBI (102), slugging percentage (.508), extra-base hits (54), and total bases (250), while ranking among the league leaders in home runs (second, 24), HR/AB ratio (second, 1/20.50) on-base percentage (third, .374), batting average (fourth, .293), hits (fifth, 144), and walks (fifth, 62).
- Selected to Southern League Mid- and Post-season All-Star teams...started in right field for the North in the all-star game and went 0-for-2 with 1 BB...named to MiLB.com Organization All-Star team...honored with selection to Baseball America Double-A All-Star team and Baseball America Minor League All-Star roster...selected to the MLB Futures Game representing Team World (Canada).
- Named Southern League Player of the Month for May after hitting .349 (38x109) with 17 R, 13 2B, 1 3B, 4 HR, and 25 RBI.
- Named Southern League Player of the Week for May 23-29...hit .333 (8x24) with 4 R, 4 2B, 1 3B, 1 HR, and 11 RBI over that stretch.
- Hit .448 (13x29) with 7 R, 2 2B, 3 HR, and 9 RBI across seven postseason contests, leading Jackson to a Southern League Championship...named Championship Series MVP after hitting .429 (6x14) with 3 R, 2 2B, and 3 RBI).
- Drove in all of the team's eight runs, including a two-out, walk-off grand slam in an 8-4 win over Pensacola on June 8.
- Recorded a season-best 14-game hitting streak from April 23 - May 10...hit .379 (22x58) with 11 R, 6 2B, 4 HR, and 13 RBI during that stretch.
- Reached base safely in 28 consecutive games from April 7 - May 10 to open the season...hit .336 (37x110) with 11 walks over that span...fourth longest on-base streak in the Southern League.
- Played for Peoria in the Arizona Fall League...named to 2016 All-Prospect Team and Rising Stars squad in the AFL.

2015:

- Logged time in 106 games with Advanced-A Bakersfield...hit .260 (106x407) with 68 R, 21 2B, 2 3B, 32 HR, 87 RBI, and 16 SB...set career-high mark in home runs...tied career-high mark in runs.
- Named to California League Post-Season All-Star team...selected to MiLB.com Organizational All-Star squad...earned MiLB Joe Bauman Home Run Award for Single-A.
- Won gold medal with Team Canada in the Pan American Games.
- Finished the year as one of just seven minor league players to hit 30+ home runs...tied for second among all minor leaguers with 32.
- Led the California League in home runs (32) and HR/AB ratio (1/12.72), ranked tied for first on the circuit in intentional walks (6), sixth in OPS (.874), tied for eighth in extra-base hits (55), and 11th in total bases (227).
- Posted a season-long 11-game hitting streak from May 1-15...hit .304 (14x46) with 7 R, 2 2B, 6 HR, and 11 RBI during the streak.
- Named No. 19 prospect in the California League by Baseball America following the season.
- Played for Peoria in the Arizona Fall League.

2014:

- Registered time with Single-A Clinton (57 G), short-season Everett (3 G), and rookie-level AZL Mariners (1 G)...combined to hit .251 (58x231) with 33 R, 11 2B, 13 HR, 40 RBI, and 5 SB.
- Spent time on the Clinton disabled list from May 12 - July 31 after fracturing fifth metacarpal on right hand.
- Made rehab appearances with AZL Mariners (.000/0x2) and Everett (.400/4x10).
- Ranked first on the LumberKings with 13 home runs despite playing in only 57 games, 15 fewer games than second-place Austin Wilson (12 HR).

O'NEILL (CONTINUED)

2014 (continued):

- Hit two grand slams over the course of three games on Aug. 14 at Wisconsin and Aug. 16 against Beloit... first grand slams of professional career.

2013:


- Began professional career in Mariners system with rookie-level AZL Mariners (28 G)...hit .310 (31x100) with 12 R, 5 2B, 3 3B, 1 HR, 15 RBI, and 2 SB.
- Made pro debut on June 27 against AZL Reds, going 1-for-4.
- Swatted first career professional home run on July 10 against AZL Brewers...finished 4-for-4 with 2 R, 1 HR, 3 RBI.
- Participated in Mariners Instructional League.

Personal:

- Tyler Alan O'Neill.
- Graduated from Garibaldi Secondary School in 2013...named 2013 Rawlings Third-Team All-America and First-Team All-Region (Canada/Puerto Rico Region).
- Played for the Langley Blaze in 2012 and 2013...played for the Canadian Junior National Team in 2012... member of Team British Columbia team that played in 2012 Canada Cup Tournament and won MVP honors for the Gold Medal game.
- Father, Terry, is a former Mr. Canada.

O'NEILL'S CAREER PLAYING RECORD

Year	Team	LG	AVG	G	AB	R	H	2B	3B	HR	RBI	BB	SO	SB	CS	OBP	SLG	SF	SAC	HP
2013	AZL Mariners	AZL	.310	28	100	12	31	5	3	1	15	12	27	2	4	.405	.450	0	0	4
2014	AZL Mariners	AZL	.000	1	2	0	0	0	0	0	0	0	1	0	0	.000	.000	0	0	0
	Everett	NOR	.400	3	10	2	4	2	0	0	2	1	5	0	0	.455	.600	0	0	0
	Clinton	MID	.247	57	219	31	54	9	0	13	38	20	79	5	0	.322	.466	1	0	5
2015	Bakersfield	CAL	.260	106	407	68	106	21	2	32	87	29	137	16	5	.316	.558	6	0	7
2016	Jackson	SOU	.293	130	492	68	144	26	4	24	102	62	150	12	2	.374	.508	12	0	9
Minor Lg Totals			.276	325	1230	181	339	63	9	70	244	124	399	35	11	.349	.512	19	0	25



Photos courtesy of Cody Cunningham/Jackson Generals.

Tyler O'Neill, the No. 2 prospect in the Mariners organization, earned 2016 Southern League Most Valuable Player honors after leading the Jackson Generals to a league title while also pacing the circuit in RBI (102), slugging percentage (.508), extra base hits (54), and total bases (250). The native Canadian enters the 2017 season ranked as the No. 38 prospect in all of baseball, according to Baseball America.

FRONT
OFFICE

CHENEY
STADIUM

2017 TRIPLE-A
ALL-STAR GAME

COACHES/STAFF

2017
RAINIERS

2016 SEASON
REVIEW

OPPONENTS

HISTORY &
RECORDS

MEDIA &
MISC.

103



DILLON OVERTON

LHP

BORN: 08/17/1991 IN CLINTON, OK
RESIDES: WEATHERFORD, OK

ACQUIRED: IN A TRADE WITH OAKLAND IN EXCHANGE FOR JASON GOLDSTEIN (C) ON JAN. 26, 2017.

DRAFTED: SELECTED BY OAKLAND IN THE SECOND ROUND OF THE 2013 DRAFT.

HEIGHT: 6' 2" **WEIGHT:** 172 **BATS:** LEFT **THROWS:** LEFT **AGE:** 25

AS OF OPENING DAY 2017

OVERTON'S CAREER SUMMARY

Single-Game

Career High...	IP	H	R	ER	HR	K	BB
	7.1	11	8 (2x)	8	3 (2x)	8 (4x)	4 (2x)
	6/20/16	5/6/16	6/30/16	6/30/16	7/30/16	7/24/16	6/10/16

2016:

- Spent majority of the season with Triple-A Nashville (21 G, 20 GS), while also logging time with Oakland (7 G, 5 GS)...combined to go 14-8 with a 4.86 ERA (81ERx150.0IP)...set career-high marks in wins, innings, and strikeouts (122).
- Over four stints with the Sounds, posted a 13-5 record with a 3.29 ERA (46ERx125.2IP) across 21 games (20 GS).
- Finished the year ranked among Pacific Coast League leaders in wins (second, 13) and ERA (fifth, 3.29).
- Named Pacific Coast League Pitcher of the Week for Apr. 18-24...worked first career complete game on Apr. 20 at Colorado Springs (7.0,5,1,1,0,5).
- Earned the win in nine consecutive starts for Nashville, spanning from May 17 to July 10...posted a 1.71 ERA (11ERx58.0IP) over that stretch.
- Selected by Oakland on June 25, and over four stints with the A's went 1-3 with an 11.47 ERA (31ERx24.1IP).
- Made Major League debut on June 25 at Los Angeles AL (5.2,7,3,3,2,3 HR)...earned first career ML win.
- Gave up 12 home runs over 24.1 innings of work for Oakland.
- Combined to hold opposing hitters to a .295 (180x611) batting average...right-handers hit .284 (127x447), while lefties hit .323 (53x164).

2015:

- Split the season between time with Advanced-A Stockton (14 G, 12 GS) and Double-A Midland (13 GS)...combined to go 7-6 with a 3.43 ERA (48ERx126.0IP).
- Opened the year with Stockton, going 2-4 with a 3.82 ERA (26ERx61.1IP) across 14 games (12 GS).
- Allowed one or no earned run in 9-of-14 outings.
- Posted a 3.54 ERA (21ERx53.1IP) as a starter, while logging a 5.63 ERA (5ERx8.0IP) in relief.
- Transferred to Midland on July 2 and spent the remainder of the season with the RockHounds, going 5-2 with a 3.06 ERA (22ERx64.2IP) over 13 starts.
- Did not allow a run over final four starts of the season, going 2-0 with over that stretch, spanning 19.2 innings of work.
- Limited to five innings in all outings throughout the season while on the mend after 2013 Tommy John surgery.

2014:

- Saw first professional action with rookie-level AZL Athletics (7 GS) and short-season Vermont (5 GS)...combined to go 0-3 with a 2.92 ERA (12ERx37.0IP).
- Appeared in seven starts with AZL Athletics, going 0-2 with a 1.64 ERA (4ERx22.0IP).
- Made pro debut on June 23 at AZL Giants (3.0,2,1,1,0,4).
- Transferred to Vermont in August and made five starts for the Lake Monsters, going 0-1 with a 2.40 ERA (4ERx15.0IP).
- Limited to four innings in every outing while recovering from Tommy John surgery.
- Posted a 12.89 K/9 ratio over a full season.

2013:

- Missed first pro season after undergoing Tommy John surgery in July.

Personal:

- Dillon Ray Overton.
- Graduated from Weatherford (OK) High School in 2010...named All-State by The Oklahoman as a junior and senior...led team to a State Championship in senior season, going 15-2 with 164 strikeouts.
- Attended the University of Oklahoma from 2011-13...combined to post a career record of 23-10 with a 2.89 ERA (93ERx289.1IP) over 61 games (37 GS)...finished career tied for ninth in school history in wins (23) and strikeouts (264)...ranked eighth among all Division I players with 126 strikeouts in 2012...named to Second-Team All-Big 12 as a junior...earned Honorable Mention All-Big 12 honors as a sophomore...as a freshman, named to Collegiate Baseball Freshman All-America Team and Honorable Mention All-Big 12 Freshman Team.

OVERTON'S CAREER PITCHING RECORD

Year	Team	LG	W-L	ERA	G	GS	CG	SHO	SV	IP	H	R	ER	HR	HB	BB	SO	WP	BK
2014	AZL Athletics	AZL	0-2	1.64	7	7	0	0	0	22.0	19	8	4	0	2	3	31	0	0
	Vermont	NYP	0-1	2.40	5	5	0	0	0	15.0	11	4	4	0	1	1	22	0	0
2015	Stockton	CAL	2-4	3.82	14	12	0	0	0	61.1	62	29	26	7	3	12	59	1	0
	Midland	TEX	5-2	3.06	13	13	0	0	0	64.2	65	22	22	4	0	15	47	1	0
2016	Nashville	PCL	13-5	3.29	21	20	1	0	0	125.2	132	50	46	6	2	31	105	1	1
	OAKLAND	AL	1-3	11.47	7	5	0	0	0	24.1	48	31	31	12	1	7	17	1	0
Minor Lg Totals			20-14	3.18	60	57	1	0	0	288.2	289	113	102	17	8	62	264	3	1
Major Lg Totals			1-3	11.47	7	5	0	0	0	24.1	48	31	31	12	1	7	17	1	0

TACOMA YEARLY ALL-STAR GAME SELECTIONS

YR	LOCATION	SELECTION(S)
1960	Spokane	Tom Haller (c) , Jose Pagan (ss) , Danny O'Connell (ph), Eddie Fisher (p)
1961	Seattle	Bob Farley (1b), Dick Phillips (3b), Dom Zanni (p), Red Davis (coach)
1962	Portland	Gil Garrido (ss) , Dick Phillips (2b)
1963	Spokane	Tim Talton (c), Gil Garrido (ss), Danny Rivas (p)
1973	Albuquerque	Craig Kusick (dh) , Glenn Borgmann (c), Charley Manuel (lf) , Rick Renick (3b)
1974	Tacoma	Mark Wiley (p), Juan Veintidos (p) , Rick Renick (dh) , Lyman Bostock (rf) , Cal Ermer (coach)
1975	Sacramento	Dave McKay (ss) , Eddie Bane (p), Rocky Stone (p)
1988	Buffalo	Lance Blankenship (2b) , Ed Jurak (ss)
1989	Columbus	Bryan Clark (p)
1990	Las Vegas	Joe Bitker (p), Scott Chiamparino (p)
1991	Louisville	Kevin Campbell (p)
1992	Richmond	Gus Polidor (2b)
1993	Albuquerque	Kurt Abbott (ss) , Webster Garrison (2b), Walt Horn (trainer)
1994	Nashville	Scott Lydy (of)
1995	Scranton/Wilkes-Barre	Jeff Darwin (p)
1996	Salt Lake City	James Bonnici (dh) , Greg Pirkil** (1b)
1997	Des Moines	Brian Raabe (3b), Alan Zinter (c) , Dan Rohrmeier (dnp)
1998	Norfolk	Steve Gajkowski (p), Dave Myers (coach)
1999	New Orleans	Ozzie Timmons (dh)
2000	Rochester	Brian Leshner (1b), Ryan Anderson (p), Randy Roetter (trainer)
2001	Indianapolis	Ramon Vazquez (ss) , Juan Thomas (dh) , Denny Stark (p) , Todd Betts (1b)
2002	Oklahoma City	Dan Rohn (manager), Aaron Holbert (ss) , Aquilino Lopez (p)
2003	Memphis	Pat Borders (c)
2004	Pawtucket	George Sherrill (p), Bucky Jacobsen** (dh), Scott Atchison (p)
2005	Sacramento	Masao Kida (p), Felix Hernandez (elected, DNP)
2006	Toledo	Adam Jones (of - DNP), Mike Curto (broadcaster)
2007	Albuquerque	Adam Jones (of) , Justin Lehr (p)
2008	Louisville	Oswaldo Navarro (ss)
2009	Portland	Bryan LaHair (1b), Dwight Bernard (coach), Tom Newberg (trainer)
2010	Lehigh Valley	Daren Brown (manager), Chris Seddon (p)
2011	Salt Lake	Josh Lueke (p)
2012	Buffalo	Luis Jimenez (dh) , Guillermo Quiroz (c)
2013	Reno	Brian Moran (1hp), Carlos Peguero (of)
2014	Durham	Logan Kensing (p), Nick Franklin (2b) , Chris Taylor (ss) , Gabriel Noriega (3b)
2015	Omaha	Jesus Montero (inf) , Ketel Marte (inf) , Forrest Snow (rhp)
2016	Charlotte	Stefen Romero (of) , Blake Parker (rhp)

BOLD indicates starter

***won home run derby

FRONT
OFFICE

CHENEY
STADIUM

2017 TRIPLE-A
ALL-STAR GAME

COACHES/STAFF

2017
RAINIERS

2016 SEASON
REVIEW

OPPONENTS

HISTORY &
RECORDS

MEDIA &
MISC.



MICAH OWINGS

RHP

BORN: 09/28/1982 IN GAINESVILLE, GA
RESIDES: DAHLONEGA, GA

ACQUIRED: SIGNED AS A MINOR LEAGUE FREE AGENT ON OCT. 24, 2016.

DRAFTED: SELECTED BY ARIZONA IN THE THIRD ROUND OF THE 2005 DRAFT.

HEIGHT: 6' 5" **WEIGHT:** 220 **BATS:** RIGHT **THROWS:** RIGHT **AGE:** 34

AS OF OPENING DAY 2017

OWINGS' CAREER SUMMARY

Single-Game

Career High...	IP	H	R	ER	HR	K	BB
	9.0 (2x)	11	8	8	4	11	5 (5x)
	9/18/07	5/17/06	7/28/08	7/28/08	9/3/07	5/12/06	5/23/10

2016:

- Logged time with the York Revolution (23 G, 19 GS) for the Independent Atlantic League...owned a 7-6 record with a 4.30 ERA (51ERx106.2IP) and 81 strikeouts.

2015:

- Did not play organized baseball.

2014:

- Made two starts for Double-A Jacksonville, going 1-1 with a 5.40 ERA (5ERx8.1IP).
- Placed on 7-day disabled list on June 10 with a right triceps strain, ending season.

2013:

- Registered time on the mound with rookie-level AZL Brewers (2 G) and Double-A Huntsville (6 G)...combined to go 1-0 with a 0.00 ERA (0ERx9.0IP).
- Also played 31 games (30 starts) in the outfield with Triple-A Syracuse...hit .265 (53x200) with 28 R, 13 2B, 3 3B, 8 HR, 31 RBI, and 2 SB.
- Opened the year with Syracuse and released by Washington on June 30...joined the Brewers organization and continued the year as a pitcher.
- Over two relief outings with AZL Brewers, went 1-0 with a 0.00 ERA (0ERx3.0IP).
- Moved to Huntsville and made six appearances out of the bullpen, owning a 0.00 ERA (0ERx6.0IP).

2012:

- Limited to just six games with San Diego, going 0-2 with a 2.79 ERA (3ERx9.2IP).
- Placed on 15-day disabled list on April 26 with a strained right forearm...transferred to 60-day disabled list on May 8, ending season.

2011:

- Logged majority of the season with Arizona (33 G, 4 GS), while also pitching briefly for Triple-A Reno (7 GS)...combined to go 11-1 with a 4.06 ERA (46ERx102.0IP).
- Opened the year with Reno, going 3-1 with a 4.85 ERA (21ERx39.0IP) over seven starts.
- Earned the win in each of first three starts of the season, posting a 2.81 ERA (5ERx16.0IP) over that stretch.
- Promoted to Arizona in May and finished the year with the Diamondbacks, going 8-0 with a 3.57 ERA (25ERx63.0IP).
- Owned a 5-0 record with a 3.59 ERA (17ERx42.2IP) out of the bullpen, while going 3-0 with a 3.54 ERA (8ERx20.1IP) as a starter.
- Took home the win in Game 4 of the NLDS against Milwaukee after tossing 2.0 shutout innings.

2010:

- Saw time with Cincinnati (22 G) as well as Triple-A Louisville (8 G, 5 GS)...combined to post a 3-2 record with a 4.19 ERA (25ERx53.2IP).
- Broke camp with Cincinnati and logged 22 relief outings with the Reds, going 3-2 with a 5.40 ERA (20ERx33.1IP).
- Optioned to Louisville on July 21 and spent the remainder of the season with the Bats...did not factor into a decision and owned a 2.21 ERA (5ERx20.1IP).
- Designated for assignment on Aug. 16 and accepted an outright assignment to Louisville.

2009:

- Split the season between Triple-A Louisville (2 GS) and Cincinnati (26 G, 19 GS), registering a combined record of 8-12 with a 4.98 ERA (72ERx130.0IP).
- Kicked off the campaign with Cincinnati and posted a 7-12 record with a 5.34 ERA (71ERx119.2IP) over two stints with the Reds.
- Earned first career professional save (across the Major and minor leagues) on Sept. 1 against Pittsburgh (3.0, 4.1, 1.2, 1).
- On the disabled list from July 27 - Aug. 19 with a right shoulder injury.
- Made two rehab starts for Louisville in August, going 1-0 with a 0.87 ERA (1ERx10.1IP).

OWINGS (CONTINUED)

2008:

- Pitched for Arizona (22 G, 18 GS) and Triple-A Tucson (2 GS) over the course of the season, going 6-9 with a 5.76 ERA (74ERx115.2IP).
- Opened the year with the Diamondbacks, going 6-9 with a 5.93 ERA (69ERx104.2IP) over 22 games and 18 starts with the club.
- Optioned to Tucson and posted a 4.09 ERA (5ERx11.0IP) over a pair of starts in late July/early August.
- Sent to Cincinnati as PTBNL on Sept. 12, completing the Adam Dunn trade.

2007:

- Spent a large majority of the season with Arizona (29 G, 27 GS), while also logging one start with Triple-A Tucson...combined to go 8-8 with a 4.17 ERA (73ERx157.2IP).
- Won National League Silver Slugger Award...ked NL pitchers with four home runs and 15 RBI...posted a season batting average of .333 (20x60) with 9 R, 7 2B, 1 3B, 4 HR, and 15 RBI.
- Made Major League debut on April 6 at Washington, making the start and earning the win (5.0,1,0,0,3,6).
- Tossed a complete game two-hit shutout on Sept. 18 against San Francisco (9.0,2,0,0,1,4).
- Finished the year ranked fifth among rookie pitchers with 14 quality starts (6.0+ IP, three or fewer ER allowed), 106 strikeouts, and 152.2 innings pitched.
- Spent time on the disabled list from April 20 – May 3 with a right hamstring strain.

2006:

- Spent the season with Double-A Tennessee (12 GS) and Triple-A Tucson (15 GS)...combined to go 16-2 with a 3.33 ERA (60ERx162.2IP).
- Finished the year ranked first in the Arizona farm system with a career-high 16 wins, tied for first with 130 strikeouts, and ranked eighth in ERA.
- Opened the season with Tennessee, going 6-2 with a 2.91 ERA (24ERx74.1IP) across 12 starts.
- Promoted to Tucson and logged a 10-0 record with a 3.70 ERA (36ERx87.2IP) through 15 starts.
- Named Arizona Minor League Pitcher of the Year.

2005:

- Opened professional career with Advanced-A Lancaster (16 G)...owned a 1-1 record with a 2.45 ERA (6ERx22.0IP).
- Made pro debut in relief on July 19 against San Jose (1.0,0,0,0,0,1).
- Earned first career professional win in relief on Aug. 20 against Bakersfield (2.0,1,0,0,0,4).

Personal:

- Micah Burton Owings.
- Graduated from Gainesville (GA) High School in 2002...also attended Forsyth Central High School, transferring after sophomore year.
- Played collegiately at Georgia Tech University and then Tulane University, transferring for his junior season... named ACC Rookie of the Year in 2003 and Conference USA Player of the Year in 2005.
- Pitched and played first base for Team USA squad that won silver in the 2003 Pan American Games.
- Originally selected by Colorado in the second round of the 2002 draft and again selected by Chicago NL in the 19th round of the 2004 draft...did not sign either team.

OWINGS' CAREER PITCHING RECORD

Year	Team	LG	W-L	ERA	G	GS	CG	SHO	SV	IP	H	R	ER	HR	HB	BB	SO	WP	BK
2005	Lancaster	CAL	1-1	2.45	16	0	0	0	0	22.0	17	6	6	0	0	4	30	0	0
2006	Tennessee	SOU	6-2	2.91	12	12	0	0	0	74.1	66	24	24	4	6	17	69	2	0
	Tucson	PCL	10-0	3.70	15	15	1	0	0	87.2	96	40	36	4	5	34	61	5	0
2007	Tucson	PCL	0-0	0.00	1	1	0	0	0	5.0	4	0	0	0	0	1	7	0	0
	ARIZONA	NL	8-8	4.30	29	27	2	1	0	152.2	146	81	73	20	14	50	106	5	0
2008	ARIZONA	NL	6-9	5.93	22	18	0	0	0	104.2	104	73	69	14	12	41	87	4	0
	Tucson	PCL	0-0	4.09	2	2	0	0	0	11.0	8	5	5	3	4	6	9	1	0
2009	Louisville	INT	1-0	0.87	2	2	0	0	0	10.1	8	1	1	1	1	7	5	0	0
	CINCINNATI	NL	7-12	5.34	26	19	0	0	1	119.2	126	75	71	18	6	64	68	1	0
2010	CINCINNATI	NL	3-2	5.40	22	0	0	0	0	33.1	28	20	20	3	3	25	35	1	1
	Louisville	INT	0-0	2.21	8	5	0	0	0	20.1	20	5	5	1	6	10	13	0	0
2011	Reno	PCL	3-1	4.85	7	7	0	0	0	39.0	41	23	21	5	2	9	27	0	0
	ARIZONA	NL	8-0	3.57	33	4	0	0	0	63.0	56	27	25	8	2	23	44	3	0
2012	SAN DIEGO	NL	0-2	2.79	6	0	0	0	0	9.2	8	4	3	1	1	5	7	0	0
2013	AZL Brewers	AZL	1-0	0.00	2	0	0	0	0	3.0	1	0	0	0	0	1	4	0	0
	Huntsville	SOU	0-0	0.00	6	0	0	0	0	6.0	3	0	0	0	0	1	11	0	0
2014	Jacksonville	SOU	1-1	5.40	2	2	0	0	0	8.1	12	5	5	2	1	3	10	0	0
2015																			
2016	York	ATL	7-6	4.30	23	19	0	0	0	106.2	108	57	51	10	7	38	81	6	2
	Minor Lg Totals		23-5	3.23	73	46	1	0	0	287.0	276	109	103	20	25	93	246	8	0
	Independent Totals		7-6	3.56	23	19	0	0	0	106.2	108	57	51	10	7	35	81	6	2
	Major Lg Totals		32-33	4.86	138	68	2	1	1	483.0	468	280	261	64	38	208	347	14	1

FRONT
OFFICE

CHENEY
STADIUM

2017 TRIPLE-A
ALL-STAR GAME

COACHES/STAFF

2017
RAINIERS

2016 SEASON
REVIEW

OPPONENTS

HISTORY &
RECORDS

MEDIA &
MISC.

107



2017 World
Baseball Classic
Participant

PUERTO RICO

EMILIO PAGAN

RHP

BORN: 05/07/1991 IN GREENVILLE, SC
RESIDES: SIMPSONVILLE, SC

ACQUIRED: SELECTED BY SEATTLE IN THE 10TH ROUND OF THE 2013 DRAFT.

HEIGHT: 6' 3" **WEIGHT:** 205 **BATS:** RIGHT **THROWS:** RIGHT **AGE:** 25

AS OF OPENING DAY 2017

PAGAN'S CAREER SUMMARY

Single-Game

Career High...	IP	H	R	ER	HR	K	BB
	4.0	5	5	4 (2x)	2 (2x)	5 (3x)	3 (3x)
	6/5/15	6/13/15	5/9/15	5/17/15	6/25/15	5/6/16	6/30/16

2016:

- Split the year between Double-A Jackson (18 G) and Tacoma (23 G), combining to go 5-3 with 10 saves and a 2.49 ERA (18ERx65.0IP)
- Opened the season with the Generals, making 18 relief outings and going 4-1 with nine saves and an 1.17 ERA (4ERx30.2IP).
- Logged a save in five consecutive outings from May 10 – 21...allowed just four hits over 6.0 innings of work during that stretch.
- Posted a season-high five strikeouts on May 6 against Jacksonville (2.0,1,0,0,0,5).
- Named to Southern League Mid-Season All-Star team but did not participate in all-star game due to promotion.
- Selected as Southern League Pitcher of the Week for June 6-12...went 1-0 with one save and a 0.00 ERA (0ERx5.1IP)...allowed one hit and struck out 10 batters.
- Promoted to Tacoma on June 17 and spent the remainder of the season with the Rainiers...went 1-2 with one save and a 3.67 ERA (14ERx34.1IP).
- Logged a season-long K/9 ratio of 11.63 across time with Jackson and Tacoma.
- Combined to limit opposing batters to a .192 (47x238) batting average...right-handed batters hit .235 (32x136), while lefties hit .147 (15x102).

2015:

- Registered a full year with Advanced-A Bakersfield (42 G)...went 3-8 with eight saves and a 2.53 ERA (22ERx78.1IP)...set career-high marks in innings pitched and strikeouts (88).
- Limited opposing hitters to a .218 (63x289) batting average while posting a K/9 ratio of 10.11...right-handed batters hit .190 (33x174) while lefties hit .261 (30x115).
- Strung together 16.0 consecutive innings without an earned run from Aug. 2 – Sep. 6...limited opposing hitters to a .156 (9x57) batting average with 19 strikeouts over that span.
- Held opponents scoreless in 29-of-42 appearances...allowed more than one earned run only six times.
- Converted 8-of-12 save opportunities...opposing batters hit .188 (12x64) in those appearances.
- Went 1-3 with five saves and a 2.17 ERA (9ERx37.1IP) during the second half.

2014:

- Saw time in 42 games over a complete season with Single-A Clinton...went 2-3 with 16 saves and a 2.89 ERA (18ERx56.0IP)...set a career-high mark in saves.
- Finished the year first among all Mariners farmhands and tied for fifth in the Midwest League with 16 saves.
- Opened the year with five saves and a 0.75 ERA (1ERx12.0IP) over the first seven games of the season in April.
- Held opposing hitters to a .214 (43x201) batting average...right-handed batters hit .211 (26x123), while lefties hit .218 (17x78).
- Pitched for Gigantes de Carolina in the Puerto Rican Winter League.

2013:

- Began professional career with rookie-level Pulaski (15 G) and short-season Everett (5 G)...combined to go 1-1 with 12 saves and a 1.03 ERA (3ERx26.1IP).
- Selected as only relief pitcher named to the Appalachian League Postseason All-Star team.
- Opened career with 22.1 consecutive scoreless innings of work.
- Made pro debut on June 22 at Burlington (0.2,1,0,0,0,1).
- Struck out a season-high five strikeouts on July 6 against Danville (2.0,0,0,0,0,5).

Personal:

- Emilio Enrique Pagan.
- Graduated from J.L. Mann High School in Greenville, SC in 2009.
- Played two collegiate seasons with Gardner-Webb College from 2010-11...transferred to Belmont Abbey College and played one season in 2013.

PAGAN'S CAREER PITCHING RECORD

Year	Team	LG	W-L	ERA	G	GS	CG	SHO	SV	IP	H	R	ER	HR	HB	BB	SO	WP	BK
2013	Pulaski	APP	1-0	0.00	15	0	0	0	12	20.1	9	0	0	0	1	5	27	1	0
	Everett	NOR	0-1	4.50	5	0	0	0	0	6.0	8	4	3	1	0	1	8	1	0
2014	Clinton	MID	2-3	2.89	42	0	0	0	16	56.0	43	19	18	4	4	14	62	1	0
2015	Bakersfield	CAL	3-8	2.53	42	0	0	0	8	78.1	63	29	22	5	5	27	88	4	2
2016	Jackson	SOU	4-1	1.17	18	0	0	0	9	30.2	19	4	4	1	1	11	45	3	0
	Tacoma	PCL	1-2	3.67	23	0	0	0	1	34.1	28	14	14	6	0	18	39	0	0
Minor Lg Totals			11-15	2.43	145	0	0	0	46	225.2	170	70	61	17	11	76	269	10	2

FRONT
OFFICE

CHENEY
STADIUM

2017 TRIPLE-A
ALL-STAR GAME

COACHES/STAFF

2017
RAINIERS

2016 SEASON
REVIEW

OPPONENTS

HISTORY &
RECORDS

MEDIA &
MISC.



JAMES PAZOS

LHP

BORN: 05/05/1991 IN GILBERT, AZ
RESIDES: GILBERT, AZ

ACQUIRED: IN A TRADE WITH NEW YORK AL IN EXCHANGE FOR ZACK LITTELL (RHP) ON NOV. 18, 2016.

DRAFTED: SELECTED BY NEW YORK AL IN THE 13TH ROUND OF THE 2012 DRAFT.

Baseball America
prospect rankings:

CSG. #28
100-100
NR

HEIGHT: 6' 2" **WEIGHT:** 235 **BATS:** RIGHT **THROWS:** LEFT **AGE:** 25

AS OF OPENING DAY 2017

PAZOS' CAREER SUMMARY

Single-Game

Career High...	IP	H	R	ER	HR	K	BB
	3.0 (2x)	5 (2x)	5	5	1 (7x)	5	4 (2x)
	7/5/15	4/13/14	8/2/13	8/2/13	9/30/16	8/29/16	4/30/16

2016:

- Logged time with Triple-A Scranton/Wilkes-Barre (23 G) and New York AL (7 G), while also registering a rehab stint with short-season Staten Island (2 G)...combined to go 3-2 with one save and a 3.51 ERA (13ERx33.1IP).
- Opened the season with Scranton/WB, and over four stints with the club went 2-2 with one save and a 2.63 ERA (8ERx27.1IP) across 23 relief outings.
- Spent time on the 7-day disabled list from June 9 – Aug. 25 with left elbow inflammation...made two relief outings on a rehab assignment with Staten Island, going 0-0 with a 0.00 ERA (0ERx3.2IP).
- Recalled by New York AL on May 4, and over three stints with the club put together a 1-0 record with a 13.50 ERA (5ERx3.1IP).
- Earned first career Major League win on Sept. 28 against Boston (0.1...0,0,0,0).
- Combined to limit opponents to a .228 (29x127) batting average...right-handed batters hit .272 (22x81), while lefties hit .152 (7x46).

2015:

- Spent time with Double-A Trenton (6 G), Triple-A Scranton/Wilkes-Barre (21 G), and New York AL (11 G)...combined to go 3-1 with three saves and a 1.13 ERA (6ERx47.2IP).
- Opened the season on the disabled list from April 9 – May 28.
- Reinstated from the disabled list and made six relief appearances for Trenton, going 0-0 and posting a 1.86 ERA (2ERx9.2IP) with one save.
- Transferred to Scranton/WB and saw time in 21 games out of the bullpen, going 3-1 with two saves and a 1.09 ERA (4ERx33.0IP).
- Held opponents scoreless in 18-of-21 appearances with the RailRiders...allowed more than one earned run on only one occasion.
- Selected by New York AL on Sept. 1 and pitched the remainder of the season for the Yankees...did not factor into a decision and posted a 0.00 ERA (0ERx5.0IP) over 11 games.
- Made Major League debut in relief on Sept. 5 against Tampa Bay (0.2,0,0,0,0,1).
- Combined to hold opponents to a .190 (32x168) batting average...right-handed batters hit .181 (19x105), while lefties hit .206 (13x63).

2014:

- Split the campaign between time with Advanced-A Tampa (18 G) and Double-A Trenton (28 G)...combined to go 0-3 with 10 saves and a 2.42 ERA (18ERx67.0IP).
- Kicked off the year with Tampa, going 0-2 with four saves and a 3.96 ERA (11ERx25.0IP).
- Strung together 11 consecutive scoreless outings, spanning 13.1 IP, from April 28 – May 28...limited opponents to a .100 (5x50) batting average over that stretch with 20 strikeouts.
- Transferred to Trenton on June 3 and spent the remainder of the year with the Thunder...went 0-1 with six saves and a 1.50 ERA (7ERx42.0IP) over 28 games.
- Held opponents scoreless in 23-of-28 outings with Trenton...allowed more than one earned run only twice.
- Combined to hold opponents to a .209 (51x244) batting average...right-handed batters hit .215 (35x163), while lefties hit .198 (16x81).

2013:

- Pitched for short-season Staten Island (1 G) and Single-A Charleston (24 G)...combined to go 3-1 with one save and a 3.93 ERA (15ERx34.2IP).
- Opened the year with Staten Island, making one appearance on June 17 against Brooklyn (1.0,1,0,0,1,1).
- Transferred to Charleston and finished out the year with 24 relief appearances for the RiverDogs...went 3-1 with a 4.05 ERA (15ERx33.1IP).
- Converted just 1-of-4 save opportunities on the year.
- Limited opposing hitters to a .220 (28x127) batting average...right-handed batters hit .230 (23x100), while lefties hit .185 (5x27).
- Made 10 relief appearances for Scottsdale in the Arizona Fall League...went 1-0 with a 1.74 ERA (2ERx10.1IP).

PAZOS (CONTINUED)

2012:

- Began professional career with short-season Staten Island (28 G), going 2-2 with three saves and a 1.79 ERA (8ERx40.1IP).
- Made pro debut on June 18 at Brooklyn, taking the loss in relief (1.0,1,2,2,3,0).
- Earned first career win in second appearance on June 21 at Brooklyn (2.0,2,0,0,3,0).
- Logged first save of professional career on July 5 against Jamestown (1.0,0,0,0,0,1).
- Held opponents scoreless in 23-of-28 appearances.

Personal:

- James Manuel Pazos (PAH-zohse).
- Graduated from Highland High School in Gilbert, AZ in 2009...earned All-Arizona honors and named Fiesta Region Pitcher of the Year in senior season.
- Originally selected by Tampa Bay in the 40th round of the 2009 draft, but did not sign.
- Began collegiate career with Chandler-Gilbert Junior College in 2010.
- Played two seasons with the University of San Diego from 2011-12...named to 2012 Rawlings All-West Coast Conference First Team...posted a career ERA of 2.65 (31ERx105.1IP) in 49 games (5 GS).

PAZOS' CAREER PITCHING RECORD

Year	Team	LG	W-L	ERA	G	GS	CG	SHO	SV	IP	H	R	ER	HR	HB	BB	SO	WP	BK
2012	Staten Island	NYP	2-2	1.79	28	0	0	0	3	40.1	29	9	8	0	0	19	39	3	0
2013	Staten Island	NYP	0-0	0.00	1	0	0	0	0	1.0	1	0	0	0	0	1	1	0	0
	Charleston	SAL	3-1	4.05	24	0	0	0	1	33.1	27	15	15	3	3	8	32	2	0
2014	Tampa	FSL	0-2	3.96	18	1	0	0	4	25.0	23	13	11	0	2	6	33	1	0
	Trenton	EAS	0-1	1.50	28	0	0	0	6	42.0	28	7	7	0	1	19	42	4	0
2015	Trenton	EAS	0-0	1.86	6	0	0	0	1	9.2	4	2	2	1	0	0	12	1	0
	Scranton/WB	INT	3-1	1.09	21	0	0	0	2	33.0	25	6	4	0	2	15	37	2	0
	NEW YORK	AL	0-0	0.00	11	0	0	0	0	5.0	3	0	0	0	0	3	3	1	0
2016	Staten Island	NYP	0-0	0.00	2	0	0	0	0	3.2	3	0	0	0	0	1	6	0	0
	Scranton/WB	INT	2-2	2.63	23	0	0	0	1	27.1	19	8	8	1	0	19	41	0	0
	NEW YORK	AL	1-0	13.50	7	0	0	0	0	3.1	7	5	5	2	0	1	3	0	0
Minor Lg Totals			10-9	2.30	151	1	0	0	18	215.1	159	60	55	5	8	88	243	13	0
Major Lg Totals			1-0	5.40	18	0	0	0	0	8.1	10	5	5	2	0	4	6	1	0

FRONT
OFFICE

CHENEY
STADIUM

2017 TRIPLE-A
ALL-STAR GAME

COACHES/STAFF

2017
RAINIER

2016 SEASON
REVIEW

OPPONENTS

HISTORY &
RECORDS

MEDIA &
MISC.

111



D.J. PETERSON

INF

BORN: 12/31/1991 IN CHANDLER, AZ
RESIDES: GILBERT, AZ

ACQUIRED: SELECTED BY SEATTLE IN THE FIRST ROUND (12TH OVERALL) OF THE 2013 DRAFT.

Baseball America
prospect rankings:

CSG. 100
#13 **NR**

HEIGHT: 6' 1" **WEIGHT:** 205 **BATS:** RIGHT **THROWS:** RIGHT **AGE:** 25

AS OF OPENING DAY 2017

PETERSON'S CAREER SUMMARY

Single-Game

Career High...	R	H	2B	3B	HR	RBI	SB
	3 (5x)	5	2 (3x)	1 (5x)	2 (6x)	5 (2x)	1 (14x)
	7/5/15	8/3/16	5/30/14	7/2/16	6/5/16	9/1/14	4/7/16

2016:

- Registered time with Double-A Jackson (73 G) and Tacoma (46 G), hitting a combined .264 (120x455) with 57 R, 28 2B, 1 3B, 19 HR, 78 RBI, and 1 SB.
- Opened the year with Jackson, hitting .271 (75x277) with 31 R, 21 2B, 11 HR, 43 RBI, and 1 SB over 73 games for the Generals.
- Hit .326 (30x92) with 12 R, 8 2B, 6 HR, and 16 RBI over 24 games in June.
- Posted a season-best 17-game hitting streak from May 20 – June 6...hit .328 (22x67) with 0 R, 5 2B, 6 HR, 14 RBI, and 6 BB over that streak...second longest streak in the Southern League in 2016, and tied for longest of career.
- Promoted to Tacoma on June 29 and spent the remainder of the year with the Rainiers, hitting .253 (45x178) with 26 R, 7 2B, 1 3B, 8 HR, and 35 RBI.
- Swatted a home run in three consecutive games from July 3-5...hit .364 (4x11) with 6 RBI over that stretch.
- Logged a career-best five hits on Aug. 3 at El Paso...went 5-for-5 with 2 R, 2B, HR, and 3 RBI...one of only 12 five-hit performances by Pacific Coast League players in 2016.
- Placed on the 7-day disabled list from Aug. 23 – Sep. 20 with a fractured finger on left hand, ending his season.
- Named to MiLB.com Organizational All-Star team following the season...third such career selection.

2015:

- Divided third season between Double-A Jackson (93 G) and Tacoma (4 G)...combined to hit .223 (83x372) with 39 R, 20 2B, 2 3B, 7 HR, 44 RBI, and 4 SB.
- Began the year with Jackson, hitting .223 (80x358) with 39 R, 19 2B, 2 3B, 7 HR, 44 RBI, and 5 SB.
- Ranked second on the Generals in RBI (44), second in doubles (19), tied for third in home runs (7).
- Swatted a grand slam home run on July 15 at Mobile...went 2-for-5 with 2 R, 4 RBI.
- Hit a season-best .258 (25x97) through 24 games in July...added 12 R, 5 2B, 2 HR, and 12 RBI during that month.
- Promoted to Tacoma on July 29...went 2-for-4 in Triple-A debut that day at El Paso.
- Placed on 7-day disabled list with right achilles tendon strain...activated from disabled list on Sept. 23.
- Played for the Peoria Javelinas in the Arizona Fall League.
- Non-roster invitee to Seattle Spring Training...hit .152 (5x33) with 5 R, 1 2B, 1 HR, and 3 RBI in 16 games.

2014:

- Combined to hit .297 with 83 R, 31 2B, 1 3B, 31 HR, 111 RBI, 22 BB, 7 SB between Advanced-A High Desert (65 G) and Double-A Jackson (58 G).
- 111 RBI was second most by any MiLB player in 2014...one of five MiLB players to record 100+ RBI and 30+ HR (111/31) in 2014.
- Named to MiLB.com Organizational All-Starr team following the season.
- Opened sophomore professional campaign with Mavericks...hit .326 (89x273) with 51 R, 23 2B, 1 3B, 18 HR, 73 RBI, 23 BB, 6 SB...career-high performances in batting average, hits, doubles, home runs, RBI, walks, and stolen bases.
- Ranked third on Mavericks in home runs (18), fourth in RBI (73), fifth in batting average (.326), tied for fourth in doubles (23).
- Named California League Player of the Week twice...first time for the week ending June 1 (went 14-for-30, .467 AVG with 6 2B, 2 HR, 7 RBI, 3 BB)...second time for the week ending June 22 (went 8-for-15, .533 AVG with 4 2B, 2 HR, 7 RBI, 4 BB).
- Hit two HR (one grand slam) against Bakersfield on May 23...went 2-for-4 with 2 R, T-career-high 5 RBI.
- Promoted to Generals on June 24...hit .261 (58x222) with 32 R, 8 2B, 13 HR, 38 RBI, 22 BB, 1 SB.
- Delivered walk-off single to win game one of a doubleheader against Birmingham on Aug. 13...went 2-for-7 with 1 R, 1 HR, 4 RBI in doubleheader.
- Ranked No. 2 prospect in Seattle organization by Baseball America prior to 2014 season.
- Named Seattle MiLB Co-Player of the Year for 2014

PETERSON (CONTINUED)

2013:

- Began professional career in Seattle organization with short-season Everett (29 G)...hit .312 (34x109) with 20 R, 6 2B, 6 HR, 27 RBI, 13 BB.
- Named to MiLB.com Organizational All-Starr team following the season.
- Made professional debut on June 19 against Tri-City...went 0-for-3 with 1 BB.
- Recorded first professional hit in his second game on June 21 against Hillsboro...went 2-for-5 with 1 R, 1 2B, 1 RBI, 1 BB.
- Tied for first on AquaSox in home runs (6) despite playing only 29 games (other two players with six home runs played in 56 G, 61 G), fourth in RBI (27).
- Recorded nine multi-hit games, including one four-hit game on July 4 against Salem-Keizer...recorded eight multi-RBI games, including two four-RBI games.
- Belted two grand slams while with Everett...first came June 23 against Hillsboro (fifth inning off Jose Martinez)...second came June 28 against Spokane (seventh inning off Abel De Los Santos).
- Named a Northwest League All-Season All-Star for his performance with Everett.
- Promoted to Single-A Clinton (26 G) on July 24...hit .293 (29x99) with 16 R, 5 2B, 1 3B, 7 HR, 20 RBI, 7 BB, 1 SB.
- Recorded seven multi-hit games, including four three-hit games...five multi-RBI games, including one four-RBI game.
- Smacked third grand slam of the season on Aug. 7 against Quad Cities (seventh inning off Gerardo Sanchez).
- Named Midwest League Player of the Week for the week ending Aug. 12...went 12-for-28 (.429 AVG) with 1 2B, 3 HR [one grand slam], 6 RBI, 2 BB.
- Hit .323 with RISP (10x31 with 2 2B, 1 HR, 13 RBI, 4 BB).
- Placed on 7-Day DL with left ankle contusion on Aug. 23, ending rookie season.

Personal:

- Douglas Anthony Peterson.
- Graduated from Gilbert (AZ) High School in 2010.
- Originally drafted by Seattle in 33rd round of 2010 draft but did not sign.
- Attended University of New Mexico from 2011-13...posted career batting average of .381 (271x712) with 164 R, 78 2B, 10 3B, 41 HR, and 198 RBI...led the nation's Division I players with 1.31 RBI/game and on-base percentage (.520) in 2013...paced NCAA Division I players with 182 total bases in 2012...named 2012 and 2013 Mountain West Male Athlete of the Year...won MW triple crown in 2012 and 2013.

PETERSON'S CAREER PLAYING RECORD

Year	Team	LG	AVG	G	AB	R	H	2B	3B	HR	RBI	BB	SO	SB	CS	OBP	SLG	SF	SAC	HP
2013	Everett	NOR	.312	29	109	20	34	6	0	6	27	13	18	0	1	.382	.532	1	0	0
	Clinton	MID	.293	26	99	16	29	5	1	7	20	7	24	1	0	.346	.576	0	0	1
2014	High Desert	CAL	.326	65	273	51	89	23	1	18	73	23	65	6	0	.381	.615	1	0	2
	Jackson	SOU	.261	58	222	32	58	8	0	13	38	22	51	1	1	.335	.473	1	0	3
2015	Jackson	SOU	.223	93	358	39	80	19	2	7	44	31	90	5	0	.290	.346	1	0	3
	Tacoma	PCL	.214	4	14	0	3	1	0	0	0	0	3	0	1	.214	.286	0	0	0
2016	Jackson	SOU	.271	73	277	31	75	21	0	11	43	27	68	1	1	.340	.466	4	0	4
	Tacoma	PCL	.253	46	178	26	45	7	1	8	35	11	51	0	1	.307	.438	0	0	3
Minor Lg Totals			.270	394	1530	215	413	90	5	70	280	134	370	14	5	.334	.473	8	0	16



D.J. Peterson kicks off the 2017 campaign as the No. 13 prospect in the Seattle farm system as ranked by Baseball America. The 24-year-old infielder enjoyed a successful 2016 season, swatting 19 home runs and driving in 78 RBI over time with Double-A Jackson and Tacoma.

FRONT
OFFICE

CHENEY
STADIUM

2017 TRIPLE-A
ALL-STAR GAME

COACHES/STAFF

2017
RAINIER

2016 SEASON
REVIEW

OPPONENTS

HISTORY &
RECORDS

MEDIA &
MISC.



DARIO PIZZANO

OF

BORN: 04/25/1991 IN BOSTON, MA
RESIDES: SAUGUS, MA

ACQUIRED: SELECTED BY SEATTLE IN THE 15TH ROUND OF THE 2012 DRAFT.

HEIGHT:
5' 11"

WEIGHT:
200

BATS:
LEFT

THROWS:
RIGHT

AGE:
25

AS OF OPENING DAY 2017

PIZZANO'S CAREER SUMMARY

Single-Game

Career High...	R	H	2B	3B	HR	RBI	SB
3 (5x)	4 (2x)	2 (11x)	2 (2x)	2	6	1 (14x)	
6/14/15	5/20/13	6/13/15	7/12/14	4/6/13	5/27/15	4/23/15	

2016:

- Logged the majority of the season with Tacoma (77 G), but also notched time with Double-A Jackson (22 G)...combined to hit .269 (86x320) with 29 R, 14 2B, 6 3B, 2 HR, and 37 RBI.
- Earned first career invitation to Major League Spring Training with Seattle...hit .235 (4x17) with 4 R, 1 2B, 1 HR, and 3 RBI over time in 14 games.
- Opened the season with Tacoma, hitting .259 (64x247) with 23 R, 12 2B, 4 3B, 2 HR, and 29 RBI over time in 77 games.
- Registered a season-best 10-game hitting streak from April 29 – May 19...hit .394 (13x33) with 4 R, 2 2B, 1 3B, and 4 RBI over the streak.
- Transferred to Jackson on Aug. 9 and spent the final 22 games of the season with the Generals...hit .164 (12x73) with 6 R, 2 2B, 2 3B, and 8 RBI.
- Split time defensively between left field (53 G) and right field (5 G)...also made 35 appearances at designated hitter...did not commit a fielding error all season.

2015:

- Spent the year with Double-A Jackson, hitting .308 (68x221) with 26 R, 13 2B, 4 3B, 4 HR, 33 RBI, and 2 SB in 58 games.
- Notched a career-high and a Jackson club record 25-game hitting streak from Apr. 6 – May 17...hit .396 (40x101) with 11 R, 5 2B, 3 3B, 1 HR, and 14 RBI during the streak... was longest hitting streak by a Mariners farmhand in 2015.
- Logged a career-high 6 RBI on May 27 against Montgomery...went 3-for-4 with 2 R, 2B, 3B.
- Named to Southern League All-Star team, but did not play due to injury.
- Placed on disabled list on June 25 for remainder of the season with sprained right hand.
- Hit .326 (30x92) at home, while hitting .295 (38x129) on the road.

2014:

- Split the season between Advanced-A High Desert (35 G) and Double-A Jackson (81 G)...combined to hit .244 (100x410) with 65 R, 30 2B, 7 3B, 11 HR, and 76 RBI...set career high marks in triples, home runs, and RBI.
- Opened the year with the Mavericks, hitting .275 (38x138) with 33 R, 16 2B, 2 3B, 3 HR, and 21 RBI.
- Promoted to Jackson on May 15 and spent the remainder of the year with the Generals, hitting .228 (62x272) with 32 R, 14 2B, 5 3B, 8 HR, and 55 RBI.
- Finished the year ranked second on the Generals in walks (45), third in RBI, and fourth in home runs and triples.
- Posted a season-high nine-game hitting streak from July 5-17...hit .452 (14x31) with 8 R, 2 2B, 4 3B, 2 HR, and 21 RBI during the streak.
- Hit .254 (33x130) at home with the Generals, and .204 (29x142) on the road.

2013:

- Logged entire season with Single-A Clinton (126 G), hitting .311 (144x463) with 75 R, 40 2B, 5 3B, 8 HR, 70 RBI, and 8 SB...set career high marks in runs, hits, and doubles.
- Ranked among the top five in the Midwest League in batting average (fourth, .311), doubles (second, 40), on-base percentage (fifth, .392), extra base hits (fifth, 53), total bases (fifth, 218), and lowest PA/strikeout ratio (fourth, 11.06).
- Led all Mariners farmhands and ranked sixth in MiLB with 40 doubles...third most in a single season in Jackson franchise history.
- Named to Midwest League Mid-Season All-Star team...hit .300 (67x223) with 38 RBI in the first half.
- Reached base safely via hit or walk in 127 of 143 games, including a stretch of 35 consecutive games from July 18 – Aug. 26...third longest on-base streak in the Midwest League.
- Posted a 19-game hitting streak from Aug. 7-26...hit .373 (28x75) with 14 R, 12 2B, 1 3B, 1 HR, and 11 RBI during that stretch.
- Led Clinton in batting average, runs, hits, doubles, RBI, total bases, and walks...ranked tied for first in triples, second in home runs.

PIZZANO (CONTINUED)

2012:

- Began professional career with rookie-level Pulaski (53 G), and also logged time with short-season Everett (3 G)...combined to hit .354 (74x209) with 35 R, 18 2B, 1 3B, 4 HR, 29 RBI, and 3 SB.
- Won the Appalachian League batting title, hitting .356 (67x188)...also led the league in on-base percentage (.442).
- Made professional debut with Pulaski on June 23 at Princeton...went 2-for-3 with 1 R and 1 BB.
- Logged a 15-game hitting streak from Aug. 1-15...hit .450 (27x60) with 13 R, 9 2B, and 9 RBI during the streak.
- Led Pulaski in batting average (min. 250 AB), hits (67), and doubles (15).
- Named Appalachian League Post-Season All-Star...named MiLB.com Organizational All-Star.

Personal:

- Dario Pizzano.
- Graduated from Malden Catholic (Malden, MA) High School in 2009...Catholic Conference Player of the Year...first-team Massachusetts all-star...two-time all-conference.
- Played three seasons at Columbia University from 2010-12...named to All-Ivy League first team all three seasons...named Ivy League Player of the Year in 2012 after hitting .360 (54x150) with 16 2B, 4 HR, and 36 RBI...career .364 (165x453) hitter with Columbia...shares Columbia career HR record with former Twins INF/OF Gene Larkin (25).
- Advanced to the 2003 Little League World Series while playing for Saugus, MA...scored winning run in semi-final game against Richmond, TX.

PIZZANO'S CAREER PLAYING RECORD

Year	Team	LG	AVG	G	AB	R	H	2B	3B	HR	RBI	BB	SO	SB	CS	OBP	SLG	SF	SAC	HP
2012	Pulaski	APP	.356	53	188	34	67	15	1	4	28	26	35	3	0	.442	.511	4	1	6
	Everett	NOR	.333	6	21	1	7	3	0	0	1	4	2	0	0	.440	.476	0	0	0
2013	Clinton	MID	.311	126	463	75	144	40	5	8	70	61	48	8	4	.392	.471	4	0	3
2014	High Desert	CAL	.275	35	138	33	38	16	2	3	21	23	16	0	0	.377	.486	1	0	0
	Jackson	SOU	.228	81	272	32	62	14	5	8	55	45	38	1	1	.341	.404	6	0	5
2015	Jackson	SOU	.308	58	221	26	68	13	4	4	33	19	20	2	0	.366	.457	1	0	2
2016	Tacoma	PCL	.259	77	247	23	64	12	4	2	29	16	42	0	0	.302	.364	4	0	1
	Jackson	SOU	.164	22	73	6	12	2	2	0	8	11	9	0	0	.279	.247	1	0	1
Minor Lg Totals			.285	458	1623	230	462	115	23	29	245	205	210	14	5	.367	.437	21	1	18



Dario Pizzano split the 2016 season between Tacoma and Double-A Jackson, hitting .269 (86x320) with 29 runs scored and 37 RBI.

FRONT
OFFICE

CHENEY
STADIUM

2017 TRIPLE-A
ALL-STAR GAME

COACHES/STAFF

2017
RAINIERS

2016 SEASON
REVIEW

OPPONENTS

HISTORY &
RECORDS

MEDIA &
MISC.



MAX POVSE

RHP

BORN: 08/23/1993 IN RALEIGH, NC
RESIDES: CARY, NC

ACQUIRED: IN A FOUR-PLAYER TRADE WITH ATLANTA ON NOV. 28, 2016.

DRAFTED: SELECTED BY ATLANTA IN THE THIRD ROUND OF THE 2014 DRAFT.

Baseball America
prospect rankings:

OSG. #8
100-100
NR

HEIGHT: 6' 8"
WEIGHT: 220
BATS: RIGHT
THROWS: RIGHT
AGE: 23

AS OF OPENING DAY 2017

POVSE'S CAREER SUMMARY

Single-Game

Career High...	IP	H	R	ER	HR	K	BB
	8.0	11	8	6 (3x)	2	11	4 (2x)
	8/20/16	6/7/16	6/7/16	6/7/16	6/27/16	7/2/16	5/3/16

2016:

- Pitched for Advanced-A Carolina (15 GS) and Double-A Mississippi (11 GS)...combined to go 9-6 with a 3.36 ERA (59ERx158.0IP) and 139 strikeouts.
- Opened the season with Carolina, going 5-5 with a 3.71 ERA (36ERx87.1IP) and 91 strikeouts over 15 starts with the Mudcats.
- Earned Carolina League Mid-Season All-Star honors...posted a 5-4 record with a 3.51 ERA (29ERx74.1IP) in the first half...pitched one inning for in the all-star game (1.0,1,1,1,0,0).
- Named Carolina League Pitcher of the Week for opening week, April 7-17...went 1-0 over two starts without allowing a run, spanning 13.0 innings...opposing batters hit .098 (4x41) and struck out 14 times.
- Promoted to Mississippi on July 9 and spent the remainder of the season with the Braves...went 4-1 with a 2.93 ERA (23ERx70.2IP).
- Worked a combined 16 quality starts between Carolina and Mississippi (6.0+ IP, three or fewer ER allowed).
- Combined to limits opponents to a .250 (150x599) batting average...right-handed batters hit .235 (77x327), while lefties hit .268 (73x272).
- Traded from Atlanta to Seattle along with teammate Rob Whalen (rhp) in exchange for Alex Jackson (of) and a player to be named later (Tyler Pike, lhp) on Nov. 28, 2016.

2015:

- Registered time with Single-A Rome (12 GS) and Advanced-A Carolina (5 GS)...combined to go 5-5 with a 4.15 ERA (36ERx78.0IP).
- Started the season with Rome, recording a 4-2 record with a 2.56 ERA (17ERx59.2IP) over 12 starts.
- Spent time on the 7-day disabled list from April 23 - May 8 with right shoulder tendinitis.
- Promoted to Carolina on June 25 and went 1-3 with a 9.33 ERA (19ERx18.1IP) over five starts with the Mudcats.
- Placed on disabled list from July 21 through the end of the season with a right shoulder strain.
- Finished the year ranked among the Top-12 Atlanta farmhands in opponent average (tied-fifth) and WHIP (eighth, 1.24).
- Held opposing hitters to a combined .249 (74x297) batting average during the season...right-handed batters hit .240 (40x167), while lefties hit .262 (34x130).

2014:

- Began professional career with rookie-level Danville (12 G, 11 GS)...went 4-2 with a 3.42 ERA (18ERx47.1IP).
- Made pre debut in relief on June 29 against Bluefield (1.0,0,0,0,0,1).
- Logged first career start on Aug. 3 against Burlington (2.0,1,1,0,0,3).
- Earned first career win on July. 3 against Princeton (5.0,3,0,0,1,9)...season-high nine strikeouts.
- Went 4-0 with a 2.33 ERA (7ERx27.0IP) over final five starts of the season.

Personal:

- Max Walter Povse (POE-see).
- Graduated from Green Hope High School in Cary, NC.
- Played collegiately at the University of North Carolina - Greensboro from 2012-14...logged a career record of 12-14 with a 5.32 ERA (127ERx214.2IP) across 44 games (43 GS)...ranked 48th among NCAA Division I pitchers with a 9.19 K/9 rate in 2014.

POVSE'S CAREER PITCHING RECORD

Year Team	LG	W-L	ERA	G	GS	CG	SHO	SV	IP	H	R	ER	HR	HB	BB	SO	WP	BK
2014 Danville	APP	4-2	3.42	12	11	0	0	0	47.1	42	19	18	1	2	11	37	2	0
2015 Rome	SAL	4-2	2.56	12	12	0	0	0	59.2	50	23	17	2	3	16	50	0	3
Carolina	CAR	1-3	9.33	5	5	0	0	0	18.1	24	20	19	0	3	7	10	3	0
2016 Carolina	CAR	5-5	3.71	15	15	0	0	0	87.1	89	44	36	5	2	17	91	3	4
Mississippi	SOU	4-1	2.93	11	11	0	0	0	70.2	61	25	23	4	6	12	48	6	0
Minor Lg Totals		18-13	3.59	55	54	0	0	0	283.1	266	131	113	12	16	63	236	14	7



BOOG POWELL

OF

BORN: 01/14/1993 IN IRVINE, CA
RESIDES: MISSION VIEJO, CA

ACQUIRED: IN A SIX-PLAYER TRADE WITH TAMPA BAY ON NOV. 5, 2015.

DRAFTED: SELECTED BY OAKLAND IN THE 20TH ROUND OF THE 2012 DRAFT.

HEIGHT: 5' 10" **WEIGHT:** 185 **BATS:** LEFT **THROWS:** LEFT **AGE:** 24

AS OF OPENING DAY 2017

POWELL'S CAREER SUMMARY

Single-Game Career High...	R	H	2B	3B	HR	RBI	SB
	3 (5x)	4 (7x)	2 (3x)	1 (19x)	1 (9x)	4	3
	4/10/16	9/3/15	9/3/15	6/4/16	6/17/16	9/2/15	7/20/15

2016:

- Saw time in 64 games with Tacoma over a suspension-shortened season...hit .270 (67x248) with 39 R, 9 2B, 2 3B, 3 HR, 27 RBI, and 10 SB.
- Suspended 80 games on June 23 after testing positive for a banned substance in violation of Major League Baseball's Joint Drug Prevention and Treatment program, ending season.
- Hit safely in 44-of-64 games with Tacoma, including 19-muti-hit games and four three-hit performances.
- Registered a .319 (36x113) batting average at home, while hitting just .230 (31x135) on the road.
- Hit .293 (22x75) with 7 R, 3 2B, 1 3B, 1 HR, and 7 RBI over 20 games in June.

2015:

- Logged time with Double-A Montgomery (61 G) and Triple-A Durham (56 G)...combined to hit .295 (131x444) with 66 R, 16 2B, 9 3B, 3 HR, 40 RBI, and 18 SB.
- Traded from Oakland along with teammates Daniel Robertson (inf) and John Jaso (c) to Tampa Bay in exchange for Ben Zobrist (inf) and Yunel Escobar (inf) on Jan. 10, 2015.
- Began the year with Montgomery, where he hit .328 (78x238) with 44 R, 6 2B, 6 3B, 1 HR, 22 RBI, and 11 SB.
- Named a Southern League Mid-Season All-Star while with Montgomery...hit .326 (76x233) in the first half.
- Notched two four-hit performances with Montgomery...Apr. 25 against Jackson, went 4-for-5 with 2 R, 1 2B, 3 RBI...May 6 against Birmingham, went 4-for-4 with 1 R.
- Posted a nine-game hitting streak from June 6-13...hit .483 (14x29) with 9 R, 2 2B, 2 3B, and 5 RBI during that stretch.
- Earned a promotion to Durham on June 26, and spent the remainder of the season with the Bulls...hit .257 (53x206) with 22 R, 10 2B, 3 3B, 2 HR, 18 RBI, and 7 SB.
- Hit .268 (14x38) with 17 R and 15 RBI with runners in scoring position while with Durham.
- Posted a season-best 12-game hitting streak from Aug. 16 – Sept. 6...hit .340 (18x53) during that stretch, raising his batting average from .233 to .261.
- Traded from Tampa Bay to Seattle along with teammates Nathan Karns (rhp) and C.J. Riefenhauser (lhp) in exchange for Danny Farquhar (rhp), Brad Miller (inf), and Logan Morrison (inf) on Nov. 5, 2015.

2014:

- Spent majority of the year with Single-A Beloit (69 G), but also logged time with Advanced-A Stockton (14 G)...combined to hit .343 (108x315) with 54 R, 10 2B, 5 3B, 3 HR, 28 RBI, and 16 SB.
- Ranked first in the Oakland organization with a .343 (108x315) batting average...ranked in the top ten in the organization in stolen bases (tied-fourth, 16), triples (tied-fifth, 5), walks (sixth, 61), and slugging percentage (tenth, .435).
- Began the year with Beloit, hitting .335 (85x254) with 43 R, 7 2B, 4 3B, 3 HR, 17 RBI, and 16 SB.
- Named to the Midwest League Mid-Season All-Star team...won Top Star award after hitting 1-for-3 with a two-run double, 3 R, and 2 SB...logged a steal of home in the first inning.
- Ranked first on the Snappers in batting average (.335, min. 250 AB) and walks (53)...ranked tied for third on club in triples (4), fourth in runs (43).
- Promoted to Stockton on June 23 and spent the rest of the year with the Ports hitting .377 (23x61) with 11 R, 3 2B, 1 3B, and 11 RBI.
- Served a 50-game suspension from July 7 – Aug. 30 for a violation of the Minor League Drug Prevention and Treatment Program.
- Played for the Mesa Solar Sox in the Arizona Fall League, hitting .300 (21x70) with 2 HR and 10 RBI in 21 games.
- Named MiLB.com Organizational All-Star.

2013:

- Played entire season with short-season Vermont (59 G), hitting .283 (60x212) with 30 R, 7 2B, 3 3B, 14 RBI, and 14 SB.
- Named New York-Penn League Player of the Week for July 8-15...hit .464 (13x28) with 2 R, 1 2B, 1 3B, 4 RBI, and 4 SB during the week.
- Named New York-Penn League Mid-Season All-Star...hit .292 (49x168) prior to the all-star break.

FRONT
OFFICE

CHENEY
STADIUM

2017 TRIPLE-A
ALL-STAR GAME

COACHES/STAFF

2017
RAINIERS

2016 SEASON
REVIEW

OPPONENTS

HISTORY &
RECORDS

MEDIA &
MISC.

POWELL (CONTINUED)

2013 (continued):

- Finished the year ranked second on the Lake Monsters in runs, triples, total bases (73), walks (26), and on-base percentage (.364)...led the team in stolen bases (14).

2012:

- Opened professional career with AZL Athletics, hitting .306 (34x111) with 20 R, 1 2B, 13 RBI, and 5 SB in 35 games.
- Made pro debut on June 21 against AZL Cubs...recorded first career hit in second game on June 22 against AZL Brewers, going 3-for-5 with 3 R, 1 RBI.

Personal:

- Herschel Mack "Boog" Powell IV.
- NOT related to former MLB first baseman of same name...first nickname was "Little Mack" before being called "Boog" by parents.
- Graduated from Mission Viejo (CA) High School, 2011.
- Played for Orange Coast College (Costa Mesa, CA), 2012.

POWELL'S CAREER PLAYING RECORD

Year	Team	LG	AVG	G	AB	R	H	2B	3B	HR	RBI	BB	SO	SB	CS	OBP	SLG	SF	SAC	HP
2012	AZL Athletics	AZL	.306	35	111	20	34	1	0	0	13	15	9	5	2	.383	.315	2	2	0
2013	Vermont	NYP	.283	59	212	30	60	7	3	0	14	26	34	14	6	.364	.344	0	6	1
2014	Beloit	MID	.335	69	254	43	85	7	4	3	17	53	49	16	13	.452	.429	1	1	2
	Stockton	CAL	.377	14	61	11	23	3	1	0	11	8	4	0	2	.449	.459	0	0	0
2015	Montgomery	SOU	.328	61	238	44	78	6	6	1	22	29	38	11	8	.408	.416	1	2	4
	Durham	INT	.257	56	206	22	53	10	3	2	18	32	41	7	6	.360	.364	2	4	2
2016	Tacoma	PCL	.270	64	248	39	67	9	2	3	27	22	42	10	6	.326	.359	3	4	0
Minor Lg Totals			.301	358	1330	209	400	43	19	9	122	185	217	63	43	.387	.382	9	19	9



Across 64 games with the Rainiers in 2016, outfielder Boog Powell put together a .270 (67x248) batting average while hitting safely in 44-of-64 games.



JAMES RAMSEY

OF

BORN: 12/19/1989 IN ATLANTA, GA
RESIDES: ALPHARETTA, GA

ACQUIRED: IN AN OUTRIGHT TRADE WITH LOS ANGELES NL ON AUG. 4, 2016.

DRAFTED: SELECTED BY ST. LOUIS IN THE FIRST ROUND (23RD OVERALL) OF THE 2012 DRAFT.

HEIGHT: 6' 0" **WEIGHT:** 200 **BATS:** LEFT **THROWS:** RIGHT **AGE:** 27

AS OF OPENING DAY 2017

RAMSEY'S CAREER SUMMARY

Single-Game Career High...	R	H	2B	3B	HR	RBI	SB
	4 (2x)	5	2 (8x)	1 (15x)	2	4 (6x)	2
	7/23/13	8/14/14	8/20/15	9/4/16	5/5/14	8/6/16	7/8/12

2016:

- Split time between Triple-A Oklahoma City (83 G) and Tacoma (27 G)...combined to hit .265 (93x351) with 45 R, 18 2B, 4 3B, 9 HR, 44 RBI, and 5 SB.
- Began the season with Oklahoma City, hitting .264 (67x254) with 33 R, 13 2B, 3 3B, 8 HR, 38 RBI, and 5 SB over 83 games with the Dodgers.
- Hit .306 (38x124) at home with Oklahoma City, while hitting just .223 (29x130) on the road.
- Traded from Los Angeles NL to Seattle on Aug. 4 and assigned to Tacoma on Aug. 5...spent the remainder of the season with the Rainiers, hitting .268 (26x97) with 12 R, 5 2B, 1 3B, 1 HR, and 6 RBI over 27 games.
- Went 7-for-11 (.636) with 3 R, 1 2B, 1 HR, and 5 RBI over first three games with Tacoma.

2015:

- Posted a full season with Triple-A Columbus in the Cleveland organization (126 G)...hit .243 (107x440) with 46 R, 21 2B, 2 3B, 12 HR, 42 RBI, and 3 SB.
- Finished the year ranked among team leaders in walks (first, 53), games (second, 126), at bats (second, 440), total bases (second, 168), hits (third, 107), and home runs (third, 12).
- Hit .294 (30x102) with 13 R, 8 2B, 5 HR, 13 RBI, and 18 BB over 29 games in May.
- Swatted first career grand slam home run on April 21 against Indianapolis (1x2, R, HR, 4 RBI, 2 BB).
- Logged 29 multi-hit games, including two three-hit performances.
- Registered a .252 (37x147) batting average after the all-star break, after hitting just .239 (70x293) prior to the break.

2014:

- Split the year between Double-A Springfield (67 G) and Triple-A Columbus (28 G)...combined to hit .295 (104x352) with 64 R, 23 2B, 2 3B, 16 HR, 52 RBI, and 5 SB...set a career-high mark in doubles.
- Kicked off the campaign with Springfield and hit .300 (73x243) with 47 R, 14 2B, 1 3B, 13 HR, and 36 RBI over 67 games with the Cardinals.
- Named to the Texas League Mid-Season All-Star team...selected to represent Team USA in the 2014 SiriusXM All-Star Futures Game, earning a starting spot.
- Selected as Texas League Player of the Week for Apr. 3-14...hit safely in 10-of-11 games with a batting average of .395 (17x43) and 10 R, 3 2B, 1 3B, 4 HR, and 11 RBI.
- Spent time on the disabled list twice, from May 25 - June 10, and from June 21 - July 9.
- Traded from St. Louis to Cleveland in exchange for Justin Masterson (rhp) on July 30, 2014.
- Assigned to Columbus on July 31 and spent the remainder of the season with the Clippers, hitting .284 (31x109) with 17 R, 9 2B, 1 3B, 3 HR, and 16 RBI.
- Named to Texas League Post-Season All-Star team.

2013:

- Posted time with Advanced-A Palm Beach (18 G), Double-A Springfield (93 G), and Triple-A Memphis (1 G)...combined to hit .265 (109x411) with 78 R, 16 2B, 4 3B, 16 HR, 51 RBI, and 9 SB...set career-high marks in runs, hits, doubles, and home runs.
- Named to MiLB.com Organizational All-Star Team following the season.
- Opened the year with Palm Beach, and hit .361 (22x61) with 17 R, 5 2B, 2 3B, 1 HR, and 7 RBI before earning a promotion to Springfield.
- Transferred to Springfield on May 5 and spent majority of the remainder of the year with the Cardinals, hitting .251 (87x347) with 61 R, 11 2B, 2 3B, 15 HR, and 44 RBI.
- Named Florida State League Player of the Week for April 4-15...hit .425 (17x40) with 12 R, 4 2B, 2 3B, 1 HR, and 5 RBI.
- Moved to Memphis for one game to close out the season, going 0-for-3 with one strikeout.
- Played for Salt River in the Arizona Fall League and earned an honor as an AFL Rising Star.

FRONT
OFFICE

CHENEY
STADIUM

2017 TRIPLE-A
ALL-STAR GAME

COACHES/STAFF

2017
RAINIERS

2016 SEASON
REVIEW

OPPONENTS

HISTORY &
RECORDS

MEDIA &
MISC.

RAMSEY (CONTINUED)

2012:

- Began professional career with Advanced-A Springfield (56 G), hitting .229 (48x210) with 36 R, 9 2B, 3 3B, 1 HR, 14 RBI, and 10 SB.
- Made pro debut on July 2 at Jupiter...went 3-for-5 with 1 R, and 1 2B.
- Posted 11 multi-hit games, including two three-hit performances.

Personal:

- James Brogran Ramsey.
- Graduated from Wesleyan (GA) High School in 2008...earned varsity letters in football, basketball, tennis, and baseball...led school to the 6-AA Baseball State Championship in 2007.
- Attended Florida State University from 2009-12...compiled a career batting average of .339 (265x781) with 212 R, 48 2B, 15 3B, 34 HR, 202 RBI, and 33 SB...during the 2012 season ranked among the top 10 NCAA Division I players in runs per game (fifth, 1.16), runs (second, 78), walks (third, 63), and on-base percentage (third, .513)...named the 2012 ACC Player of the Year...selected as American Baseball Coaches Association National Player of the Year as a senior, and named a semifinalist for the Dick Howser Trophy and Golden Spikes Award...played in College World Series twice, in 2010 and 2012.
- Originally selected by Minnesota in the 22nd round of the 2011 draft, but did not sign.
- Father, Craig, and mother, Mary Beck, both also FSU alumni...father played baseball and mother played tennis...father was captain of the 1980 FSU College World Series team.

RAMSEY'S CAREER PLAYING RECORD

Year Team	LG	AVG	G	AB	R	H	2B	3B	HR	RBI	BB	SO	SB	CS	OBP	SLG	SF	SAC	HP
2012 Palm Beach	FSL	.229	56	210	36	48	9	3	1	14	33	59	10	2	.333	.314	2	1	1
2013 Palm Beach	FSL	.361	18	61	17	22	5	2	1	7	12	12	1	0	.481	.557	1	0	3
Springfield	TEX	.251	93	347	61	87	11	2	15	44	53	108	8	4	.356	.424	4	6	6
Memphis	PCL	.000	1	3	0	0	0	0	0	0	0	1	0	0	.000	.000	0	0	0
2014 Springfield	TEX	.300	67	243	47	73	14	1	13	36	31	66	4	2	.389	.527	1	1	5
Columbus	INT	.284	28	109	17	31	9	1	3	16	13	34	1	0	.365	.468	2	1	2
2015 Columbus	INT	.243	126	440	46	107	21	2	12	42	53	128	3	4	.327	.382	2	5	3
2016 Okla. City	PCL	.264	83	254	33	67	13	3	8	38	24	80	5	4	.339	.433	0	1	5
Tacoma	PCL	.268	27	97	12	26	5	1	1	6	12	33	0	1	.349	.371	0	1	0
Minor Lg Totals		.261	499	1764	269	461	87	15	54	203	231	521	32	17	.353	.420	12	16	25



ZACH SHANK

BORN: 01/06/1991 IN YORK, PA
RESIDES: LITITZ, PA

INF

ACQUIRED: SELECTED BY SEATTLE IN THE 28TH ROUND OF THE 2013 DRAFT.

HEIGHT: 6' 1" **WEIGHT:** 180 **BATS:** RIGHT **THROWS:** RIGHT **AGE:** 26

AS OF OPENING DAY 2017

SHANK'S CAREER SUMMARY

Single-Game Career High...	R	H	2B	3B	HR	RBI	SB
	4	4 (5x)	2	2 (2x)	2	4 (2x)	2
	5/3/14	8/3/16	6/2/14	4/28/15	6/5/16	5/4/16	7/18/13

2016:

- Registered time with Double-A Jackson (39 G) and Tacoma (81 G)...combined to hit .290 (120x414) with 61 R, 19 2B, 4 3B, 3 HR, 39 RBI, and 1 SB.
- Received the Alvin Davis "Mr. Mariner" Award for exemplary play and leadership skills both on an off the field.
- Opened the campaign with Jackson, and over two stints with the Generals hit .286 (38x133) with 20 R, 3 2B, 2 3B, and 17 RBI.
- Posted a season-best eight-game hitting streak from May 7-15...hit .467 (14x30) with 5 R, 1 3B, and 4 RBI over that period.
- First promoted to Tacoma on May 22 and logged two stints with the Rainiers, hitting a combined .292 (82x281) with 41 R, 16 2B, 2 3B, 3 HR, 22 RBI, and 1 SB.
- Recorded 22 multi-hit games, including five three-hit games and two four-hit performances.
- Hit .444 (20x45) with 12 R, 3 2B, 3 HR, and 8 RBI over 13 games in June with Tacoma.
- Logged first career multi-HR game on June 5 at Las Vegas (3x4, 3 R, 2 HR, 2 RBI).

2015:

- Split time between Double-A Jackson (60 G) and Tacoma (33 G)...combined to hit .250 (77x308) with one home run and 18 RBI.
- Played six different positions: 2B (48 G), 3B (5 G), SS (1 G), LF (4 G), CF (20 G), RF (13 G)...has also pitched and played first base previously in his career.
- Opened season with Jackson...went 3-for-5 with two triples, April 28 at Montgomery.
- On disabled list with left ankle sprain, May 24 to June 12.
- Promoted to Tacoma on June 17, making his Triple-A debut that night at Reno...started at second base and went 0-for-4.
- Collected four hits (4x5 with a triple) in second Triple-A game, June 18 at Albuquerque.
- Hit safely in 12 of 13 games, June 25 to July 8...batted .341 (15x44) during the stretch.
- Launched first Triple-A home run July 10 at Reno (solo, off Allen Webster).
- Transferred to Jackson on July 29 and finished season with the Generals.

2014:

- Began season with Single-A Clinton, appearing in 60 games before July 1 promotion to Advanced-A High Desert... combined to bat .281 with ten home runs and 56 RBI.
- Had season-high four hits and scored four runs, May 3 at Wisconsin.
- Hit .471 during a career-high 12-game hitting streak, May 25 to June 6 (20x48).
- Drove in a career-best four runs, June 26 vs. Quad Cities.
- Promoted to High Desert on July 1.
- Pitched in three games for High Desert, going 0-1 with a 2.25 ERA (4.0,4,1,1,2,2).
- Took loss in pro pitching debut, Aug. 15 vs. Inland Empire...tossed two scoreless innings two days later, Aug. 17 vs. Inland Empire.

2013:

- Began pro career with Pulaski...pinch-hit and played shortstop, going 0-for-4 in debut on June 20 at Burlington.
- First professional hits came in 2-for-5 performance against Bluefield, June 23.
- Went 3-for-4 with first professional home run, a ninth-inning go-ahead blast on July 7 at Princeton.
- Promoted to Clinton on Aug. 23, appearing in eight games to finish season.

Personal:

- Zachary Jay Shank.
- Graduated from Warwick High School (Lititz, PA) in 2009.
- Graduated from Marist College (Poughkeepsie, NY) in 2013 with a degree in Adolescence Education... posted a career batting average of .307 (234x762) with 145 R, 37 2B, 6 3B, 6 HR, 130 RBI, and 30 SB...named First Team All-MAAC in 2013.

FRONT
OFFICE

CHENEY
STADIUM

2017 TRIPLE-A
ALL-STAR GAME

COACHES/STAFF

2017
RAINIERS

2016 SEASON
REVIEW

OPPONENTS

HISTORY &
RECORDS

MEDIA &
MISC.

SHANK'S CAREER PLAYING RECORD

Year	Team	LG	AVG	G	AB	R	H	2B	3B	HR	RBI	BB	SO	SB	CS	OBP	SLG	SF	SAC	HP
2013	Pulaski	APP	.230	52	183	30	42	11	5	1	19	21	22	9	0	.322	.361	2	4	5
	Clinton	MID	.286	8	21	4	6	0	0	1	4	1	3	1	0	.360	.429	1	0	2
2014	Clinton	MID	.302	69	235	49	71	17	1	6	30	21	39	7	3	.378	.460	2	4	9
	High Desert	CAL	.260	55	227	35	59	9	5	4	26	10	42	3	2	.300	.396	2	5	4
2015	Tacoma	PCL	.252	33	111	13	28	5	2	1	8	7	11	1	0	.294	.360	1	2	0
	Jackson	SOU	.249	60	197	23	49	7	6	0	10	19	50	5	1	.338	.345	1	2	8
2016	Jackson	SOU	.286	39	133	20	38	3	2	0	17	12	35	0	1	.362	.338	0	3	4
	Tacoma	PCL	.292	81	281	41	82	16	2	3	22	23	55	1	5	.350	.395	2	3	3
Minor Lg Totals			.270	397	1388	215	375	68	23	16	136	114	257	27	12	.339	.387	11	23	35



Zach Shank hit a combined .290 during the 2016 season, ultimately earning the Alvin Davis "Mr. Mariner" Award for exemplary play and leadership skills both on and off the field.



SHAE SIMMONS

RHP

BORN: 09/03/1990 IN CAPE GIRARDEAU, MO
RESIDES: SCOTT CITY, MO

ACQUIRED: IN A FOUR-PLAYER TRADE WITH ATLANTA ON JAN. 11, 2017.

DRAFTED: SELECTED BY ATLANTA IN THE 22ND ROUND OF THE 2012 DRAFT.

HEIGHT: 5' 11" **WEIGHT:** 190 **BATS:** RIGHT **THROWS:** RIGHT **AGE:** 26

AS OF OPENING DAY 2017

SIMMONS' CAREER SUMMARY

Single-Game

Career High...	IP	H	R	ER	HR	K	BB
	3.0	4	4 (2x)	4 (2x)	1	5 (3x)	3 (3x)
	7/20/12	8/26/12	8/18/14	8/18/14	7/19/14	4/24/14	6/23/13

2016:

- Limited to just 26 games and 25.0 innings over time with rookie-level GCL Braves (3 GS), Single-A Rome (4 G, 3 GS), Triple-A Gwinnett (12 G, 4 GS), and Atlanta (7 G) while recovering from 2015 Tommy John surgery...combined to go 0-0 with one save and a 1.80 ERA (5ERx25.0IP).
- Made a grouping of rehab starts with GCL Braves, posting a 6.00 ERA (2ERx3.0IP).
- Pitched four rehab games (three starts) for Rome without allowing an earned run (0ERx3.1IP).
- Saw time in 12 games (four starts) with Gwinnett over a rehab stint and post-DL stay, logging a 1.50 ERA (2ERx12.0IP).
- Recalled by Atlanta on Aug. 30 and spent the remainder of the season with the Braves, registering a 1.35 ERA (1ERx6.2IP).
- Limited to 1.0 or fewer innings in every outing during the season.
- Traded from Atlanta to Seattle along with teammate Malle Smith (of) in exchange for Luiz Gohara (lhp) and Thomas Burrows (lhp) on Jan. 11, 2017.

2015:

- Spent entire season on the 60-day disabled list recovering from Tommy John surgery...performed by Dr. James Andrews on Feb. 12, 2015 in Gulf Breeze, FL.

2014:

- Registered time with Double-A Mississippi (20 G), Triple-A Gwinnett (2 GS), and Atlanta (26 G)...combined to put together a 1-2 record with 15 saves and a 2.56 ERA (13ERx45.2IP).
- Started the season with Mississippi, not factoring into any decisions but posting 14 saves with a 0.78 ERA (2ERx23.0IP) over 20 relief outings.
- Named to Southern League Mid-Season All-Star team...did not participate in all-star game due to Major League promotion.
- Notched a save in nine consecutive outings from May 1-26...allowed no runs (earned or unearned) and just five hits over 9.2 innings of work during that stretch.
- Selected by Atlanta on May 31 and made 26 appearances with the Braves, going 1-2 with one save and a 2.91 ERA (7ERx21.2IP).
- Made Major League debut in relief on May 31 at Miami (0.1,0,0,0,1).
- Earned first ML save in second career ML appearance, on June 1 at Miami (1.0,2,0,0,1,0).
- Placed on 15-day disabled list on July 29 (retro: July 27) with a right shoulder strain, ending season outside of brief rehab stint with Gwinnett.
- Over two rehab starts with Gwinnett, posted a 36.00 ERA (4ERx1.0IP).

2013:

- Split time between Single-A Rome (39 G) and Double-A Mississippi (11 G)...combined to go 1-1 with 24 saves and a 1.69 ERA (10ERx53.1IP).
- Named as Rome's Pitcher of the Year by Atlanta after going 1-1 with 24 saves and a 1.49 ERA (7ERx42.1IP) and 66 strikeouts.
- Selected to South Atlantic League Mid- and Post-Season All-Star squads...earned Arizona Fall League Rising Star honors...named to MiLB.com Organizational All-Star team following the season.
- Finished the year ranked second in the South Atlantic League with 24 saves.
- Held opponents without an earned run in 36-of-39 appearances with Rome...allowed more than one earned run only twice.
- Converted 24-of-25 save opportunities...only blown save came on July 17 against Lexington (1.0,1,1,0,1,0).
- Promoted to Mississippi on Aug. 6 and spent the remainder of the year with the club, going 0-0 with a 2.45 ERA (3ERx11.0IP).

2012:

- Began professional career splitting time between rookie-level GCL Braves (7 G, 1 GS) and rookie-level Danville Braves (9 G)...combined to go 2-2 with two saves and a 1.46 ERA (4ERx24.2IP).

FRONT
OFFICE

CHENEY
STADIUM

2017 TRIPLE-A
ALL-STAR GAME

COACHES/STAFF

2017
RAINIERS

2016 SEASON
REVIEW

OPPONENTS

HISTORY &
RECORDS

MEDIA &
MISC.

SIMMONS (CONTINUED)

2012 (continued):

- Made pro debut with GCL Braves in relief on June 21 at GCL Phillies (2.0,0,0,0,3)...earned first career win.
- Went 2-0 with a 0.00 ERA (0ERx14.1IP) over seven games (1 GS) with GCL Braves.
- Finished the year with Danville, going 0-2 with two saves and a 3.48 ERA (4ERx10.1IP)
- Earned first career save on Aug. 4 at Elizabethton (1.0,1,0,0,1,1).

Personal:

- Shae Austin Simmons.
- Graduated from Scott City (MO) High School.
- Played collegiately at Southeast Missouri State University from 2010-12...posted a career record of 10-12 with a 4.67 ERA (79ERx152.1IP) across 63 games (18 GS)...named Second-Team All-Ohio Valley Conference in 2012...earned a Bachelor of Science in criminal justice with a minor in criminology in the offseason following the 2015 season.

SIMMONS' CAREER PITCHING RECORD

Year	Team	LG	W-L	ERA	G	GS	CG	SHO	SV	IP	H	R	ER	HR	HB	BB	SO	WP	BK
2012	GCL Braves	GCL	2-0	0.00	7	1	0	0	0	14.1	5	1	0	0	0	8	15	2	0
	Danville	APP	0-2	3.48	9	0	0	0	2	10.1	11	7	4	0	0	8	21	3	0
2013	Rome	SAL	1-1	1.49	39	0	0	0	24	42.1	26	12	7	0	4	15	66	5	0
	Mississippi	SOU	0-0	2.45	11	0	0	0	0	11.0	5	3	3	0	0	7	16	1	0
2014	Mississippi	SOU	0-0	0.78	20	0	0	0	14	23.0	15	2	2	0	1	6	30	0	0
	ATLANTA	NL	1-2	2.91	26	0	0	0	1	21.2	15	8	7	1	0	11	23	1	0
	Gwinnett	INT	0-1	36.00	2	2	0	0	0	1.0	3	4	4	0	0	2	1	0	0
2016	GCL Braves	GCL	0-0	6.00	3	3	0	0	0	3.0	2	2	2	0	0	2	5	2	0
	Rome	SAL	0-0	0.00	4	3	0	0	0	3.1	2	3	0	0	1	1	4	1	0
	Gwinnett	INT	0-0	1.50	12	4	0	0	1	12.0	7	2	2	0	2	9	14	1	1
	ATLANTA	NL	0-0	1.35	7	0	0	0	0	6.2	6	1	1	0	0	0	3	0	0
Minor Lg Totals			3-4	1.80	107	13	0	0	41	120.1	76	36	24	0	8	58	172	15	1
Major Lg Totals			1-2	2.54	33	0	0	0	1	28.1	21	9	8	1	0	11	26	1	0



TYLER SMITH

BORN: 07/01/1991 IN LONG BEACH, CA
RESIDES: THOUSAND OAKS, CA

INF

ACQUIRED: SELECTED BY SEATTLE IN THE EIGHTH ROUND OF THE 2013 DRAFT.

HEIGHT: 6' 0" **WEIGHT:** 195 **BATS:** RIGHT **THROWS:** RIGHT **AGE:** 25

AS OF OPENING DAY 2017

SMITH'S CAREER SUMMARY

Single-Game Career High...	R	H	2B	3B	HR	RBI	SB
	3 (2x)	5	2 (5x)	1 (13x)	1 (20x)	3 (6x)	3
	7/9/14	7/12/13	6/22/16	7/17/15	8/2/16	6/15/15	8/14/13

2016:

- Registered a full season with Tacoma (114 G)...hit .268 (105x392) with 42 R, 20 2B, 5 HR, 37 RBI, and 6 SB.
- Saw time on defense at shortstop (55 G, 51 GS), second base (48 G, 47 GS), and third base (12 G, 11 GS).
- Notched 22 multi-hit performances, including six three-hit games and a pair of four-hit outings.
- Launched home runs on back-to-back nights against Salt Lake May 2-3...first career back-to-back games with home runs.
- Hit .309 (38x123) against left-handed batters, while hitting just .249 (67x269) against righties.
- Posted a .308 (69x224) batting average on the road and hit .214 (36x168) on the road.
- Recorded a season-best .296 (32x108) batting average in August, spanning 28 games.

2015:

- Spent the entire season with Double-A Jackson, appearing in 121 games and hitting .271 (120x443) with 40 R, 24 2B, 2 3B, 3 HR, 32 RBI, and 10 SB...set a career-high mark in doubles.
- Finished the year ranked first on the Generals in hits (120) and walks (61)...tied for Southern League lead with 11 sacrifice bunts.
- Appeared in 87 games at shortstop, 34 games at second base, and one game at third base.
- Placed on disabled list with left oblique strain, April 22 - May 4.
- Named Southern League Player of the Week, May 4-10 (.455, 10x22 with HR, 4 doubles, 5 RBI).
- Reached base safely in 27 straight games, Aug. 4 - Sep. 3.

2014:

- Logged time with Advanced-A High Desert (108 G) and Double-A Jackson (20 G)...combined to hit .284 (140x493) with 93 R, 22 2B, 7 3B, 9 HR, 44 RBI, and 11 SB...set career-high marks in runs, hits, triples, home runs, and RBI.
- Enjoyed career-high 12-game hitting streak, May 19-31 (.434, 23x55).
- Promoted to Jackson on Aug. 11.
- Reached base via hit or walk in 18-of-20 games with the Generals.

2013:

- Began professional career with Pulaski (52 G), hitting .320 (64x200) with 33 R, 16 2B, 3 3B, 2 HR, 34 RBI, and 12 SB.
- Named Appalachian League Player of the Year...selected to Appalachian League Post-Season All-Star team.
- Finished the year ranked third in Appalachian League in batting average (.320) and fifth in on-base percentage (.394).
- Made pro debut on July 1 at Bristol (2x4 R, 2 RBI).
- Hit safely in 40-of-52 games, and reached base in 46-of-52 games.
- Went a career-best 5-for-5 on July 12 at Johnson City.

Personal:

- Tyler Douglas Smith.
- Graduated from Thousand Oaks (CA) High School in 2009.
- Graduated from Oregon State University in 2013 with a business degree...played in 2013 College World Series; lost in semifinals to Mississippi State...named All-Pac-12 First Team in 2012 when he hit .343-1-39 in 58 games...named to Brooks Wallace Award watch list honoring top shortstop in college baseball...college teammate of Mariners players Stefen Romero, Sam Gaviglio, and Kraig Sitton in 2010.

SMITH'S CAREER PLAYING RECORD

Year	Team	LG	AVG	G	AB	R	H	2B	3B	HR	RBI	BB	SO	SB	CS	OBP	SLG	SF	SAC	HP
2013	Pulaski	APP	.320	52	200	33	64	16	3	2	34	18	32	12	5	.394	.460	4	2	9
2014	High Desert	CAL	.286	108	423	81	121	19	7	9	44	57	81	11	7	.378	.428	2	3	7
	Jackson	SOU	.271	20	70	12	19	3	1	1	4	16	13	1	1	.414	.386	0	0	1
2015	Jackson	SOU	.271	121	443	40	120	24	2	3	32	61	85	10	4	.361	.354	2	11	3
2016	Tacoma	PCL	.268	114	392	42	105	20	0	5	37	20	68	6	2	.309	.357	2	2	4
Minor Lg Totals			.281	415	1528	208	429	82	13	20	151	172	279	40	19	.360	.391	10	18	24

FRONT
OFFICE

CHENEY
STADIUM

2017 TRIPLE-A
ALL-STAR GAME

COACHES/STAFF

2017
RAINERS

2016 SEASON
REVIEW

OPPONENTS

HISTORY &
RECORDS

MEDIA &
MISC.

125



PETER TAGO

RHP

BORN: 07/05/1992 IN HARBOR CITY, CA
RESIDES: PHOENIX, AZ

ACQUIRED: SIGNED AS A MINOR LEAGUE FREE AGENT ON NOV. 16, 2016.

DRAFTED: SELECTED IN THE FIRST ROUND (47TH OVERALL) OF THE 2010 DRAFT.

HEIGHT: 6' 3" **WEIGHT:** 215 **BATS:** RIGHT **THROWS:** RIGHT **AGE:** 24

AS OF OPENING DAY 2017

TAGO'S CAREER SUMMARY

Single-Game

Career High...	IP	H	R	ER	HR	K	BB
	8.0	9 (2x)	10 (3x)	10	3	6 (4x)	8
	7/20/12	8/9/13	8/15/13	8/15/13	7/22/11	6/24/13	7/5/11

2016:

- Spent a full season in the bullpen for Double-A Birmingham (38 G)...posted a 6-4 record with seven saves and a 4.37 ERA (29ERx59.2IP)...set career-high mark in wins.
- Finished the year first on the Barons in games, tied for second in wins, and fourth in strikeouts (78).
- Posted the second best K/9 rate among Southern League qualified relief pitchers (min. 0.4 IP/league games), striking out an average of 11.77 batters per nine innings pitched.
- Held opponents without an earned run in 24-of-38 appearances, and limited opposing offenses to one or fewer earned runs in 30-of-38 games.
- Spent time on the disabled list from Aug. 15 – Sep. 6 with right biceps strain.
- Converted 7-of-12 save opportunities.
- Went 2-2 with two saves and a 1.06 ERA (2ERx17.0IP) across nine relief outings in July.
- Limited opposing hitters to a .219 (47x215) batting average...right-handed batters hit .214 (28x131), while lefties hit .226 (19x84).

2015:

- Spent time with Single-A Kannapolis (7 G), Advanced-A Winston-Salem (23 G), and Double-A Birmingham (12 G)...combined to go 3-1 with 15 saves and a 2.71 ERA (20ERx66.1IP).
- Opened the year with Kannapolis, going 0-1 with one save, a 3.75 ERA (5ERx12.0IP), and 10 strikeouts over seven relief outings with the intimidators.
- Promoted to Winston-Salem on May 4 and saw time in 23 games out of the Dash bullpen, going 2-0 with eight saves, a 2.80 ERA (11ERx35.1IP), and 47 strikeouts.
- Earned second promotion of the season to July 25 and spent the remainder of the season with the Barons, posting a 1-0 record with six saves, a 1.89 ERA (4ERx19.0IP), and 16 strikeouts.
- Converted 15-of-17 saves over the course of the season.
- Played for Glendale in the Arizona Fall League...over 10 games went 0-0 with one save and a 2.79 ERA (3ERx9.2IP).
- Also pitched for Lara in the Venezuelan Winter League, striking out 15 batters over 10 appearances.
- Held opposing hitters to a combined .211 (49x232) batting average...right-handed batters hit .216 (30x139), while lefties hit .204 (19x93).

2014:

- Registered time in 43 games with Advanced-A Modesto in final season with the Colorado organization...went 0-6 with a 6.00 ERA (40ERx60.0IP).
- Struck out 48 over 43 relief appearances.
- Limited opposing offenses to a .281 (64x228) batting average...right-handed batters hit .291 (44x151), while lefties hit .260 (20x77).
- Selected by Chicago AL in the minor league phase of the Rule 5 draft.

2013:

- Split the year between short-season Tri-City (2 GS) and rookie-level Grand Junction (16 G, 10 GS)...combined to post a 3-7 record with a 7.39 ERA (55ERx67.0IP).
- Opened the year with Tri-City, making a pair of starts, taking two losses, and logging a 9.00 ERA (9ERx9.0IP) with 10 walks issued.
- Transferred to Grand Junction in late June and finished the year with the Rockies, going 3-5 with a 7.14 ERA (46ERx58.0IP).
- As a starter went 2-5 with a 7.69 ERA (41ERx48.1P)...posted a 1-0 record with a 4.50 ERA (5ERx10.0IP) as a reliever.
- Allowed a season-long opponent batting average of .309 (82x265)...right-handed batters hit .325 (55x169), while lefties hit .281 (27x96).

TAGO (CONTINUED)

2012:

- Pitched a full season for short-season Tri-City (14 GS), going 2-7 with a 5.47 ERA (44ERx72.1IP).
- Lost first three outings of the year, posting a 10.38 ERA (15ERx13.0IP) over that stretch.
- Named Northwest League Pitcher of the Week for July 16-23...went 1-1 over two starts with a 3.46 ERA (5ERx13.0IP).
- Held opposing hitters to a .249 (68x273) batting average...right-handed batters hit .259 (45x174), while lefties hit .232 (23x99).

2011:

- Began professional career with Single-A Asheville (19 GS)...went 3-5 with a 7.07 ERA (71ERx90.1IP).
- Made pro debut on May 20 against Lexington (7.0,4,2,2,1,5,HR)....earned first career win.
- Contributed four quality starts (6.0+ IP, three or fewer ER allowed).
- Pitched to a .267 (88x330) opponent batting average...right-handed batters hit .233 (45x193), while lefties hit .314 (43x137).

Personal:

- Peter Clem Tago.
- Wife, Lindsey...son, Kingston.
- Graduated from Dana Hills High School in Dana Point, CA in 2010...named California Powerade Player of the Year and High School All-American following senior season.
- Owner and operator of Optimum Peak Performance, a sports training facility in San Juan Capistrano, California.

TAGO'S CAREER PITCHING RECORD

Year	Team	LG	W-L	ERA	G	GS	CG	SHO	SV	IP	H	R	ER	HR	HB	BB	SO	WP	BK
2011	Asheville	SAL	3-5	7.07	19	19	0	0	0	90.1	88	74	71	10	11	72	58	16	1
2012	Tri-City	NOR	2-7	5.47	14	14	0	0	0	72.1	68	48	44	4	10	39	37	11	0
2013	Tri-City	NOR	0-2	9.00	2	2	0	0	0	9.0	5	11	9	0	2	10	6	6	0
	Grand Junc.	PIO	3-5	7.14	16	10	0	0	0	58.0	77	58	46	4	10	37	38	16	1
2014	Modesto	CAL	0-6	6.00	43	0	0	0	0	60.0	64	51	40	4	7	47	48	16	1
2015	Kannapolis	SAL	0-1	3.75	7	0	0	0	1	12.0	10	5	5	1	2	2	10	1	0
	Win.-Salem	CAR	2-0	2.80	23	0	0	0	8	35.1	33	11	11	1	2	18	47	6	0
	Birmingham	SOU	1-0	1.89	12	0	0	0	6	19.0	6	5	4	0	2	9	16	2	0
2016	Birmingham	SOU	6-4	4.37	38	0	0	0	7	59.2	47	32	29	3	7	33	78	9	1
Minor Lg Totals			17-30	5.61	174	45	0	0	22	415.2	398	295	259	27	53	267	338	83	4

FRONT
OFFICE

CHENEY
STADIUM

2017 TRIPLE-A
ALL-STAR GAME

COACHES/STAFF

2017
RAINERS

2016 SEASON
REVIEW

OPPONENTS

HISTORY &
RECORDS

MEDIA &
MISC.

127



DYLAN UNSWORTH

BORN: 09/23/1992 IN DURBAN, SOUTH AFRICA
RESIDES: CAPE TOWN, SOUTH AFRICA

RHP

ACQUIRED: SIGNED AS A NON-DRAFTED FREE AGENT ON SEPT. 15, 2009.

HEIGHT: 6' 1" **WEIGHT:** 190 **BATS:** RIGHT **THROWS:** RIGHT **AGE:** 24

AS OF OPENING DAY 2017

UNSWORTH'S CAREER SUMMARY

Single-Game

Career High...	IP	H	R	ER	HR	K	BB
	9.0	12	10	10	3	12	4 (2x)
	4/28/13	7/25/11	6/11/14	6/11/14	6/25/14	6/20/14	7/3/12

2016:

- Spent the year with Double-A Jackson (9 GS)...went 3-1 with a 1.16 ERA (6ERx46.2IP).
- Selected to Southern League Mid-Season All-Star team...named to World Team (South Africa) roster for 2016 MLB All-Star Future's Game...did not play in either contest due to an injury.
- Named Southern League Pitcher of the Week for May 2-8...worked 7.0 scoreless innings while allowing just two hits in a winning effort on May 5 against Jacksonville (7.0,2,0,0,1,3).
- Tossed a complete game shutout on May 15 at Mobile (7.0,2,0,0,0,6)...second complete game of career, first shutout.
- Placed on the Jackson disabled list twice, from May 21 – June 4 and June 8 – end of season with a left hamstring strain.
- Held opposing hitters to a .241 (42x174) batting average...right-handed batters hit .154 (12x78), while lefties hit .313 (30x96).

2015:

- Split the year between Advanced-A Bakersfield (11 G, 5 GS) and Double-A Jackson (13 GS)...combined to go 5-10 with a 3.95 ERA (47ERx107.0IP).
- Opened the season with Jackson and over three stints with the club posted a record of 4-7 with a 4.34 ERA (32ERx66.1IP).
- Earned a win in each of last two starts of the year, posting a 0.77 ERA (1ERx11.2IP) over those contests.
- Moved to Bakersfield on May 9 and made 11 appearances (5 GS) for the Blaze, going 1-3 with a 3.32 ERA (15ERx40.2IP).
- While with the Blaze, posted a 2.67 ERA (8ERx27.0IP) as a starter and a 4.61 ERA (7ERx13.2IP) in relief.
- Spent time on the 7-day disabled list from Aug. 4-13 with a right elbow strain.
- Limited opposing hitters to a .283 (118x417) batting average over time with Jackson and Bakersfield...right-handed batters hit .256 (55x215), while lefties hit .312 (63x202).

2014:

- Pitched a full season for Advanced-A High Desert (26 GS)...recorded a record of 6-9 with a 5.88 ERA (78ERx119.1IP) and 119 strikeouts.
- Ranked among California League leaders in fewest walks per 9.0 innings (first, 1.43), and K/9 rate (fourth, 8.97)...finished the year ranked third among Mariners farmhands with 119 strikeouts.
- Named California League Pitcher of the Week for June 16-23...made one start on June 20, holding Modesto scoreless on just three hits over 7.0 innings of work while striking out a career-high 12.
- Spent time on the High Desert 7-day disabled list twice...April 23-30 with a right forearm contusion...Aug. 12-24 with a right shoulder strain.
- Contributed six quality starts (6.0+ IP, three or fewer ER allowed).
- Held opposing hitters to a .309 (153x495) batting average...right-handed batters hit .312 (81x260), while lefties hit .306 (72x235).

2013:

- Registered time with rookie-level AZL Mariners (3 GS) and Single-A Clinton (11 GS)...combined to go 4-1 with a 2.50 ERA (20ERx72.0IP).
- Limited to just 11 starts with the LumberKings due to an injury...went 4-1 with a 2.32 ERA (17ERx66.0IP) for Clinton.
- Named to the Midwest League Mid-Season All-Star team...posted a 4-1 record with a 2.47 ERA (17ERx62.0IP) over the first half of the season...did not participate in the all-star game.
- Worked first career complete game on April 14 against Cedar Rapids (7.0,8,2,2,1,2).
- On the Clinton disabled list from June 8 – Aug. 29 with a right elbow strain.
- Made three rehab starts for AZL Mariners in August, going 0-0 with a 4.50 ERA (3ERx6.0IP).
- Limited opposing hitters to a .233 (62x266) batting average across the season...right-handed batters hit .220 (33x150), while lefties hit .274 (29x106).
- Participated in Mariners Instructional League.

UNSWORTH (CONTINUED)

2012:

- Made 14 starts over a full campaign with short-season Everett...went 7-2 with a 3.90 ERA (37ERx85.1IP).
- Led the Northwest League in innings pitched (85.1) while ranking third in wins (7) and fourth in strikeouts (67).
- Held opponent offenses to a .235 (76x323) batting average...right-handed batters hit .241 (45x187), while lefties hit .228 (31x136).
- Struck out a season-high nine batters on July 14 against Tri-City (6.0,5,2,2,0,9).
- Worked a 3-0 record with a 3.03 ERA (12ERx35.2IP) over six starts in July.
- Pitched for South Africa in World Baseball Classic qualifier.

2011:

- Pitched for rookie-level Pulaski Mariners (12 GS)...went 6-5 with a 5.16 ERA (35ERx61.0IP).
- Led the Pulaski Mariners with 6 wins on the season.
- Worked a 2-2 record with a 4.50 ERA (14ERx28.0IP) while on the road...went 4-3 with a 5.73 ERA (21ERx33.0IP) at home.
- Limited opposing hitters to a .294 (73x248) batting average...right-handed batters hit .299 (43x144), while lefties hit .288 (30x104).

2010:

- Began professional career with rookie-level AZL Mariners (11 G, 10 GS)...went 2-5 with a 3.93 ERA (22ERx50.1IP).
- Made pre debut in relief on June 24 at AZL Royals (4.0,5,2,2,0,5).
- Earned first career start on June 29 against AZL Padres (5.0,7,4,4,0,3)...took the loss.
- Locked down first career win on July 14 against AZL Reds (5.0,3,0,0,0,4).
- Allowed opposing batters to hit .340 (71x209)...right-handed batters hit .328 (43x131), while lefties hit .359 (28x78).

Personal:

- Dylan Chowles Unsworth.
- Attended Milnerton High School in South Africa.

UNSWORTH'S CAREER PITCHING RECORD

Year	Team	LG	W-L	ERA	G	GS	CG	SHO	SV	IP	H	R	ER	HR	HB	BB	SO	WP	BK
2010	AZL Mariners	AZL	2-5	3.93	11	10	0	0	0	50.1	71	27	22	1	1	1	44	2	0
2011	Pulaski	APP	6-5	5.16	12	12	0	0	0	61.0	73	37	35	7	1	10	46	0	1
2012	Everett	NOR	7-2	3.90	14	14	0	0	0	85.1	76	40	37	9	5	19	67	0	3
2013	AZL Mariners	AZL	0-0	4.50	3	3	0	0	0	6.0	4	3	3	1	1	0	10	0	0
	Clinton	MID	4-1	2.32	11	11	1	0	0	66.0	58	18	17	2	0	2	46	1	0
2014	High Desert	CAL	6-9	5.88	26	26	0	0	0	119.1	153	87	78	17	6	19	119	3	1
2015	Bakersfield	CAL	1-3	3.32	11	5	0	0	0	40.2	40	19	15	4	1	4	44	1	0
	Jackson	SOU	4-7	4.34	13	13	0	0	0	66.1	78	39	32	6	2	13	51	2	1
2016	Jackson	SOU	3-1	1.16	9	9	1	1	0	46.2	42	9	6	2	2	7	35	0	0
Minor Lg Totals			33-33	4.07	110	103	2	1	0	541.2	595	279	245	49	19	75	462	9	6

FRONT
OFFICE

CHENEY
STADIUM

2017 TRIPLE-A
ALL-STAR GAME

COACHES/STAFF

2017
RAINERS

2016 SEASON
REVIEW

OPPONENTS

HISTORY &
RECORDS

MEDIA &
MISC.

129



SEBASTIAN VALLE

BORN: 07/24/1990 IN LOS MOCHIS, MEXICO
RESIDES: LOS MOCHIS, MEXICO

C

ACQUIRED: SIGNED AS A MINOR LEAGUE FREE AGENT ON DEC. 1, 2016.

2017 World
Baseball Classic
Participant
MEXICO

HEIGHT: 6' 1" **WEIGHT:** 205 **BATS:** RIGHT **THROWS:** RIGHT **AGE:** 26

AS OF OPENING DAY 2017

VALLE'S CAREER SUMMARY

Single-Game

Career High...	R	H	2B	3B	HR	RBI	SB
	3 (3x)	4	2 (14x)	1 (13x)	2 (5x)	5 (5x)	1 (10x)
	8/1/08	6/2/11	5/13/16	8/22/13	7/22/13	5/9/14	6/9/15

2016:

- Saw time in 68 games with Double-A Trenton, hitting .202 (46x228) with 25 R, 11 2B, 4 HR, and 18 RBI...first and only season in the New York AL organization.
- Spent time on the 7-day disabled list from April 7-22 with a right oblique strain.
- Registered nine multi-hit contests, including two three-hit games...drove in multiple RBI four times.
- Hit .300 (18x60) against left-handed pitching, while hitting just .167 (28x168) against righties.
- Threw out 40.7% (35 SB, 24 CS) of would-be base stealers.

2015:

- Logged 70 games with Double-A Altoona in the Pittsburgh farm system...hit .279 (69x247) with 27 R, 21 2B, 4 HR, 26 RBI, and 1 SB.
- Posted 17 multi-hit games, including five three-hit performances.
- Drove in a season-high 4 RBI on July 4 at Harrisburg (2x4, 2 R, 2B, HR, 4 RBI).
- Opened the year hitting .361 (13x36) with 5 R, 1 2B, 1 HR, and 5 RBI over 11 games in April.
- Cut down 31.6% (67 SB, 31 CS) of attempted base stealers.
- Played in 37 games with Los Mochis of the Mexican Winter League.

2014:

- Notched time with Double-A Reading (37 G) and Triple-A Lehigh Valley (38 G)...combined to hit .238 (57x240) with 21 R, 11 2B, 5 HR, and 32 RBI.
- Opened the campaign with Reading, and over a trio of stints with the club hit .257 (29x113) with 4 R, 4 2B, 1 HR, and 10 RBI.
- Promoted to Lehigh Valley three times during the course of the year, putting together a .220 (28x127) batting average with 17 R, 7 2B, 4 HR, and 22 RBI.
- Combined to gun down 48.0% (26 SB, 24 CS) of attempted base stealers over time with the Fightin Phils and IronPigs.
- Played for Los Mochis in the Mexican Winter League...named a Caribbean Series All-Star.
- Signed with Pittsburgh as a minor league free agent following the season on Nov. 18.

2013:

- Spent the season with Double-A Reading (98 G)...hit .203 (72x354) with 38 R, 15 2B, 2 3B, 12 HR, 41 RBI, and 1 SB.
- Amassed 5 RBI on two separate occasions, tying a career-high single-game mark...July 18 at Portland (2x4, 2 R, 2 HR, 5 RBI)...July 30 against Erie (2x4, R, 3B, HR, 5 RBI).
- Logged two multi-HR games, July 18 and July 22...combined to tally 8 RBI over those two contests.
- Threw out 26.7% (88 SB, 32 CS) of would-be base stealers.
- Registered time in 46 games for Los Mochis in the Mexican Winter League.

2012:

- Saw time with Double-A Reading (83 G) and Triple-A Lehigh Valley (22 G), combining to hit .253 (98x388) with 38 R, 15 2B, 1 3B, 17 HR, and 58 RBI...set a career-high mark in home runs.
- Opened the year with Reading and hit .261 (81x310) with 31 R, 13 2B, 1 3B, 13 HR, and 45 RBI over 83 games.
- Named to Eastern League Mid-Season All-Star squad...hit .246 (60x244) with 9 HR and 33 RBI prior to the all-star break...started at catcher and went 0-for-1 for the East in the Eastern League All-Star Game.
- Promoted to Lehigh Valley on Aug. 1 and spent the remainder of the season with the IronPigs...hit .218 (17x78) with 7 R, 2 2B, 4 HR, and 13 RBI.
- Tabbed as the Best Defensive Catcher in the Philadelphia organization by Baseball America.
- Combined to throw out 26.2% (79 SB, 28 CS) of attempted base stealers during time with Reading and Lehigh Valley.

2011:

- Logged a full season with Advanced-A Clearwater (91 G)...hit .284 (99x348) with 34 R, 19 2B, 2 3B, 5 HR, and 40 RBI.

VALLE (CONTINUED)

2011 (continued):

- Named to Florida State League Mid- and Post-Season All-Star teams...did not participate in the all-star game.
- Played for the World team in the 2011 All-Star Futures Game, going 1-for-2 with 1 R, 1 2B, and 1 RBI.
- Caught all 23 innings in a 2-1 loss at Jupiter on May 23.
- Threw out 32.2% (80 SB, 38 CS) of would-be base stealers.
- Ranked as No. 3 prospect and Best Defensive Catcher in the Philadelphia organization by Baseball America following the season.

2010:

- Saw time in a career-high 117 games for Single-A Lakewood, hitting .255 (114x447) with 51 R, 28 2B, 1 3B, 16 HR, 74 RBI, and 3 SB...set career-best marks in runs, hits, doubles, and RBI.
- Named to South Atlantic League Post-Season All-Star team...selected to MiLB.com Organizational All-Star team...led the leagues catchers in games (101), total chances (938), and putouts (823).
- Hit three home runs in seven postseason games en route to winning a South Atlantic League Championship.
- Cut down 32.7% (111 SB, 54 CS) of attempted base stealers...ranked sixth best mark in the South Atlantic League.
- Played in 53 games for Los Mochis in the Mexican Winter League...named Mexican Pacific League Rookie of the Year.

2009:

- Split time between short-season Williamsport (50 G) and Single-A Lakewood (45 G)...combined to post a batting average of .269 (94x349) with 41 R, 27 2B, 6 3B, 7 HR, 55 RBI, and 1 SB...set a career-high mark in triples.
- Opened the year with Lakewood, hitting .223 (35x157) with 16 R, 12 2B, 1 3B, 1 HR, and 15 RBI over a pair of stints with the club.
- Transferred to Williamsport in June and logged 50 games with the Crosscutters, hitting .307 (59x192) with 25 R, 15 2B, 5 3B, 6 HR, and 40 RBI.
- Named to New York-Penn League Mid-Season All-Star team.
- Finished the season ranked third in the NYPL with a .531 slugging percentage.
- Combined to throw out 18.3% (85 SB, 19 CS) of would-be base stealers.
- Played in 52 games for Los Mochis of the Mexican Winter League.

2008:

- Hit .281 (47x167) across 48 games with rookie-level GCL Phillies, collecting 27 R, 15 2B, 2 HR, and 18 RBI.
- Threw out 24.4% (31 SB, 10 CS) of attempted base stealers.
- Logged time with Los Mochis in the Mexican Winter League.

2007:

- Started professional career with rookie-level DSL Phillies (54 G)...hit .284 (50x176) with 29 R, 13 2B, 1 3B, 2 HR, 25 RBI, and 4 SB.
- Went 3-for-5 with 1 2B and 1 RBI in pro debut on June 3 at DSL Seattle.
- Threw out 30.0% (28 SB, 12 CS) of base stealers.
- Played for Los Mochis in the Mexican Winter League.

Personal:

- Sebastian Valle (VAH-yeh).
- Daughter, Ivanna.
- Originally signed by Philadelphia as a non-drafted free agent on Oct. 10, 2006.
- Played for Mexico in the 2013 World Baseball Classic.
- Appeared in the 2011 All-Star Futures Game.

VALLE'S CAREER PLAYING RECORD

Year	Team	LG	AVG	G	AB	R	H	2B	3B	HR	RBI	BB	SO	SB	CS	OBP	SLG	SF	SAC	HP
2007	DSL Phillies	DSL	.284	54	176	29	50	13	1	2	25	29	26	4	4	.398	.403	1	3	5
2008	GCL Phillies	GCL	.281	48	167	27	47	15	0	2	18	12	31	0	0	.341	.407	2	0	4
2009	Williamsport	NYP	.307	50	192	25	59	15	5	6	40	10	41	0	0	.335	.531	4	0	0
	Lakewood	SAL	.223	45	157	16	35	12	1	1	15	16	37	1	2	.313	.331	1	0	5
2010	Lakewood	SAL	.255	117	447	51	114	28	1	16	74	27	101	3	2	.298	.430	6	2	3
2011	Clearwater	FSL	.284	91	348	34	99	19	2	5	40	13	84	0	0	.312	.394	2	0	2
2012	Reading	EAS	.261	83	310	31	81	13	1	13	45	11	83	0	2	.280	.435	7	1	0
	Lehigh Valley	INT	.218	22	78	7	17	2	0	4	13	2	31	0	1	.232	.397	2	0	0
2013	Reading	EAS	.203	98	354	38	72	15	2	12	41	19	88	1	1	.245	.359	2	3	1
2014	Reading	EAS	.257	37	113	4	29	4	0	1	10	5	19	0	0	.286	.319	1	1	0
	Lehigh Valley	INT	.220	38	127	17	28	7	0	4	22	4	33	0	0	.241	.370	2	2	0
2015	Altoona	EAS	.279	70	247	27	69	21	0	4	26	22	56	1	2	.341	.413	0	3	1
2016	Trenton	EAS	.202	68	228	25	46	11	0	4	18	13	72	0	0	.243	.303	2	1	0
Minor Lg Totals			.253	821	2944	331	746	175	13	74	387	183	702	10	14	.299	.397	32	16	21

FRONT
OFFICE

CHENEY
STADIUM

2017 TRIPLE-A
ALL-STAR GAME

COACHES/STAFF

2017
RAINIERS

2016 SEASON
REVIEW

OPPONENTS

HISTORY &
RECORDS

MEDIA &
MISC.



THYAGO VIEIRA

BORN: 01/07/1993 IN SAO PAULO, BRAZIL
RESIDES: TATUI, SAO PAULO, BRAZIL

RHP

ACQUIRED: SIGNED AS A NON-DRAFTED FREE AGENT ON SEPT. 21, 2010.

Baseball America
 prospect rankings:

CSG. 100
#14 NR

HEIGHT: 6' 2" **WEIGHT:** 210 **BATS:** RIGHT **THROWS:** RIGHT **AGE:** 24

AS OF OPENING DAY 2017

VIEIRA'S CAREER SUMMARY

Single-Game

Career High...	IP	H	R	ER	HR	K	BB
	6.2	10	8	8	1 (8x)	7	5 (3x)
	6/22/13	7/22/13	7/27/13	7/27/13	5/14/16	8/1/13	8/9/13

2016:

- Logged a full season with Advanced-A Bakersfield (34 G), going 1-0 with eight saves, a 2.84 ERA (14ERx44.1IP), and a career-best 53 strikeouts.
- Registered career-best marks in K/9 (10.8), BB/9 (3.7), fewest hit batters (2), and ERA (2.84).
- Converted 8-of-8 save opportunities with the Blaze, posting a 0.00 ERA (0ERx10.0IP) and allowing just five hits and one walk while striking out 15 in save opportunities.
- Played for the Peoria Javelinas in the Arizona Fall League, going 0-1 with a 3.38 ERA (2ERx5.1IP) and seven strikeouts over five games...fastball reported to touch 104mph during AFL play.
- Went 1-0 with eight saves and a 0.98 ERA (4ERx36.2IP) over final 28 games of the season...started out the year with an 11.74 ERA (10ERx7.2IP) over first six outings.
- Limited opposing batters to a .222 (37x167) batting average...right-handed batters hit .206 (20x97), while lefties hit .243 (17x70).

2015:

- Pitched in 22 games for Single-A Clinton, going 1-4 with a 6.97 ERA (24ERx31.0IP).
- Held opponents without an earned run in 12-of-22 appearances...allowed just one run five times, and allowed three or more runs five times.
- Owned an 0-4 record with a 10.47 ERA (19ERx16.1IP) at home, while going 1-0 with a 3.07 ERA (5ERx14.2IP) on the road.
- Allowed just one earned run over first five appearances of the year, going 1-0 with a 1.23 ERA (1ERx7.1IP) over that stretch.
- Held opposing hitters to a .287 (35x122) batting average...right-handed batters hit .311 (23x74), while lefties hit .250 (12x48).

2014:

- Limited to just 13 relief outings with Single-A Clinton...went 1-1 with a 5.23 ERA (12ERx20.2IP) and one save.
- One the disabled list from June 19 - Sept. 17 with a strained right elbow.
- Went 1-0 with one save and a 3.24 ERA (6ERx16.2IP) over 10 appearances in May.
- Limited opposing hitters to a .232 (16x69) batting average...right-handers hit .229 (11x48), while lefties hit .238 (5x21).

2013:

- Posted a 4-5 record with a 3.84 ERA (29ERx68.0IP) while spending a full year with short-season Everett (14 G, 13 GS)...set career-high marks in wins and innings pitched.
- Allowed just one earned run over first three starts of the season, going 2-0 with a 0.52 ERA (1ERx17.1IP) and eight strikeouts over that stretch.
- Owned a 3-2 record and 2.03 ERA (9ERx40.0IP) at home, while going 1-3 with a 6.43 ERA (20ERx28.0IP) on the road.
- Held opponent offenses to a .244 (60x246) batting average...right-handers hit .245 (34x139), while lefties hit .243 (26x107).
- Appeared in two games with Team Brazil in the World Baseball Classic.
- Participated in the Mariners Instructional League.

2012:

- Logged second full season with rookie-level VSL Mariners (13 GS)...posted a 3-5 record with a 6.05 ERA (37ERx55.0IP).
- Worked a season-high 6.0 innings twice, both quality starts (6.0+ IP, three or fewer ER allowed).
- Limited opposing hitters to a .310 (67x216) batting average...right-handers hit .243 (34x140), while lefties hit .434 (33x76).
- Participated in the Mariners Instructional League.

VIEIRA (CONTINUED)

2011:

- Began professional career with rookie-level VSL Mariners (12 G, 2 GS), going 2-0 with a 4.00 ERA (8ERx18.0IP).
- Made pro debut in relief on May 21 at VSL Detroit (1.0,1,1,1,2,2).
- Earned first career win on June 10 in relief against VSL Detroit (1.2,2,0,0,2,1).
- Logged first career start on June 22 against VSL Detroit (1.2,1,2,1,4,1).

Personal:

- Thyago (tea-AH-go) Vieira (vee-AIR-uh).
- Upon Major League debut, would become first-ever Brazilian-born player in Mariners history...entering 2017, only three Brazilian-born players have ever reached the Major Leagues: Yan Gomes (2012-current), Paulo Orlando (2015-current), and Andre Rienzo (2013-15).

VIEIRA'S CAREER PITCHING RECORD

Year	Team	LG	W-L	ERA	G	GS	CG	SHO	SV	IP	H	R	ER	HR	HB	BB	SO	WP	BK
2011	VSL Mariners	VSL	2-0	4.00	12	2	0	0	0	18.0	20	11	8	0	1	22	8	8	1
2012	VSL Mariners	VSL	3-5	6.05	13	13	0	0	0	55.0	67	40	37	2	12	17	35	12	0
2013	Everett	NOR	4-5	3.84	14	13	0	0	0	68.0	60	30	29	2	16	34	51	8	1
2014	Clinton	MID	1-1	5.23	13	0	0	0	1	20.2	16	12	12	1	2	14	23	4	0
2015	Clinton	MID	1-4	6.97	22	0	0	0	0	31.0	35	32	24	2	4	20	22	9	0
2016	Bakersfield	CAL	1-0	2.84	34	0	0	0	8	44.1	37	19	14	1	2	18	53	9	0
Minor Lg Totals			12-15	4.71	108	28	0	0	9	237.0	235	144	124	8	37	125	192	50	2

FRONT
OFFICE

CHENEY
STADIUM

2017 TRIPLE-A
ALL-STAR GAME

COACHES/STAFF

2017
RAINERS

2016 SEASON
REVIEW

OPPONENTS

HISTORY &
RECORDS

MEDIA &
MISC.



DANIEL VOGELBACH

INF

BORN: 12/17/1992 IN ORLANDO, FL
RESIDES: FORT MYERS, FL

ACQUIRED: IN A FOUR-PLAYER TRADE WITH CHICAGO NL ON JULY 20, 2016.

DRAFTED: SELECTED BY CHICAGO NL IN THE SECOND ROUND (68TH OVERALL) OF THE 2011 DRAFT.

Baseball America
 prospect rankings:

OSG. 100
#10 NR

HEIGHT: 6' 0" **WEIGHT:** 250 **BATS:** LEFT **THROWS:** RIGHT **AGE:** 24

AS OF OPENING DAY 2017

VOGELBACH'S CAREER SUMMARY

Single-Game

Career High...	R	H	2B	3B	HR	RBI	SB
	3 (6x)	4 (5x)	2 (8x)	1 (7x)	2 (4x)	5 (5x)	1 (12x)
	7/24/16	7/18/16	6/27/16	7/6/16	7/22/13	5/9/16	6/14/15

2016:

- Registered time with Triple-A Iowa (89 G), Tacoma (44 G), and Seattle (8 G)...combined to hit .287 (135x471) with 79 R, 25 2B, 2 3B, 23 HR, and 95 RBI...set career-best marks in games, runs, home runs, RBI, and walks (97).
- Finished the season ranked among the Pacific Coast League leaders in walks (first, 97), on-base percentage (second, .417), RBI (third, 96), and total bases (fifth, 232).
- Named to Pacific Coast League Mid- and Post-Season All-Star teams...started at first base and went 0-for-2 for the PCL in the 2016 Triple-A All-Star Game.
- Selected as a MiLB.com Organizational All-Star and Baseball America Triple-A All-Star following the season.
- Opened the year with Iowa, hitting .318 (97x305) with 53 R, 18 2B, 2 3B, 16 HR, and 64 RBI over 89 games with the Cubs.
- Named Pacific Coast League Player of the Week for May 9-15...played in seven games and hit .333 (8x24) with 6 R, 2 2B, 3 HR, 8 RBI, and 7 BB.
- Traded from Chicago NL to Seattle along with teammate Paul Blackburn (rhp) in exchange for Mike Montgomery (lhp) and Jordan Pries (rhp) on July 20 and reported to Tacoma.
- Played in 44 games for the Rainiers, hitting .240 (37x154) with 26 R, 7 2B, 7 HR, and 32 RBI.
- Hit a home run in his first at-bat with Tacoma on July 22 at Salt Lake...finished the night 3-for-3 with 1 R, 1 HR, 2 RBI, and 1 BB.
- Reached base safely in 30 consecutive games from Aug. 8 - Sept. 5 with Tacoma...hit .279 (29x104) with 19 R, 6 2B, 5 HR, 23 RBI, 33 BB, and a .453 on-base percentage over that streak...tied for sixth longest on-base streak in the league.
- Recalled by Seattle on Sept. 12 and made Major League debut on that same day at Los Angeles AL (0x1).
- Logged first ML hit, a single, on Sept. 13 at Los Angeles AL (1x4).

2015:

- Played the majority of the season with Double-A Tennessee (76 G), but also logged a brief rehab stint with rookie-level AZL Cubs (5 G)...combined to hit .279 (74x265) with 45 R, 18 2B, 1 3B, 7 HR, and 39 RBI.
- Named to Southern League Mid-Season All-Star team...hit .285 (53x186) with 34 R, 12 2B, 1 3B, 4 HR, and 31 RBI prior to the break...started at first base and went 1-for-4 with 1 R, 1 HR, 3 RBI, and 1 BB for the North team in the all-star game.
- Selected as Southern League Player of the Week in back-to-back weeks to open the season...April 9-19 hit .484 (15x31) with 3 R, 4 2B, 3 RBI, and 7 BB...April 20-26 hit .391 (9x23) with 8 R, 3 2B, 3 HR, 10 RBI, and 6 BB.
- Spent time on the disabled list twice...May 26 - June 9 with a right hamstring strain...July 4 - Aug. 20 with a right oblique strain.
- Over five rehab games with AZL Cubs in August hit .455 (5x11) with 4 R, 2 2B, and 6 BB.

2014:

- Spent an entire season with Advanced-A Daytona (132 G), hitting .268 (129x482) with 71 R, 28 2B, 1 3B, 16 HR, 76 RBI, and 4 SB...set a career-high mark in doubles.
- Named to MiLB.com Organizational All-Star team following the conclusion of the season.
- Reached base in 19 consecutive games from June 18 - July 9...hit .343 (24x70) with 10 R, 7 2B, 3 HR, 17 RBI, and 11 BB over that stretch.
- Posted a .294 (96x326) batting average against right-handed pitchers and hit just .212 (33x156) against lefties.
- Registered a .319 (30x94) batting average with 14 R, 10 2B, 4 HR, and 20 RBI through 26 games in June.
- Played in 17 games for Mesa Solar Sox in the Arizona Fall League, hitting .250 (14x56) with 3 2B, 7 RBI, and 11 BB.

2013:

- Split the year between Single-A Kane County (114 G) and Advanced-A Daytona (17 G)...combined to hit .284 (137x483) with 68 R, 23 2B, 19 HR, 76 RBI, and 5 SB...set a career-high mark in hits.
- Opened the year with Kane County and hit .284 (123x433) with 55 R, 21 2B, 17 HR, 71 RBI, and 4 SB over 114 games with the Cougars.

VOGELBACH (CONTINUED)

2013 (continued):

- Selected to Midwest League Mid-Season All-Star team...started at designated hitter and went 2-for-2 with 1 R, 1 2B, 1 RBI, and 1 BB for the West in the all-star game.
- Named Cubs Minor League Player of the Month for July after hitting .330 (31x94) with 15 R, 4 2B, 4 HR, and 19 RBI over 27 games.
- Promoted to Daytona on Aug. 13 and spent the final 17 games of the season with the Cubs, hitting .280 (14x50) with 13 R, 2 2B, 2 HR, and 5 RBI.
- In first career Advanced-A game went 2-for-3 with 2 R, 1 HR, and 2 RBI.

2012:

- Saw time with rookie-level AZL Cubs (24 G) and short-season Boise (37 G), hitting a combined .322 (79x245) with 39 R, 21 2B, 3 3B, 17 HR, and 62 RBI.
- Spent just over a month with AZL Cubs to open the year, hitting .324 (33x102) with 16 R, 12 2B, 2 3B, 7 HR, and 31 RBI.
- Named to Arizona League Post-Season All-Star team.
- Promoted to Boise on July 24 and logged time in 37 games with the Hawks to close out sophomore campaign...hit .322 (46x143) with 23 R, 9 2B, 1 3B, 10 HR, and 31 RBI.
- Selected as a Topps Short-Season/Rookie All-Star team with Boise.
- Hit a home run in five straight games from Aug. 5-10...hit .381 (8x21) with 7 HR and 11 RBI during that stretch.

2011:

- Began professional career with rookie-level AZL Cubs (6 G), hitting .292 (7x24) with 4 R, 3 2B, 1 HR, and 6 RBI.
- Made pro debut on Aug. 22 against AZL Diamondbacks (1x4).
- Hit first career home run on Aug. 25 against AZL Giants (3x5, 2 R, 2B, HR, 3 RBI).

Personal:

- Daniel Vogelbach (VOE-gull-back).
- Graduated from Bishop Verot High School in Fort Myers, FL...led school to the Florida 3A Baseball State Championship in 2011.

VOGELBACH'S CAREER PLAYING RECORD

Year	Team	LG	AVG	G	AB	R	H	2B	3B	HR	RBI	BB	SO	SB	CS	OBP	SLG	SF	SAC	HP
2011	AZL Cubs	AZL	.292	6	24	4	7	3	0	1	6	2	2	1	0	.370	.542	0	0	1
2012	AZL Cubs	AZL	.324	24	102	16	33	12	2	7	31	12	14	1	0	.391	.686	1	0	0
	Boise	NOR	.322	37	143	23	46	9	1	10	31	23	34	0	1	.423	.608	0	0	2
2013	Kane County	MID	.284	114	433	55	123	21	0	17	71	57	76	4	4	.364	.450	8	0	2
	Daytona	FSL	.280	17	50	13	14	2	0	2	5	16	13	1	0	.455	.440	0	0	0
2014	Daytona	FSL	.268	132	482	71	129	28	1	16	76	66	91	4	4	.357	.429	7	0	5
2015	AZL Cubs	AZL	.455	5	11	4	5	2	0	0	6	1	0	0	0	.647	.636	0	0	0
	Tennessee	SOU	.272	76	254	41	69	16	1	7	39	57	61	1	1	.403	.425	2	0	0
2016	Iowa	PCL	.318	89	305	53	97	18	2	16	64	55	67	0	0	.425	.548	2	0	3
	Tacoma	PCL	.240	44	154	26	37	7	0	7	32	42	34	0	0	.404	.422	1	0	1
	SEATTLE	AL	.083	8	12	0	1	0	0	0	0	1	6	0	0	.154	.083	0	0	0
Minor Lg Totals			.286	544	1958	306	560	118	7	83	355	336	393	12	10	.391	.481	21	0	14
Major Lg Totals			.083	8	12	0	1	0	0	0	0	1	6	0	0	.154	.083	0	0	0



Daniel Vogelbach was named to the 2016 PCL Mid- and Postseason All-Star teams after ranking among the league's top five players in walks (97), on-base percentage (.417), RBI (96), and total bases (232).

FRONT
OFFICE

CHENEY
STADIUM

2017 TRIPLE-A
ALL-STAR GAME

COACHES/STAFF

2017
RAINIERS

2016 SEASON
REVIEW

OPPONENTS

HISTORY &
RECORDS

MEDIA &
MISC.



KYLE WALDROP

OF

BORN: 11/26/1991 IN FORT MYERS, FL
RESIDES: FORT MYERS, FL

ACQUIRED: SIGNED AS A MINOR LEAGUE FREE AGENT ON DEC. 20, 2016.

DRAFTED: SELECTED BY CINCINNATI IN THE 12TH ROUND OF THE 2010 DRAFT.

HEIGHT: 6' 2" **WEIGHT:** 216 **BATS:** LEFT **THROWS:** LEFT **AGE:** 25

AS OF OPENING DAY 2017

WALDROP'S CAREER SUMMARY

Single-Game

Career High...	R	H	2B	3B	HR	RBI	SB
	3 (7x)	4 (6x)	2 (13x)	1 (26x)	2 (2x)	5	2
	7/4/16	8/24/14	8/2/16	6/2/15	8/19/14	7/4/16	8/29/13

2016:

- Spent majority of the season with Triple-A Louisville (96 G), while also seeing time with Cincinnati (15 G)...combined to hit .251 (87x347) with 38 R, 22 2B, 5 HR, 21 RBI, and 4 SB.
- Started the season with Louisville, and over six stints with the club hit .252 (82x325) with 37 R, 21 2B, 5 HR, 27 RBI, and 4 SB.
- Recorded 24 multi-hit games, including a trio of three-hit games...swatted two doubles in four separate contests.
- Drove in a career-high 5 RBI on July 4 at Indianapolis (2x4, 3 R, 2B, HR, 5 RBI, BB).
- Recalled by Cincinnati on May 8 and logged five stints with the Reds over the course of the season, hitting .227 (5x22) with 1 R, 1 2B, and 1 RBI over 15 games.
- Recorded first Major League hit on June 4 against Washington, a single off Blake Treinen.

2015:

- Saw time with Double-A Pensacola (67 G), Triple-A Louisville (55 G), and Cincinnati (1 G)...combined to hit .234 (105x448) with 29 R, 19 2B, 3 3B, 7 HR, 44 RBI, and 2 SB.
- Began the year with Pensacola, hitting .277 (67x242) with 21 R, 13 2B, 3 3B, 6 HR, 31 RBI, and 2 SB over 67 games.
- Named to Southern League Mid-Season All-Star team...started in right field for the South and went 1-for-4, only hit being a double...also participated in the Southern League Home Run Derby.
- Started in right field for Team USA in the MLB All-Star Futures Game...went 1-for-4 with 1 R.
- Promoted to Louisville on June 24 and played in 55 games for the Bats over two stints with the club, hitting .185 (38x205) with 8 R, 6 2B, 1 HR, and 13 RBI.
- Recalled by Cincinnati on July 31 and made Major League debut as pinch hitting on Aug. 2 against Pittsburgh.

2014:

- Split the season between Advanced-A Bakersfield (65 G) and Double-A Pensacola (66 G)...combined to hit .338 (165x488) with 81 R, 37 2B, 4 3B, 14 HR, 67 RBI, and 14 SB...set career-high marks in games, runs, doubles, and RBI.
- Kicked off the year with Bakersfield, hitting .359 (92x256) with 54 R, 20 2B, 1 3B, 6 HR, 32 RBI, and 11 SB.
- Named to the California League Mid-Season All-Star team...started in left field and went 2-for-3 with 1 R, HR, and 3 RBI to earn Top Star honors...drove in all three of the California League's runs in a 3-2 victory.
- Recorded a 16-game hitting streak from May 25 - June 13...hit .435 (30x69) with 20 R, 7 2B, 1 3B, 2 HR, and 7 RBI during the streak...tied for fourth longest streak in the California League.
- Promoted to Pensacola on June 18 and spent the final 66 games of the year with the Blue Wahoos, hitting .315 (73x232) with 27 R, 17 2B, 3 3B, 8 HR, 35 RBI, and 3 SB.
- Selected as Southern League Player of the Week for Aug. 18-25...hit .500 (17x34) with 7 R, 4 2B, 1 3B, 2 HR, and 12 RBI during the week.
- Named a MiLB.com Organizational All-Star following the season.

2013:

- Spent a full season with Advanced-A Bakersfield (129 G)...hit .258 (130x504) with 66 R, 32 2B, 4 3B, 21 HR, 54 RBI, and 20 SB...set career-high marks in home runs and stolen bases.
- Finished the year ranked second among Reds farmhands with 21 home runs.
- Recorded a season-best 14-game hitting streak from July 26 - Aug. 10...hit .370 (20x54) with 11 R, 4 2B, 6 HR, and 14 RBI during that stretch.
- Posted 32 multi-hit games, including five three-hit games and a season-best five-hit performance on Aug. 14 against Visalia (4x4, 2 R, 2B, HR, RBI).
- Hit .308 (32x104) with 15 R, 9 2B, 3 3B, 4 HR, and 7 RBI through 27 games in July.

2012:

- Hit .284 (118x416) over 117 games in a full season with Single-A Dayton, accumulating 59 R, 21 2B, 6 3B, 8 HR, 50 RBI, and 10 SB along the way.

WALDROP (CONTINUED)

2012 (continued):

- Named Midwest League Player of the Week for May 21-29...hit .370 (10x27) with 4 R, 2 HR, and 7 RBI over the week.
- Hit .299 (98x328) with 46 R, 17 2B, 6 3B, 7 HR, and 41 RBI against right-handed pitchers, while hitting .227 (20x88) with 13 R, 4 2B, 1 HR, and 9 RBI against lefties.

2011:

- Saw time in 68 games with rookie-level Billings...hit .273 (76x278) with 38 R, 22 2B, 9 3B, 5 HR, 29 RBI, and 4 SB...set a career-high mark in triples.
- Owned 21 multi-hit performances, including a trio of three-hit games and one four-hit contest.
- Finished the year ranked first on the Mustangs in games (68), hits (76), doubles (22), and triples (9).

2010:

- Began professional career with rookie-level AZL Reds (7 G), hitting .214 (6x28) with 1 R, 1 2B, and 1 RBI.
- Made pro debut as a pinch runner on Aug. 13 at AZL Royals (0x0).
- Logged first career hit on Aug. 15 at AZL Dodgers (2x5).

Personal:

- Kyle Michael Waldrop.
- Graduated from Riverdale High School in Forsyth, FL in 2010.

WALDROP'S CAREER PLAYING RECORD

Year	Team	LG	AVG	G	AB	R	H	2B	3B	HR	RBI	BB	SO	SB	CS	OBP	SLG	SF	SAC	HP
2010	AZL Reds	AZL	.214	7	28	1	6	1	0	0	1	1	9	0	0	.241	.250	0	0	0
2011	Billings	PIO	.273	68	278	38	76	22	9	5	29	10	65	4	4	.305	.471	1	1	3
2012	Dayton	MID	.284	117	416	59	118	21	6	8	50	38	77	10	6	.346	.421	4	7	4
2013	Bakersfield	CAL	.258	129	504	66	130	32	4	21	54	32	121	20	8	.304	.462	2	0	2
2014	Bakersfield	CAL	.359	65	256	54	92	20	1	6	32	22	56	11	2	.409	.516	5	2	3
	Pensacola	SOU	.315	66	232	27	73	17	3	8	35	17	44	3	4	.359	.517	2	1	0
2015	Pensacola	SOU	.277	67	242	21	67	13	3	6	31	12	61	2	2	.313	.430	3	0	2
	CINCINNATI	NL	.000	1	1	0	0	0	0	0	0	0	1	0	0	.000	.000	0	0	0
	Louisville	INT	.185	55	205	8	38	6	0	1	13	7	54	0	1	.211	.229	1	0	0
2016	CINCINNATI	NL	.227	15	22	1	5	1	0	0	1	1	5	0	1	.261	.273	0	0	0
	Louisville	INT	.252	96	325	37	82	21	0	5	27	20	58	4	2	.300	.363	4	0	4
Minor Lg Totals			.274	670	2486	311	682	153	26	60	272	159	545	54	29	.320	.429	22	11	18
Major Lg Totals			.217	16	23	1	5	1	0	0	1	1	6	0	1	.250	.261	0	0	0

FRONT
OFFICE

CHENEY
STADIUM

2017 TRIPLE-A
ALL-STAR GAME

COACHES/STAFF

2017
RAINIERS

2016 SEASON
REVIEW

OPPONENTS

HISTORY &
RECORDS

MEDIA &
MISC.

137



RYAN WEBER

RHP

BORN: 08/12/1990 IN ST. PETERSBURG, FL
RESIDES: ST. PETERSBURG, FL

ACQUIRED: CLAIMED OFF WAIVERS FROM ATLANTA ON NOV. 2, 2016.

DRAFTED: SELECTED BY ATLANTA IN THE 22ND ROUND OF THE 2009 DRAFT.

HEIGHT: 6' 1" **WEIGHT:** 180 **BATS:** RIGHT **THROWS:** RIGHT **AGE:** 26

AS OF OPENING DAY 2017

WEBER'S CAREER SUMMARY

Single-Game

Career High...	IP	H	R	ER	HR	K	BB
	8.0 (2x)	13	10 (2x)	10 (2x)	3	10	5
	7/2/14	7/13/14	7/8/12	7/8/12	7/17/10	10/1/15	8/24/10

2016:

- Split time between Triple-A Gwinnett (26 G, 5 GS) and Atlanta (16 G, 2 GS)...combined to go 3-4 with one save and a 3.75 ERA (41ERx98.1IP).
- Opened the campaign with Gwinnett, and over five separate stints with the club went 2-3 with one save and a 2.76 ERA (19ERx62.0IP).
- Owned a 1-2 record and a 2.55 ERA (12ERx42.1IP) as a reliever, while going 1-1 with a 3.20 ERA (7ERx19.2IP) across five starts.
- Registered a 4.0 inning save on Aug. 5 at Durham (4.0,1,0,0,0,4).
- Recalled by Atlanta on April 18 and logged five stints with the Braves, going a combined 1-1 with a 5.45 ERA (22ERx36.1IP).
- Made two starts for Atlanta, going 0-1 with a 9.00 ERA (8ERx8.0IP)...posted a 1-0 record with a 4.45 ERA (14ERx28.1IP) as a reliever.
- Combined to hold opposing hitters to a .282 (111x394) batting average...right-handed batters hit .271 (59x218), while lefties hit .295 (52x176).

2015:

- Posted time with Double-A Mississippi (11 G, 3 GS), Triple-A Gwinnett (27 G, 6 GS), and Atlanta (5 GS)...combined to go 6-8 with four saves and a 2.88 ERA (41ERx128.0IP).
- Kicked off the year with Mississippi, ultimately logging two stints with the team and combining to go 0-2 with one save and a 2.73 ERA (8ERx26.1IP).
- Primarily pitched out of the bullpen, but also made three starts for Mississippi and went 0-1 with a 1.64 ERA (2ERx11.0IP) as a starter.
- Earned first of two promotions to Gwinnett on May 17 and combined to go 6-3 with three saves and a 2.21 ERA (18ERx73.1IP) over 27 games (6 GS).
- Allowed just one earned run over first nine appearances with Gwinnett, going 2-0 with one save and a 0.46 ERA (1ERx19.2IP) over that stretch.
- Owned a 2-0 record with a 0.78 ERA (3ERx34.2IP) at home with Gwinnett, while going 4-3 with three saves and a 3.49 ERA (15ERx38.2IP) on the road.
- Selected by Atlanta on Sept. 8 and made Major League debut that same day in a start at Philadelphia (6.0,4,2,2,1,2)...took the loss.
- Made five starts for the Braves, going 0-3 with a 4.76 ERA (15ERx28.1IP) to close out the season.
- Struck out a career-high 10 batters on final outing of the year Oct. 1 against Washington (7.0,5,1,1,0,10,HR).
- Limited opposing hitters to a combined .232 (108x465) batting average over time with all three clubs...right-handed batters hit .232 (60x259), while lefties hit .233 (48x206).

2014:

- Logged a full season with Double-A Mississippi (32 G, 13 GS)...went 5-6 with a 4.53 ERA (51ERx101.1IP).
- Owned a 2-0 record with a 2.11 ERA (10ERx42.2IP) as a reliever, while going 3-6 with a 6.29 ERA (41ERx58.2IP) as a starter.
- Worked a 4-2 record and 2.84 ERA (20ERx63.1IP) at home with Mississippi, while going 1-4 with a 7.34 ERA (31ERx38.0IP) on the road.
- Logged four starts of 6.0 or more innings, all of which were quality starts (6.0+ IP, three or fewer ER allowed).
- Worked a season-high 8.0 innings in a start on July 2 against Huntsville (8.0,3,1,1,1,0)...earned the win.
- Held opposing offenses to a .317 (129x407) batting average...right-handed batters hit .299 (80x268), while lefties hit .353 (49x139).
- Placed on the disabled list on Aug. 18 with a right elbow strain, ending the season.

2013:

- Spent most of the year with Advanced-A Lynchburg (22 G, 15 GS), while also logging a rehab stint with rookie-level GCL Braves (2 G, 1 GS)...combined to go 6-6 with a 4.10 ERA (44ERx96.2IP).
- Logged 22 games and 15 starts with Lynchburg over two stints with the club, going 6-5 with a 3.84 ERA (40ERx93.2IP).

WEBER (CONTINUED)

2013 (continued):

- As a reliever with Lynchburg went 1-0 with a 0.71 ERA (1ERx12.2IP)...posted a 5-5 record and a 4.33 ERA (39ERx81.0IP) from the starting rotation.
- Posted first and only career complete game on June 14 start at Salem (6.0,7,4,4,1,6,HR).
- Made two trips to the disabled list, April 25 – May 9 and July 11 – Aug. 14.
- Over a two-game (1 GS) rehab stint with GCL Braves, went 0-1 with a 12.00 ERA (4ERx3.0IP).
- Combined to hold opposing hitters to a .255 (95x372) batting average...right-handed batters hit .251 (43x171), while lefties hit .259 (52x201).

2012:

- Split the season between time with Single-A Rome (16 G, 11 GS) and Advanced-A Lynchburg (19 G, 5 GS)...combined to own a 7-9 record with two saves and a 4.91 ERA (64ERx117.1IP).
- Opened the year with Rome, going 5-5 with a 5.88 ERA (47ERx72.0IP) over a pair of stints with the club.
- Named Rome Braves Pitcher of the Month for June...went 3-2 with a 3.41 ERA (11ERx29.0IP) over five starts.
- Promoted to Lynchburg twice over the course of the season, putting together a combined 2-4 record with a 3.38 ERA (17ERx45.1IP).
- Held opposing hitters to a .287 (136x474) batting average over time with Rome and Lynchburg...right-handed batters hit .277 (79x285), while lefties hit .302 (57x189).

2011:

- Worked majority of the season with Single-A Rome (13 G, 6 GS), in addition to a brief stint with Advanced-A Lynchburg (2 G)...combined to go 2-0 with two saves and a 2.72 ERA (15ERx49.2IP).
- Moved to the disabled list with a strained right elbow twice, June 6 – July 8 and July 23 – end of season.
- Opened the year with Rome and logged three stints with the club, going 2-0 with a 2.68 ERA (13ERx43.2IP) over 13 games (6 GS).
- Went 0-2 with a 2.04 ERA (4ERx17.2IP) out of the Rome bullpen, while going 2-0 with a 3.12 ERA (9ERx26.0IP) as a starter.
- Briefly promoted to Lynchburg in late April, earning a 3.00 ERA (2ERx6.0IP) over a pair of relief outings.
- Limited opposing hitters to a .227 (42x185) batting average...right-handed (27x119) and left-handed (15x66) batters both hit .227.

2010:

- Pitched for rookie-level Danville (8 G, 6 GS), and Single-A Rome (18 G, 6 GS)...combined to go 5-7 with a 4.17 ERA (47ERx101.1IP).
- While with Danville, posted a 3-2 record with a 2.81 ERA (13ERx41.2IP).
- Worked a 2-5 record and a 5.13 ERA (34ERx59.2IP) over extended time with Rome.
- Spent time on the Rome 7-day disabled list from May 5-15.
- Earned first career professional win on June 23 start at Princeton (6.0,4,0,0,1,6).
- Held opposing hitters to a combined .273 (106x388) batting average...right-handed batters hit .245 (53x216), while lefties hit .308 (53x172).

2009:

- Began professional career with rookie-level GCL Braves (7 G)...did not factor into a decision and earned two saves with a 1.74 ERA (2ERx10.1IP).
- Made pro debut on Aug. 3 in relief against GCL Pirates (2.1,1,0,0,0,4).
- Notched first career pro save on Aug. 19 at GCL Yankees (1.0,0,0,0,0,0).

Personal:

- James Ryan Weber.
- Graduated from Clearwater Central Catholic (FL) High School.
- Attended St. Petersburg College for one year.
- Father, Donn...mother, Mary.

WEBER'S CAREER PITCHING RECORD

Year	Team	LG	W-L	ERA	G	GS	CG	SHO	SV	IP	H	R	ER	HR	HB	BB	SO	WP	BK
2009	GCL Braves	GCL	0-0	1.74	7	0	0	0	2	10.1	8	2	2	0	0	0	13	0	0
2010	Danville	APP	3-2	2.81	8	6	0	0	0	41.2	32	14	13	4	3	3	36	1	0
	Rome	SAL	2-5	5.13	18	6	0	0	0	59.2	74	45	34	5	2	14	39	2	0
2011	Lynchburg	CAR	0-0	3.00	2	0	0	0	0	6.0	6	2	2	0	0	3	3	0	0
	Rome	SAL	2-0	2.68	13	6	0	0	2	43.2	36	15	13	2	4	8	32	1	2
2012	Rome	SAL	5-5	5.88	16	11	0	0	0	72.0	86	52	47	4	4	16	54	0	0
	Lynchburg	CAR	2-4	3.38	19	5	0	0	2	45.1	50	20	17	1	3	7	40	1	0
2013	GCL Braves	GCL	1-1	12.00	2	1	0	0	0	3.0	5	4	4	1	0	0	2	1	0
	Lynchburg	CAR	6-5	3.84	22	15	1	0	0	93.2	90	50	40	6	11	15	81	0	0
2014	Mississippi	SOU	5-6	4.53	32	13	0	0	0	101.1	129	59	51	7	1	16	62	1	2
2015	Mississippi	SOU	0-2	2.73	11	3	0	0	1	26.1	23	8	8	1	0	1	24	0	0
	Gwinnett	INT	6-3	2.21	27	6	0	0	3	73.1	60	18	18	7	3	9	35	2	0
	ATLANTA	NL	0-3	4.76	5	5	0	0	0	28.1	25	15	15	3	2	6	19	0	0
2016	Gwinnett	INT	2-3	2.76	26	5	0	0	1	62.0	65	21	19	1	4	14	41	4	0
	ATLANTA	NL	1-1	5.45	16	2	0	0	0	36.1	46	22	22	7	2	5	23	1	0
Minor Lg Totals			33-36	3.78	203	77	1	0	11	638.1	664	310	268	39	35	106	462	13	4
Major Lg Totals			1-4	5.15	21	7	0	0	0	64.2	71	37	37	10	4	11	42	1	0

FRONT
OFFICE

CHENEY
STADIUM

2017 TRIPLE-A
ALL-STAR GAME

COACHES/STAFF

2017
RAINIERS

2016 SEASON
REVIEW

OPPONENTS

HISTORY &
RECORDS

MEDIA &
MISC.



ROB WHALEN

RHP

BORN: 01/31/1994 IN STROUDSBURG, PA
RESIDES: KISSIMMEE, FL

ACQUIRED: IN A FOUR-PLAYER TRADE WITH ATLANTA ON NOV. 28, 2016.

DRAFTED: SELECTED BY NEW YORK NL IN THE 12TH ROUND OF THE 2012 DRAFT

Baseball America
prospect rankings:

CSG. #17
ICE 100 NR

HEIGHT:
6' 2"

WEIGHT:
225

BATS:
RIGHT

THROWS:
RIGHT

AGE:
23

AS OF OPENING DAY 2017

WHALEN'S CAREER SUMMARY

Single-Game

Career High...	IP	H	R	ER	HR	K	BB
	7.2 (2x)	8 (5x)	6 (2x)	6	2	10	5 (2x)
	7/22/16	7/11/16	8/13/16	8/13/16	8/13/16	7/23/13	4/20/16

2016:

- Registered time with Double-A Mississippi (18 GS), Triple-A Gwinnett (3 GS), and Atlanta (5 GS)...combined to go 8-8 with a 3.11 ERA (50ERx144.2IP).
- Opened the season with Mississippi, posting a 7-5 record with a 2.49 ERA (28ERx101.1IP) over 18 starts with the club.
- Went 2-1 with a 1.41 ERA (5ERx32.0IP) over five starts in the month of June.
- After the conclusion of the season, named Mississippi Braves Pitcher of the Year.
- Promoted to Gwinnett on July 14 and made three starts, going 0-1 with a 1.93 ERA (4ERx18.2IP).
- Selected by Atlanta on Aug. 3 and made Major League debut that same day, starting against Pittsburgh (5.0,4,4,4,4,5,HR) and earning first career ML win.
- Over five starts with the Braves, went 1-2 with a 6.57 ERA (18ERx24.2IP).
- Combined to hold opposing batters to a .224 (119x531) batting average over the course of the season...right-handed batters hit .220 (60x273), while lefties hit .229 (59x258).
- Placed on 15-day disabled list with right shoulder fatigue on Aug. 25 and transferred to 60-day disabled list on Sept. 17, ending season.
- Traded from Atlanta to Seattle along with teammate Max Povse (rhp) in exchange for Alex Jackson (of) and a player to be named later (Tyler Pike, lhp) on Nov. 28, 2016.

2015:

- Split the season between two organizations, Advanced-A St. Lucie (15 G, 14 GS) with New York NL and Advanced-A Carolina (3 GS) with Atlanta...combined to go 5-7 with a 3.35 ERA (36ERx96.2IP).
- Began the season with St. Lucie, going 4-5 with a 3.36 ERA (31ERx83.0IP) over 15 games (14 GS).
- Made fourth career relief appearance on June 18 at Clearwater (4.2,4,3,3,4,5,HR)...took the loss.
- Spent time on the 7-day disabled list from July 2-17.
- Traded from New York NL to Atlanta along with teammate John Gant (rhp) in exchange for Juan Uribe (inf), Kelly Johnson (of), and cash on July 24, 2015.
- Made three starts with Carolina following the trade, going 1-2 with a 3.29 ERA (5ERx13.2IP).
- Placed on the disabled list again on Aug. 11 and missed the remainder of the season following bilateral patella tendon repair surgery...performance by Dr. Marvin Royster on Aug. 17 in Atlanta, GA.
- Limited opposing offenses to a .226 (83x368) batting average...right-handed batters hit .249 (48x193), while lefties hit .208 (35x168).

2014:

- Pitched for rookie-level GCL Mets (3 G, 2 GS) and Single-A Savannah (11 G, 10 GS)...combined to go 9-2 with a 1.94 ERA (15ERx69.2IP).
- Began the year with Savannah, going 9-1 with a 2.01 ERA (14ERx62.2IP) over 11 games (10 GS) with the Sand Gnats.
- Finished the year ranked third on the Sand Gnats with nine wins.
- Logged time on the 7-day disabled list from May 3 - July 21 with a right hand infection.
- Made three rehab appearances (two starts) with the GCL Mets, going 0-1 with a 1.29 ERA (1ERx7.0IP).
- Combined to hold opposing hitters to a .189 (48x254) batting average...right-handed batters hit .151 (23x152), while lefties hit .238 (25x102).
- Played in the Arizona Fall League.

2013:

- Logged a full season with rookie-level Kingsport (12 GS)...owned a 3-2 record and 1.87 ERA (15ERx72.1IP).
- Finished the year leading the Appalachian League in innings pitched (72.1) and opponent batting average (.187), while ranking second in WHIP (0.93), strikeouts (76), and ERA (1.87)...ranked among league leading qualified starting pitchers (min. 0.8 IP/league games) in lowest batting average (first, .187), fewest baserunners per 9 IP ratio (second, 9.21), and K/9 (fifth, 9.46).
- Allowed just two earned runs over first six starts of the season, going 1-1 with a 0.68 ERA (2ERx26.2IP) over that stretch.

WHALEN (CONTINUED)

2013 (continued):

- Pitched 6.0+ innings on eight separate occasions, seven of which were quality starts (6.0+ IP, three or fewer ER allowed).
- Tossed a season-high 7.1 innings on July 23 against Elizabethton (7.1,6,3,3,0,10).
- Limited opposing hitters to a .187 (50x268) batting average...right-handed batters hit .157 (24x153), while lefties hit .226 (26x115).

2012:

- Opened professional career with rookie-level Kingsport (1 G).
- Pitched in just one game, making pro debut on Aug. 25 at Bluefield (1.0,1,1,0,0,1).

Personal:

- Robert D. Whalen (WAY-len).
- Graduated from Haines City (FL) High School.
- Had committed to play baseball at Florida Atlantic University before being drafted and signing out of high school.

WHALEN'S CAREER PITCHING RECORD

Year	Team	LG	W-L	ERA	G	GS	CG	SHO	SV	IP	H	R	ER	HR	HB	BB	SO	WP	BK
2012	Kingsport	APP	0-0	0.00	1	0	0	0	0	1.0	1	1	0	0	0	0	1	0	0
2013	Kingsport	APP	3-2	1.87	12	12	0	0	0	72.1	50	26	15	1	7	17	76	4	0
2014	GCL Mets	GCL	0-1	1.29	3	2	0	0	0	7.0	4	1	1	0	0	2	10	1	0
	Savannah	SAL	9-1	2.01	11	10	0	0	0	62.2	44	18	14	2	5	19	53	7	0
2015	St. Lucie	FSL	4-5	3.36	15	14	0	0	0	83.0	72	39	31	4	8	34	61	11	0
	Carolina	CAR	1-2	3.29	3	3	0	0	0	13.2	11	6	5	2	0	4	7	0	0
2016	Mississippi	SOU	7-5	2.49	18	18	0	0	0	101.1	87	35	28	4	4	37	94	2	0
	Gwinnett	INT	0-1	1.93	3	3	0	0	0	18.2	12	4	4	0	1	7	18	1	0
	ATLANTA	NL	1-2	6.57	5	5	0	0	0	24.2	20	20	18	4	3	12	25	1	0
Minor Lg Totals			24-17	2.45	66	62	0	0	0	359.2	281	130	98	13	25	120	320	26	0
Major Lg Totals			1-2	6.57	5	5	0	0	0	24.2	20	20	18	4	3	12	25	1	0

FRONT
OFFICE

CHENEY
STADIUM

2017 TRIPLE-A
ALL-STAR GAME

COACHES/STAFF

2017
RAINIERS

2016 SEASON
REVIEW

OPPONENTS

HISTORY &
RECORDS

MEDIA &
MISC.

141



Baseball America
prospect rankings:

OSG. 100
#19 NR

TONY ZYCH

RHP

BORN: 08/07/1990 IN HAZEL CREST, IL
RESIDES: MONEE, IL

ACQUIRED: IN A TRADE WITH CHICAGO (NL) IN EXCHANGE FOR CASH CONSIDERATIONS ON APRIL 2, 2015.

DRAFTED: SELECTED BY CHICAGO IN THE FOURTH ROUND OF THE 2011 DRAFT.

HEIGHT: 6' 3" **WEIGHT:** 190 **BATS:** RIGHT **THROWS:** RIGHT **AGE:** 26

AS OF OPENING DAY 2017

ZYCH'S CAREER SUMMARY

Single-Game

Career High...	IP	H	R	ER	HR	K	BB
	3.1	5 (8x)	4 (5x)	4 (3x)	1 (9x)	4 (4x)	3
	6/5/15	5/28/15	8/11/15	8/11/15	9/8/15	10/3/15	7/30/14

2016:

- Logged time with Seattle (12 G) and Tacoma (3 G), while also notching rehab assignments with rookie-level AZL Mariners (1 GS) and Double-A Jackson (1 GS)...combined to go 1-0 with a 2.41 ERA (5ERx18.2IP).
- Opened the year with Seattle, earning first career Opening Day roster spot...went a combined 1-0 with a 3.29 ERA (5ERx13.2IP) in 12 games over two stints with the Mariners.
- Placed on the 15-day disabled list on May 2 with rotator cuff tendinitis in right shoulder...transferred to 60-day disabled list on June 24.
- Sent on rehab assignment to AZL Mariners on Aug. 12 and made one start against AZL Royals (1.0,0,1,1,1,0)...first start of professional career.
- Transferred rehab assignment to Jackson on Aug. 15 and made one start for the Generals (1.0,0,0,0,1,2).
- Rehab assignment moved to Tacoma on Aug. 18...made two rehab starts with the Rainiers and activated from disabled list on Aug. 23.
- Optioned to Tacoma on Aug. 25...following one relief outing on Aug. 28 was moved back on to 7-day disabled list with a right shoulder strain.
- Activated from 7-day disabled list on Sept. 20 and recalled by Seattle on Oct. 3.

2015:

- Worked way from Double-A Jackson to Seattle after being acquired from the Cubs on Apr. 2.
- Made ten appearances for Jackson, posting 3.18 ERA prior to promotion to Tacoma on May 16.
- Tossed two scoreless innings vs. Las Vegas in Triple-A debut, May 16 (2.2,0,0,0,2).
- Earned first Triple-A save, July 1 at Las Vegas (0.2,1,0,0,0,2).
- Delivered five straight scoreless outings, June 21 to July 3, but was transferred back to Jackson on July 4.
- Made five more scoreless appearances for Jackson, July 6-20, then was moved back to Tacoma on July 23.
- Continued run with five more scoreless outings for Tacoma before finally allowing four runs to Sacramento, Aug. 11...ended run of 15 straight scoreless appearances spanning 16.1 innings between Jackson and Tacoma from June 21 - Aug. 8.
- Did not allow a run in final six appearances for Tacoma (7.0 IP), Aug. 14-28.
- Promoted to Seattle Sept. 1...made Major League debut Sept. 4 at Oakland (2.0,3,2,2,1,3).
- Allowed runs in three of first four appearances, but then gave up one earned run over final nine appearances (13.2 IP).
- Made first start of professional career Sept. 30 vs. Houston (2.2,3,0,0,0,4).
- Tossed career-high 3.0 innings, Oct. 3 vs. Oakland...matched career high with four strikeouts.
- Upon making ML debut, became the last player listed alphabetically among more than 18,000 players listed in the baseball encyclopedia...supplanted Edward (Dutch) Zwilling, who had held the honor since August 14, 1910...the first player listed, David Aardsma, has also played for Tacoma (2011) and Seattle (2009-10)...unlike the major leagues, Tacoma has had a player who's last name starts with the letter 'X' (Joe Xavier, 1988).

2014:

- Pitched for Double-A Tennessee of the Southern League.
- Posted 3.77 ERA in 23 appearances on the road, and 6.59 ERA in 22 home games.
- Allowed three home runs in 58.1 innings pitched.
- Gave up just one earned run in 16.2 innings, spanning 11 appearances May 27 to June 27...did not walk a batter during this stretch.

2013:

- Spent the season with Tennessee.
- Gave up just two home runs in 56 innings pitched.
- Did not allow an earned run in 19 out of 20 appearances, May 27 to July 24 (3 ER in 21.1 IP)...lowered season ERA from 4.74 to 2.88 during this stretch.

ZYCH (CONTINUED)

2012:

- Began first professional season with Advanced-A Daytona of the Florida State League.
- Posted 3.19 ERA in 27 games, with 36/7 strikeout-to-walk ratio in 36.2 innings.
- Promoted to Tennessee, June 28, appearing in 20 more games.
- Combined to go 5-4, 3.67 ERA (25ERx61.1IP) with six saves between the two levels.

2011:

- Made professional debut, appearing in two games for the Cubs entry in the Arizona Rookie League, and two games for the Boise Hawks of the Northwest League.

Personal:

- Anthony Aaron Zych (ZICK).
- Graduated from St. Rita of Cascia (IL) High School in 2008...pitched and played second base, also was a defensive back in football and played on the golf team.
- Pitched for the University of Louisville, 2009-2011...was named Freshman All-American by Collegiate Baseball in 2009 (6-2, 2 saves, 3.25 ERA in 21 games).
- Played for USA Baseball Collegiate National Team in 2009.
- Pitched for Bourne Braves of the Cape Cod League in 2010...made Cape Cod League All-Star Team and won awards for Outstanding Relief Pitcher and Outstanding Pro Prospect.

ZYCH'S CAREER PITCHING RECORD

Year	Team	LG	W-L	ERA	G	GS	CG	SHO	SV	IP	H	R	ER	HR	HB	BB	SO	WP	BK
2011	AZL Cubs	AZL	0-0	4.50	2	0	0	0	0	2.0	2	2	1	0	1	1	3	0	0
	Boise	NOR	0-0	0.00	2	0	0	0	0	2.0	0	0	0	0	0	1	2	0	0
2012	Daytona	FSL	3-3	3.19	27	0	0	0	6	36.2	32	16	13	0	2	7	36	2	0
	Tennessee	SOU	2-1	4.38	20	0	0	0	0	24.2	26	12	12	1	3	12	28	1	0
2013	Tennessee	SOU	5-5	3.05	47	0	0	0	3	56.0	51	30	19	2	1	21	40	2	0
2014	Tennessee	SOU	4-5	5.09	45	0	0	0	2	58.1	75	36	33	3	3	18	35	3	0
2015	Jackson	SOU	0-0	2.16	15	0	0	0	5	16.2	11	4	4	0	3	0	18	0	1
	Tacoma	PCL	1-2	3.41	25	0	0	0	4	31.2	34	12	12	2	2	9	37	4	0
	SEATTLE	AL	0-0	2.45	13	1	0	0	0	18.1	17	6	5	1	2	3	24	1	0
2016	AZL Mariners	AZL	0-0	0.00	1	1	0	0	0	1.0	0	1	0	0	0	1	0	0	0
	Jackson	SOU	0-0	0.00	1	1	0	0	0	1.0	0	0	0	0	0	1	2	0	0
	SEATTLE	AL	1-0	3.29	12	0	0	0	0	13.2	10	6	5	0	1	10	21	0	0
	Tacoma	PCL	0-0	0.00	3	0	0	0	0	3.0	0	0	0	0	0	0	6	0	0
Minor Lg Totals			15-16	3.63	188	2	0	0	20	233.0	231	113	94	8	15	71	207	12	1
Major Lg Totals			1-0	2.81	25	1	0	0	0	32.0	27	12	10	1	3	13	45	1	0

FRONT
OFFICE

CHENEY
STADIUM

2017 TRIPLE-A
ALL-STAR GAME

COACHES/STAFF

2017
RAINERS

2016 SEASON
REVIEW

OPPONENTS

HISTORY &
RECORDS

MEDIA &
MISC.

143

MEDIA &
MISC.

HISTORY &
RECORDS

OPPONENTS

2016 SEASON
REVIEW

2017
RAINIERS

COACHES/STAFF

2017 TRIPLE-A
ALL-STAR GAME

CHENEY
STADIUM

FRONT
OFFICE

ADDITIONAL PLAYER NOTES



2016 SEASON REVIEW

2016 PACIFIC COAST LEAGUE STANDINGS

AMERICAN CONFERENCE

NORTHERN	W	L	PCT	GB
Oklahoma City	81	60	.574	-
Colorado Springs	67	71	.486	12.5
Iowa	67	76	.469	15.0
Omaha	58	82	.414	22.5

SOUTHERN	W	L	PCT	GB
Nashville	83	59	.585	-
Round Rock	71	72	.497	12.5
New Orleans	69	70	.496	12.5
Memphis	65	77	.458	18.0

PACIFIC CONFERENCE

NORTHERN	W	L	PCT	GB
Tacoma	81	62	.566	-
Reno	76	68	.528	5.5
Fresno	73	70	.510	8.0
Sacramento	69	75	.479	12.5

SOUTHERN	W	L	PCT	GB
El Paso	73	70	.510	-
Albuquerque	71	72	.497	2.0
Las Vegas	70	74	.486	3.5
Salt Lake	63	79	.444	9.5

2016 PACIFIC COAST LEAGUE PLAYOFFS:

Semifinals: Oklahoma City defeats Nashville (3-2), El Paso defeats Tacoma (3-1)

Championship: El Paso defeats Oklahoma City (3-1)

2016 DEPARTMENTAL LEADERS

TOP 10 BATTING LEADERS

BATTER	AVG	G	AB	R	H	HR	RBI
T.J. Rivera, LV	.353	105	405	67	143	11	85
B. Nimmo, LV	.352	97	392	72	138	11	61
G. Cecchini, LV	.325	117	446	71	145	8	55
C. Asuaje, ELP	.321	134	535	98	172	9	69
R. Segedin, OKC	.319	103	373	71	119	21	69
M. Freeman, TAC	.314	114	446	71	140	4	39
S. Cardullo, ABQ	.308	115	406	71	125	17	72
H. Renfroe, ELP	.306	133	533	95	163	30	105
S. Romero, TAC	.304	106	418	70	127	21	85
M. Margot, ELP	.304	124	517	98	157	6	55

RUNS SCORED

C. Asuaje, ELP	98
M. Margot, ELP	98
J. Andreoli, IOW	96
H. Renfroe, ELP	95
T. Tajeron, LV	86

HITS

C. Asuaje, ELP	172
H. Renfroe, ELP	163
M. Margot, ELP	157
G. Cecchini, LV	145
2 others tied at 144.	

TOTAL BASES

H. Renfroe, ELP	297
K. Jensen, RNO	272
C. Asuaje, ELP	253
T. Tajeron, LV	235
D. Vogelbach, TAC	232

RBI

K. Jensen, RNO	120
H. Renfroe, ELP	105
D. Vogelbach, TAC	96
T. Tajeron, LV	88
J. Bonifacio, OMA	86

HOME RUNS

K. Jensen, RNO	30
H. Renfroe, ELP	30
J. Gallo, RR	25
D. Washington, MEM	25
P. O'Brien, RNO	24

STOLEN BASES

J. Andreoli, IOW	43
Q. Berry, SL	35
A. Alcantara, NAS	32
I. Galloway, NO	31
M. Margot, ELP	30

TOP 10 PITCHING LEADERS

PITCHER	W-L	ERA	IP	H	BB	SO
B. Rodgers, FRE	12-4	2.86	132.0	129	23	116
M. Roth, RR	11-5	2.97	145.1	136	42	94
C. Valdez, FRE	12-1	3.12	138.1	143	13	114
M. Hauschild, FRE	9-10	3.22	139.2	138	40	119
D. Overton, NAS	13-5	3.29	125.2	132	31	105
T. Blach, SAC	14-7	3.43	162.2	147	38	113
B. Shipley, RNO	8-5	3.70	119.1	131	22	77
C. Stratton, SAC	12-6	3.87	125.2	120	39	103
C. Smith, NAS	6-8	3.93	130.2	120	45	121
N. Tepesch, OMA	8-4	3.96	116.0	121	28	62

WINS

T. Blach, SAC	14
J. Wieland, TAC	14
D. Overton, NAS	13
6 others tied at 12.	

INNINGS PITCHED

T. Blach, SAC	162.2
D. Rucinski, IOW	155.0
G. Ynoa, LV	154.1
N. Smith, SL	150.1
Z. Lee, TAC	148.0

STRIKEOUTS

J. Cotton, NAS	155
J. Hoffman, ABQ	124
J. Gregorio, SAC	122
N. Smith, SL	122
2 others tied at 121.	

SAVES

J. Hoyt, FRE	29
B. Parker, TAC	19
P. Sewald, LV	19
D. Magnifico, COS	18
S. Tuivailala, MEM	17

AVERAGE AGAINST

J. Cotton, NAS	.214
C. Smith, NAS	.239
T. Blach, SAC	.244
M. Roth, RR	.252
C. Stratton, SAC	.254

WHIP

J. Cotton, NAS	1.08
C. Valdez, FRE	1.13
T. Blach, SAC	1.14
B. Rodgers, FRE	1.15
M. Roth, RR	1.22

PACIFIC COAST LEAGUE STATISTICS

2016 TEAM BATTING

TEAM	AVG	G	AB	R	H	TB	2B	3B	HR	RBI	BB	SO	SB	CS
El Paso	.295	143	4975	786	1468	2320	290	47	156	743	375	958	56	30
Las Vegas	.291	144	4994	821	1453	2258	314	34	141	777	553	1052	73	46
Reno	.280	144	4970	726	1393	2206	287	53	140	686	422	1262	93	30
Iowa	.277	143	4762	695	1320	1990	260	52	102	648	495	1049	176	51
Col. Springs	.274	139	4657	687	1274	1918	246	52	98	643	454	1039	151	54
Tacoma	.272	144	4921	689	1338	2036	248	39	124	658	446	943	81	34
Sacramento	.272	144	4857	659	1320	1953	213	30	120	621	430	1034	88	55
Albuquerque	.270	143	4836	662	1306	1999	248	56	111	625	393	1053	81	37
Salt Lake	.269	142	4739	615	1274	1829	251	50	68	565	488	1007	180	62
Okla. City	.265	141	4752	680	1257	1972	245	46	126	623	494	1208	122	63
Memphis	.264	142	4622	641	1222	1847	238	33	107	605	490	1028	90	38
Nashville	.262	142	4843	715	1267	2067	282	37	148	664	472	1144	57	21
Omaha	.260	140	4758	625	1235	1885	261	31	109	573	427	1107	91	30
Fresno	.257	144	4818	659	1236	1957	235	30	142	625	524	1198	85	52
Round Rock	.255	143	4887	681	1246	2008	252	42	142	640	505	1247	123	57
New Orleans	.246	140	4559	549	1120	1672	218	20	98	506	423	1046	103	33

2016 TEAM PITCHING

TEAM	W	L	ERA	G	CG	SHO	GF	SV	IP	H	R	ER	HR	BB	SO
Nashville	83	59	3.42	142	3	10	139	36	1251.0	1130	533	476	93	420	1113
Okla. City	81	60	3.72	141	3	12	138	36	1250.2	1190	583	517	108	372	1245
Tacoma	81	62	3.92	144	1	8	143	39	1269.0	1224	605	553	114	380	1127
Sacramento	69	75	4.03	144	4	10	140	32	1254.1	1253	639	561	103	450	1048
Fresno	73	70	4.08	144	4	12	140	41	1266.2	1302	641	574	100	405	1213
New Orleans	69	70	4.10	140	4	13	136	43	1217.2	1189	608	555	120	496	982
Round Rock	71	72	4.17	143	1	7	142	33	1286.2	1278	649	596	115	440	998
Albuquerque	71	72	4.44	143	1	6	142	39	1250.0	1372	682	617	140	421	1034
Omaha	58	82	4.66	140	2	6	138	29	1225.0	1285	713	634	146	521	1039
Iowa	67	76	4.72	143	0	8	143	33	1238.1	1233	697	650	105	534	1197
Memphis	65	77	4.79	142	4	8	138	33	1209.0	1281	709	644	127	481	1052
Reno	76	68	4.80	144	4	4	140	36	1256.1	1376	726	670	120	517	1029
El Paso	73	70	4.99	143	2	9	141	28	1250.1	1450	770	693	130	488	1039
Col. Springs	67	71	5.06	139	1	6	138	28	1202.2	1307	729	676	107	540	1111
Salt Lake	63	79	5.10	142	2	7	140	39	1241.2	1356	780	703	146	473	1073
Las Vegas	70	74	5.32	144	2	4	142	33	1257.2	1503	826	743	158	453	1075

2016 TEAM FIELDING

CLUB	PCT	G	PO	A	E	TC	DP	PB
New Orleans	.983	140	3653	1410	85	5148	127	11
Tacoma	.983	144	3807	1372	87	5266	114	10
Reno	.983	144	3769	1510	91	5370	155	9
Albuquerque	.982	143	3750	1434	94	5278	149	16
Fresno	.982	144	3800	1472	97	5369	119	13
Iowa	.981	143	3715	1371	96	5182	122	14
Sacramento	.980	144	3763	1405	103	5271	116	8
Round Rock	.980	143	3860	1570	111	5541	161	8
Col. Springs	.980	139	3608	1411	103	5122	133	11
El Paso	.979	143	3751	1490	110	5351	136	10
Okla. City	.978	141	3752	1366	113	5231	141	3
Nashville	.978	142	3753	1336	115	5204	107	10
Salt Lake	.978	142	3727	1359	117	5203	129	12
Omaha	.976	140	3675	1352	121	5148	144	18
Memphis	.976	142	3627	1372	121	5120	125	7
Las Vegas	.976	144	3773	1452	128	5353	126	22

2016 PACIFIC COAST LEAGUE AWARD WINNERS

Most Valuable Player.....	Hunter Renfroe, El Paso
Pitcher of the Year.....	Brady Rodgers, Fresno
Rookie of the Year.....	Carlos Asuaje, El Paso
Manager of the Year.....	Steve Scarosone, Nashville

FRONT
OFFICE

CHENEY
STADIUM

2017 TRIPLE-A
ALL-STAR GAME

COACHES/STAFF

2017
RAINIERS

2016 SEASON
REVIEW

OPPONENTS

HISTORY &
RECORDS

MEDIA &
MISC.

2016 RAINIERS BATTING

BATTERS	AVG	G	AB	R	H	2B	3B	HR	RBI	TB	BB	IBB	SO	SB	CS	OBP	SLG	SF	SH	HP	GIDP	E
Aoki	.323	24	96	17	31	5	0	1	7	39	8	0	13	4	0	.374	.406	2	1	1	1	0
Baxter	.241	69	232	36	56	13	2	7	36	94	30	1	51	8	0	.341	.405	2	0	6	3	0
Brantly	.244	85	303	34	74	13	1	14	43	131	8	0	53	0	1	.268	.432	1	1	2	6	6
Filia	.000	1	1	1	0	0	0	0	0	0	1	0	0	0	0	.500	.000	0	0	0	0	0
Freeman	.314	114	446	71	140	23	6	4	39	187	51	2	94	12	1	.385	.419	2	2	2	3	9
Heredia	.312	35	138	27	43	6	1	2	13	57	12	0	15	3	0	.378	.413	2	1	4	5	1
Jones	.000	1	1	0	0	0	0	0	0	0	0	0	0	0	0	.000	.000	0	0	0	0	0
Kivlehan	.293	43	157	21	46	8	2	8	25	82	8	0	49	2	2	.327	.522	0	0	0	4	4
Lee	.519	7	27	3	14	4	0	2	6	24	2	0	2	0	0	.552	.889	0	0	0	0	0
Littlewood	.045	8	22	1	1	0	0	0	1	1	3	0	7	0	0	.160	.045	0	1	0	0	1
Lucas	.232	38	138	21	32	12	1	3	22	55	6	0	25	0	0	.265	.399	2	0	1	4	3
Marte	.214	7	28	5	6	2	0	0	2	8	2	0	1	2	0	.258	.286	1	0	0	0	0
Navarro	.243	72	268	40	65	11	3	5	31	97	28	0	63	0	0	.316	.362	3	0	2	10	3
O'Malley	.317	25	82	15	26	5	1	1	13	36	13	0	18	5	1	.412	.439	1	3	1	1	1
Peterson	.253	46	178	26	45	7	1	8	35	78	11	0	51	0	1	.307	.438	0	0	3	7	3
Pizzano	.259	77	247	23	64	12	4	2	29	90	16	0	42	0	0	.302	.364	4	0	1	3	0
Powell	.270	64	248	39	67	9	2	3	27	89	22	0	42	10	6	.326	.359	3	4	0	5	3
Ramsey	.265	110	351	45	93	18	4	9	44	146	36	4	113	5	5	.342	.416	0	2	5	3	2
Robertson	.287	114	408	50	117	19	7	6	46	168	42	0	41	13	2	.357	.412	3	3	4	14	4
Romero	.304	106	418	70	127	24	6	21	85	226	36	4	67	1	1	.361	.541	4	0	4	9	1
Sardinas	.252	44	163	17	41	4	0	0	17	45	9	1	20	7	4	.295	.276	2	1	2	4	2
Shank	.292	81	281	41	82	16	2	3	22	111	23	1	55	1	5	.350	.395	2	3	3	9	7
Smith	.268	114	392	42	105	20	0	5	37	140	20	2	68	6	2	.309	.357	2	2	4	10	10
Strausborger	.234	85	274	37	64	10	0	6	27	92	22	0	74	15	4	.299	.336	3	1	5	6	2
Sucre	.273	29	99	7	27	4	1	0	11	33	3	0	15	0	1	.301	.333	0	1	1	2	2
Taylor	.312	63	247	41	77	19	4	3	29	113	29	0	49	12	5	.387	.457	1	1	2	7	13
Vogelbach	.292	133	459	79	134	25	2	23	96	232	97	7	101	0	0	.417	.505	3	0	4	16	6
Zunino	.286	79	280	47	80	15	0	17	57	146	35	0	69	0	1	.376	.521	4	0	8	3	6
Team Total	.272	144	4921	689	1338	248	39	124	658	2036	446	14	943	81	34	.336	.414	43	23	52	119	87

2016 RAINIERS PITCHING

PITCHERS	W-L	ERA	G	GS	CG	SHO	SV	IP	H	R	ER	HR	HB	BB	IBB	SO	BK	WP	AVG
Alburquerque	1-1	4.25	30	0	0	0	8	29.2	33	16	14	1	0	17	0	32	0	3	.280
Aro	3-2	2.48	24	1	0	0	1	36.1	29	13	10	2	0	10	0	25	0	1	.221
Brentz	0-0	16.20	2	0	0	0	0	1.2	2	4	3	0	1	2	0	1	0	1	.400
Coleman	2-0	2.08	27	0	0	0	4	39.0	27	12	9	2	0	12	1	38	0	1	.188
DeFratus	2-2	3.21	19	0	0	0	0	28.0	23	10	10	2	2	7	0	18	0	3	.221
Dugger	0-0	6.75	2	0	0	0	0	4.0	5	3	3	0	0	0	0	4	0	0	.294
Fry	3-1	2.78	48	1	0	0	0	55.0	48	23	17	1	4	31	2	65	0	3	.238
Furbush	1-0	1.80	6	0	0	0	0	5.0	5	1	1	0	1	2	0	4	0	0	.278
Gaviglio	3-2	3.71	10	9	1	1	0	63.0	59	29	26	7	1	14	0	50	0	2	.243
Gorgas	0-0	0.00	1	0	0	0	0	1.2	2	0	0	0	0	1	0	0	0	0	.333
Grube	1-4	3.62	15	13	0	0	0	74.2	63	34	30	10	2	24	0	69	0	6	.229
Guaipue	0-1	3.14	12	0	0	0	4	14.1	10	5	5	1	1	4	1	13	0	1	.196
Hernandez	1-0	1.59	1	1	0	0	0	5.2	5	1	1	1	0	1	0	7	0	0	.238
Hunter	0-0	8.31	2	0	0	0	0	4.1	6	4	4	1	0	3	0	3	0	0	.333
Johnson	3-0	2.05	11	0	0	0	0	22.0	14	5	5	1	2	6	0	26	0	2	.184
Kittredge	2-2	3.55	23	1	0	0	7	38.0	39	18	15	5	0	9	0	47	0	0	.258
Knudson	1-0	3.72	6	0	0	0	0	9.2	8	4	4	0	2	1	0	7	0	1	.229
Lee	7-14	6.14	27	27	0	0	0	148.0	193	111	101	22	4	39	0	107	1	9	.314
Martin	10-7	3.62	25	20	0	0	0	114.1	106	48	46	6	5	33	0	114	0	4	.249
Mills	3-3	5.28	9	9	0	0	0	44.1	48	26	26	8	0	22	0	32	0	3	.281
Munson	2-1	4.44	19	0	0	0	0	26.1	26	15	13	1	1	17	1	28	0	2	.286
Pagan	1-2	3.67	23	0	0	0	1	34.1	28	14	14	6	0	18	0	39	0	0	.222
Parker	1-2	2.72	38	0	0	0	19	39.2	24	13	12	4	1	11	0	56	0	2	.175
Paxton	4-3	3.73	11	11	0	0	0	50.2	43	24	21	6	0	15	0	53	0	4	.228
Pries	2-1	3.65	7	3	0	0	0	24.2	24	10	10	0	1	7	0	21	0	2	.253
Roach	6-6	4.08	22	17	0	0	1	108.0	116	57	49	7	4	19	1	62	0	4	.276
Rollins	5-0	3.77	37	0	0	0	2	45.1	39	20	19	4	0	6	2	32	0	2	.236
Sampson	7-4	3.25	13	13	0	0	0	80.1	81	30	29	5	1	12	0	61	0	1	.266
Scribner	0-0	3.86	4	0	0	0	0	4.2	5	2	2	1	0	2	0	8	0	3	.278
Sitton	1-2	2.93	35	1	0	0	0	43.0	42	15	14	2	3	7	1	31	0	3	.251
Snow	1-1	3.94	4	3	0	0	0	16.0	14	7	7	3	1	6	0	13	0	1	.230
Storen	0-0	0.00	1	0	0	0	0	1.0	1	0	0	0	0	0	0	1	0	0	.250
Venditte	1-0	1.08	5	0	0	0	0	8.1	7	1	1	0	0	3	0	11	0	0	.233
Walker	1-0	3.60	3	3	0	0	0	15.0	12	6	6	1	1	8	0	6	0	1	.211
Wieland	14-6	5.43	26	24	0	0	0	124.1	154	82	75	15	5	39	0	118	0	10	.302
Wilhelmsen	0-1	1.64	7	0	0	0	0	11.0	7	2	2	1	0	1	0	7	0	0	.175
Zych	0-0	0.00	3	0	0	0	0	3.0	0	0	0	0	0	0	0	6	0	0	.000
Team Total	81-62	3.92	144	144	1	8	39	1269.0	1224	605	553	114	43	380	9	1127	0	69	.253

2016 RAINIERS FIELDING

PITCHER (37)

PLAYER	PCT	G	INN	PO	A	E	TC	DP
Albuquerque	1.000	30	29.2	1	3	0	4	0
Aro	1.000	24	36.1	2	4	0	6	0
Brentz	1.000	2	1.2	0	1	0	1	0
Coleman	1.000	27	39.0	3	5	0	8	0
DeFratus	.667	19	28.0	1	1	1	3	0
Dugger	1.000	2	4.0	1	0	0	1	0
Fry	.923	48	55.0	3	9	1	13	0
Furbush	1.000	6	5.0	0	1	0	1	0
Gaviglio	.818	10	63.0	4	5	2	11	0
Gorgas	--	1	1.2	0	0	0	0	0
Grube	1.000	15	74.2	4	2	0	6	1
Guaiepe	1.000	12	14.1	3	3	0	6	1
Hernandez	1.000	1	5.2	0	1	0	1	0
Hunter	1.000	2	4.1	1	0	0	1	0
Johnson	1.000	11	22.0	0	1	0	1	0
Kittredge	.875	23	38.0	4	3	1	8	0
Knudson	1.000	6	9.2	0	1	0	1	0
Lee	.947	27	148.0	11	25	2	38	2
Martin	.875	25	114.1	0	7	1	8	2
Mills	1.000	9	44.1	2	7	0	9	0
Munson	1.000	19	26.1	1	2	0	3	0
Pagan	1.000	23	34.1	0	3	0	3	0
Parker	1.000	38	39.2	3	8	0	11	0
Paxton	.833	11	50.2	1	4	1	6	0
Pries	1.000	7	24.2	1	1	0	2	0
Roach	.960	22	108.0	8	16	1	25	3
Rollins	1.000	37	45.1	2	9	0	11	0
Sampson	.882	13	80.1	2	13	2	17	0
Scribner	--	4	4.2	0	0	0	0	0
Sitton	1.000	35	43.0	0	5	0	5	1
Snow	1.000	4	16.0	2	0	0	2	0
Storen	--	1	1.0	0	0	0	0	0
Venditte	--	5	8.1	0	0	0	0	0
Walker	1.000	3	15.0	2	2	0	4	0
Wieland	.955	26	124.1	9	12	1	22	3
Wilhelmsen	1.000	7	11.0	2	2	0	4	0
Zych	--	3	3.0	0	0	0	0	0
TOTALS	.949	144	1269.0	66	140	11	217	114

CATCHER (5)

PLAYER	PCT	G	INN	PO	A	E	TC	DP	PB
Baron	1.000	1	2.0	2	0	0	2	0	0
Brantly	.987	60	498.0	435	29	6	470	0	7
Littlewood	.985	6	57.0	61	6	1	68	1	0
Sucre	.991	28	229.0	209	18	2	229	2	0
Zunino	.987	57	483.0	421	38	6	465	4	3
TOTALS	.988	144	1269.0	1128	91	15	1234	114	

FIRST BASE (8)

PLAYER	PCT	G	INN	PO	A	E	TC	DP
Baxter	1.000	2	12.0	14	1	0	15	1
Kivlehan	1.000	4	36.0	30	4	0	34	4
Lee	1.000	3	26.0	25	3	0	28	5
Littlewood	1.000	1	5.0	3	2	0	5	1
Navarro	.994	64	543.0	505	36	3	544	41
Peterson	.992	32	283.0	239	23	2	264	23
Romero	1.000	18	137.0	140	9	0	149	14
Vogelbach	.993	101	869.2	790	61	6	857	75
TOTALS	.995	144	1269.0	1161	90	6	1257	114

SECOND BASE (9)

PLAYER	PCT	G	INN	PO	A	E	TC	DP
Freeman	.981	92	772.2	178	293	9	480	84
Lucas	1.000	1	9.0	2	3	0	5	0
O'Malley	.979	13	94.2	19	27	1	47	2
Robertson	.980	38	324.0	50	95	3	148	17
Sardinas	.929	4	27.0	5	8	1	14	2
Shank	.987	18	154.0	28	49	1	78	13
Smith	.985	48	404.0	73	120	3	196	19
Strausborger	1.000	4	36.2	5	9	0	14	1
Taylor	.889	7	62.1	10	14	3	27	6
TOTALS	.974	144	1269.0	235	376	16	627	114

THIRD BASE (10)

PLAYER	PCT	G	INN	PO	A	E	TC	DP
Brantly	1.000	1	7.1	1	2	0	3	0
Freeman	1.000	1	7.0	1	2	0	3	0
Kivlehan	.930	24	217.0	21	32	4	57	3
Lucas	.971	36	303.2	30	69	3	102	5
O'Malley	1.000	2	17.0	1	4	0	5	0
Peterson	.909	7	51.2	3	7	1	11	0
Sardinas	1.000	5	36.0	4	8	0	12	1
Shank	.962	56	487.0	50	102	6	158	15
Smith	.941	12	99.1	10	22	2	34	1
Taylor	.944	5	43.0	6	11	1	18	1
TOTALS	.958	144	1269.0	127	259	17	403	114

SHORTSTOP (8)

PLAYER	PCT	G	INN	PO	A	E	TC	DP
Freeman	1.000	3	27.0	6	18	0	24	2
Lucas	1.000	1	3.0	1	1	0	2	1
Marte	1.000	5	40.1	8	14	0	22	2
O'Malley	1.000	5	36.0	6	7	0	13	2
Sardinas	.990	30	258.0	40	59	1	100	14
Shank	1.000	1	6.0	0	3	0	3	0
Smith	.976	55	473.0	62	141	5	208	33
Taylor	.959	50	425.2	69	143	9	221	20
TOTALS	.975	144	1269.0	192	386	15	593	114

OUTFIELD (16)

PLAYER	PCT	G	INN	PO	A	E	TC	DP
Aoki	1.000	23	200.0	28	1	0	29	0
Baxter	1.000	50	411.0	80	5	0	85	0
Filia	--	1	6.0	0	0	0	0	0
Freeman	1.000	23	138.2	33	1	0	34	0
Heredia	.989	35	308.0	90	2	1	93	0
Kivlehan	1.000	13	94.0	19	2	0	21	0
Navarro	1.000	1	7.0	1	0	0	1	0
O'Malley	1.000	8	60.0	12	1	0	13	1
Pizzano	1.000	46	362.2	70	1	0	71	0
Powell	.981	61	524.1	148	5	3	156	1
Ramsey	.987	103	826.2	149	6	2	157	0
Robertson	.995	78	635.0	178	8	1	187	2
Romero	.992	69	594.0	130	0	1	131	0
Sardinas	1.000	5	44.0	7	1	0	8	1
Shank	1.000	7	46.0	14	0	0	14	0
Strausborger	.987	74	589.2	148	7	2	157	5
TOTALS	.993	144	3807.0	898	30	7	935	114

TACOMA TRIPLE PLAYS

Tacoma has turned nine triple plays since 1960, most recently in 1995 (2B Arquimede Pozo to 1B Greg Litton). The 1973 Twins turned two in one season, with 1B Craig Kusick and SS Bucky Guth participating in both of them.

FRONT
OFFICE

CHENEY
STADIUM

2017 TRIPLE-A
ALL-STAR GAME

COACHES/STAFF

2017
RAINIERS

2016 SEASON
REVIEW

OPPONENTS

HISTORY &
RECORDS

MEDIA &
MISC.

MONTHLY BATTING AND PITCHING TOTALS

APRIL

BATTERS	AVG	G	AB	R	H	2B	3B	HR	RBI	BB	SO	SB	CS	OBP	SLG	SF	SAC	E
Baxter, Mike	.279	20	61	9	17	6	1	1	13	11	12	1	0	.392	.459	1	0	0
Brantly, Rob	.278	11	36	2	10	2	0	1	7	1	10	0	1	.289	.417	1	1	1
Lucas, Ed	.205	22	78	9	16	8	0	0	11	3	12	0	0	.235	.308	0	0	1
Navarro, Efrén	.299	21	77	10	23	1	2	0	15	5	15	0	0	.341	.364	2	0	0
O'Malley, Shawn	.279	14	43	9	12	2	0	1	6	9	3	0	0	.404	.395	0	0	1
Pizzano, Dario	.206	11	34	1	7	0	1	0	1	2	6	0	0	.243	.265	1	0	0
Powell, Boog	.259	20	81	13	21	4	0	0	9	8	12	4	1	.322	.309	1	1	0
Robertson, Daniel	.226	18	53	4	12	2	1	0	3	6	5	1	1	.328	.302	0	0	0
Romero, Stefan	.392	19	74	15	29	3	3	4	17	5	7	0	0	.430	.676	0	0	0
Smith, Tyler	.273	14	44	5	12	3	0	0	2	4	10	1	0	.333	.341	0	1	1
Taylor, Chris	.321	21	81	21	26	9	2	1	5	11	15	4	1	.402	.519	0	0	7
Zunino, Mike	.397	20	73	18	29	6	0	7	22	6	14	0	0	.438	.767	1	0	3
Team Total	.291	22	735	116	214	46	10	15	111	71	127	14	4	.354	.442	7	3	16

PITCHERS	W-L	ERA	G	GS	CG	SHO	SV	IP	H	R	ER	HR	HB	BB	SO	BK	WP	OPP AVG
Aro, Jonathan	0-0	2.13	6	0	0	0	0	12.2	15	5	3	2	0	4	5	0	0	.288
Coleman, Casey	0-0	1.42	7	0	0	0	0	12.2	8	4	2	0	0	3	7	0	0	.174
De Fratus, Justin	1-1	1.32	7	0	0	0	0	13.2	10	2	2	1	0	1	3	0	1	.200
Fry, Paul	0-0	2.70	7	0	0	0	0	10.0	10	4	3	0	0	4	12	0	1	.278
Guaipé, Mayckol	0-0	2.16	6	0	0	0	3	8.1	4	2	2	0	0	2	6	0	1	.143
Johnson, Steve	1-0	2.25	7	0	0	0	0	16.0	10	4	4	1	2	2	20	0	1	.185
Martin, Cody	3-2	8.49	5	5	0	0	0	23.1	27	22	22	1	3	14	23	0	1	.290
Parker, Blake	0-0	2.57	7	0	0	0	4	7.0	6	2	2	0	0	1	5	0	0	.240
Paxton, James	2-2	4.08	4	4	0	0	0	17.2	16	9	8	1	0	9	16	0	2	.239
Pries, Jordan	0-0	0.00	1	0	0	0	0	1.2	0	0	0	0	0	1	1	0	1	.000
Roach, Donn	1-2	10.59	4	4	0	0	0	17.0	34	23	20	2	1	6	4	0	1	.420
Rollins, David	0-0	1.86	8	0	0	0	0	9.2	6	2	2	2	0	0	7	0	0	.182
Sampson, Adrian	2-1	3.09	4	4	0	0	0	23.1	22	8	8	1	1	4	18	0	0	.253
Wieland, Joe	1-3	17.31	5	5	0	0	0	13.0	36	31	25	2	1	8	10	0	2	.468
Team Total	11-11	4.98	22	22	0	0	7	186.0	204	118	103	13	8	59	137	0	11	.278

MAY

BATTERS	AVG	G	AB	R	H	2B	3B	HR	RBI	BB	SO	SB	CS	OBP	SLG	SF	SAC	E
Baxter, Mike	.213	26	94	15	20	0	1	5	12	11	20	2	0	.308	.394	0	0	0
Brantly, Rob	.232	16	56	5	13	2	0	4	12	1	8	0	0	.259	.482	0	0	1
Lucas, Ed	.267	16	60	12	16	4	1	3	11	3	13	0	0	.303	.517	2	0	2
Marte, Ketel	.000	1	5	0	0	0	0	0	0	0	0	1	0	.000	.000	0	0	0
Navarro, Efrén	.204	27	103	17	21	7	0	3	9	10	29	0	0	.281	.359	0	0	3
O'Malley, Shawn	.359	11	39	6	14	3	1	0	7	4	9	2	1	.422	.487	1	3	0
Pizzano, Dario	.313	19	64	6	20	3	2	0	10	4	12	0	0	.348	.422	1	0	0
Powell, Boog	.261	24	92	19	24	2	1	2	11	9	21	4	5	.324	.370	1	1	2
Robertson, Daniel	.277	27	94	8	26	3	2	3	13	8	13	4	0	.333	.447	0	1	1
Romero, Stefan	.324	20	74	15	24	4	1	3	17	10	6	0	0	.404	.527	3	0	0
Sardinas, Luis	.406	8	32	8	13	1	0	0	4	2	3	2	1	.457	.438	0	0	0
Shank, Zach	.227	8	22	1	5	0	0	0	2	3	3	0	2	.308	.227	1	0	0
Smith, Tyler	.231	23	78	8	18	4	0	1	5	5	10	1	1	.282	.321	1	1	2
Taylor, Chris	.274	24	95	11	26	7	1	1	10	11	22	5	1	.346	.400	1	1	4
Zunino, Mike	.198	26	91	12	18	5	0	5	14	10	17	0	1	.315	.418	1	0	1
Team Total	.258	30	999	143	258	45	10	30	137	91	186	21	12	.326	.413	12	7	19

PITCHERS	W-L	ERA	G	GS	CG	SHO	SV	IP	H	R	ER	HR	HB	BB	SO	BK	WP	OPP AVG
Aro, Jonathan	2-1	0.56	11	1	0	0	1	16.0	2	2	1	0	0	4	14	0	1	.043
Coleman, Casey	1-0	2.25	10	0	0	0	1	12.0	8	3	3	1	0	4	14	0	1	.186
DeFratus, Justin	1-0	6.52	9	0	0	0	0	9.2	11	7	7	1	2	5	11	0	2	.282
Fry, Paul	0-1	3.24	8	0	0	0	0	8.1	8	5	3	1	0	6	8	0	0	.258
Guaipé, Mayckol	0-1	4.15	4	0	0	0	1	4.1	4	2	2	0	1	2	5	0	0	.250
Martin, Cody	2-1	2.78	7	3	0	0	0	22.2	19	8	7	3	0	7	22	0	1	.238
Mills, Brad	0-1	4.91	3	3	0	0	0	11.0	12	6	6	3	0	7	10	0	0	.279
Parker, Blake	0-0	0.93	9	0	0	0	5	9.2	3	1	1	0	0	3	11	0	2	.097
Paxton, James	2-1	3.90	6	6	0	0	0	30.0	25	15	13	5	0	5	34	0	2	.223
Pries, Jordan	0-1	10.80	3	0	0	0	0	5.0	8	6	6	0	0	1	4	0	1	.364
Roach, Donn	3-1	2.54	6	6	0	0	0	39.0	31	12	11	4	2	2	27	0	2	.217
Rollins, David	2-0	2.84	10	0	0	0	0	12.2	9	5	4	1	0	0	11	0	0	.191
Sampson, Adrian	3-2	2.88	6	6	0	0	0	40.2	38	14	13	3	0	5	32	0	1	.247
Sitton, Kraig	0-0	0.00	8	0	0	0	0	11.2	10	0	0	0	0	2	7	0	1	.233
Wieland, Joe	3-0	3.21	5	5	0	0	0	28.0	29	10	10	2	0	7	25	0	2	.269
Team Total	19-10	3.00	30	30	0	2	8	260.2	217	96	87	24	5	60	235	0	16	.226

MONTHLY BATTING AND PITCHING TOTALS

JUNE

BATTERS	AVG	G	AB	R	H	2B	3B	HR	RBI	BB	SO	SB	CS	OBP	SLG	SF	SAC	E
Aoki, Norichika	.250	3	12	1	3	2	0	0	1	1	4	0	0	.308	.417	0	0	0
Baxter, Mike	.276	16	58	8	16	6	0	1	9	3	14	3	0	.338	.431	1	0	0
Brantly, Rob	.227	13	44	5	10	2	0	1	2	0	8	0	0	.227	.341	0	0	1
Heredia, Guillermo	.259	6	27	4	7	1	0	0	2	0	1	0	0	.259	.296	0	0	0
Jones, P.J.	.000	1	1	0	0	0	0	0	0	0	0	0	0	.000	.000	0	0	0
Kivlehan, Patrick	.305	21	82	11	25	4	1	4	13	3	23	1	1	.329	.524	0	0	1
Marte, Ketel	.267	4	15	4	4	1	0	0	1	2	1	1	0	.333	.333	1	0	0
Navarro, Efen	.239	24	88	13	21	3	1	2	7	13	19	0	0	.333	.364	1	0	0
Peterson, D.J.	.250	1	4	0	1	1	0	0	2	0	1	0	0	.250	.500	0	0	0
Pizzano, Dario	.250	20	64	7	16	2	1	2	8	3	10	0	0	.279	.406	1	0	0
Powell, Boog	.293	20	75	7	22	3	1	1	7	5	9	2	0	.333	.400	1	2	1
Robertson, Daniel	.256	25	90	11	23	2	3	1	9	7	6	2	0	.316	.378	0	1	0
Romero, Stefan	.300	18	70	8	21	9	0	2	9	4	14	1	0	.347	.514	0	0	0
Sardinas, Luis	.155	18	71	5	11	1	0	0	5	2	9	2	0	.176	.169	1	0	2
Shank, Zach	.444	13	45	12	20	3	0	3	8	1	6	1	0	.468	.711	0	0	0
Smith, Tyler	.290	22	69	10	20	4	0	2	6	3	14	2	1	.347	.435	0	0	3
Sucre, Jesus	.000	2	7	0	0	0	0	0	0	0	3	0	0	.000	.000	0	0	0
Taylor, Chris	.352	18	71	9	25	3	1	1	14	7	12	3	3	.425	.465	0	0	2
Zunino, Mike	.274	23	84	10	23	2	0	3	15	12	31	0	0	.364	.405	2	0	1
Team Total	.274	28	977	125	268	49	8	23	118	66	185	18	5	.325	.411	8	3	15

PITCHERS	W-L	ERA	G	GS	CG	SHO	SV	IP	H	R	ER	HR	HB	BB	SO	BK	WP	OPP AVG
Aro, Jonathan	1-1	7.04	7	0	0	0	0	7.2	12	6	6	0	0	2	6	0	0	.375
Brentz, Jake	0-0	16.20	2	0	0	0	0	1.2	2	4	3	0	1	2	1	0	1	.400
Coleman, Casey	1-0	2.51	10	0	0	0	3	14.1	11	5	4	1	0	5	17	0	0	.200
DeFratus, Justin	0-1	1.93	3	0	0	0	0	4.2	2	1	1	0	0	1	4	0	0	.133
Fry, Paul	1-0	4.09	11	0	0	0	0	11.0	14	6	5	0	2	5	13	0	1	.311
Gaviglio, Sam	0-0	4.50	1	1	0	0	0	6.0	5	3	3	2	0	1	4	0	0	.227
Grube, Jarrett	0-1	5.40	4	3	0	0	0	18.1	17	11	11	6	0	6	19	0	3	.239
Hunter, Kyle	0-0	8.31	2	0	0	0	0	4.1	6	4	4	1	0	3	3	0	0	.333
Johnson, Steve	2-0	0.00	3	0	0	0	0	4.0	2	0	0	0	0	2	4	0	1	.133
Kittredge, Andrew	0-0	1.80	2	1	0	0	0	5.0	4	3	1	1	0	1	4	0	0	.222
Lee, Zach	0-1	9.00	2	2	0	0	0	9.0	13	9	9	0	0	5	4	0	0	.333
Martin, Cody	1-2	1.59	5	4	0	0	0	22.2	18	5	4	0	1	3	19	0	2	.222
Mills, Brad	3-2	5.40	6	6	0	0	0	33.1	36	20	20	5	0	15	22	0	3	.281
Pagan, Emilio	0-0	2.57	4	0	0	0	0	7.0	6	2	2	1	0	9	7	0	0	.231
Parker, Blake	1-1	2.84	11	0	0	0	5	12.2	8	4	4	2	1	2	25	0	0	.182
Roach, Donn	0-1	2.73	4	4	0	0	0	26.1	25	8	8	0	1	7	15	0	0	.255
Rollins, David	0-0	1.08	6	0	0	0	0	8.1	6	1	1	0	0	1	8	0	0	.200
Sampson, Adrian	2-1	4.41	3	3	0	0	0	16.1	21	8	8	1	0	3	11	0	0	.328
Sitton, Kraig	0-2	5.73	9	0	0	0	0	11.0	17	8	7	0	2	3	9	0	1	.362
Wieland, Joe	2-1	5.40	5	4	0	0	0	21.2	26	14	13	5	2	9	23	0	1	.299
Wilhelmsen, Tom	0-0	3.00	2	0	0	0	0	3.0	2	1	1	0	0	0	2	0	0	.182
Team Total	14-14	4.17	28	28	0	3	8	248.1	253	123	115	25	10	85	220	0	13	.266

JULY

BATTERS	AVG	G	AB	R	H	2B	3B	HR	RBI	BB	SO	SB	CS	OBP	SLG	SF	SAC	E
Aoki, Norichika	.396	13	53	12	21	2	0	0	3	7	5	3	0	.468	.434	1	1	0
Brantly, Rob	.266	23	79	16	21	3	0	5	10	3	11	0	0	.301	.494	0	0	1
Heredia, Guillermo	.367	20	79	17	29	4	1	2	11	7	8	1	0	.422	.519	2	0	1
Kivlehan, Patrick	.280	22	75	10	21	4	1	4	12	5	26	1	1	.325	.520	0	0	3
Peterson, D.J.	.278	28	108	15	30	2	1	5	23	8	27	0	0	.345	.454	0	0	1
Pizzano, Dario	.262	20	65	8	17	5	0	0	8	4	11	0	0	.314	.398	0	0	0
Robertson, Daniel	.322	15	59	11	19	5	0	1	9	5	6	0	0	.358	.458	3	0	0
Romero, Stefan	.287	25	101	16	27	5	1	5	25	10	18	0	1	.333	.485	0	0	0
Sardinas, Luis	.281	16	57	4	16	2	0	0	8	4	8	3	1	.333	.316	1	1	0
Shank, Zach	.283	27	92	14	26	7	0	0	5	10	16	0	1	.359	.359	0	2	3
Smith, Tyler	.260	23	77	8	20	2	0	1	7	4	11	0	0	.293	.325	1	0	2
Strausborger, Ryan	.143	18	49	4	7	2	0	1	8	3	17	2	1	.200	.245	2	0	0
Sucre, Jesus	.235	10	34	1	8	1	0	0	1	0	8	0	0	.235	.265	0	1	1
Vogelbach, Dan	.216	11	37	6	8	1	0	2	8	8	8	0	0	.356	.405	0	0	0
Zunino, Mike	.313	10	32	7	10	2	0	2	6	7	7	0	0	.450	.563	0	0	1
Team Total	.281	29	997	149	280	47	4	28	144	85	187	10	7	.341	.420	10	5	13

PITCHERS	W-L	ERA	G	GS	CG	SHO	SV	IP	H	R	ER	HR	HB	BB	SO	BK	WP	OPP AVG
Dugger, Robert	0-0	0.00	1	0	0	0	0	2.0	2	0	0	0	0	0	2	0	0	.250
Fry, Paul	1-0	4.66	10	0	0	0	0	9.2	9	6	5	0	1	9	12	0	1	.250
Furbush, Charlie	1-0	1.80	6	0	0	0	0	5.0	5	1	1	0	1	2	4	0	0	.278
Gaviglio, Sam	0-0	2.70	2	2	0	0	0	13.1	10	4	4	0	0	3	7	0	1	.208
Grube, Jarrett	1-1	2.63	5	4	0	0	0	24.0	18	7	7	1	1	6	24	0	2	.212
Hernandez, Felix	1-0	1.59	1	1	0	0	0	5.2	5	1	1	1	0	1	7	0	0	.238
Johnson, Steve	0-0	4.50	1	0	0	0	0	2.0	2	1	1	0	0	2	2	0	0	.286
Kittredge, Andrew	2-2	3.44	9	0	0	0	2	18.1	15	7	7	1	0	3	25	0	0	.214
Knudson, Guido	1-0	3.72	6	0	0	0	0	9.2	8	4	4	0	2	1	7	0	1	.229
Lee, Zach	0-2	5.13	5	5	0	0	0	26.1	30	16	15	5	2	8	21	0	2	.280
Martin, Cody	3-1	3.07	5	5	0	0	0	29.1	29	10	10	1	1	6	32	0	0	.257
Munson, Kevin	0-1	7.71	10	0	0	0	0	11.2	16	11	10	0	0	10	12	0	0	.356
Pagan, Emilio	0-0	3.75	8	0	0	0	0	12.0	8	5	5	3	0	5	17	0	0	.186
Parker, Blake	0-1	4.35	11	0	0	0	5	10.1	7	6	5	2	0	5	15	0	0	.189
Pries, Jordan	2-0	2.00	3	3	0	0	0	18.0	16	4	4	0	1	5	16	0	0	.235
Roach, Donn	2-1	4.03	7	3	0	0	1	22.1	21	10	10	1	0	3	16	0	1	.250
Rollins, David	1-0	0.00	1	0	0	0	0	2.0	1	0	0	0	0	1	1	0	0	.167
Sitton, Kraig	1-0	0.90	9	1	0	0	0	10.0	4	1	1	0	0	1	5	0	0	.118
Wieland, Joe	3-1	3.26	5	5	0	0	0	30.1	31	11	11	4	0	5	19	0	2	.261
Team Total	19-10	3.47	29	29	0	0	8	262.0	237	105	101	19	9	76	244	0	10	.241

FRONT
OFFICE

CHENEY
STADIUM

2017 TRIPLE-A
ALL-STAR GAME

COACHES/STAFF

2017
RAINMERS

2016 SEASON
REVIEW

OPPONENTS

HISTORY &
RECORDS

MEDIA &
MISC.

MONTHLY BATTING AND PITCHING TOTALS

AUGUST

BATTERS	AVG	G	AB	R	H	2B	3B	HR	RBI	BB	SO	SB	CS	OBP	SLG	SF	SAC	E
Aoki, Norichika	.143	3	14	0	2	0	0	0	0	0	1	0	0	.143	.143	0	0	0
Baxter, Mike	.000	2	6	1	0	0	0	0	1	1	1	1	0	.143	.000	0	0	0
Brantly, Rob	.235	17	68	5	16	3	0	2	9	2	13	0	0	.257	.368	0	0	2
Freeman, Mike	.314	22	86	13	27	6	0	2	11	12	14	1	0	.394	.453	1	0	4
Heredia, Guillermo	.219	9	32	6	7	1	0	0	5	6	2	0	0	.359	.250	0	1	0
Lee, Dae-Ho	.519	7	27	3	14	4	0	2	6	2	2	0	0	.552	.889	0	0	0
Littlewood, Marcus	.000	4	11	0	0	0	0	0	1	1	3	0	0	.083	.000	0	0	0
Marte, Ketel	.250	2	8	1	2	1	0	0	1	0	0	0	0	.250	.375	0	0	0
Peterson, D.J.	.212	17	66	11	14	4	0	3	10	3	23	0	0	.246	.409	0	0	2
Pizzano, Dario	.200	7	20	1	4	2	0	0	2	3	3	0	0	.292	.300	1	0	0
Ramsey, James	.295	22	78	11	23	5	0	1	6	8	24	0	1	.360	.397	0	1	1
Robertson, Daniel	.347	25	98	15	34	6	1	1	11	12	11	5	0	.423	.459	0	1	3
Romero, Stefen	.289	21	90	16	26	3	1	7	16	6	19	0	0	.340	.578	0	0	1
Sardinas, Luis	.333	2	3	0	1	0	0	0	0	1	0	2	0	.500	.333	0	0	0
Shank, Zach	.248	28	101	11	25	4	2	0	7	9	22	0	2	.313	.327	1	1	3
Smith, Tyler	.296	28	108	11	32	7	0	1	17	2	20	2	0	.309	.389	0	0	2
Strausborger, Ryan	.154	19	52	8	8	0	0	1	2	9	20	4	0	.290	.212	0	0	0
Sucre, Jesus	.333	16	57	6	19	3	1	0	10	3	4	0	1	.377	.421	0	0	1
Vogelbach, Dan	.250	30	104	19	26	6	0	4	20	31	21	0	0	.423	.423	1	0	1
Team Total	.272	30	1029	138	280	55	5	24	130	110	207	15	6	.346	.405	4	4	21

OPP

PITCHERS	W-L	ERA	G	GS	CG	SHO	SV	IP	H	R	ER	HR	HB	BB	SO	BK	WP	AVG
Albuquerque, Al	0-1	9.82	3	0	0	0	0	3.2	8	4	4	1	0	0	5	0	0	.444
Dugger, Robert	0-0	13.50	1	0	0	0	0	2.0	3	3	3	0	0	0	2	0	0	.333
Fry, Paul	0-0	0.79	10	1	0	0	0	11.1	6	2	1	0	0	5	12	0	0	.150
Gaviglio, Sam	3-2	4.14	6	5	1	1	0	37.0	37	18	17	4	1	10	32	0	1	.255
Gorgas, Marvin	0-0	0.00	1	0	0	0	0	1.2	2	0	0	0	0	1	0	0	0	.333
Grube, Jarrett	0-2	4.10	5	5	0	0	0	26.1	25	16	12	3	1	8	20	0	0	.253
Kittredge, Andrew	0-0	5.40	10	0	0	0	4	11.2	18	8	7	3	0	4	14	0	0	.340
Lee, Zach	0-5	8.10	6	6	0	0	0	33.1	45	32	30	5	2	9	30	0	3	.319
Martin, Cody	1-1	2.61	2	2	0	0	0	10.1	9	3	3	1	0	3	10	0	0	.243
Munson, Kevin	1-0	2.53	7	0	0	0	0	10.2	8	4	3	1	1	6	9	0	2	.235
Pagan, Emilio	1-1	4.15	9	0	0	0	1	13.0	12	6	6	1	0	4	11	0	0	.245
Paxton, James	0-0	0.00	1	1	0	0	0	3.0	2	0	0	0	0	1	3	0	0	.200
Roach, Donn	0-1	0.00	1	0	0	0	0	3.1	5	4	0	0	0	1	0	0	0	.333
Rollins, David	2-0	7.94	10	0	0	0	2	11.1	14	10	10	1	0	3	4	0	2	.311
Scribner, Evan	0-0	3.86	4	0	0	0	0	4.2	5	2	2	1	0	2	8	0	3	.278
Sitton, Kraig	0-0	2.70	8	0	0	0	0	10.0	10	3	3	1	0	0	9	0	1	.244
Snow, Forrest	1-1	4.30	3	3	0	0	0	14.2	12	7	7	3	1	5	11	0	0	.218
Venditte, Pat	1-0	1.08	5	0	0	0	0	8.1	7	1	1	0	0	3	11	0	0	.233
Walker, Taijuan	1-0	3.60	3	3	0	0	0	15.0	12	6	6	1	1	8	6	0	1	.211
Wieland, Joe	4-1	4.91	5	4	0	0	0	25.2	26	14	14	2	2	9	32	0	2	.268
Zych, Tony	0-0	0.00	3	0	0	0	0	3.0	0	0	0	0	0	0	6	0	0	.000
Team Total	15-15	4.47	30	30	1	3	7	260.0	266	143	129	28	9	82	225	0	15	.264

SEPTEMBER

BATTERS	AVG	G	AB	R	H	2B	3B	HR	RBI	BB	SO	SB	CS	OBP	SLG	SF	SAC	E
Aoki, Norichika	.294	5	17	4	5	1	0	1	3	0	3	1	0	.278	.529	1	0	0
Baxter, Mike	.231	5	13	3	3	1	0	0	1	4	4	1	0	.412	.308	0	0	0
Brantly, Rob	.200	5	20	1	4	1	1	1	3	1	3	0	0	.238	.500	0	0	0
Filia, Eric	.000	1	1	0	0	0	0	0	0	1	0	0	0	.500	.000	0	0	0
Freeman, Mike	.263	4	19	2	5	0	0	1	4	1	5	0	0	.300	.421	0	0	0
Littlewood, Marcus	.091	4	11	1	1	0	0	0	0	2	4	0	0	.231	.091	0	1	1
Ramsey, James	.158	5	19	1	3	0	1	0	0	4	9	0	0	.304	.263	0	0	0
Robertson, Daniel	.214	4	14	1	3	1	0	0	1	4	0	1	0	.389	.286	0	0	0
Romero, Stefen	.000	3	9	0	0	0	0	0	1	1	3	0	0	.091	.000	1	0	0
Shank, Zach	.286	5	21	3	6	2	0	0	0	0	8	0	0	.286	.381	0	0	1
Smith, Tyler	.188	4	16	0	3	0	0	0	0	2	3	0	0	.278	.188	0	0	0
Strausborger, Ryan	.200	3	10	0	2	0	0	0	1	0	4	0	0	.200	.200	0	0	0
Sucre, Jesus	.000	1	1	0	0	0	0	0	0	0	0	0	0	.000	.000	0	0	0
Vogelbach, Dan	.231	3	13	1	3	0	0	1	4	3	5	0	0	.375	.462	0	0	0
Team Total	.207	5	184	18	38	6	2	4	18	23	51	3	0	.292	.326	2	1	3

OPP

PITCHERS	W-L	ERA	G	GS	CG	SHO	SV	IP	H	R	ER	HR	HB	BB	SO	BK	WP	AVG
Albuquerque, Al	0-0	0.00	3	0	0	0	0	2.1	1	0	0	0	0	4	1	0	0	.125
Fry, Paul	1-0	0.00	2	0	0	0	0	4.2	1	0	0	0	1	2	8	0	0	.071
Gaviglio, Sam	0-0	2.70	1	1	0	0	0	6.2	7	4	2	1	0	0	7	0	0	.250
Grube, Jarrett	0-0	0.00	1	1	0	0	0	6.0	3	0	0	0	0	4	6	0	1	.150
Guaipae, Mayckol	0-0	5.40	2	0	0	0	0	1.2	2	1	1	1	0	0	2	0	0	.286
Kittredge, Andrew	0-0	0.00	2	0	0	0	1	3.0	2	0	0	0	0	1	4	0	0	.200
Lee, Zach	0-1	11.12	1	1	0	0	0	5.2	10	7	7	1	0	2	5	0	1	.385
Martin, Cody	0-0	0.00	1	1	0	0	0	6.0	4	0	0	0	0	0	8	0	0	.182
Munson, Kevin	1-0	0.00	2	0	0	0	0	4.0	2	0	0	0	0	1	7	0	0	.167
Pagan, Emilio	0-1	3.86	2	0	0	0	0	2.1	2	1	1	1	0	0	4	0	0	.250
Rollins, David	0-0	13.50	2	0	0	0	0	1.1	3	2	2	0	0	1	1	0	0	.750
Sitton, Kraig	0-0	81.00	1	0	0	0	0	0.1	1	3	3	1	1	1	1	0	0	.500
Snow, Forrest	0-0	0.00	1	0	0	0	0	1.1	2	0	0	0	0	1	2	0	1	.333
Storen, Drew	0-0	0.00	1	0	0	0	0	1.0	1	0	0	0	0	0	1	0	0	.250
Wieland, Joe	1-0	3.18	1	1	0	0	0	5.2	6	2	2	0	0	1	9	0	1	.273
Team Total	3-2	3.12	5	5	0	0	1	52.0	47	20	18	5	2	18	66	0	4	.244

BATTING TOTALS VS. RIGHT-HANDED AND LEFT-HANDED PITCHERS

VS. RIGHT-HANDED PITCHING

PLAYER	AVG	G	AB	R	H	2B	3B	HR	RBI	BB	SO	SB	CS	SLG	OBP
Aoki, Norichika	.338	71	15	24	3	0	1	6	7	10	4	0		.423	.400
Baxter, Mike	.269	167	26	45	11	2	6	30	26	34	6	0		.467	.376
Brantly, Rob	.269	253	32	68	11	1	13	38	7	38	0	1		.474	.293
Freeman, Mike	.301	335	54	101	19	5	3	34	33	63	9	1		.415	.362
Heredia, Guillermo	.356	101	24	36	6	1	2	11	10	11	1	0		.495	.431
Jones, P.J.	.000	1	0	0	0	0	0	0	0	0	0	0		.000	.000
Kivlehan, Patrick	.276	105	12	29	3	2	4	18	5	33	1	2		.457	.309
Lee, Dae-Ho	.500	18	1	9	4	0	0	3	1	2	0	0		.722	.526
Littlewood, Marcus	.083	12	1	1	0	0	0	0	1	4	0	0		.083	.154
Lucas, Ed	.237	97	12	23	7	1	0	11	5	21	0	0		.330	.279
Marte, Ketel	.100	20	3	2	0	0	0	1	2	1	2	0		.100	.182
Navarro, Efrén	.251	191	27	48	9	1	4	25	18	38	0	0		.372	.315
O'Malley, Shawn	.291	55	14	16	3	0	1	7	11	15	3	0		.400	.412
Peterson, D.J.	.233	133	18	31	4	0	8	29	9	42	0	1		.444	.297
Pizzano, Dario	.277	195	21	54	11	4	2	24	14	29	0	0		.405	.322
Powell, Boog	.268	179	25	48	7	1	3	23	17	26	7	4		.369	.327
Ramsey, James	.276	268	37	74	17	4	7	37	25	83	5	5		.448	.349
Robertson, Daniel	.316	272	34	86	15	5	4	31	23	30	8	2		.452	.372
Romero, Stefan	.302	318	57	96	17	5	17	65	20	57	1	1		.547	.347
Sardinas, Luis	.220	118	13	26	0	0	0	9	8	16	7	4		.220	.277
Shank, Zach	.276	192	29	53	8	2	3	15	20	40	1	4		.385	.350
Smith, Tyler	.249	269	24	67	11	0	3	27	14	54	3	2		.323	.293
Strausborger, Ryan	.237	190	25	45	7	0	5	19	12	49	11	2		.353	.291
Sucre, Jesus	.308	65	6	20	3	1	0	7	3	6	0	1		.385	.348
Taylor, Chris	.292	171	32	50	14	3	2	12	24	33	10	3		.444	.384
Vogelbach, Dan	.314	338	58	106	20	1	17	79	73	65	0	0		.530	.438
Zunino, Mike	.313	201	37	63	13	0	12	47	15	47	0	0		.557	.373
Team Total	.277	3551	513	983	177	30	96	493	309	671	60	27		.425	.339

VS. LEFT-HANDED PITCHING

PLAYER	AVG	G	AB	R	H	2B	3B	HR	RBI	BB	SO	SB	CS	SLG	OBP
Aoki, Norichika	.280	25	2	7	2	0	0	1	1	3	0	0	0	.360	.296
Baxter, Mike	.169	65	10	11	2	0	1	6	4	17	2	0	0	.246	.247
Brantly, Rob	.120	50	2	6	2	0	1	5	1	15	0	0	0	.220	.137
Filia, Eric	.000	1	0	0	0	0	0	0	0	0	0	0	0	.000	.000
Freeman, Mike	.351	111	17	39	4	1	1	5	18	31	3	0	0	.432	.450
Heredia, Guillermo	.189	37	3	7	0	0	0	2	2	4	2	0	0	.189	.225
Kivlehan, Patrick	.327	52	9	17	5	0	4	7	3	16	1	0	0	.654	.364
Lee, Dae-Ho	.556	9	2	5	0	0	0	2	3	1	0	0	0	1.222	.600
Littlewood, Marcus	.000	10	0	0	0	0	0	1	2	3	0	0	0	.000	.167
Lucas, Ed	.220	41	9	9	5	0	3	11	1	4	0	0	0	.561	.233
Marte, Ketel	.500	8	2	4	2	0	0	1	0	0	0	0	0	.750	.444
Navarro, Efrén	.221	77	13	17	2	2	1	6	10	25	0	0	0	.338	.318
O'Malley, Shawn	.370	27	1	10	2	1	0	6	2	3	2	1	1	.519	.414
Peterson, D.J.	.311	45	8	14	3	1	0	6	2	9	0	0	0	.422	.340
Pizzano, Dario	.192	52	2	10	1	0	0	5	2	13	0	0	0	.212	.222
Powell, Boog	.275	69	14	19	2	1	0	4	5	16	3	2	2	.333	.324
Ramsey, James	.229	83	8	19	1	0	2	7	11	30	0	0	0	.313	.319
Robertson, Daniel	.228	136	16	31	4	2	2	15	19	11	5	0	0	.331	.327
Romero, Stefan	.310	100	13	31	7	1	4	20	16	10	0	0	0	.520	.403
Sardinas, Luis	.333	45	4	15	4	0	0	8	1	4	0	0	0	.422	.348
Shank, Zach	.326	89	12	29	8	0	0	7	3	15	0	1	1	.416	.348
Smith, Tyler	.309	123	18	38	9	0	2	10	6	14	3	0	0	.431	.344
Strausborger, Ryan	.226	84	12	19	3	0	1	8	10	25	4	2	2	.298	.316
Sucre, Jesus	.206	34	1	7	1	0	0	4	0	9	0	0	0	.235	.206
Taylor, Chris	.355	76	9	27	5	1	1	17	5	16	2	2	2	.487	.395
Vogelbach, Dan	.231	121	21	28	5	1	6	17	24	36	0	0	0	.438	.359
Zunino, Mike	.215	79	10	17	2	0	5	10	20	22	0	1	1	.430	.382
Team Total	.259	1370	176	355	71	9	28	165	137	272	21	7	7	.385	.329

FRONT
OFFICE

CHENEY
STADIUM

2017 TRIPLE-A
ALL-STAR GAME

COACHES/STAFF

2017
RAINIERS

2016 SEASON
REVIEW

OPPONENTS

HISTORY &
RECORDS

MEDIA &
MISC.

PITCHING TOTALS VS. RIGHT-HANDED AND LEFT-HANDED HITTERS

VS. RIGHT-HANDED HITTING

PITCHER	W-L	ERA	IP	H	R	ER	HR	HB	BB	SO	WP	OPP AVG
Albuquerque, Al	-	2.87	15.2	21	5	5	0	0	11	16	1	.313
Aro, Jonathan	-	2.74	23.0	16	9	7	1	0	4	18	1	.200
Brentz, Jake	-	0.00	1.0	0	0	0	0	1	0	0	0	.000
Coleman, Casey	-	2.70	23.1	13	8	7	1	0	7	27	1	.155
DeFratus, Justin	-	1.96	18.1	9	4	4	0	1	3	16	3	.143
Dugger, Robert	-	10.12	2.2	3	3	3	0	0	0	2	0	.273
Fry, Paul	-	2.64	30.2	26	13	9	0	0	21	31	2	.234
Furbush, Charlie	-	2.70	3.1	2	1	1	0	1	1	3	0	.182
Gaviglio, Sam	-	4.04	35.2	35	18	16	5	1	6	33	0	.246
Gorgas, Marvin	-	0.00	1.1	2	0	0	0	0	0	0	0	.400
Grube, Jarrett	-	3.09	43.2	33	18	15	6	2	9	51	5	.209
Guaipa, Mayckol	-	1.23	7.1	4	1	1	1	0	1	9	0	.154
Hernandez, Felix	-	2.25	4.0	4	1	1	1	0	0	7	0	.267
Hunter, Kyle	-	0.00	0.1	2	0	0	0	0	2	0	0	.667
Johnson, Steve	-	2.53	10.2	5	3	3	0	1	4	11	0	.139
Kittredge, Andrew	-	3.38	21.1	23	10	8	4	0	6	30	0	.264
Knudson, Guido	-	2.45	7.1	5	2	2	0	0	1	4	1	.200
Lee, Zach	-	5.73	77.0	97	56	49	10	4	16	57	4	.303
Martin, Cody	-	4.12	59.0	51	27	27	3	1	15	63	1	.237
Mills, Brad	-	5.64	30.1	32	19	19	8	0	12	23	2	.274
Munson, Kevin	-	4.50	18.0	15	10	9	1	1	10	19	2	.246
Pagan, Emilio	-	3.72	19.1	20	8	8	2	0	9	19	0	.263
Parker, Blake	-	4.50	18.0	14	10	9	3	1	5	25	1	.222
Paxton, James	-	4.66	36.2	36	20	19	5	0	9	42	4	.254
Pries, Jordan	-	1.20	15.0	13	2	2	0	1	4	12	1	.232
Roach, Donn	-	4.38	49.1	53	31	24	4	3	9	28	2	.273
Rollins, David	-	3.52	23.0	19	9	9	3	0	5	13	2	.226
Sampson, Adrian	-	2.72	43.0	31	13	13	3	0	4	37	1	.203
Scribner, Evan	-	3.00	3.0	3	1	1	0	0	1	4	3	.273
Sitton, Kraig	-	4.84	22.1	24	12	12	2	1	4	14	0	.264
Snow, Forrest	-	7.56	8.1	13	7	7	3	1	1	6	0	.342
Storen, Drew	-	0.00	1.0	0	0	0	0	0	0	1	0	.000
Venditte, Pat	-	1.42	6.1	5	1	1	0	0	2	7	0	.227
Walker, Taijuan	-	4.91	7.1	5	4	4	0	0	4	3	0	.185
Wieland, Joe	-	6.38	66.1	90	52	47	7	4	21	69	6	.323
Wilhelmsen, Tom	-	3.38	5.1	4	2	2	1	0	0	1	0	.200
Zych, Tony	-	0.00	1.0	0	0	0	0	0	0	3	0	.000
Team Total	-	0.00	704.2	665	353		69	24	192	657	39	.248

VS. LEFT-HANDED HITTING

PITCHER	W-L	ERA	IP	H	R	ER	HR	HB	BB	SO	WP	OPP AVG
Albuquerque, Al	-	5.79	14.0	12	11	9	1	0	6	16	2	.235
Aro, Jonathan	-	2.03	13.1	13	4	3	1	0	6	7	0	.255
Brentz, Jake	-	40.50	0.2	2	4	3	0	0	2	1	1	.667
Coleman, Casey	-	1.15	15.2	14	4	2	1	0	5	11	0	.233
DeFratus, Justin	-	5.59	9.2	14	6	6	2	1	4	2	0	.341
Dugger, Robert	-	0.00	1.1	2	0	0	0	0	0	2	0	.333
Fry, Paul	-	2.96	24.1	22	10	8	1	4	10	34	1	.242
Furbush, Charlie	-	0.00	1.2	3	0	0	0	0	1	1	0	.429
Gaviglio, Sam	-	3.29	27.1	24	11	10	2	0	8	17	2	.238
Gorgas, Marvin	-	0.00	0.1	0	0	0	0	0	1	0	0	.000
Grube, Jarrett	-	4.35	31.0	30	16	15	4	0	15	18	1	.256
Guaipa, Mayckol	-	5.14	7.0	6	4	4	0	1	3	4	1	.240
Hernandez, Felix	-	0.00	1.2	1	0	0	0	0	1	0	0	.167
Hunter, Kyle	-	9.00	4.0	4	4	4	1	0	1	3	0	.267
Johnson, Steve	-	1.59	11.1	9	2	2	1	1	2	15	2	.225
Kittredge, Andrew	-	3.78	16.2	16	8	7	1	0	3	17	0	.250
Knudson, Guido	-	7.71	2.1	3	2	2	0	2	0	3	0	.300
Lee, Zach	-	6.59	71.0	96	55	52	12	0	23	50	5	.325
Martin, Cody	-	3.09	55.1	55	21	19	3	4	18	51	3	.261
Mills, Brad	-	4.50	14.0	16	7	7	0	0	10	9	1	.296
Munson, Kevin	-	4.32	8.1	11	5	4	0	0	7	9	0	.367
Pagan, Emilio	-	3.60	15.0	8	6	6	4	0	9	20	0	.160
Parker, Blake	-	1.25	21.2	10	3	3	1	0	6	31	1	.135
Paxton, James	-	1.29	14.0	7	4	2	1	0	6	11	0	.149
Pries, Jordan	-	7.45	9.2	11	8	8	0	0	3	9	1	.282
Roach, Donn	-	3.84	58.2	63	26	25	3	1	10	34	2	.278
Rollins, David	-	4.03	22.1	20	11	10	1	0	1	19	0	.247
Sampson, Adrian	-	3.86	37.1	50	17	16	2	1	8	24	0	.329
Scribner, Evan	-	5.40	1.2	2	1	1	1	0	1	4	0	.286
Sitton, Kraig	-	0.87	20.2	18	3	2	0	2	3	17	3	.237
Snow, Forrest	-	0.00	7.2	1	0	0	0	0	5	7	1	.043
Storen, Drew	-	---	0.0	1	0	0	0	0	0	0	0	1.000
Venditte, Pat	-	0.00	2.0	2	0	0	0	0	1	4	0	.250
Walker, Taijuan	-	2.35	7.2	7	2	2	1	1	4	3	1	.233
Wieland, Joe	-	4.34	58.0	64	30	28	8	1	18	49	4	.277
Wilhelmsen, Tom	-	0.00	5.2	3	0	0	0	0	1	6	0	.150
Zych, Tony	-	0.00	2.0	0	0	0	0	0	0	3	0	.000
Team Total	-	0.00	564.1	559	252		45	19	188	470	30	.260

HOME BATTING AND PITCHING TOTALS

HOME BATTING TOTALS

PLAYER	AVG	G	AB	R	H	2B	3B	HR	RBI	BB	SO	SB	CS	SLG	OBP	E
Aoki, Norichika	.333	17	69	14	23	3	0	1	6	4	9	3	0	.420	.360	0
Baxter, Mike	.200	37	115	20	23	5	1	5	21	20	28	5	0	.391	.336	0
Brantly, Rob	.263	45	152	18	40	9	1	7	18	6	21	0	1	.474	.296	4
Filia, Eric	.000	1	1	1	0	0	0	0	0	1	0	0	0	.000	.500	0
Freeman, Mike	.303	57	218	34	66	8	3	3	18	28	47	4	0	.408	.383	3
Heredia, Guillermo	.393	15	61	12	24	3	1	2	7	3	7	2	0	.574	.439	1
Kivlehan, Patrick	.321	23	81	14	26	4	1	6	12	4	23	2	1	.617	.353	4
Lee, Dae-Ho	.500	4	14	2	7	1	0	2	4	2	1	0	0	1.000	.563	0
Littlewood, Marcus	.067	5	15	1	1	0	0	0	1	2	5	0	0	.067	.176	1
Lucas, Ed	.303	19	66	12	20	7	0	2	11	1	11	0	0	.500	.309	1
Marte, Ketel	.250	6	24	5	6	2	0	0	2	1	0	2	0	.333	.269	0
Navarro, Efrén	.171	33	117	14	20	4	0	1	12	13	31	0	0	.231	.258	0
O'Malley, Shawn	.333	12	36	9	12	1	1	1	6	9	8	3	1	.500	.457	0
Peterson, D.J.	.275	26	91	15	25	4	1	5	23	9	20	0	1	.505	.352	2
Pizzano, Dario	.235	37	102	9	24	6	1	1	12	11	19	0	0	.343	.313	0
Powell, Boog	.319	30	113	20	36	2	1	3	16	10	19	4	2	.434	.371	0
Ramsey, James	.282	54	170	20	48	8	3	4	23	19	52	1	2	.435	.358	2
Robertson, Daniel	.283	59	198	21	56	9	3	0	21	25	20	9	1	.359	.361	2
Romero, Stefan	.245	57	216	26	53	12	3	7	40	21	44	1	1	.426	.317	0
Sardinas, Luis	.262	25	84	10	22	1	0	0	11	6	12	2	4	.274	.312	0
Shank, Zach	.232	40	125	18	29	7	1	1	4	16	27	0	1	.328	.324	4
Smith, Tyler	.214	53	168	18	36	5	0	4	20	10	30	4	0	.315	.256	3
Strausborger, Ryan	.209	48	153	16	32	4	0	4	14	9	40	8	3	.314	.227	1
Sucre, Jesus	.220	15	50	2	11	1	0	0	6	0	9	0	1	.240	.220	1
Taylor, Chris	.274	31	113	18	31	8	1	1	10	15	24	5	3	.389	.362	4
Vogelbach, Dan	.262	70	229	34	60	8	1	8	39	56	59	0	0	.410	.411	3
Zunino, Mike	.241	34	112	16	27	6	0	3	19	17	30	0	1	.375	.358	2
Team Total	.254	72	2353	320	597	103	17	58	306	247	468	45	19	.386	.328	37

HOME PITCHING TOTALS

PITCHERS	W-L	ERA	G	GS	CG	SHO	SV	IP	H	R	ER	HR	HB	BB	SO	WP	OPP
Albuquerque, Al	1-0	2.40	16	0	0	0	6	15.0	17	6	4	0	0	10	14	3	.279
Aro, Jonathan	2-0	0.56	11	1	0	0	1	16.0	8	1	1	0	0	4	11	1	.145
Brentz, Jake	0-0	0.00	1	0	0	0	0	1.0	0	0	0	0	0	0	1	0	.000
Coleman, Casey	2-0	3.38	12	0	0	0	1	16.0	11	7	6	1	0	8	16	1	.190
DeFratus, Justin	0-1	1.29	10	0	0	0	0	14.0	11	2	2	1	1	1	12	2	.208
Dugger, Robert	0-0	0.00	1	0	0	0	0	2.0	2	0	0	0	0	0	2	0	.250
Fry, Paul	2-0	2.48	23	1	0	0	0	32.2	22	13	9	0	1	18	46	1	.191
Furbush, Charlie	1-0	0.00	5	0	0	0	0	4.0	3	0	0	0	1	2	4	0	.214
Gaviglio, Sam	1-1	2.12	5	4	1	1	0	34.0	27	10	8	3	1	4	26	1	.214
Grube, Jarrett	1-3	3.55	9	8	0	0	0	45.2	39	18	18	6	1	17	44	5	.234
Guaiepe, Mayckol	0-1	2.61	8	0	0	0	3	10.1	6	3	3	1	1	3	8	0	.167
Hernandez, Felix	0-0	1.59	1	1	0	0	0	5.2	5	1	1	1	0	1	7	0	.238
Hunter, Kyle	1-0	9.00	1	0	0	0	0	1.0	1	1	1	1	0	0	0	0	.250
Johnson, Steve	1-0	2.61	5	0	0	0	0	10.1	5	3	3	0	2	3	14	0	.143
Kittredge, Andrew	1-1	1.80	12	0	0	0	0	20.0	14	4	4	0	0	5	27	0	.194
Knudson, Guido	1-0	3.18	4	0	0	0	0	5.2	6	2	2	0	2	1	2	1	.273
Lee, Zach	4-7	5.84	13	13	0	0	0	74.0	106	56	48	10	1	12	55	5	.332
Martin, Cody	6-5	2.97	14	11	0	0	0	66.2	59	23	22	4	3	13	64	0	.238
Mills, Brad	1-0	3.60	4	4	0	0	0	20.0	19	8	8	2	0	9	15	2	.264
Munson, Kevin	1-1	4.11	11	0	0	0	0	15.1	15	8	7	0	0	8	16	0	.273
Pagan, Emilio	1-1	2.66	13	0	0	0	0	20.1	15	6	6	4	0	9	25	0	.208
Parker, Blake	1-2	3.22	21	0	0	0	9	22.1	15	8	8	3	0	5	33	0	.192
Paxton, James	1-1	4.91	5	5	0	0	0	22.0	21	13	12	3	0	7	29	2	.239
Pries, Jordan	0-0	2.45	2	1	0	0	0	7.1	7	2	2	0	0	1	4	0	.259
Roach, Donn	4-1	2.81	10	8	0	0	1	51.1	46	16	16	4	2	7	31	1	.240
Rollins, David	3-0	2.93	20	0	0	0	0	27.2	20	9	9	3	0	3	23	2	.204
Sampson, Adrian	3-0	1.13	5	5	0	0	0	32.0	22	4	4	1	1	5	24	1	.190
Scribner, Evan	0-0	6.75	2	0	0	0	0	2.2	3	2	2	1	0	2	4	2	.300
Sitton, Kraig	1-1	4.37	18	1	0	0	0	22.2	23	11	11	1	1	5	17	2	.261
Snow, Forrest	1-0	1.42	2	1	0	0	0	6.1	5	1	1	0	0	3	5	1	.217
Storen, Drew	0-0	0.00	1	0	0	0	0	1.0	1	0	0	0	0	0	1	0	.250
Venditte, Pat	0-0	0.00	2	0	0	0	0	3.1	2	0	0	0	0	1	3	0	.182
Walker, Taijuan	0-0	4.15	1	1	0	0	0	4.1	3	2	2	1	0	2	1	0	.188
Wieland, Joe	10-2	3.62	15	14	0	0	0	77.0	83	33	31	8	1	22	73	8	.274
Zych, Tony	0-0	0.00	1	0	0	0	0	1.0	0	0	0	0	0	0	2	0	.000
Team Total	46-26	3.12	72	72	1	5	19	658.0	573	241	228	53	19	180	615	35	.234

FRONT
OFFICE

CHENEY
STADIUM

2017 TRIPLE-A
ALL-STAR GAME

COACHES/STAFF

2017
RAINIERS

2016 SEASON
REVIEW

OPPONENTS

HISTORY &
RECORDS

MEDIA &
MISC.

ROAD BATTING AND PITCHING TOTALS

ROAD BATTING TOTALS

PLAYER	AVG	G	AB	R	H	2B	3B	HR	RBI	BB	SO	SB	CS	SLG	OBP	E
Aoki, Norichika	.296	7	27	3	8	2	0	0	1	4	4	1	0	.370	.406	0
Baxter, Mike	.282	32	117	16	33	8	1	2	15	10	23	3	0	.419	.346	0
Brantly, Rob	.225	40	151	16	34	4	0	7	25	2	32	0	0	.391	.239	2
Freeman, Mike	.325	57	228	37	74	15	3	1	21	23	47	8	1	.430	.387	6
Heredia, Guillermo	.247	20	77	15	19	3	0	0	6	9	8	1	0	.286	.333	0
Jones, P.J.	.000	1	1	0	0	0	0	0	0	0	0	0	0	.000	.000	0
Kivlehan, Patrick	.263	20	76	7	20	4	1	2	13	4	26	0	1	.421	.300	0
Lee, Dae-Ho	.538	3	13	1	7	3	0	0	2	0	1	0	0	.769	.538	0
Littlewood, Marcus	.000	3	7	0	0	0	0	0	0	1	2	0	0	.000	.125	0
Lucas, Ed	.167	19	72	9	12	5	1	1	11	5	14	0	0	.306	.228	2
Marte, Ketel	.000	1	4	0	0	0	0	0	0	1	1	0	0	.000	.200	0
Navarro, Efrén	.298	39	151	26	45	7	3	4	19	15	32	0	0	.464	.361	3
O'Malley, Shawn	.304	13	46	6	14	4	0	0	7	4	10	2	0	.391	.373	1
Peterson, D.J.	.230	20	87	11	20	3	0	3	12	2	31	0	0	.368	.256	1
Pizzano, Dario	.276	40	145	14	40	6	3	1	17	5	23	0	0	.379	.294	0
Powell, Boog	.230	34	135	19	31	7	1	0	11	12	23	6	4	.296	.289	3
Ramsey, James	.249	56	181	25	45	10	1	5	21	17	61	4	3	.398	.327	0
Robertson, Daniel	.290	55	210	29	61	10	4	6	25	17	21	4	1	.462	.352	2
Romero, Stefan	.366	49	202	44	74	12	3	14	45	15	23	0	0	.663	.410	1
Sardinas, Luis	.241	19	79	7	19	3	0	0	6	3	8	5	0	.278	.277	2
Shank, Zach	.340	41	156	23	53	9	1	2	18	7	28	1	4	.449	.371	3
Smith, Tyler	.308	61	224	24	69	15	0	1	17	10	38	2	2	.388	.349	7
Strausborger, Ryan	.264	37	121	21	32	6	0	2	13	13	34	7	1	.364	.338	1
Sucre, Jesus	.327	14	49	5	16	3	1	0	5	3	6	0	0	.429	.377	1
Taylor, Chris	.343	32	134	23	46	11	3	2	19	14	25	7	2	.515	.409	9
Vogelbach, Dan	.322	63	230	45	74	17	1	15	57	41	42	0	0	.600	.424	3
Zunino, Mike	.315	45	168	31	53	9	0	14	38	18	39	0	0	.619	.389	4
Team Total	.289	72	2568	369	741	145	22	66	352	199	475	36	15	.439	.344	50

ROAD PITCHING TOTALS

PITCHERS	W-L	ERA	G	GS	CG	SHO	SV	IP	H	R	ER	HR	HB	BB	SO	WP	AVG
Albuquerque, Al	0-1	6.14	14	0	0	0	2	14.2	16	10	10	1	0	7	18	0	.281
Aro, Jonathan	1-2	3.98	13	0	0	0	0	20.1	21	12	9	2	0	6	14	0	.276
Brentz, Jake	0-0	40.50	1	0	0	0	0	0.2	2	4	3	0	1	2	0	0	11.000
Coleman, Casey	0-0	1.17	15	0	0	0	3	23.0	16	5	3	1	0	4	22	0	.186
DeFratus, Justin	2-1	5.14	9	0	0	0	0	14.0	12	8	8	1	1	6	6	1	.235
Dugger, Robert	0-0	13.50	1	0	0	0	0	2.0	3	3	3	0	0	0	2	0	.333
Fry, Paul	1-1	3.22	25	0	0	0	0	22.1	26	10	8	1	3	13	19	2	.299
Furbush, Charlie	0-0	9.00	1	0	0	0	0	1.0	2	1	1	0	0	0	0	0	.500
Gaviglio, Sam	2-1	5.59	5	5	0	0	0	29.0	32	19	18	4	0	10	24	1	.274
Gorgas, Marvin	0-0	0.00	1	0	0	0	0	1.2	2	0	0	0	0	1	0	0	.333
Grube, Jarrett	0-1	3.72	6	5	0	0	0	29.0	24	16	12	4	1	7	25	1	.222
Guaipé, Mayckol	0-0	4.50	4	0	0	0	1	4.0	4	2	2	0	0	1	5	1	.267
Hunter, Kyle	0-0	8.10	1	0	0	0	0	3.1	5	3	3	0	0	3	3	0	.357
Johnson, Steve	2-0	1.54	6	0	0	0	0	11.2	9	2	2	1	0	3	12	2	.220
Kittredge, Andrew	1-1	5.50	11	1	0	0	3	18.0	25	14	11	5	0	4	20	0	.316
Knudson, Guido	0-0	4.50	2	0	0	0	0	4.0	2	2	2	0	0	0	5	0	.154
Lee, Zach	3-7	6.45	14	14	0	0	0	74.0	87	55	53	12	3	27	52	4	.294
Martin, Cody	4-2	4.53	11	9	0	0	0	47.2	47	25	24	2	2	20	50	4	.264
Mills, Brad	2-3	6.66	5	5	0	0	0	24.1	29	18	18	6	0	13	17	1	.293
Munson, Kevin	1-0	4.91	8	0	0	0	0	11.0	11	7	6	1	1	9	12	2	.306
Pagan, Emilio	0-1	5.14	10	0	0	0	1	14.0	13	8	8	2	0	9	14	0	.241
Parker, Blake	0-0	2.08	17	0	0	0	10	17.1	9	5	4	1	1	6	23	2	.153
Paxton, James	3-2	2.83	6	6	0	0	0	28.2	22	11	9	3	0	8	24	2	.218
Pries, Jordan	2-1	4.15	5	2	0	0	0	17.1	17	8	8	0	1	6	17	2	.250
Roach, Donn	2-5	5.24	12	9	0	0	0	56.2	70	41	33	3	2	12	31	3	.306
Rollins, David	2-0	5.09	17	0	0	0	2	17.2	19	11	10	1	0	3	9	0	.284
Sampson, Adrian	4-4	4.66	8	8	0	0	0	48.1	59	26	25	4	0	7	37	0	.312
Scribner, Evan	0-0	0.00	2	0	0	0	0	2.0	2	0	0	0	0	0	4	1	.250
Sitton, Kraig	0-1	1.33	17	0	0	0	0	20.1	19	4	3	1	2	2	14	1	.241
Snow, Forrest	0-1	5.59	2	2	0	0	0	9.2	9	6	6	3	1	3	8	0	.237
Venditte, Pat	1-0	1.80	3	0	0	0	0	5.0	5	1	1	0	0	2	8	0	.263
Walker, Taijuan	1-0	3.38	2	2	0	0	0	10.2	9	4	4	0	1	6	5	1	.220
Wieland, Joe	4-4	8.37	11	10	0	0	0	47.1	71	49	44	7	4	17	45	2	.343
Wilhelmsen, Tom	0-0	1.50	4	0	0	0	0	6.0	3	1	1	0	0	1	3	0	.143
Zych, Tony	0-0	0.00	2	0	0	0	0	2.0	0	0	0	0	0	0	4	0	.000
Team Total	35-36	4.79	72	72	0	3	20	611.0	651	364	325	61	24	200	512	34	.274

SITUATIONAL BATTING TOTALS

LEADING OFF AN INNING

PLAYER	AVG	AB	H	2B	3B	HR	RBI	BB	SO	OBP	SLG
Aoki, Norichika	.270	37	10	3	0	0	0	3	2	.341	.351
Baxter, Mike	.271	48	13	4	0	0	0	6	10	.375	.354
Brantly, Rob	.246	69	17	3	1	5	5	1	8	.257	.536
Freeman, Mike	.240	121	29	5	1	2	2	15	32	.328	.347
Heredia, Guillermo	.192	26	5	0	0	0	0	3	2	.300	.192
Kivlehan, Patrick	.400	40	16	1	1	5	5	1	12	.415	.850
Lee, Dae-Ho	.333	12	4	2	0	1	1	0	2	.333	.750
Littlewood, Marcus	.000	4	0	0	0	0	0	0	2	.000	.000
Lucas, Ed	.200	30	6	1	0	1	1	0	6	.200	.333
Marte, Ketel	.222	9	2	0	0	0	0	1	0	.300	.222
Navarro, Efrén	.327	55	18	4	2	2	2	3	15	.362	.582
O'Malley, Shawn	.348	23	8	0	1	0	0	4	5	.444	.435
Peterson, D.J.	.268	41	11	0	0	5	5	2	16	.318	.634
Pizzano, Dario	.192	52	10	1	2	0	0	1	9	.208	.288
Powell, Boog	.297	91	27	2	1	1	1	7	15	.347	.374
Ramsey, James	.232	82	19	4	1	1	1	4	27	.267	.341
Robertson, Daniel	.229	118	27	7	0	2	2	10	8	.289	.339
Romero, Stefen	.305	82	25	5	1	4	4	7	15	.360	.537
Sardinas, Luis	.294	34	10	2	0	0	0	4	3	.368	.353
Shank, Zach	.338	68	23	5	0	0	0	2	10	.357	.412
Smith, Tyler	.309	94	29	2	0	2	2	1	17	.316	.394
Strausborger, Ryan	.315	73	23	5	0	5	5	3	13	.342	.589
Sucre, Jesus	.292	24	7	1	0	0	0	0	6	.292	.333
Taylor, Chris	.293	41	12	4	1	0	0	5	8	.370	.439
Vogelbach, Dan	.280	118	33	10	2	6	6	21	28	.397	.551
Zunino, Mike	.344	64	22	7	0	7	7	12	8	.462	.781
Team Total	.278	1174	326	58	11	39	39	86	206	.331	.445

RUNNERS ON BASE

PLAYER	AVG	AB	H	2B	3B	HR	RBI	BB	SO	OBP	SLG
Aoki, Norichika	.353	34	12	1	0	1	7	2	5	.368	.471
Baxter, Mike	.265	98	26	7	2	4	33	17	22	.373	.500
Brantly, Rob	.241	133	32	6	0	6	35	5	24	.277	.421
Filia, Eric		0	0	0	0	0	0	1	0	1.000	
Freeman, Mike	.331	181	60	10	5	2	37	20	33	.397	.475
Heredia, Guillermo	.333	66	22	3	1	1	12	6	7	.387	.455
Kivlehan, Patrick	.263	76	20	4	1	2	19	4	26	.300	.421
Lee, Dae-Ho	.625	8	5	1	0	0	4	2	0	.700	.750
Littlewood, Marcus	.091	11	1	0	0	0	1	3	2	.286	.091
Lucas, Ed	.208	72	15	7	0	1	20	4	14	.244	.347
Marte, Ketel	.308	13	4	2	0	0	2	0	0	.286	.462
Navarro, Efrén	.237	131	31	3	1	1	27	15	34	.318	.298
O'Malley, Shawn	.382	34	13	3	0	1	13	6	6	.476	.559
Peterson, D.J.	.282	85	24	4	1	3	30	5	22	.330	.459
Pizzano, Dario	.269	119	32	6	1	0	27	10	16	.316	.336
Powell, Boog	.244	82	20	3	0	1	25	7	8	.293	.317
Ramsey, James	.259	170	44	7	3	4	39	20	59	.347	.406
Robertson, Daniel	.290	169	49	7	5	2	42	16	18	.356	.426
Romero, Stefen	.329	213	70	11	3	14	78	17	32	.374	.606
Sardinas, Luis	.263	76	20	1	0	0	17	2	9	.275	.276
Shank, Zach	.248	109	27	7	1	0	19	14	22	.333	.330
Smith, Tyler	.266	177	47	9	0	3	35	15	23	.333	.367
Strausborger, Ryan	.211	123	26	3	0	1	22	13	39	.301	.260
Sucre, Jesus	.260	50	13	3	1	0	11	3	4	.302	.360
Taylor, Chris	.370	108	40	7	1	1	27	13	17	.439	.481
Vogelbach, Dan	.347	216	75	11	0	13	86	50	37	.467	.579
Zunino, Mike	.279	136	38	5	0	7	47	16	35	.363	.471
Team Total	.278	2216	617	110	18	54	588	220	406	.344	.417

FRONT
OFFICE

CHENEY
STADIUM

2017 TRIPLE-A
ALL-STAR GAME

COACHES/STAFF

2017
RAINIERS

2016 SEASON
REVIEW

OPPONENTS

HISTORY &
RECORDS

MEDIA &
MISC.

SITUATIONAL BATTING TOTALS

BASES LOADED

PLAYER	AVG	AB	H	2B	3B	HR	RBI	BB	SO	OBP	SLG
Aoki, Norichika	.000	1	0	0	0	0	1	0	0	.000	.000
Baxter, Mike	.400	5	2	0	0	0	5	1	1	.500	.400
Brantly, Rob	.333	6	2	0	0	0	4	0	1	.333	.333
Freeman, Mike	.231	13	3	1	0	0	4	0	2	.231	.308
Heredia, Guillermo	.000	3	0	0	0	0	0	0	0	.000	.000
Kivlehan, Patrick	.500	4	2	0	0	0	4	1	0	.600	.500
Lee, Dae-Ho		0	0	0	0	0	1	1	0	1.000	
Littlewood, Marcus	.000	1	0	0	0	0	0	0	1	.000	.000
Lucas, Ed	.600	5	3	1	0	1	9	0	0	.600	1.400
Marte, Ketel		0	0	0	0	0	1	0	0	.000	
Navarro, Efrén	.429	7	3	0	0	0	7	1	2	.500	.429
O'Malley, Shawn	.500	2	1	0	0	0	1	0	1	.500	.500
Peterson, D.J.	.250	4	1	0	0	0	3	1	0	.400	.250
Pizzano, Dario	.500	8	4	0	0	0	6	2	2	.600	.500
Powell, Boog	.286	7	2	0	0	0	6	0	0	.250	.286
Ramsey, James	.250	8	2	0	0	0	5	0	4	.250	.250
Robertson, Daniel	.300	10	3	0	0	1	10	0	2	.300	.600
Romero, Stefen	.556	9	5	1	0	0	13	2	2	.583	.667
Sardinas, Luis	.400	5	2	0	0	0	4	0	2	.333	.400
Shank, Zach	.500	4	2	1	0	0	4	1	2	.600	.750
Smith, Tyler	.286	14	4	0	0	0	8	0	2	.267	.286
Strausborger, Ryan	.500	6	3	0	0	0	7	0	1	.500	.500
Sucre, Jesus	.200	5	1	1	0	0	2	0	2	.200	.400
Taylor, Chris	.286	7	2	0	0	0	6	0	1	.250	.286
Vogelbach, Dan	.286	14	4	1	0	2	17	0	3	.250	.786
Zunino, Mike	.286	7	2	0	0	0	6	0	1	.250	.286
Team Total	.352	128	45	5	0	3	114	10	24	.374	.461

RUNNERS IN SCORING POSITION

PLAYER	AVG	AB	H	2B	3B	HR	RBI	BB	SO	OBP	SLG
Aoki, Norichika	.500	16	8	1	0	1	7	1	3	.474	.750
Baxter, Mike	.290	62	18	5	1	2	27	11	13	.387	.500
Brantly, Rob	.232	69	16	3	0	4	30	3	13	.270	.449
Filia, Eric		0	0	0	0	0	0	1	0	1.000	
Freeman, Mike	.295	105	31	7	3	1	32	15	25	.382	.448
Heredia, Guillermo	.237	38	9	3	0	0	8	3	6	.295	.316
Kivlehan, Patrick	.283	46	13	1	1	1	17	3	17	.327	.413
Lee, Dae-Ho	.600	5	3	0	0	0	4	2	0	.714	.600
Littlewood, Marcus	.000	6	0	0	0	0	1	2	1	.250	.000
Lucas, Ed	.220	41	9	5	0	1	18	3	10	.261	.415
Marte, Ketel	.286	7	2	0	0	0	2	0	0	.250	.286
Navarro, Efrén	.207	82	17	1	1	0	24	9	23	.277	.244
O'Malley, Shawn	.455	22	10	2	0	1	13	4	2	.536	.682
Peterson, D.J.	.293	58	17	2	1	2	28	4	16	.339	.466
Pizzano, Dario	.324	68	22	4	1	0	26	6	10	.359	.412
Powell, Boog	.250	52	13	3	0	0	23	4	5	.288	.308
Ramsey, James	.255	94	24	4	2	1	30	13	35	.352	.372
Robertson, Daniel	.326	92	30	3	4	2	39	8	10	.381	.511
Romero, Stefen	.363	124	45	9	2	5	59	13	16	.415	.589
Sardinas, Luis	.300	40	12	0	0	0	16	1	7	.302	.300
Shank, Zach	.308	52	16	5	0	0	18	10	8	.415	.404
Smith, Tyler	.272	92	25	5	0	2	31	9	12	.355	.391
Strausborger, Ryan	.214	70	15	3	0	0	20	10	24	.333	.257
Sucre, Jesus	.290	31	9	2	1	0	11	2	4	.333	.419
Taylor, Chris	.414	58	24	4	1	0	25	9	10	.485	.517
Vogelbach, Dan	.368	133	49	6	0	9	75	33	23	.488	.617
Zunino, Mike	.325	83	27	3	0	6	43	9	17	.381	.578
Team Total	.298	1263	377	66	13	30	518	146	237	.366	.443

SITUATIONAL BATTING TOTALS

RUNNERS IN SCORING POSITION W/ 2 OUTS

PLAYER	AVG	AB	H	2B	3B	HR	RBI	BB	SO	OBP	SLG
Aoki, Norichika	.333	6	2	0	0	1	3	0	3	.333	.833
Baxter, Mike	.350	20	7	2	0	1	9	6	3	.500	.600
Brantly, Rob	.143	35	5	2	0	1	10	1	11	.189	.286
Freeman, Mike	.278	36	10	2	1	0	11	7	11	.395	.389
Heredia, Guillermo	.222	18	4	0	0	0	2	0	4	.263	.222
Kivlehan, Patrick	.240	25	6	1	1	1	9	1	9	.269	.480
Lee, Dae-Ho	.500	2	1	0	0	0	2	2	0	.750	.500
Littlewood, Marcus	.000	2	0	0	0	0	0	0	0	.000	.000
Lucas, Ed	.190	21	4	3	0	1	11	0	5	.190	.476
Marte, Ketel	.250	4	1	0	0	0	1	0	0	.250	.250
Navarro, Efrén	.273	33	9	1	0	0	12	5	10	.368	.303
O'Malley, Shawn	.450	20	9	2	0	1	11	1	2	.500	.700
Peterson, D.J.	.269	26	7	1	0	1	12	2	7	.321	.423
Pizzano, Dario	.229	35	8	0	1	0	7	2	7	.270	.286
Powell, Boog	.250	24	6	1	0	0	6	1	2	.280	.292
Ramsey, James	.344	32	11	3	1	0	13	3	12	.400	.500
Robertson, Daniel	.342	38	13	1	3	0	13	3	5	.405	.526
Romero, Stefen	.314	51	16	2	2	3	22	6	7	.397	.608
Sardinas, Luis	.238	21	5	0	0	0	6	0	5	.238	.238
Shank, Zach	.200	25	5	1	0	0	5	6	3	.375	.240
Smith, Tyler	.205	44	9	2	0	0	11	3	9	.286	.250
Strausborger, Ryan	.227	22	5	1	0	0	7	2	7	.346	.273
Sucre, Jesus	.333	18	6	1	0	0	6	2	1	.400	.389
Taylor, Chris	.458	24	11	3	1	0	11	5	3	.552	.667
Vogelbach, Dan	.375	32	12	1	0	2	14	10	7	.524	.594
Zunino, Mike	.333	42	14	2	0	3	19	3	7	.378	.595
Team Total	.280	590	165	27	8	16	213	65	119	.360	.434

SITUATIONAL PITCHING TOTALS

VS. HITTER LEADING OFF AN INNING

PLAYER	OPP AVG	AB	H	HR	R	ER	HB	BB	SO
Albuquerque, Al	.360	25	9	1	1	1	0	2	5
Aro, Jonathan	.185	27	5	0	0	0	0	6	5
Brentz, Jake	.000	1	0	0	0	0	0	1	0
Coleman, Casey	.091	33	3	0	0	0	0	2	11
DeFratus, Justin	.292	24	7	0	0	0	1	3	5
Dugger, Robert	.200	5	1	0	0	0	0	0	2
Fry, Paul	.234	47	11	0	0	0	2	4	15
Furbush, Charlie	.000	5	0	0	0	0	0	0	2
Gaviglio, Sam	.197	61	12	2	2	2	0	5	9
Gorgas, Marvin	1.000	1	1	0	0	0	0	0	0
Grube, Jarrett	.188	69	13	2	2	2	1	6	18
Gualpe, Mayckol	.385	13	5	1	1	1	0	0	2
Hernandez, Felix	.333	6	2	0	0	0	0	0	1
Hunter, Kyle	.000	1	0	0	0	0	0	3	0
Johnson, Steve	.278	18	5	0	0	0	1	2	6
Kittredge, Andrew	.156	32	5	1	1	1	0	2	11
Knudson, Guido	.222	9	2	0	0	0	0	0	1
Lee, Zach	.329	143	47	6	6	6	2	9	22
Martin, Cody	.266	109	29	1	1	1	0	9	24
Mills, Brad	.256	43	11	4	4	4	0	4	8
Munson, Kevin	.250	20	5	0	0	0	0	4	6
Pagan, Emilio	.188	32	6	1	1	1	0	1	10
Parker, Blake	.121	33	4	1	1	1	0	4	13
Paxton, James	.224	49	11	0	0	0	0	4	11
Pries, Jordan	.364	22	8	0	0	0	0	1	3
Roach, Donn	.234	111	26	0	0	0	0	2	13
Rollins, David	.244	41	10	3	3	3	0	0	9
Sampson, Adrian	.304	79	24	0	0	0	1	2	13
Scribner, Evan	.750	4	3	1	1	1	0	1	1
Sitton, Kraig	.214	42	9	0	0	0	0	0	3
Snow, Forrest	.267	15	4	3	3	3	0	1	4
Storen, Drew	1.000	1	1	0	0	0	0	0	0
Venditte, Pat	.143	7	1	0	0	0	0	1	2
Walker, Taijuan	.250	16	4	1	1	1	1	0	2
Wieland, Joe	.339	118	40	6	6	6	3	9	28
Wilhelmsen, Tom	.182	11	2	0	0	0	0	0	2
Zych, Tony	.000	3	0	0	0	0	0	0	3
Team Total	.248	1175	291	31	31	31	12	82	253

FRONT
OFFICE

CHENEY
STADIUM

2017 TRIPLE-A
ALL-STAR GAME

COACHES/STAFF

2017
RAINIERS

2016 SEASON
REVIEW

OPPONENTS

HISTORY &
RECORDS

MEDIA &
MISC.

SITUATIONAL PITCHING TOTALS

RUNNERS ON BASE

PLAYER	OPP	AB	H	HR	R	ER	HB	BB	SO
	AVG								
Albuquerque, Al	.239	67	16	0	15	13	0	10	21
Aro, Jonathan	.250	60	15	0	11	8	0	2	10
Brentz, Jake	1.000	2	2	0	4	3	1	1	0
Coleman, Casey	.186	59	11	2	12	9	0	7	17
DeFratus, Justin	.174	46	8	1	9	9	0	3	10
Dugger, Robert	.400	5	2	0	3	3	0	0	0
Fry, Paul	.273	99	27	1	23	17	1	19	29
Furbush, Charlie	.333	6	2	0	1	1	1	0	1
Gaviglio, Sam	.256	86	22	1	23	20	1	7	19
Gorgas, Marvin	.200	5	1	0	0	0	0	1	0
Grube, Jarrett	.271	96	26	5	29	25	0	11	19
Guaipae, Mayckol	.238	21	5	0	4	4	1	1	6
Hernandez, Felix	.000	10	0	0	0	0	0	0	5
Hunter, Kyle	.385	13	5	0	3	3	0	0	3
Johnson, Steve	.167	36	6	1	5	5	0	1	14
Kittredge, Andrew	.350	60	21	4	17	14	0	5	21
Knudson, Guido	.278	18	5	0	4	4	0	0	2
Lee, Zach	.337	279	94	8	97	87	2	18	46
Martin, Cody	.228	180	41	2	44	42	4	14	45
Mills, Brad	.268	71	19	1	19	19	0	11	12
Munson, Kevin	.320	50	16	0	14	12	1	9	14
Pagan, Emilio	.229	48	11	2	10	10	0	8	13
Parker, Blake	.178	45	8	2	11	10	1	4	18
Paxton, James	.303	66	20	4	22	19	0	8	16
Pries, Jordan	.200	50	10	0	10	10	0	3	13
Roach, Donn	.311	164	51	4	54	46	3	7	25
Rollins, David	.254	59	15	0	16	15	0	4	9
Sampson, Adrian	.236	123	29	4	29	28	0	5	27
Scribner, Evan	.000	8	0	0	1	1	0	1	5
Sitton, Kraig	.250	72	18	2	15	14	3	6	17
Snow, Forrest	.318	22	7	0	4	4	1	3	4
Storen, Drew	.000	3	0	0	0	0	0	0	1
Venditte, Pat	.214	14	3	0	1	1	0	2	5
Walker, Taijuan	.227	22	5	0	5	5	0	5	3
Wieland, Joe	.301	246	74	4	71	64	2	20	53
Wilhelmsen, Tom	.071	14	1	0	1	1	0	0	4
Team Total	.267	2026	540	44	535	22	183	463	

BASES LOADED

PLAYER	OPP	AB	H	HR	R	ER	HB	BB	SO
	AVG								
Albuquerque, Al	.167	6	1	0	5	3	0	1	2
Aro, Jonathan	.000	1	0	0	1	1	0	0	0
Brentz, Jake		0	0	0	2	2	0	0	0
Coleman, Casey	.000	1	0	0	0	0	0	0	1
Fry, Paul	.200	10	2	0	3	1	0	0	2
Gaviglio, Sam		0	0	0	1	1	0	0	0
Grube, Jarrett	.000	1	0	0	2	1	0	0	0
Guaipae, Mayckol	.500	2	1	0	2	2	0	0	1
Johnson, Steve	.000	1	0	0	1	1	0	0	0
Kittredge, Andrew	.000	2	0	0	1	1	0	0	1
Lee, Zach	.357	14	5	0	17	15	0	0	5
Martin, Cody	.111	9	1	0	6	6	1	1	0
Mills, Brad	.000	3	0	0	1	1	0	0	2
Munson, Kevin	.500	2	1	0	3	2	0	1	0
Pagan, Emilio	.250	4	1	1	2	2	0	1	1
Parker, Blake	.000	1	0	0	0	0	0	0	1
Paxton, James	.400	5	2	1	6	4	0	0	1
Pries, Jordan	.000	1	0	0	0	0	0	0	1
Roach, Donn	.800	5	4	0	10	7	0	0	0
Rollins, David	.000	1	0	0	0	0	0	0	0
Sampson, Adrian	.000	2	0	0	1	1	0	0	2
Sitton, Kraig	.333	3	1	1	3	3	0	0	0
Snow, Forrest	.333	3	1	0	2	2	1	0	1
Venditte, Pat	.250	4	1	0	1	1	0	1	1
Walker, Taijuan	.000	2	0	0	3	3	0	1	0
Wieland, Joe	.385	13	5	0	12	8	0	1	0
Team Total	.282	85	24	3	75	2	6	17	

SITUATIONAL PITCHING TOTALS

RUNNERS IN SCORING POSITION

PLAYER	OPP	AB	H	HR	R	ER	HB	BB	SO
	AVG								
Albuquerque, Al	.188	48	9	0	14	12	0	7	18
Aro, Jonathan	.219	32	7	0	8	6	0	2	6
Brentz, Jake	1.000	1	1	0	4	3	1	1	0
Coleman, Casey	.243	37	9	2	12	9	0	3	8
DeFratus, Justin	.074	27	2	0	7	7	0	2	4
Dugger, Robert	.400	5	2	0	3	3	0	0	0
Fry, Paul	.306	62	19	1	22	16	0	16	18
Furbush, Charlie	.250	4	1	0	1	1	0	0	1
Gaviglio, Sam	.273	55	15	1	21	18	1	4	12
Gorgas, Marvin	.333	3	1	0	0	0	0	1	0
Grube, Jarrett	.385	52	20	3	24	20	0	6	8
Guaipae, Mayckol	.214	14	3	0	3	3	1	1	4
Hernandez, Felix	.000	8	0	0	0	0	0	0	4
Hunter, Kyle	.333	6	2	0	3	3	0	0	1
Johnson, Steve	.136	22	3	0	4	4	0	1	9
Kittredge, Andrew	.303	33	10	1	11	10	0	4	13
Knudson, Guido	.286	7	2	0	3	3	0	0	2
Lee, Zach	.367	158	58	4	84	74	1	12	31
Martin, Cody	.236	89	21	2	40	38	2	11	22
Mills, Brad	.341	41	14	1	19	19	0	3	6
Munson, Kevin	.367	30	11	0	14	12	0	6	10
Pagan, Emilio	.269	26	7	2	10	10	0	5	9
Parker, Blake	.174	23	4	2	10	9	1	3	10
Paxton, James	.342	38	13	4	21	18	0	5	9
Pries, Jordan	.185	27	5	0	9	9	0	1	9
Roach, Donn	.337	89	30	3	51	44	0	6	15
Rollins, David	.324	34	11	0	14	13	0	2	6
Sampson, Adrian	.262	65	17	3	26	25	0	5	15
Scribner, Evan	.000	2	0	0	1	1	0	1	1
Sitton, Kraig	.267	45	12	2	14	13	1	6	10
Snow, Forrest	.294	17	5	0	3	3	1	3	4
Storen, Drew	.000	3	0	0	0	0	0	0	1
Venditte, Pat	.182	11	2	0	1	1	0	2	5
Walker, Taijuan	.143	14	2	0	5	5	0	5	1
Wieland, Joe	.314	140	44	4	68	61	1	16	32
Wilhelmsen, Tom	.167	6	1	0	1	1	0	0	2
Team Total	.285	1155	329	34	489		10	130	272

RUNNERS IN SCORING POSITION W/ 2 OUTS

PLAYER	OPP	AB	H	HR	R	ER	HB	BB	SO
	AVG								
Albuquerque, Al	.167	18	3	0	5	3	0	3	8
Aro, Jonathan	.214	14	3	0	3	2	0	1	3
Brentz, Jake	1.000	1	1	0	2	1	0	0	0
Coleman, Casey	.167	18	3	0	5	3	0	1	7
DeFratus, Justin	.000	11	0	0	1	1	0	0	1
Dugger, Robert	.000	2	0	0	0	0	0	0	0
Fry, Paul	.296	27	8	1	8	6	0	8	10
Furbush, Charlie	.500	2	1	0	1	1	0	0	1
Gaviglio, Sam	.360	25	9	0	10	9	0	2	6
Gorgas, Marvin	.000	1	0	0	0	0	0	1	0
Grube, Jarrett	.385	26	10	3	16	14	0	2	3
Guaipae, Mayckol	.250	8	2	0	2	2	0	0	2
Hernandez, Felix	.000	3	0	0	0	0	0	0	2
Hunter, Kyle	.000	3	0	0	0	0	0	0	1
Johnson, Steve	.200	10	2	0	1	1	0	0	3
Kittredge, Andrew	.286	21	6	1	6	6	0	3	9
Knudson, Guido	.000	2	0	0	0	0	0	0	0
Lee, Zach	.406	32	13	1	19	19	0	3	6
Martin, Cody	.143	35	5	1	12	10	1	4	7
Mills, Brad	.480	25	12	1	15	15	0	1	3
Munson, Kevin	.286	14	4	0	3	3	0	2	6
Pagan, Emilio	.250	12	3	1	6	6	0	2	3
Parker, Blake	.214	14	3	2	8	7	1	2	9
Paxton, James	.231	13	3	2	6	4	0	4	3
Pries, Jordan	.133	15	2	0	2	2	0	1	7
Roach, Donn	.333	42	14	3	23	18	0	3	10
Rollins, David	.353	17	6	0	6	6	0	2	3
Sampson, Adrian	.222	27	6	0	8	8	0	2	7
Scribner, Evan	.000	2	0	0	1	1	0	1	1
Sitton, Kraig	.227	22	5	1	7	6	1	4	4
Snow, Forrest	.250	8	2	0	2	2	1	2	1
Storen, Drew	.000	1	0	0	0	0	0	0	0
Venditte, Pat	.000	4	0	0	0	0	0	2	3
Walker, Taijuan	.286	7	2	0	3	3	0	1	0
Wieland, Joe	.250	60	15	1	22	21	0	8	16
Wilhelmsen, Tom	.000	2	0	0	0	0	0	0	1
Team Total	.268	530	142	18	201	180	4	62	138

FRONT
OFFICE

CHENEY
STADIUM

2017 TRIPLE-A
ALL-STAR GAME

COACHES/STAFF

2017
RAINIERS

2016 SEASON
REVIEW

OPPONENTS

HISTORY &
RECORDS

MEDIA &
MISC.

2016 TACOMA RAINIERS TEAM HIGHLIGHTS

THAT'S A WRAP: The 2016 Tacoma Rainiers polished off their 57th season of play with a record of 81-62-1 (.566) while capturing the PCL Pacific Northern Division crown, their first division title since 2010. The Rainiers sat in first place in the division during every day of the regular season, and finished the year 5.5 games ahead of the second place Reno Aces. It marked the first time a Tacoma team finished the year with 80+ wins since 2008. The team's .566 winning percentage was the best mark by the club since going 85-59 (.590) in 2001, the second best mark since becoming the Mariners top affiliate in 1995, and the sixth best mark in franchise history.

POSTSEASON: The Rainiers faced off against the El Paso Chihuahuas, winners of the PCL Pacific Southern Division, in the 2016 Pacific Conference Championship series to open the postseason. After winning the first contest in the best-of-five series, Tacoma dropped three consecutive games to end their playoff run. Catcher **Rob Brantly** led the team offensively during the postseason, hitting .412 (7x17) with two runs, one double, and two RBI over four games.

HEY NOW, YOU'RE AN ALL-STAR: Outfielder **Stefen Romero** and right-handed pitcher **Blake Parker** were both elected to represent the PCL in the 2016 Triple-A All-Star Game held at BB&T Ballpark in Charlotte, NC. Romero was named the starting left fielder for the PCL and logged three at-bats, while Parker retired the only batter he faced. It marked the third consecutive year that multiple Rainiers players were elected to start in the annual All-Star Game.

ALL-STAR ROUND 2: For the first time since 2001, multiple Rainiers players were honored with a selection to the All-PCL team in 2016 - **Stefen Romero** was named one of three outfielders on the squad, while **Dan Vogelbach** was named the league's top designated hitter. Romero finished the year ranked among the top 10 players in the league in batting average (9th, .304), total bases (7th, 226), home runs (T5th, 21), RBI (T6th, 85), slugging percentage (T5th, .541), and OPS (6th, .902). Vogelbach led the league with 97 walks, while ranking among the PCL's top five players in on-base percentage (2nd, .417), RBI (3rd, 96), and total bases (5th, 232).

TEAM AWARDS: The Rainiers front office and field staff honored five players with end-of-year awards. Right-handed pitcher **Cody Martin** was named Pitcher of the Year - Martin (10-7) ranked second on the team with 114 strikeouts, while him and teammate **Joe Wieland** (14-6) became the Rainiers first pair of 10-win pitchers since 2010. Outfielder **Stefen Romero** earned the Offensive Player of the Year award - he earned mid- and post-season all-star honors while leading the team with a .541 slugging percentage and ranking second on the team in doubles (24), triples (6), home runs (21), RBI (85), and total bases (226). Outfielder **Daniel Robertson** was tabbed Defensive Player of the Year - he committed just four errors over 114 games split between the outfield (78 G) and second base (38 G) and turned 14 double plays. **Robertson**, along with right-handed pitcher **Kevin Munson** and left-handed pitcher **David Rollins**, all earned Community Service Awards - they made several visits to Mary Bridge Children's Hospital over the course of the season, visiting with patients and their families, while also making numerous trips to Boys and Girls Clubs all over the South Sound.

FEEL THE CHURN: Of the 25 players active for Tacoma on the Opening Day roster, only nine were active for the club's regular season finale against Reno on September 5: pitchers **Paul Fry**, **Mayckol Guaipe**, **Cody Martin**, and **Joe Wieland**; catcher **Rob Brantly**; infielder **Tyler Smith**; and outfielders **Mike Baxter**, **Daniel Robertson**, and **Stefen Romero**. Only Fry and Smith were active for all 144 regular season games.

MOVIN' ON UP: Three players who spent time with the Rainiers in 2016 made their Major League debuts with Seattle this season. Right-handed pitcher **Adrian Sampson** and outfielder **Guillermo Heredia** both earned call-ups during the season, while infielder **Dan Vogelbach** earned a September call-up following the conclusion of the Rainiers postseason play.

TROPHY CASE: Rainiers players earned two PCL weekly honors and one monthly honor this season. **Mike Zunino** was named Player of the Week for April 7-17 after hitting .441 (15x34) with nine runs, three doubles, four home runs, and 11 RBI in the opening week of the season. Zunino was also named the April Player of the Month after hitting .397 (29x73) with 18 runs, six doubles, seven home runs, and 22 RBI - he hit a home run in a career-best five straight games from April 13-18. Right-handed pitcher **Joe Wieland** wrapped up the season with a Pitcher of the Week selection for August 29 - September 5, when he allowed just two runs over a pair of starts, spanning 10.2 innings of work. Wieland earned the win in both outings, making him the Rainiers first 14-game winner since 2001.

AMONG THE GREATS: Outfielder **Stefen Romero** finished the 2016 season, his fourth year logging time with the Rainiers, ranked among the franchise's top 10 career players in RBI (2nd, 274), doubles (4th, 91), triples (4th, 16), at-bats (5th, 1420), hits (5th, 424), total bases (5th, 730), runs (6th, 224), and home runs (6th, 61). His 21 home runs this year were the second most logged in a single season in his career, trailing only the 23 he sent out in 2012.

GETTIN' STREAKY: Infielder **Dan Vogelbach** finished the regular season with a 30-game on-base streak, it was tied for the fifth longest on-base streak in the PCL this year, and the longest such streak for a Tacoma player since 2014. During that stretch, Vogelbach hit .279 (29x104) while drawing 33 walks and posting a .453 on-base percentage. Across time with Triple-A Iowa and Tacoma this year, Vogelbach reached base safely in 116-of-133 games this season.

CONTROL THE ZONE: The Rainiers offense combined to strike out only 943 times during the regular season, the lowest mark in the PCL. They, along with El Paso (958), were the only two teams in the league to record fewer than 1,000 strikeouts. It marked the first time Tacoma finished the year with less than 1,000 strikeouts since 2005, when the club fanned 981 times. Outfielder **Daniel Robertson** led the league with an 11.22 TPA/50 ratio - overall he drew more walks (42) than strikeouts (41) over the course of the season.

2016 TACOMA RAINIERS TEAM HIGHLIGHTS (CONTINUED)

SEASON OF THE SAVE: Right-handed reliever **Blake Parker** recorded 19 saves for the Rainiers this season, tying him for second most in the PCL this season and placing him ninth on the franchise single-season leaderboard. Parker converted 19-of-21 save opportunities, including each of his first 16 chances. The 39 total saves logged by Rainiers pitchers this year far eclipsed the 24 recorded during 2015, and were the third most posted by the club in a single season since 2005.

HIGH FIVE: There were just 12 five-hit games recorded by individual players in the PCL during the 2016 season, two of which were produced by Rainiers batters. Infielder **Chris Taylor** went 5-for-5 with two RBI on June 15 in a 3-7 loss at Salt Lake. Fellow infielder **D.J. Peterson** posted a 5-for-5 night with two runs, one double, one home run, and three RBI on August 3 in a 9-2 victory at El Paso.

PITCH PERFECT: Right-handed starting pitcher **Joe Wieland** racked up a team-leading 14 wins during the 2016 season, tying him with Sacramento southpaw Ty Blach for the most wins in the league. Wieland's 14 wins were a new single-season career high mark, and the most wins posted by a Rainiers pitcher since Denny Stark won 14 decisions in 2001. The Rainiers posted a record of 16-8 in Wieland's 24 starts, eight of which qualified as quality starts (6.0+ IP, three of fewer earned runs allowed). Wieland earned a win in six consecutive outings (five starts) from June 17 to August 21 — after the all-star break, Wieland posted a record of 8-1 with a 3.71 ERA (21ERx51.0IP). He finished the year with a K/9 rate of 8.29, the fourth best mark among PCL qualified starting pitchers (minimum 0.8 IP/league games).

PEN IS MIGHTIER: The Rainiers 2016 bullpen improved on every metric recorded by the 2015 group, posting a 3.33 ERA (2015: 4.13), logging a 8.96 K/9 rate (2015: 7.86), converting 67.2% of save opportunities (2015: 51.1%), retiring 68.0% of first batters faced (2015: 65.0%), and allowing 37.1% of inherited runners to score (2015: 42.0%). Following the all-star break, left-handed reliever **Paul Fry** posted a 2-0 record with a 1.17 ERA (3ERx23.0IP) over 19 outings. Fellow lefty **David Rollins** held opponents scoreless in 26-of-37 relief appearances for the Rainiers while walking just six of the 174 total batters he faced.

WINNING WAYS: The Mariners farm system finished the 2016 regular season with a winning percentage of .594, the best mark among all 30 minor league organizations. The 448 wins racked up by the system ranked fourth, while the 2,656 earned runs allowed were the third fewest - every domestic Mariners affiliate posted an ERA below 4.00, including the Rainiers mark of 3.92 (553ERx1269.0IP). Tacoma's offense posted the second best batting average among the six domestic affiliates at .272 (1338x4921), while their 124 home runs were the most among the full-season clubs.

SCORE BY INNING

	1	2	3	4	5	6	7	8	9	X	Total
Rainiers	88	64	90	91	83	65	65	73	53	17	689
Opponents	75	90	58	70	87	59	67	61	32	6	605

RAINIERS MULTI-HIT GAMES

Player	2	3	4	5	6	7	Total
Aoki	5	3	1	-	-	-	9
Baxter	4	2	2	-	-	-	8
Brantly	20	3	-	-	-	-	23
Freeman	9	1	1	-	-	-	11
Heredia	9	4	-	-	-	-	13
Kivlehan	10	2	-	-	-	-	12
Lee	5	1	-	-	-	-	6
Lucas	6	-	-	-	-	-	6
Marte	1	-	-	-	-	-	1
Navarro	16	1	1	-	-	-	18
O'Malley	5	2	-	-	-	-	7
Peterson	6	2	1	1	-	-	10
Pizzano	9	4	-	-	-	-	13
Powell	15	4	-	-	-	-	19
Ramsey	7	1	-	-	-	-	8
Robertson	29	3	2	-	-	-	34
Romero	22	12	1	-	-	-	35
Sardinas	6	2	1	-	-	-	9
Shank	15	5	2	-	-	-	22
Smith	14	6	2	-	-	-	22
Strausborger	5	-	-	-	-	-	5
Sucre	3	3	-	-	-	-	6
Taylor	14	3	1	1	-	-	19
Vogelbach	7	4	-	-	-	-	11
Zunino	15	6	-	-	-	-	21

RAINIERS MULTI-RBI GAMES

Player	2	3	4	5	6	7	Total
Aoki	1	-	-	-	-	-	1
Baxter	5	1	1	-	-	-	7
Brantly	8	3	1	-	-	-	12
Freeman	3	2	-	-	-	-	5
Heredia	1	1	-	-	-	-	2
Kivlehan	4	2	-	-	-	-	6
Lee	1	-	-	-	-	-	1
Lucas	2	1	1	-	-	-	4
Navarro	7	1	-	-	-	-	8
O'Malley	1	1	1	-	-	-	3
Peterson	6	1	3	-	-	-	10
Pizzano	5	1	-	-	-	-	6
Powell	2	2	-	-	-	-	4
Ramsey	-	-	1	-	-	-	1
Robertson	11	-	-	1	-	-	12
Romero	12	8	2	1	-	-	23
Sardinas	3	1	-	-	-	-	4
Shank	5	-	-	-	-	-	5
Smith	7	-	-	-	-	-	7
Strausborger	2	-	-	-	-	-	2
Sucre	2	1	-	-	-	-	3
Taylor	7	-	-	-	-	-	7
Vogelbach	5	3	1	-	-	-	9
Zunino	9	4	1	1	-	-	15

RAINIERS HOME RUNS

RECORD BY HOME RUN:	0	1	2	3	4	5	6	7	8	9
	25-34	28-20	22-8	4-1	0-0	0-0	0-0	0-0	0-0	0-0
HOME RUNS BY POSITIONS:	C	1B	2B	3B	SS	LF	CF	RF	DH	
	26	21	9	9	5	9	9	20	16	

FRONT
OFFICE

CHENEY
STADIUM

2017 TRIPLE-A
ALL-STAR GAME

COACHES/STAFF

2017
RAINIERS

2016 SEASON
REVIEW

OPPONENTS

HISTORY &
RECORDS

MEDIA &
MISC.

2016 RAINIERS GAME-BY-GAME

DATE	G	OPP	W/L	SCORE	REC	POS	GB/A	WINNER	LOSER	SAVE	TIME	ATT	HOME ATT
4/7	1	vs. ALB	W	6-5	1-0	1st	+1.0	Johnson (1-0)	Gonzalez (0-1)	Guaipue (1)	2:49	6,053	6,053
4/8	2	vs. ALB	W	5-2	2-0	1st	+1.0	Martin (1-0)	Hale (0-1)	Parker (1)	2:28	4,931	10,984
4/9	3	vs. ALB	L	0-2	2-1	1st	+1.0	Hoffman (1-0)	Paxton (0-1)	Germen (1)	2:35	4,579	15,563
4/10	4	vs. ALB	W	13-1	3-1	1st	+0.5	Sampson (1-0)	Carle (0-1)		2:38	3,424	18,987
4/11	5	vs. ELP	W	6-4	4-1	1st	+0.5	Roach (1-0)	Reynolds (0-1)	Parker (2)	2:49	2,126	21,113
4/12	POSTPONED DUE TO RAIN - RESCHEDULED AS PART OF A DOUBLEHEADER ON JULY 28												
4/13	6	vs. ELP	W	9-3	5-1	1st	+1.5	Wieland (1-0)	Pimentel (0-1)		2:50	2,368	23,481
4/14	7	vs. ELP	W	4-1	6-1	1st	+2.5	Martin (2-0)	Guthrie (0-2)	Guaipue (2)	2:21	3,020	26,501
4/15	8	at ALB	L	6-11	6-2	1st	+1.5	Carle (1-1)	Paxton (0-2)		4:39	8,128	
4/16	9	at ALB	W	5-3	7-2	1st	+2.5	Sampson (2-0)	Moll (0-1)	Guaipue (3)	2:34	9,510	
4/17	10	at ALB	W	10-7 (11)	8-2	1st	+3.0	De Fratus (1-0)	Gonzalez (0-2)	Parker (3)	3:27	4,588	
4/18	11	at ALB	L	6-11	8-3	1st	+2.5	Flemer (1-0)	Wieland (1-1)		2:18	3,349	
4/19	12	at ELP	W	11-7	9-3	1st	+2.5	Martin (3-0)	Guthrie (0-3)		3:01	6,473	
4/20	13	at ELP	W	3-1	10-3	1st	+2.5	Paxton (1-2)	McCutchen (2-1)	Parker (4)	2:28	8,716	
4/21	14	at ELP	L	0-5	10-4	1st	+2.0	Moskos (1-0)	Sampson (2-1)		2:22	8,142	
4/22	15	at ELP	L	5-7	10-5	1st	+2.5	Reynolds (1-1)	Roach (1-1)	Kirkman (1)	2:14	8,929	
4/23	16	vs. SAC	L	4-8	10-6	1st	+2.5	Blach (2-2)	Wieland (1-2)	Heston (1)	2:44	5,434	31,935
4/24	17	vs. SAC	L	5-10 (6)	11-7	1st	+2.5	Stratton (2-2)	Martin (3-1)		2:02	4,083	36,018
4/25	18	vs. SAC	W	7-1	10-7	1st	+2.5	Paxton (2-2)	Lujan (0-3)		2:49	2,555	38,473
4/26	19	vs. SAC	L	0-1	11-8	1st	+2.5	Mazzaro (1-0)	De Fratus (1-1)	Welker (1)	2:34	2,639	41,112
4/27	OFF DAY												
4/28	20	at LVG	L	1-8 (6)	11-9	1st	+1.5	Gilmartin (2-1)	Roach (1-2)		1:40	5,352	
4/29	21	at LVG	L	6-14	11-10	1st	+1.5	Montero (1-0)	Wieland (1-3)		3:03	11,726	
4/30	22	at LVG	L	4-7	11-11	1st	+0.5	Lugo (2-2)	Martin (3-2)	Sewald (2)	2:46	4,903	
APRIL (11-11) BATTING: .291 (214x735), 15 HR PITCHING: 11-11, 7 SV, 4.98 ERA (103ERx186.0IP)													
5/1	23	at LVG	W	12-1	12-11	1st	+1.5	Paxton (3-2)	Below (1-1)		2:55	7,064	
5/2	24	vs. SLK	W	6-1	13-11	1st	+1.5	Sampson (3-1)	Jones (1-2)		2:07	6,524	47,636
5/3	25	vs. SLK	W	3-1	14-11	1st	+2.5	Roach (2-2)	Smith (2-1)	Parker (5)	2:31	2,685	50,321
5/4	26	vs. SLK	W	3-1	15-11	1st	+2.5	Wieland (2-3)	Kendrick (1-1)	Coleman (1)	2:21	4,513	54,834
5/5	27	vs. SLK	W	5-2	16-11	1st	+3.5	Martin (4-2)	McGowin (0-1)	Aro (1)	2:53	3,572	58,406
5/6	28	at ALB	W	6-1	17-11	1st	+3.5	Paxton (4-2)	Hoffman (2-1)		2:22	10,391	
5/7	29	at ALB	L	3-6	17-12	1st	+3.5	Carle (3-2)	Sampson (3-2)		2:31	12,269	
5/8	30	at ALB	W	7-6	18-12	1st	+4.5	De Fratus (2-1)	Castro (0-2)		2:54	5,664	
5/9	31	at ALB	L	3-4	18-13	1st	+4.5	Flemer (3-0)	Aro (0-1)	Moll (2)	2:24	8,039	
5/10	32	at FRE	W	7-6 (10)	19-13	1st	+5.5	Rollins (1-0)	Gustave (1-1)	Parker (6)	3:19	3,419	
5/11	33	at FRE	L	6-7	19-14	1st	+4.5	Hauschild (3-3)	Pries (0-1)	Hoyt (8)	2:38	4,128	
5/12	34	at FRE	W	9-5	20-14	1st	+4.5	Sampson (4-2)	Shirley (3-2)		3:00	4,891	
5/13	35	at FRE	L	3-4 (10)	20-15	1st	+4.5	Chapman (2-2)	Fry (0-1)		3:02	12,822	
5/14	36	vs. OMA	W	3-2	21-15	1st	+5.5	Coleman (1-0)	Dziedzic (1-4)	Parker (7)	2:31	6,295	64,701
5/15	37	vs. OMA	W	2-4	21-16	1st	+4.5	Peterson (1-1)	Martin (4-3)	Edwards (1)	2:44	5,609	70,310
5/16	38	vs. OMA	W	7-5	22-16	1st	+4.5	Aro (1-1)	Culver (2-2)		2:48	2,773	73,083
5/17	39	vs. OMA	W	7-5	23-16	1st	+4.5	Aro (2-1)	Mortensen (1-1)	Parker (8)	2:59	3,896	76,979
5/18	OFF DAY												
5/19	40	vs. IOW	W	9-1	24-16	1st	+5.5	Roach (3-2)	Riefenhaus (0-1)	Guaipue (4)	2:30	3,318	80,297
5/20	41	vs. IOW	W	2-4	25-16	1st	+6.5	Wieland (3-3)	Buchanan (3-2)		2:57	7,048	87,345
5/21	42	vs. IOW	W	7-6	26-16	1st	+6.5	Rollins (2-0)	Soto (1-3)		2:47	5,755	93,100
5/22	43	vs. IOW	W	8-1	27-16	1st	+7.5	Martin (5-3)	Rucinski (2-4)		2:37	6,688	99,788
5/23	44	at RR	L	3-4	27-17	1st	+6.5	Lohse (2-0)	Sampson (4-3)	Mendoza (6)	2:19	6,084	
5/24	45	at RR	W	3-0	28-17	1st	+6.5	Roach (4-2)	Gonzalez (1-5)	Parker (9)	2:28	6,077	
5/25	46	at RR	W	4-0	29-17	1st	+6.5	Wieland (4-3)	Martinez (4-3)		2:37	6,648	
5/26	47	at RR	L	1-4	29-18	1st	+5.5	Tepesch (4-2)	Paxton (4-3)	Fisher (5)	2:19	6,537	
5/27	48	at NEW	L	1-3	29-19	1st	+5.5	Narveson (1-1)	Mills (0-1)	Breslow (1)	2:19	1,987	
5/28	49	at NEW	W	7-3	30-19	1st	+6.5	Sampson (5-3)	Reed (0-2)		2:47	2,673	
5/29	50	at NEW	L	1-2	30-20	1st	+5.5	Roach (4-3)	Cosart (2-3)	Hall (1)	2:16	1,301	
5/30	51	at NEW	T	2-2	30-20	1st	+6.0	-	-		1:22	880	
5/31	52	vs. SLK	L	3-5	30-21	1st	+5.0	Kendrick (3-2)	Guaipue (0-1)	Achter (1)	2:33	3,334	103,122
MAY (19-10) BATTING: .258 (258x999), 30 HR PITCHING: 19-10, 8 SV, 3.00 ERA (87ERx260.2IP)													
6/1	53	vs. SLK	W	5-1	31-21	1st	+5.0	Mills (1-1)	Huff (1-2)		2:36	6,872	109,994
6/2	54	vs. SLK	W	6-1	32-21	1st	+6.0	Sampson (6-3)	Lincedum (0-1)		2:32	5,643	115,637
6/3	55	vs. SLK	W	3-2 (10)	33-21	1st	+6.0	Parker (1-0)	Achter (2-1)		2:44	7,509	123,146
6/4	56	at LVG	L	7-8	33-22	1st	+5.0	Bradford (3-1)	Aro (2-2)		2:36	8,201	
6/5	57	at LVG	L	5-6	33-23	1st	+4.0	Sewald (3-2)	De Fratus (2-2)	Goeddel (1)	2:38	3,165	
6/6	58	at LVG	W	9-1	34-23	1st	+5.0	Mills (2-1)	Below (4-4)		2:55	4,577	
6/7	59	at LVG	L	2-13	34-24	1st	+4.0	Ynoa (7-1)	Sampson (6-4)		2:33	1,791	
6/8	OFF DAY												
6/9	60	vs. REN	L	1-7	34-25	1st	+3.0	Buchsmann (2-5)	Roach (4-4)		2:56	3,930	127,076
6/10	61	vs. REN	W	2-0	35-25	1st	+4.0	Fry (1-1)	Garcia (2-3)	Parker (10)	2:20	6,039	133,115
6/11	62	vs. REN	L	4-7	35-26	1st	+3.0	Leone (3-0)	Parker (1-1)	Bracho (11)	2:52	6,790	139,905
6/12	63	vs. REN	L	3-6	35-27	1st	+2.0	Shipley (5-3)	Wieland (4-4)	Bracho (12)	2:43	6,914	146,819
6/13	64	at SLK	W	3-1	36-27	1st	+2.0	Sampson (7-4)	Jones (3-6)	Parker (11)	2:59	5,951	
6/14	65	at SLK	L	4-9	36-28	1st	+2.0	O'Grady (1-1)	Sitton (0-1)	Guerra (7)	2:35	6,187	
6/15	66	at SLK	L	3-7	36-29	1st	+1.0	Smith (4-2)	Martin (5-4)		2:41	7,042	
6/16	67	at SLK	W	12-7	37-29	1st	+2.0	Mills (3-1)	McGowin (3-3)	Coleman (2)	3:16	6,284	
6/17	68	vs. FRE	W	10-4	38-29	1st	+2.0	Wieland (5-4)	Musgrove (2-3)	Parker (12)	2:37	6,759	153,578
6/18	69	vs. FRE	L	3-4	38-30	1st	+1.0	Rodgers (6-3)	Sitton (0-2)	Hoyt (15)	3:06	6,294	159,872
6/19	70	vs. FRE	W	1-0 (12)	39-30	1st	+1.0	Coleman (2-0)	Guduan (0-2)		3:19	6,875	166,747
6/20	71	vs. FRE	L	1-2	39-31	1st	-	Shirley (5-4)	Martin (5-5)	Hoyt (16)	2:15	4,491	171,238
6/21	72	at SAC	L	2-5	39-32	1st	-	Heston (2-8)	Mills (3-2)	Okert (1)	2:31	5,442	
6/22	73	at SAC	W	5-2	40-32	1st	+1.0	Wieland (6-4)	Blach (6-5)	Parker (13)	2:47	5,129	
6/23	74	at SAC	W	10-5	41-32	1st	+2.0	Aro (3-2)	Romo (1-1)		2:48	7,175	
6/24	75	at SAC	W	7-3	42-32	1st	+2.0	Johnson (2-0)	Okert (3-2)	Parker (14)	3:04	9,640	
6/25	76	at FRE	W	1-0	43-32	1st	+3.0	Martin (6-5)	Hauschild (5-7)	Coleman (3)	2:21	7,615	
6/26	77	at FRE	L	4-8	43-33	1st	+2.5	Shirley (6-4)	Mills (3-3)		2:45	2,193	

2016 RAINIERS GAME-BY-GAME

DATE	G	OPP	W/L	SCORE	REC	POS	GB/A	WINNER	LOSER	SAVE	TIME	ATT	HOME	ATT
6/27	78	at FRI	W	6-2	44-33	1st	+3.5	Johnson (3-0)	Chapman (2-3)	Coleman (4)	3:11	2,771		
6/28	79	at FRI	L	3-5	44-34	1st	+2.5	Valdez (5-1)	Lee (0-1)	Hoyt (19)	2:42	2,853		
6/29		OFF DAY												
6/30	80	vs. LVG	L	3-7	44-35	1st	+2.5	Gorski (1-1)	Gnube (0-1)		2:39	6,986	178,224	
JUNE (14-14) BATTING: .274 (265x977), 23 HR PITCHING: 14-14, 8 SV, 4.17 ERA (115ERx248.1IP)														
7/1	81	vs. LVG	W	9-1	45-35	1st	+3.5	Martin (7-5)	Montero (4-5)		2:36	6,492	184,716	
7/2	82	vs. LVG	W	9-2	46-35	1st	+3.5	Roach (5-4)	Below (4-7)		2:34	5,538	190,254	
7/3	83	vs. LVG	L	5-8	46-36	1st	+3.5	Sewald (4-2)	Munson (0-1)	Bradford (5)	3:16	7,122	197,376	
7/4	84	at REN	L	3-6	46-37	1st	+2.5	Shipley (7-4)	Lee (0-2)		2:32	10,520		
7/5	85	at REN	W	13-3	47-37	1st	+3.5	Pries (1-1)	Garcia (3-5)		2:54	3,610		
7/6	86	at REN	L	2-3	47-38	1st	+2.5	Loewen (3-2)	Kittredge (0-1)	Sherfy (1)	2:26	3,688		
7/7	86	at SAC	L	1-2	47-39	1st	+2.5	Blach (9-5)	Roach (5-5)	Machi (3)	2:14	7,918		
7/8	88	at SAC	L	4-7	47-40	1st	+1.5	Cain (1-0)	Wieland (6-5)	Dunning (2)	2:31	11,031		
7/9	89	at SAC	W	5-3	48-40	1st	+2.0	Kittredge (1-1)	Machi (3-2)	Parker (15)	2:33	14,014		
7/10	90	at SAC	W	8-2	49-40	1st	+2.5	Pries (2-1)	Gregorio (2-5)		2:47	7,801		
7/11		OFF DAY												
7/12		OFF DAY												
7/13								***TRIPLE-A ALL-STAR GAME - BB&T BALLPARK, CHARLOTTE, NC***						
7/14	91	vs. COL	W	3-1	50-40	1st	+2.5	Martin (8-5)	Burgos (5-6)	Kittredge (1)	2:30	5,064	202,440	
7/15	92	vs. COL	W	4-1	51-40	1st	+3.5	Hernandez (1-0)	Peralta (0-3)	Roach (1)	2:27	7,296	209,736	
7/16	93	vs. COL	W	7-2	52-40	1st	+4.5	Grube (1-1)	Wilkinson (0-1)		2:56	7,203	216,939	
7/17	94	vs. COL	W	7-3	53-40	1st	+4.5	Wieland (7-5)	Lopez (1-7)		2:37	6,590	223,529	
7/18	95	vs. OKC	W	5-4 (12)	54-40	1st	+4.5	Knudson (1-0)	Somsen (0-2)		3:54	3,938	227,467	
7/19	96	vs. OKC	W	5-4	55-40	1st	+4.5	Sitton (1-2)	Rhame (1-5)		2:40	3,656	231,123	
7/20	97	vs. OKC	L	0-7	55-41	1st	+3.5	De Leon (3-0)	Martin (8-6)		2:38	4,291	235,414	
7/21	98	vs. OKC	L	4-6	55-42	1st	+2.5	LeCure (5-2)	Parker (1-2)	West (5)	3:02	5,142	240,556	
7/22	99	at SLK	W	8-3	56-42	1st	+2.5	Wieland (8-5)	Smith (6-4)		2:52	12,762		
7/23	100	at SLK	W	4-1 (11)	57-42	1st	+3.5	Roach (6-5)	Morin (0-1)	Parker (16)	3:21	13,128		
7/24	101	at SLK	W	7-5 (10)	58-42	1st	+3.5	Fry (2-1)	Busenitz (0-1)	Kittredge (2)	3:11	5,735		
7/25	102	at SLK	W	6-4	59-42	1st	+3.5	Martin (9-6)	McGowin (4-8)	Parker (17)	2:46	9,093		
7/26	103	vs. ELP	L	0-6	59-43	1st	+3.5	Pimentel (10-5)	Grube (1-2)	Dimock (3)	2:28	4,369	244,925	
7/27	104	vs. ELP	W	11-1	60-43	1st	+3.5	Wieland (9-5)	McCutchen (9-7)		2:43	6,927	251,852	
7/28	105	vs. ELP	L	3-5 (7)	60-44	1st	-	Kelly (6-1)	Lee (0-3)	Morrow (2)	2:31	-	-	
DH	106	vs. ELP	W	5-4 (7)	61-44	1st	+3.0	Kittredge (2-1)	Rodriguez (4-4)	Parker (18)	2:22	4,953	256,805	
7/29	107	vs. ELP	W	2-1	62-44	1st	+3.0	Furbush (1-0)	Garces (4-5)	Parker (19)	2:21	7,182	263,987	
7/30	108	vs. ALB	W	7-6	63-44	1st	+4.0	Rollins (3-0)	Schlitter (0-2)		3:26	6,716	270,703	
7/31	109	vs. ALB	L	1-3 (12)	63-45	1st	+3.0	McCoy (1-0)	Kittredge (2-2)	Schlitter (3)	3:53	6,755	277,458	
JULY (19-10) BATTING: .281 (280x997), 28 HR PITCHING: 19-10, 8 SV, 3.47 ERA (101ERx262.0IP)														
8/1	110	vs. ALB	W	8-3	64-45	1st	+4.0	Wieland (10-5)	Hoffman (5-9)		2:57	3,465	280,923	
8/2	111	vs. ALB	L	2-3	64-46	1st	+3.5	Butler (5-2)	Lee (0-4)	Carasiti (1)	2:05	6,561	287,484	
8/3	112	at ELP	W	9-2	65-46	1st	+3.5	Gaviglio (1-0)	Garces (4-6)		3:06	7,663		
8/4	113	at ELP	W	16-15	66-46	1st	+4.0	Rollins (4-0)	Jester (0-2)		3:14	7,728		
8/5	114	at ELP	L	5-7	66-47	1st	+3.0	Quackenbush (1-0)	Roach (6-6)	Hessler (2)	2:44	8,625		
8/6	115	at ELP	W	7-5	67-47	1st	+4.0	Wieland (11-5)	McCutchen (9-8)	Rollins (1)	3:03	8,860		
8/7	116	vs. SAC	L	2-10	67-48	1st	+3.0	Stratton (9-5)	Lee (0-5)		2:31	5,746	293,230	
8/8	117	vs. SAC	W	4-0	68-48	1st	+4.0	Gaviglio (2-0)	Gregorio (3-7)		2:25	3,302	296,532	
8/9	118	vs. SAC	W	5-1	69-48	1st	+5.0	Snow (1-4)	Torres (1-2)		2:36	4,446	300,978	
8/10	119	vs. SAC	L	0-2	69-49	1st	+4.0	Blach (13-6)	Martin (9-7)		2:06	6,991	307,969	
8/11		OFF DAY												
8/12	120	at MEM	L	1-3	69-50	1st	+3.0	Kiehlhefer (6-1)	Pagan (0-1)	Tuivailala (17)	2:27	4,897		
8/13	121	at MEM	W	6-5	70-50	1st	+4.0	Venditte (1-0)	McGuire (6-10)	Rollins (2)	2:37	7,499		
8/14	122	at MEM	L	2-6	70-51	1st	+4.0	Hefner (3-5)	Lee (0-6)		2:48	3,517		
8/15	123	at MEM	W	5-1 (8)	71-51	1st	+5.0	Gaviglio (3-0)	Mayers (3-6)		2:17	3,525		
8/16	124	at NAS	L	1-2	71-52	1st	+5.0	Castro (1-7)	Snow (1-1)	Healy (8)	2:59	5,005		
8/17	125	at NAS	L	2-5	71-53	1st	+4.5	Overton (11-5)	Grube (1-3)	Wahl (1)	2:33	4,581		
8/18	126	at NAS	W	6-4	72-53	1st	+5.0	Walker (1-0)	Mengden (6-2)	Kittredge (3)	3:30	8,182		
8/19	127	at NAS	W	4-2 (10)	73-53	1st	+5.5	Munson (1-1)	Healy (4-3)	Pagan (1)	3:28	9,687		
8/20	128	vs. LVG	L	3-4	73-54	1st	+4.5	Pill (1-0)	Gaviglio (3-1)	Sewald (14)	2:55	7,229	315,198	
8/21	129	vs. LVG	W	7-3	74-54	1st	+5.5	Wieland (12-5)	Gilmartin (9-7)	Kittredge (4)	2:44	7,048	322,246	
8/22	130	vs. LVG	L	2-5	74-55	1st	+5.5	Ynoa (11-5)	Grube (1-4)	Sewald (15)	2:42	4,430	326,676	
8/23	131	vs. LVG	W	4-0	75-55	1st	+6.5	Pagan (1-1)	Gorski (4-4)		2:28	5,251	331,927	
8/24	132	at REN	L	7-13	75-56	1st	+5.5	Koch (3-2)	Lee (0-7)		3:03	4,505		
8/25	133	at REN	L	5-11	75-57	1st	+4.5	Loewen (4-3)	Gaviglio (3-2)		2:58	4,963		
8/26	134	at REN	L	3-12	75-58	1st	+3.5	Buckner (1-0)	Wieland (12-6)		2:34	8,983		
8/27	135	at REN	L	7-8	75-59	1st	+2.5	Leone (5-2)	Albuquerque (1-1)	Sherfy (11)	3:15	8,977		
8/28	136	at REN	W	4-3	76-59	1st	+3.5	Martin (10-7)	Banda (4-4)	Kittredge (5)	3:26	7,060		
8/29	137	vs. FRI	L	1-5	76-60	1st	+2.5	Hauschild (9-10)	Lee (0-8)		2:40	6,183	338,110	
8/30	138	vs. FRI	W	5-3	77-60	1st	+3.5	Rollins (5-0)	Gustave (3-3)	Kittredge (6)	2:32	6,490	344,600	
8/31	139	vs. FRI	W	5-0	78-60	1st	+4.5	Wieland (13-6)	Cotton (0-1)		2:58	5,523	350,123	
AUG. (15-15) BATTING: .272 (280x1029), 24 HR PITCHING: 15-15, 7 SV, 4.47 ERA (129ERx260.0IP)														
9/1	140	vs. FRI	W	2-1 (14)	79-60	1st	+5.5	Fry (3-1)	De La Rosa (0-3)		4:59	4,318	354,441	
9/2	141	vs. REN	L	1-2 (11)	79-61	1st	+4.5	Loewen (5-3)	Pagan (1-2)	Sherfy (12)	3:16	6,043	360,484	
9/3	142	vs. REN	L	2-7	79-62	1st	+3.5	Capps (4-0)	Lee (0-9)		3:14	5,738	366,222	
9/4	143	vs. REN	W	8-7	80-62	1st	+4.5	Munson (2-1)	Sherfy (1-4)		3:02	6,217	372,439	
9/5	144	vs. REN	W	5-3	81-62	1st	+5.5	Wieland (14-6)	Buckner (1-2)	Kittredge (7)	2:39	4,725	377,164	
SEP. (3-2) BATTING: .207 (38x164), 4 HR PITCHING: 3-2, 1 SV, 3.12 ERA (18ERx52.0IP)														
9/6		OFF DAY												
9/7		at ELP	W	6-5 (12)	1-0			Albuquerque (1-0)	Jester (0-1)		4:04	4,113		
9/8		at ELP	L	1-7	1-1			Lockett (1-0)	Martin (0-1)		2:40	4,777		
9/9		vs. ELP	L	0-7	1-2			Rodriguez (1-0)	LeBlanc (0-1)		2:52	3,224		
9/10		vs. ELP	L	4-5	1-3			Baumann (1-0)	Albuquerque (1-1)	Maton (1)	2:55	1,918		
POST. (1-3) BATTING: .240 (37x154), 0 HR PITCHING: 1-3, 0 SV, 4.50 ERA (19ERx38.0IP)														

FRONT
OFFICE

CHENEY
STADIUM

2017 TRIPLE-A
ALL-STAR GAME

COACHES/STAFF

2017
RAINIERS

2016 SEASON
REVIEW

OPPONENTS

HISTORY &
RECORDS

MEDIA &
MISC.

2016 RAINIERS HIGHS & LOWS

TEAM BATTING

Most Runs, Game.....	16, 8/4 at ELP
Fewest Runs, Game.....	0, six times, last, 8/10 vs. SAC
Most Runs, Inning.....	6, three times, last, 8/13 at MEM (4th inning)
Most Hits, Game.....	19, 4/17 at ALB
Fewest Hits, Game.....	2, three times, last, 8/10 vs. SAC
Most Hits, Inning.....	7, 8/24 at REN (1st inning)
Most Doubles, Game.....	5, twice, last, 6/4 at LVG
Most Triples, Game.....	2, five times, last, 8/6 at ELP
Most Home Runs, Game.....	3, five times, last, 7/22 at SLK
Most Consecutive Games, Homer.....	7 G, 8/1-7
Most Consecutive Games, No Homer.....	4 G, 7/26-28
Most Extra Base Hits, Game.....	8, 6/4 at LVG
Total Bases, Game.....	31, 4/17 at ALB
Most Walks, Game.....	10, 9/1 vs. FRE
Fewest Walks, Game.....	0, eight times, last, 8/20 vs. LVG
Most Strikeouts, Game.....	15, 9/1 vs. FRE
Fewest Strikeouts, Game.....	1, 4/22 at ELP
Most Stolen Bases, Game.....	4, twice, last, 6/6 at LVG
Most Left On Base, Game.....	20, 9/1 vs. FRE

INDIVIDUAL BATTING

Most At-Bats, Game.....	7, Vogelbach/Freeman, 9/1 vs. FRE
Most Runs, Game.....	5, Freeman, 8/4 at ELP
Most Hits, Game.....	5, twice, last, Peterson, 8/3 at ELP
Most Doubles, Game.....	2, six times, last, Taylor, 6/6 at LVG
Most Triples, Game.....	1, 39 times, last, Ramsey, 9/4 vs. REN
Most Home Runs, Game.....	2, six times, last, Romero, 7/22 at SLK
Most RBI, Game.....	5, three times, last, Romero, 8/4 at ELP
Most Walks, Game.....	4, Robertson, 9/1 vs. FRE
Most Strikeouts, Game.....	4, five times, last, Freeman, 9/1 vs. FRE
Most Stolen Bases, Game.....	2, twice, last, Sardinias, 5/23 at RR
Longest Hitting Streak.....	15 G, Romero, 4/13-5/2

TEAM PITCHING

Fewest Runs, Game.....	0, eight times, last, 8/31 vs. FRE
Most Runs, Game.....	15, 8/4 at ELP
Most Runs, Inning.....	7, three times, last, 8/7 vs. SAC (4th inning)
Fewest Hits, Game.....	3, six times, last, 8/31 vs. FRE
Most Hits, Game.....	20, 8/4 at ELP
Fewest Walks, Game.....	0, 15 times, last, 8/25 at REN
Most Walks, Game.....	10, twice, last, 9/1 vs. FRE
Most Strikeouts, Game.....	16, twice, last, 9/1 vs. FRE
Most Doubles, Game.....	7, 8/4 at ELP
Most Triples, Game.....	2, 8/26 at REN
Most Home Runs, Game.....	5, twice, last, 8/24 at REN

INDIVIDUAL PITCHING

Longest Winning Streak.....	6 G, Wieland, 7/17-8/21
Longest Losing Streak.....	4 G, Lee, 7/28-8/14
Most Innings Pitched, Starter.....	9.0, Gaviglio, 8/8 vs. SAC
Most Innings Pitched, Reliever.....	4.0, twice, last, Fry, 9/1 vs. FRE
Most Walks, Game.....	5, three times, last, Gaviglio, 8/15 at MEM
Most Strikeouts, Game.....	10, Wieland, 8/6 at ELP
Most Hit By Pitch, Game.....	2, four times, last, Wieland, 8/6 at ELP
Most Runs Allowed, Game.....	10, three times, last, Gaviglio, 8/25 at REN
Most Hits Allowed, Game.....	12, Gaviglio, 8/25 at REN

TEAM MISCELLANEOUS

Longest Winning Streak.....	8 G, 7/9-19
Longest Winning Streak, Home.....	6 G, three times, last, 7/14-19
Longest Winning Streak, Road.....	8 G, 7/9-8/4
Most Consecutive Losses.....	4 G, three times, last, 8/24-27
Most Consecutive Losses, Home.....	2 G, four times, last, 8/2-7
Most Consecutive Losses, Road.....	5 G, 4/21-30
Longest Game, Time.....	3:37 (9 innings), 8/13 at MEM; 4:59 (14 innings), 9/1 vs. FRE
Shortest Game, Time.....	1:22 (6 innings), 5/30 at NEW; 2:05 (9 innings), 8/2 vs. ALB
Longest Game, Innings.....	14, 9/1 vs. FRE
Highest Attendance, Home.....	7,509, 6/3 vs. SLK
Highest Attendance, Road.....	14,014, 7/9 at SAC
Lowest Attendance, Home.....	2,126, 4/11 vs. ELP
Lowest Attendance, Road.....	880, 5/30 at NEW
Most Double Plays Turned.....	3, five times, last, 8/24 at REN
Most Opponent Double Plays Turned.....	4, five times, last, 8/9 vs. SAC
Most Errors.....	4, twice, last, 8/5 at ELP
Largest Margin of Victory.....	12 R, 4/10 vs. ALB
Largest Margin of Defeat.....	11 R, 6/7 at LVG
Biggest Comeback To Win.....	5 R, three times, last, 9/4 vs. REN

2016 RAINIERS TRANSACTIONS

NO.	DATE	ACTION	POS	PLAYER	TRANSACTION
1-25	4/3	ADD	VAR	25 PLAYER	Added to initial roster.
26	4/6	ADD	C	ROB BRANTLY	Outrighted from Seattle.
27	4/6	DELETE	C	STEVEN LERUD	Released from player contract.
28	4/25	ADD	RHP	JORDAN PRIES	Transferred from Jackson (AA).
29	4/25	DELETE	RHP	MAYCKOL GUAUPE	Recalled by Seattle.
30	5/3	DELETE	RHP	STEVE JOHNSON	Selected by Seattle.
31	5/3	ADD	LHP	KRAIG SITTON	Transferred from Jackson (AA).
32	5/14	ADD	INF	LUIS SARDINAS	Optioned from Seattle.
33	5/15	DELETE	INF	SHAWN O'MALLEY	Recalled by Seattle.
34	5/15	DELETE	RHP	JORDAN PRIES	Transferred to Jackson (AA).
35	5/15	ADD	LHP	BRAD MILLS	Activated from Disabled List.
36	5/17	DELETE	INF	ED LUCAS	Released from player contract.
37	5/17	ADD	RHP	MAYCKOL GUAUPE	Optioned from Seattle.
38	5/22	DELETE	INF	CHRIS TAYLOR	Recalled by Seattle.
39	5/22	ADD	INF	ZACH SHANK	Transferred from Jackson (AA).
40	5/25	DELETE	INF	LUIS SARDINAS	Recalled by Seattle.
41	5/25	ADD	INF	CHRIS TAYLOR	Optioned from Seattle.
42	5/27	DELETE	OF	STEFEN ROMERO	Recalled by Seattle.
43	5/29	ADD	OF	PATRICK KIVLEHAN	Optioned from Seattle.
44	5/30	DELETE	RHP	JOE WIELAND	Placed on Disabled List.
45	6/1	DELETE	LHP	JAMES PAXTON	Recalled by Seattle.
46	6/1	ADD	RHP	ANDREW KITTREDGE	Transferred from Jackson (AA).
47	6/2	DELETE	RHP	CODY MARTIN	Recalled by Seattle.
48	6/3	ADD	RHP	SAM GAVIGLIO	Transferred from Jackson (AA).
49	6/4	ADD	RHP	CODY MARTIN	Optioned from Seattle.
50	6/5	ADD	OF	STEFEN ROMERO	Optioned from Seattle.
51	6/6	DELETE	RHP	MAYCKOL GUAUPE	Placed on Disabled List.
52	6/6	ADD	RHP	JOE WIELAND	Activated from Disabled List.
53	6/8	ADD	RHP	JARRETT GRUBE	Signed minor league player contract.
54	6/9	DELETE	RHP	SAM GAVIGLIO	Transferred to Jackson (AA).
55	6/9	DELETE	RHP	ANDREW KITTREDGE	Transferred to Jackson (AA).
56	6/10	ADD	INF	LUIS SARDINAS	Optioned from Seattle.
57	6/11	DELETE	RHP	JUSTIN DE FRATUS	Traded to Round Rock (AAA-Texas).
58	6/12	ADD	LHP	JACOB BRENTZ	Transferred from Extended Spring Training.
59	6/12	DELETE	INF	ZACH SHANK	Transferred to Jackson (AA).
60	6/15	DELETE	LHP	JACOB BRENTZ	Transferred to Everett (SS).
61	6/15	ADD	LHP	KYLE HUNTER	Transferred from Jackson (AA).
62	6/17	DELETE	RHP	JONATHAN ARO	Recalled by Seattle.
63	6/17	DELETE	LHP	DAVID ROLLINS	Recalled by Seattle.
64	6/17	ADD	RHP	EMILIO PAGAN	Transferred from Jackson (AA).
65	6/17	ADD	LHP	DAVID ROLLINS	Optioned from Seattle.
66	6/18	DELETE	RHP	ADRIAN SAMPSON	Selected by Seattle.
67	6/19	ADD	RHP	STEVE JOHNSON	Outrighted to Tacoma.
68	6/19	ADD	RHP	ZACH LEE	Outright trade from Los Angeles (NL).
69	6/19	DELETE	INF	CHRIS TAYLOR	Outright trade to Los Angeles (NL).
70	6/20	DELETE	OF	MIKE BAXTER	Placed on Disabled List.
71	6/20	ADD	INF	ZACH SHANK	Transferred from Jackson (AA).
72	6/21	ADD	RHP	JONATHAN ARO	Optioned from Seattle.
73	6/22	DELETE	LHP	KRAIG SITTON	Transferred to Jackson (AA).
74	6/23	DELETE	LHP	KYLE HUNTER	Transferred to Jackson (AA).
75	6/23	ADD	OF	GUILLERMO HEREDIA	Transferred from Jackson (AA).
76	6/23	DELETE	OF	BOOG POWELL	Placed on Restricted List.
77	6/24	ADD	LHP	KRAIG SITTON	Transferred from Jackson (AA).
78	6/24	DELETE	RHP	DONN ROACH	Selected by Seattle.
79	6/24	DELETE	LHP	DAVID ROLLINS	Recalled by Seattle.
80	6/24	ADD	RHP	TOM WILHELMSEN	Optioned from Seattle.
81	6/24	ADD	OF	NORICHIKA AOKI	Optioned from Seattle.
82	6/26	DELETE	C	ROB BRANTLY	Placed on Temporarily Inactive list.
83	6/26	ADD	C	P.J. JONES	Activated from Disabled List.
84	6/28	DELETE	INF	EFREN NAVARRO	Release from player contract.
85	6/29	ADD	INF	D.J. PETERSON	Transferred from Jackson (AA).
86	6/29	DELETE	LHP	BRAD MILLS	Placed on Disabled List.
87	6/30	DELETE	RHP	TOM WILHELMSEN	Recalled by Seattle.
88	6/30	ADD	RHP	DONN ROACH	Optioned from Seattle.
89	6/30	DELETE	C	MIKE ZUNINO	Recalled by Seattle.
90	6/30	ADD	C	STEVE BARON	Transferred from Jackson (AA).
91	7/1	DELETE	RHP	JONATHAN ARO	Placed on Disabled List.
92	7/1	DELETE	RHP	CASEY COLEMAN	Released from player contract.
93	7/1	ADD	RHP	ANDREW KITTREDGE	Transferred from Jackson (AA).
94	7/1	ADD	RHP	KEVIN MUNSON	Signed minor league player contract.
95	7/1	ADD	C	ROB BRANTLY	Activated from Temporarily Inactive list.
96	7/2	ADD	RHP	GUIDO KNUDSON	Signed minor league player contract.
97	7/2	DELETE	C	STEVE BARON	Transferred to Jackson (AA).
98	7/4	DELETE	C	P.J. JONES	Placed on Disabled List.
99	7/4	ADD	RHP	JORDAN PRIES	Transferred from Jackson (AA).
100	7/4	ADD	LHP	DAVID ROLLINS	Optioned from Seattle.
101	7/5	DELETE	OF	DANIEL ROBERTSON	Selected by Seattle.
102	7/5	ADD	C	MIKE ZUNINO	Optioned from Seattle.
103	7/5	DELETE	RHP	STEVE JOHNSON	Placed on Disabled List.
104	7/6	DELETE	LHP	DAVID ROLLINS	Recalled by Seattle.
105	7/7	ADD	OF	RYAN STRAUSBORGER	Traded from Round Rock (AAA-Texas).
106	7/19	ADD	C	JESUS SUCRE	Optioned from Seattle.
107	7/19	ADD	OF	DANIEL ROBERTSON	Optioned from Seattle.
108	7/20	DELETE	C	MIKE ZUNINO	Recalled by Seattle.
109	7/20	DELETE	OF	NORICHIKA AOKI	Recalled by Seattle.
110	7/20	DELETE	RHP	JORDAN PRIES	Outright trade to Iowa (AAA-Chicago).
111	7/20	DELETE	RHP	EMILIO PAGAN	Placed on Suspended List.
112	7/21	ADD	RHP	SAM GAVIGLIO	Transferred from Jackson (AA).
113	7/22	ADD	LHP	DAVID ROLLINS	Optioned from Seattle.

FRONT
OFFICE

CHENEY
STADIUM

2017 TRIPLE-A
ALL-STAR GAME

COACHES/STAFF

2017
RAINIERS

2016 SEASON
REVIEW

OPPONENTS

HISTORY &
RECORDS

MEDIA &
MISC.

2016 RAINIERS TRANSACTIONS (CONTINUED)

NO.	DATE	ACTION	POS	PLAYER	TRANSACTION
114	7/22	ADD	INF	DANIEL VOGELBACH	Outright trade from Iowa (AAA-Chicago).
115	7/22	DELETE	RHP	GUIDO KNUDSON	Transferred to Jackson (AA).
116	7/22	DELETE	INF	LUIS SARDINAS	Recalled by Seattle.
117	7/23	ADD	RHP	EMILIO PAGAN	Reinstated from Suspended List.
118	7/23	DELETE	LHP	DAVID ROLLINS	Recalled by Seattle.
119	7/28	ADD	RHP	ROBERT DUGGER	Transferred from AZL Mariners (ROK).
120	7/29	DELETE	OF	GUILLERMO HEREDIA	Recalled by Seattle.
121	7/29	DELETE	RHP	ROBERT DUGGER	Transferred to Everett (ROK).
122	7/29	ADD	LHP	DAVID ROLLINS	Optioned from Seattle.
123	7/30	DELETE	RHP	CODY MARTIN	Recalled by Seattle.
124	7/30	ADD	RHP	ROBERT DUGGER	Transferred from Everett (ROK).
125	7/30	ADD	RHP	MARVIN GORGAS	Transferred from Everett (ROK).
126	7/31	ADD	LHP	ARIEL MIRANDA	Optioned from Seattle.
127	8/1	DELETE	RHP	DONN ROACH	Recalled by Seattle.
128	8/1	ADD	INF	MIKE FREEMAN	Claimed off waivers (Arizona).
129	8/1	DELETE	OF	PATRICK KIVLEHAN	Designated for assignment.
130	8/4	DELETE	RHP	BLAKE PARKER	Selected by Seattle.
131	8/4	ADD	RHP	DONN ROACH	Optioned from Seattle.
132	8/4	DELETE	LHP	ARIEL MIRANDA	Recalled by Seattle.
133	8/4	ADD	RHP	FORREST SNOW	Transferred from Jackson (AA).
134	8/4	DELETE	RHP	MARVIN GORGAS	Transferred to Everett (ROK).
135	8/4	ADD	OF	JAMES RAMSEY	Outright trade from Okla. City (AAA-LAD).
136	8/5	DELETE	RHP	ROBERT DUGGER	Transferred to Everett (ROK).
137	8/6	DELETE	RHP	MAYCKOL GUAIBE	Released from player contract.
138	8/6	ADD	RHP	MAYCKOL GUAIBE	Signed as minor league free agent.
139	8/6	DELETE	RHP	MAYCKOL GUAIBE	Placed on Tacoma disabled list.
140	8/6	DELETE	RHP	DONN ROACH	Designated for assignment.
141	8/6	ADD	SHF	PAT VENDITTE	Optioned from Seattle.
142	8/6	ADD	INF	LUIS SARDINAS	Optioned from Seattle.
143	8/6	ADD	RHP	CODY MARTIN	Optioned from Seattle.
144	8/7	DELETE	INF	MIKE FREEMAN	Recalled by Seattle.
145	8/9	ADD	INF	MIKE FREEMAN	Optioned from Seattle.
146	8/9	DELETE	OF	DARIO PIZZANO	Transferred to Jackson (AA).
147	8/9	ADD	OF	GUILLERMO HEREDIA	Optioned from Seattle.
148	8/10	DELETE	RHP	JARRETT GRUBE	Recalled by Seattle.
149	8/10	ADD	RHP	TAIJUAN WALKER	Optioned from Seattle.
150	8/10	DELETE	RHP	FORREST SNOW	Transferred to Jackson (AA).
151	8/10	DELETE	INF	LUIS SARDINAS	Designated for assignment.
152	8/10	ADD	RHP	JARRETT GRUBE	Optioned from Seattle.
153	8/11	DELETE	LHP	KRAIG SITTON	Placed on Disabled List.
154	8/12	DELETE	RHP	JOE WIELAND	Selected by Seattle.
155	8/12	ADD	RHP	FORREST SNOW	Transferred from Jackson (AA).
156	8/12	DELETE	OF	DANIEL ROBERTSON	Designated for assignment.
157	8/13	ADD	C	PJ JONES	Activated from Disabled List.
158	8/13	DELETE	C	PJ JONES	Transferred to Jackson (AA).
159	8/14	ADD	OF	DANIEL ROBERTSON	Outrighted from Seattle.
160	8/14	DELETE	INF	LUIS SARDINAS	Outright trade to San Diego.
161	8/15	DELETE	C	ROB BRANTLY	Placed on Disabled List.
162	8/16	DELETE	RHP	CODY MARTIN	Recalled by Seattle.
163	8/16	ADD	C	MARCUS LITTLEWOOD	Transferred from Jackson (AA).
164	8/16	ADD	C	PJ JONES	Transferred from Jackson (AA).
165	8/18	ADD	RHP	ISAAC SANCHEZ	Transferred from Bakersfield (A+).
166	8/19	DELETE	OF	STEFEN ROMERO	Recalled by Seattle.
167	8/20	ADD	INF	DAE-HO LEE	Optioned from Seattle.
168	8/20	ADD	RHP	JOE WIELAND	Optioned from Seattle.
169	8/20	DELETE	C	PJ JONES	Placed on Disabled List.
170	8/20	DELETE	RHP	FORREST SNOW	Transferred to Jackson (AA).
171	8/20	DELETE	RHP	ISAAC SANCHEZ	Transferred to Jackson (AA).
172	8/20	ADD	RHP	MARVIN GORGAS	Transferred from Everett (ROK).
173	8/20	ADD	LHP	KRAIG SITTON	Activated from Disabled List.
174	8/22	DELETE	OF	GUILLERMO HEREDIA	Recalled by Seattle.
175	8/22	ADD	C	ROB BRANTLY	Activated from Disabled List.
176	8/23	DELETE	RHP	TAIJUAN WALKER	Recalled by Seattle.
177	8/23	ADD	OF	STEFEN ROMERO	Optioned from Seattle.
178	8/23	DELETE	INF	D.J. PETERSON	Placed on Disabled List.
179	8/23	ADD	RHP	AL ALBUQUERQUE	Signed as minor league free agent.
180	8/24	ADD	RHP	CODY MARTIN	Optioned from Seattle.
181	8/24	DELETE	RHP	MARVIN GORGAS	Transferred to Everett (ROK).
182	8/25	DELETE	INF	MIKE FREEMAN	Recalled by Seattle.
183	8/25	ADD	RHP	TONY ZYCH	Optioned from Seattle.
184	8/26	ADD	OF	NORICHIKA AOKI	Optioned from Seattle.
185	8/26	ADD	INF	MIKE FREEMAN	Optioned from Seattle.
186	8/27	DELETE	SHF	PAT VENDITTE	Recalled by Seattle.
187	8/27	DELETE	INF	DAE-HO LEE	Recalled by Seattle.
188	8/29	DELETE	RHP	TONY ZYCH	Placed on Disabled List.
189	8/30	ADD	OF	MIKE BAXTER	Activated from Disabled List.
190	9/2	ADD	RHP	MAYCKOL GUAIBE	Activated from Disabled List.
191	9/2	DELETE	C	JESUS SUCRE	Recalled by Seattle.
192	9/2	ADD	RHP	FORREST SNOW	Transferred from Jackson (AA).
193	9/2	DELETE	RHP	PAUL FRY	Placed on Temporarily Inactive List.
194	9/4	DELETE	LHP	DAVID ROLLINS	Recalled by Seattle.
195	9/5	ADD	LHP	PAUL FRY	Activated from Temporarily Inactive List.
196	9/5	DELETE	OF	RYAN STRAUSBORGER	Placed on Disabled List.
197	9/5	ADD	OF	ERIC FILIA	Transferred from Everett (ROK).
198	9/6	DELETE	OF	ERIC FILIA	Transferred to Everett (ROK).
199	9/6	ADD	INF	PATRICK BRADY	Transferred from Jackson (AA).
200	9/6	DELETE	OF	NORICHIKA AOKI	Recalled by Seattle.
201	9/6	ADD	LHP	WADE LEBLANC	Outrighted from Seattle.



OPPONENTS



ALBUQUERQUE ISOTOPES

ISOTOPES BALLPARK

1601 AVENIDA CESAR CHAVEZ SE, ALBUQUERQUE, NM 87106

PRESIDENT: KEN YOUNG

FIELD MANAGER: GLENALLEN HILL

2016 RECORD, FINISH: 71-72, 2ND IN PACIFIC SOUTHERN DIVISION

OPENED:	CAPACITY:	LEFT:	CENTER:	RIGHT:
2003	13,500	340	400	340

TRIPLE-A AFFILIATE OF THE COLORADO ROCKIES (SINCE 2015)

Rainiers vs. Albuquerque

2016 vs. ABQ 9-7

2016 at ABQ 4-4

2016 at TAC 5-3

All-Time vs. ABQ 227-247-1

Series Sweeps

by TAC Aug. 3-8, 2008
(4-Game Series at TAC)

by ABQ May 13-16, 2006
(4-Game Series at TAC)

2017 Schedule

at Tacoma:

Apr. 15-17 & June 30-July 3

at Albuquerque:

Apr. 22-25 & July 17-20

2017 Field Staff

Manager Glenallen Hill

Pitching Coach Mark Brewer

Hitting Coach Darin Everson

Trainer Heath Townsend

Strength Coach Marcus Lefton

Series Results, Last 10 Years

Year	Home	Road	Total
2016	5-3	4-4	9-7
2015	4-4	4-4	8-8
2014	3-5	6-2	9-7
2013	---	2-2	2-2
2012	1-3	---	1-3
2011	---	2-2	2-2
2010	3-1	---	3-1
2009	---	2-2	2-2
2008	4-0	---	4-0
2007	---	2-2	2-2



COLORADO SPRINGS SKY SOX

SECURITY SERVICE FIELD

4385 TUTT BLVD, COLORADO SPRINGS, CO 80922

GENERAL MANGER: TONY ENSOR

FIELD MANAGER: RICK SWEET

2016 RECORD, FINISH: 67-71, 2ND IN AMERICAN NORTHERN DIVISION

OPENED:	CAPACITY:	LEFT:	CENTER:	RIGHT:
1988	8,500	350	410	350

TRIPLE-A AFFILIATE OF THE MILWAUKEE BREWERS (SINCE 2015)

Rainiers vs. Col. Springs

2016 vs. COS 4-0

2016 at COS N/A

2016 at TAC 4-0

All-Time vs. COS 171-169

Series Sweeps

by TAC July 14-17, 2016
(4-Game Series at TAC)

by COS July 20-23, 2012
(5-Game Series at CSP)

2017 Schedule

at Tacoma:

N/A

at Col. Springs:

July 25-28

2017 Field Staff

Manager Rick Sweet

Pitching Coach Fred Dabney

Coach Al LeBoeuf

Coach Ned Yost IV

Trainer Aaron Hoback

Strength Coach.. Andrew Emmick

Series Results, Last 10 Years

Year	Home	Road	Total
2016	4-0	---	4-0
2015	---	2-2	2-2
2014	2-2	---	2-2
2013	7-1	4-4	11-5
2012	4-4	0-8	4-12
2011	3-5	5-3	8-8
2010	4-4	3-5	7-9
2009	6-2	2-6	8-8
2008	3-5	3-5	6-10
2007	4-4	3-5	7-9



EL PASO CHIHUAHUAS

SOUTHWEST UNIVERSITY PARK

123 W. MILLS, SUITE 300, EL PASO, TX 79901

PRESIDENT: ALAN LEDFORD

FIELD MANAGER: ROD BARAJAS

2016 RECORD, FINISH: 73-70, 1ST IN PACIFIC SOUTHERN DIVISION

OPENED:	CAPACITY:	LEFT:	CENTER:	RIGHT:
2014	8,018	324	406	322

TRIPLE-A AFFILIATE OF THE SAN DIEGO PADRES (SINCE 2014)

Rainiers vs. El Paso

2016 vs. ELP	11-5
2016 at ELP	5-3
2016 at TAC	6-2
All-Time vs. ELP	23-25

Series Sweeps

by TAC..... Apr. 11-14, 2016
(3-Game series at TAC)

by ELP..... NONE

2017 Schedule

at Tacoma:
Apr. 11-14 & Aug. 19-22

at El Paso:
Apr. 18-21 & June 13-16

2017 Field Staff

Manager.....Rod Barajas
Pitching Coach .. Bronswell Patrick
Hitting Coach.... Morgan Burkhardt
Coach.....Keith Werman
TrainerNate Stewart
Strength Coach.....A.J. Russell

Entire Series Results

Year	Home	Road	Total
2016	6-2	5-3	11-5
2015	3-5	5-3	8-8
2014	2-6	2-6	4-12



FRESNO GRIZZLIES

CHUCKCHANSI PARK

1800 TULARE ST, FRESNO, CA 93721

PRESIDENT: CHRIS CUMMINGS

FIELD MANAGER: TONY DeFRANCESCO

2016 RECORD, FINISH: 73-70, 3RD IN PACIFIC NORTHERN DIVISION

OPENED:	CAPACITY:	LEFT:	CENTER:	RIGHT:
2002	12,500	324	400	335

TRIPLE-A AFFILIATE OF THE HOUSTON ASTROS (SINCE 2015)

Rainiers vs. Fresno

2016 vs. FRE	9-7
2016 at FRE	4-4
2016 at TAC	5-3
All-Time vs. FRE	151-120

Series Sweeps

by TAC..... April 22-25, 2009
(4-Game Series at FRE)

by FRE..... July 8-11, 2004
(4-Game Series at TAC)

2017 Schedule

at Tacoma:
May 23-26 & July 13-16

at Fresno:
June 1-4 & Aug. 24-27

2017 Field Staff

Manager..... Tony DeFrancesco
Pitching CoachDyar Miller
Hitting Coach.....Darryl Robinson
TrainerLee Meyer
Strength Coach.....Taylor Rhoades

Series Results, Last 10 Years

Year	Home	Road	Total
2016	5-3	4-4	9-7
2015	6-2	4-4	10-6
2014	5-3	4-4	9-7
2013	5-3	3-5	8-8
2012	4-4	3-5	7-9
2011	4-4	4-4	8-8
2010	4-4	3-5	7-9
2009	3-5	7-1	10-6
2008	6-2	4-4	10-6
2007	5-3	3-5	8-8



IOWA CUBS

PRINCIPAL PARK

ONE LINE DRIVE, DES MOINES, IA 50309

PRESIDENT: SAM BERNABE

FIELD MANAGER: MARTY PEVEY

2016 RECORD, FINISH: 67-76, 3RD IN AMERICAN NORTHERN DIVISION

OPENED:	CAPACITY:	LEFT:	CENTER:	RIGHT:
1992	11,500	335	400	335

TRIPLE-A AFFILIATE OF THE CHICAGO CUBS (SINCE 1993)

Rainiers vs. Iowa

2016 vs. IOW.....	4-0
2016 at IOW.....	N/A
2016 at TAC.....	4-0
All-Time vs. IOW.....	45-46

Series Sweeps

by TAC..... May 19-22, 2016
(4-Game Series at TAC)

by IOW..... Aug. 4-7, 2010
(4-Game Series at IOW)

2017 Schedule

at Tacoma:

N/A

at Iowa:

May 19-23

2017 Field Staff

Manager.....	Marty Pevey
Pitching Coach.....	Rod Nichols
Hitting Coach.....	Desi Wilson
Hitting Coach.....	Mariano Duncan
Trainer.....	Shane Nelson
Strength Coach.....	Ryan Clausen

Series Results, Last 10 Years

Year	Home	Road	Total
2016	4-0	---	4-0
2015	---	1-3	1-3
2014	2-2	---	2-2
2013	2-2	---	2-2
2012	---	3-1	3-1
2011	3-1	---	3-1
2010	---	0-4	0-4
2009	1-3	---	1-3
2008	---	1-3	1-3
2007	1-3	---	1-3



LAS VEGAS 51s

CASHMAN FIELD

850 LAS VEGAS BLVD. N., LAS VEGAS, NV 89101

PRESIDENT: DON LOGAN

FIELD MANAGER: PEDRO LOPEZ

2016 RECORD, FINISH: 70-74, 3RD IN PACIFIC SOUTHERN DIVISION

OPENED:	CAPACITY:	LEFT:	CENTER:	RIGHT:
1983	9,334	328	433	328

TRIPLE-A AFFILIATE OF THE NEW YORK METS (SINCE 2013)

Rainiers vs. Las Vegas

2016 vs. LV.....	6-10
2016 at LV.....	2-6
2016 at TAC.....	4-4
All-Time vs. LV.....	253-241

Series Sweeps

by TAC..... April 25-28, 2013
(4-Game Series at LV)

by LV..... April 20-23, 2002
(4-Game Series at LV)

2017 Schedule

at Tacoma:

June 9-11 & June 26-29

at Las Vegas:

May 2-5 & Sep. 1-4

2017 Field Staff

Manager.....	Pedro Lopez
Pitching Coach.....	Frank Viola
Hitting Coach.....	Jack Voigt
Trainer.....	Deb Iwanow
Strength Coach.....	TBA

Series Results, Last 10 Years

Year	Home	Road	Total
2016	4-4	2-6	6-10
2015	5-3	3-5	8-8
2014	6-2	2-6	8-8
2013	3-5	7-1	10-6
2012	4-4	3-5	7-9
2011	4-4	5-3	9-7
2010	4-4	5-3	9-7
2009	5-3	3-5	8-8
2008	5-3	6-2	11-5
2007	5-3	5-3	10-6



MEMPHIS REDBIRDS

AUTOZONE PARK

198 UNION AVENUE, MEMPHIS, TN, 38103

GENERAL MANAGER: CRAIG UNGER

FIELD MANAGER: STUBBY CLAPP

2016 RECORD, FINISH: 65-77, 4TH IN AMERICAN SOUTHERN DIVISION

OPENED:	CAPACITY:	LEFT:	CENTER:	RIGHT:
2000	10,000	319	400	322

TRIPLE-A AFFILIATE OF THE ST. LOUIS CARDINALS (SINCE 1998)

Rainiers vs. Memphis

2016 vs. MEM	2-2
2016 at MEM	2-2
2016 at TAC	N/A
All-Time vs. MEM	48-44

Series Sweeps

by TAC..... NONE

by MEM..... May 15-18, 2010
(4-Game Series at MEM)

2017 Schedule

at Tacoma:
Aug. 3-6

at Memphis:
N/A

2017 Field Staff

Manager.....Stubby Clapp
Pitching CoachBryan Eversgerd
Hitting Coach..... Mark Budaska
TrainerScott Ensell
Strength Coach....Lance Thomason

Series Results, Last 10 Years

Year	Home	Road	Total
2016	---	2-2	2-2
2015	2-2	---	2-2
2014	---	2-2	2-2
2013	2-2	---	2-2
2012	---	2-2	2-2
2011	2-2	---	2-2
2010	---	0-4	0-4
2009	3-1	---	3-1
2008	---	2-2	2-2
2007	3-1	---	3-1



NASHVILLE SOUNDS

FIRST TENNESSEE PARK

401 JACKSON ST., NASHVILLE, TN, 37203

CHIEF OPERATING OFFICER: ADAM NUSE

FIELD MANAGER: RYAN CHRISTENSON

2016 RECORD, FINISH: 83-59, 1ST IN AMERICAN SOUTHERN DIVISION

OPENED:	CAPACITY:	LEFT:	CENTER:	RIGHT:
2015	10,000	329	404	310

TRIPLE-A AFFILIATE OF THE OAKLAND ATHLETICS (SINCE 2015)

Rainiers vs. Nashville

2016 vs. NAS	2-2
2016 at NAS	2-2
2016 at TAC	N/A
All-Time vs. NAS	52-38

Series Sweeps

by TAC..... June 13-16, 2014
(4-Game Series at NVL)

by NAS..... NONE

2017 Schedule

at Tacoma:
Aug. 7-10

at Nashville:
N/A

2017 Field Staff

Manager.....Ryan Christenson
Pitching CoachRick Rodriguez
Hitting Coach..... Eric Martins
TrainerBrad LaRosa
Strength Coach..... Henry Torres

Series Results, Last 10 Years

Year	Home	Road	Total
2016	---	2-2	2-2
2015	3-1	---	3-1
2014	---	4-0	4-0
2013	3-1	---	3-1
2012	---	1-3	1-3
2011	3-1	---	3-1
2010	---	2-2	2-2
2009	3-1	---	3-1
2008	---	3-1	3-1
2007	2-2	---	2-2

FRONT
OFFICE

CHENEY
STADIUM

2017 TRIPLE-A
ALL-STAR GAME

COACHES/STAFF

2017
RAINIERS

2016 SEASON
REVIEW

OPPONENTS

HISTORY &
RECORDS

MEDIA &
MISC.



NEW ORLEANS BABY CAKES

SHRINE ON AIRLINE

6000 AIRLINE DR., METAIRIE, LA 70003

PRESIDENT: LOU SCHWECHHEIMER

FIELD MANAGER: ARNIE BEYELER

2016 RECORD, FINISH: 69-70, 3RD IN AMERICAN SOUTHERN DIVISION

OPENED:	CAPACITY:	LEFT:	CENTER:	RIGHT:
1997	10,000	325	400	325

TRIPLE-A AFFILIATE OF THE MIAMI MARLINS (SINCE 2009)

Rainiers vs. New Orleans

2016 vs. NO	1-2-1
2016 at NO	1-2-1
2016 at TAC	N/A
All-Time vs. NO	40-51-1

Series Sweeps

by TAC..... May 20-23, 2010
(4-Game Series at TAC)

by NO..... July 24-27, 2007
(4-Game Series at NO)

2017 Schedule

at Tacoma:
May 6-9

at New Orleans:
N/A

2017 Field Staff

Manager..... Arnie Beyeler
Pitching Coach..... Scott Budner
Hitting Coach..... Kevin Witt
Asst. Coach..... Robert Rodriguez
Trainer..... Greg Harrel
Strength Coach..... Quentin Eberhardt

Series Results, Last 10 Years

Year	Home	Road	Total
2016	---	1-2-1	1-2-1
2015	3-1	---	3-1
2014	---	3-1	3-1
2013	---	3-1	3-1
2012	1-3	---	1-3
2011	---	2-2	2-2
2010	4-0	---	4-0
2009	---	2-2	2-2
2008	2-2	---	2-2
2007	---	0-4	0-4



OKLAHOMA CITY DODGERS

CHICKASAW BRICKTOWN BALLPARK

2 SOUTH MICKEY MANTLE DR. OKLAHOMA CITY, OK 73104

PRESIDENT: MICHAEL BYRNES

FIELD MANAGER: BILL HASELMAN

2016 RECORD, FINISH: 81-60, 1ST IN AMERICAN NORTHERN DIVISION

OPENED:	CAPACITY:	LEFT:	CENTER:	RIGHT:
1998	9,000	325	400	325

TRIPLE-A AFFILIATE OF THE LOS ANGELES DODGERS (SINCE 2015)

Rainiers vs. Oklahoma City

2016 vs. OKC	2-2
2016 at OKC	N/A
2016 at TAC	2-2
All-Time vs. OKC	74-71

Series Sweeps

by TAC..... June 21-24, 2014
(4-Game Series at TAC)

by OKC..... May 7-10, 2013
(4-Game Series at OKC)

2017 Schedule

at Tacoma:
N/A

at Oklahoma City:
July 29 - Aug. 1

2017 Field Staff

Manager..... Bill Haselman
Pitching Coach..... Matt Herges
Hitting Coach..... Shawn Wooten
Coach..... Luis Matos
Trainer..... James Ready
Strength Coach..... Cory Ritter

Series Results, Last 10 Years

Year	Home	Road	Total
2016	2-2	---	2-2
2015	---	2-2	2-2
2014	4-0	---	4-0
2013	---	0-4	0-4
2012	3-1	---	3-1
2011	---	2-2	2-2
2010	1-2	---	1-2
2009	---	2-2	2-2
2008	2-2	---	2-2
2007	---	3-1	3-1



OMAHA STORM CHASERS

WERNER PARK

12356 BALLPARK WAY, PAPILLION, NE 68046

PRESIDENT: MARTIE CORDARO

FIELD MANAGER: BRIAN POLDBERG

2016 RECORD, FINISH: 58-82, 4TH IN AMERICAN NORTHERN DIVISION

OPENED:	CAPACITY:	LEFT:	CENTER:	RIGHT:
2011	9,023	310	402	315

TRIPLE-A AFFILIATE OF THE KANSAS CITY ROYALS (SINCE 1969)

Rainiers vs. Omaha

2016 vs. OMA	3-1
2016 at OMA	N/A
2016 at TAC	3-1
All-Time vs. OMA	44-47

Series Sweeps

by TAC.....May 11-13, 2008
(4-Game Series at OMA)

by OMA.....July 30-Aug. 2, 2013
(4-Game Series at TAC)

2017 Schedule

at Tacoma:
N/A

at Omaha:
May 16-18

2017 Field Staff

Manager.....Brian Poldberg
Pitching Coach.....Andy Hawkins
Hitting Coach.....Tommy Gregg
Trainer.....Dave Iannicca
Strength Coach.....Phil Falco

Series Results, Last 10 Years

Year	Home	Road	Total
2016	3-1	---	3-1
2015	---	1-3	1-3
2014	2-2	---	2-2
2013	0-4	---	0-4
2012	---	2-2	2-2
2011	0-4	---	0-4
2010	---	0-4	0-4
2009	2-2	---	2-2
2008	---	4-0	4-0
2007	2-2	---	2-2



RENO ACES

GREATER NEVADA FIELD

250 EVANS AVE., RENO, NV 89501

PRESIDENT: ERIC EDELSTEIN

FIELD MANAGER: JERRY NARRON

2016 RECORD, FINISH: 76-68, 2ND IN PACIFIC NORTHERN DIVISION

OPENED:	CAPACITY:	LEFT:	CENTER:	RIGHT:
2009	9,100	339	410	340

TRIPLE-A AFFILIATE OF THE ARIZONA DIAMONDBACKS (SINCE 2009)

Rainiers vs. Reno

2016 vs. RNO	5-11
2016 at RNO	2-6
2016 at TAC	3-5
All-Time vs. RNO	44-84

Series Sweeps

by TAC.....NONE

by RNO.....May 29-June 1, 2012
(4-Game Series at RNO)

2017 Schedule

at Tacoma:
June 5-8 & Aug. 11-14

at Reno:
June 22-25 & July 4-6

2017 Field Staff

Manager.....Jerry Narron
Pitching Coach.....Gil Heredia
Hitting Coach.....Greg Gross
Coach.....Mike Lansing
Trainer.....Masa Abe
Strength Coach....Steven Candelaria

Entire Series Results

Year	Home	Road	Total
2016	3-5	2-6	5-11
2015	4-4	3-5	7-9
2014	3-5	4-4	7-9
2013	3-5	3-5	6-10
2012	5-3	0-8	5-11
2011	2-6	2-6	4-12
2010	4-4	3-5	7-9
2009	2-6	1-7	3-13

FRONT
OFFICE

CHENEY
STADIUM

2017 TRIPLE-A
ALL-STAR GAME

COACHES/STAFF

2017
RAINIERS

2016 SEASON
REVIEW

OPPONENTS

HISTORY &
RECORDS

MEDIA &
MISC.



ROUND ROCK EXPRESS

DELL DIAMOND

3400 E. PALM VALLEY BLVD., ROUND ROCK, TX 78665

PRESIDENT: CHRIS ALMENDAREZ

FIELD MANAGER: JASON WOOD

2016 RECORD, FINISH: 71-72, 2ND IN AMERICAN SOUTHERN DIVISION

OPENED:	CAPACITY:	LEFT:	CENTER:	RIGHT:
2000	8,722	330	405	325

TRIPLE-A AFFILIATE OF THE TEXAS RANGERS (SINCE 2011)

Rainiers vs. Round Rock

2016 vs. RR.....	2-2
2016 at RR.....	2-2
2016 at TAC.....	N/A
All-Time vs. RR.....	32-16

Series Sweeps

by TAC..... Aug. 5-8, 2009
(4-Game Series at TAC)

by RR..... NONE

2017 Schedule

at Tacoma:
May 11-14

at Round Rock:
N/A

2017 Field Staff

Manager.....	Jason Wood
Pitching Coach.....	Greg Hibbard
Hitting Coach.....	Jim Presley
Coach.....	Geno Petrali
Trainer.....	Carlos Olivas
Strength Coach.....	Eric McMahon

Series Results, Last 10 Years

Year	Home	Road	Total
2016	---	2-2	2-2
2015	3-1	---	3-1
2014	---	2-2	2-2
2013	---	2-2	2-2
2012	3-1	---	3-1
2011	---	3-1	3-1
2010	3-1	---	3-1
2009	---	4-0	4-0
2008	4-0	---	4-0
2007	---	1-3	1-3



SACRAMENTO RIVER CATS

RALEY FIELD

400 BALLPARK DR., WEST SACRAMENTO, CA 95691

GENERAL MANAGER: JEFF SAVAGE

FIELD MANAGER: DAVE BRUNDAGE

2016 RECORD, FINISH: 69-75, 4TH PACIFIC NORTHERN DIVISION

OPENED:	CAPACITY:	LEFT:	CENTER:	RIGHT:
2000	14,014	330	403	325

TRIPLE-A AFFILIATE OF THE SAN FRANCISCO GIANTS (SINCE 2015)

Rainiers vs. Sacramento

2016 vs. SAC.....	8-8
2016 at SAC.....	5-3
2016 at TAC.....	3-5
All-Time vs. SAC.....	178-196

Series Sweeps

by TAC..... April 21-24, 2001
(4-Game Series at SAC)

by SAC..... Aug. 11-14, 2015
(4-Game Series at TAC)

2017 Schedule

at Tacoma:
Apr. 27 - May 1 & July 21-24

at Sacramento:
Apr. 6-10 & July 7-9

2017 Field Staff

Manager.....	Dave Brundage
Pitching Coach....	Dwight Bernard
Hitting Coach.....	Damon Minor
Trainer.....	LJ Petra
Strength Coach.....	Adam Vish

Series Results, Last 10 Years

Year	Home	Road	Total
2016	3-5	5-3	8-8
2015	1-7	4-4	5-11
2014	5-3	3-5	8-8
2013	5-3	5-3	10-6
2012	2-6	5-3	7-9
2011	1-7	5-3	6-10
2010	4-4	4-4	8-8
2009	3-5	4-4	7-9
2008	5-3	4-4	9-7
2007	4-4	3-5	7-9



SALT LAKE BEES

SMITH'S BALLPARK

77 WEST 1300 SOUTH, SALT LAKE CITY, UT 84115

GENERAL MANAGER: MARC AMICONE

FIELD MANAGER: KEITH JOHNSON

2016 RECORD, FINISH: 63-79, 4TH IN PACIFIC SOUTHERN DIVISION

OPENED:	CAPACITY:	LEFT:	CENTER:	RIGHT:
1994	15,334	345	420	315

TRIPLE-A AFFILIATE OF THE LOS ANGELES ANGELS (SINCE 2001)

Rainiers vs. Salt Lake

2016 vs. SL13-3

2016 at SL6-2

2016 at TAC7-1

All-Time vs. SL324-304-1

Series Sweeps

by TAC July 22-25, 2016
(4-Game Series at SL)

by SL June 7-10, 2012
(4-Game Series at TAC)

2017 Schedule

at Tacoma:
June 17-20 & Aug. 28-31

at Salt Lake:
May 27-30 & Aug. 15-18

2017 Field Staff

Manager Keith Johnson
Pitching Coach Erik Bennett
Hitting Coach Lou Marson
Trainer Brian Reinker
Strength Coach Andrew Chappell

Series Results, Last 10 Years

Year	Home	Road	Total
2016	7-1	6-2	13-3
2015	2-6	3-5	5-11
2014	4-4	4-4	8-8
2013	3-5	4-4	7-9
2012	2-6	5-3	7-9
2011	4-4	3-5	7-9
2010	5-3	7-1	12-4
2009	2-6	4-4	6-10
2008	4-4	1-7	5-11
2007	3-5	2-6	5-11



PACIFIC COAST LEAGUE

ONE CHISHOLM TRAIL, SUITE 4200
ROUND ROCK, TX 78681

PRESIDENT: BRANCH B. RICKEY

DIRECTOR OF BUSINESS: MELANIE FIORE

VP OF BASEBALL OPERATIONS: DWIGHT HALL

PR AND OPERATIONS ASSISTANT: MATT GRILLI

ESTABLISHED:
1879

TEAMS:
16

2017 PACIFIC COAST LEAGUE PLAYOFF PROCEDURES

RD 1 - CONF CHAMP SERIES

Sept. 6: Am North at Am South

Pac South at Pac North

Sept. 7: Am North at Am South

Pac South at Pac North

Sept. 8: Am South at Am North

Pac North at Pac South

*Sept. 9: Am South at Am North

Pac North at Pac South

*Sept. 10: Am South at Am North

Pac North at Pac South

**if necessary*

RD 2 - LEAGUE CHAMP SERIES

Sept. 12: Pac Conf at Amer Conf

Sept. 13: Pac Conf at Amer Conf

Sept. 15: Amer Conf at Pac Conf

*Sept. 16: Amer Conf at Pac Conf

*Sept. 17: Amer Conf at Pac Conf

**if necessary*

GILDAN TRIPLE-A NATIONAL CHAMPIONSHIP GAME

Tuesday, September 19

PNC Field

Scranton, PA

PCL Champion

vs.

International League Champion

TV Info: NBC Sports Network

BEFORE THEY WERE MAJOR LEAGUE STARS THEY WERE ON

KRIS BRYANT
2014 TENNESSEE SMOKIES
2016 NL MOST VALUABLE PLAYER

MIKE TROUT
2011 ARKANSAS TRAVELERS
2016 AL MOST VALUABLE PLAYER

COREY SEAGER
2015 OKLAHOMA CITY DODGERS
2016 NL ROOKIE OF THE YEAR

RICK PORCELLO
2008 LAKELAND FLYING TIGERS
2016 AL CY YOUNG AWARD

MICHAEL FULMER
2015 ERIE SEAWOLVES
2016 AL ROOKIE OF THE YEAR

MAX SCHERZER
2007 VISALIA RAWHIDE
2016 NL CY YOUNG AWARD

★★★★★ FOLLOW THE STARS OF TOMORROW TODAY ★★★★★

VISIT 

WATCH 

LISTEN 

DOWNLOAD 

Download on the
 App Store

GET IT ON
 Google Play

© 2017 Minor League Baseball. All MiLB copyrights and trademarks are used with permission. All rights reserved.
Any other marks used herein are trademarks of their respective owners.



HISTORY & RECORDS

CAREER BATTING LEADERS

BATTING AVERAGE*

1	Brian Raabe.....	352
2	Lyman Bostock.....	342
3	Troy Neel.....	339
4	Willie Norwood.....	337
5	Brock Davis.....	334
6	Jim Holt.....	333
7	Carmen Fanzone.....	327
8	Hosken Powell.....	326
9	Jesus Alou.....	324
10	Matt Mangini.....	321
11	Jimmy Sexton.....	318
12	Mitchell Page.....	316
13	Jesus Montero.....	315
14	Chris Taylor.....	313
15	Danny O'Connell.....	312
	Luis Polonia.....	312
	Aaron Holbert.....	312
18	Mike Adams.....	310
19	Francisco Matos.....	309
	Jeremy Reed.....	309
	Johan Limonta.....	309

* minimum 500 plate appearances

GAMES

1	Gil Garrido.....	691
2	Tom Kelly.....	536
3	Danny Goodwin.....	435
	Bob Perry.....	435
5	Bill Hain.....	400
6	Bryan LaHair.....	399
7	Ron Witmeyer.....	398
8	Randy Bass.....	395
9	Rick Renick.....	386
10	Dick Phillips.....	375
11	Eric Fox.....	370
12	Jim Van Wyck.....	368
13	Dusty Rhodes.....	358
14	Larry Arndt.....	353
15	Stefen Romero.....	351
16	Bill Bathe.....	348
17	Thad Reece.....	343
18	Rob Johnson.....	340
19	Oswaldo Navarro.....	335
20	Jeff Clement.....	332

AT-BATS

1	Gil Garrido.....	2651
2	Tom Kelly.....	1666
3	Bryan LaHair.....	1527
4	Danny Goodwin.....	1520
5	Stefen Romero.....	1420
6	Bob Perry.....	1414
7	Ron Witmeyer.....	1413
8	Bill Hain.....	1388
9	Eric Fox.....	1372
10	Rick Renick.....	1345
11	Randy Bass.....	1303
12	Larry Arndt.....	1253
13	Jeff Clement.....	1245
	Matt Tuiasosopo.....	1245
15	Rob Johnson.....	1240
16	Dick Phillips.....	1237
17	Mike Carp.....	1212
18	Ron Campbell.....	1195
19	Oswaldo Navarro.....	1145
20	Bill Bathe.....	1138

RUNS

1	Gil Garrido.....	338
2	Tom Kelly.....	329
3	Rick Renick.....	233
4	Matt Tuiasosopo.....	229
5	Bryan LaHair.....	226
6	Stefen Romero.....	224
7	Eric Fox.....	217
8	Randy Bass.....	216
9	Danny Goodwin.....	215
10	Bob Perry.....	210
11	Alex Liddi.....	206
12	Jeff Clement.....	204
13	Mike Carp.....	201
14	Kelvin Moore.....	187
	Dick Phillips.....	187
16	Mike Wilson.....	187
17	Doug Jennings.....	186
18	Dan Rohrmeier.....	179
19	Raul Ibanez.....	178
20	Ron Witmeyer.....	176

HITS

1	Gil Garrido.....	663
2	Tom Kelly.....	461
3	Danny Goodwin.....	454
4	Bryan LaHair.....	433
5	Stefen Romero.....	424
6	Bob Perry.....	395
7	Eric Fox.....	385
8	Randy Bass.....	374
9	Rick Renick.....	358
10	Ron Witmeyer.....	355
11	Jeff Clement.....	353
12	Dick Phillips.....	338
13	Bill Hain.....	337
	Rob Johnson.....	337
15	Larry Arndt.....	336
16	Mike Carp.....	334
17	Matt Tuiasosopo.....	317
18	Andy Sheets.....	315
19	Raul Ibanez.....	314
20	Doug Jennings.....	313

TOTAL BASES

1	Gil Garrido.....	782
2	Danny Goodwin.....	754
3	Bryan LaHair.....	738
4	Tom Kelly.....	731
5	Stefen Romero.....	730
6	Bob Perry.....	647
7	Randy Bass.....	645
8	Rick Renick.....	641
9	Jeff Clement.....	616
10	Mike Carp.....	603
11	Dan Rohrmeier.....	565
12	Eric Fox.....	555
13	Kelvin Moore.....	550
14	Bill Hain.....	545
15	Matt Tuiasosopo.....	535
16	Alex Liddi.....	517
17	Ron Witmeyer.....	514
18	Raul Ibanez.....	501
	Carlos Peguero.....	501
20	Dick Phillips.....	495

DOUBLES

1	Bryan LaHair.....	110
2	Jeff Clement.....	95
3	Dan Rohrmeier.....	94
4	Stefen Romero.....	91
5	Brad Seitzer.....	79
6	Danny Goodwin.....	78
7	Matt Tuiasosopo.....	73
8	Dann Howitt.....	72
	Doug Jennings.....	72
	Chad Alexander.....	72
	Juan Thomas.....	72
	Rob Johnson.....	72
13	Andy Sheets.....	68
	Mike Morse.....	68
15	Ron Witmeyer.....	67
16	Eric Fox.....	65
17	Raul Ibanez.....	64
	Mike Carp.....	64
19	Billy Bathe.....	63
20	Tom Kelly.....	62
	Prentice Redman.....	62

TRIPLES

1	Gil Garrido.....	24
2	Bob Perry.....	21
3	Eric Fox.....	18
4	Chris Taylor.....	17
5	Stefen Romero.....	16
6	Del Alston.....	15
	Danny Goodwin.....	15
	Ricky Peters.....	15
	Kenny Kelly.....	15
10	Kevin Rhomberg.....	14
	Andy Sheets.....	14
	Kevin Ward.....	14
	Rick Renick.....	14
14	Mike Adams.....	13
	Marcos Armas.....	13
	Jim Nettles.....	13
	Tom Sain.....	13
18	Tom Romano.....	12
	Gary Thurman.....	12
	Randy Bass.....	12

HOME RUNS

1	Rick Renick.....	72
2	Mike Carp.....	67
3	Tom Kelly.....	66
4	Randy Bass.....	64
	Danny Goodwin.....	64
6	Stefen Romero.....	61
7	Bryan LaHair.....	60
8	Dan Rohrmeier.....	58
9	Kelvin Moore.....	57
10	Carlos Peguero.....	53
11	Jeff Clement.....	52
	Alex Liddi.....	52
13	Bob Perry.....	50
	Mike Wilson.....	50
15	Dusty Rhodes.....	48
	Danny Walton.....	48
17	Bill Hain.....	46
18	Adrian Garrett.....	43
	Matt Tuiasosopo.....	43
20	Craig Kuskick.....	42
	Wladimir Balentien.....	42
	Prentice Redman.....	42

CAREER BATTING LEADERS

RUNS BATTED IN

1	Danny Goodwin	301
2	Stefen Romero	274
3	Randy Bass	273
4	Tom Kelly	263
5	Bryan LaHair	263
6	Rick Renick	227
7	Bob Perry	225
8	Dan Rohrmeier	224
9	Jeff Clement	223
10	Mike Carp	221
11	Kelvin Moore	213
12	Matt Tuiaosopo	206
13	Dick Phillips	198
14	Bill Hain	196
15	Ron Witmeyer	193
16	Carlos Peguero	184
17	Rob Nelson	182
18	Alex Liddi	177
19	Dusty Rhodes	175
20	Dann Howitt	169

WALKS

1	Tom Kelly	362
2	Randy Bass	294
3	Danny Goodwin	237
4	Gil Garrido	226
5	Dusty Rhodes	212
6	Rick Renick	197
7	Gary Jones	194
8	Matt Tuiaosopo	190
9	Doug Jennings	189
10	Dick Phillips	184
11	Ricky Peters	183
12	Craig Kusick	173
13	Ron Witmeyer	170
14	Mike Adams	164
15	Bryan LaHair	162
16	Rob Nelson	159
17	Brad Seitzer	157
18	Jeff Clement	155
19	Bob Farley	154
	Eric Fox	154

STRIKEOUTS


1	Bryan LaHair	378
2	Matt Tuiaosopo	354
3	Carlos Peguero	341
4	Alex Liddi	331
5	Kelvin Moore	316
6	Rick Renick	308
7	Danny Goodwin	307
8	Bob Perry	306
9	Tom Kelly	297
10	Larry Arndt	277
11	Mike Carp	273
12	Bill Hain	269
13	Stefen Romero	267
14	Mike Wilson	265
15	Gil Garrido	255
16	Randy Bass	253
17	Jeff Clement	252
18	Rob Nelson	248
19	Juan Thomas	243
20	Andy Sheets	236

STOLEN BASES

1	Del Alston	92
2	Mike Davis	76
3	Ricky Peters	72
4	Luis Polonia	71
5	Jamal Strong	70
6	Jimmy Sexton	65
7	Lance Blankenship	61
8	Keith Thrower	57
9	Jose Cardenal	56
10	Eric Fox	55
11	James Buccheri	54
12	Mike Woodard	49
13	Tom Romano	48
	Charles Gipson	48
15	Gil Garrido	47
	Scott Podsednik	47
17	Shin Soo Choo	46
18	Larry Arndt	45
19	Gary Jones	44
20	Rusty McNealy	43



Raul Ibanez (1996-2000, 2004) ranks among the top 20 Tacoma franchise batting leaders in runs scored (178), hits (314), total bases (501), and doubles (64).



After four seasons in a Rainiers uniform, outfielder Stefen Romero cemented himself in the franchise record books, ranking among the top 20 Tacoma players in games (351), at-bats (1420), runs (224), hits (424), total bases (730), doubles (91), triples (16), home runs (61), and RBI (274).

FRONT
OFFICE

CHENEY
STADIUM

2017 TRIPLE-A
ALL-STAR GAME

COACHES/STAFF

2017
RAINIERS

2016 SEASON
REVIEW

OPPONENTS

HISTORY &
RECORDS

MEDIA &
MISC.

CAREER PITCHING LEADERS

WINS

1	Ron Herbel	43
2	Mark Wiley	40
3	Steve Luebber	39
4	Eddie Bane	38
5	Gerry Thomas	36
	Brian Sweeney	36
7	Mike Pazik	34
8	Juan Veintidos	30
	Curt Young	30
10	Jim Hughes	28
	Danny Rivas	28
	Chris Seddon	28
13	Gaylord Perry	27
	Ryan Franklin	27
15	Bill Hands	26
	Eddie Fisher	26
	Dick LeMay	26
	Cha Seung Baek	26
19	Andy Baldwin	25
20	Bob Garibaldi	24
	George Sherrod	24

LOSSES

1	Ron Herbel	46
2	Tim Harikkala	35
3	Steve Luebber	34
4	Jim Hughes	33
5	Eddie Bane	32
	Mark Wiley	32
7	Gerry Thomas	31
8	George Sherrod	30
9	Juan Veintidos	26
	Brian Sweeney	26
11	Bob Garibaldi	25
	Ryan Franklin	25
13	Rich Bordin	24
	Danny Rivas	24
15	Scott Atchison	23
	Andy Baldwin	23
17	Jim Constable	22
	Dick LeMay	22
	Dave Otto	22
	Al Stanek	22
	Mac Suzuki	22

EARNED RUN AVERAGE*

1	Tom Johnson	2.29
2	Brian Snyder	2.43
3	Dom Zanni	2.49
4	Gaylord Perry	2.50
5	Archie Reynolds	2.58
6	Kevin Campbell	2.70
7	Joe Decker	2.71
8	Carl Shelen	2.75
9	Chuck Hartenstein	2.82
10	Billy Connors	2.84
11	Tom Brennan	2.85
12	John Pregonzer	2.86
	Dave Von Ohlen	2.86
14	Frank Linzy	2.91
15	Bob Tiefenauer	2.96
16	Jorge Campillo	2.97
17	Bruce Walton	2.99
18	Jim Colborn	3.03
19	Roy Thomas	3.05
20	Roger Slagle	3.07

* minimum 150.0 innings pitched

GAMES

T-1	Bruce Walton	151
	Scott Atchison	151
3	John Pregonzer	149
4	Cesar Jimenez	147
5	Len Church	146
6	Brian Sweeney	144
7	Ron Herbel	136
	Logan Bawcom	136
9	Bert Bradley	131
10	Mark Wiley	128
	Mike Raczk	128
	Weston Weber	128
13	Dick LeMay	126
14	Ken Gill	122
15	George Sherrod	118
16	Tim Peek	117
17	Kevin Campbell	116
18	Ryan Franklin	109
19	Bill Hands	108
	Rich Bordin	108

GAMES STARTED

1	Ron Herbel	110
2	Eddie Bane	88
	Gerry Thomas	88
4	Steve Luebber	86
5	Tim Harikkala	76
6	Jim Hughes	75
7	Juan Veintidos	71
	Ryan Franklin	71
9	Brian Sweeney	66
10	Danny Rivas	65
	Cha Seung Baek	65
12	Chris Seddon	64
	Andrew Carraway	64
14	Bob Garibaldi	62
	Mike Pazik	62
16	Mark Wiley	60
17	Andy Baldwin	58
18	Curt Young	56
19	Al Stanek	54
	Joe Slusarski	54

COMPLETE GAMES

1	Steve Luebber	37
2	Ron Herbel	36
3	Mike Pazik	33
4	Eddie Bane	31
5	Gerry Thomas	30
	Mark Wiley	30
7	Eddie Fisher	25
	Jim Hughes	25
9	Bob Garibaldi	23
	Gaylord Perry	23
11	Juan Veintidos	20
12	Rich Bordin	18
	Larry McCall	18
14	Jim Colborn	16
	Danny Rivas	16
	Al Stanek	16
17	Steve Baker	15
	Billy Connors	15
19	Dick LeMay	14
20	Joe Decker	13

SHUTOUTS

1	Steve Luebber	8
2	Mike Pazik	6
	Gaylord Perry	6
	Bill Hands	6
5	Eddie Fisher	5
	Ron Herbel	5
	Larry McCall	5
	Gerry Thomas	5
	Juan Veintidos	5
10	Steve Baker	4
	Eddie Bane	4
	Joe Decker	4
	Dick Estelle	4
	Dave Goltz	4
	Mark Wiley	4
	Bill Butler	4
	Frank Linzy	4
	Georges Maranda	4
19	Several with	3

SAVES

1	Jim Corsi	36
2	Bruce Walton	35
3	Todd Williams	33
4	Logan Bawcom	29
5	Joe Bitker	27
	Dick LeMay	27
	Sandy Wihtol	27
8	Steve Gajkowski	26
	Tom Johnson	26
	Randy Messenger	26
11	Kevin Gryboski	24
12	Ken Gill	23
	Jon Huber	23
14	Bert Bradley	22
	Dave Leiper	22
	Masao Kida	22
17	George Sherrill	20
18	Bobby Cuellar	19
	Scott Patterson	19
	Blake Parker	19

INNINGS PITCHED

1	Ron Herbel	749.0
2	Steve Luebber	607.0
3	Gerry Thomas	591.0
4	Eddie Bane	582.0
5	Brian Sweeney	528.2
6	Ryan Franklin	521.1
7	Jim Hughes	510.0
8	Mark Wiley	504.0
9	Juan Veintidos	482.0
10	Tim Harikkala	475.0
11	George Sherrod	464.0
12	Mike Pazik	444.0
13	Bob Garibaldi	437.0
14	Danny Rivas	434.0
15	Andy Baldwin	417.0
16	Dick LeMay	411.0
17	Rich Bordin	407.1
18	Scott Atchison	391.1
19	Gaylord Perry	385.0
20	Chris Seddon	382.0

CAREER PITCHING LEADERS

HITS

1	Ron Herbel	742
2	Eddie Bane	614
3	Steve Luebber	592
4	Tim Harikkala	589
5	Brian Sweeney	572
6	Mark Wiley	560
7	Jim Hughes	553
8	Gerry Thomas	546
9	Ryan Franklin	536
10	George Sherrod	482
11	Andy Baldwin	474
12	Juan Veintidos	471
13	Bob Garibaldi	440
14	Chris Seddon	415
15	Danny Rivas	405
16	Andrew Carraway	404
17	Rich Bordi	401
18	Mike Pazik	398
	Cha Seung Baek	398
20	Scott Atchison	392

HOME RUNS

1	Ryan Franklin	74
2	Brian Sweeney	64
3	Jim Hughes	63
4	Eddie Bane	58
5	Gerry Thomas	54
6	Ron Herbel	53
7	Forrest Snow	50
8	Andy Baldwin	47
9	Juan Veintidos	46
	Bob Garibaldi	46
	Andrew Carraway	46
12	Craig Anderson	45
13	Steve Luebber	44
	Cha Seung Baek	44
	Chris Seddon	44
16	Mike Pazik	43
17	Tim Harikkala	42
18	Al Stanek	41
	Blake Beavan	41
20	Keith Atherton	40

WILD PITCHES

1	Steve Luebber	34
2	Dave Otto	26
	Forrest Snow	26
4	Reggie Harris	25
	Jim Hughes	25
	Andrew Carraway	25
7	Mark Wiley	24
	Jim Gideon	24
9	Danny Fife	23
	Stan Kyles	23
	Danny Rivas	23
	Chris Seddon	23
	Brian Sweeney	23
14	Ron Herbel	22
	Juan Veintidos	22
16	Tom Dozier	21
17	Bob Garibaldi	20
	Bill Hands	20
	Cesar Jimenez	20
	James Paxton	20

RUNS

1	Ron Herbel	368
2	Eddie Bane	345
3	Jim Hughes	316
4	Tim Harikkala	301
5	Steve Luebber	295
6	Ryan Franklin	289
7	Juan Veintidos	287
8	Brian Sweeney	278
9	Gerry Thomas	271
10	Mark Wiley	269
11	Andy Baldwin	260
12	Chris Seddon	227
13	Andrew Carraway	225
14	Bob Garibaldi	219
15	George Sherrod	218
16	Mike Pazik	217
17	Danny Rivas	208
18	Rich Bordi	205
19	Johnny Guzman	204
20	Cha Seung Baek	198

WALKS


1	Juan Veintidos	337
2	Steve Luebber	259
3	Eddie Bane	253
4	Jim Hughes	243
5	Ron Herbel	232
6	Gerry Thomas	225
7	Danny Rivas	203
8	Mike Pazik	193
9	Al Stanek	179
10	Reggie Harris	175
11	Tim Harikkala	166
12	Mark Wiley	154
13	Chris Seddon	152
14	Weston Weber	151
15	Joe Law	149
16	Danny Fife	146
	Mac Suzuki	146
18	Reese Lambert	145
19	Tom Dozier	142
20	Tim Birtsas	139

EARNED RUNS

1	Ron Herbel	299
2	Tim Harikkala	266
3	Jim Hughes	263
4	Eddie Bane	262
5	Juan Veintidos	251
6	Steve Luebber	250
7	Ryan Franklin	248
8	Brian Sweeney	243
9	Gerry Thomas	241
10	Andy Baldwin	219
11	Chris Seddon	208
12	Mark Wiley	206
13	Andrew Carraway	203
14	Bob Garibaldi	194
15	Mike Pazik	189
16	Danny Rivas	185
17	George Sherrod	181
18	Scott Atchison	178
19	Forrest Snow	177
20	Cha Seung Baek	175

STRIKEOUTS

1	Ron Herbel	443
2	Steve Luebber	431
3	Brian Sweeney	403
4	Ryan Franklin	388
5	Gerry Thomas	354
6	Scott Atchison	345
7	Eddie Bane	333
8	Tim Harikkala	318
9	Bob Garibaldi	315
10	Juan Veintidos	310
11	Bill Hands	308
12	Forrest Snow	305
13	Al Stanek	303
14	Dick Estelle	284
	Mark Wiley	284
16	Jim Hughes	279
17	Andy Baldwin	277
18	Mike Pazik	275
19	Danny Rivas	273
20	Chris Seddon	264



Major League Baseball Hall-of-Famer Gaylord Perry (1960-63) ranks among Tacoma's top 20 franchise pitching leaders in wins (27), ERA (2.50), complete games (23), shutouts (6) and innings pitched (385.0).

FRONT
OFFICE

CHENEY
STADIUM

2017 TRIPLE-A
ALL-STAR GAME

COACHES/STAFF

2017
RAINIERS

2016 SEASON
REVIEW

OPPONENTS

HISTORY &
RECORDS

MEDIA &
MISC.

SINGLE-SEASON BATTING LEADERS

AVERAGE

Montero, Jesus.....	2015355
Raabe, Brian.....	1997352
Neel, Troy.....	1992351
Gray, Gary.....	1980335
Bostock, Lyman.....	1974333
Holt, Jim.....	1972333
Davis, Brock.....	1970332
Moore, Kelvin.....	1981327
Fanzone, Carmen.....	1971327
Powell, Hosken.....	1977326

GAMES

Alou, Jesus.....	1963158
Garrido, Gil.....	1963154
Garrido, Gil.....	1962153
Alou, Matty.....	1960150
Garrido, Gil.....	1961148
Littleton, Larry.....	1980148
Jones, Clarence.....	1968146
Kusick, Craig.....	1973144
Phillips, Dick.....	1961144
O'Connell, Danny.....	1960143
Dietz, Dick.....	1964143

AT-BATS

Alou, Jesus.....	1963648
Garrido, Gil.....	1963640
Alou, Matty.....	1960627
Garrido, Gil.....	1962607
Reed, Jeremy.....	2007564
Garrido, Gil.....	1961563
Liddi, Alex.....	2011559
Nettles, Jim.....	1973553
LaHair, Bryan.....	2007552
Polonia, Luis.....	1986549

RUNS

Liddi, Alex.....	2011121
Powell, Hosken.....	1977107
Alou, Jesus.....	1963102
Kusick, Craig.....	1973102
Jones, Gary.....	1987102
Raabe, Brian.....	1997101
Jennings, Doug.....	198999
Lydy, Scott.....	199498
Polonia, Luis.....	198698
Three tied with.....	97

HITS

Alou, Jesus.....	1963210
Alou, Matty.....	1960192
Raabe, Brian.....	1997191
Garrido, Gil.....	1963170
Reed, Jeremy.....	2007169
Moore, Kelvin.....	1981166
Davis, Brock.....	1970166
Polonia, Luis.....	1986165
Garrison, Webster.....	1993165
Jose, Felix.....	1988161
Holt, Jim.....	1972161

RUNS BATTED IN

Rohrmeier, Dan.....	1997120
Garrett, Adrian.....	1971119
Bass, Randy.....	1977117
Gorinski, Bob.....	1976110
Moore, Kelvin.....	1981109
Walton, Danny.....	1974109
Nelson, Rob.....	1986108
Fanzone, Carmen.....	1971106
Rohrmeier, Dan.....	1998104
Kusick, Craig.....	1973104
Liddi, Alex.....	2011104

TOTAL BASES

Garrett, Adrian.....	1971292
Moore, Kelvin.....	1981291
Rohrmeier, Dan.....	1997290
Alou, Matty.....	1960289
Alou, Jesus.....	1963283
Walton, Danny.....	1974277
Fanzone, Carmen.....	1971277
Raabe, Brian.....	1997276
Rohrmeier, Dan.....	1998275
Liddi, Alex.....	2011273

DOUBLES

Rohrmeier, Dan.....	199851
LaHair, Bryan.....	200746
Alexander, Chad.....	200145
Rohrmeier, Dan.....	199743
Betts, Todd.....	200140
Thomas, Juan.....	200139
Alou, Matty.....	196039
Neill, Mike.....	200038
Diaz, Victor.....	200838
Lydy, Scott.....	199437
Reed, Jeremy.....	200737
Romero, Stefan.....	201537

TRIPLES

Ward, Kevin.....	199014
Rhomberg, Kevin.....	198014
Thurman, Gary.....	199512
Abbott, Kurt.....	199311
Coggins, Frank.....	197110
Sain, Tom.....	197710
Kelly, Kenny.....	200210
Six tied with.....	9

HOME RUNS

Garrett, Adrian.....	197143
Walton, Danny.....	197435
Rohrmeier, Dan.....	199733
Halman, Greg.....	201033
Moore, Kelvin.....	198131
Liddi, Alex.....	201130
Zapp, A.J.....	200429
Carp, Mike.....	201029
Fanzone, Carmen.....	197128
Gorinski, Bob.....	197628

STRIKEOUTS

Zapp, A.J.....	2004184
Liddi, Alex.....	2011170
Halman, Greg.....	2010169
Peguero, Carlos.....	2013156
Diaz, Victor.....	2008149
Thomas, Juan.....	2001141
Moore, Kelvin.....	1981140
Howard, Steve.....	1989135
Tenbrink, Nate.....	2013135
Nelson, Rob.....	1987133
Moore, Kelvin.....	1982133

HIT BY PITCH

Jennings, Doug.....	198916
Raabe, Brian.....	199716
Santiago, Ramon.....	200515
Ward, Kevin.....	199014
Triunfel, Carlos.....	201213
Wathan, Dusty.....	200012
Horner, Jim.....	200112
Holbert, Aaron.....	200212
Tuiasosopo, Matt.....	200812
Carp, Mike.....	200912

STOLEN BASES

Sexton, Jimmy.....	198156
McNealy, Rusty.....	198343
Alston, Del.....	197943
Cardenal, Jose.....	196440
Blankenship, Lance.....	198840
Davis, Mike.....	198240
Thrower, Keith.....	198540
Rhomberg, Kevin.....	198037
Romano, Tom.....	198437
James, Cleo.....	197137
Meyers, Chad.....	200337

INTENTIONAL WALKS

Garrett, Adrian.....	197116
Bass, Randy.....	197715
Holt, Jim.....	197213
Cage, Wayne.....	198012
Larker, Norm.....	196411
Neel, Troy.....	199211
Bass, Randy.....	197611
Jones, Clarence.....	196811
Boles, Carl.....	196410
Bobb, Randy.....	196910

WALKS

Jones, Gary.....	1987123
Maloof, Jack.....	1976116
Bass, Randy.....	1977114
Bass, Randy.....	1976107
Kusick, Craig.....	1973103
Nelson, Rob.....	198797
Blankenship, Lance.....	198896
Phillips, Dick.....	196194
Adams, Mike.....	197293
Jennings, Doug.....	198993

SINGLE-SEASON PITCHING LEADERS

WINS

Hands, Bill.....	1965.....	17
Fisher, Eddie.....	1960.....	17
Thomas, Gerry.....	1963.....	16
Herbel, Ron.....	1961.....	16
Perry, Gaylord.....	1961.....	16
Clark, Bryan.....	1989.....	15
Wiley, Mark.....	1976.....	15
Bane, Eddie.....	1975.....	15
Rodriguez, Roberto ..	1971.....	15
Seven tied with.....		14

LOSSES

Herbel, Ron.....	1963.....	18
Harris, Reggie.....	1992.....	16
Wiley, Mark.....	1976.....	15
Rivas, Danny.....	1962.....	15
Choate, Don.....	1960.....	15
Colton, Larry.....	1970.....	14
Fife, Danny.....	1973.....	14
Lambert, Reese.....	1988.....	14
Constable, Jim.....	1963.....	14
Herbel, Ron.....	1962.....	14
Jaeckel, Paul.....	1966.....	14

EARNED RUN AVERAGE*

Codioli, Chris.....	1982.....	1.90
Hands, Bill.....	1965.....	2.19
Colborn, Jim.....	1969.....	2.28
Reynolds, Archie.....	1969.....	2.32
Stark, Denny.....	2001.....	2.37
Luebber, Steve.....	1975.....	2.39
Zanni, Dom.....	1960.....	2.44
Baker, Steve.....	1982.....	2.48
Perry, Gaylord.....	1962.....	2.48
Brennan, Tom.....	1980.....	2.49

* minimum 0.8 IP/team games played

GAMES

Gill, Ken.....	1972.....	70
Hands, Bill.....	1964.....	68
Bradley, Bert.....	1983.....	65
Peek, Tim.....	1993.....	60
Hensley, Chuck.....	1983.....	59
Gryboski, Kevin.....	2001.....	58
Daviault, Ray.....	1961.....	58
Peek, Tim.....	1992.....	57
Tiefenthaler, Verle ..	1961.....	56
Saunders, Dennis ..	1972.....	56
Wiley, Mark.....	1974.....	56
Kaye, Justin.....	2001.....	56

GAMES STARTED

Thomas, Gerry.....	1962.....	34
Thomas, Gerry.....	1963.....	33
Fisher, Eddie.....	1960.....	32
Staneck, Al.....	1964.....	32
Herbel, Ron.....	1963.....	32
Wiley, Mark.....	1976.....	31
Maranda, Georges...	1961.....	31
Bane, Eddie.....	1975.....	31
Luebber, Steve.....	1972.....	31
Four tied with.....		30

EARNED RUNS

Colton, Larry.....	1970.....	104
Seddon, Chris.....	2011.....	104
French, Luke.....	2011.....	102
Atherton, Keith.....	1982.....	97
Allison, Dana.....	1994.....	97
Hughes, Jim.....	1974.....	96
Swiacki, Bill.....	1982.....	95
Harris, Reggie.....	1992.....	95
Luebber, Steve.....	1977.....	92
Four tied with.....		91

SHUTOUTS

Hands, Bill.....	1965.....	6
Luebber, Steve.....	1972.....	5
Fisher, Eddie.....	1960.....	4
Perry, Gaylord.....	1961.....	4
Linzy, Frank.....	1964.....	4
McCall, Larry.....	1978.....	4
Maranda, Georges...	1961.....	4
14 tied with.....		3

SAVES

Williams, Todd.....	2000.....	32
Bitker, Joe.....	1990.....	26
Messenger, Randy...	2009.....	25
Gajkowski, Steve.....	1998.....	24
Gryboski, Kevin.....	2001.....	22
Kida, Masao.....	2005.....	22
Bawcom, Logan.....	2013.....	21
Walton, Bruce.....	1991.....	20
Parker, Blake.....	2016.....	19
Gill, Ken.....	1973.....	17

INNINGS PITCHED

Fisher, Eddie.....	1960.....	239
Herbel, Ron.....	1963.....	230
Thomas, Gerry.....	1963.....	229
Staneck, Al.....	1964.....	223
Colton, Larry.....	1970.....	221
Wiley, Mark.....	1976.....	219
Perry, Gaylord.....	1961.....	219
Thomas, Gerry.....	1962.....	216
Luebber, Steve.....	1972.....	215
Overton, Joe.....	1965.....	209

HITS

Wiley, Mark.....	1976.....	267
Fisher, Eddie.....	1960.....	229
Colton, Larry.....	1970.....	226
Thomas, Gerry.....	1963.....	220
Atherton, Keith.....	1982.....	214
Swiacki, Bill.....	1982.....	214
Herbel, Ron.....	1963.....	209
Perry, Gaylord.....	1961.....	208
Garibaldi, Bob.....	1963.....	205
Allison, Dana.....	1994.....	204
Harikkala, Tim.....	1996.....	204

RUNS

Bane, Eddie.....	1975.....	118
Wiley, Mark.....	1976.....	116
Colton, Larry.....	1970.....	116
French, Luke.....	2011.....	115
Swiacki, Bill.....	1982.....	111
Atherton, Keith.....	1982.....	108
Hughes, Jim.....	1974.....	108
Fife, Danny.....	1973.....	108
Harris, Reggie.....	1992.....	108
Seddon, Chris.....	2011.....	108

HOME RUNS

Hughes, Jim.....	1974.....	31
French, Luke.....	2011.....	30
Franklin, Ryan.....	2000.....	28
Anderson, Craig.....	2003.....	27
Atherton, Keith.....	1982.....	26
Ramsay, Rob.....	2001.....	26
Matos, Josue.....	2002.....	25
Cruceta, Francisco ..	2006.....	25
Colton, Larry.....	1970.....	24
Vossler, Dan.....	1974.....	24

WALKS

Belcher, Tim.....	1987.....	133
Berenguer, Juan.....	1979.....	129
Harris, Reggie.....	1992.....	117
Staneck, Al.....	1964.....	108
Rijo, Jose.....	1985.....	108
Veintidos, Juan.....	1976.....	107
Veintidos, Juan.....	1974.....	106
Young, Ray.....	1990.....	105
Hughes, Jim.....	1977.....	104
Veintidos, Juan.....	1975.....	97

STRIKEOUTS

Berenguer, Juan.....	1979.....	220
Staneck, Al.....	1964.....	220
Luebber, Steve.....	1972.....	199
Cruceta, Francisco ..	2006.....	185
Rijo, Jose.....	1985.....	179
Estelle, Dick.....	1964.....	167
Conroy, Tim.....	1985.....	166
Garibaldi, Bob.....	1963.....	160
Hands, Bill.....	1965.....	155
Rodriguez, Roberto ..	1971.....	153

WILD PITCHES

Harris, Reggie.....	1992.....	20
Otto, Dave.....	1989.....	18
Gideon, Jim.....	1976.....	18
Bethke, Rick.....	1976.....	18
Cruceta, Francisco ..	2006.....	18
Berenguer, Juan.....	1979.....	17
Colton, Larry.....	1970.....	17
Dozier, Tom.....	1987.....	17
Rivas, Danny.....	1962.....	15
Albury, Vic.....	1973.....	15

COMPLETE GAMES

Herbel, Ron.....	1963.....	17
Wiley, Mark.....	1976.....	16
Garibaldi, Bob.....	1963.....	16
Thomas, Gerry.....	1963.....	15
Fisher, Eddie.....	1960.....	15
Bordi, Rich.....	1981.....	15
Luebber, Steve.....	1975.....	15
Six tied with.....		12

FRONT
OFFICE

CHENEY
STADIUM

2017 TRIPLE-A
ALL-STAR GAME

COACHES/STAFF

2017
RAINIERS

2016 SEASON
REVIEW

OPPONENTS

HISTORY &
RECORDS

MEDIA &
MISC.

INDIVIDUAL FRANCHISE BATTING LEADERS

HIGHEST BATTING AVERAGE, SEASON	355, Jesus Montero (2015)
MOST GAMES, SEASON.....	158, Jesus Alou (1963)
MOST AT-BATS, SEASON	648, Jesus Alou (1963)
MOST RUNS SCORED, SEASON	121, Alex Liddi (2011)
MOST HITS, SEASON	210, Jesus Alou (1963)
MOST CONSECUTIVE GAMES WITH A HIT.....	26, Rex Johnston (1965); Chad Akers (1999)
MOST EXTRA-BASE HITS, SEASON.....	80, Dan Rohrmeier (1997)
MOST DOUBLES, SEASON	51, Dan Rohrmeier (1998)
MOST TRIPLES, SEASON	14, Kevin Ward (1990); Kevin Rhomberg (1980)
MOST HOME RUNS, SEASON.....	43, Adrian Garrett (1971)
MOST HOME RUNS, SEASON, CHENEY STADIUM	19, Adrian Garrett (1971)
MOST HOME RUNS, GAME.....	4, Randy Bass (6/9/77 at Phoenix)
MOST HOME RUNS, INNING.....	2, Garry Smith (4/21/78 vs. Spokane); Roy Staiger (5/4/78 vs. San Jose)
MOST GRAND SLAMS, SEASON	3, Stefan Romero (2013)
MOST RUNS BATTED IN, SEASON	120, Dan Rohrmeier (1997)
MOST TOTAL BASES, SEASON.....	292, Adrian Garrett (1971)
MOST BASES ON BALLS, SEASON.....	123, Gary Jones (1987)
MOST BASES ON BALLS, GAME.....	5, Mike Bordick (5/24/91 vs. Portland); Ty Kelly (8/16/2013 vs. Col Springs)
MOST STRIKEOUTS, SEASON	184, AJ Zapp (2004)
MOST PLATE APPEARANCES/STRIKEOUT, SEASON	30.35, Brian Raabe (1997)
MOST STOLEN BASES, SEASON.....	56, Jimmy Sexton (1981)
MOST SACRIFICE HITS, SEASON.....	18, Gil Garrido (1961)
MOST SACRIFICE FLIES, SEASON.....	14, Aaron Pointer (1969)
MOST TIMES HIT BY PITCH, SEASON	16, Doug Jennings (1989); Brian Raabe (1997)

INDIVIDUAL FRANCHISE PITCHING LEADERS

MOST GAMES PITCHED, SEASON	70, Ken Gill (1972)
MOST GAMES PITCHED IN RELIEF, SEASON.....	65, Ken Gill (1972); Bert Bradley (1983)
MOST GAMES STARTED, SEASON.....	34, Gerry Thomas (1962)
MOST GAMES FINISHED, SEASON	52, John Pregenzer (1965)
MOST INNINGS PITCHED, SEASON	239.0, Eddie Fisher (1960)
HIGHEST WINNING PERCENTAGE, SEASON	1.000, Sherman Jones (10-0, 1960)
MOST GAMES WON, SEASON	17, Bill Hands (1965); Eddie Fisher (1960)
MOST GAMES LOST, SEASON.....	18, Ron Herbel (1963)
MOST SAVES, SEASON	32, Todd Williams (2000)
MOST COMPLETE GAMES, SEASON	17, Ron Herbel (1963)
MOST SHUTOUTS, SEASON	6, Bill Hands (1965)
MOST RUNS ALLOWED, SEASON	118, Eddie Bane (1975)
LOWEST EARNED RUN AVERAGE, SEASON	1.90, Chris Codiroli (1982)
MOST EARNED RUNS ALLOWED, SEASON	104, Larry Colton (1970)
MOST HITS ALLOWED, SEASON.....	267, Mark Wiley (1976)
MOST HOME RUNS ALLOWED, SEASON	31, Jim Hughes (1974)
MOST STRIKEOUTS, SEASON	220, Juan Berenguer (1979); Al Stanek (1964)
MOST STRIKEOUTS, GAME	19, Burt Hooton (8/17/71 vs. Eugene)
MOST BASES ON BALLS, SEASON.....	133, Tim Belcher (1987)
MOST BASES ON BALLS, INNING	6, Dick Radatz (7/23/67 vs. Portland, Game 2, 3rd inning)
MOST CONSECUTIVE BASES ON BALLS, GAME.....	6, Dick Radatz (7/23/67 vs. Portland, Game 2, 3rd inning)
MOST HIT BATSMEN, SEASON.....	12, Ryan Franklin (2000)
MOST WILD PITCHES, SEASON	20, Reggie Harris (1992)

TACOMA NO-HITTERS

PITCHED BY TACOMA

August 26, 1962	Dick LeMay vs. Vancouver (Game Two, 7.0 innings)
September 1, 1963	Gerry Thomas vs. Denver (Game Two, 7.0 innings)
June 22, 1964	Dick Estelle vs. Denver
May 11, 1965	Dick Estelle vs. Hawaii
June 21, 1975	Tom Norton vs. Hawaii
August 24, 1980	Larry McCall vs. Spokane (7.0 innings)
May 14, 1985	Tim Conroy vs. Tucson (Game One, 7.0 innings)
June 10, 1991	Pat Wernig vs. Vancouver
July 3, 2001	Brett Tomko at Oklahoma
July 7, 2001	John Halama vs. Calgary (Perfect Game)

PITCHED AGAINST TACOMA

August 14, 1962	Sam Ellis, San Diego
June 24, 1964	Jay Hook, Denver (pitched 9.0 innings of no-hit ball, allowed 2 hits in 10th)
August 18, 1968	Bo Belinsky, Hawaii
May 16, 1973	John D'Acquisto, Phoenix (7.0 innings)
June 13, 1981	George Stablein, Hawaii
August 20, 1983	Scott Garelts, Phoenix (7.0 innings)
June 12, 1984	Andrew Rincon, Hawaii (7.0 innings)
May 31, 1985	Frank Wills, Calgary (Game One, 7.0 innings)
May 1, 2001	Micah Bowie, Sacramento (Game Two, 7.0 innings)
May 14, 2002	Junior Herndon, Portland (Game Two, 7.0 innings)
June 12, 2003	Lindsay Gulin, at Las Vegas

INDIVIDUAL FRANCHISE FIELDING LEADERS

FIRST BASE

HIGHEST FIELDING %.....	.996, Jim Bowie (1994)
MOST PUTOUTS	1312, Roe Skidmore (1969)
MOST ASSISTS	121, Rob Nelson (1986)
MOST ERRORS	23, Craig Kusick (1973)
MOST DOUBLE PLAYS	152, Ron Witmeyer (1992)

SECOND BASE

HIGHEST FIELDING %.....	.987, Mickey Lopez (2003)
MOST PUTOUTS	366, Juan Bonilla (1980)
MOST ASSISTS	422, Juan Bonilla (1980)
MOST ERRORS	22, Dave Oliver (1979)
MOST DOUBLE PLAYS	110, Juan Bonilla (1980)

THIRD BASE

HIGHEST FIELDING %.....	.963, John Ward (1964)
MOST PUTOUTS	109, Kevin Bell (1981)
MOST ASSISTS	283, Kevin Bell (1981)
MOST ERRORS	35, Carmen Fanzone (1971)
MOST DOUBLE PLAYS	33, Mike Champion (1980)

SHORTSTOP

HIGHEST FIELDING %.....	.979, Ramon Vazquez (2001)
MOST PUTOUTS	273, Gil Garrido (1962)
MOST ASSISTS	483, Roger Metzger (1970)
MOST ERRORS	37, Roger Metzger (1970)
MOST DOUBLE PLAYS	95, Gil Garrido (1963)

OUTFIELD

HIGHEST FIELDING %.....	.997, Larry Littleton (1980)
MOST PUTOUTS	408, Matty Alou (1960)
MOST ASSISTS	24, Shin-Soo Choo (2005)
MOST ERRORS	15, Mike Poeppling (1975)
MOST DOUBLE PLAYS	10, Jim Dunegan (1969)

CATCHER

HIGHEST FIELDING %.....	.995, Bob Barton (1963)
MOST PUTOUTS	641, Larry Cox (1976)
MOST ASSISTS	104, Larry Cox (1976)
MOST ERRORS	23, Larry Cox (1976)
MOST DOUBLE PLAYS	15, Larry Cox (1976)
MOST PASSED BALLS.....	21, Rob Johnson (2008)

PITCHER

HIGHEST FIELDING %.....	1.000, Bryan Clark (1989, 53 chances)
MOST PUTOUTS	24, Frank Linzy (1964)
MOST ASSISTS	44, Dick LeMay (1969); Bill Swiacki (1982); Reese Lambert, (1988)
MOST ERRORS	8, Ron Herbel (1962)
MOST DOUBLE PLAYS	7, Billy Connors, (1967)

GENERAL TEAM RECORDS

HIGHEST ATTENDANCE, SEASON.....	378,518 (2011)
HIGHEST ATTENDANCE, GAME.....	12,720 (5/22/87 vs. Edmonton)
MOST WINS, SEASON	97 (1961)
FEWEST WINS, SEASON	45 (1970)
MOST LOSSES, SEASON	98 (1970)
FEWEST LOSSES, SEASON	57 (1961)
HIGHEST WINNING PERCENTAGE, SEASON630 (1961)
LOWEST WINNING PERCENTAGE, SEASON315 (1970)

SIMPSON KRAFT CHENEY STADIUM HALL OF FAME

INDUCTEE	FEAT(S)	YR INDUCTED
Jesus Alou	Star of 1963 T-Giants (.324-11-69), 15 MLB Seasons.	1998
Matty Alou	Hit first Cheney Stadium HR, career .309 hitter in 15 MLB seasons.	1994
Ben Cheney	Tacoma sportsman headed effort to build stadium in 1960.	1990
Red Davis	Managed T-Giants 1960-62. Managed first Tacoma PCL Champions (1961).	1996
Adrian Garrett	Hit Tacoma record 43 HRs in 1971, 272 career minor league HRs.	1993
Gil Garrido	Led PCL shortstops in fielding percentage 1961, 1962, 1963, 1964.	1992
Tom Haller	Hit three HRs in one game at Cheney, 12 seasons as MLB catcher.	1993
Ron Herbel	Record 43 Tacoma wins, Tacoma resident, 9 MLB seasons.	1992
Don Hill	Tacoma radio play-by-play announcer 1960-1984.	1993
Burt Hooton	Struck out 19 batters 8/17/71, posted 1.68 ERA in 1971, 15 MLB seasons.	1996
Clay Huntington	Civic leader helped bring the PCL to Tacoma in 1960, opening night MC.	1992
Tom Kelly	T-Twin 1972-75, 1977; managed two World Series Champions (1987, 1991)	1993
Juan Marichal	Pitched shutout in first Tacoma PCL win, 243 MLB wins, Hall of Fame.	1991
Stan Naccarato	Tacoma General Manager 20 years, put together ownership group in 1971.	1994
Gaylord Perry	Tacoma Giant 1960-63, 314 MLB wins, 2 Cy Young Awards, Hall of Fame.	1991
Dick Phillips	Only Tacoma player to win PCL Most Valuable Player (1961).	1992
Dusty Rhodes	1954 World Series MVP finished career with T-Giants 1960-62.	1991

YEAR-BY YEAR RECORDS VS. PCL OPPONENTS (1960-79)

	1960	1961	1962	1963	1964	1965	1966	1967	1968	1969	1970	1971	1972	1973	1974	1975	1976	1977	1978	1979
Albuquerque																				
Arkansas																				
Calgary					3-3	3-5							3-13	8-4	4-8	8-4	6-6	12-8	8-4	5-7
Colorado Springs																				
Dallas-Fort Worth				8-6	2-5															
Denver				10-4	5-3	2-5	5-3	4-4	4-4											
Edmonton																				
El Paso																				
Eugene									7-13	6-16	12-10	11-17	14-18							
Fresno																				
Hawaii			17-5	12-10	9-13	11-11	12-8	11-9	12-8	7-13	10-10	6-14	12-8	17-11	14-18	17-15	16-17	10-12	12-8	11-11
Iowa																				
Indianapolis					5-3	7-1	3-5	3-5	3-5											
Las Vegas																				
Memphis																				
Nashville																				
New Orleans																				
Oklahoma City				7-7	5-3	3-5	3-5	3-5	6-2											7-5
Ogden																				
Omaha																				
Phoenix							3-5	5-3	1-7	12-8	6-14	10-10	6-10	6-6	6-6	5-7	6-6	7-13	7-5	4-8
Portland			11-11	16-6	10-12	10-12	8-14	13-7	9-11	6-14	11-9	16-6	9-13	10-9	12-16					
Reno																				
Round Rock																				
Sacramento			13-9													16-16	19-13	11-21		
Salt Lake City		11-11	10-12	13-9	9-5	3-5	5-3									6-4	7-5	8-4	12-8	7-5
San Diego		10-12	16-6	11-11	6-8	8-14	5-3	2-6	5-3	3-5										
San Jose																		10-10	6-6	
Seattle		12-10	13-9	13-9	11-11	7-13	6-14	11-9	8-12											
Spokane		9-13	15-7	12-10	12-10	9-11	9-11	10-10	6-14	11-11	3-19	14-8				10-22	19-13	15-15	21-11	11-9
Tucson										16-4	6-14	10-10	8-8	5-7	7-4	4-8	8-4	7-13	8-4	7-5
Tulsa							2-6	5-3	4-4											
Vancouver		15-7	10-12	10-12		9-11	10-10	9-11	12-8	14-8									14-6	12-9
TOTALS	81-73	97-57	81-73	79-79	73-82	75-72	63-85	73-75	65-83	86-60	45-98	78-65	65-83	65-79	75-66	73-69	76-69	68-75	80-57	74-73

YEAR-BY YEAR RECORDS VS. PCL OPPONENTS (1980-99)

	1980	1981	1982	1983	1984	1985	1986	1987	1988	1989	1990	1991	1992	1993	1994	1995	1996	1997	1998	1999
Albuquerque	7-5	3-5	7-9	6-8	11-5	4-11-1	8-8	7-9	4-12	10-6	7-8	3-5	4-4	5-11	3-12	9-7	7-8	9-7	4-4	8-0
Arkansas																				
Calgary					6-10	10-6		7-9	7-9	6-10	8-8	12-14	9-17	9-7	8-8	6-10	7-9	12-4	11-5	7-9
Colorado Springs									8-8	7-9	7-9	3-5	2-5	10-6	7-8	7-9	9-7	8-7	6-2	4-3
Dallas-Fort Worth																				
Denver																				
Edmonton	15-7	12-4	8-8	8-8	9-7	8-8	11-5	7-9	8-8	7-9	12-12	13-13	9-7	6-10	11-5	8-8	10-6	7-9	7-7	
El Paso																				
Eugene																				
Fresno																			6-2	4-4
Hawaii	9-13	9-12	10-6	7-9	6-10	8-8	7-9	10-6												
Iowa																			4-4	3-5
Indianapolis																				
Las Vegas				6-11	5-8	7-9	6-10	6-10	6-10	8-8	10-6	4-4	2-6	11-5	7-9	11-5	7-9	9-6	5-3	6-2
Memphis																			2-6	5-3
Nashville																			4-4	2-5
New Orleans																			3-5	4-4
Oklahoma City																			4-4	5-3
Ogden	4-8																			
Omaha																			5-3	2-6
Phoenix	11-1	5-2	10-6	9-5	8-8	5-11	9-7	6-10	8-8	12-4	9-6	2-6	2-6	7-9	7-9	7-9	9-7	7-9		
Portland		12-10	9-7	8-8	10-6	8-7	10-6	10-6	9-7	7-9	6-10	12-12	8-18	7-8						
Reno																				
Round Rock																				
Sacramento																				
Salt Lake City																				
San Diego	5-7	3-5	8-7	7-8	7-8										10-6	9-7	9-7	9-7	4-4	1-6
San Jose																				
Seattle																				
Spokane	12-10	11-11	10-6																	
Tucson	4-8	7-1	9-7	9-9	7-9	9-7	7-9	11-4	8-8	11-5	10-6	5-3	4-4	4-12	5-11	4-12	5-11	7-8	4-4	6-2
Tulsa																				
Vancouver	9-13	13-8	9-7	5-11	7-9	10-6	7-9	10-6	5-11	8-7	11-5	10-12	12-14	7-9	8-8	4-12	8-7	4-12	8-8	5-11
TOTALS	74-74	78-61	84-59	65-77	69-71	66-76	72-72	78-65	62-82	77-66	75-67	63-73	56-87	69-74	61-81	68-76	69-73	75-66	77-67	69-70

YEAR-BY YEAR RECORDS VS. PCL OPPONENTS (2000-16)

	2000	2001	2002	2003	2004	2005	2006	2007	2008	2009	2010	2011	2012	2013	2014	2015	2016
Albuquerque	1-3			0-4	4-0	0-4	0-4	2-2	4-0	2-2	3-1	2-2	1-3	2-2	9-7	8-8	9-7
Arkansas																	
Calgary	6-10	10-6	8-5														
Colorado Springs	4-0	4-4	5-3	1-3	3-1	6-10	11-5	7-9	6-10	8-8	7-9	8-8	4-12	11-5	2-2	2-2	4-0
Dallas-Fort Worth																	
Denver																	
Edmonton	11-5	11-5	6-10	7-9	12-4												
El Paso															4-12	8-8	11-5
Eugene																	
Fresno	9-6	6-2	5-3	9-7	8-8	9-7	9-7	8-8	10-6	10-6	7-9	8-8	7-9	8-8	9-7	10-6	9-7
Hawaii																	
Iowa	4-0	3-5	5-3	2-2	0-3	4-0	2-2	1-3	1-3	1-3	0-4	3-1	3-1	2-2	2-2	1-3	4-0
Indianapolis																	
Las Vegas	8-9	5-3	2-6	5-11	10-6	12-4	9-7	10-6	11-5	8-8	9-7	9-7	7-9	10-6	8-8	8-8	6-10
Memphis	1-3	6-2	3-5	3-1	3-1	3-1	2-2	3-1	2-2	3-1	0-4	2-2	2-2	2-2	2-2	2-2	2-2
Nashville	3-1	3-5	5-3	4-0	1-2	3-1	1-3	2-2	3-1	3-1	2-2	3-1	1-3	3-1	4-0	3-1	2-2
New Orleans	2-2	2-6	3-5	0-4	2-2	2-2	1-3	0-4	2-2	2-2	4-0	2-2	1-3	3-1	3-1	3-1	1-2-1
Oklahoma City	1-3	7-1	3-5	1-3	2-2	0-4	3-1	3-1	2-2	2-2	1-2	2-2	3-1	0-4	4-0	2-2	2-2
Ogden																	
Omaha	2-1	4-4	3-5	4-0	3-1	1-3	4-0	2-2	4-0	2-2	0-4	0-4	2-2	0-4	2-2	1-3	3-1
Phoenix																	
Portland	9-7	7-9	8-8		7-9	11-5	9-7	9-7	11-5	13-3	11-5						
Reno																	
Round Rock																	
Sacramento	7-9	5-3	4-4	6-10	6-10	8-8	8-8	7-9	9-7	7-9	8-8	6-10	7-9	10-6	8-8	5-11	8-8
Salt Lake City	6-10	3-5	3-5	7-9	10-6	11-5	8-8	5-11	5-11	6-10	12-4	7-9	7-9	7-9	8-8	5-11	13-3
San Diego																	
San Jose																	
Seattle																	
Spokane																	
Tucson																	
Tulsa																	
Vancouver																	
TOTALS	76-67	85-59	65-76	66-78	79-63	80-64	74-70	68-76	80-64	74-70	74-69	70-74	63-81	76-68	74-70	68-76	81-62

ALL-TIME RECORDS VS. PCL OPPONENTS

	1960-65 GIANTS	1966-71 CUBS	1972-77 TWINS	1978 YANKEES	1979-80 TUGS/TIGERS	1981-94 TIGERS	1995- RAINIERS	TOTALS	PCT
Albuquerque			41-43	8-4	12-12	82-113-1	84-75	227-247-1	.479
Arkansas	6-8							6-8	.429
Calgary						82-98	67-58	149-156	.485
Colorado Springs						44-50	127-119	171-169	.502
Dallas-Fort Worth	10-11							10-11	.476
Denver	17-12	13-11						30-23	.566
Edmonton						133-115	90-68	223-183	.549
El Paso							23-25	23-25	.479
Eugene		25-39	25-35					50-74	.403
Fresno							151-120	151-120	.557
Hawaii	61-47-1	58-62	89-90	12-8	20-24	57-60	297-291-1	297-291-1	.505
Iowa							45-46	45-46	.495
Indianapolis	12-4	9-15						21-19	.525
Las Vegas						78-96	176-145	253-241	.512
Memphis							48-44	48-44	.522
Nashville							52-38	52-38	.578
New Orleans							40-51-1	40-51-1	.440
Oklahoma City	15-15	12-12			11-13		47-44	74-71	.510
Ogden								11-13	.458
Omaha							44-47	44-47	.484
Phoenix		37-47	36-48	7-5	15-9	99-97	23-25	217-231	.484
Portland	68-62	61-62	12-16	7-13	24-20	116-114	95-65	383-352	.521
Reno							44-84	44-84	.344
Round Rock							32-16	32-16	.667
Sacramento	13-9		46-50				119-137	178-196	.476
Salt Lake City	51-45	19-18	49-33-1	7-2	12-12	35-34	155-164	328-308-1	.516
San Diego	56-54	10-14						66-68	.493
San Jose			10-10	6-6				16-16	.500
Seattle	69-61	25-35						94-96	.495
Spokane	64-66	53-73	75-72	11-9	22-22	21-17		246-259	.487
Tucson			39-44	8-4	11-13	106-95	121-118	317-302	.512
Tulsa		11-13						11-13	.458
Vancouver	44-42	45-37		14-6	21-22	122-122	29-50	275-279	.496
TOTALS	486-436-1	410-466	422-441-1	80-57	148-147	975-1011-1	1469-1393	4132-4097-4	.502

FRONT
OFFICE

CHENEY
STADIUM

2017 TRIPLE-A
ALL-STAR GAME

COACHES/STAFF

2017
RAINIERS

2016 SEASON
REVIEW

OPPONENTS

HISTORY &
RECORDS

MEDIA &
MISC.

TACOMA YEAR-BY-YEAR (1960-2016)

Year	Team	Affiliation	Manager	W-L	PCT.	GB	Finish	Attendance
1960	Giants	San Francisco	Red Davis	81-73	.526	11 1/2	2nd	270,024
1961	Giants	San Francisco	Red Davis	97-57	.630	---	1st*	243,790
1962	Giants	San Francisco	Red Davis	81-73	.526	12 1/2	2nd	168,600
1963	Giants	San Francisco	Andy Gilbert	79-79	.500	19	3rd	146,050
1964	Giants	San Francisco	Charlie Fox	73-82	.471	16 1/2	5th	126,192
1965	Giants	San Francisco	Bill Werle	75-72	.510	5 1/2	5th	119,762
1966	Cubs	Chicago (NL)	Les Peden	63-85	.426	20	6th	104,719
1967	Cubs	Chicago (NL)	Whitey Lockman	73-75	.493	7	4th	132,697
1968	Cubs	Chicago (NL)	Whitey Lockman	65-83	.439	21 1/2	5th	79,897
1969	Cubs	Chicago (NL)	Whitey Lockman	86-60	.589	---	1st*	105,207
1970	Cubs	Chicago (NL)	Whitey Lockman	45-98	.315	47 1/2	8th	137,891
1971	Cubs	Chicago (NL)	Jim Marshall	78-65	.545	---	1st*	152,732
1972	Twins	Minnesota	Harry Warner	65-83	.439	14 1/2	3rd	180,209
1973	Twins	Minnesota	Kerby Ferrell	65-79	.451	16 1/2	3rd	182,553
1974	Twins	Minnesota	Cal Ermer	75-66	.532	2 1/2	2nd	165,313
1975	Twins	Minnesota	Cal Ermer	73-69	.514	14 1/2	2nd	197,583
1976	Twins	Minnesota	Cal Ermer	76-69	.524	1	2nd*	192,758
1977	Twins	Minnesota	Del Wilbur/Tom Kelly	68-75	.476	9 1/2	3rd	207,538
1978	Yankees	New York (AL)	Mike Ferraro	80-57	.584	---	1st*	211,030
1979	Tugs	Cleveland	Gene Dusan	34-37	.479	6 1/2	4th	181,443
1980	Tigers	Cleveland	Gene Dusan	40-36	.526	2	2nd	244,083
				39-34	.534	5	3rd	
1981	Tigers	Oakland	Ed Nottle	35-40	.467	8 1/2	4th	191,738
				35-34	.507	1 1/2	3rd	
1982	Tigers	Oakland	Ed Nottle	43-27	.614	---	1st*	223,289
				42-28	.600	---	1st*	
1983	Tigers	Oakland	Bob Didier	42-31	.575	1 1/2	2nd	215,049
				37-35	.514	1	2nd	
1984	Tigers	Oakland	Ed Nottle	28-42	.400	13	5th	203,821
				29-41	.414	6	5th	
1985	Tigers	Oakland	Keith Liepmann	40-30	.571	1	2nd	208,534
				30-40	.429	7 1/2	4th	
1986	Tigers	Oakland	Keith Liepmann	36-36	.500	5 1/2	3rd	247,098
				32-40	.444	13	4th	
1987	Tigers	Oakland	Keith Liepmann	40-32	.566	3	2nd	305,916
				39-32	.549	---	1st*	
1988	Tigers	Oakland	Brad Fischer	39-33	.542	7 1/2	2nd	280,168
				31-41	.431	11 1/2	4th	
1989	Tigers	Oakland	Brad Fischer	31-41	.431	12 1/2	5th	313,007
				39-33	.542	2 1/2	2nd	
1990	Tigers	Oakland	Brad Fischer	38-33	.535	4	2nd	324,498
				43-27	.614	---	1st*	
1991	Tigers	Oakland	Jeff Newman	32-40	.444	15	4th	298,918
				33-37	.471	4 1/2	3rd	
1992	Tigers	Oakland	Bob Boone	30-36	.455	13 1/2	4th	329,000
				26-45	.366	17 1/2	5th	
1993	Tigers	Oakland	Bob Boone	30-42	.417	11	5th	329,775
				32-39	.451	10	5th	
1994	Tigers	Oakland	Casey Parsons	37-35	.514	8	3rd	350,919
				34-36	.479	4 1/2	4th	
1995	Rainiers	Seattle	Steve Smith	27-45	.375	11 1/2	5th	316,103
				37-35	.514	8	3rd	
1996	Rainiers	Seattle	Dave Myers	31-41	.431	10	4th	338,500
				40-32	.556	1/2	2nd	
1997	Rainiers	Seattle	Dave Myers	29-41	.414	15	5th	305,281
				35-35	.500	3 1/2	3rd	
1998	Rainiers	Seattle	Dave Myers	40-31	.563	1/2	2nd	337,623
				77-67	.535	4 1/2	2nd	
1999	Rainiers	Seattle	Dave Myers	69-70	.496	13 1/2	2nd	271,026
				76-67	.531	14	2nd	
2000	Rainiers	Seattle	Dave Myers	76-67	.531	14	2nd	265,702
				85-59	.590	---	1st*	
2001	Rainiers	Seattle	Dan Rohn	65-76	.461	16 1/2	4th	320,329
				65-76	.461	16 1/2	4th	
2002	Rainiers	Seattle	Dan Rohn	66-78	.458	8	4th	300,910
				66-78	.458	8	4th	
2003	Rainiers	Seattle	Dan Rohn	79-63	.556	4	2nd	327,927
				79-63	.556	4	2nd	
2004	Rainiers	Seattle	Dan Rohn	80-64	.556	---	1st*	310,680
				80-64	.556	---	1st*	
2005	Rainiers	Seattle	Dave Brundage	74-70	.514	7	2nd	335,031
				74-70	.514	7	2nd	
2006	Rainiers	Seattle	Daren Brown	68-76	.472	6 1/2	3rd	313,031
				68-76	.472	6 1/2	3rd	
2007	Rainiers	Seattle	Daren Brown	80-64	.556	4	2nd	345,538
				80-64	.556	4	2nd	
2008	Rainiers	Seattle	Daren Brown	74-70	.514	---	1st*	327,871
				74-70	.514	---	1st*	
2009	Rainiers	Seattle	Daren Brown	74-70	.514	---	1st*	352,450
				74-70	.514	---	1st*	
2010	Rainiers	Seattle	Daren Brown/Jose Castro	74-69	.517	---	1st*	351,095
				74-69	.517	---	1st*	
2011	Rainiers	Seattle	Daren Brown	70-74	.486	7	2nd	378,518
				70-74	.486	7	2nd	
2012	Rainiers	Seattle	Daren Brown	61-83	.424	18	4th	352,032
				61-83	.424	18	4th	
2013	Rainiers	Seattle	Daren Brown/John Stearns	76-68	.528	2	2nd	320,080
				76-68	.528	2	2nd	
2014	Rainiers	Seattle	Roy Howell	74-70	.514	7	3rd	305,446
				74-70	.514	7	3rd	
2015	Rainiers	Seattle	Pat Listach	68-76	.472	16.5	4th	352,521
				68-76	.472	16.5	4th	
2016	Rainiers	Seattle	Pat Listach	81-62	.566	---	1st*	377,164

TOTAL RECORD: 4132-4097 (.502)

TOTAL ATTENDANCE: 14,576,659

TACOMA POSTSEASON HISTORY

Since joining the Pacific Coast League in 1960, Tacoma has played for the league championship eight times, and won PCL titles five times - 1961, 1969, 1978, 2001, and 2010.

Tacoma was involved in the only two instances in which the league has declared "Co-Champions" in over 100 years of play (1978 and 2001). Tacoma reached the PCL Championship Series and lost three times - 1971, 1981, and 2005.

Each of the eight Tacoma teams to play for a PCL championship is recapped in this section.

TACOMA IN THE PACIFIC COAST LEAGUE PLAYOFFS

YEAR POSTSEASON RESULT

- 1961** Won Pacific Coast League Championship (no playoff)
- 1969:** Won Pacific Coast League Championship (defeated Eugene, 3-2)
- 1971: Lost League Championship to Salt Lake City (3-1)
- 1976: Lost Western Division Playoff to Hawaii (1-0)
- 1978:** Declared Co-Pacific Coast League Champions with Albuquerque (no playoff due to rain)
- 1981: Defeated Hawaii in Northern Division Playoff (2-1), Lost to Albuquerque in Championship (3-0)
- 1982: Lost to Spokane in Northern Division Playoff (2-1)
- 1987: Lost to Calgary in Northern Division Playoff (3-2)
- 1990: Lost to Edmonton in Northern Division Playoff (3-2)
- 2001:** Defeated Sacramento in Pacific Conference Playoff (3-2), Declared Co-Pacific Coast League Champions with New Orleans
- 2005: Defeated Sacramento in Pacific Conference Playoff (3-2), Lost to Nashville in Championship (3-0)
- 2009: Lost to Sacramento in Pacific Conference Playoff (3-1)
- 2010:** Defeated Sacramento in Pacific Conference Playoff (3-2), Defeated Memphis in Championship (3-0), lost to Columbus in Triple-A Championship Game (12-6)
- 2016: Lost to El Paso in Pacific Conference Playoff (3-1)

THE 1961 GIANTS: TACOMA'S BEST TEAM

The greatest team in Tacoma's Pacific Coast League history, the 1961 Giants finished the season with a record of 97-57.

No playoffs were played in 1961 - the Giants were named league champions when they clinched the top spot in the league's one, eight-team division. The team eliminated second-place Vancouver on Labor Day while closing out a series in Hawaii - the club celebrated on the flight home.

The Giants were in third place with a 41-32 record before sweeping a July 4th home doubleheader from Vancouver - starting one of the hottest streaks in PCL history. The team went 57-10 over the next 67 games, including a believed-to-be-franchise-record 16-game winning streak.

The team was led by young pitching prospects Gaylord Perry (16-10, 2.55) and Ron Herbel (16-5, 3.57). Infielders Chuck Hiller and Dick Phillips were named to the league's post-season all-star team.

Phillips, who hit .264 with 16 home runs, 98 RBI, and 94 walks, was named the Pacific Coast League's Most Valuable Player - he remains the only Tacoma player to ever win the award.

The 1961 Tacoma Giants are typically included in any list of the greatest minor league teams of all-time. In his most recent Historical Baseball Abstract, author Bill James calls the 1961 Giants the "best Triple-A team of the 1960s," and one of the three best minor league teams of any classification that decade.

DICK PHILLIPS WINS 1961 PCL MOST VALUABLE PLAYER AWARD

Dick Phillips is the only Tacoma player to ever win a league MVP award. Phillips led the 1961 Tacoma Giants to a franchise-best 97-57 record, which gave Tacoma its first league championship. Phillips batted .264-16-98 while walking 94 times with only 55 strikeouts. He played every infield position and every outfield position.

THE 1969 CUBS: TACOMA CLAIMS PCL WITH COMEBACK OVER EUGENE

The 1969 Tacoma Cubs advanced to the PCL Championship series by winning the four-team Northern Division with a record of 86-60 – 14 games ahead of the nearest competitor.

The Cubs were slated to play the Southern Division champion Eugene Emeralds – a Philadelphia Phillies affiliate – in the best-of-five series for the league crown.

Eugene won the first two games at home. Larry Bowa hit a leadoff home run in the bottom of the first inning of Game One, helping the Emeralds cruise to a 6-1 decision. Game Two was a tense affair that saw the Emeralds win 5-4 on Scott Reid's leadoff home run in the bottom of the ninth inning.

The Cubs came home and won Game Three, 2-1, when Jim Dunegan snapped a 1-1 tie with a solo home run in the seventh inning. Game Four saw Cubs starting pitcher Archie Reynolds toss a complete-game, two-hit shutout to force a deciding fifth and final game, to be played in Eugene.

In Game Five, Tacoma scored single runs in the fourth and seventh innings, with Eugene errors factoring into each rally. Despite allowing a total of seven hits and two walks, four Tacoma pitchers combined to shutout the Emeralds. Jim Colborn worked five shutout innings to earn the win, and relief ace Dick LeMay pitched three perfect innings for the save.

Managed by White Lockman, the 1969 Cubs were the first Tacoma team to win a championship playoff series.

Eugene Emeralds 6, Tacoma Cubs 1 Game One - September 2, 1969

	1	2	3	4	5	6	7	8	9	R	H	E
Tacoma	0	0	0	0	0	0	0	0	1	1	7	2
Eugene	1	1	0	0	4	0	0	0	x	6	12	1

Tacoma	AB	R	H	RBI	Eugene	AB	R	H	RBI
Montreuil, 2B	3	0	1	0	Bowa, SS	4	1	1	1
Bladt, LF	4	0	0	0	Doyle, 2B	3	1	2	0
Pointer, CF	4	0	0	0	Hutto, RF	3	1	2	0
Skidmore, 1B	4	0	2	0	Emery, 1B	4	1	1	1
Dunegan, RF	4	1	2	0	Lis, LF	4	1	1	2
Bobb, C	4	0	2	1	Reid, CF	4	0	1	0
Lung, 3B	4	0	0	0	Buchek, 3B	4	1	2	0
Metzger, SS	4	0	0	0	Edwards, C	4	0	1	1
Reynolds, P	2	0	0	0	Wagner, P	4	0	1	0
Gura, P	0	0	0	0	Totals	34	6	12	5
Church, P	0	0	0	0					
McMath, PH	0	0	0	0					
Tiefenauer, P	0	0	0	0					
Pena, PH	1	0	0	0					
Totals	34	1	7	1					

BATTING

2B: Skidmore, Dunegan, Bobb, Edwards

HR: Bowa, Lis

SB: Doyle

LOB: Tacoma 8, Eugene 6.

FIELDING

E: Dunegan, Pointer, Bowa

DP: Tacoma 2

Tacoma	IP	H	R	ER	BB	SO
Reynolds (L, 0-1)	4.0	8	4	4	2	2
Gura	1.1	3	2	2	0	0
Church	1.2	0	0	0	0	3
Tiefenauer	2.0	1	0	0	0	1

Eugene	IP	H	R	ER	BB	SO
Wagner (W, 1-0)	9.0	7	1	1	2	5

T: 1:55 **Att:** 3,451

Eugene Emeralds 5, Tacoma Cubs 4 Game Two - September 3, 1969

	1	2	3	4	5	6	7	8	9	R	H	E
Tacoma	0	0	0	1	1	0	0	2	0	4	8	2
Eugene	0	1	0	2	0	0	1	0	1	5	7	0

Tacoma	AB	R	H	RBI	Eugene	AB	R	H	RBI
Montreuil, 2B	5	0	1	0	Bowa, SS	4	0	0	0
Bladt, LF	5	0	0	0	Doyle, 2B	4	0	0	0
Pointer, CF	2	2	1	0	Hutto, RF-1B	4	0	0	0
Skidmore, 1B	4	1	2	0	Emery, 1B	3	0	1	0
Dunegan, RF	4	0	1	2	Compton, PR	0	0	0	0
Bobb, C	4	0	2	1	Reams, RF	0	0	0	0
Lung, 3B	4	0	1	0	Lis, LF	3	2	1	0
Metzger, SS	3	1	0	0	Reid, CF	4	2	2	2
Colborn, P	1	0	0	0	Buchek, 3B	2	1	1	2
McMath, PH	1	0	0	0	Edwards, C	3	0	1	0
Sherrod, P	0	0	0	0	James, P	3	0	1	1
Pena, PH	1	0	0	0	Messersly, P	0	0	0	0
LeMay, P	0	0	0	0	Totals	30	5	7	5
Totals	34	4	8	3					

None out when winning run scored.

BATTING

2B: Skidmore, James

3B: Reid

HR: Reid

SB: Pointer

SF: Buchek

LOB: Tacoma 7, Eugene 4

FIELDING

E: Lung, Pointer

DP: Eugene, 1

Tacoma	IP	H	R	ER	BB	SO
Colborn	4.0	3	3	2	2	2
Sherrod	2.0	0	0	0	0	1
LeMay (L, 0-1)	2.0	4	2	1	0	2

Eugene	IP	H	R	ER	BB	SO
James	7.2	8	4	4	2	6
Messersly (W, 1-0)	1.1	0	0	0	1	0

HPB: By James (Pointer) PB: Bobb WP: James 3

T: 2:00 **Att:** 4,317

THE 1969 CUBS: TACOMA CLAIMS PCL WITH COMEBACK OVER EUGENE (CONTINUED)

Tacoma Cubs 2, Eugene Emeralds 1 Game Three - September 4, 1969

	1	2	3	4	5	6	7	8	9	R	H	E
Eugene	0	1	0	0	0	0	0	0	0	1	3	0
Tacoma	0	1	0	0	0	0	1	0	x	2	5	2

Eugene	AB	R	H	RBI	Tacoma	AB	R	H	RBI
Bowa, SS	4	0	0	0	Montreuil, 2B	4	0	1	0
Doyle, 2B	4	0	1	0	Bladt, LF	4	0	0	0
Hutto, RF	4	0	0	0	Pointer, CF	3	0	0	0
Emery, 1B	2	1	0	0	Skidmore, 1B	3	1	1	0
Lis, LF	4	0	1	0	Dunegan, RF	3	1	1	1
Reid, CF	2	0	1	0	Bobb, C	3	0	1	0
Buchek, 3B	4	0	0	0	Lung, 3B	3	0	0	1
Edwards, C	3	0	0	0	Metzger, SS	3	0	0	0
Lersch, P	3	0	0	0	Decker, P	2	0	1	0
Totals	30	1	3	0	Totals	29	2	5	2

BATTING

2B: Skidmore

HR: Dunegan

SB: Bladt, Montreuil

FIELDING

E: Metzger 2

Eugene	IP	H	R	ER	BB	SO
Lersch (L, 0-1)	8.0	5	2	2	0	9

Tacoma	IP	H	R	ER	BB	SO
Decker (W, 1-0)	7.2	3	1	1	5	8
LeMay (S, 1)	1.1	0	0	0	0	1

WP: Decker 2

T: 1:57 Att: 2,433

Tacoma Cubs 2, Eugene Emeralds 0 Game Four - September 5, 1969

	1	2	3	4	5	6	7	8	9	R	H	E
Eugene	0	0	0	0	0	0	0	0	0	0	2	0
Tacoma	2	0	0	0	0	0	0	0	x	2	8	2

Eugene	AB	R	H	RBI	Tacoma	AB	R	H	RBI
Bowa, SS	3	0	0	0	Montreuil, 2B	4	0	0	0
Doyle, 2B	4	0	0	0	Bladt, LF	4	1	3	0
Hutto, RF	4	0	1	0	Pointer, CF	2	1	1	0
Emery, 1B	3	0	0	0	Skidmore, 1B	4	0	0	0
Lis, LF	3	0	0	0	Dunegan, RF	3	0	1	0
Reid, CF	3	0	0	0	Bobb, C	3	0	1	2
Buchek, 3B	3	0	0	0	Lung, 3B	4	0	1	0
Edwards, C	3	0	1	0	Metzger, SS	3	0	1	0
Colton, P	0	0	0	0	Reynolds, P	3	0	0	0
Rounsaville, P	2	0	0	0	Totals	30	2	8	2
Reams, PH	1	0	0	0					
Messery, P	0	0	0	0					
Totals	29	0	2	0					

BATTING

SB: Bladt, Dunegan

S: Pointer

LOB: Eugene 3, Tacoma, 8

Eugene	IP	H	R	ER	BB	SO
Colton (L, 0-1)	0.2	2	2	2	2	0
Rounsaville	6.1	5	0	0	0	3
Messery	1.0	1	0	0	1	0

Tacoma	IP	H	R	ER	BB	SO
Reynolds (W, 1-0)	9.0	2	0	0	1	6

T: 1:50

Att: 3,852

Tacoma Cubs 2, Eugene Emeralds 0 Game Five - September 6, 1969

	1	2	3	4	5	6	7	8	9	R	H	E
Tacoma	0	0	0	1	0	0	1	0	0	2	6	0
Eugene	0	0	0	0	0	0	0	0	0	0	7	3

Tacoma	AB	R	H	RBI	Eugene	AB	R	H	RBI
Montreuil, 2B	4	0	1	0	Bowa, SS	4	0	1	0
Bladt, LF	4	0	1	0	Doyle, 2B	4	0	0	0
Pointer, CF	3	0	0	0	Hutto, RF	4	0	1	0
Skidmore, 1B	4	1	1	0	Emery, 1B	4	0	2	0
Dunegan, RF	4	0	0	0	Lis, LF	3	0	0	0
Bobb, C	3	0	0	1	Reid, CF	3	0	1	0
Lung, 3B	3	1	1	0	Buchek, 3B	4	0	0	0
Metzger, SS	3	0	2	0	Edwards, C	4	0	0	0
Colborn, P	1	0	0	0	Wagner, P	2	0	2	0
Lemons, P	0	0	0	0	Coward, PH	1	0	0	0
Church, P	0	0	0	0	James, P	0	0	0	0
McMath, PH	1	0	0	0	Totals	33	0	7	0
LeMay, P	0	0	0	0					
Totals	30	2	6	1					

BATTING

2B: Montreuil, Lung, Emery

S: Colborn

SF: Bobb

LOB: Tacoma 5, Eugene 8

FIELDING

E: Hutto, Buchek, Lis

DP: Eugene, 2

Tacoma	IP	H	R	ER	BB	SO
Colborn (W, 1-0)	5.0	7	0	0	0	3
Lemons	0.1	0	0	0	1	0
Church	0.2	0	0	0	1	0
LeMay (S, 2)	3.0	0	0	0	0	2

Eugene	IP	H	R	ER	BB	SO
Wagner (L, 1-1)	7.0	6	2	0	2	4
James	2.0	0	0	0	0	4

FRONT
OFFICE

CHENEY
STADIUM

2017 TRIPLE-A
ALL-STAR GAME

COACHES/STAFF

2017
RAINIERS

2016 SEASON
REVIEW

OPPONENTS

HISTORY &
RECORDS

MEDIA &
MISC.

THE 1971 CUBS: SALT LAKE TOPS TACOMA IN FINAL

Just two seasons after winning the PCL title, the Tacoma Cubs returned to the Championship Series in 1971. This time, the Cubs fell to the Salt Lake Angels, three games to one.

Tacoma went 78-65 and won the four-team Northern Division by 6.5 games over second-place Portland. The Angels were winners in the Southern Division, going 78-68 to take the title by three games over Phoenix.

Host Salt Lake City trailed in the opener, 7-6, before erupting for seven runs in the bottom of the eighth inning on the way to a 13-7 win. It was considered an upset – the Angels scored ten runs off Tacoma ace Burt Hooton, who had set the PCL single-game strikeout record with a 19-K performance earlier in the season.

Tacoma starter Jim Colborn evened the series by tossing a complete-game, ten-inning gem in Game Two. Pat Bourque's ground-ball double down the first base line drove in the go-ahead run in the top of the tenth. Tacoma beat Salt Lake's Archie Reynolds – who helped Tacoma win the crown just two years prior.

The Angels used the long ball to take Games Three and Four – and the series – at Cheney Stadium. Salt Lake catcher Art Kusnyer launched a three-run shot off Tacoma starter Larry Gura in the first inning of the third game, helping Salt Lake to a 7-3 win. In Game Four, former Tacoma Cubs outfielder Greg Goossen did the damage with a three-run homer in the opening inning off the Cubs Roberto Rodriguez.

Tacoma played the series without slugger Adrian Garrett, who hit a franchise record 43 home runs during the regular season before being sold to Oakland on August 31. His replacement Bill McNulty went 7-for-14 with three home runs and seven RBI in the series.

Salt Lake City Angels 13, Tacoma Cubs 7 Game One - September 2, 1971

	1	2	3	4	5	6	7	8	9	R	H	E
Tacoma	0	1	0	1	0	5	0	0	0	7	9	1
Salt Lake	1	2	0	0	1	1	2	7	x	13	15	2

Tacoma	AB	R	H	RBI	Salt Lake	AB	R	H	RBI
Ortiz, CF	5	1	2	0	Feldman, RF	4	3	4	3
Coggins, 2B	5	0	1	1	Llenas, 3B	4	2	2	2
Blanco, LF	5	1	1	0	Silverio, CF	3	2	2	1
Bourque, 1B	3	3	1	1	Vinson, 1B	4	2	2	3
Fanzone, 3B	2	1	1	1	Goossen, LF	5	0	1	3
McNulty, RF	4	1	2	3	Parker, 2B	4	1	2	0
Breeden, C	3	0	1	1	Kusnyer, C	5	1	2	1
McFadden, SS	3	0	0	0	Oyler, SS	2	0	0	0
Hooton, P	4	0	0	0	Bennett, PH	1	0	0	0
Rodriguez, P	0	0	0	0	Engelhardt, P	0	0	0	0
Stephenson, P	0	0	0	0	Bigone, PH	0	1	0	0
Zahn, P	0	0	0	0	Lasher, P	0	0	0	0
Totals	34	7	9	7	Lange, P	2	0	0	0
					Cox, P	0	0	0	0
					Shank, P	0	0	0	0
					Phillips, PH	1	0	0	0
					Arcia, SS	1	1	0	0
					Totals	36	13	15	13

BATTING

2B: Ortiz, Coggins, Blanco, Bourque, Llenas 2, Feldman 2, Silverio, Goossen

3B: Parker

HR: McNulty, Vinson

LOB: Tacoma 8, Salt Lake City 6

FIELDING

E: Ortiz, Parker, Oyler

DP: Tacoma 2, Salt Lake City 3

Tacoma	IP	H	R	ER	BB	SO
Hooton (L, 0-1)	7.1	14	10	10	3	10
Rodriguez	0.0	0	1	1	1	0
Stephenson	0.0	0	2	2	2	0
Zahn	0.2	1	0	0	0	1

Salt Lake	IP	H	R	ER	BB	SO
Lange	4.1	6	4	4	4	6
Cox	0.0	3	3	3	0	0
Shank	1.2	0	0	0	0	1
Engelhardt (W, 1-0)	2.0	0	0	0	1	3
Lasher	1.0	0	0	0	0	0

Tacoma Cubs 2, Salt Lake City Angels 1 Game Two - September 3, 1971

	1	2	3	4	5	6	7	8	9	10	R	H	E
Tacoma	0	1	0	0	0	0	0	0	0	1	2	8	1
Salt Lake	1	0	0	0	0	0	0	0	0	0	1	5	1

Tacoma	AB	R	H	RBI	Salt Lake	AB	R	H	RBI
Ortiz, CF	5	0	1	0	Feldman, RF	3	1	1	0
Coggins, 2B-SS	5	1	1	0	Llenas, 3B	5	0	1	0
Blanco, LF	5	0	1	0	Silverio, CF	5	0	1	0
Bourque, 1B	3	1	1	1	Vinson, 1B	3	0	0	1
Fanzone, 3B	5	0	1	0	Goossen, LF	3	0	1	0
McNulty, RF	4	0	2	1	Parker, 2B	4	0	1	0
Hibbs, C	3	0	1	0	Kusnyer, C	4	0	0	0
McFadden, SS	2	0	0	0	Oyler, SS	3	0	0	0
Rickey, PH	1	0	0	0	Bennett, PH	1	0	0	0
Montreuil, 2B	1	0	0	0	Arcia, SS	0	0	0	0
Colborn, P	4	0	0	0	Reynolds, P	4	0	0	0
Totals	38	2	8	2	Totals	35	1	5	1

BATTING

2B: Fanzone, Hibbs, McNulty, Coggins, Bourque, Goossen, Llenas, Feldman

SB: Silverio, Vinson

LOB: Tacoma 9, Salt Lake City 8

FIELDING

E: McNulty, Parker

DP: Salt Lake City 1

Tacoma	IP	H	R	ER	BB	SO
Colborn (W, 1-0)	10.0	5	1	1	4	11

Salt Lake City	IP	H	R	ER	BB	SO
Reynolds (L, 0-1)	10.0	8	2	2	3	10

BK: Reynolds HBP: McFadden (by Reynolds)

T: 2:27 **Att:** 3,776

THE 1971 CUBS: SALT LAKE TOPS TACOMA IN FINAL

Salt Lake City Angels 7, Tacoma Cubs 3 Game Three - September 4, 1971

	1	2	3	4	5	6	7	8	9	R	H	E
Salt Lake	4	0	1	1	0	0	0	0	1	7	7	2
Tacoma	2	0	1	0	0	0	0	0	0	3	10	3
Salt Lake	AB	R	H	RBI	Tacoma	AB	R	H	RBI			
Feldman, 1B	2	1	1	0	Ortiz, CF	4	2	2	0			
Silverio, CF	3	1	2	0	Montreuil, 2B	5	1	1	0			
Llenas, 3B	5	0	0	1	Rickey, P	0	0	0	0			
Goossen, LF	4	2	1	1	Blanco, LF	5	0	2	1			
Phillips, PR-LF	0	1	0	0	Bourque, 1B	5	0	1	2			
Parker, 2B	3	1	1	1	Fanzone, 3B	5	0	3	0			
Kusnyer, C	5	1	1	3	McNulty, RF	2	0	0	0			
Floyd, RF	4	0	0	1	Hibbs, C	4	0	0	0			
Oyler, SS	5	0	0	0	McFadden, SS	5	0	1	0			
Washburn, P	2	0	0	0	Gura, P	1	0	0	0			
Lasher, P	2	0	1	0	Todd, P	0	0	0	0			
Totals	35	7	7	7	Coggins, PH, 2B	1	0	0	0			
					Totals	37	3	10	3			

BATTING

2B: Ortiz 2, McFadden, Fanzone

HR: Kusnyer, Goossen

SB: Parker

S: Parker, Feldman

LOB: Salt Lake City 10, Tacoma 14

FIELDING

E: Goossen, Parker, Fanzone 2, Hibbs

DP: Salt Lake City 1

Salt Lake	IP	H	R	ER	BB	SO
Washburn	4.2	8	3	3	2	1
Lasher (W, 1-0)	4.1	2	0	0	3	4
Tacoma	IP	H	R	ER	BB	SO
Gura (L, 0-1)	2.1	4	5	5	2	1
Todd	5.2	3	1	1	3	4
Rickey	1.0	0	1	0	0	2

HBP: Ortiz (by Washburn) McNulty (by Lasher)

WP: Gura

T: 2:53 **Att:** 5,119

Salt Lake City Angels 6, Tacoma Cubs 4 Game Four - September 5, 1971

	1	2	3	4	5	6	7	8	9	R	H	E
Salt Lake	3	0	0	1	2	0	0	0	6	8	1	0
Tacoma	1	0	0	0	0	1	0	2	4	7	0	0
Salt Lake	AB	R	H	RBI	Tacoma	AB	R	H	RBI			
Feldman, RF	5	2	2	0	Ortiz, CF	3	1	1	0			
Llenas, 2B	3	0	0	0	Montreuil, 2B	4	0	0	0			
Silverio, CF	4	0	2	1	Colborn, P	0	0	0	0			
Vinson, 1B	3	1	0	0	Bourque, 1B	4	0	2	1			
Goossen, LF	4	1	1	3	Fanzone, 3B	4	1	1	0			
Phillips, CF	0	0	0	0	McNulty, RF	4	2	3	3			
Parker, 2B	4	0	0	0	Blanco, LF	4	0	0	0			
Kusnyer, C	4	1	1	0	Bredden, C	3	0	0	0			
Oyler, SS	4	1	1	2	McFadden, SS	4	0	0	0			
Bennett, P	3	0	1	0	Rodriguez, P	1	0	0	0			
Reynolds, P	1	0	0	0	Coggins, PH-2B	1	0	0	0			
Totals	35	6	8	6	Totals	32	4	7	4			

BATTING

2B: Bourque

HR: Goossen, Oyler, McNulty 2

SB: Ortiz

LOB: Salt Lake City 4, Tacoma 4

FIELDING

E: Llenas

DP: Salt Lake City 2

Salt Lake	IP	H	R	ER	BB	SO
Bennett (W, 1-0)	6.1	5	2	2	2	3
Reynolds	2.2	2	2	2	1	2
Tacoma	IP	H	R	ER	BB	SO
Rodriguez (L, 0-1)	8.0	8	6	6	2	5
Colborn	1.0	0	0	0	0	2

WP: Rodriguez

PB: Bredden

T: 2:01 **Att:** 2,009

THE 1978 YANKEES: PCL PLAYOFFS WASHED OUT

The 1978 Tacoma Yankees, along with the Albuquerque Dukes, were named Pacific Coast League "Co-Champions" in one of the stranger episodes in league history. Foul weather in the Pacific Northwest delayed the proceedings for so long that the league - under threat from Albuquerque - decided to cancel the playoffs.

The close of the Yankees regular season at Cheney Stadium provided a glimpse of what was to come, when the final two regular season doubleheaders were both washed away.

The weather cleared for the Yankees to face the Portland Beavers in the first game of the best-of-five Northern Division playoffs on September 2. Tacoma won the opener, 10-8, and then took the second game 5-4 in conditions that the Tacoma News Tribune described as "wet, muddy, and otherwise awful."

The third game was rained out in Portland - but the Beavers were able to win the next two games, forcing a decisive Game Five on Thursday night at Civic Stadium.

Meanwhile, the Dukes had swept the Southern Division series with a win in Salt Lake City on Monday. The Albuquerque club was waiting in Salt Lake City to see if they would fly to Tacoma or Portland to open the PCL Championship Series.

Thursday night's game was rained out, and on Friday night the stadium in Portland was booked for another event. When the game was rescheduled for Saturday, September 9, the Dukes and their parent club, the Los Angeles Dodgers, threatened to forget the whole thing and go home. The Dodgers were in a pennant race in the National League West and needed to call up players.

Albuquerque was convinced to wait until Saturday night. When the Yankees and Beavers met at Civic Stadium, PCL Umpire-In-Chief Randy Marsh walked the grounds and declared the field unplayable.

At that point, PCL President Roy Jackson ruled Tacoma and Albuquerque "Co-Champions," much to the public dismay of Portland owner Leo Ornest. The league favored Tacoma over Portland based upon regular-season record: the Yankees went 80-57 compared to Portland's 76-62.

Once the series was cancelled, the New York Yankees called up Tacoma's Brian Doyle, Larry McCall, and Jerry Narron for the now-legendary pennant race against Boston.

Tacoma Yankees fans got a bit of revengeful satisfaction when Doyle helped the New York Yankees beat the Dodgers in the World Series.

FRONT
OFFICE

CHENEY
STADIUM

2017 TRIPLE-A
ALL-STAR GAME

COACHES/STAFF

2017
RAINMAKERS

2016 SEASON
REVIEW

OPPONENTS

HISTORY &
RECORDS

MEDIA &
MISC.

197

THE 1981 TIGERS: TACOMA SWEPT BY ALBUQUERQUE'S BEST

The 1981 Tacoma Tigers advanced to the playoffs by winning the Northern Division in the second half of the PCL's new split-season format. The Tigers beat first half division winner Hawaii in a best-of-three series, two games to one.

Following the decisive Game Three victory in Honolulu, the Tigers took a red-eye flight that departed Hawaii at 2:00am. After a delayed connecting flight through Los Angeles, the team landed at SeaTac at 3:45pm – just over three hours away from the first pitch of Game One of the PCL Championship Series, against Albuquerque.

The Tigers came out flat in Game One after 14 hours of travel, and a well-rested Dukes team that had a first-round bye coasted to a 5-1 victory. Dukes starter Ted Power struck out ten batters over seven strong innings. Tired Tacoma pitchers issued six walks in the game, and the Tigers made a pair of errors.

Game Two was a tighter game until a controversial call by umpire Dana DeMuth helped the Dukes break it open. Albuquerque led 4-3 in the sixth inning when Tack Wilson was ruled safe at second base on a two-out steal attempt, although Tigers manager Ed Nottle vigorously argued that he was out. Two runs scored after the play.

The series moved to Sports Stadium in Albuquerque for Game Three, and the Dukes completed the three-game sweep with a 9-2 blasting of the Tigers. Candy Maldonado hit a pair of triples for the Dukes, and Brian Holton tossed a complete-game three-hitter. Mark Budaska's two-run homer was Tacoma's only offense.

Maldonado had a big series for Albuquerque, going 5-for-10 with all five hits netting extra bases: he hit two doubles, two triples, and a home run.

Tacoma was jet-lagged for the series, but outfielder Jim Nettles credited the Dukes – the 1981 Dukes are considered one of the best teams in Albuquerque's history, posting a record of 94-38, and they had a Triple Crown winner in Mike Marshall.

"This team is just awesome," said Nettles. "It's no fluke that they won."

Albuquerque Dukes 5, Tacoma Tigers 1 Game One - September 4, 1981

	1	2	3	4	5	6	7	8	9	R	H	E
Albuquerque	0	0	0	0	1	1	1	1	1	5	11	1
Tacoma	0	0	0	0	0	0	0	1	0	1	7	2

Albuquerque	AB	R	H	RBI	Tacoma	AB	R	H	RBI
Wilson, DH	3	1	1	0	Sexton, SS	4	1	2	0
Law, LF	5	0	2	1	Cox, 2B	4	0	1	1
Perconte, 2B	2	1	1	0	Bryant, LF	3	0	0	0
Marshall, 1B	5	0	0	0	Page, DH	4	0	1	0
Maldonado, RF	3	1	2	0	Budaska, RF	3	0	1	0
Weiss, SS	3	1	2	1	Bell, 3B	4	0	0	0
Mitchell, CF	5	0	1	0	Nettles, CF	3	0	0	0
Caughy, 3B	3	0	0	1	Kearney, C	4	0	0	0
Crow, C	4	1	2	1	Gelfarb, 1B	4	0	2	0
Totals	33	5	11	4	Totals	33	1	7	1

BATTING

2B: Maldonado 2, Sexton 2, Page, Cox

SB: Law, Crow

SF: Caughy

S: Weiss, Perconte

LOB: Albuquerque 11, Tacoma 8

FIELDING

E: Caughy, Bell, Kearney

DP: Albuquerque 1, Tacoma 2

Albuquerque	IP	H	R	ER	BB	SO
Power (W, 1-0)	7.0	7	1	1	3	10
Shirley	2.0	0	0	0	0	2

Tacoma	IP	H	R	ER	BB	SO
Lysander (L, 0-1)	6.2	8	3	3	4	7
Minetto	1.1	2	1	0	1	2
Mustad	0.2	1	1	1	1	0
Abraham	0.1	0	0	0	0	1

HBP: Maldonado (by Lysander)

WP: Lysander

T: 3:09 **Att:** 2,022

Albuquerque Dukes 8, Tacoma Tigers 4 Game Two - September 5, 1981

	1	2	3	4	5	6	7	8	9	R	H	E
Albuquerque	0	0	2	2	0	2	2	0	0	8	9	1
Tacoma	0	0	0	2	1	0	0	0	1	4	10	2

Albuquerque	AB	R	H	RBI	Tacoma	AB	R	H	RBI
Wilson, DH	4	1	1	2	Sexton, SS	5	1	2	1
Law, LF	3	0	0	0	Cox, 2B	4	0	1	0
Perconte, 2B	4	1	0	0	Bryant, LF	4	1	1	0
Marshall, 1B	4	1	2	1	Page, DH	4	0	1	1
Maldonado, RF	4	1	1	2	Budaska, RF	3	0	0	0
Weiss, SS	4	1	1	0	Bell, 3B	4	0	0	0
Fobbs, 3B	4	1	3	1	Nettles, CF	4	0	1	0
Caughy, 3B	5	1	1	0	Kearney, C	4	1	2	0
Mitchell, CF	5	1	1	0	Gelfarb, 1B	4	1	2	0
Crow, C	2	0	0	1					
Totals	35	8	9	7	Totals	36	4	10	2

BATTING

2B: Fobbs 2, Mitchell, Kearney, Cox, Gelfarb, Sexton, Wilson, Marshall

HR: Maldonado

SB: Law, Wilson

SF: Crow

LOB: Albuquerque 9, Tacoma 7

FIELDING

E: Lung, Pointer

DP: Eugene, 1

Tacoma	IP	H	R	ER	BB	SO
Colborn	4.0	3	3	2	2	2
Sherrod	2.0	0	0	0	0	1
LeMay (L, 0-1)	2.0	4	2	1	0	2

Eugene	IP	H	R	ER	BB	SO
James	7.2	8	4	4	2	6
Messierly (W, 1-0)	1.1	0	0	0	1	0

HBP: By James (Pointer) **PB:** Bobb **WP:** James 3

T: 2:00 **Att:** 4,317

THE 1981 TIGERS: TACOMA SWEEP BY ALBUQUERQUE'S BEST (CONTINUED)

Albuquerque Dukes 9, Tacoma Tigers 2
Game Three - September 6, 1981

	1	2	3	4	5	6	7	8	9	R	H	E
Tacoma	0	0	0	0	0	0	2	0	0	2	3	2
Albuquerque	0	0	1	1	3	0	3	1	x	9	13	1

Tacoma	AB	R	H	RBI	Albuquerque	AB	R	H	RBI
Sexton, SS	4	0	1	0	Wilson, DH	4	1	2	0
Cox, 2B	3	1	0	0	Law, LF	5	1	3	3
Bryant, LF	4	0	0	0	Perconte, 2B	5	2	2	1
Page, DH	4	0	0	0	Marshall, 1B	4	1	1	0
Budaska, RF	4	1	2	2	Maldonado, RF	3	1	2	1
Bell, 3B	2	0	0	0	Weiss, SS	4	1	2	3
Nettles, CF	3	0	0	0	Mitchell, CF	3	0	0	1
Kearney, C	3	0	0	0	Caughey, 3B	4	0	0	0
Gelfarb, 1B	3	0	0	0	Crow, C	4	2	1	0
Totals	30	2	3	2	Totals	36	9	13	9

BATTING

3B: Maldonado 2

HR: Budaska, Weiss

SB: Cox, Perconte

S: Wilson

LOB: Tacoma 3, Albuquerque 7

FIELDING

E: Budaska, Gelfarb, Perconte

DP: Albuquerque 1, Tacoma 1

Tacoma	IP	H	R	ER	BB	SO
Thomas (L, 0-1)	4.1	7	5	4	2	2
Buice	2.0	4	3	3	1	3
Abraham	1.2	2	1	1	0	0

Albuquerque	IP	H	R	ER	BB	SO
Holton (W, 1-0)	9.0	3	2	2	2	5

WP: Thomas

T: 2:43 **Att:** 5,140

THE 2001 RAINIERS: ATTACKS SCRAP SERIES AGAINST NEW ORLEANS

In 2001 the Seattle Mariners tied the major league record by winning 116 games, and the Triple-A Tacoma Rainiers followed in their footsteps, going 85-59 to win the Northern Division by 12.5 games over second-place Calgary.

Led by PCL Pitcher of the Year Denny Stark (14-2, 2.37), the Rainiers topped the league with a 3.74 team ERA. The offense - anchored by Juan Thomas, Ramon Vazquez, Chad Alexander and Todd Betts - finished fifth in the league in runs scored.

Tacoma played Southern Division champion Sacramento and won the series, 3-2, despite falling behind in the series, 2-1. The Rainiers won two straight road games to stun the RiverCats and advance to the championship series. Thomas, Alexander, and Jermaine Clark each homered while Brian Falkenberg tossed six shutout innings in Tacoma's 6-3 Game Five victory.

Tacoma flew to New Orleans to open the PCL Championship Series against the American Conference champions, with Stark set to pitch Game One of the series on the night of September 11. The game and the entire series were cancelled in the aftermath of the September 11 terrorist attacks in New York City and Washington D.C.

The PCL league office announced that Tacoma and New Orleans would be declared "Co-Champions" for 2001.

FRONT
OFFICE

CHENEY
STADIUM

2017 TRIPLE-A
ALL-STAR GAME

COACHES/STAFF

2017
RAINIERS

2016 SEASON
REVIEW

OPPONENTS

HISTORY &
RECORDS

MEDIA &
MISC.

199

THE 2005 RAINIERS: CRUZ, NASHVILLE TOO POWERFUL FOR TACOMA

After a tense pennant race and a tight division series, the 2005 Tacoma Rainiers fell apart in the PCL Championship Series and were swept by Nashville in three straight games.

Tacoma (80-64) clinched the Northern Division on the second-to-last day of the season, eliminating hard-charging Salt Lake. The Stingers won their final nine games of the season and finished just one game behind Tacoma.

The Rainiers opened the best-of-five division series at home against Sacramento, and lost the first two games. Moving to Raley Field, Tacoma won three straight games to advance to the finals.

Game Five of the Sacramento series was an epic battle. Tacoma starter Chris Buglovsky tossed 7.1 shutout innings, and Tacoma took a 2-0 lead into the bottom of the ninth inning when Sacramento's Jermaine Clark – a former Rainiers infielder – hit a two-out, two-strike, two-run homer off Tacoma closer Emiliano Fruto to tie the game. Tacoma scored three runs in the top of the 11th inning on a go-ahead RBI single by Ryan Christianson, and a two-out, two-run single by Asdrubal Cabrera. Sacramento loaded the bases in the bottom of the 11th, but Sean Green struck out Jack Cust to close out a 5-2 Rainiers win.

The Rainiers faced Nashville (75-69) in the PCL Championship Series, which opened at Greer Stadium on September 13. Nashville hit five home runs and won the opening game, 8-6. In Game Two, Tacoma made a season-high five errors and lost, 11-5.

The series moved to Cheney Stadium for Game Three, and the two teams played deep into the night. Finally, after four hours of play, a two-out error extended the top of the 13th inning and Nelson Cruz took advantage, launching a tape-measure three-run homer to give Nashville a 5-2 win, and a series sweep.

Cruz was named Most Valuable Player of the series, going 6-for-13 with three home runs and eight RBI.

Nashville Sounds 8, Tacoma Rainiers 6 Game One - September 13, 2005

	1	2	3	4	5	6	7	8	9	R	H	E
Tacoma	2	0	0	2	1	0	1	0	0	6	15	0
Nashville	0	1	0	3	2	2	0	0	x	8	12	0

Tacoma	AB	R	H	RBI	BB	SO
Choo, S, LF	4	2	3	0	1	0
Leone, 3B	4	1	1	2	0	1
Nunez, RF	4	0	2	1	0	0
Gonzalez, DH	5	1	2	1	0	2
Garciaparra, PR-DH	0	0	0	0	0	0
Rifkin, 1B	5	0	3	0	0	0
Brown, 2B	4	1	0	0	1	1
Bohn, T, CF	4	1	2	1	0	0
Rivera, C	4	0	1	0	0	1
Cabrera, A, SS	4	0	1	1	0	1
Totals	38	6	15	6	2	6

1-Run for Gonzalez in the 9th

BATTING

2B: Choo, S (1, Hendrickson)

HR: Gonzalez (1, 1st inning off Hendrickson, 0 on, 2 out), Leone (1, 5th inning off Hendrickson, 1 on, 0 out), Bohn, T (1, 6th inning off Evert, 0 on, 0 out)

TB: Choo, S 4; Leone 4; Nunez 2; Gonzalez 5; Rifkin 3;

Bohn, T 5; Rivera; Cabrera, A

RBI: Nunez (1), Gonzalez (1), Leone 2 (2), Bohn, T (1), Cabrera, A (1)

2-out RBI: Gonzalez; Cabrera, A

Runners left in scoring position, 2 out: Leone 2; Brown 2

S: Leone **SF:** Nunez **GDP:** Gonzalez

Team LOB: 9

BASERUNNING

SB: Bohn, T (1, 2nd base off Hendrickson/Rivera), Nunez (1, 2nd base off Hendrickson/Rivera)

Tacoma	IP	H	R	ER	BB	SO	HR
Livingston, B (L, 0-1)	5.0	8	6	6	0	5	5
Baek	3.0	4	2	2	0	2	0
Totals	8.0	12	8	8	0	7	5

Nashville	AB	R	H	RBI	BB	SO
Durrington, 1B	4	0	1	1	0	1
Krynzel, CF	4	0	0	0	0	1
Rottino, V, 3B	4	1	2	0	0	1
Zuniga, DH	4	2	2	3	0	0
Cruz, N, RF	4	2	2	2	0	0
Rivera, C	4	1	1	1	0	1
Knox, LF	4	0	0	0	0	2
Barnwell, 2B	4	1	2	0	0	0
Scarborough, SS	4	1	2	1	0	1
Totals	36	8	12	8	0	7

BATTING

2B: Scarborough (1, Baek)

HR: Cruz, N 2 (2, 2nd inning off Livingston, B, 0 on, 1 out; 4th inning off Livingston, B, 0 on, 0 out), Zuniga 2 (2, 4th inning off Livingston, B, 0 on, 0 out; 5th inning off Livingston, B, 1 on, 2 out), Rivera (1, 4th inning off Livingston, B, 0 on, 0 out)

TB: Durrington; Rottino, V 2; Zuniga 8; Cruz, N 8; Rivera 4; Barnwell 2; Scarborough 3

RBI: Cruz, N 2 (2), Zuniga 3 (3), Rivera (1), Scarborough (1), Durrington (1)

2-out RBI: Zuniga 2; Scarborough; Durrington

Runners left in scoring position, 2 out: Rottino, V; Krynzel

Team LOB: 4

BASERUNNING

SB: Durrington (1, 2nd base off Baek/Rivera)

FIELDING

DP: (Scarborough-Barnwell-Durrington)

Nashville	IP	H	R	ER	BB	SO	HR
Hendrickson (W, 1-0)	5.0	9	4	4	1	4	2
Evert	2.0	3	1	1	0	2	1
Zumwalt	0.2	1	1	1	1	0	0
Stetter	0.1	0	0	0	0	0	0
Adams (S, 1)	1.0	2	0	0	0	0	0
Totals	9.0	15	6	6	2	6	3

Ground outs-fly outs: Livingston, B 4-6, Baek 0-7, Hendrickson 7-4, Evert 0-3, Zumwalt 2-0, Stetter 0-1, Adams 1-2

Batters faced: Livingston, B 23, Baek 13, Hendrickson 24, Evert 8, Zumwalt 4, Stetter 1, Adams 5

Inherited runners-scored: Stetter 1-0

Umpires: HP: Dave Aschwege 1B: Jack Samuels. 2B: Kevin Kelley. 3B: Ramon Armendariz

Weather: 81 degrees, clear **Wind:** 7 mph, R to L

T: 2:48

Att: 4,091

THE 2005 RAINIERS: CRUZ, NASHVILLE TOO POWERFUL FOR TACOMA

Nashville Sounds 11, Tacoma Rainiers 5 Game Two - September 14, 2005

	1	2	3	4	5	6	7	8	9	R	H	E
Tacoma	2	0	0	0	1	2	0	0	0	5	7	5
Nashville	1	3	3	2	0	0	0	2	x	11	13	0
	AB	R	H	RBI	BB	SO						
Choo, LF	5	0	0	0	0	2						
Leone, 3B	4	2	1	1	1	0						
Nunez, Ab, RF	3	1	2	2	1	1						
Gonzalez, W, DH	4	0	1	0	0	1						
Brown, 2B	2	1	1	0	2	0						
Rifkin, 1B	4	0	0	0	0	1						
Christianson, C	3	0	0	0	0	1						
Bohn, CF	4	1	2	2	0	2						
Cabrera, SS	4	0	0	0	0	2						
Totals	33	5	7	5	4	10						

BATTING

2B: Nunez, Ab (3, Phelps)

HR: Nunez, Ab (1, 1st inning off Phelps, 1 on, 1 out), Leone (3, 5th inning off Phelps, 0 on, 2 out), Bohn (2, 6th inning off Phelps, 1 on, 2 out)

TB: Leone 4; Nunez, Ab 6; Gonzalez, W; Brown; Bohn 5

RBI: Nunez, Ab 2 (4), Leone (6), Bohn 2 (4)

2-out RBI: Leone; Bohn 2

Runners left in scoring position, 2 out: Gonzalez, W

Team LOB: 6

BASERUNNING

CS: Christianson (1, 2nd base by Phelps/Mosquera)

FIELDING

E: Foppert (1, pickoff), Christianson (1, throw), Brown (1, fielding), Green (1, throw), Leone (2, throw)

DP: (Heaverlo-Cabrera-Rifkin)

	IP	H	R	ER	BB	SO	HR
Tacoma							
Foppert (L, 0-1)	2.2	6	7	5	2	3	0
Green	1.1	2	2	0	0	1	0
Bumstead	2.0	1	0	0	0	3	0
Heaverlo	1.0	1	0	0	0	0	0
Kida	1.0	3	2	2	1	2	1
Totals	8.0	13	11	7	3	9	1

WP: Foppert, Bumstead HBP: Zuniga (by Foppert), Zuniga (by Kida), Christianson (by Phelps)

Ground outs-fly outs: Foppert 1-3, Green 3-0, Bumstead 1-3, Heaverlo 3-0, Kida 0-1, Phelps 3-7, Housman 2-3, Meyers 0-1

Batters faced: Foppert 16, Green 7, Bumstead 9, Heaverlo 3, Kida 8, Phelps 27, Housman 7, Meyers 4

Inherited runners-scored: Green 1-0

Umpires: HP: Jack Samuels. 1B: Kevin Kelley. 2B: Ramon Armendariz. 3B: Dave Aschwege

Weather: 83 degrees, partly cloudy Wind: 8 mph, Out to CF T: 2:50 Att: 5,230

Nashville Sounds 5, Tacoma Rainiers 2 Game Three - September 16, 2005

	1	2	3	4	5	6	7	8	9	10	11	12	13	R	H	E
Nashville	0	0	1	0	0	1	0	0	0	0	0	3	5	8	0	0
Tacoma	0	0	0	0	0	2	0	0	0	0	0	0	0	2	7	2
	AB	R	H	RBI	BB	SO										
Durrington, 1B	6	0	2	0	0	0										
Krynzel, CF	6	0	0	0	0	1										
Hart, 2B	4	1	0	0	2	0										
Zuniga, DH	5	1	1	0	1	2										
Cruz, RF	4	2	1	3	2	1										
Rivera, C	6	0	2	1	0	1										
Knox, LF	3	0	0	0	1	2										
Barnwell, 3B	5	0	0	0	0	0										
Scarborough, SS	5	1	2	1	0	0										
Totals	44	5	8	5	6	7										

BATTING

2B: Zuniga (3, Moss)

HR: Scarborough (2, 3rd inning off Moss, 0 on, 0 out), Cruz (4, 13th inning off Baek, 2 on, 2 out)

TB: Durrington 2; Zuniga 2; Cruz 4; Rivera 2; Scarborough 5

RBI: Scarborough (5), Rivera (3), Cruz 3 (11)

2-out RBI: Rivera; Cruz 3

Runners left in scoring position, 2 out: Barnwell; Krynzel 2 Team LOB: 7

BASERUNNING

SB: Rivera (1, 2nd base off Moss/Rivera, R)

CS: Durrington (2, 2nd base by Heaverlo/Rivera, R)

PO: Cruz (1st base by Moss)

	IP	H	R	ER	BB	SO	HR
Nashville							
Glover	6.2	5	2	2	1	6	0
Zumwalt	2.1	0	0	0	1	0	0
Adams	1.0	0	0	0	0	1	0
Evert (W, 1-0)	3.0	2	0	0	2	5	0
Totals	13.0	7	2	2	4	12	0

Tacoma

Moss 6.0 6 2 1 2 2 1

Fruto 2.0 0 0 0 1 2 0

Heaverlo 2.0 1 0 0 1 0 0

Green 2.1 0 0 0 1 3 0

Lorraine (L, 0-1) 0.1 0 2 0 1 0 0

Baek 0.1 1 1 1 0 0 1

Totals 13.0 8 5 1 6 7 2

IBB: Bohn (by Evert) HBP: Knox (by Moss)

Ground outs-fly outs: Glover 6-7, Zumwalt 3-4, Adams 1-1, Evert 2-2, Moss 5-7, Fruto 3-1, Heaverlo 1-4, Green 2-2, Lorraine 0-1, Baek 0-1

Batters faced: Glover 25, Zumwalt 8, Adams 3, Evert 13, Moss 24, Fruto 7, Heaverlo 7, Green 8, Lorraine 3, Baek 2

Inherited runners-scored: Zumwalt 1-0, Baek 2-2

Umpires: HP: Kevin Kelley. 1B: Ramon Armendariz. 2B: Dave Aschwege. 3B: Jack Samuels.

Weather: 60 degrees, partly cloudy Wind: 2 mph, Varies T: 4:05 Att: 5,233

	AB	R	H	RBI	BB	SO
Nashville						
Durrington, 1B	4	2	2	1	1	1
Krynzel, CF	5	1	3	0	0	1
Rottino, 3B	5	2	1	0	0	2
Nelson, LF	4	1	1	0	1	0
Zuniga, DH	3	2	1	0	0	0
Morris, 2B	4	1	2	1	1	1
Cruz, RF	5	1	2	3	0	2
Mosquera, C	4	0	0	0	0	1
Scarborough, SS	4	1	1	1	0	1
Totals	38	11	13	6	3	9

BATTING

2B: Cruz (1, Foppert), Nelson (2, Kida)

HR: Scarborough (1, 8th inning off Kida, 0 on, 0 out)

TB: Durrington 2; Krynzel 3; Rottino; Nelson 2; Zuniga;

Morris 2; Cruz 3; Scarborough 4

RBI: Cruz 3 (8), Durrington (5), Scarborough (4), Morris (5)

2-out RBI: Durrington; Cruz 2; Morris

Runners left in scoring position, 2 out: Mosquera;

Zuniga; Durrington; Cruz 2

GIDP: Cruz Team LOB: 8

BASERUNNING

SB: Durrington (2, 3rd base off Foppert/Christianson)

CS: Durrington (1, 2nd base by Foppert/Christianson)

FIELDING

DP: (Mosquera-Morris)

	IP	H	R	ER	BB	SO	HR
Nashville							
Phelps (W, 1-0)	6.0	5	5	5	4	7	3
Housman	2.0	1	0	0	0	1	0
Meyers	1.0	1	0	0	0	2	0
Totals	9.0	7	5	5	4	10	3

FRONT
OFFICE

CHENEY
STADIUM

2017 TRIPLE-A
ALL-STAR GAME

COACHES/STAFF

2017
RAINIERS

2016 SEASON
REVIEW

OPPONENTS

HISTORY &
RECORDS

MEDIA &
MISC.

THE 2010 RAINIERS: TACOMA SLUGGERS SWEEP MEMPHIS

In 2010, Tacoma won the PCL Championship on the field for the first time since 1969 – and had to do it all on the road. With Cheney Stadium unavailable due to renovation immediately following the conclusion of the regular season, the Rainiers were displaced for the playoffs.

After winning the Northern Division by 1.5 games over second-place Salt Lake, Tacoma (74-69) faced Sacramento in the best-of-five opening round. The Rainiers won the first two games at Sacramento's Raley Field, and then returned "home" – to Safeco Field in Seattle, as the Mariners were on a road trip and graciously allowed the Rainiers to use the ballpark.

The Rainiers needed a couple of days to get used to their new home – Sacramento won games three and four, forcing a deciding Game Five. Tacoma picked up the 4-1 win behind the outstanding pitching of Ryan Feierabend, who lasted eight innings and gave up just two hits for the win.

Tacoma advanced to the PCL Championship to face the Memphis Redbirds, but the Rainiers had a new problem: with the Mariners opening a homestand at Safeco Field, Tacoma could not play any games in the Pacific Northwest. The entire series was to be played at Autozone Park in Memphis, with Tacoma to act as the home team in the first two games.

The Rainiers blasted their way to a sweep of the Redbirds. Justin Smoak and Mike Wilson homered to back Blake Beavan in Game One, which Tacoma won 5-3. The Rainiers hit five home runs on the way to an 11-7 win in Game Two.

After the scheduled but now superfluous "travel day," the teams met for Game Three with Memphis now batting last. The result was the same: Tacoma hit four more home runs and secured a 10-6 victory in 11 innings, with Matt Mangini singling home the go-ahead run. Andy Baldwin, who tossed four shutout innings in the series, picked up the win.

Mike Wilson was named MVP of the series, homering in each of the three games while going 6-for-13 with seven RBI. All told, Tacoma launched 11 home runs in the three-game sweep,

The PCL Champions had one game left: the Triple-A National Championship Game, against the International League champion Columbus Clippers, played at Bricktown Ballpark in Oklahoma City. In front of a national television audience, Columbus jumped out to an early lead and never stopped hitting, collecting 19 hits in a 12-6 victory. Tacoma's lone highlight was David Winfree's two-run homer that briefly tied the game in the third inning, 3-3.

Tacoma Rainiers 5, Memphis Redbirds 3

Game One - September 14, 2010 - played at Autozone Park (Memphis, TN)

	1	2	3	4	5	6	7	8	9	R	H	E
Memphis	0	1	0	2	0	0	0	0	0	3	9	0
Tacoma	0	2	0	1	2	0	0	0	x	5	9	1

Memphis	AB	R	H	RBI	BB	SO
Rapoport, CF	5	0	1	0	0	0
Descalso, 2B	4	0	1	0	0	2
Craig, A, LF	3	0	0	0	1	2
Hamilton, 1B	4	0	2	0	0	2
Mather, RF	4	0	0	0	0	2
Cazana, DH	4	1	1	0	0	1
Gotay, 3B	4	1	1	0	0	1
Cruz, T, C	4	1	1	0	0	1
Solano, D, SS	4	0	2	2	0	1
Totals	36	3	9	2	1	12

BATTING

2B: Cazana (2, Beavan), Gotay (4, Beavan), Rapoport (1, Baldwin)

TB: Rapoport 2; Descalso; Hamilton 2; Cazana 2; Gotay 2; Cruz, T; Solano, D 2

RBI: Solano, D 2 (5) **2-out RBI:** Solano, D

Runners left in scoring position, 2 out: Mather; Hamilton

Team RISP: 3-for-9 **Team LOB:** 7

FIELDING

DP: (Descalso-Solano, D-Hamilton)

Memphis	IP	H	R	ER	BB	SO	HR
MacLane (L, 0-1)	4.1	8	5	5	1	4	2
Fick	1.2	1	0	0	1	1	0
Scherer	1.1	0	0	0	0	3	0
Rundles	0.2	0	0	0	0	1	0
Totals	8.0	9	5	5	2	9	2

Tacoma	AB	R	H	RBI	BB	SO
Ackley, 2B	4	0	0	0	0	0
Halman, CF	4	1	3	0	0	0
Mangini, 3B	4	1	1	0	0	2
Winfree, RF	3	1	1	0	1	1
Smoak, 1B	4	1	2	3	0	1
Wilson, M, LF	3	1	2	2	0	1
Carp, DH	3	0	0	0	1	1
Hulett, SS	4	0	0	0	0	2
Alfonzo, C	2	0	0	0	0	1
Totals	31	5	9	5	2	9

BATTING

HR: Smoak (1, 2nd inning off MacLane, 1 on, 0 out), Wilson, M (1, 4th inning off MacLane, 0 on, 0 out)

TB: Halman 3; Mangini; Winfree; Smoak 5; Wilson, M 5

RBI: Smoak 3 (3), Wilson, M 2 (2)

Runners left in scoring position, 2 out: Ackley; Hulett 2

SF: Wilson, M **GDP:** Mangini

Team RISP: 1-for-3 **Team LOB:** 6

FIELDING

E: Winfree (1, throw)

Tacoma	IP	H	R	ER	BB	SO	HR
Beavan (W, 1-0)	6.0	8	3	2	1	6	0
Baldwin	2.0	1	0	0	0	5	0
Cortes (S, 1)	1.0	0	0	0	0	1	0
Totals	9	9	3	2	1	12	0

HBP: Alfonzo (by MacLane)

Pitches-strikes: MacLane 84-56, Fick 28-17, Scherer 19-14, Rundles 7-5, Beavan 100-69, Baldwin 29-21, Cortes 12-8

Groundouts-flyouts: MacLane 4-4, Fick 0-4, Scherer 0-1, Rundles 1-0, Beavan 4-7, Baldwin 0-1, Cortes 1-1

Batters faced: MacLane 22, Fick 7, Scherer 4, Rundles 2, Beavan 27, Baldwin 7, Cortes 3

Inherited runners-scored: Fick 3-2

Umpires: HP: Casey Moser 1B: Will Robinson 2B: John Brammer 3B: Barry Larson

Weather: 86 degrees, cloudy Wind: 4 mph, L to R T: 2:45 Att: 4,041

THE 2010 RAINIERS: TACOMA SLUGGERS SWEEP MEMPHIS (CONTINUED)

Tacoma Rainiers 11, Memphis Redbirds 7

Game Two - September 15, 2010 - played at Autozone Park (Memphis, TN)

	1	2	3	4	5	6	7	8	9	R	H	E
Memphis	0	2	2	0	0	2	1	0	0	7	12	2
Tacoma	4	3	1	3	0	0	0	0	x	11	15	0

	AB	R	H	RBI	BB	SO
Memphis						
Rapoport, CF	4	0	1	1	0	0
Descalso, 2B	5	0	1	0	0	2
Craig, A, LF	4	2	2	0	1	0
Hamilton, 1B	4	1	1	2	0	2
Mather, RF	5	0	1	1	0	2
Cazana, DH	4	2	2	0	1	1
Gotay, 3B	4	2	2	0	0	2
Cruz, T, C	3	0	1	2	1	0
Solano, D, SS	4	0	1	1	0	0
Totals	37	7	12	7	3	9

BATTING

2B: Craig, A (2, 3rd inning, Speigner), Cruz, T (2, Robles)

HR: Hamilton (1, 3rd inning off Robles, 1 on, 1 out)

TB: Rapoport; Descalso; Craig, A; Hamilton 4; Mather;

Cazana 2; Gotay 2; Cruz, T 2; Solano, D

RBI: Cruz, T 2 (2), Hamilton 2 (4), Solano, D (6), Rapoport (3), Mather (5)

Runners left in scoring position, 2 out: Hamilton;

Rapoport; Cruz, T

SF: Rapoport GIDP: Craig, A

Team RISP: 3-for-10 Team LOB: 8

FIELDING

E: Hamilton (1, throw) Rapoport (1, throw)

DP: (Descalso-Solano, D-Hamilton)

	IP	H	R	ER	BB	SO	HR
Memphis							
Dickson (L, 0-1)	3.1	10	9	5	1	2	4
Perez, O	1.2	2	2	2	0	1	1
Norrick	0.1	2	0	0	1	1	0
Samuel	0.2	0	0	0	0	2	0
Reifer	1.0	1	0	0	0	1	0
Sanchez, E	1.0	0	0	0	1	1	0
Totals	8.0	15	11	7	3	8	5

WP: Robles HBP: Hamilton (by Robles)

Pitches-strikes: Dickson 69-47, Perez, O 22-17, Norrick 21-9, Samuel 12-7, Reifer 13-10, Sanchez, E 18-9, Robles

93-57, Snell 33-16, Speigner 30-21, Paredes 12-9, Patterson, S 6-6

Groundouts-flyouts: Dickson 2-4, Perez, O 1-2, Norrick 0-0, Samuel 0-0, Reifer 1-1, Sanchez, E 2-0, Robles 6-3,

Snell 1-1, Speigner 2-0, Paredes 1-0, Patterson, S 0-1

Batters faced: Dickson 22, Perez 7, Norrick 4, Samuel 2, Reifer 4, Sanchez 3, Robles 23, Snell 6, Speigner 8, Paredes 3, Patterson 2

Inherited runners-scored: Samuel 3-0, Paredes 1-0

Umpires: HP: Will Robinson 1B: John Brammer 2B: Barry Larson 3B: Casey Moser

Weather: 89 degrees, partly cloudy Wind: 8 mph, Varies T: 3:16 Att: 4,365

Tacoma Rainiers 10, Memphis Redbirds 6

Game Three - September 17, 2010 - played at Autozone Park (Memphis, TN)

	1	2	3	4	5	6	7	8	9	10	11	R	H	E
Tacoma	0	0	1	0	4	1	0	0	0	4	10	15	2	0
Memphis	2	0	0	0	2	0	0	0	0	0	6	13	0	0

	AB	R	H	RBI	BB	SO
Tacoma						
Ackley, 2B	5	2	2	1	1	1
Halman, CF	6	2	2	0	0	0
Mangini, 3B	5	2	3	1	1	2
Winfree, RF	4	2	1	3	1	1
Carp, DH	0	1	1	1	1	1
Smook, 1B	5	0	2	2	1	1
Wilson, M, LF	6	1	2	1	0	4
Hulett, SS	4	0	1	0	0	2
Dominguez, PR-SS	2	0	0	0	0	1
Alfonzo, C	5	1	1	1	0	3
Totals	47	10	15	10	4	16

BATTING

HR: Alfonso (1, 3rd inning off Walters, 0 on, 1 out), Ackley

(2, 5th inning off Walters, 0 on, 2 out), Winfree (2, 5th inning

off Walters, 2 on, 2 out), Wilson, M (3, 6th inning off Scherer,

0 on, 1 out)

TB: Ackley 5; Halman 2; Mangini 3; Winfree 4; Carp; Smook

2; Wilson, M 5; Hulett; Alfonso 4

RBI: Alfonso (2), Ackley (7), Winfree 3 (5), Wilson, M (7),

Mangini (4), Carp (5), Smook 2 (6)

2-out RBI: Ackley; Winfree 3

Runners left in scoring position, 2 out: Wilson, M; Dominguez, J

3 GIDP: Alfonso Team RISP: 5-for-10 Team LOB: 10

FIELDING

E: Mangini 2 (5, fielding, throw)

PB: Alfonso (2) DP: (Dominguez, J-Smook)

	IP	H	R	ER	BB	SO	HR
Tacoma							
Petit, Y	5.0	6	4	2	0	7	1
Varvaro	1.0	2	1	1	0	1	0
Paredes	0.1	2	1	1	0	1	0
Patterson, S	1.2	2	0	0	1	2	0
Baldwin (W, 1-0)	2.0	0	0	0	0	2	0
Lueke	1.0	1	0	0	1	1	0
Totals	11.0	13	6	4	2	14	1

WP: Walters 2 HBP: Carp (by Reifer), Winfree (by Sanchez, E)

Pitches-strikes: Petit, Y 80-62, Varvaro 18-12, Paredes 8-5, Patterson, S 32-20, Baldwin 24-16, Lueke 19-9, Walters 97-56,

Scherer 12-9, Rundles 20-12, Reifer 18-11, Kinney 28-18, Sanchez, E 34-19

Weather: 84 degrees, cloudy Wind: 6 mph, In from CF T: 3:50 Att: 6,709

	AB	R	H	RBI	BB	SO
Tacoma						
Ackley, 2B	5	1	1	0	0	0
Halman, CF	5	2	2	2	0	2
Mangini, 3B	5	1	0	0	0	1
Winfree, RF	4	2	3	1	1	0
Carp, DH	5	1	2	1	0	0
Smook, 1B	3	2	1	1	2	2
Wilson, M, LF	4	1	2	4	0	2
Hulett, SS	4	0	2	2	0	1
Alfonzo, C	4	0	2	0	0	0
Totals	39	11	15	11	3	8

BATTING

2B: Carp (1, Norrick)

HR: Halman (2, 2nd inning off Dickson, 1 on, 0 out), Carp (1,

2nd inning off Dickson, 0 on, 2 out), Hulett (1, 3rd inning off

Dickson, 0 on, 1 out), Winfree (1, 4th inning off Dickson, 0 on,

1 out), Wilson, M (2, 4th inning off Perez, 0, 1 on, 2 out)

TB: Ackley; Halman 5; Winfree 6; Carp 6; Smook;

Wilson, M 5; Hulett 5; Alfonso 2

RBI: Smook (4), Wilson, M 4 (6), Hulett 2 (4), Halman 2

(6), Carp (4), Winfree (2)

2-out RBI: Smook; Wilson, M 4; Hulett; Carp

Runners left in scoring position, 2 out: Alfonso 2; Hulett 2

GIDP: Carp Team RISP: 3-for-7 Team LOB: 7

FIELDING

DP: (Hulett-Ackley-Smook)

	IP	H	R	ER	BB	SO	HR
Tacoma							
Robles (W, 1-0)	5.0	6	4	4	2	4	1
Snell	1.0	2	2	2	1	1	0
Speigner	1.1	4	1	1	0	1	0
Paredes	1.0	0	0	0	0	2	0
Patterson, S	0.2	0	0	0	0	1	0
Totals	9.0	12	7	7	3	9	1

FRONT
OFFICE

CHENEY
STADIUM

2017 TRIPLE-A
ALL-STAR GAME

COACHES/STAFF

2017
RAINIERS

2016 SEASON
REVIEW

OPPONENTS

HISTORY &
RECORDS

MEDIA &
MISC.

ALL-TIME ROSTER (1960-2016)

A

Aardsma, David – 2011
 Abbott, Jeff – 2003
 Abbott, Kurt – 1992-93
 Abbott, Paul – 1997-99, 2001-02
 Abraham, Brian – 1981
 Ackley, Dustin – 2010-11, 2013
 Acre, Mark – 1994
 Adams, Mike – 1972, 1974
 Adamson, Joel – 1999
 Afenir, Troy – 1990-91
 Agudelo, Jorge – 2011
 Ahearn, Pat – 2000
 Akerfelds, Darrel – 1986-87
 Akers, Chad – 1999-2001
 Albuquerque, Al – 2016
 Albury, Vic – 1972-73, 1979
 Alcalá, Juan – 1999-2000
 Alcantara, Jose – 1978
 Aldrete, Mike – 1993
 Alexander, Chad – 2000-2001
 Alexander, Manny – 2001
 Alfonso, Eliezer – 2010
 Allietta, Bob – 1979-80
 Allison, Dana – 1990-94
 Almonte, Abraham – 2013-14
 Almonte, Denney – 2013
 Alomar, Rafael – 1961-62
 Alou, Jesus – 1963
 Alou, Matty – 1960, 1963
 Alston, Del – 1978-1980
 Altman, George – 1967
 Alusik, George – 1965
 Alvarado, Damien – 2000
 Alvarez, Ossie – 1960
 Amalfitano, Joe – 1963, 1966
 Amerson, Archie – 1977
 Andersen, Larry – 1979
 Anderson, Craig – 2003-2004
 Anderson, Dick – 1978
 Anderson, Matt – 2015
 Anderson, Ryan – 2000
 Andino, Robert – 2013
 Aoki, Nori – 2016
 Apana, Matt – 1995
 Appier, Kevin – 2006
 Arcia, Jose – 1972
 Arias, Jonathan – 2013-14
 Arias, Oliver – 2005
 Ariola, Tony – 1990
 Armas, Marcos – 1993-94
 Armstrong, Jim – 1969
 Arndt, Larry – 1989-90
 Arnold, Ron – 1984
 Arnsberg, Brad – 1993
 Aro, Jonathan – 2016
 Arroyo, Fernando – 1986
 Arroyo, Jack – 2006
 Arruda, Tom – 1962, 1964
 Arthur, Al – 1977
 Asher, David – 2007
 Ashman, Michael – 1985
 Atchison, Scott – 2000, 2002-06
 Atherton, Keith – 1982-83
 Ausman, Paul – 1976
 Auty, Tim – 2005
 Avery, Xavier – 2013-14
 Ayala, Bobby – 1996

B

Babitt, Shooty – 1982
 Baek, Cha-Seung – 2004-2007
 Baez, Flemming – 2008-2009
 Bair, Doug – 1986
 Baker, John – 2015
 Baker, Steve – 1982-83
 Baldwin, Andy – 2008-2010
 Balentien, Wladimir – 2007-08

Bando, Chris – 1989
 Bane, Eddie – 1974-77
 Bantz, Brandon – 2012-13
 Barber, Steve – 1970
 Barber, Terry – 1964
 Barclay, Curt – 1960
 Bard, Josh – 2010-11
 Barkett, Andy – 2003
 Barnes, Dick – 1972
 Baron, Steve – 2015-16
 Barron, Tony – 1995
 Barthol, Blake – 2001-2002
 Barton, Bob – 1963-64, 1967
 Barzilla, Phillip – 2008
 Bass, Randy – 1975-77
 Bathe, Bill – 1983-86
 Bathe, Bob – 1984-85
 Batista, Tony – 1993
 Bauer, Mark – 1985
 Baumgarten, Ross – 1983
 Bautista, Denny – 2011
 Bawcom, Logan – 2013-15
 Baxes, Mike – 1961
 Baxter, Mike – 2016
 Beach, Randy – 1975
 Beane, Billy – 1989
 Beard, Dave – 1981-82
 Beard, Garrett – 1993
 Beattie, Jim – 1978
 Beavan, Blake – 2010-14
 Bedard, Erik – 2010
 Beimel, Joe – 2015
 Belcher, Tim – 1987
 Bell, Kevin – 1981-82
 Beltran, Juan – 2006
 Bemis, Gregg – 1975-77
 Bengoechea, Brandy – 1994
 Benitez, Deybis – 2008
 Bennett, Dennis – 1968
 Bennett, Jim – 1983-84
 Benson, Charles – 1967
 Berblinger, Jeff – 1998
 Berenguer, Juan – 1979
 Bertotti, Mike – 1999
 Berumen, Andres – 1997-98
 Betancourt, Yuniesky – 2005, 09
 Bethke, Rick – 1976
 Betts, Todd – 2001
 Betzsold, James – 2001
 Bevel, Bobby – 2002
 Bibens-Dirkx, Austin – 2006
 Billingsley, Ben – 2009
 Birtsas, Tim – 1985-87
 Bishop, Bob – 1964-65
 Bitker, Joe – 1989-90
 Bittiger, Jeff – 1992
 Blackley, Travis – 2004, 2006
 Blatt, Rick – 1969
 Blakeley, Eric – 2005
 Blanco, Damaso – 1965
 Blanco, Ossie – 1971
 Blankenship, Lance – 1988-92
 Blash, Jabari – 2014-15
 Blasi, Nick – 2008
 Bloomquist, Willie – 2000, 02, 04
 Blowers, Mike – 1999
 Bobb, Randy – 1969
 Bocachica, Hiram – 2004
 Boccabella, John – 1967-68
 Bohn, TJ – 2005-06
 Boles, Carl – 1963-64
 Bolin, Bob – 1960
 Bonderman, Jeremy – 2013
 Bonham, Bill – 1971
 Bonilla, Denys – 1998
 Bonilla, Juan – 1980
 Bonilla, Leury – 2011-15
 Bonnici, James – 1996-97

Borchers, Rick – 1979-80
 Borders, Pat – 2001-2004
 Bordi, Rich – 1981, 1988-89
 Bordick, Mike – 1989-91
 Borgmann, Glenn – 1972-73
 Borrelli, Dean – 1993-94
 Bosetti, Rick – 1982
 Bosio, Chris – 1996
 Bostock, Lyman – 1974-75
 Boucher, Sebastian – 2007
 Bourque, Pat – 1971
 Bowie, Jim – 1994
 Bowman, Ernie – 1960-61
 Bradford, Sam – 2005
 Bradley, Bert – 1982-84
 Brady, Patrick – 2014-15
 Bragg, Darren – 1995-96
 Brandt, Adam – 2005
 Brant, Marshall – 1983
 Brantly, Rob – 2016
 Bray, Steve – 2010
 Breeding, Marv – 1967-68
 Breedon, Danny – 1971
 Breedon, Hal – 1971
 Brennan, Tom – 1979-80
 Brentz, Jake – 2016
 Bright, Harry – 1966
 Brilinski, Tyler – 1988-89
 Briscoe, John – 1991-93
 Brito, Jorge – 1989, 1991-92
 Brito, Tilson – 1998
 Brock, Russell – 1994
 Brock, Tarrik – 1998
 Broersma, Eric – 1986-87
 Broglio, Ernie – 1966
 Brooks, Mike – 1972-73
 Brosius, Scott – 1990-93
 Brosnan, Jason – 1996
 Brown, Bobby – 1978
 Brown, Curtis – 1987
 Brown, Darrell – 1982
 Brown, Hunter – 2005-06
 Brown, Jeff – 1968
 Brown, Ollie – 1965
 Brown, Randy – 1999
 Brown, Tom – 1979
 Browne, Byron – 1968
 Browne, Jerry – 1992-93
 Brumley, Mike – 1994
 Brundage, Dave – 1998
 Bryant, Derek – 1981
 Bryant, Don – 1966
 Bryant, Scott – 1996
 Buccheri, James – 1992-94
 Buccì, Mike – 1980
 Budaska, Mark – 1981
 Buglovsky, Chris – 2005
 Buhner, Jay – 1998, 2001
 Buhner, Shawn – 1999
 Buice, DeWayne – 1981-83
 Bullinger, Jim – 1998
 Bumstead, Michael – 2005
 Bunch, Melvin – 1999
 Burbach, Bill – 1972
 Burda, Bob – 1965
 Burdette, Fred – 1966
 Burgoon, Tyler – 2013
 Burk, Dean – 1970-71
 Burke, Chris – 2009
 Burke, Jamie – 2009
 Burns, Todd – 1986-88, 1991
 Burroughs, Sean – 2007
 Butcher, Mike – 1996
 Butera, Sal – 1975, 1977
 Butler, Bill – 1974, 1976-77
 Butler, John – 2002
 Butler, Rich – 2000
 Byerly, Bud – 1960-61

ALL-TIME ROSTER (1960-2016)

C

Cabrera, Antonio – 1985
 Cabrera, Asdrubal – 2005-06
 Cadaret, Greg – 1987
 Cage, Wayne – 1979-80
 Callahan, Benjamin – 1983
 Calmus, Dick – 1967-68
 Campbell, Bill – 1973
 Campbell, Kevin – 1991-93, 1995
 Campbell, Ron – 1966-68
 Campillo, Jorge – 2005, 2007
 Canseco, Jose – 1985
 Capps, Carter – 2012-13
 Cardenal, Jose – 1962, 1964
 Carlson, Don – 1962
 Carmel, Duke – 1965
 Carmona, Rafael – 1995-97, 1999-00
 Carp, Mike – 2009-2012
 Carrara, Giovanni – 2003
 Carraway, Andrew – 2012-14
 Carrera, Ezequiel – 2010
 Carroll, Mark – 1999
 Carter, Ezell – 1972
 Carter, Jeff – 1992
 Casey, Tim – 1990
 Castillo, Ruben – 2003
 Castro, Bill – 1982
 Castro, Fabio – 2011
 Castro, Ismael – 2006
 Castro, Jose – 1997
 Cate, Troy – 2003
 Catricala, Vinnie – 2012
 Caudill, Bill – 1987
 Caughey, Wayne – 1977
 Ceci, Sam – 1974
 Cedenio, Domingo – 1999
 Cerda, Jaime – 2007
 Champion, Mike – 1979-80
 Chapman, Nate – 1978
 Charlton, Norm – 2001
 Chavez, Endy – 2013-14
 Chavez, Raul – 1998-99
 Chen, Yung-Chi – 2007-2008
 Chiamparino, Scott – 1990
 Chiang, Chih-Hsien – 2012
 Chick, Travis – 2007-2008
 Chiles, Rich – 1979
 Chitren, Steve – 1990, 1992-93
 Cho, Hyung – 2005
 Choate, Don – 1960
 Choi, Ji-Ma – 2013-15
 Choo, Shin-Soo – 2005-06
 Chris, Michael – 1985
 Christensen, Jim – 1983
 Christian, Eddie – 1997
 Christianson, Ryan – 2004-05
 Christman, Tim – 2004
 Church, Len – 1967-71
 Cintron, Alex – 2009
 Cirillo, Jeff – 2003
 Citarella, Ralph – 1986
 Clark, Bryan – 1988-89
 Clark, Jermaine – 2001-2002
 Clark, Robert – 1987
 Clayton, Larry – 1968
 Clement, Jeff – 2006-2009
 Cloude, Ken – 1998-2000, 02-03
 Coachman, Pete – 1991
 Cochran-Gille, Trey – 2015
 Codioli, Chris – 1982, 1984, 1987
 Coffey, Todd – 2014
 Coggins, Frank – 1971
 Colborn, Jim – 1969, 1971
 Colbrunn, Greg – 2003
 Coleman, Casey – 2016
 Coleman, Trevor – 2011
 Collins, Don – 1980
 Collins, Mike – 2004

Collis, Rocky – 2006
 Colton, Larry – 1970
 Comstock, Keith – 1982
 Connors, Bill – 1966-67
 Connors, Greg – 2002-03
 Conroy, Tim – 1985
 Constable, Jim – 1963-64
 Converse, Jim – 1995
 Corbell, Charles – 1988
 Corcoran, Roy – 2008-2009
 Cordero, Chad – 2010
 Correia, Ron – 1991
 Corsi, Jim – 1988-90, 1992
 Cortes, Dan – 2010-11
 Cortez, Renee – 2006-2007
 Cosman, Jim – 1970-71
 Cotter, Aaron – 2007
 Cowan, Billy – 1966
 Cox, Bobby – 1966
 Cox, Jeff – 1981
 Cox, Larry – 1976
 Crabbe, Callix – 2009
 Cradle, Rickey – 1998
 Crow, Dean – 1997
 Cruceta, Francisco – 2005-06
 Cruz Jr., Jose – 1996-97
 Cruz, Fausto – 1993-94
 Cruz, Tommy – 1978
 Cuellar, Bobby – 1979-80
 Cummings, John – 1995
 Curnal, Jim – 1978
 Cutler, Brad – 1975
 Cyr, Eric – 2008

D

D'Acquisto, John – 1982
 Darwin, Jeff – 1995
 Dattola, Kevin – 1993
 Davey, Tom – 2000
 Daviault, Ray – 1961
 Davidson, Tom – 1969
 Davis, Ben – 2004
 Davis, Brock – 1970-71
 Davis, Don – 1966-67
 Davis, Jackie – 1963
 Davis, Jason – 2007
 Davis, Mike – 1981-82
 Davis, Tim – 1995-97
 Davison, Scotty – 1995-96
 Dawkins, Gookie – 2007
 Dawley, Bill – 1989
 De La Cruz, Jose – 2007
 De La Rosa, Maximo – 1998-99
 De Los Santos, Ramon – 1984
 Decker, Joe – 1968-69, 1971
 Decker, Steve – 1997
 Dees, Charlie – 1960
 De Filippis, Art – 1977
 DeFratus, Justin – 2016
 Delabar, Steve – 2011-12
 Delcarmen, Manny – 2011
 DeLeon, Luis – 1980
 Delgado, Danny – 1999
 Delgado, Jesus – 2009
 Delgado, Oscar – 2002
 Delucchi, Dustin – 2005
 Dempsey, Pat – 1981
 Dempsey, Rick – 1972
 Denker, Travis – 2010
 Derrick, Mike – 1972
 Diaz, Alex – 1995-96
 Diaz, Bo – 1979
 Diaz, Eddy – 1995-96
 Diaz, Victor – 2008
 Dickey, RA – 2008
 Dietrick, Pat – 1986, 1989-90
 Dietz, Dick – 1964-65
 Distaso, Alec – 1968, 1970

Dobbs, Greg – 2004-06
 Dominguez, Jeffrey – 2005, 2010
 Done, Juan – 2007
 Dorman, Rich – 2005-06, 2008
 Dorsett, Brian – 1986-87
 Dowling, Dave – 1966, 1968
 Downs, Brodie – 2007, 2009
 Doyle, Brian – 1978, 1981
 Dozier, Tom – 1985-87
 Drake, Ron – 1971
 Dressendorfer, Kirk – 1991
 Drinkwater, Sean – 1996
 Drumright, Keith – 1981-82
 Ducey, Rob – 1997
 Dudek, John – 1970
 Duffalo, Jim – 1960-61
 Dugger, Robert – 2016
 Duncan, Taylor – 1979
 Dunegan, Jim – 1969-71
 Dunigan, Joe – 2013
 Durango, Ariel – 1999
 Dybzinski, Jerry – 1979
 Dye, Scott – 1983
 Dye, Steve – 1988

E

Easley, Arnold – 1966-67
 Edwards, Dave – 1977
 Eichelberger, Tony – 1964
 Elia, Lee – 1967-69
 Elias, Roenis – 2014-15
 Ellis, Jim – 1967-68
 Ellis, Rob – 1979
 Ellison, Josh – 2004
 Embry, Byron – 2007
 Engel, Arlo – 1964
 Eppard, Jim – 1986
 Epperly, Tom – 1975-76
 Erickson, Andrew – 1964
 Eskew, Dan – 1991
 Espinoza, Alvaro – 1997
 Esquibel, Andres – 2009
 Estelle, Dick – 1964-65
 Estrada, Chuck – 1966
 Evans, Johnny – 1982
 Everidge, Tommy – 2010
 Evert, Brett – 2004-05
 Ewing, Ray – 1972
 Extrano, Jetsy – 2011
 Ezell, Glenn – 1972-73

F

Fairey, Jim – 1974
 Faison, Vince – 2004
 Falkenberg, Brian – 2001-2003
 Fanzone, Carmen – 1971
 Farley, Bob – 1960-61
 Farmer, Ed – 1983-84
 Farquhar, Danny – 2012-13, 2015
 Fast, Darcy – 1967-70
 Faul, Bill – 1966-67
 Feierabend, Ryan – 2007-08, 2010
 Feiner, Korey – 2008
 Felix, Lauro – 1994
 Felske, John – 1966, 1968
 Fermin, Felix – 1995
 Fernandez, Anthony – 2014
 Fernandez, Chico – 1967-68
 Fernandez, Jair – 2006
 Fernandez, Osvaldo – 1996
 Fernandez, Rafael – 2015
 Ferraro, Mike – 1973
 Ferrer, Sergio – 1974-75
 Fick, Chuck – 1983
 Fields, Bruce – 1990
 Fields, Josh – 2011
 Fife, Danny – 1973-74
 Figueroa, Ed – 1981-82

FRONT
OFFICE

CHENEY
STADIUM

2017 TRIPLE-A
ALL-STAR GAME

COACHES/STAFF

2017
RAINIERS

2016 SEASON
REVIEW

OPPONENTS

HISTORY &
RECORDS

MEDIA &
MISC.

ALL-TIME ROSTER (1960-2016)

Figueroa, Eduardo – 2000
 Figueroa, Luis – 2001, 2003
 Filia, Eric – 2016
 Fiorenza, Andrew – 2007
 Fisher, Eddie – 1960-61
 Fister, Doug – 2009-2010
 Fitzer, Lyn – 1970
 Fitzgerald, Brian – 2001-2002
 Flannery, Mike – 2005-06
 Flavin, John – 1966
 Fleetham, Ben – 1999
 Flener, Huck – 1999
 Fletcher, Tom – 1967
 Flores, Jose – 1999-2000
 Flores, Ramon – 2015
 Foppert, Jesse – 2005-06
 Ford, Darren – 2012
 Ford, Dave – 1983-84
 Fowler, Don – 1981-82
 Fox, Eric – 1990-94
 Fox, Matt – 2012
 Franklin, Nick – 2012-14
 Franklin, Ryan – 1997-2001
 Freeman, Corey – 2001
 Freeman, Mike – 2016
 Freese, Gene – 1968
 French, Luke – 2010-11
 Friedman, Jason – 1996
 Frulio, Tony – 1961
 Fruto, Emiliano – 2003, 2005-06
 Fry, Paul – 2016
 Fuentes, Brian – 2001
 Fuentes, Tito – 1964-65
 Fulmer, TA – 2004
 Funk, Frank – 1965
 Furbush, Charlie – 2012, 2016

G
 Gajkowski, Steve – 1997-98
 Gallagher, Al – 1965, 1967
 Gallego, Mike – 1982-84, 1986-87
 Gandolfo, Rob – 2002-03
 Garcia, Apolinar – 1988, 1991
 Garcia, Damaso – 1978
 Garcia, Freddy – 1998, 2000
 Garciaparra, Michael – 2005-06
 Garibaldi, Bob – 1963-65
 Garman, Mike – 1979
 Garrett, Adrian – 1981
 Garrett, Lynn – 1973
 Garrett, Shawn – 2008
 Garrido, Gil – 1961-65
 Garrison, Marv – 1980
 Garrison, Steve – 2012
 Garrison, Webster – 1991-93
 Garvin, Jerry – 1976
 Gary, Alex – 2006
 Gates, Brent – 1993, 1997
 Gatewood, Aubrey – 1968
 Gatlin, Mike – 1975
 Gaviglio, Sam – 2015-16
 Gebhard, Bob – 1973
 Gelfarb, Steve – 1981
 Gelnar, John – 1972
 Gerez, Francisco – 2004
 Germano, Justin – 2015
 Gernert, Dick – 1962
 Giambi, Jason – 1994
 Giddings, Wayne – 1985
 Gideon, Jim – 1976-77
 Gigon, Norm – 1966-67
 Gile, Don – 1963
 Gill, Ken – 1972-73
 Gillespie, Cole – 2014
 Gillheeny, James – 2013-15
 Gimenez, Chris – 2011
 Gipson, Charles – 1997-2000
 Glaser, Gordy – 1980

Glenn, John – 1963
 Glinatsis, George – 1995
 Goetz, John – 1961-63
 Goltz, Dave – 1972, 1974
 Gomez, Fabio – 1993
 Gomez, Luis – 1974, 1976-77
 Gonzalez, Wiki – 2004-05
 Goodwin, Danny – 1982-85
 Goossens, Greg – 1971
 Gorgas, Marvin – 2016
 Gorinski, Bob – 1975-76
 Gorman, Tom – 1988
 Gould, Clint – 1995-96
 Grabowski, Jason – 2001
 Graff, Milt – 1961-62
 Graham, Dan – 1977
 Grandas, Bob – 1981-82
 Gray, Gary – 1980
 Graybill, David – 1995
 Green, Nick – 2007
 Green, Otis – 1995
 Green, Sean – 2005-2007
 Gregg, Kevin – 2015
 Griffey Jr., Ken – 1995
 Griffey, Craig – 1997
 Gross, Wayne – 1986
 Grube, Jarrett – 2010-12, 2016
 Grunhard, Dan – 1992
 Gryboski, Kevin – 2000-2001
 Guetterman, Lee – 1995-96
 Guevara, Giomar – 1997, 1999
 Gualpe, Mayckol – 2015-16
 Guillen, Carlos – 1998, 2000, 2003
 Guinn, Brian – 1986
 Gura, Larry – 1969-71
 Guth, Bucky – 1972-73
 Gutierrez, Franklin – 2011-13, 15
 Guzman, Elpidio – 2004
 Guzman, Freddy – 2009
 Guzman, Johnny – 1991-93
 Guzman, Jose – 1996
 Guzman, Juan – 2006

H
 Haeger, Charlie – 2011
 Hain, Bill – 1961-63
 Hairston, John – 1969-70
 Halama, John – 2001-2002
 Hall, David – 2005
 Hall, Josh – 2009
 Hall, Tom – 1977
 Haller, Tom – 1960-61
 Halman, Greg – 2010-11
 Hamilton, Dave – 1981
 Hamulack, Tim – 2003
 Hancock, Garry – 1984
 Hands, Bill – 1963-65
 Haney, Todd – 1997
 Hanna, Preston – 1983
 Hannahan, Jack – 2010
 Hansen, Dave – 2005
 Hansen, Terrel – 1995
 Harikkala, Tim – 1995-98
 Harmon, Robert – 2007
 Harper, Brian – 1987, 2000
 Harris, Jeff – 2004-06
 Harris, LeRoy – 1966
 Harris, Reggie – 1991-92
 Harrison, Ron – 1984-85
 Hart, Corey – 2014
 Hart, Jim Ray – 1963
 Hartenstein, Chuck – 1966-68
 Hassey, Ron – 1979
 Haveman, Brandon – 2011
 Haydel, Hal – 1972
 Head, Dan – 2001
 Heath, Bill – 1969-70
 Heath, Mike – 1992
 Heaverlo, Dave – 1981-83
 Heaverlo, Jeff – 2000, 2003-05
 Hebert, Brock – 2014
 Heimer, Todd – 1979-80
 Heimueller, Gorman – 1981-84
 Heindold, Doug – 1978
 Helfand, Eric – 1994
 Hemond, Scott – 1990-92
 Henderson, Dave – 1992-93
 Henderson, Ken – 1964
 Henderson, Rod – 2000
 Henderson, Steve – 1987
 Henn, Sean – 2012
 Henriquez, Ralph – 2011-12
 Henry, Butch – 1999
 Hensley, Chuck – 1983
 Hensley, Steven – 2012-13
 Herbel, Ron – 1961-63, 1972
 Heredia, Guillermo – 2016
 Hermanek, John – 1968
 Hernandez, Carlos – 2000
 Hernandez, Felix – 2005, 2016
 Hernandez, Gabby – 2009
 Heron, Karl – 1960
 Hiatt, Jack – 1965
 Hibbs, Jim – 1970-71
 Hickman, Jim – 1968
 Hicks, John – 2014-15
 Hill, Donnie – 1983-84, 1989
 Hill, Nick – 2013-14
 Hill, Orsino – 1992
 Hillegas, Shawn – 1993
 Hiller, Chuck – 1961
 Hills, Rich – 1999
 Hinchliffe, Brett – 1998-99
 Hiser, Gene – 1970-71
 Hoane, Wes – 2000
 Hobson, Cam – 2015
 Hodges, Kevin – 1999-2001
 Hoerman, Jared – 2004
 Hokanson, Harry – 1965
 Holbert, Aaron – 1998, 2002
 Holcomb, Scott – 1989
 Holden, Dick – 1962
 Holdridge, David – 1997-99
 Holdsworth, Fred – 1981
 Holly, Jeff – 1977
 Holman, Brad – 1995
 Holt, Jim – 1972
 Holzemer, Mark – 1997
 Hooton, Burt – 1971
 Hoppe, Jim – 1973
 Horner, Jim – 2001-2004
 Horsman, Vince – 1993-94
 Hosley, Tim – 1982
 Hotchkiss, John – 1983-84
 House, Craig – 2003
 Howard, Christopher – 1995
 Howard, Doug – 1974
 Howard, Kevin – 2008
 Howard, Steve – 1989-90
 Howie, Mark – 1987
 Howitt, Dann – 1988, 1990-92
 Hrynio, Michael – 2006-2007
 Huber, Jon – 2006-2008
 Huckaby, Ken – 1998
 Huddgens, Dave – 1983-84
 Hudson, Bob – 1984
 Hughes, Jim – 1973-74, 1977
 Hughes, Terry – 1970-71
 Huisman, Justin – 2006
 Hulett, Tug – 2008, 2010
 Hull, Eric – 2009
 Hultzen, Danny – 2012-13
 Humphreys, Michael – 1995
 Hundley, Randy – 1964-65
 Hunt, Ken – 1966
 Hunter, Brian R. – 1996

ALL-TIME ROSTER (1960-2016)

Hunter, Kyle – 2016
Hurtado, Edwin – 1996-97

I

Ibanez, Raul – 1996-2000, 2004
Irwin, Dennis – 1978
Iwakuma, Hisashi – 2014-15

J

Jackson, Austin – 2015
Jackson, Ryan – 1999
Jacobs, Greg – 2004-05
Jacobsen, Bucky – 2004-05
Jacquez, Pat – 1970
Jaeckel, Paul – 1966
Jakubauskas, Chris – 2008-2009
James, Cleo – 1971
James, Dick – 1967, 1970
Jaramillo, Jason – 2013
Jarvis, Matt – 2001-2002
Javier, Stan – 1986-87
Jaycox, Greg – 1972
Jennings, Doug – 1988-91
Jestadt, Garry – 1970-71
Jimenez, Cesar – 2005-09, 2011-12
Jimenez, Jose – 2012
Jimenez, Luis – 2011-12
Jimenez, Manny – 1969
Jimenez, Miguel – 1993-94
Jimeron, Charlton – 2007-08
Johannessen-Ellis, Tommy – 2007
Johjima, Kenji – 2009
Johns, Doug – 1994
Johnson, Brent – 2008
Johnson, Clark – 1962
Johnson, Earl – 1999
Johnson, Frank – 1965
Johnson, Rett – 2003
Johnson, Rob – 2006-2008, 2010
Johnson, Roy – 1986-88
Johnson, Steve – 2016
Johnson, Tom – 1975-76
Johnson, Tyler – 2009
Johnson, Wallace – 1990
Johnston, Rex – 1965
Jones, Adam – 2006-2007
Jones, Clarence – 1966-68
Jones, Darryl – 1978
Jones, Gary – 1987-89
Jones, James – 2013-15
Jones, Jim – 1985-86, 1988
Jones, Jeff – 1982-84
Jones, P.J. – 2016
Jones, Ross – 1988
Jones, Sherman – 1960-61
Jordan, Ricky – 1996
Jorgensen, Randy – 1998
Jose, Felix – 1988-89
Joseph, Ricardo – 1962-63
Juelsgaard, Jarod – 1998
Jurak, Ed – 1988

K

Kaiser, Jeff – 1984-86
Kammeyer, Bob – 1978
Kaye, Justin – 2001-2002
Kazmar, Sean – 2011
Kearney, Bob – 1981-82, 1987
Kelley, Shawn – 2009-2012
Kelly, John – 2004
Kelly, Kenny – 2002-2003
Kelly, Tom – 1972-75, 1977
Kelly, Ty – 2013-14
Kennison, Kyle – 1998
Kensing, Logan – 2014-15
Ketchner, Ryan – 2002
Key, Chris – 2004-05
Kibler, Russ – 1986-87

Kida, Masao – 2005
Kickham, Mike – 2015
Kiefer, Steve – 1984-85
Killeen, Tim – 1993
Killingsworth, Kirk – 1988
King, Jerome – 1983
King, Kevin – 1995
Kingery, Mike – 1992
Kingman, Brian – 1982
Kingsale, Eugene – 2001-2002
Kinkade, Mike – 2008
Kinney, Dennis – 1982
Kinney, Josh – 2012-13
Kittredge, Andrew – 2013, 2015-16
Kivlehan, Patrick – 2015-16
Klink, Joe – 1988-89, 1996
Klutts, Mickey – 1981
Knapp, Mike – 1996
Knudson, Guido – 2016
Kohlscheen, Stephen – 2014
Kommink, Brad – 1991
Koonce, Cal – 1966
Koplit, Howie – 1964
Koplove, Mike – 2009-2010
Kramer, Joe – 1986
Kratz, Erik – 2015
Krause, Scott – 2002
Krenchicki, Wayne – 1987-88
Kroon, Marc – 1999
Krueger, Bill – 1984-87, 1995
Krueter, Chad – 1995
Krug, Everett – 1966
Kusick, Craig – 1973-75
Kuzmic, Craig – 2002-2003
Kyles, Stan – 1985-87

L

La Rose, Vic – 1968-69
LaFromboise, Bobby – 2012-13
LaHair, Bryan – 2006-2009
Lamabe, John – 1969
Lambert, Reese – 1988-90
Lambert, Tim – 1985-86
Lamp, Dennis – 1987
Lampkin, Tom – 2000
Landazuri, Stephen – 2015
Landry, Jacques – 2003
Landry, Leon – 2015
Langerhans, Ryan – 2010
Langford, Rick – 1984
Lanier, Hal – 1964
Lansford, Carney – 1991
Lansford, Joe – 1985-86
Larker, Norm – 1964
Larsen, Don – 1968
Latter, David – 1992
Law, Joe – 1987-90
Law, Ron – 1972
Law, Vance – 1991
Leach, Jalal – 1997, 2003
Lee, Cliff – 2010
Lee, Dae-Ho – 2016
Lee, Don – 1967
Lee, Zach – 2016
Lehr, Justin – 2007
Leiper, Dave – 1984-87, 1990, 94
Leiter, Mark – 1999
LeMaster, Johnnie – 1987
LeMay, Dick – 1960, 62, 1969-70
Lemons, Dave – 1969-70
Leone, Dominic – 2015
Leone, Justin – 2004-05
Lerner, Lewis – 1975
Leshner, Brian – 2000
Lewis, Darren – 1990
Lewis, Scott – 1995
Lezcano, Carlos – 1984
Liddi, Alex – 2011-13

Limonta, Johan – 2011-12
Lintz, Larry – 1979
Linzy, Frank – 1964
Lira, Felipe – 1997-98
Littleton, Larry – 1980
Littleton, Wes – 2010
Littlewood, Marcus – 2016
Littton, Greg – 1995
Liverpool, Marquise – 2006
Livingston, Bobby – 2005-06
Loberg, Tim – 1977
Lockhart, Keith – 1992
Lombardo, Earl – 1969
Lonchar, John – 1977
Looper, Aaron – 2003-04, 2006
Lopez, Albie – 2005
Lopez, Aquilino – 2002
Lopez, Danny – 2011
Lopez, Jose – 2004-05
Lopez, Mickey – 2003-04
Lorraine, Andrew – 1998, 2005
Lovenguth, Lynn – 1960-61
Lowe, Derek – 1996-97
Lowe, Mark – 2007, 2015
Lucas, Ed – 2016
Luce, Rob – 1999
Luebber, Steve – 1972-73, 75, 77
Lueke, Josh – 2010-11
Luetge, Lucas – 2013-15
Lundstedt, Tom – 1975
Lung, John – 1968-71
Lydy, Scott – 1993-94
Lysander, Rick – 1981
Lysgaard, Jim – 1978

M

Mabry, John – 2000, 2003
MacDougal, Mike – 2014
Machado, Robert – 2000
Mack, Chantz – 2014
Mack, Quinn – 1995
MacKenzie, Ken – 1964
Mackintosh, Jason – 2007
Maddux, Mike – 1997
Madritsch, Bobby – 2004
Maduro, Jorge – 2003-04
Magdaleno, Ricky – 2000
Maldonado, Carlos – 1994
Maldonado, Carlos – 1998
Maldonado, Felix – 1963
Mallory, Sheldon – 1979
Maloolf, Jack – 1976
Mandile, Tom – 1966-68
Maneely, Bob – 1976
Mangini, Matt – 2010-11
Manos, Pete – 1980
Manrique, Fred – 1991
Manuel, Charlie – 1973
Manuel, Robert – 2009
Manzanillo, Josias – 1997
Manzanillo, Ravelo – 1997
Maranda, Georges – 1961
Marichal, Juan – 1960
Marietta, Louis – 1983
Marquez, Jeff – 2012
Marte, Damaso – 1999
Marte, Ketel – 2014-16
Martin, Cody – 2016
Martinez, Gustavo – 2001-02, 04
Martinez, Manny – 1993-94, 1996
Mateo, Julio – 2002, 2007
Mathis, Joe – 1999
Matias, John – 1973
Mates, Francisco – 1994, 1999
Matos, Josue – 2002
Maurer, Brandon – 2013-14
May, Davis – 1976-77
Maynard, Scott – 1995, 2004

FRONT
OFFICE

CHENEY
STADIUM

2017 TRIPLE-A
ALL-STAR GAME

COACHES/STAFF

2017
RAINMERS

2016 SEASON
REVIEW

OPPONENTS

HISTORY &
RECORDS

MEDIA &
MISC.

ALL-TIME ROSTER (1960-2016)

McCall, Larry – 1978, 1980
 McCarthy, Greg – 1996-99
 McCarty, David – 1998
 McClain, Jim – 1962, 1964
 McClendon, Travis – 2000
 McCormick, Mike – 1973
 McCovey, Willie – 1960
 McCoy, Tim – 1990-91
 McDonald, Rusty – 1983-84
 McFadden, Leon – 1971
 McGinnis, Russ – 1988-90
 McGwire, Mark – 1986
 McKay, Dave – 1975-76, 1983
 McKnight, Jim – 1965
 McLaughlin, Bo – 1982, 1985
 McLaughlin, Joey – 1985-86
 McMahon, Ed – 1973
 McMath, Jim – 1969-70
 McNealy, Rusty – 1983
 Meacham, Rusty – 1996
 Meche, Gil – 1999-2000, 2004
 Mecir, Jim – 1995
 Medina, Yoervis – 2010, 13, 15
 Meeks, Tim – 1987-88
 Mejia, Erick – 2015
 Melson, Gary – 1979
 Menchaca, Eddy – 2002
 Meneses, Alex – 2007
 Menhart, Paul – 1996-97
 Mercado, Orlando – 1988
 Mercedes, Henry – 1990, 1992-94
 Mersch, Neal – 1978
 Messenger, Randy – 2008-2009
 Metzger, Roger – 1969-70
 Meyer, Dan – 1984
 Meyer, Jake – 2000-2002
 Meyers, Chad – 2003
 Meyers, LeRoy – 1966
 Mickolio, Kameron – 2007
 Mielke, Gary – 1991
 Milacki, Bob – 1995-96
 Millay, Keith – 1992
 Miller, Brad – 2013
 Miller, Corky – 2006
 Miller, Justin – 2011
 Miller, Russ – 1990
 Miller, Trevor – 2014
 Millette, Joe – 1997
 Mills, Brad – 2016
 Miner, Zach – 2014
 Minetto, Craig – 1981
 Minor, Blas – 1996
 Minor, Ryan – 2002
 Mitchell, Bobby – 1967
 Mitchell, D.J. – 2012-13
 Mize, Paul – 1981-82
 Mobley, Willie – 1968
 Mohler, Mike – 1994
 Molina, Izzy – 1992
 Monahan, Shane – 1997-2000
 Montane, Ivan – 2000
 Montero, Jesus – 2013-15
 Montgomery, Mike – 2015
 Montreuil, Al – 1969-71
 Monzant, Ray – 1960
 Monzon, Dan – 1974
 Monzon, Erick – 2006, 2009
 Moon, Brian – 2004
 Mooneyham, Bill – 1985-87
 Moore, Adam – 2009-2010, 2012
 Moore, Kelvin – 1981-83
 Morales, Johmbecker – 2015
 Morales, Willie – 1993
 Moran, Al – 1966
 Moran, Brian – 2012-13
 Morban, Jose – 2006
 Morban, Julio – 2014-15
 Moreta, Ramon – 2001

Morgan, Russ – 2000
 Morris, Danny – 1972
 Morrison, Logan – 2014
 Morrow, Brandon – 2008-2009
 Morse, Mike – 2005-07, 09, 13
 Mortimore, Travis – 2007
 Mosquera, Julio – 2003
 Moss, Damian – 2005
 Moss, Steve – 2009
 Mota, Manny – 1961
 Moyer, Jamie – 1997
 Mullen, Scott – 2005
 Munoz, Luis – 2009-2010
 Munson, Kevin – 2016
 Mura, Steve – 1985
 Murphy, Dwayne – 1987
 Murphy, Mike – 1999-2000
 Murphy, William – 1970
 Murray, Tom – 1968
 Musselman, Jeff – 1991-92
 Mustad, Eric – 1981-82
 Myers, Adrian – 2001, 2003
 Myers, Dennis – 1975
 Myers, Ed – 1983-84
 Myers, Randy – 2001
 Myette, Ken – 1968

N

Nady, Xavier – 2014
 Nageotte, Clint – 2004-06
 Nannini, Mike – 2006
 Narkleski, Steve – 1979
 Narron, Jerry – 1978
 Nasif, Ralph – 1973
 Navarro, Efen – 2016
 Navarro, Julio – 1960-62
 Navarro, Oswaldo – 2006-2009
 Neel, Troy – 1991-93
 Neill, Mike – 1994, 2000
 Nelson, Brad – 2009-2010
 Nelson, Joe – 2010
 Nelson, Jon – 2006-2008
 Nelson, Rob – 1986-87
 Nesbit, Michael – 2004
 Nettles, Jim – 1973, 1981-82
 Newby, Joey – 2009
 Newfield, Marc – 1995
 Newman, Ray – 1970-71
 Nicholson, Carl – 1979
 Noesi, Hector – 2012-13
 Noland, James – 1995
 Noriega, Gabriel – 2014
 Norrid, Tim – 1979-80
 Norris, Mike – 1983, 1989-90
 Norton, Greg – 2008
 Norton, Tom – 1973, 1975
 Norwood, Willie – 1976-77
 Nottebart, Don – 1970
 Nunez, Abraham – 2005
 Nunez, Isreal – 2007, 2009
 Nunez, Jhonny – 2013
 Nunez, Luis – 2007
 Nuno, Vidal – 2015

O

Obradovich, Jim – 1974
 O'Brien, Bob – 1973
 O'Brien, Charlie – 1984-85
 Ochoa, Blake – 2010
 O'Connell, Danny – 1960
 O'Flaherty, Eric – 2006-2008
 Ohka, Tomo – 2007
 Ojeda, Miguel – 2005
 Oldham, Tom – 2006
 Oliver, Dave – 1979-80
 Oliver, Joe – 2000
 Oliver, Nate – 1970
 Oliveros, Luis – 2008

Olivo, Miguel – 2005, 2012
 Olmos, Edgar – 2015
 Olson, Garrett – 2009-2010
 Olson, Tyler – 2015
 O'Malley, Shawn – 2015-16
 Ontiveros, Steve – 1984-85, 1987
 Orsino, John – 1961-62
 Ortiz, Jose – 1971
 Osteen, Gavin – 1992-94
 Otto, Dave – 1988-90
 Overton, Joe – 1965
 Owchinko, Bob – 1985
 Owens, Jerry – 2009

P

Pacheco, Alex – 1997
 Pagan, Emilio – 2016
 Pagan, Jose – 1960
 Page, Mitchell – 1981-82
 Pagel, Karl – 1980
 Palat, Ed – 1974-75
 Palazzolo, Steve – 2010
 Palmer, Matt – 2014
 Paniagua, Jose – 1998
 Paolini, Daniel – 2015
 Paquette, Craig – 1992-94
 Paredes, Edward – 2007, 2010-11
 Parker, Blake – 2016
 Parker, Clayton – 1991
 Parker, Terrence – 2006
 Parque, Jim – 2007
 Parrish, John – 2007
 Patrick, Bronswell – 1993-94
 Patterson, Corey – 2013
 Patterson, Dave – 1982
 Patterson, Scott – 2010-12
 Pauley, David – 2010, 2012
 Paxton, James – 2013-16
 Paxton, Mike – 1980
 Pazik, Mike – 1974-76
 Pedrique, Al – 1990
 Pecci, Jay – 2003
 Peek, Tim – 1992-93
 Peguero, Carlos – 2011-13
 Peguero, Julio – 1995-96
 Pellow, Kit – 2005
 Pena, Bobby – 1966
 Pena, George – 1967, 69, 1974-75
 Pena, Willy Mo – 2011
 Penalver, Luis – 1962
 Perez, Bill – 1989
 Perez, Oliver – 2012
 Perlozzo, Sam – 1977
 Perry, Bob – 1960-63
 Perry, Gaylord – 1960-63
 Petagine, Roberto – 2006
 Peters, Ricky – 1983-86
 Peterson, Cap – 1963, 1972
 Peterson, D.J. – 2015-16
 Petit, Yusemeiro – 2010
 Pettis, Gary – 1993
 Pevey, Marty – 1995
 Phifer, Ron – 1962
 Phillips, Anthony – 2010
 Phillips, Dick – 1960-62
 Phillips, J.R. – 2003
 Phillips, Tony – 1981-82, 85, 1987-88
 Phillips, Tony – 1995-96
 Phoenix, Steve – 1993-94
 Piche, Ron – 1968-69
 Pico, Jeff – 1991
 Pietroburgo, Rob – 1980
 Pina, Manny – 2014
 Pineda, Michael – 2010
 Pineda, Rafael – 2015
 Pineiro, Joel – 2000-2001, 2005
 Pirkil, Greg – 1995-96
 Pizzano, Dario – 2016

ALL-TIME ROSTER (1960-2016)

Pizzaro, Juan – 1971
 Pizzaro, Melvin – 2005
 Pledger, Kinnis – 1999
 Plews, Herb – 1965
 Plunk, Eric – 1985-87
 Podsednik, Scott – 2001-2002
 Poepping, Mike – 1975-76
 Pointer, Aaron – 1968-69
 Polidor, Gus – 1991-92
 Polinsky, Bob – 1978
 Polonia, Luis – 1986-88
 Popovich, Paul – 1966
 Powell, Boog – 2016
 Powell, Hosken – 1977
 Powers, John – 1963
 Poythress, Rich – 2013
 Pozo, Arquimede – 1995-96
 Pregrenzer, John – 1963-65
 Prescott, George – 1960
 Prettyman, Ronnie – 2007
 Pries, Jordan – 2014-16
 Procopio, Jim – 1966
 Proly, Mike – 1977
 Pryor, Buddy – 1989
 Pryor, Stephen – 2012-14
 Pulsipher, Bill – 2004
 Puryear, Nate – 1979
 Putz, JJ – 2002-2004, 2008
 Pyznarski, Tim – 1984

Q

Qualls, Jim – 1968-70
 Quinones, Luis – 1983
 Quintero, Humberto – 2014
 Quirk, Jamie – 1989
 Quiroz, Guillermo – 2006, 2009-10, 12

R

Raabe, Brian – 1997
 Raczka, Mike – 1990, 1992-93
 Radatz, Dick – 1967
 Radmanovich, Ryan – 1998-99
 Rajsich, Dave – 1978
 Rall, Tim – 2005
 Ralston, Bill – 1974-75
 Ramirez, Erasmo – 2011-14
 Ramirez, Horacio – 2007
 Ramirez, JC – 2015
 Ramirez, Jose – 2015
 Ramirez, Ramon – 2014
 Ramos, Domingo – 1978
 Ramsay, Rob – 1999-2001
 Ramsey, James – 2016
 Rapada, Clay – 2014
 Rasmussen, Rob – 2015
 Raudman, Bob – 1966-67
 Reberger, Frank – 1968
 Redfern, Pete – 1976
 Redman, Prentice – 2007-2009
 Reece, Thad – 1985-87
 Reed, Jeremy – 2004, 2007-08
 Reichert, Dan – 2005
 Reid, Jessie – 1989
 Reimer, Kevin – 1996-97
 Reitsma, Chris – 2007
 Relaford, Desi – 1995-96
 Rende, Sal – 1979-80
 Renfree, Matt – 2008
 Renfro, Marshall – 1960
 Renick, Rick – 1973-76
 Reser, Phil – 1970
 Retzer, Edwin – 1983
 Reuschel, Paul – 1971
 Reveira, Frank – 1960-62
 Reynolds, Archie – 1968-69
 Reynolds, Kevin – 2006-2007
 Rhodes, Dusty – 1960-63
 Rhomberg, Kevin – 1980

Rickey, Ralph – 1970-71
 Rico, Al – 1972
 Rifkin, Aaron – 2005
 Rijo, Jose – 1985, 1987
 Ring, Royce – 2011
 Risley, Bill – 1995
 Rivas, Danny – 1961-63
 Rivera, Mumba – 2008, 2010
 Rivera, Rene – 2004-06
 Rivero, Carlos – 2015
 Rivette, Scott – 2000
 Roach, Donn – 2016
 Robbins, Doug – 1993
 Roberson, Kevin – 1995
 Robertson, Andre – 1988
 Robertson, Daniel – 2016
 Robertson, Nate – 2011
 Robinson, Bruce – 1984
 Robinson, Jerry – 1963
 Robinson, Kerry – 1999
 Robinson, Trayvon – 2011-12
 Robisch, Jon – 1967
 Robles, Mauricio – 2010-12
 Roderick, Barry – 1973, 1976
 Rodriguez, Alex – 1995-96
 Rodriguez, Frank – 2000
 Rodriguez, Luis – 2011-12
 Rodriguez, Rick – 1983-87
 Rodriguez, Roberto – 1971
 Roe, Chaz – 2011
 Roenicke, Ron – 1986
 Rogelstad, Matt – 2003
 Rogers, Mark – 2014
 Rohrbach, Robert – 2007-08
 Rohn, Dan – 1987
 Rohrmeier, Dan – 1997-98
 Rojas, Minnie – 1963
 Rolison, Nate – 2002
 Rollins, David – 2015-16
 Romano, Tom – 1984-85
 Romero, Stefan – 2013-16
 Rose, Brad – 2004
 Ross, Gary – 1967-68
 Rossy, Rico – 1998
 Rowland-Smith, Ryan – 2007-10
 Royer, Stan – 1989
 Roznovsky, Vic – 1967
 Rubio, Jorge – 1967
 Rudolph, Ken – 1968, 1971
 Ruffin, Chance – 2012-14
 Ruggiano, Justin – 2015
 Runion, Tony – 2004

S

Sadowski, Ted – 1964
 Sachse, Matt – 1999
 Sain, Tom – 1976-77
 Sakata, Lenn – 1986
 Salkeld, Roger – 1995
 Sammons, Lee – 1991
 Sampson, Adrian – 2015-16
 Sanchez, Alejandro – 1987-88
 Sandel, George – 2004
 Sanders, Anthony – 2000
 Sandoval, Juan – 2007
 Santiago, Ramon – 2004-05
 Santin, Daniel – 2007
 Sardinias, Luis – 2016
 Sardinha, Bronson – 2008
 Sasaki, Kazuhiro – 2003
 Saul, Jim – 1967, 1970
 Saunders, Dennis – 1972
 Saunders, Doug – 1995-96
 Saunders, Joe – 2015
 Saunders, Michael – 2008-10, 2013-14
 Savastano, Scott – 2008, 2012-13
 Schaefer, Jeff – 1994
 Scheffer, Aaron – 1999-2000
 Schepel, Kyle – 2015
 Scherer, Doug – 1985
 Schlesinger, Bill – 1968
 Schmidt, Dave – 1992
 Schmitz, Dan – 1978
 Schock, Bill – 1991
 Schroder, Bobby – 1968
 Schurr, Wayne – 1963, 1966
 Schuster, Frank – 1974
 Schweiger, Brian – 2005-06
 Scott, Bob – 1967
 Scott, Dickie – 1989-90
 Scribner, Evan – 2016
 Seager, Kyle – 2011
 Sealy, Scot – 1995, 1997-99
 Sears, Todd – 2006
 Seberger, Mike – 1974, 1976
 Secrist, Don – 1971
 Seddon, Chris – 2009-2011
 Seelbach, Chris – 1998
 Seitzer, Brad – 1998-99
 Sena, Jandy – 2012
 Serrano, Wascar – 2002
 Serum, Gary – 1977
 Sexton, Jimmy – 1981-82
 Shaddy, Christopher – 1988
 Shank, Zach – 2015-16
 Shaver, Jeff – 1988-90
 Shaw, Curtis – 1994
 Sheets, Andy – 1995-97
 Shelen, Carl – 1965
 Shell, Steven – 2009-2010
 Shelton, Chris – 2009
 Sherman, Darrell – 1995
 Sherow, Dennis – 1982-83
 Sherrill, George – 2004-05
 Sherrod, George – 1968-71
 Shibilo, Andy – 2004
 Shikles, Larry – 1993
 Shipley, Joe – 1960
 Shockey, Scott – 1990, 1993
 Shoemaker, Scott – 2008
 Shotkoski, David – 1989
 Show, Eric – 1991
 Silva, Carlos – 2009
 Silvestre, Juan – 1997
 Simas, Bill – 2004
 Simmons, Enoch – 1994
 Simmons, Nelson – 1991
 Simons, Mitch – 1998
 Simpson, Allan – 2003
 Simpson, Corey – 2014
 Sinatro, Matt – 1987-88
 Sinclair, Steve – 1999-2000
 Sinner, Roger – 1963-64
 Sitton, Kraig – 2016
 Skidmore, Roe – 1969-70
 Slagle, Roger – 1978
 Slaughter, Sterling – 1966
 Sliwinski, Kevin – 1988
 Slusarski, Joe – 1990-94
 Smith, Carson – 2014
 Smith, Charley – 1969
 Smith, Chris – 2011
 Smith, Coleman – 1974-75
 Smith, Garry – 1978
 Smith, Jack – 1992
 Smith, Mark – 1983
 Smith, Paul – 1963-64
 Smith, Raymond – 1986
 Smith, Ryan – 1997
 Smith, Tim – 1992-94
 Smith, Tom – 1968
 Smith, Tyler – 2016
 Smithberg, Roger – 1993-94
 Smoak, Justin – 2010-14
 Snell, Ian – 2010

FRONT
OFFICE

CHENEY
STADIUM

2017 TRIPLE-A
ALL-STAR GAME

COACHES/STAFF

2017
RAINIERS

2016 SEASON
REVIEW

OPPONENTS

HISTORY &
RECORDS

MEDIA &
MISC.

ALL-TIME ROSTER (1960-2016)

Snelling, Chris – 2003, 2005-06
 Snopek, Chris – 2000
 Snow, Forrest – 2011-16
 Snyder, Brian – 1988-89
 Snyder, Jason – 2006
 Soderholm, Dale – 1974, 1976
 Soderholm, Eric – 1973
 Sofield, Rick – 1977
 Sojo, Luis – 1995
 Sommers, Dennis – 1965
 Soriano, Rafael – 2003-05
 Soriano, Fred – 1993
 Sosa, Jorge – 2008
 Souza, Justin – 2008
 Souza, Mark – 1981
 Sovde, Dick – 1962
 Spangler, Al – 1967, 1970
 Sparks, Joe – 1963-64
 Speed, Horace – 1979
 Speigner, Levalle – 2010
 Spencer, Sean – 1998-2000
 Spiezio, Scott – 2005
 Sprague, Ed – 2001
 Staiger, Roy – 1978
 Stanek, Al – 1964-65
 Stanton, Mike – 1979
 Stark, Denny – 2001, 2008-09
 Steenstra, Kennie – 1999
 Stephens, Gene – 1967
 Stephenson, Earl – 1971, 1974
 Stephenson, John – 1967
 Stephenson, Phil – 1984-85
 Stevens, Dave – 1999
 Stewart, Dave – 1986
 Stewart, Jimmy – 1966
 Stitt, Brian – 2003
 Stoddard, Bob – 1986, 1988
 Stone, Rocky – 1973, 1975
 Stoneman, Bill – 1967-68
 Storen, Drew – 2016
 Storm, Bob – 1973
 Stover, Joe – 1971
 Strausborger, Ryan – 2016
 Strebeck, Rick – 1990-91
 Strickland, Jim – 1972-73
 Strong, Jamal – 2003-05
 Stubing, Larry – 1961
 Sturtz, Tanyon – 1994
 Sucre, Jesus – 2013-16
 Suzuki, Mac – 1996-98
 Sveum, Dale – 1993
 Swiacki, Bill – 1982
 Sweeney, Brian – 99-00, 02-03, 10, 12-13
 Sweeney, Mike – 2010
 Szukala, Gary – 1969

T

Talton, Tim – 1963-64
 Tanner, Bruce – 1987, 1989
 Taormina, Sal – 1960
 Tapani, Kevin – 1986
 Tavarez, David – 2002
 Taylor, Aaron – 2003
 Taylor, Chris – 2014-16
 Taylor, Steve – 1978
 Taylor, Wayne – 2014
 Tejada, Wil – 1991
 Tellman, Tom – 1985
 Tenbrink, Nate – 2013-14
 Terrell, Jerry – 1972, 1975
 Terveen, Bryce – 2005
 Thames, Eric – 2013
 Thayer, Greg – 1975
 Thoma, Ray – 1985-86
 Thomas, Brad – 2007
 Thomas, Frank – 1966
 Thomas, Gerry – 1962-64
 Thomas, Jared – 2005
 Thomas, Juan – 2001-2002
 Thomas, Justin – 2008-2009
 Thomas, Roy – 1981
 Thompson, John – 1995
 Thompson, Marv – 1978
 Thornton, Matt – 2003-04
 Thorpe, Tracy – 2008

Throneberry, Faye – 1962-63
 Thrower, Keith – 1985-86
 Thurman, Gary – 1995
 Tiefenauer, Bob – 1968-69
 Tiefenthaler, Verle – 1960-61
 Tillman, Kerry – 1986
 Timmons, Ozzie – 1999
 Tinsley, Lee – 1997
 Todd, Jim – 1971
 Tolentino, Jose – 1985, 1987
 Tomko, Brett – 2000-2001
 Torres, Daniel – 2013
 Torres, Melqui – 2000
 Torres, Paul – 1997
 Torres, Salomon – 1995-96
 Torrez, Mike – 1984
 Traber, Billy – 2010
 Trail, Chet – 1969
 Triunfel, Carlos – 2011-13
 Tuasosopo, Matt – 2008-2011
 Turang, Brian – 1995
 Turman, Jason – 2001

U

Ugueto, Luis – 2002-2004
 Ulloa, Emmanuel – 2000, 2002
 Underwood, Jake – 1998
 Upham, John – 1967-68
 Urso, Sal – 1996
 Ust, Brant – 2007

V

Valbuena, Luis – 2005, 2008
 Valdez, Wilson – 2005
 Valenzuela, Benny – 1960-61
 Van Poppel, Todd – 1992-93
 Van Wyck, Jim – 1973-77
 Vargas, Jason – 2009
 Vargas, Julio – 1994
 Varitek, Jason – 1997
 Varvaro, Anthony – 2010
 Vasquez, Anthony – 2011-12
 Vasquez, Rafael – 1980
 Vasser, Luke – 1965
 Vazquez, Ramon – 1996, 2001, 10
 Veintidos, Juan – 1974-77
 Venditte, Pat – 2016
 Venegas, Alfredo – 2008
 Veres, Dave – 1990
 Vice, Darryl – 1990
 Villarreal, Oscar – 2008
 Villilo, Miguel – 2000
 Villone, Ron – 1995
 Vogelbach, Dan – 2016
 Von Ohlen, Dave – 1986-88
 Vosberg, Ed – 1994
 Vossler, Dan – 1973-74

W

Waggoner, Jim – 1991
 Wagner, Mark – 1984
 Wagner, Matt – 1995-96
 Wagner, Michael – 2007
 Wakamatsu, Don – 1995-96
 Walker, Taijuan – 2013-14, 2016
 Walton, Bruce – 1989-92
 Walton, Danny – 1974-75
 Wang, Chien-Ming – 2015
 Ward, Bryan – 2004
 Ward, Chris – 1970
 Ward, Gary – 1977
 Ward, Jay – 1977
 Ward, Kevin – 1990
 Warren, Mike – 1983-85
 Warwick, Carl – 1966
 Wathan, Dusty – 1998, 2000
 Watson, Mark – 2000-2002
 Wear, Greg – 2003-04
 Weaver, Eric – 1999
 Weber, Darrell – 1965
 Weber, Jake – 2002
 Weber, Weston – 1989-92, 1995
 Weekley, Johnny – 1960, 1962
 Weiss, Walt – 1987, 1989, 1992
 Wells, Casper – 2012

Wells, Jared – 2008-2009
 Werle, Bill – 1960-61
 Werly, Jamie – 1978
 Wernig, Pat – 1991
 Werth, Dennis – 1978
 Wertz, Bill – 1996
 White, Jesse – 1966
 White, Mike – 1967-69
 White, Rick – 2007
 White, Sean – 2007-2010
 Widger, Chris – 1995-96
 Wieland, Joe – 2016
 Wihtol, Sandy – 1979-80
 Wiley, Mark – 1972-76
 Wilfong, Rob – 1976-77
 Wilhelmson, Tom – 2013, 2015-16
 Wilkerson, Curtis – 1995
 Wilkins, Eric – 1980
 Wilkins, Rick – 1997
 Wilkinson, Bill – 1992
 Wilkinson, Don – 1970
 Willard, Jerry – 1986-87, 1995.
 Willhite, Nick – 1968
 Williams, George – 1965
 Williams, Jeff – 1995
 Williams, Randy – 2003-04
 Williams, Todd – 1999-2000
 Williamson, Scott – 2008
 Wilson, Bill – 1960
 Wilson, Craig – 2008
 Wilson, Dan – 2000
 Wilson, Jack – 2010
 Wilson, Josh – 2009-2010
 Wilson, Mike – 2009-2012
 Wilson, Neil – 1960-62
 Winfree, David – 2010
 Witmeyer, Ron – 1990-93
 Witte, Trey – 1996-97
 Woerman, Joe – 2005, 2008
 Wojna, Edward – 1990
 Wolcott, Bob – 1995-97
 Womack, Josh – 2008
 Woodard, Mike – 1983-84
 Woods, Al – 1976
 Woods, Jake – 2007-08
 Woodward, Chris – 2009-2010
 Wooten, Greg – 2001-2002
 Worrell, Mark – 2010
 Wright, Dan – 2006
 Wright, Jesse – 1979
 Wright, Chris – 2003
 Wright, Ron – 2002

X

Xavier, Joe – 1988

Y

Yancy, Hugh – 1979
 Yelding, Eric – 1996
 Yepez, Jose – 2010-11
 Yepez, Mario – 2012
 Young, Curt – 1983-86, 1993
 Young, Don – 1966, 1970
 Young, Ernie – 1994
 Young, Matt – 1989
 Young, Ray – 1990, 1994
 Youngbauer, Scott – 2006

Z

Zahn, Paul – 1971
 Zancanaro, David – 1992
 Zanni, Dom – 1960-61
 Zapata, Juan – 2006
 Zapp, AJ – 2004
 Zaske, Jeff – 1988
 Zeber, George – 1978
 Zimmerman, Jordan – 1999-2001
 Zimmerman, Mike – 1996
 Zinter, Alan – 1997
 Zorn, Dean – 2005-06
 Zuniga, Tony – 2004
 Zunino, Mike – 2013, 2015-16
 Zych, Tony – 2015-16



MEDIA & MISCELLANEOUS

2017 TACOMA RAINIERS MEDIA GUIDELINES

CONTACT INFORMATION: All requests and questions should be addressed to: **Brett Gleason, Media and Communications Manager, (253) 722-2027, bgleason@tacomarainiers.com.**

MEDIA CREDENTIALS: 2017 Tacoma Rainiers media credentials will be issued only to accredited members of the media. Season credentials will be issued only to legitimate news gathering organizations that cover the Rainiers on a daily basis. To apply for season media credentials, please complete and return a requested 'Media Credential Application' form and a signed Minor League Baseball 'Terms and Conditions of Credentials for Minor League Baseball Events' form. **The Rainiers will be very selective in issuing season credentials to online-only publications; however, those denied may apply for daily credentials.**

Daily credentials will be issued to those individuals or organizations who do not qualify for season credentials, including freelance writers, most bloggers and reporters for weekly/monthly shows and publications. Daily credentials will also be issued to radio and TV stations when the need arises for extra pre/post-game personnel and to newspaper reporters providing extra coverage. Once a daily credential request is approved and on file, the Rainiers require at least a **24-hour notice** for all daily credential requests. All weekend requests should be made by 3 p.m. on the Thursday prior.

Credential requests can be sent via email to bgleason@tacomarainiers.com, by fax to (253) 722-2044 or by mail to: Communications Dept., Cheney Stadium, 2502 S. Tyler St., Tacoma, WA, 98405 on company letterhead from the sports editor/director/producer. Under no circumstances are media credentials to be transferred from person to person without the expressed permission and approval of the Tacoma Rainiers communications department. Violation of this policy may result in the informing of the Pacific Coast League office, dismissal of the media member from Cheney Stadium and confiscation of the violator's media credential.

MEDIA CREDENTIAL PICKUP: Upon approval of credential request, media members may pick up daily credentials at the Cheney Stadium Box Office Will Call window during normal business hours or beginning at 10 a.m. on day of game. A valid photo ID will be required upon pickup. Any special pickup requests should be sent via email to bgleason@tacomarainiers.com.

MEDIA PARKING: There will be a limited number of media parking spots made available for every Rainiers game. All media members with credentials for a given game will have their names placed on a parking list. Those picking up daily credentials will have their names added to the parking list only if they have provided a 24-hour notice.

PRESS BOX: The press box is located along the third base side of Cheney Stadium on the ballpark's second level, and opens three hours prior to first pitch. It is a working press box for **WORKING MEMBERS OF THE MEDIA ONLY**. Due to space limitations, there is always a possibility that credentialed media will not be stationed in the press box but at an auxiliary area. The Rainiers have wireless internet access available for those in the press box as well as those assigned to the auxiliary area. Rosters, lineups, game notes, and team statistics will be available in the press box two hours prior to the scheduled game time.

CLUBHOUSE ACCESS: Only properly credentialed media members may gain access to the clubhouse. Both the Rainiers and visiting team clubhouses are located on field level. The home dugout is located on the third-base side and the visitors' dugout along the first-base side. **MEDIA MEMBERS ARE NOT PERMITTED IN THE TRAINING ROOM OR EQUIPMENT ROOM AT ANY TIME.** In accordance with the regulations designated by Major League Baseball, the clubhouse is open to properly credentialed media members 3-1/2 hours prior to the start of the game and closes an hour prior to the game. The clubhouse areas are also closed when the teams are on the field, unless previously approved by the Rainiers. Following the game, the clubhouse will open approximately 15 minutes following the final out. Access is prohibited between games of a doubleheader and during rain delays.

FIELD ACCESS: Appropriately credentialed media are permitted access to the field and dugout areas, but are required to stay on the warning track, particularly when the team is taking batting practice. Media must leave the field and dugout areas no later than one hour prior to game time.

MEDIA GUIDES, GAME NOTES, AND STATISTICS: Rainiers media guides can be obtained from the Rainiers in the press box. Rainiers game notes and statistics will be made available in the press box prior to the start of the game. To receive games notes in your inbox daily, please email **Media and Communications Manager Brett Gleason** at bgleason@tacomarainiers.com.

MEDIA INTERVIEWS: Rainiers players and coaches can be made available for interviews prior to on-field stretching and following batting practice. Interviews cannot be conducted during batting practice. Media members wishing to do an off-site interview or a feature story should contact the Rainiers no later than 72 hours prior to the scheduled interview time. The media is asked to be respectful of the players' pre-game schedule when requesting an interview. No one will be permitted to interview starting pitchers pre-game on the day of their start.

PHOTO WELLS: Photo wells are located at the end of each dugout. Photographers must request usage 24-hours in advance using the guidelines outlined under Media Credentials above. Photographers are not permitted in the actual dugout area or on the field once the game begins. Please wait until the end of the inning to move to or from these areas.

USE OF PHOTOGRAPHY: Media outlets needing use of Rainiers photography may contact the communications department at (253) 722-2027 or via email at bgleason@tacomarainiers.com. Accredited media members may use Rainiers photographs for non-endorsement projects only.

AUTOGRAPH POLICY: Under no circumstances are credentialed media members permitted to seek autographs on the field of play or in either clubhouse. Violation of this policy will result in the dismissal of the media member from Cheney Stadium and confiscation of the violator's media credential.

CAMERAS IN THE CLUBHOUSE: Videographers are permitted in the Rainiers clubhouse following the game only, and must be accompanied by a reporter. Still photography is not permitted clubhouse access at any time.



MIKE CURTO

TACOMA RAINIERS BROADCASTER

CURTO'S CAREER SUMMARY

- Enters his 19th season as the Rainiers radio play-by-play announcer after joining the team in 1999.
- In 2011, 2012, and 2015 filled in as an announcer on the Seattle Mariners Radio Network.
- Prior to joining the Rainiers, served as the play-by-play announcer for the Rancho Cucamonga Quakes of the California League, Bend (OR) Bandits of the Western Baseball League and the Lafayette (IN) Leopards of the Great Central League.
- Graduated from the University of California at Berkeley in 1992 with a degree in English Literature.
- While at Cal, served as the sports director at student radio station KALX.
- Spent two years after college selling season tickets and luxury suites for the San Francisco Giants.
- Resides in Tacoma where he enjoys reading and playing poker in his spare time.
- Originally from Menlo Park, CA.

2017 TACOMA RAINIERS BROADCAST INFORMATION

SOUTH SOUND SPORTS 850 AM is under contract to carry Rainiers broadcasts throughout the 2017 season.

South Sound Sports will broadcast all 142 Rainiers games, both at home and when the team plays on the road.

The Rainiers Pre-Game Show begins 15 minutes prior to the start of first pitch, and the Rainiers Post-Game Show begins immediately following the final out.



BATTING & INFIELD PRACTICE SCHEDULES

7:00 PM GAME TIME	ON FIELD	OFF FIELD
Rainiers Infield.....	4:00 PM.....	4:15 PM
Rainiers BP	4:15 PM.....	5:15 PM
Visitors BP	5:15 PM.....	6:00 PM
Visitors Infield	6:00 PM.....	6:15 PM
6:00 PM GAME TIME	ON FIELD	OFF FIELD
Rainiers Infield.....	3:00 PM.....	3:15 PM
Rainiers BP	3:15 PM.....	4:15 PM
Visitors BP	4:15 PM.....	5:00 PM
Visitors Infield	5:00 PM.....	5:15 PM
5:00 PM GAME TIME	ON FIELD	OFF FIELD
Rainiers Infield.....	2:00 PM.....	2:15 PM
Rainiers BP	2:15 PM.....	3:15 PM
Visitors BP	3:15 PM.....	4:00 PM
Visitors Infield	4:00 PM.....	4:15 PM
1:30 PM GAME TIME	ON FIELD	OFF FIELD
Rainiers Infield.....	12:15 PM.....	12:30 PM
Rainiers BP	10:45 AM.....	11:30 AM
Visitors BP	11:30 AM.....	12:15 PM
Visitors Infield	12:30 PM.....	12:45 PM
11:30 AM GAME TIME	ON FIELD	OFF FIELD
Rainiers Infield.....	10:30 AM.....	10:40 AM
Rainiers BP	CAGE.....	CAGE
Visitors BP	9:30 PM.....	10:15 PM
Visitors Infield	10:40 PM.....	10:50 PM

MEDIA NOTES

CHENEY STADIUM SEATING GUIDE

-  WOMEN'S RESTROOM
-  MEN'S RESTROOM
-  GUEST SERVICES
-  CONCESSIONS
-  BOX OFFICE
-  ELEVATOR
-  ATM

-  DUGOUT CLUB
-  KeyBank SUMMIT CLUB
-  RESERVED
-  ADA SEATING
-  GROUP AREAS
-  GRASS AREAS
-  Mary Bridge Children's Hospital Family Pavilion
-  CONCESSIONS
-  BEER STAND



CHENEY STADIUM TICKET INFORMATION

Tickets may be purchased in person at the Cheney Stadium Box Office, located at the front of the ballpark, or over the phone by calling 1-800-745-3000. To purchase tickets online or to locate additional ticketing information, please visit www.tacomarainiers.com or email tickets@tacomarainiers.com.

Ticket office hours are:

Game Days

Monday - Friday: 10 a.m. - 7th Inning

Saturday: 10 a.m. - 7th Inning

Sunday: 10 a.m. - 7th Inning

Non-Game Days

Monday-Friday: 10 a.m. - 5 p.m.

Saturday and Sunday: Closed

Directions to Cheney Stadium:

From I-5, take exit 132 to Highway 16 West. Follow the 19th Street East exit and merge right onto 19th street. Make a right onto Clay Huntington Way and follow it into the Cheney Stadium Parking Lot.

Rainiers

2017

SEASON SCHEDULE

TRIPLE-A AFFILIATE OF THE SEATTLE MARINERS



HOME OF THE 2017 TRIPLE-A ALL-STAR GAME

APRIL

SUN	MON	TUE	WED	THU	FRI	SAT
						1
2	3	4	5	6 7:05	7 7:05	8 7:05
				SAC	SAC	SAC
9 1:05	10 7:05	11 7:05	12 7:05	13 7:05	14 7:05	15 5:05
SAC	SAC	ELP	ELP	ELP	ELP	ABQ
16 1:35	17 11:35	18 5:35	19 5:35	20 5:35	21 6:05	22 6:05
ABQ	ABQ	ELP	ELP	ELP	ABQ	ABQ
23 12:35	24 5:35	25 10:05	26	27 7:05	28 7:05	29 5:05
ABQ	ABQ	ABQ		SAC	SAC	SAC
30 1:35						
SAC						

MAY

SUN	MON	TUE	WED	THU	FRI	SAT
	1 6:05	2 7:05	3 10:35	4 7:05	5 7:05	6 5:05
	SAC	LV	LV	LV	LV	NO
7 1:35	8 6:05	9 6:05	10	11 7:05	12 7:05	13 5:05
NO	NO	NO		RR	RR	RR
14 1:35	15	16 4:35	17 7:05 AM PST	18 4:35	19 5:05	20 5:05
RR		OMA	OMA	OMA	IOW	IOW
21 11:05	22 10:05	23 6:05	24 11:35	25 7:05	26 7:05	27 5:35
IOW	IOW	FRE	FRE	FRE	FRE	SL
28 5:35	29 5:35	30 11:05	31			
SL	SL	SL				

JUNE

SUN	MON	TUE	WED	THU	FRI	SAT
				1 7:05	2 7:05	3 7:05
				FRE	FRE	FRE
4 1:05	5 6:05	6 6:05	7 11:35	8 7:05	9 7:05	10 7:05
FRE	RNO	RNO	RNO	LV	LV	LV
11 1:35	12	13 6:05	14 6:05	15 6:05	16 6:05	17 7:05
LV		ELP	ELP	ELP	ELP	SL
18 1:35	19 6:05	20 6:05	21	22 7:05	23 7:05	24 7:05
SL	SL	SL		RNO	RNO	RNO
25 1:05	26 6:05	27 6:05	28 7:05	29 7:05	30 7:05	
RNO	LV	LV	LV	LV	ABQ	

All game times are Pacific Standard Time. For tickets, merchandise, up-to-date stats and info visit tacomairainiers.com. South Sound Sports 850 AM is the broadcast station for Rainiers baseball.

JULY

SUN	MON	TUE	WED	THU	FRI	SAT
						1 7:05
						ABQ
2 1:35	3 7:05	4 6:35	5 7:05	6 7:05	7 7:05	8 7:05
ABQ	ABQ	RNO	RNO	RNO	SAC	SAC
9 1:05	10	11	12	13 7:05	14 7:05	15 7:05
SAC	ALL-STAR WEEK, TACOMA			FRE	FRE	FRE
16 1:35	17 6:05	18 6:05	19 6:05	20 11:05	21 7:05	22 7:05
FRE	ABQ	ABQ	ABQ	ABQ	SAC	SAC
23 1:35	24 11:35	25 5:40	26 11:30	27 5:40	28 6:00	29 5:05
SAC	SAC	COS	COS	COS	COS	OKC
30 4:05	31 5:05					
OKC	OKC					

AUGUST

SUN	MON	TUE	WED	THU	FRI	SAT
		1 5:05	2	3 7:05	4 7:05	5 7:05
		OKC		MEM	MEM	MEM
6 1:35	7 7:05	8 11:35	9 7:05	10 7:05	11 7:05	12 7:05
MEM	NAS	NAS	NAS	NAS	RNO	RNO
13 1:35	14 7:05	15 6:05	16 6:05	17 6:05	18 5:35	19 7:05
RNO	RNO	SL	SL	SL	SL	ELP
20 1:35	21 7:05	22 7:05	23	24 7:05	25 7:05	26 7:05
ELP	ELP	ELP		FRE	FRE	FRE
27 5:05	28 7:05	29 7:05	30 7:05	31 7:05		
FRE	SL	SL	SL	SL		

SEPTEMBER

SUN	MON	TUE	WED	THU	FRI	SAT
					1 7:05	2 7:05
					LV	LV
3 7:05	4 12:05	5	6	7	8	9
LV	LV					

- HOME
- FIREWORKS
- THIRSTY THURSDAY
- LITTLE CAESARS FAMILY MEAL DEAL
- THROWBACK WEEKEND
- SALUTE TO ARMED FORCES DAY
- COLOR CHENEY CRIMSON
- ROAD
- NW BREW WEDNESDAY
- SILVER BULLET SATURDAYS
- CHICK-FIL-A BRING THE HERD SUNDAYS
- K-9 INNINGS
- PAINT THE PARK PURPLE
- FIRST RESPONDERS NIGHT
- PINK AT THE PARK

ABQ - Albuquerque Isotopes
COS - Colorado Springs Sky Sox
ELP - El Paso Chihuahuas
FRE - Fresno Grizzlies
IOW - Iowa Cubs
LV - Las Vegas 51s
MEM - Memphis Redbirds
NAS - Nashville Sounds
NO - New Orleans Baby Cakes
OKC - Oklahoma City Dodgers
OMA - Omaha Storm Chasers
RNO - Reno Aces
RR - Round Rock Express
SAC - Sacramento River Cats
SL - Salt Lake Bees

