

MIAMI MARLINS

GIANCARLO STANTON

27



13

MARCELL OZUNA



21

CHRISTIAN YELICH



2017 MEDIA GUIDE

DESCANSA EN PAZ
1992-2016



CONTENTS

FRONT OFFICE

BASHAM, GENE	46
BECK, BILL	40
BENEDICT, JIM	32
BERGER, MICHAEL	32
BERTSCHMAN, RYAN	33
BUSSIERE, MICHEL	29
CHATTIN, BRIAN	38
COLÓN, MANNY	39
CONINE, JEFF	43
CUNNINGHAM, BRENDAN	30
DAWSON, ANDRE	44
DELORME, CLAUDE	30
DELIANO, MARC	33
FREEMAN, ORRIN	41
GONZALEZ, ALBERT	39
HENDRICKS, DALE	34
HERNANDEZ, ANA	34
HILL, MICHAEL	29
HILL, TY	48
HUGHES, ROCK	49
JAISON, SUSAN	31
KING, JEFF	35
KOZAK, MIKE	46
LEONARD, GREGG	40
LEZCANO, CLAUDIA	35
LORIA, JEFFREY	26
LOYELLO, P.J.	31
LUEPKER, DUSTIN	46
MAEL, JOEL	28
MCCAVY, JEFF	36
MCKEON, JACK	42
MEDICAL TEAM	47
MEEK, STAN	36
MESA, ALFREDO	37
NERO, JOEY	48
PARÉ, JASON	38
PEREZ, TONY	45
SAMSON, DAVID	27
SCOTT, MARTY	37
SILVERMAN, JOHN	49
STAFF DIRECTORY	20-24
THOMPSON, TOMMY	41

FIELD STAFF

BUNDY, LORENZO	55-56
GONZALEZ, FREDI	57-58
HILL, PERRY	59-60
LUCAS, ED	61
MATTINGLY, DON	52-54
MENECHINO, FRANK	62-63
NIEVES, JUAN	64-65
PAGLIARULO, MIKE	66
SCHNEIDER, BRIAN	67-68
TREANOR, DEAN	69
URGELLES, JEFF	70
WALLACH, TIM	71-72

PLAYERS

40-MAN ROSTER	74-75
NON-ROSTER INVITEES	76
HOW THEY WERE BUILT	77
ANDERSON, BRIAN	78-79
BARNES, BRANDON	80-81
BARRACLOUGH, KYLE	82-83
BENITEZ, JUAN	84
BOUR, JUSTIN	85-86
CABRERA, RAMÓN	87-88
CERVENKA, HUNTER	89-90
CHEN, WEI-YIN	91-93
CONLEY, ADAM	94-96
COPELAND, SCOTT	97-98
DEN DEKKER, MATT	99-100
DESPAIGNE, ODRISAMER	101-102
DIETRICH, DEREK	103-104
ELLINGTON, BRIAN	105-106
ELLIS, A.J.	107-109
ESCH, JAKE	110-111
FIFE, STEPHEN	112-113
GALLOWAY, ISAAC	114

GARCÍA, JARLIN	115
GONZÁLEZ, SEVERINO	116-117
GORDON, DEE	118-120
GUERRA, JAVY	121-122
GUERRERO, TAYRON	123-124
HECHAVARRIA, ADEINY	125-126
HOOD, CHRIS	127
HOOD, DESTIN	128-129
JACKSON, RYAN	130-131
JUENGEL, MATT	132-133
KOEHLER, TOM	134-136
LOBSTEIN, KYLE	137-139
LOCKE, JEFF	140-142
MARON, CAM	143
MARONDE, NICK	144-146
MARTE, KELVIN	147-148
MCGOWAN, DUSTIN	149-151
MOORE, TYLER	152-154
NICOLINO, JUSTIN	155-157
NOLA, AUSTIN	158-159
OZUNA, MARCELL	160-162
PAULINO, CARLOS	163
PÉREZ, YEFRI	164-165
PETERS, DILLON	166
PHELPS, DAVID	167-170
PRADO, MARTIN	171-173
RAMOS, A.J.	174-176
REALMUTO, J.T.	177-179
RIDDLE, J.T.	180-181
ROJAS, MIGUEL	182-184
SIERRA, MOISES	185-186
STANTON, GIANCARLO	187-191
STECKENRIDER, DREW	192
STRAILY, DAN	193-195
SUZUKI, ICHIRO	196-203
TAZAWA, JUNICHI	204-206
TELIS, TOMÁS	207-209
THIELBAR, CALEB	210-211
TOMSHAW, MATT	212
UREÑA, JOSE	213-214
VOLQUEZ, EDINSON	215-218
VIGIL, RODRIGO	219
WITTGREN, NICK	220-221
YELICH, CHRISTIAN	222-224
ZIEGLER, BRAD	225-227

2016 IN REVIEW

COMEBACK WINS	243
DELAYS & POSTPONEMENTS	242
FIELDING STATISTICS, YEAR-BY-YEAR	237
HIGHS & LOWS	241
OPENING DAY ROSTER	242
OUTFIELD ASSISTANTS	237
MLB ATTENDANCE	240
MLB STANDINGS	240
MISCELLANEOUS	242
RECORD BY BATTING ORDER/POSITION	242
RECORDS SET IN 2016	243
REPLAY CHALLENGES	243
RESULTS, DAY-BY-DAY	234-235
SEASON NOTES	230-232
STATISTICS, FINAL	236
TRANSACTIONS	238-239
WALK OFF WINS	243

CLUB HISTORY

ATTENDANCE RECORDS	312-314
AWARDS & RECOGNITION	273-274
CAREER LEADERS, BATTING	246
CAREER LEADERS, PITCHING	247
CREATION OF THE MARLINS	303
DRAFT, EXPANSION	304
DRAFT, RULE 5	301-302
FIRST TIME IT HAPPENED	307-310
FIRST TIME IT HAPPENED (MARLINS PARK)	311-312
GAME HISTORY	264-266
1-0 LOSSES	265
1-0 VICTORIES	265
HITS BY TEAM, GAME - MARLINS	266
HITS BY TEAM, GAME - OPPONENTS	266

LONGEST GAMES	266
SCORING, GAME - MARLINS	264
SCORING, GAME - OPPONENT	264
HOME RUN HISTORY	258-261
HOME RUNS, BY PITCHERS (MARLINS)	260
HOME RUNS, FIRST GAME WITH MARLINS	261
HOME RUNS, GAME-ENDING	260
HOME RUNS, INSIDE-THE-PARK	258
HOME RUNS, LEADOFF	259
HOME RUNS, LONGEST AT MARLINS PARK	261
HOME RUNS, MULTI-HR GAMES	258
HOME RUNS, PINCH-HIT	261
INAUGURAL SEASON, OPENING DAY	304-306
LAST TIME IT HAPPENED	310-311
LEADERS BY POSITION	251
OPENING DAY HISTORY	305-306
PITCHING HISTORY	262-263
LOW-HIT GAMES	262
SHUTOUTS, COMPLETE-GAME	262
SINGLE-SEASON SCORELESS STREAKS	263
STRIKEOUTS, SINGLE-GAME	263
RECORDS BY GAME (BEST & WORST)	267
REVIEW INFORMATION	307-308
ROSTER, ALL-TIME	271-273
SINGLE-SEASON LEADERS, BATTING	248
SINGLE-SEASON LEADERS, PITCHING	249
SUN LIFE STADIUM, HISTORY	315-320
ATTENDANCE/WEATHER	320
FIRST TIME IT HAPPENED (SUN LIFE STADIUM)	316-317
HOME RUNS, LONGEST AT SUN LIFE STADIUM	315
HOME RUNS, LONGEST BY MARLIN AT SUN LIFE STADIUM	315
LAST TIME IT HAPPENED (AT SUN LIFE STADIUM)	317-318
TEAM RECORDS	253-256
CLUB BATTING, GAME	253
CLUB PITCHING, GAME	253
INDIVIDUAL BATTING, GAME	253
INDIVIDUAL BATTING, SEASON	254
INDIVIDUAL FIELDING, SEASON	255
INDIVIDUAL PITCHING, GAME	253-254
INDIVIDUAL PITCHING, SEASON	254
PITCHERS BATTING, CAREER	255
PLAYER MISCELLANEOUS	255
ROOKIE BATTING	256
ROOKIE PITCHING	256
TEAM MISCELLANEOUS	256
TRADE, ALL-TIME	299-301
UNIFORM NUMBERS, ALL-TIME	268-270
WIN/LOSS RECORDS, BY MONTH	252
WIN/LOSS RECORDS, SITUATIONAL	251
YEAR-BY-YEAR LEADERS, BATTING/PITCHING	250
YEAR-BY-YEAR STATISTICS	257
YEAR-BY-YEAR TEAM CAPSULES	275-298
POSTSEASON HISTORY	
POSTSEASON RECORDS	322
1997 POSTSEASON NOTES	323
1997 POSTSEASON BOXSCORES	324-331
1997 POSTSEASON STATISTICS	332
2003 POSTSEASON NOTES	333-334
2003 POSTSEASON BOXSCORES	335-343
2003 POSTSEASON STATISTICS	343-344
PLAYER DEVELOPMENT	
AWARDS & HONORS, 2016	355
AWARDS & HONORS, ALL-TIME	355
AFFILIATE DIRECTORY	358-359
BATAVIA MUCKDOGS (SS-A)	368-369
DSL MARLINS (R)	372
GREENSBORO (A)	366-367
GULF COAST MARLINS (R)	370-371
JACKSONVILLE (AA)	362-363
JUPITER (A)	364-365
NEW ORLEANS (AAA)	360-361
AFFILIATE SCHEDULES	374-375
COORDINATORS, MINOR LEAGUE	348-353

DIRECTORY, BASEBALL, SCOUTING & INTERNATIONAL OPS	346-347
DRAFT, FIRST-ROUND SELECTIONS	385
DRAFT, HISTORY	379-384
HISTORY, YEAR-BY-YEAR RECORDS	376-378
LEADERS, ORGANIZATIONAL	356-357
PLAYER CAPSULES	387-420
POSTSEASON HISTORY	378
RECAP, ORGANIZATIONAL	354-355
REGISTRY, MINOR LEAGUE	386

OPPONENTS

ARIZONA DIAMONDBACKS	422
ATLANTA BRAVES	423
CHICAGO CUBS	424
CINCINNATI REDS	425
COLORADO ROCKIES	426
HOUSTON ASTROS	436
LOS ANGELES ANGELS	437
LOS ANGELES DODGERS	427
MILWAUKEE BREWERS	428
NEW YORK METS	429
OAKLAND ATHLETICS	438
PHILADELPHIA PHILLIES	430
PITTSBURGH PIRATES	431
ST. LOUIS CARDINALS	432
SAN DIEGO PADRES	433
SAN FRANCISCO GIANTS	434
SEATTLE MARINERS	439
TAMPA BAY RAYS	440
TEXAS RANGERS	441
WASHINGTON NATIONALS	435

GENERAL INFORMATION

COMMUNICATIONS STAFF	447
IMPORTANT MEDIA NUMBERS	444
ITEMS OF INTEREST & HOW TO FIGURE	461-462
MULTICULTURAL MARKETING (ENGLISH)	473
MULTICULTURAL MARKETING (SPANISH)	473
IMPORTANT DATES	460
MARLINS RADIO (WINZ)	455-456
MARLINS RADIO (WAQI)	459
MARLINS TV (FSN)	449-453
MEDIA INFORMATION (ENGLISH)	444
MEDIA INFORMATION (SPANISH)	445
NATIONAL BASEBALL HALL OF FAME	469
PROMOTIONAL SCHEDULE	470-472
REPLAY REGULATIONS	463-468
SPRING TRAINING	474-478

MISCELLANEOUS INFORMATION

BIRTH COUNTRIES, MARLINS	98
COMEBACK WINS (BY YEAR)	84
COMMUNITY OUTREACH	14-18
GRAND SLAM AS FIRST CAREER HOME RUN (MARLINS)	122
HOME RUNS, BY PITCHERS (TEAM)	93
MARLINS ALL-TIME COACHING ROSTER	56
MARLINS FUTURES GAME PARTICIPANTS	148
MARLINS MANAGERIAL HISTORY	53
MARLINS NO-HITTERS	88
MARLINS PARK	3-11
MARLINS POSITION PLAYERS TO APPEAR AS PITCHER	208
MARLINS SINGLE-SEASON ROOKIE RELIEF LEADERS	96
NATIONAL LEAGUE ROOKIE OF THE YEAR (SINCE 2000)	90
NATIVE MARLINS, PLAYERS BORN IN FLORIDA	181
PLAYERS TO LEAD LEAGUE IN HITS, AVERAGE AND STOLEN BASES	117
REPLAY/CHALLENGE INFO (2016)	67
REPLAY/CHALLENGE INFO (ALL-TIME)	70
TALLEST MARLINS PLAYERS	124
TOP HR MONTHS	109
TOP RBI MONTHS	191
TRIPLE PLAYS	102
YOUNGEST MARLINS TO MAKE DEBUT	131

THE 2017 MIAMI MARLINS MEDIA GUIDE WAS PRODUCED BY MARTY SEWELL, JOE VIEIRA, JON ERIK ALVAREZ, MARIA ARMELLA, JACOB MAYER, LAILA WANI, JENNIFER ROGERS, JEFF BOWE, SASHA KRISCH AND NINA ZIMMERMAN OF THE MARLINS COMMUNICATIONS DEPARTMENT, WITH ASSISTANCE FROM EMMANUEL MUÑOZ, KYLE SIELAFF, SARA KAMBER, ALAN ALVAREZ AND JUAN GARCIGA, UNDER THE SUPERVISION OF P.J. LOVELLO AND MATT ROEBUCK. SPECIAL THANKS TO MARC LIPPMAN, BRETT WEST, MANNY COLÓN, MICHAEL YOUNGBERG, EDDIE FERNÁNDEZ, PABLO FERREIRA, TAYLOR BOLLES, PETER RENTSCHLER AND DENIS BANCROFT.

COVER DESIGN: MARLINS CREATIVE SERVICES. CREATIVE SERVICES; EDDIE FERNÁNDEZ, TAYLOR BOLLES, PABLO FERREIRA. PHOTOS BY DENIS BANCROFT, JOSH CATALDO AND ROB FOLDY.

SPECIAL THANKS TO MAJOR LEAGUE BASEBALL INFORMATION SYSTEMS, ELIAS SPORTS BUREAU, STATS, INC., SOCIETY FOR AMERICAN BASEBALL RESEARCH, BASEBALLREFERENCE.COM, RETROSHEET.ORG, ESPN, CSN CHICAGO AND DAVID VINCENT.

COPYRIGHT 2017 MIAMI MARLINS, L.P. ALL INFORMATION IS CURRENT AS OF MARCH 25, 2017.

MARLINS PARK

FRONT OFFICE

FIELD STAFF

PLAYERS

2016 IN REVIEW

CLUB HISTORY

POSTSEASON HISTORY

PLAYER DEVELOPMENT

2017 OPPONENTS

GENERAL INFORMATION



Marlins Park is a state-of-the-art retractable roof ballpark located in the heart of Miami, on the historic Orange Bowl site. The ballpark features unobstructed views of Miami's skyline made possible by six operable glass panels and has a capacity of 37,442. Conceived as an abstraction of "water merging with land", symbolic of Miami's coastal landscape, Marlins Park offers fans the most incredible baseball experience where beauty and baseball merge. Marlins Park hosts a wide variety of events throughout the calendar year. Here are some of the reasons why Marlins Park is the best of its kind.

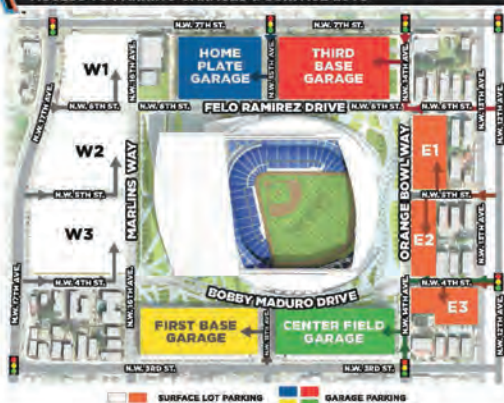
LOCATION

The site is fewer than two miles from downtown Miami, only three-quarters of a mile from the westbound SR 836 exit at 12th Avenue, and 0.4 miles from the eastbound exit at 17th Avenue. Via Interstate 95, the site is 1.25 miles from the NW 8th Street exit.

TRANSPORTATION AND PARKING



MIAMI MARLINS ACCESS TO PARKING GARAGES & SURFACE LOTS



Transportation to Marlins Park includes the Civic Center Metrorail Station and Culmer Metrorail station, Tri-rail – Metrorail transfer and the City of Miami Trolley Service. Also, fans can park anywhere along the Miami-Dade Metrorail system, exit at Culmer Station and enjoy the dedicated Express Shuttle to Marlins Park. There is also pedestrian access, bicycle routes, taxi and limousine access, bridge opening regulations to alleviate traffic, civic center parking and group bus parking.

Marlins Park also features four state-of-the-art parking facilities with a capacity of 4,700 vehicles. The parking garages are managed by the City of Miami. The parking garages are located along first base, third base, home plate and center field, which render their names. Garage parking pricing is dynamic. In addition to garage parking, there are 1,000 parking spaces in surface lots to the east and west of the ballpark. A majority of season ticket packages come with a reserved parking space right next door to the ballpark. Fans purchasing single-game tickets may also purchase parking in a garage based on availability.

CLIMATE

The Marlins are committed to offering fans the best baseball experience and that starts with keeping a cool environment. Literally. The state-of-the-art retractable roof ensures that Marlins fans never again have to worry about the unpredictable Miami weather. The roof and air conditioning provide a cool, comfortable environment every day. At Marlins Park, it will always be 75 degrees.



BALLPARK SIZE

Marlins Park is the smallest ballpark in baseball with a maximum capacity of 37,442, a number that includes 700 standing-room only tickets.

DESIGNED FOR BASEBALL

The Ideal Park for Marlins Fans

	Marlins Park	Former Stadium
Capacity	37,442	68,500
Lower Bowl	21,500	21,000
Lexus Legends Level Seats	4,500	10,000
Vista Level Seats	10,000	37,500
Standing Room	700	0
Seats in Outfield	4,700	22,000
Type of Facility	Baseball	Multi-Sport
Retractable Roof	Yes	No
Climate Controlled	Yes	No
Average Game Time Temperature	75°	85°
Marlins Dugout	3rd Base	1st Base

CONCOURSE OF ACTION

The ballpark features an open 360-degree Promenade Level, giving fans a live view of the playing field no matter where they are. The Taste of Miami concession stands, provided by Levy Restaurants, features Don Camaron, Mama Choa and Latin American Grill, and provides specialty items, including seafood, pork sandwiches and Cuban sandwiches. This area is located on the Promenade Level on the third base side, looking out at Miami's skyline. Levy Restaurants is the official concessionaire partner of the Marlins, welcoming each fan with world-class food and heartfelt hospitality. Marlins Park also contains accessible seating locations and aisle-transfer seats offering a full complement of prices, locations and amenities.

SIT CLOSER THAN EVER

Rarely have the words 'ballpark' and 'intimacy' blended so well together. Seats at Marlins Park are among the closest to the playing field in all of baseball. Every seat has been placed with only one thing in mind - to provide guests with the ultimate fan experience. You will always be comfortable, cool and close to all the action and excitement.



AFFORDABILITY

The Miami Marlins are committed to offering affordable baseball entertainment to fit every budget. Marlins Park has many individual seating options starting at just \$14.

COST OF BUILDING MARLINS PARK

The cost of Marlins Park was \$515 million. The Miami Marlins provided \$161.2 million and were committed to funding any and all construction cost overruns, though there were none. Additionally, the team purchased from the City of Miami \$100 million worth of parking spaces in the newly constructed garage and will pay for maintenance, repairs, operations and insurance.

Miami-Dade County provided for the ballpark \$50 million of Building Better Communities General Obligation Bond funds that were specifically allocated for the Orange Bowl site and \$297 million of county tourist-tax revenues. Under Florida law, these funds are set aside exclusively for tourism-related projects. No new taxes were levied for the project, nor were any tax rates increased. The City of Miami provided the land and \$13 million toward construction.

TIMELINE

The Marlins broke ground in July 2009 and after 33 months of construction, the team opened Marlins Park on April 4, 2012 vs. the St. Louis Cardinals.

TIMELINE TO MARLINS PARK

2007

- March 8 - Following the lead of Miami Dade County Commission, the City of Miami Commission votes, unanimously, to move the planned \$490 million project to the site of the Orange Bowl.
- May 24 - The Miami-Dade County commissioners give approval to the City of Miami for a large financing package that could help fund the construction of a new ballpark on the current site of the Orange Bowl. The plan is for a 37,000 seat, retractable-roof ballpark. The County and City would contribute \$370 million, through tourist tax and general obligation bonds, and the Marlins would give \$155 million plus pay for cost overruns. The team would also be renamed the "Miami Marlins."
- December 18 - Miami-Dade County Commission votes in favor of two proposals that would assist in funding.



2008

- January 23 - Miami-Dade County will contribute \$347 million, mostly from tourist dollars. The City of Miami will pay \$23 million, with \$10 million going to the demolition of the Orange Bowl. They will also pay \$94 million for new parking garages. The Marlins will pay \$155 million, \$120 million up front, with the rest in installments of \$2.3 million in rent and contributions toward capital improvements. The team agrees to a 35-year lease, to pay for cost overruns and to change its name to the "Miami Marlins."
- February 21 - City and County Commissioners vote to approve funding for a new ballpark for the Marlins.
- November 21 - Circuit Judge Jeri Beth Cohen signs an order that says that a voter referendum is not required for the 37,000-seat stadium's financing plan. This decision is the final remaining charge of Norman Braman's original seven court lawsuits and Judge Cohen rules in favor of the Marlins in all of them.



TIMELINE TO MARLINS PARK

2009

- March 19 - Miami commissioners approve building the new ballpark in a 3-2 vote. Commissioners also approve, by a 4-1 vote, a bid waiver for a private contractor, Hunt/Moss, A Joint Venture, to build the ballpark.
- March 23 - Miami-Dade County commissioners vote, 9-4, ending the Marlins' 15-year quest for a permanent home by agreeing to the stadium complex to rise on the grounds of the old Orange Bowl site. Also, by a 10-3 vote, commissioners approve a bid waiver for the ballpark's private contractor. Florida Marlins will be renamed Miami Marlins.
- April 1 - Miami's planning board votes 6-1 to approve the overall construction permit for the Marlins' new ballpark.
- July 1 - Miami-Dade County commissioners cast the final vote on a set of last-minute changes that cleared the way for the sale of more than \$300 million in bonds to pay for construction of a new ballpark in Little Havana. The team contribution increases to \$161.2 million.
- July 18 - Groundbreaking.
- August 14 - First foundation pour for the new ballpark.
- August 26 - Marlins bury time capsule with memorabilia from the 1997 and 2003 World Series Championships, as well as items from 2009 and 1993.
- September - Eight "Super Column" foundations are poured and completed; first vertical concrete pour for the 'super columns.'
- October - Passing of the 100th day of construction; Marlins launch new ballpark website.
- November - The first deck on the west side has been cast and the first main concourse pour is 75% formed. The Marlins, together with Hunt/Moss, A Joint Venture, Miami-Dade County and the City of Miami launch program to help local workers find employment.
- December - West administration deck and the east administration deck have been finalized.



2010

- January - The Marlins new ballpark welcomed the New Year ahead of schedule; eight of the 12 super columns that will support the retractable roof completed; public Infrastructure improvements for the month of January include installation of a new 48" Storm Drainage System; six months into construction, Marlins announce 63% of workers are from Miami-Dade County, 28% are from the City of Miami.
- February - The super columns are all nearly complete, with one crossbeam already in place, which will support the retractable roof; Marlins, together with Hunt/Moss and Populous, conducted a green media tour to announce that Marlins Park is implementing several green initiatives in order to achieve LEED Certification.
- March - With six of the 10 track beams in place, initial preparations for the next major phase of construction – retractable roof steel erection – now underway on the west end of the site; all seven levels of the ballpark can now be seen on the west side of the bowl.
- June - The steel beams that will form the fixed roof structure on the west side of the ballpark are being installed.
- June 15 - Marlins Park Sales Headquarters opens.
- July - Installation of the retractable roof steel trusses has begun. The trusses make up the structure of the retractable roof; the interior bowl is being completed; the concrete structure of the Promenade, Administrative, Founders and Media levels have been completed; Marlins hosted hard hat media tour to mark one year of construction at the site; the project is approximately 35% complete.
- August - The Legends level is two elevated deck pours away from completion, while the rakers that will support the seating structure continue with production; Marlins choose Tickets.com as new ticketing service provider; project is approximately 40% complete.
- September - The foundations for the two north garages now 100% complete; a total of four sets of stairs, two ramps and four escalators located behind home plate have already been installed; Diamond Club seats for Marlins Park nearly sold out.
- November - The main center roof panel being constructed; structure that supports the scoreboard is being installed; first sets of sports lights installed just above left and center field.
- December - Final and biggest of the three retractable roof panels, the center, is underway; the two south garages' foundations are 90% and 65% complete.



2011

- January - Kitchens and concession stands taking shape.



TIMELINE TO MARLINS PARK

- February - Interior walls are approximately 85% constructed; sports lights are installed around the bowl.
- February 15 - First seat installed at Marlins Park. Season ticket holder helps install red seat located in Section 19, Row H, Seat 12.
- March - Completion of final roof panel; interior walls are approximately 95% constructed; main scoreboard video panels have been erected; hand rails are being installed in the upper concourse, lower bowl.
- April 4 - One year away from Opening Night 2012.
- May - Seat installation is ongoing. To date, approximately 18,000 seats have been installed.
- June - Mechanical, electrical and plumbing work are progressing throughout the ballpark.
- July - Championship suites and Diamond Club seats sell out for 2012 season.
- August - Air conditioning has been powered on; MVP Suites sell out for the entire 2012 season.
- September - Marlins team receives the 2011 Tekla North America BIM Award for New Marlins Ballpark; painting of walls, ceilings and doors are ongoing in all levels.
- October - Flooring throughout the Marlins clubhouse and other interior rooms currently being installed; hot and cold plunge pools have been installed in the clubhouse; Marlins unveil The Clevelander at the New Marlins Ballpark.
- November - All seats have been installed; installation of ceramic wall and floor tile through the ballpark is ongoing.
- November 11 - Marlins unveil new uniforms and new name: Miami Marlins.
- December - The decking of the retractable roof is complete; the months of November and December have marked record-breaking ticket sales; the white roof membrane is 95% complete; Marlins continue to fill more than 2,000 positions at the New Marlins Ballpark; 52% of firms working on the project are from Miami-Dade County, 60% of the workers are from Miami-Dade County, 27% are from the City of Miami.

2012

- January - Ballpark is 94% complete; concrete installed for left field swimming pool; installing TVs throughout; Marlins announce Taste of Miami partners, local shops. Papo Llega y Pon, Latin American Grill and Don Camarón will have a spot at Marlins Park; Marlins announce La Bagueette, Holiday Bakery and YoBlendz as West Plaza retail restaurants.
- February - Laying of the sod, installing clubhouse lockers; enclosure of aquariums behind home plate.
- March - A Taste of Miami food court area to be finished.
- March 3 - Fanfest.
- March 5 - Belen vs. Columbus high school game.
- March 6-7 - Spring Training games with UM and FIU.
- April 1-2 - Exhibition games against New York Yankees.
- April 4 - Opening Night against the 2011 World Series Champion St. Louis Cardinals.
- May 24 - The Miami Marlins announced that Marlins Park achieved LEED® Gold Certification under the United States' New Construction rating system. The ballpark is the first Gold Certified retractable roof facility in the world.
- October - First season at Marlins Park surpassed the two million attendance mark for the third time in Franchise history.
- November 13 - Venezuela played against Nigeria during the first ever soccer match at Marlins Park.



MIAMI'S SPORTS TRADITION EVOLVES...

Marlins Park replaced the legacy of the memorable Orange Bowl in Little Havana, just west of downtown Miami. With Marlins Park, the former Orange Bowl site will open its next chapter, continuing a legendary 77-year history of football, baseball, soccer, public events and major concerts attended by tens of millions of fans. Situated on the same footprint, Marlins Park is the anchor for major redevelopment in the area. The home of the Marlins is a first-class ballpark, constructed on approximately 17 acres of the historic 42-acre Orange Bowl site. The ballpark features a unique structure composed of a natural grass playing field, including 39 private suites, the moveable wall in left field showcasing spectacular views of downtown Miami, two 450-gallon salt water aquariums located on each side of home plate, and incredible food options at The Clevelander, Taste of Miami, concessions and shops on the West Plaza.

BALLPARK OWNER

Miami-Dade County owns Marlins Park and the City of Miami owns the four adjacent parking garages. The Miami Marlins, however, are responsible for maintaining and operating the ballpark.

THE WEST PLAZA

The West Plaza at Marlins Park is a major change from the character of the old Orange Bowl. The West Plaza reconnects Little Havana and creates an urban center. The West Plaza is unlike any other place in Miami, changing as the roof is rolled over the park below. The ballpark features three retail shops, intentionally creating a street edge that connects to the surrounding neighborhood. Fans can enjoy comfortable dining, shopping, as well as special events, concerts and more. The West Plaza is the size of three and a half football fields and is open to the public 365 days.



MAKE A SPLASH AT THE CLEVELANDER

Literally, fans can enjoy an authentic South Beach experience at Marlins Park. The Clevelander at Marlins Park features an exciting pool-side venue with great food, entertainment and private event space year-round. The Clevelander at Marlins Park holds approximately 260 guests and also offers Field Level seats, select table service located beside the visitor's bullpen, and a menu of great Clevelander classic food selections with a ballpark twist. The Clevelander at Marlins Park is also home to the exciting entertainment of the original South Beach location, including dancers and DJs live from the pool area. The pool-side bar and grill is open for extended periods following each Marlins home game, and is available for private events for corporations, social groups and friendly gatherings.

RICOH DIAMOND CLUB

The Ricoh Diamond Club is Miami's most exclusive premium entertainment experience. Located on the Field Level directly behind home plate, these seats are ideal to entertain clients, friends and family, reward your employees, socialize with other guests, or simply to enjoy the best seats in the house for each Marlins game.

All-inclusive high-end dining, dessert and beverage service, complimentary in-seat service during the game, complimentary beverages postgame, with the first row located just 47 feet from home plate, Ricoh Diamond Club seats are oversized and cushioned with high backs and additional legroom. The Ricoh Diamond Club consists of just 386 seats, with a total of eight rows and five seating sections and the opportunity to purchase your Diamond Club seats to all postseason games, as well as all other events held at the ballpark. The Ricoh Diamond Club also includes a private entrance located near your parking space; modern, spacious restrooms; easy access to the Ricoh Diamond Club lounge before, during and after events, full concierge service; one premium on-site parking pass for every two seats purchased; and the opportunity to reserve Ricoh Diamond Club restaurant/lounge for non-event dates.



TAKE A BEHIND-THE-SCENES TOUR OF MARLINS PARK

The Miami Marlins offer behind-the-scenes tours of Marlins Park. The tours are open to the public on non-event days for just \$10 a person. The tour includes visits to the field (behind home plate), home clubhouse, home batting cage area, Diamond Club, Promenade Level featuring the art in the facility, the Bobblehead Museum and the premium areas, including the Suites. Tours operate Monday through Saturday from 10:00 a.m. to 3:00 p.m., except when the Marlins play at home or when other major events are scheduled at Marlins Park. Group tours, accommodating between 10 and 25 people, are available by appointment. Hosts can take their event behind-the-scenes using one of the clubhouses, batting cages or press conference rooms.

MARLINS PARK: A VENUE LIKE NO OTHER

From intimate private parties and board meetings to large-scale corporate events, Marlins Park offers a variety of event spaces to suit any occasion inside and outside the ballpark. The left-field skyline wall is a feature unlike any other in Major League Baseball. Six (6) glass panels, towering at 60' tall by 40' wide, open to create a breathtaking view of downtown Miami's spectacular skyline. Hosts can take their event behind-the-scenes using one of the clubhouses, batting cages or press conference rooms.



SUITE SPOTS

Marlins Park offers a variety of party suites and clubs for entertaining on an intimate or grand scale. Suite and Club capacities range from 20 to 200 guests. These suites are ideal for birthdays, anniversaries, receptions, company parties and more.

FIELD OF DREAMS

Our Major League playing field is perfect for small or large scale events such as concerts, sporting events, trade shows, job fairs, corporate galas, holiday parties and more. Hosts looking for an extra special experience will find that Marlins Park offers the perfect "field of dreams" setting against the backdrop of downtown Miami. Choose to have the roof closed for air-conditioned comfort year-round or retract the roof to enjoy the sun or stars. Plus, hosts can wow their guests by activating the Marlins Vision Scoreboard for special video presentations, followed by lunch or dinner and cocktails on the field.

PARTIES ON THE PLAZA

The one-of-a-kind architecture and tropical landscaping at Marlins Park's outdoor plazas serve as stunning settings for any outdoor event. Choose one of the plazas or surface lots for a variety of pre-event activation options as your guests arrive, or as a beautiful outdoor setting for the event itself. These areas are perfect for everything from evening galas to trade shows. The retractable roof may also be opened to offer a shaded and rain-protected setting for outdoor events on the West Plaza.

BOBBLEHEAD MUSEUM

The Bobblehead Museum display on the Promenade Level is the first of its kind in baseball and is located near Sections 14 and 15. It features a collection of current and former Marlins player bobbleheads, as well as current and past players, managers, broadcasters and mascots throughout Major League Baseball history. This display holds approximately 600 bobbleheads and regularly features new entries. The entire structure moves ever so slightly, which causes the heads to bobble. The display features an electronic Bobblehead locator, making it an interactive and fan-friendly exhibit.



'GREEN' BALLPARK

Marlins Park is the first retractable-roof LEED Gold Certified facility in the world. The ballpark's environmentally friendly design incorporates conservation, sustainability and energy efficiency. During construction, the Miami Marlins recycled more than 98% of the construction waste and engaged in pollution prevention plans. The design of the ballpark and the materials selected help promote conservation, pollution prevention as well as water reduction and energy efficiency. The Marlins also engaged in an indoor air quality plan to ensure the comfort and well-being of all fans.

MARLINS PARK AWARDS/RECOGNITIONS

COMPANY	CATEGORY	AWARD TITLE	GROUP RECOGNIZED	DATE RECEIVED
ABC Excellence in Construction	Mega-Projects (More than \$100 million)	Pyramid Award - National Award	Hunt/Moss, A Joint Venture	December 1, 2012
ABC-FEC Excellence in Construction	Mega-Projects (More than \$200 million)	Eagle Award	Hunt/Moss, A Joint Venture	October 1, 2012
ABC-FEC Excellence in Construction	Other Specialty Construction	Eagle Award	Formworks/Baker Concrete JV	October 1, 2012
ABC-FEC Excellence in Construction	Interiors, Acoustical, Drywall, Millwork or Plaster	Eagle Award	Designer's Specialty Millwork	October 1, 2012
ABC-FEC Excellence in Construction	Mechanical (More than \$20 million)	Eagle Award	Kirin Florida, LLC	October 1, 2012
Alliance to Save Energy	America's Top 7 Energy-Efficient Baseball Stadiums	Ranked #1	Marlins Park	October 1, 2012
Construction Association of South Florida	Ornamental Metal	Craftmanship Award	Designer's Specialty Millwork	November 1, 2012
Construction Association of South Florida	Glass & Glazing	Craftmanship Award	Crown Corr	November 1, 2012
Construction Association of South Florida	Ceramic Tile	Craftmanship Award	Artisan Tile	November 1, 2012
Construction Association of South Florida	Stucco	Craftmanship Award	KHS&S Contractors	November 1, 2012
Engineering News Report	National Sports & Entertainment	Best Project	Marlins Park	December 1, 2012
Engineering News Report	Southeast Sports & Entertainment	Best Project	Marlins Park	November 1, 2012
Engineering News Report	Southeast Overall	Project of the Year	Marlins Park	November 1, 2012
Florida Institute of Consulting Engineers	Structural Systems	Grand Award	Walter P Moore and Bliss & Nyitray	November 1, 2012
Florida Parking Association	Parking Structure: New Design	Grand Award	Timothy Haahs & Associates, Inc. and Leo A. Daly	December 1, 2012
Planet Professional Landcare Network	2012 Environmental Improvement Awards Program	Grand Award	ValleyCrest Landscape Development	November 1, 2012
U.S. Green Building Council	Leadership in Energy and Environmental Design (LEED)	First Retractable Roof Sports Facility in the World to Receive LEED -Gold Certification	Marlins Park	May 1, 2012
Urban Land Institute	2012 Vision Awards	Award Finalist	Marlins Park	August 1, 2012

EVENTS AT MARLINS PARK

Marlins Park is home to much more than just baseball. During its brief existence, the ballpark's diverse list of events have contributed immensely to the vibrant culture of Miami.

From charity walks and concerts to football games and soccer matches, the ballpark hosts a myriad of events each year. Included in this list is the Miami Beach Bowl. On October 24, 2013, the Miami Marlins and American Athletic Conference announced the creation of the bowl game, which brings football back to the original Orange Bowl site. At the time of the announcement, Marlins Park became the fourth active Major League stadium used to host a bowl game, joining Yankee Stadium in New York, AT&T Park in San Francisco and Tropicana Field in St. Petersburg. Since its inception, the Miami Beach Bowl has featured high-powered offensive outputs from its participants, including a seven-touchdown performance from the 2014 game MVP, Paxton Lynch of Memphis.

The Taste of Miami is another signature event hosted at Marlins Park. The evening is filled with food, drinks and live entertainment that showcase the uniqueness of Miami. Other events hosted at the ballpark have included Give Miami Day, Joel Osteen, La Feria de Las Americas, Grand Slam Party Latina, Tiger Direct Bash, Beck's Oktoberfest and Miami Beerfest. The South Florida community has also been able to enjoy this unique facility. Bar mitzvahs and weddings have been held at the ballpark, as well as homecoming dances and graduations for local high schools.

On February 13, 2015, Major League Baseball awarded the 2017 All-Star Game to the Miami Marlins and Marlins Park, marking the first Midsummer Classic hosted by the city of Miami. Commissioner Rob Manfred made the announcement at the Skyline Terrace in Marlins Park.



ART IN PUBLIC PLACES AT MARLINS PARK

Marlins Park features five art installations that differentiate it dramatically from other ballparks in the country. This effort was part of Miami-Dade County's Art in Public Places Initiative.

Miami-Dade Art in Public Places serves the community through the implementation of art installations and educational programming dedicated to enriching the public environment and to preserving and enhancing the artistic and civic pride of Miami-Dade County. Miami-Dade Art in Public Places promotes collaboration and creative art projects that improve the visual quality of public spaces. At their most successful, these public art installations can transform public spaces from ordinary civic areas to sites that can lift the spirit and connect with the community.



RED GROOMS

Marlins Park features works of art from renowned artists Daniel Arsham/Snarkitecture, Carlos Cruz-Diez and Red Grooms. The signature home run sculpture was implemented by American pop artist Red Grooms. A pioneer of site-specific sculpture and installation art, Grooms' "sculpto-pictorama" design for the home run sculpture depicts an elaborate tableau of bright colors, stylized water and spectacular lasers. Dotted with clouds, flamingos, seagulls and plenty of Florida-inspired kitsch, the design incorporates moving parts that will activate when a Marlins home run is hit. He's internationally known for his enormous outdoor spectacles, starting with his urban "happenings" back in the 1960s.

CARLOS CRUZ-DIEZ

In addition to Grooms, Venezuelan artist Carlos Cruz-Diez, an originator of kinetic and color sculpture, transformed Marlins Park's main entrance, while local artist and architect Daniel Arsham lit up the structure's towering columns and also provided a tribute to the now-demolished Orange Bowl.

Upon arriving at the ballpark, fans experience Cruz-Diez's unique perspective on perception and color when walking on the West Plaza toward the Home Plate entrance. Occupying four acres of land on the west side of the ballpark, the West Plaza is one of the largest of any stadium in the history of the United States and serves as a canvas for Cruz-Diez's transformation of the vast, urban space into a beautiful, inviting and active entrance.

An integral element of the plaza hardscape, the geometric paving patterns visually guide ballpark visitors from the parking lots toward the ballpark. The design of the paving system is based on color, line and viewer perception, allowing the colors to create a sensation of movement as the relative position of the viewer changes. Entitled "Chromatic Induction in a Double Frequency," the paving designs are described by Cruz-Diez as "chromatic events in continuous transformation, which alter as pedestrians walk by and as the conditions of sunlight or artificial light vary." Cruz-Diez, an icon in his native Venezuela and famous since the 1960s for his work involving sensory manipulation, used a paving system based on color, line, and viewer perception to create visual signage to the various ballpark entrances.



DANIEL ARSHAM

At the east entrance, Arsham erected his Orange Bowl tribute. Across this plaza, 10-foot-high reproductions of the letters that spelled out "Miami Orange Bowl" on the old stadium are scattered – some standing, some leaning, some on their sides. Based on Arsham's vivid memories of the "Miami Orange Bowl" sign, the Commemorative Marker (A Memorial Bowling) replicates the orange and white letters on the former football stadium.

CHRISTIAN MOELLER

Christian Moeller's art is visible on the four main entryways of the ballpark's garages. Moeller's work incorporates approximately 8,900 square feet of the garage façade. Moeller's concept was to involve residents in generating photographic images of children peering through a ballpark fence, which the artist then "translated" into large-scale "murals" that cover the sides of the garages facing the stadium. The murals were created as "bit-map" paintings through a technique developed by Moeller that involves affixing a matrix of plastic discs on fencing; the works were produced with digitally programmed machinery owned by the artist.





ALL-STAR FANFEST ★ JULY 7-11



MIAMI BEACH CONVENTION CENTER

Now in its 27th year, MLB All-Star FanFest will transform the Miami Beach Convention Center into a celebration that captures the thrills and excitement of Major League Baseball!

- 5 days only: Friday, July 7 - Tuesday, July 11
- Free autographs daily
- Meet the greats of the game
- Take photos with today's MLB stars
- Learn from the best Baseball & Softball coaches
- National Baseball Hall of Fame Exhibit directly from Cooperstown
- Take a photo with the World Series Trophy
- All attractions are included with the price of admission*

*Concessions and memorabilia may have additional cost

ALL-STAR SUNDAY ★ JULY 9 ★ MARLINS PARK

The *All-Star Sunday™* doubleheader has become an exciting addition to *Major League Baseball® All-Star Week™*.

Come to Marlins Park on Sunday, July 9 to watch the superstars of tomorrow, along with Baseball legends and some of today's top celebrities.

Leading off will be the *SiriusXM All-Star Futures Game*, a showcase of the best Major League prospects and the game's broad international appeal in a US vs. WORLD format. Many of today's stars - including **Miguel Cabrera, Adrian Gonzalez, Clayton Kershaw, Andrew McCutchen, Mike Trout and Bryce Harper**, as well as the Marlins' own **Giancarlo Stanton** - made their first appearances on a Major League stage at the *SiriusXM All-Star Futures Game*.

Following the *SiriusXM All-Star Futures Game* is the fun-filled *All-Star Legends & Celebrity Softball Game™*. Baseball legends such as **Bo Jackson, George Brett, Goose Gossage, Ozzie Smith and Rickey Henderson** have participated in this 5-inning game, as have celebrities including **Snoop Dogg, Jamie Foxx, Jon Hamm, J.K. Simmons, Jimmy Kimmel, Kate Upton, Chris Rock, Chrissy Teigen, Macklemore, January Jones, Nina Agdal, Josh Hutcherson, and Jordin Sparks**.



ALL-STAR WORKOUT DAY ★ JULY 10 ★ MARLINS PARK

All-Star Workout Day™ is the fans' first chance to see the 2017 All-Stars live and in person, and includes batting practice for the American League & National League All-Stars leading into the captivating **2017 T-Mobile Home Run Derby®** featuring the game's top sluggers. The defending champion is none other than Miami Marlins All-Star outfielder **Giancarlo Stanton** who set a historic record in last year's Derby with 61 home runs over the three-round contest. Other recent Derby winners include **Todd Frazier** (2015), **Yoenis Cespedes** (2013 and 2014), **Prince Fielder** (2012), **Robinson Cano** (2011) and **David Ortiz** (2010). Can Giancarlo repeat? What All-Star will awe his teammates with tape-measure home runs? Be on hand at Marlins Park to witness the most exciting event of the summer!



ALL-STAR GAME ★ JULY 11 ★ MARLINS PARK

The Major League Baseball All-Star Game® presented by Mastercard arrives in Miami for the first time ever this summer. Be a part of this landmark game at Marlins Park on Tuesday, July 11 as Baseball's brightest stars take the field for the 88th Midsummer Classic. with tape-measure home runs? Be on hand at Marlins Park to witness the most exciting event of the summer!

MIAMI MARLINS COMMUNITY OUTREACH PHILOSOPHY

The Miami Marlins, L.P. is an active member of the South Florida community. By supporting community and charitable causes, we are exercising our commitment to Corporate Social Responsibility.

Through Marlins Ayudan and outreach activities, the Marlins continuously reach beyond the walls of the ballpark to meet face-to-face with fans of all ages. Baseball is a family game, and we are committed to ensuring that the Marlins impact every member of our diverse community in a positive manner.

The catalyst may be a child high-fiving their favorite player, a youngster hugging Billy The Marlin, a youth group cheering on their hometown team, or one of our players reinforcing the importance of education during Marlins Think Tank Week. We are committed to building a brighter future for South Florida.

With support from the Marlins Foundation, Miami Marlins Community Outreach aims to leave a lasting legacy through a focused offering of programs and initiatives.

HEART AND HUSTLE AWARD

The Marlins presented the 2016 Heart and Hustle Award to Marcell Ozuna. The award, given out by the Major League Baseball Players Alumni Association (MLBPAA), honors active players who demonstrate a passion for the game of baseball and best embody the values, spirit and tradition of the game. It is voted on by former players.



YOUTH PROGRAMS

The foundation of every child's future is a strong mind and a strong body. Through education, the arts and baseball, the Marlins provide the tools for Florida's youth to develop both their minds and bodies in a positive manner.

EDUCATION

Marlins Think Tank

Marlins Think Tank is an online curriculum enhancement program that utilizes the Marlins as the basis for the lessons. Marlins Think Tank aims to enhance the learning experiences of children in grades 4-6 by linking baseball to the curriculum areas of language arts, mathematics, geography, health/fitness, technology, engineering and science. A unique career day component featuring Marlins front office staff provides high school students and beyond the opportunity to explore various career options in professional baseball. This section features:

Marlins Think Tank Week

Every year, classrooms that take advantage of the Marlins Think Tank curriculum have the opportunity to meet a Miami Marlin. During Marlins think Tank Week, the entire Miami Marlins player roster, coaches, and broadcasters canvas the tri-county area, listening to presentations from students, learning what the students learned, and sharing their own personal experiences in education and what it means to them. Marlins Think Tank Week takes place during May, Education Month.

Teacher Appreciation Night

The Marlins recognize the Teacher of the Year from Miami-Dade, Broward, Monroe and Palm Beach counties during a pre-game ceremony. Complimentary tickets are given to every school's Teacher of the Year nominee.

Breaking Barriers Essay Contest

Through Major League Baseball the Marlins offer the Breaking Barriers essay contest to all students in grades 4-8. Students are required to submit an essay about barriers or obstacles they have faced or are still facing in their lives, and how they used the values exemplified by Jackie Robinson to deal with those obstacles.

Tours

The Marlins offer behind-the-scenes tours of the state-of-the-art Marlins Park to schools and classrooms. Schools receive a 20 percent discounted rate and for every ten students, one chaperone receives a complimentary tour. Specialized school tours offered include "Green" tours, Art in Public Places tours, and History of Sport tours.



THE ARTS

The Marlins recognize that an important part of developing a strong mind is stimulating creativity and imagination. The Marlins host programs to enhance the lives and learning of children and adults alike via the arts.

The Marlins Think Tank Art Contest

The Marlins Think Tank Art Contest artistically engages the youth of South Florida. Young artists are invited to participate in the Holiday Series. This Series invites elementary, middle and high school students to create the cover of the Marlins Foundation's holiday card. Art is always original and can use various mediums.

BASEBALL

Marlins Youth Baseball Clinic Series

The Marlins Youth Baseball Clinic Series allows Marlins coaches and players the opportunity to pass along their baseball knowledge. In order to give children the experience of learning baseball from professionals, the Marlins conduct clinics on select Saturday mornings throughout the year. Marlins players and coaches reinforce the fundamentals of pitching, hitting and fielding.

RBI

Reviving Baseball in Inner Cities (RBI) is a youth program offering children ages 13-18, who live in disadvantaged areas, the opportunity to participate in organized baseball. This program is designed to promote interest in baseball, academic achievement and social responsibility in under-served areas of South Florida. The Marlins supply the uniforms, umpires and equipment for more than 500 children. All participants enjoy a fun and competitive summer league, clinics hosted by Marlins players and alumni, recognition on the field during RBI Night, and the opportunity to be selected for the RBI All Star team that competes in the Southeast Regional Tournament.

MARLINS RBI SOUTHEAST REGIONAL CHAMPIONS		
BASEBALL JUNIORS	BASEBALL SENIORS	SOFTBALL
2014	2015	2000
2013	2008	1999
2010	2005	1998
2009	2004	
2005	2003	
2004	1999	
2003	1998	
1999	1996	
1998	1994	
1997		
1996		
1994		
1993		

Bold Italics - RBI World Series Champions

Jr. RBI

The Marlins have partnered with the City of Miami Parks and Recreation Department and the Miami-Dade County Parks and Recreation to offer the Jr. RBI league. Through the league, children have the opportunity to begin playing in the T-ball division and advance through the Coach Pitch division and into the Kid Pitch division. The league has been funded through the Marlins Foundation. The program allows kids the opportunity to begin playing baseball at a younger age so that they may eventually graduate into the RBI program.

RBI Scholarship Opportunities

Major League Baseball Charities has awarded college scholarships, each valued at \$5,000 per year over four years to high school seniors who participate in RBI. Students receive the grants through the "RBI for RBI" Scholarship Fund, created to provide financial support for select college-bound student-athletes. Six Marlins RBI participants have received the scholarship over the past five years.

To expand opportunities, in 2014 the Miami Marlins launched the Marlins RBI scholarship. The Marlins RBI Scholarship is awarded to two current Marlins RBI League participants. These awards are to support student athletes who will not be receiving a full athletic scholarship, but possess a desire to continue their academic education. The 2016 recipients included Deborah Vainstein from Dr. Michael Krop High School currently attending Northwestern University, and Michelle Oliva from Barbara Goleman High School, currently attending Florida State University.

Baseball Tomorrow Fund Equipment Drive

Marlins fans are encouraged to donate new or lightly used equipment to the Baseball Tomorrow Fund Equipment Drive. Marlins players also participate by conducting a collection in the clubhouse and contributing their own equipment to this worthy cause. The collected equipment is distributed to disadvantaged ballplayers throughout South Florida and the Caribbean.

COMMUNITY OUTREACH

Marlins Ayudan

Marlins Ayudan (Spanish for "help") is the signature outreach initiative of the Miami Marlins. The purpose of Marlins Ayudan is to provide a sustainable corps of volunteers willing and ready to effectuate positive change in our community. It is the fabric of our corporate culture and engages every front office employee with schools and charities throughout South Florida.

The goal of Marlins Ayudan is to leave a lasting legacy through impactful service activities that tackle South Florida's most pressing needs. We aspire to be known by our neighbors, residents and fans as a corporate leader in volunteerism that makes a difference every day.

Easily identified by the signature Blue Jerseys, members of the Miami Marlins Front Office have contributed over 44,000 hours of community service since the inception of the program in 2010. Furthermore, the Marlins Ayudan program has established partnerships and traditions of giving that inspire employees to pursue their passions and contribute their time and talents year-round.

The three-tier Ayudan methodology consists of organizational service days, team events and individual volunteer opportunities.

Marlins Ayudan is a direct and visible demonstration of our Corporate and Social Responsibility.



Day of Service and Philanthropy

Once per year the Marlins organization closes its doors, and sends the entire front-office to complete a large-scale service project. In 2016 the Marlins Ayudan Day of Service and Philanthropy was hosted in conjunction with the Miami Foundation's Give Miami Day – the single largest day of giving in Miami-Dade County. Marlins Ayudan's efforts led to over \$133,665 in donation to various non-profit organizations. During the same day, Marlins Ayudan completed nine simultaneous service projects, sorting books at the Miami Book Fair, packing 5,000 meals with Meals of Hope, a field day with Up2Us Sports, painting Jackie's Nine Values signs, bathing and walking dogs with Miami-Dade Animal Services, implementing the Museum in a Box program with Miami Children's Museum.

Day of Civic Engagement and Philanthropy

The Marlins closes its doors a second day to engage the community. Front office employees canvas South Florida completing Random Acts of Kindness. Each year employee volunteers are tasked with engaging the community philanthropically as well. In 2016 Blue Shirts visited culturally and historically significant sites across Miami-Dade County. Each team also partnered with Up2Us Sports to put on 15 Play Ball events at 9 schools.

Marlins Ayudan School Partnership Program (MASPP)

Through this initiative, Marlins Ayudan Blue Shirts impact the lives and education of the youth in Miami Dade County Public Schools. Volunteers and programs are guided by focused involvement with students, faculty and staff at seven partner schools. Signature offerings include a literacy program, a mentorship program, and a Career Workshop Series.

2016-2018 Marlins Ayudan Partner Schools:

The 2016-2018 Partner schools were selected by an application process and include: Citrus Grove Elementary, Lenora B. Smith Elementary, Kinloch Park Middle and Miami Senior High School.

Literacy Program

Reading A-Z's mission says that, "Literacy is the key to success, not just in school, but in life". Marlins Ayudan utilizes this web-based program along with its application, RAZ Kids in 1-hour tutoring sessions with 20 students in need at each partner elementary school. Marlins Ayudan implements with the "I do, We do, You do" method to achieve literacy.

Mentorship Program

The Marlins Ayudan Mentorship Program was developed specifically for Middle School Partners. The program engages teams of Marlins Ayudan Mentors and Middle School Mentees in a series of sessions designed around the Nine Values of Jackie Robinson. A Marlins Ayudan Mentor is a caring Blue Shirt who devotes time to help young people discover their strengths and achieve their potential. Blue Mentors serve as a positive role model and encourage young people to explore their identity and open their eyes to future possibilities.

Career Workshop Series

The Career Workshop Series offers students a real-world glimpse at a variety of disciplines as they begin to think about the types of careers to explore later in life. The program teaches "Major League Essentials for Young Leaders"- Vocation, Ethics, Professionalism, Commitment, and Networking and is offered to MASPP School Miami High as well as the Sports Leadership and Management Academy (S.L.A.M.). The schools also visited the University of Miami, Florida International University and Miami-Dade College Wolfson Campus. At each college they were given a tour and met with someone from admissions, registration, financial aid and housing.

Player Appearances

Marlins players make various community visits throughout the year. Visits to schools, hospitals, youth centers and local businesses give the players the opportunity to interact with fans outside the ballpark.

Youth Baseball and Softball Partnership Program

The Marlins invite youth baseball and softball leagues throughout South Florida to become partners. Benefits include access to group rates for tickets, parades for league participants and exclusive league recognition during games.

Ballpark Buddies/Corporate Partners for Youth

Through the Ballpark Buddies program, tickets are distributed to local charities and underprivileged youth groups throughout the season. The tickets are provided by the Marlins Corporate Sponsors as well as the Commissioners Community Initiative.

Group Fundraising Efforts

The Marlins offer special group rates for events such as Salute to Youth Baseball Days, Scout Nights, Religious Organization Nights and Baseball Buddies. For more information, contact Marlins Group Sales at 1-877-MARLINS.

PLAYER/COACH INITIATIVES

Dee Gordon

When Dee was a young child, he lost his mother to an act of domestic violence. As a result, he created the Flash of Hope program. Flash of Hope is run in partnership with the Florida State Attorney's Office, who provides their resources to identify youngsters who have lost a parent through an act of domestic violence. Once a month, Dee invites a child and his/her family to enjoy a Marlins game. As a part of their experience, the family receives a Flash of Hope T-shirt, tickets to the game, along with a food voucher. Prior to batting practice, Dee meets with the family, offering his support and sharing his story.

Giancarlo Stanton

As part of Marlins All-Star outfielder Giancarlo Stanton's philanthropic commitment to the South Florida community, he has created the All-Star Smiles program. Developed in partnership with Spodak Dental Group, the program aims to provide dental care at no cost to underserved youngsters in South Florida.

In 2015, Giancarlo changed the lives of dozens of children who had been pre-screened at Lenora B. Smith Elementary and identified as needing intensive dental work. Giancarlo spent time with every single child who sat in one of the chairs at Spodak Dental from 9 a.m. until 3 p.m. At the end of the day, \$50,000 worth of dental care was provided to underserved children who, in some cases, were visiting the dentist for the first time.

Jeff Urgelles

In August 2012, Jeff Urgelles was warming up for a road game in Arizona when a game day employee collapsed in cardiac arrest. Having been a firefighter/paramedic for Miami-Dade Ambulance, Urgelles knew how to perform CPR and did so successfully until the paramedics arrived and took over.

Realizing just how important it was to be knowledgeable about CPR, in conjunction with the Marlins Foundation, Urgelles started Compression for Life to teach others how to care for their hearts to avoid scary situations like the one he experienced. The program teaches youth at Boys and Girls Clubs of Miami-Dade about heart health and provides CPR and first aid training.

MARLINS FOUNDATION

Mission Statement

The Marlins are committed to leaving a legacy that will make our fans, neighbors and partners proud through the values of Corporate Social Responsibility.

The Marlins Foundation supports the Charity Partners of the Miami Marlins through philanthropy and service. The Foundation is committed to improving the lives of our youth through education, the arts and baseball.

Charity Partners

During the Inaugural Season at Marlins Park, the Marlins Foundation made a pledge to partner with nonprofit organizations to serve South Florida's youth through unique programming. The Foundation demonstrates this commitment by selecting four organizations every season to become Marlins Charity Partners. Through the Marlins Charity Partner Empowerment Fund, funded primarily by players, each nonprofit organization is awarded a \$25,000 contribution, as well as unique experiences and offerings at Marlins Park. Through Marlins Charity Partners, the team makes a deep and focused impact with South Florida youth through education, the arts and baseball. This values-driven program is a signature example of the team's commitment to Corporate Social Responsibility and civic engagement.

Past Marlins Charity Partners include: 5000 Role Models of Excellence Project Big Brothers Big Sisters of Greater Miami, Boys & Girls Club of Miami, Breakthrough Miami, City Year Miami, Feeding South Florida, Miami Children's Museum, Miami Lighthouse for the Blind & Visually Impaired, the Miracle League of Miami-Dade, Shake-A-Leg Miami, South Florida After-School All-Stars, Special Olympics Florida-Miami-Dade, Teach for America-Miami-Dade, Up2Us Sports and Young At Art Museum

Fundraising Events

Each year the Marlins Foundation hosts fundraising events to benefit Charity Partners and programs of the Marlins Community Outreach department. Below is a list of fundraising events. For event details, visit marlins.com/community.

- Jack McKeon Golf Classic
- Taste of Miami
- Spring Training Youth Baseball Clinic
- Mother's Day Brunch
- Marlins Play Catch
- FOX Sports Florida Fantasy Auction





FRONT OFFICE



2017 MIAMI MARLINS FRONT OFFICE

EXECUTIVE

Owner, CEO.....	Jeffrey H. Loria
President.....	David P. Samson
Vice-Chairman.....	Joel A. Mael
Executive Vice President & Chief Financial Officer.....	Michel Bussiere
Executive Vice President, Operations and Events.....	Claude Delorme
Special Assistant to the Owner.....	Bill Beck
Special Assistant to the Owner.....	Jack McKeon
Special Assistant to the President.....	Jeff Conine
Special Assistant to the President.....	Andre Dawson
Special Assistant to the President.....	Tony Perez
Executive Assistant to Owner, Vice-Chairman and President.....	Beth McConville
Executive Assistant to the Executive V.P., Operations and Events.....	Teresita Garcia

ADMINISTRATION

Vice President, Human Resources.....	Ana Hernández
Manager, Human Resources.....	Giselle Lopez
Manager, Benefits & Worker's Compensation.....	George Padilla
Coordinator, Human Resources.....	Carlos Delgado
Director, Risk Management.....	Fred Espinoza
Supervisor, Office Services.....	Karl Heard
Assistant, Office Services.....	Donna Kirton
Senior Receptionist.....	Kathy Lanza
Security, Executive Offices.....	John Anderson
Security, Executive Offices.....	John Tavarez

BALLPARK OPERATIONS/FACILITIES

Senior Director, Ballpark Operations.....	Michael Hurt
Director, Game Services.....	Antonio Torres-Roman
Director, Parking.....	Michael McKeon
Manager, Guest Services.....	Cristina Corpion
Manager, Special Events.....	Allison Fitzsimmons
Manager, Event Coordination.....	William Green
Coordinator, Ballpark Services.....	Christopher Sobron
Coordinator, Ballpark Services.....	Maleche Eugene
Coordinator, Game Services.....	Anthony Favata
Coordinator, Game Services.....	Ashley Molina
Coordinator, Game Services.....	Elliot Saks
Coordinator, Guest Services.....	Nathaly Fields
Coordinator, Special Events.....	Gisella Silva
Receptionist.....	Zucel Riera

BASEBALL OPERATIONS

President, Baseball Operations.....	Michael Hill
Vice President, Assistant to the GM.....	Marty Scott
VP & Special Assistant to President Baseball Operations.....	Mike Berger
Assistant General Manager.....	Brian Chattin
Special Assistant to GM.....	Orrin Freeman
Senior Director, Analytics.....	Jason Paré
Director, Team Travel.....	Manny Colón
Analyst, Advanced Scouting.....	Garick Chaffee
Analyst, Baseball Operations.....	Michael Lord

COMMUNICATIONS AND BROADCASTING

Senior Vice President, Communications & Broadcasting.....	P.J. Loyello
---	--------------

COMMUNICATIONS

Senior Director, Communications.....	Matt Roebuck
Director, Publications & Baseball Information.....	Marty Sewell
Manager, Baseball Information.....	Joe Vieira
Manager, Communications & Spanish Media Liaison.....	Jon Erik Alvarez
Coordinator, Communications.....	Maria Armella



BROADCASTING

Director, Broadcasting	Emmanuel Muñoz
Coordinator, Broadcasting	Kyle Sielaff
Broadcaster, Television	Rich Waltz
Broadcaster, Television	Todd Hollandsworth
Broadcaster, Radio	Dave Van Horne
Broadcaster, Radio	Glenn Geffner
Broadcaster, Spanish Radio	Felo Ramirez
Broadcaster, Spanish Radio	Yiky Quintana
Broadcaster, Television (SAP)	Raul Striker Jr.
Broadcaster, Pre/Post Game Television	Jessica Blaylock, Jeff Conine, Craig Minervini, Jeff Nelson and Preston Wilson

COMMUNITY OUTREACH

Senior Director, Community Outreach	Angela Smith
Manager, Community Outreach & Player Relations	Juan Leonel Garciga
Manager, Community Outreach & Marlins Ayudan	Nicholas Crimmarco
Coordinator, Community Outreach Initiatives	Natalie Martinez

CORPORATE PARTNERSHIPS

Senior Vice President, Corporate Partnerships	Brendan Cunningham
Vice President, Business Development	Dale Hendricks
Senior Director, Corporate Partnerships	David Murphey
Manager, Corporate Partnerships	Jose Bowles
Manager, Client Services	Sheri Fanucci
Manager, Client Services	Jason Golden
Coordinator, Corporate Partnerships	Amy Groover
Specialist, Corporate Partnerships	Alexandria Munoz
Executive Assistant, Corporate Partnerships	Judy Cavanagh

CREATIVE SERVICES

Director, Creative Services	Eduardo Fernandez
Manager, Creative Services	Taylor Bolles
Copywriter	Mike Isa
Production Administrator	Pablo Ferreira
Graphic Designer	Kevin Curtis
Brand Photographer & Video Editor	Joshua Cataldo
Coordinator, Video Production	Julio Jauregui

FACILITIES

Vice President, Facilities	Jeffrey King
Manager, Maintenance	Michael Vasquez
Supervisor, Command Center	Deborah Salsberg
Electrician	Gilberto Diaz
Electrician	Yuniel Diaz
HVAC Technician	Aldo Alpizar
HVAC Technician	Daniel Hernandez
HVAC Mechanic	Robinson Rios
Carpenter	Clifford Williams, Jr.
Mechanic	Anthony Herring
Plumber	Vladimir Leon
Command Center Operator	Otilio Morera, Jr.
Command Center Operator	Leslie Plaster
Command Center Operator	Vanessa Suarez
General Maintenance Technician	Alberto Zelie
Executive Assistant, Ballpark Operations and Facilities	Ingrid Noguera



FINANCE

Senior Vice President, Finance.....	Susan Jolson
Administrator, Payroll.....	Carolina Calderon
Coordinator, Payroll.....	Edgar Perez
Manager, Accounting.....	Michael Mullane
Senior Staff Accountant.....	John Cantalupo
Supervisor, Accounts Payable.....	Anthony Paneque
Coordinator, Accounts Payable.....	Brian Weeks
Coordinator, Accounting.....	David Villa

GAME PRESENTATION AND SCOREBOARD OPERATIONS

Chief Engineer, Game Presentation & Scoreboard Operations.....	Robert Castillo
Assistant Engineer, Game Presentation & Scoreboard Operations.....	Chad Messina
Executive Producer, Game Presentation & Scoreboard Operations.....	Luis Dones
Producer, Digital Signage.....	Julio Galan
Assistant Producer, Digital Signage.....	Javier Castellanos
Coordinator, Game Presentation & Scoreboard Ops.....	Kyler Luongo
Coordinator, Engineering.....	Steven Boyer
Public Address Announcer.....	Chad Robinson

GROUNDS CREW

Director, Grounds.....	Chad Cowic-Mulholland
Manager, Grounds.....	Gregory Jones
Supervisor, Grounds.....	Javier Carrillo-Millan
Supervisor, Grounds.....	Nicholas Wolcott
Grounds Crew.....	Carlos De Leon
Grounds Crew.....	Nathan Beaty
Grounds Crew.....	Ameer Johnson

INFORMATION TECHNOLOGY

Senior Director, Information Technology.....	David Enriquez
Manager, Database and Applications.....	David Kuan
Manager, Network Services.....	Alexis Farres
Systems Architect.....	Raul Ocampo
Infrastructure Administrator.....	Eduardo Viamontes
Systems Administrator.....	Ruben Prieto
IT Analyst.....	Luis Navarro

LEGAL

Senior Counsel.....	Ashwin Krishnan
Associate Counsel.....	Stephanie Galvin
Executive Assistant, Legal.....	Sadé Diaz

MARKETING

Vice President, Marketing.....	Claudia Lezcano
Senior Director, Strategy & Engagement.....	Alex Buznego
Director, Events & Promotions.....	Juan Martinez
Director, Marketing.....	Sara Kamber
Manager, Marketing Operations.....	Boris Menier
Manager, Digital Marketing.....	Joseph Cervone
Manager, Events & Promotions.....	Sergio Xiques
Supervisor, Promotions.....	Rafael Capdevila
Mascot.....	John DeCicco
Coordinator, Entertainment & Promotions.....	Lauren Licamara





MEDICAL AND CLUBHOUSE

Medical Director	Lee Kaplan, M.D.
Senior Medical Advisor	Dan Kanell, M.D.
Head Athletic Trainer	Dustin Luepker
Assistant Athletic Trainer	Mike Kozak
Assistant Athletic Trainer	Gene Basham
Strength and Conditioning Coach	Ty Hill
Video Coordinator	Joseph Nero
Equipment Manager, Home Clubhouse	John Silverman
Manager, Visiting Clubhouse	Rock Hughes
Assistant Manager, Home Clubhouse	Michael Diaz

MIAMI MARLINS FOUNDATION

Vice President & Executive Director, Marlins Foundation	Alfredo Mesa
Director, Marlins Foundation	Alan Alvarez
Manager, Foundation Events & Initiatives	Sarah Garcia

RETAIL OPERATIONS

Director, Retail & Merchandising	Ryan Meyer
Manager, Retail Operations	Robyn Feinstein
Manager, Retail Warehouse	Joel Gonzalez
Supervisor, Retail Game Operations	Daniella Muenste
Coordinator, Authentics	Joseph Toledo

SALES AND SERVICE

Vice President, Sales and Service	Ryan Bertschman
---	-----------------

SALES

Director, Suites	Truscott Miller
Manager, Sales	Jeffrey Adams
Manager, Fan Loyalty	Cristina Blanco
Manager, Inside Sales	Jason Hill
Ticket Sales Analyst	Michael Charysh
Senior Sales Executive, Suites	Brian Long
Sales Executive	Christopher Korzick
Sales Executive	David Campbell
Sales Executive	Rickey Pierre II
Sales Executive	Chema Sanchez
Sales Executive	Daniel Saucier
Sales Executive	Anthony Tatarika
Coordinator, Sales & Service	Patty Lara

SERVICE

Director, Business Development & Retention	Thomas Peluso
Manager, Corporate Engagement	Thomas Knapp
Manager, Customer Service	John-Albert Rodriguez
Supervisor, Suite Services	Julie Schwagle
Senior Account Executive, Service & Retention	Jason Liss
Account Executive, Service & Retention	Ashley LeBar
Account Executive, Service & Retention	Samantha MacIntosh
Coordinator, Service & Retention	Nicholas Walko
Coordinator, Service & Retention	Jeffrey Gutierrez

GROUP SALES

Director, Groups & Special Events	Charles Sano
Manager, Groups & Special Events	Bray Ladow
Senior Sales Executive, Groups & Special Events	Kathleen Massollo
Senior Sales Executive, Groups & Special Events	Mario Signorello
Sales Executive, Groups & Special Events	Shashana Baker-Bradley
Sales Executive, Groups & Special Events	David Felt
Coordinator, Groups & Special Events	Enrique Diaz
Coordinator, Groups & Special Events	Mariah Monahan

2017 MIAMI MARLINS FRONT OFFICE

SCOUTING, PLAYER DEVELOPMENT, INTERNATIONAL OPERATIONS

Vice President, Pitching Development	Jim Benedict
Vice President, Player Development	Marc DelPiano
Vice President, Scouting	Stan Meek
Vice President, Player Personnel	Jeffrey McAvoy
Director, International Operations	Albert Gonzalez
Assistant Director, Scouting Administration	Gregg Leonard
Assistant Director, Player Development & International Operations	Marc Lippman
Assistant Director, Amateur Scouting	Michael Youngberg
Assistant Director, Player Development	Brett West
Senior Advisor, Player Development	Tommy Thompson
Advisor, Player Personnel	Paul Ricciarini
Coordinator, Minor League Clubhouse & Equipment	Mark Brown
Coordinator, Minor League Training & Rehabilitation	Andrew Gilligan
Coordinator, Minor League Strength & Conditioning	Mark Brennan
Coordinator, Minor League Video	Joseph Lisewski
Assistant, Pro Scouting	Andrew Leon
Assistant, Player Development	Hector Crespo

SECURITY

Director, Security	Greg Terp
Assistant Director, Security	Derrick Roundtree
Supervisor, Security	William Jameson
Security Officer	Griselda Bonachea
Security Officer	Walter Clarit
Security Officer	Alfonso Flores
Security Officer	Pedro Lanuza
Security Officer	Jahaira Mendez
Security Officer	Mariela Padilla
Security Officer	Adam Stafford
Security Officer	Daniella Valbuena
Security Officer	Joseph Ventura-Stern
Security Officer	Alan Young
Coordinator, Loading Dock	Rosmel Onate

TICKET OPERATIONS

Director, Ticket Operations	Mardi Dilger
Manager, Vault	Jose Braojos
Manager, Ticket Operations	Ossie Alvarez
Coordinator, Ticket Operations & Season Sales	Gerardo Fernandez
Coordinator, Ticket Operations & Group Sales	Juan Carlos Diaz
Coordinator, Ticket Operations	Luis Caminero
Coordinator, Ticket Operations Reports & Assistant Vault	John Jola



WATER YOUR WAY



This ad contains valuable trademarks owned and used by PepsiCo, Inc. and its subsidiaries and affiliates to distinguish products of outstanding quality.



JEFFREY H. LORIA

OWNER

- Jeffrey H. Loria begins his 16th season as Owner of the Miami Marlins and sixth in Marlins Park. Loria officially became the third owner in Club history after purchasing the Marlins from John Henry on February 15, 2002, and he took over the team following the sale's unanimous approval by Major League Owners.
- His vision for Miami and attention to detail made Marlins Park an architectural marvel and one of the country's most unique and beautiful ballparks. His guidance helped the facility earn LEED Gold Certification, officially making it the greenest ballpark in America. Marlins Park is also the world's first retractable-roof facility to earn such honors. Marlins Park earned more than 20 national, regional and local awards for excellence in areas such as construction, architecture, technology, landscaping and environmental efficiency.
- In 2015, Loria was appointed to Major League Baseball's Long Term Strategic Planning Committee. He also serves on the International Committee, a position he has held since its inception.
- The Marlins were officially awarded the 2017 All-Star Game at a press conference held at Marlins Park on February 13, 2015. Loria led the Club's efforts along with Miami-Dade County, City of Miami and City of Miami Beach officials, as well as civic and business leaders on the community's successful bid to host the Midsummer Classic. In 2017, Marlins Park will become the first MLB venue to host both the World Baseball Classic and the All-Star Game in the same year.
- Loria led the Marlins to a World Series title in his second season, 2003, becoming the fastest majority owner to join a franchise and guide it to a championship since Detroit Tigers Owner Thomas S. Monaghan won in his first season in 1984.
- After a 16-22 start to that championship campaign, he made a managerial change on May 11, naming Jack McKeon the seventh manager in Marlins history. That, along with the acquisitions of American League saves leader Ugueth Urbina (Texas Rangers) and South Florida baseball favorite Jeff Conine (Baltimore Orioles), sparked the Marlins to the National League Wild Card and eventual World Series Championship.
- The Marlins won the 2003 World Series in six games over the New York Yankees, capped off by a 2-0 shutout at Yankee Stadium on October 25. The Marlins won 91 games that season, one shy of the Club record established during the 1997 Championship campaign. No team won more games than the Marlins from May 23 through the end of that second championship season.
- Loria first became involved in professional baseball in 1989 when he purchased the Triple-A American Association Oklahoma City 89ers, now the Pacific Coast League's RedHawks, which he owned until 1993. He was named the American Association's Executive of the Year in 1992, the same season his Club won the Triple-A Championship.
- Born in New York City, he received his undergraduate degree from Yale University in 1962, before earning his MBA from Columbia University.
- A leading international Art Dealer since 1962, Loria specializes in major paintings and sculptures by 20th Century Masters. He is a former member of the Board of Directors of the Art Dealers Association of America and is an emeritus member of the Board of Directors for the Benjamin N. Cardozo School of Law of Yeshiva University in New York City. He is also active in supporting numerous charitable organizations around the world, including hospitals, educational institutions and museums. He is the author of two books, "Collecting Original Art" and "What's It All About Charlie Brown?"
- He divides his time between his homes in New York and South Florida.



- Courtesy Rob Földy 2016



DAVID P. SAMSON

PRESIDENT

- David Samson enters his 18th season in Major League Baseball and 16th as President of the Miami Marlins. He is the second-longest tenured team President in MLB and is one of only seven current Presidents to preside over a World Series champion. He is a member of Major League Baseball's Competition Committee and the Diversity & Inclusion Committee.
- As Club President, Samson oversees all aspects of the team's day-to-day business operations, including sales, marketing, operations and personnel matters. He also oversaw the successful completion of Marlins Park in Miami. Construction of the baseball-only, retractable roof, air-conditioned facility exceeded all stated goals from local worker participation to local firm involvement. Under Samson's leadership Marlins Park was completed on time and under budget while also earning Gold LEED certification, officially making it the greenest ballpark in America and the world's first-ever retractable roof facility to earn such distinction.
- Samson works closely with Owner and CEO, Jeffrey Loria, on all baseball matters and general corporate strategy. Samson also presides over the Marlins Foundation, which focuses its efforts on baseball, arts and educational needs of the South Florida community. The Foundation has distributed over \$7.0 million to worthy charities in South Florida since the ballpark gained approval in 2008 and Marlins' Ayudan, a Corporate Social Responsibility Program, has now surpassed over 46,000 hours of volunteer service.
- Samson, 49, was born in Milwaukee, WI, and was raised in New York City. He graduated from the University of Wisconsin-Madison with a bachelor's in Economics in 1990. He received a Juris Doctor from the Benjamin N. Cardozo School of Law in New York City in 1993. He is a member of the New York State Bar. Following law school, Samson became President and Founder of News Travels Fast, the first company to deliver the New York Times to Europe on a same-day basis. In 1996, Samson joined Morgan Stanley, an investment bank in New York City, a position he resigned in 1999 when he joined the Montreal Expos as Executive Vice President.
- Among his accomplishments, Samson was named one of Sports Business Journal's "Forty Under 40" for two years running, 2003-04. Other highlights, in addition to the 2003 World Series Championship, included the Florida Marlins being named South Florida's No. 1 Film and Entertainment Company of the Year and Baseball America's Organization of the Year.
- On October 21, 2006, Samson became the first active team President to complete the Ford Ironman World Championship Triathlon in Kona, Hawaii. In addition to swimming 2.4 miles, biking 112 miles, and then running a full marathon, all in 15 hours, 36 minutes, Samson personally raised over \$250,000 for the Marlins Foundation, the Challenged Athletes Foundation ("CAF") and other local Hawaiian charities.
- Samson concentrates his charitable efforts on helping underprivileged and sick children experience summer camp and improved education and health care. In addition, he is a member of CAF's Board of Directors. His vision is to help increase its visibility, thus enabling more physically challenged athletes to compete in triathlons as well as other sports.
- In 2016, Samson received The Hope Award, which is the National MS Society's highest volunteer award at a gala that raised over \$600,000.
- In 2010, Samson was named to Benjamin N. Cardozo School of Law's Board of Overseers and in 2014 he was named Chairman of the Board. As a member of this board he works to continue Cardozo's renowned clinical programs, as well as the continued growth of its public interest scholarship programs. He is also on the board and executive council of Yeshiva University. Samson also serves on the Miami Children's Museum Board of Directors.
- On April 27, 2012, Samson ran 52.5 miles from Pompano Beach to Marlins Park to raise funds for 10 "Charities of Choice" to honor the construction workers who made Marlins Park a reality. The run raised over \$600,000 through sponsor and individual donations.
- In 2014, Samson was one of 18 contestants on the 28th season of Survivor™. He is the only active team executive to appear on the show, and one of fewer than 500 people in the United States to be selected to participate. Samson also starred as Lorne Michaels in the 2014 production entitled "Not Ready for Primetime." This full-length feature play detailed the beginnings of "Saturday Night Live."
- In 2015, Samson along with owner Jeffrey Loria, worked with Miami-Dade County, City of Miami and City of Miami Beach officials, as well as civic and business leaders to bid for the 2017 All-Star Game. On February 13, 2015, the 10th Commissioner of Baseball, Robert D. Manfred, Jr. awarded the 2017 Midsummer Classic to Miami. In 2017, Marlins Park will become the first MLB venue to host both the World Baseball Classic and the All-Star Game in the same year.
- He and his wife, Cindi, a former school director, have been married for 26 years and have two daughters, Hannah and Kyra, and a son, Caleb.



JOEL MAEL

VICE CHAIRMAN

- The 2017 season marks Joel A. Mael's 16th as Vice-Chairman of the Miami Marlins, a position he was named to in February of 2002. Prior to joining the Marlins, Mael worked closely with the Montreal Expos organization as a financial advisor for three years. His business relationship with Owner Jeffrey Loria dates back more than 25 years, and he continues to advise ownership and management on a myriad of issues.
- Mael co-founded the investment and merchant banking firm Tallwood Associates in 1990. The New York City firm has completed more than 100 transactions/investments since its inception. Mael continues to serve as one of the managing members on many of the firm's investments.
- Following his graduation from business school in 1981, Mael spent 10 years in Drexel Burnham's Corporate Finance department, rose to the Managing Director level and was a member of the department's executive committee. At Drexel, he was involved in more than \$5 billion of financings and numerous M&A and LBO transactions.
- Mael was born in Montreal, Canada, and raised in Brookline, Mass. He earned a B.A. in Economics from Yeshiva College and an MBA from Harvard Business School in 1981.
- Mael also serves on the board of directors of Yeshiva College and other various charitable institutions. Joel, 60, and his wife, Lynn, have four children: Ayelet, Jonathan, Daniella and Aviva.

CARL BARGER

THE MARLINS DEDICATED THE CLUB'S INAUGURAL SEASON TO CARL BARGER, WHO PASSED AWAY DECEMBER 9, 1992 AT THE BASEBALL WINTER MEETINGS. MR. BARGER WAS THE MARLINS' FIRST PRESIDENT AND CHIEF OPERATING OFFICER. THE LEGACY OF MR. BARGER IS HONORED WITH A COMMEMORATIVE PLAQUE LOCATED INSIDE THE HOME PLATE ENTRANCE OF MARLINS PARK.





MICHAEL HILL

PRESIDENT, BASEBALL OPERATIONS

- Michael Hill begins his fourth season atop the Marlins' Baseball Operations department, and his 15th season with the organization. He was promoted to President of Baseball Operations on September 29, 2013. He previously served as the Marlins' General Manager for six full seasons; he was promoted to the position on Sept. 29, 2007. He previously served as VP and Assistant General Manager. Hill is currently the only African-American (fifth in MLB history), and one of two Hispanics, that presides over baseball operations for a Major League club.
- The Marlins finished the 2016 campaign in third place in the National League East division for the second consecutive season, and recorded an eight-win improvement on the 2015 season. The 2017 club returns all eight starting position players, and a bolstered pitching staff, which features the additions of former All-Stars Edinson Volquez and Jeff Locke as well as Dan Straily, Junichi Tazawa and Brad Ziegler. In 2014, Hill's first season atop the Marlins' Baseball Operations department, Miami made a 15-win improvement and became one of only three teams in MLB history to win 77-or-more games following a 100-loss season.
- Hill has 23 seasons of experience in various front office capacities following his retirement as a Minor League player. He spent three seasons with the Colorado Rockies, serving as the Club's Director of Player Development. Hill joined Colorado in 1999 after five years (1995-99) with the Tampa Bay Devil Rays. In Tampa, Hill worked as an assistant in the scouting and player development departments.
- Hill was a 31st-round draft pick by the Texas Rangers in the June 1993 Draft. He played two seasons (1993-94) in the Rangers' system and one year (1995) in the Reds' organization before joining the Devil Rays' front office.
- A 1993 graduate of Harvard University, Hill was elected senior class marshal (the equivalent of class president) while starring as the Crimson football team's top rusher and the baseball team's captain. Hill was born and raised in Cincinnati, Ohio, where he played football, baseball and basketball at the city's Country Day School.
- Hill, his wife, Vivian, and three sons, Donovan, Xavier and Baron, reside in Plantation Acres, Fla. He is quite active in the South Florida community as he is a member of the Marlins Ayudan program, focusing his efforts on increasing literacy skills of students at Lenora B. Smith Elementary School. He also volunteers at the Ronald McDonald House of Miami, and serves as a mentor for the 5000 Role Models of Excellence Project.
- In February 2016, the Hill Family Scholarship was launched as part of Hill's commitment to philanthropy and education in South Florida. The scholarship is inspired by the core values of the Hill family and looking to support a deserving student in the pursuit of a college career.
- In addition, Hill has completed multiple marathons and half marathons. He ran the Miami Marathon in 2008, the Boston Marathon in 2009, the New York City Marathon in 2010 and Disney's Goofy Challenge (full and half marathon on back-to-back days) in January 2012. He also recently completed the Disney Dopey Challenge in January 2017 (5K, 10K, half marathon and full marathon on consecutive days).



MICHEL BUSSI RE

EXECUTIVE VICE PRESIDENT; CHIEF FINANCIAL OFFICER

- Michel Bussi re, with 29 years of experience in professional baseball, begins his 16th season with the Marlins. He joined the organization in 2002 as Vice President and Chief Financial Officer and was promoted to Executive Vice President and Chief Financial Officer in 2006. He oversees the financial operations of the Marlins, as well as human resources, information technology and risk management. He is also responsible for the long-range business and financial plans of the organization.
- Prior to joining the Marlins, Bussi re served as Chief Financial Officer of the Montreal Expos, an organization he joined in 1987.
- A native of Montreal, Bussi re holds a bachelor's degree and a master's from  cole des Hautes Etudes Commerciales at the University of Montreal and is a member of the Quebec Order of Certified Public Accountants. Bussi re and his wife, Josee, have two children, Nancy and Renaud.



CLAUDE DELORME

EXECUTIVE VICE PRESIDENT, OPERATIONS AND EVENTS

- Claude Delorme enters his 13th year with the Marlins. He was promoted to Executive Vice President of Operations and Events in March of 2012 after overseeing the construction of Marlins Park in Little Havana. He joined the organization on February 11, 2005 as a consultant, and was named Senior Vice President of Stadium Development in December 2005. In December 2009, he was promoted to Executive Vice President of Ballpark Development and shifted his focus to overseeing all facets of the construction of Marlins Park and working closely with all associated individuals, including: Owners Representatives, Architect, Construction Manager, City and County representatives and consultants.
- Following the completion of the ballpark in March 2012, he has been able to concentrate on his new role as Executive Vice President of Operations and Events. He oversees all events held at Marlins Park, including baseball events and non-gameday events. The ballpark is perfectly positioned to host events both large and small from consumer shows to concerts, corporate events to bar mitzvahs. Throughout his tenure with the Marlins, Delorme has also been responsible for the business operations held at Roger Dean Stadium.
- Delorme played a critical role in securing the World Baseball Classic games played at Sun Life Stadium in 2009, and at Marlins Park in March 2013 and 2017, as well as the All-Star Game in 2017. In 2013, he negotiated a six-year agreement with the American Athletic Conference on hosting the Miami Beach Bowl at Marlins Park starting in December 2014. Other major events held at Marlins Park since 2012 include Race of Champions, Miami Marathon and Half Marathon Health and Fitness Expo, Opening and Closing Ceremonies of the World Outgames, Tiger Direct Consumer Show, Serie de Las Americas Winter Baseball games, Power Showcase, soccer matches, concerts and Joel Osteen Night of Hope. This season, he will oversee the planning and execution of the World Baseball Classic and All-Star events as the Marlins become the first MLB team to host two Jewel Events in the same year.
- The 2012 debut of Marlins Park did not go unnoticed; Marlins Park was awarded the Eagle Alliance Award for Mega-Projects from the South Florida ABC Chapter and thus entered into the national competition for projects costing more than \$200 million. Engineering News Record (ENR) Southeast recognized both Marlins Park and the Marlins Park Parking Garages as two of the Best Overall Projects in 2012; Marlins Park was named Project of the Year in the "Sports/Entertainment" category. Also recognized for the environmental sustainability of the ballpark, Alliance to Save Energy ranked Marlins Park as the number one energy-efficient Major League Baseball stadium.
- He joined the Marlins after 23 seasons with the Montreal Expos, where he last served as Executive Vice President of Business Affairs and was responsible for operations, sales, marketing, ticketing operations, communications and game services. Claude worked extensively in San Juan, Puerto Rico, during the 2003 and 2004 seasons, planning and implementing business operations for the Expos' 22-game home schedule played on the island. He was Montreal's Vice President of Stadium Operations from 1993-98, after holding a variety of positions in Game Services, Ticket Operations, Food Service, and Business Operations. He had his first taste of Miami while supervising the Club's Spring Training facility in Jupiter, Fla., from 1998-2002.
- Delorme graduated from Laurentian University in Ontario, Canada, with a degree in Sports Administration. He and his wife, Carole, have two daughters, Alexia and Karissa.



BRENDAN CUNNINGHAM

SENIOR VICE PRESIDENT, CORPORATE PARTNERSHIPS

- Brendan Cunningham enters his 15th season with the Marlins and 27th in professional sports. As Senior Vice President of Corporate Partnerships, Cunningham currently oversees all aspects of the Club's sponsorship sales efforts, including broadcast sales and integrated marketing programs. He joined the organization as Director of Corporate Sales in September 2002. Since that time, he has served in a variety of sales and management positions overseeing all of the Club's sales and service areas.
- Prior to his arrival in South Florida, Cunningham served as Vice President/General Manager of the Jacksonville Tomcats, a charter franchise of the fledgling Arena Football League, while also serving as Vice President/Governor of the Jacksonville Lizard Kings of the East Coast Hockey League. In 1998, Cunningham served as Director of Ticket Sales and Operations for the Tampa Bay Lightning of the National Hockey League, after being hired by the Club in 1994 as a Senior Sales Representative.
- Cunningham began his sports career in 1990 as a Ticket Sales Representative for the Hartford Whalers of the National Hockey League's old Adams Division. After being promoted a number of times, Cunningham departed the organization in 1994.
- Cunningham has been an active member of the Greater Miami Chamber of Commerce serving on the Board of Directors and is a past Chair of the Sports Committee. He has also supported a number of local charities most recently as a Board Member for the March of Dimes in Broward County.
- The youngest of six children, Cunningham attended Central Connecticut State University after growing up in West Hartford, Conn. Brendan, his wife, Kelly, and their daughters, Kayla, Kerry and Kennedy, reside in Broward County.





SUSAN JAISON

SENIOR VICE PRESIDENT, FINANCE

- Susan Jaison enters her 24th season with the Marlins. As the Senior Vice President of Finance, Jaison works closely with Executive Vice President and Chief Financial Officer Michel Bussi re on overseeing the day-to-day financial operations of the Marlins, including financial reporting and analysis, budgeting and cash management. She is also responsible for reporting requirements to Major League Baseball along with year-end audit and tax.
- She joined the Marlins in May of 1994 as an Accounting Manager and was promoted to Director of Finance/Controller in November of 1996. Prior to joining the Marlins, Jaison worked as an Accounting Manager for Sports-Tech International, a manufacturer of video editing systems, from 1991-93.
- Jaison received a bachelor's degree in Accounting from Florida Atlantic University in Boca Raton and is a Florida Certified Public Accountant.
- Born in Nagpur, India, Jaison moved to the United States in 1983. Jaison resides in Davie with her husband and their children, Rachel and Rohan.



P.J. LOYELLO

SENIOR VICE PRESIDENT, COMMUNICATIONS & BROADCASTING

- P.J. Loyello is currently in his 25th season in professional baseball and 16th with the Miami Marlins, having joined the organization in 2002. He oversees the Club's baseball information, business communications, broadcasting, community outreach, foundation and publications departments. In 2013, he formed the Marlins Alumni Association in order to unite former players, coaches, staff and front office personnel to raise money for local charities and to assist in community outreach initiatives that help promote MLB throughout South Florida.
- As part of his responsibilities, Loyello manages the Marlins Radio Network. He also negotiates the English and Spanish radio contracts and oversees the fulfillment of the team's television broadcast agreement with Fox Sports Florida.
- Through the Marlins Foundation and Community Outreach department, the Club is a strong leader in Corporate Social Responsibility (CSR). This is best evidenced in surpassing \$7M in philanthropy and over 46,000 hours of service benefitting education, youth baseball and the arts. As a corporate leader in sports and entertainment, he is actively engaged in expanding Marlins CSR initiatives to multiple departments as a model for sports philanthropy. He serves as a Member of the Board of Directors of the Beacon Council in Miami, Boys & Girls Clubs of Broward County and the Young At Art Museum in Fort Lauderdale. He also serves on the Marlins Foundation Board of Directors.
- Loyello has worked with Major League Baseball as a public relations official for five World Series, three All-Star Games and the 1997 Expansion Draft. He also assisted MLB for the 2009, 2013 and 2017 World Baseball Classic tournaments. In 2017, Marlins Park will become the first MLB venue to host both the World Baseball Classic and the All-Star Game in the same year.
- Prior to joining the Marlins, Loyello spent seven seasons with the Montreal Expos as Director of Media Relations. During parts of those seven seasons, he also handled aspects of team travel and community relations.
- Loyello started in professional baseball in 1993 in the International League, where he was the Director of Public Relations for the Ottawa Lynx's inaugural season. He was then named Director of Baseball Operations in 1994 before joining the Expos in 1995.
- Loyello holds a Bachelor of Commerce from Concordia University. He enjoys golf and running, and has completed several marathons, including the New York City (2010), Boston (2009) and Miami (2008). He and his wife, Holly, have a daughter, Noelle, and two sons, Jack and Max, and reside in Weston, Fla.



JIM BENEDICT

VICE PRESIDENT, PITCHING DEVELOPMENT

- Jim Benedict enters his second season with the Marlins organization, joining the club as Vice President of Pitching Development in October 2015. Benedict spent the previous seven seasons with the Pittsburgh Pirates in multiple roles. He served as the Pirates' Minor League Pitching Coordinator in 2010 and 2011, and spent six seasons as Special Assistant to the General Manager (2009, 2011-15). In the role of Special Assistant, Benedict had an emphasis on Player Development and Advance Scouting of National League clubs.
- Prior to joining the Pirates, Benedict spent the 2007 and 2008 seasons as a Major League Scout with the Cleveland Indians, while also performing the duties as an Advance Scout. He also worked six years (2001-06) with the New York Yankees as a Pro Scout and a Special Assistant to the club's Baseball Operations department.
- Benedict was the pitching coach for Loyola Marymount and Chapman College (CA) before beginning his scouting career with the Texas Rangers in 1990. He also worked as a Minor League Pitching Coordinator with the Los Angeles Dodgers (1998-2000) and worked in the same capacity with the Montreal Expos for five seasons (1994-98).
- Benedict played baseball at LA Valley Community College (1981-82) and Arizona State University. He was signed by the Kansas City Royals as a non-drafted free agent in 1984. He pitched three seasons in the Minor League systems of Kansas City and Atlanta, going a combined 18-15 with a 2.66 ERA and 23 saves in 127 relief appearances. Benedict also coached at LA Valley CC in 1987 and was inducted in the LAVC Athletic Hall of Fame in June 2010. He resides in Lakewood Ranch, Fla.



MIKE BERGER

VICE PRESIDENT; ASSISTANT GENERAL MANAGER

- Mike Berger enters his fourth season with the Marlins, serving as Vice President and Assistant General Manager. He joined the organization in November 2013 after five seasons in the Arizona Diamondbacks organization. He spent his last two years in Arizona in the role of Special Assistant to the General Manager and Major League Scout.
- Including a 14-year Minor League playing career, Berger has 38 years in professional baseball, serving in a variety of roles, including Minor League manager, Minor League coach, scout and front office executive (Director of Player Development and Director of Professional Scouting). Originally drafted by the Pirates in the fourth round of the 1980 First-Year Player Draft, Berger played in the Pirates, Expos and Rangers systems. During his final three professional seasons, he served as player/coach, working as the Oklahoma City hitting coach.
- Following his playing career, Berger joined the scouting department of the Montreal Expos in 1996. His roles included area supervisor, cross-checker, Assistant to the General Manager and Director of Pro Scouting over his six seasons with the Expos. He has also worked in the scouting departments of the Houston Astros, Colorado Rockies and Toronto Blue Jays organizations prior to joining Arizona in 2009.
- Berger resides in Oakmont, Pa., with his wife, Leslie, and their three children: Nicholas, Matthew and Caitlyn. He was a high school teammate of Dan Marino at Pittsburgh Central Catholic High School. Also of note, his father, Jack, was a longtime public relations director for the Pittsburgh Pirates, and his grandfather, Jack Sr., was one of the original members of the BBWAA, and was a sports cartoonist for the Pittsburgh Press.



RYAN BERTSCHMAN

VICE PRESIDENT, SALES AND SERVICE

- Ryan Bertschman enters his first season as Vice President of Sales and Service, and his fourth season with the Miami Marlins, joining the organization in January of 2014. As the Vice President of Sales and Service, he oversees all ticketing strategy and execution for season and group tickets, premium seat and suite sales as well as customer service.
- Prior to joining the Marlins, Bertschman spent 15-plus years in professional sports, spending time with various organizations including senior-level positions with the sales departments at the Florida Panthers, Detroit Pistons and Learfield Sports. His duties included overseeing the execution of season ticket, group, suite and sponsorship sales strategies.
- Bertschman is a member of the advisory board for the Sports Marketing program at the Falls School of Business at Anderson University, is a "Big Brother" in the Big Brothers Big Sisters School to Work program, and is the Vice Chairman of the Board of Directors for the YMCA in Weston. He also enjoys coaching baseball and soccer for his children.
- Bertschman is a graduate of Anderson University (Indiana) in 2003 with a Bachelor of Arts in Marketing and a Minor in Management. He resides in Weston with his wife, Rachel, son, Noah, and daughter, Katie.



MARC DELPIANO

VICE PRESIDENT, PLAYER DEVELOPMENT

- Marc DelPiano begins his second season as Vice President of Player Development. DelPiano is in his second stint with the Marlins organization following seven years with the Pittsburgh Pirates. He also worked for the Marlins from 2002-05, serving as a crosschecker (2002), Director of Player Development (2003-04), and Director of International Scouting (2005).
- DelPiano had been with the Pirates since the 2009 season, most recently serving as Special Assistant to the General Manager. Prior to his time with Pittsburgh, he spent three seasons (2006-08) with the Boston Red Sox as a Special Assignment Scout. He was also an area scout with the Montreal Expos from 1996-2000, before serving as the club's East Coast Scouting Supervisor in 2001. Following two seasons as an infielder in the Cleveland and Houston organizations, DelPiano joined the Rangers organization in 1991 as an area scout and Minor League coach.
- DelPiano played collegiate baseball with Broward Community College in 1986 and at the University of Tennessee in 1987-88, and, after being signed by Cleveland as a non-drafted free agent in 1989, he received his bachelor's degree in Education from the State University of New York at Cortland in 1991.
- He currently resides in Jupiter, Fla., with his wife, Nikki. The couple has three children: Gina, Alex and Jimmy.



DALE HENDRICKS

VICE PRESIDENT, BUSINESS DEVELOPMENT

- The 2017 season marks Dale Hendricks' 15th as the Marlins' Vice President of Business Development, after being named to the position in September of 2002. In his role, Hendricks is responsible for developing and creating strategic business alliances.
- During his first seven seasons with the Marlins, Hendricks was responsible for overseeing a corporate sales effort that resulted in a significant increase in corporate sales revenue and quadrupled the number of corporate partnerships.
- Prior to joining the Marlins, Hendricks served as the Vice President of Sales and Marketing for the Orlando Predators of the Arena Football League. Hendricks increased the Predators' sales 220 percent from 2001 to 2002.
- Hendricks spent seven seasons in minor league hockey prior to joining the Arena Football League, including five years (1996-2001) with the Pensacola Ice Pilots and Barracudas as Vice President of Corporate Marketing, ranking first in corporate marketing three years in a row. He spent two seasons (1994-96) with the IHL's Atlanta Knights as Director of Corporate Marketing.
- Hendricks spent nine years with the NBA's Atlanta Hawks, from 1985-94. He began his career as an Account Executive with the team and rose to Senior Marketing Executive, a position he held from 1992-94.
- Hendricks graduated from Shorter College in Georgia with a degree in business administration, and he was a three-year starter on the basketball team.
- Hendricks resides in downtown Miami, Fla., and enjoys golf, tennis and cross training.



ANA HERNANDEZ

VICE PRESIDENT, HUMAN RESOURCES

- Ana Hernandez enters her 17th full season with the Marlins and her fourth as Vice President of Human Resources. Hernandez is responsible for the development and administration of policies and procedures covering all human resources areas, including: recruiting, benefits, employment wages and salary administration, personnel records, training, labor relations and all employee counseling. She leads human resources practices and objectives that will provide an employee-oriented, high-performance culture that emphasizes empowerment, quality, productivity and standards, goal attainment, and the recruitment and ongoing development of a superior workforce.
- Hernandez was promoted to her current position in November 2013, following three years as Senior Director of Human Resources. She originally joined the organization in August of 1999 as Employee Relations Manager and was promoted to Director of Human Resources in 2002. Prior to joining the Marlins, Hernandez spent six years as the Human Relations Manager for Omni Hotels in Miami.
- Hernandez has been an Advisory Board Member of the Academy of Hospitality and Tourism since 2011. She has a business degree from Florida International University.
- Hernandez was born in Havana, Cuba, and raised in Miami, Fla. Ana and her husband, Armando, have two children, Paola and Christian, and reside in Miami, Fla.





JEFF KING

VICE PRESIDENT, FACILITIES

- Jeff King begins his eighth full season with the Marlins and his sixth as Vice President of Facilities. King was promoted from Ballpark Engineer to his current role in June 2011. He oversees all systems within Marlins Park, and is responsible for grounds and all maintenance, trades and housekeeping services. In addition, he manages all post-construction capital projects.
- King joined Jacobs Engineering in 1997 and was Manager of Projects there from 2006-09. In March of 2008, he began working with the Club as the Design Manager for the Owners' Representative on the Marlins Ballpark Project. He joined the Marlins full-time in August 2009.
- Prior to joining Jacobs, King was a Senior Project Manager for the US Department of Justice from 1991-97. He is a licensed architect, a Certified Construction Manager and a Leadership in Energy and Environmental Design Accredited Professional.
- He received his bachelors in Architecture from the University of Virginia, and worked at architectural firms in the Commonwealth for five years before joining the Department of Justice.
- King and his wife, Britten, have three children: Grace, Christopher and Emma. They reside in Miramar, Fla.



CLAUDIA LEZCANO

VICE PRESIDENT, MARKETING

- Claudia Lezcano enters her second year as the Marlins' Vice President of Marketing. Claudia joined the Marlins on February 1, 2016 after spending the previous year building her brand and marketing consultancy. She oversees the Club's marketing strategy, brand engagement, digital/social media, creative services, events, promotions, game presentation and production disciplines.
- Prior to establishing her own company, she was the Senior Vice President, Chief Marketing Officer of the Miami Dolphins. When she was hired, she was the first female SVP, Chief Marketing Officer in the NFL. During her three-year tenure, she led a team of 40 members and was responsible for the organization's marketing and brand efforts including the recent re-branding, logo and uniform redesign. Additionally, she oversaw the Miami Dolphins Foundation.
- Prior to joining the Dolphins, Claudia worked for eight years with Miami-based Burger King Corporation. Her last assignment at Burger King was Vice President, North America Marketing Communications. In that capacity, she managed a budget of \$340M and oversaw all media, advertising, digital/social, merchandising and public relations efforts.
- Early in her career, she worked at several Advertising Agencies, including Lezcano Associates, Bromley Communications and J. Walter Thompson. Her clients included Ford Motor Company, South Florida Ford Dealers, Domino's Pizza and others.
- Claudia was born and raised in Miami. She graduated from the University of Miami and resides in South Miami, with her husband Eduardo del Campo. She has always been passionate about her diverse community and empowering those who are less fortunate. She has volunteered with Big Brothers Big Sisters, and recently became a Guardian Ad Litem.



JEFF McAVOY

VICE PRESIDENT, PLAYER PERSONNEL

- Jeff McAvoy enters his second season as the Marlins' Vice President of Player Personnel, and his fourth with the organization. McAvoy, who is in his 16th year in professional baseball, joined the Club in November 2013 as Director of Pro Scouting.
- Prior to joining the organization, he spent four seasons with the Tampa Bay Rays, most recently as a special assignment scout. He also spent three years as a Major League scout with the Rays.
- McAvoy began his career as a pro scout for the Houston Astros from 2006-09. He was a Minor League pitcher in the Montreal Expos' organization from 2000-04 after signing as a non-drafted free agent from the University of Mississippi.
- He and his wife, Dana, have two sons, Chase and Sawyer, and a daughter, Harper.



STAN MEEK

VICE PRESIDENT, SCOUTING

- Stan Meek enters his sixth full season as the Vice President of Scouting after being appointed to the post in September 2011. He spent the previous nine seasons as the Marlins' Director of Scouting, beginning on June 14, 2002.
- Overall, Meek begins his 27th season of professional scouting, following a 14-year collegiate coaching career. He began his scouting career as an area scout for the Detroit Tigers from 1991-95, before joining the Tampa Bay Devil Rays in 1996 as a National Crosschecker, a position he held through the 2000 season. Meek served as the Montreal Expos' National Crosschecker in 2001 before joining the Marlins in the same capacity in February 2002.
- Prior to his scouting career, Meek spent 14 years at the University of Oklahoma, serving as the pitching coach from 1977-89 and interim head coach in 1990. As the Sooners' pitching coach, Meek worked with former Marlins and former first-round draft picks, RHPs Jack Armstrong and Bobby Witt.
- Meek, a left-handed pitcher, played collegiate baseball at the University of Oklahoma from 1972-74 and was a third-team All-American in 1974. He was selected in the 15th round of the 1974 Draft by St. Louis and spent four seasons (1974-77) in the Cardinals' Minor League system before joining the Sooners' coaching staff.
- Meek pitched for Team USA in the third annual USA vs. Japan Collegiate All-Star Series in Japan in 1974. Meek was named the Most Valuable Pitcher in the series, won by the United States, four-games-to-three. Meek went 3-0 with a 2.25 ERA, allowing three earned runs on five hits in 12.0 innings.
- Meek and his wife, Gina, reside in Norman, Okla. They have two daughters, Paige and Taylor, and a son, Hunter.



ALFREDO MESA

VICE PRESIDENT & EXECUTIVE DIRECTOR, MARLINS FOUNDATION

- Alfredo Mesa begins his seventh full season with the Miami Marlins and serves as Vice President and Executive Director of the Marlins Foundation. The Foundation supports the Charity Partners of the Miami Marlins through philanthropy and service and is committed to improving the lives of South Florida youth. The Foundation's community partnerships and outreach efforts are a values driven commitment to Corporate Social Responsibility and civic engagement.
- Prior to joining the Marlins, he served as Vice President and helped manage the Miami office of Dutko Worldwide, a public policy management firm with headquarters in Washington D.C. His practice focused on assisting clients with their policy development, advocacy, communications strategy and business development objectives. Prior to joining Dutko, Alfredo served as Executive Director of the Cuban American National Foundation.
- Alfredo also served as Director of Public Affairs for former Miami-Dade County Mayor Alex Penelas. During his twelve years of county service, Alfredo was an advisor to the Mayor on administrative matters, policy development, constituent services, media strategy and community relations. In this role, he helped lead community efforts to bring major events to South Florida such as the Latin GRAMMYS and the MTV Video Music Awards.
- Alfredo earned a bachelor's degree in Public Administration from Florida International University. He currently serves on the boards of the American Red Cross South Florida Region, Camillus House, a non-profit organization that provides humanitarian services to poor and homeless men, women and children, and Catholic Charities of the Archdiocese of Miami.



MARTY SCOTT

VICE PRESIDENT; SPECIAL ASSISTANT

- Marty Scott enters his second season as Vice President and Special Assistant, and his fifth full season with the Miami Marlins after joining the club in September 2011 as the Vice President of Player Development. Scott joined the Marlins after spending the previous three seasons as the manager of the Lincoln Saltdogs of the Independent American Association, guiding the Saltdogs to the American Association championship in 2009.
- He has worked 40 seasons in professional baseball, including 10 as the Director of Player Development for the Texas Rangers, from 1985-94. Scott's front office tenure also includes a year as a Vice President with the St. Paul Saints (2001) and as President of the Fort Worth Cats' parent company in 2002.
- In addition to his front office experience, Scott has spent 13 seasons managing at the Minor League level, winning four championships. His managerial career includes stints in the Texas Rangers (1982-84) and New York Mets (2008) organizations, as well as with St. Paul (1995-2000) and Fort Worth (2002). He also managed Team USA in 2002 and 2003, leading the team during the 2003 World Cup and the qualifying rounds for the Pan-American Games. Drafted in 1977 by the Texas Rangers, Scott played four seasons in the organization, reaching as high as Triple-A in 1979 and 1980 as a corner infielder and played all nine positions in the 1981 Double-A Texas League All-Star Game, as well as posting a 0.00 ERA pitching at the AAA level in six appearances (4.0 ip). He was also selected as Topps Minor League Player of the Month twice during his career.



BRIAN CHATTIN

ASSISTANT GENERAL MANAGER

- Brian Chattin enters his 20th season with the Marlins and second as Assistant General Manager. In his current role, Chattin works with President of Baseball Operations Michael Hill on a variety of aspects involving the major league club including roster management, salary arbitration, contract research and negotiation, and waiver and rule compliance.
- He spent the previous 11 seasons as the Director of Player Development. In this role, Chattin oversaw all aspects of the organization's minor league system, including player evaluation, roster management, contract negotiations, rule compliance and affiliate relations.
- Chattin spent the 2002 through 2004 seasons as the Marlins' Baseball Operations Assistant. In this role, he assisted in all aspects of player development administration as well as various aspects of the Marlins' major league and scouting operations.
- Chattin joined the Marlins in March 1998 as a Marketing Intern. He was hired by the ticket sales department as a Sales Assistant in June of that year and promoted to an Account Executive in October 1998. Chattin held this position until his selection to the Baseball Operations Department in March 2002. He began his baseball career in 1996 as a front office executive with the Evansville Otters of the independent Frontier League.
- Chattin graduated from the University of Southern Indiana in 1996 with a Bachelor of Science in Business Administration. He earned a Master's in Sports Administration from Ohio University in 1998.
- Chattin was born and raised in Freelandville, Indiana. He and his wife, Amy, have a son, Wylie, and a daughter, Ella.



JASON PARÉ

SENIOR DIRECTOR, BASEBALL ANALYTICS

- Jason Paré enters his second season with the Miami Marlins as Senior Director of Analytics. He started with the team in January 2016 following two years as an Analyst, Baseball Analytics for the Toronto Blue Jays. Prior to his time in Toronto, he spent six seasons with the Cleveland Indians, first as a baseball operations intern, and later as an Analyst and Assistant in Baseball Operations. His first exposure to a major league front office was a summer internship with the Oakland Athletics in 2007.
- Paré is responsible for directing the Marlins' analytical efforts, which will inform baseball decision making at all levels. This includes work on major league roster construction, contracts, advance scouting, player development, and the amateur draft, as well as the creation of baseball-specific databases and information systems. He is a 2010 graduate of the Major League Scouting Bureau's Scout Development Program.
- A native of East Greenwich, RI, Paré graduated from Yale University in 2007 with a B.A. in Cognitive Science. He currently resides in Miami, Fla.





MANNY COLÓN

DIRECTOR, TEAM TRAVEL

- Manny Colón enters his 15th season with the Marlins and seventh as Director of Team Travel. He was appointed to the post on November 1, 2010 after two years as the Manager of Player Development and International Operations. Colón handles all the transportation logistics for Marlins players, coaches, and front office staff. Colón's responsibilities include arranging hotel rooms, buses, air travel, baggage transportation, equipment, game tickets and meal money for Spring Training, regular season and postseason games.
- Colón joined the Marlins in 2002 as a Marketing Intern and then became a Player Development Intern in Baseball Operations in '03. He was hired full time as Player Relations Assistant within Community Affairs in October of '03. He then was promoted to Player Development Assistant in Baseball Operations in '05.
- Colón graduated from the University of Tennessee at Martin in 2001 with a Bachelor of Science in Business Administration. He then continued his education, earning a master's in Sports Administration from St. Thomas University in Miami, Fla., in '03. He has been an adjunct professor and guest lecturer at various local universities over the past five years.
- Colón was born in Monterey, Calif., and raised in Clarksville, Tenn. He has a daughter, Melanie, and a son, Jason, and currently resides in North Miami Beach, Fla. His brother, Kelvin, currently works for the Baltimore Orioles as a scout for South Florida.



ALBERT GONZALEZ

DIRECTOR, INTERNATIONAL OPERATIONS

- Albert Gonzalez enters his 12th season as the Marlins' Director of International Operations. He was named to his current post on December 16, 2005. In this role, Gonzalez oversees all aspects of international operations, including scouting, player development and operation of the Club's Dominican Academy.
- Gonzalez joined the Marlins after 13 years with the Kansas City Royals, including seven seasons as Latin American Scouting and Player Development Coordinator. He oversaw scouting of the professional winter leagues in Venezuela and Dominican Republic, and also served as a Territorial Scout in South Florida. Gonzalez joined the Royals' scouting efforts in 1993 as an Associate Scout. He was named a part-time Scout in 1994, and was promoted to Area Supervisor following the 1996 season.
- Gonzalez was born in Miami and raised in Hialeah. He currently resides in Coral Springs, Fla. He is a 1995 graduate of Nova Southeastern University. He and his wife, Heather, have two daughters, Shelby and Amanda.



GREGG LEONARD

ASSISTANT DIRECTOR, SCOUTING ADMINISTRATION

- Gregg Leonard enters his third season as the Marlins' Assistant Director of Scouting Administration, following 14 years as Assistant Director of Scouting for the Marlins. Leonard also served as Assistant Director of Scouting for the Montreal Expos, being named to the position in November of 1993.
- He began his career in professional baseball with the Expos in June of 1989 as Assistant General Manager at Jamestown in the New York-Penn League. Following the 1989 season, Leonard was promoted to the position of Business Manager of the Expos' Florida Operation. In November of 1991, Leonard joined the Expos' scouting department with a promotion to the position of Administrative Assistant.
- Leonard earned a bachelor's degree in business administration and a master's degree in sports science from Indiana University of Pennsylvania. He worked as an intern for the Pittsburgh Penguins of the National Hockey League in 1988-89 and was an assistant baseball coach at the university while completing his graduate studies.
- Leonard played second and third base at Indiana University of Pennsylvania, where he was a four-year letterman and a three-time All-Conference selection.
- Leonard grew up in Frewsburg, N.Y., and resides in North Palm Beach, Fla. He is also a licensed Florida real estate agent.



BILL BECK

SPECIAL ASSISTANT TO THE OWNER

- Bill Beck is in his 26th year with the Marlins and seventh as Special Assistant to Owner Jeffrey Loria. Beck retired from his role of Senior Director of Team Travel at the beginning of the 2011 season, a position he had held for 18 years. As Senior Director of Team Travel, Beck handled all the transportation logistics for Marlins players, coaches and front office staff. Beck's responsibilities included arranging hotel rooms, buses, air travel, baggage transportation, equipment, game tickets, and meal money for Spring Training, regular season and postseason games. He also coordinated the team's offseason special events, including Florida's two trips to the White House following their 1997 and 2003 World Championships.
- Beck, who has been with the Marlins' organization since January 1992, directed the Club's initial season and group sales campaign. He also directed the initial ticket sales campaign of the Florida Panthers, spending six months helping the National Hockey League's franchise get started. Beck began his career with the Kansas City Royals organization in 1968. He served as business manager and play-by-play broadcaster for the Omaha Royals from 1969-74. He joined the Kansas City Royals in September 1974 as Traveling Secretary and Season Ticket Coordinator, a position he held for almost 10 years. Beck became Director of Media Relations for the San Diego Padres in 1984 and was promoted to Assistant to the General Manager in 1990.
- A 1964 graduate of Kansas State University, Beck majored in speech (radio and television). He has filled in as a pregame and post-game host and provided play-by-play on occasional Marlins' radio broadcasts in recent years. Beck also did some television and radio with Kansas City and San Diego.
- Beck and his wife, Vesna, make their home in Pompano Beach, Fla.





ORRIN FREEMAN

SENIOR ADVISOR TO PLAYER PERSONNEL

- The 2017 season marks Orrin Freeman's 26th with the Marlins after joining the organization on November 7, 1991. Freeman has been in the special assistant/senior advisor role since the start of the 2002 season. He previously served as the Club's Director of Scouting following his appointment to that position on July 28, 1995. Freeman began his Marlins career as Director of International Operations and Associate Scouting Director.
- In 2014, Freeman received the West Coast Scout of the Year Award as well as the George Genovese Lifetime Achievement Award for Scouting.
- Prior to joining the Marlins, Freeman served as the National Crosschecker for the Montreal Expos from 1987-91. He began his scouting career in 1982 with the Major League Scouting Bureau and joined the New York Yankees as a Southern California scout in 1983. Prior to becoming a scout, Freeman coached college baseball for 11 years, winning three National Championships at Southern California and Arizona.
- Freeman graduated from USC and earned a master's degree from the University of Arizona. He was a member of three National Championship teams as a player at USC and was named to the San Francisco State Hall of Fame in 1997 for his contributions as a baseball coach.
- Freeman and his wife, Penny, make their home in Carlsbad, Calif. They have two daughters, Alexandra Joy and Emily Beauregard, and one son, Charles Mihelich.



TOMMY THOMPSON

SENIOR ADVISOR TO PLAYER DEVELOPMENT

- Tommy Thompson enters his 16th year with the organization and fourth in the role of Senior Advisor to Player Development. He was appointed to his new position in November 2013, following 12 seasons as a pro scout. Prior to joining the Marlins in 2002, Thompson spent three years as a scout for the Montreal Expos. His first scouting job came in 1999 with Montreal as an area scout, a position he held for two years before becoming a pro scout.
- Thompson was selected by the St. Louis Cardinals in the 54th round of the 1967 First-Year Player Draft. He spent eight years (1967-74) in the Cardinals' system, posting a .265 average in 632 games. He then became an infield instructor with St. Louis before beginning his managerial career in the middle of the 1977 season. He led Double-A Arkansas to the Texas League Championship that season, the first of three career league championships for Thompson. He managed for a total of 18 years in the Minors between St. Louis, Montreal and Texas.
- The Ontario, Calif., native resides in Greenville, N.C., with his wife, Sue.



JACK McKEON

SPECIAL ASSISTANT TO THE OWNER

- Jack McKeon enters his 12th season as Special Assistant to Marlins Owner Jeffrey Loria, a post he was named to following the 2005 season. On June 20, 2011, he was named interim manager and returned to the field as the second-oldest manager in Major League history, behind Connie Mack, who was 87 years old in 1950. McKeon guided the Marlins to an overall 281-257 (.522) record with three winning seasons during his four seasons at the helm.
- In his last season as a Major League manager, McKeon guided the Marlins to a 40-50 (.444) record to close out the 2011 season. He became the all-time winningest manager in Club history on September 16, 2011 with a victory over the Nationals in Washington, surpassing Fredi Gonzalez, who had 276 wins from 2007-10. He earned his 1,000th win as a Major League manager on September 3 vs. Mets, becoming just the 52nd Major League skipper to reach that plateau. McKeon finished his managerial career with a record of 1,051-990 (.515). He led the Marlins to an 83-79 record (.512) in 2004 and collected his 900th win on August 7 vs. Milwaukee, becoming the seventh active and 56th manager overall to reach the mark. On April 20, a 3-1 Florida win over the Phillies, McKeon collected his 2,000th professional managerial win: 1,146 as a Minor League manager and 854 as a Major League skipper.
- He was named the National League's Manager of the Year by the Baseball Writers Association of America on November 12, 2003, his second award (1999 with Reds) and the first Marlins skipper to win the honor. He collected 19 of 32 first-place votes and 116 points overall, ahead of Chicago's Dusty Baker (62) and Atlanta's Bobby Cox (56). He was the first manager hired during a season to be named Manager of the Year. Marlins' Owner Jeffrey Loria announced McKeon's intention to return for the 2004 season at the Marlins' World Championship rally on October 28 at Miami's Bayfront Park Amphitheater when he told an overflow crowd "Jack is coming back." He was named 2003 "Sportsman of the Year" by The Sporting News, an honor he shared with Kansas City Chiefs' Head Coach Dick Vermeil. At 72 years, 329 days old, he became the oldest skipper to lead his team to the World Series, ahead of Casey Stengel (70.067 in 1960 with NYY) and Connie Mack (68.283 in 1931 with PHA). McKeon also became the oldest manager to win a World Series and the oldest Major League manager to reach the postseason for the first time. He was 72 years and 10 months old on the regular season's final day, nearly 10 years older than the previous record-holder, Burt Shotton (62 years, 11 months) in 1947 when he led the Brooklyn Dodgers to the NL pennant. McKeon became the 12th manager to replace a fired manager and lead his team to the postseason. He was the seventh manager to take his team to the World Series (first since 1983 - Philadelphia's Paul Owens) and was the second to win the World Series, joining the Yankees' Bob Lemon (who replaced Billy Martin) in 1978. He was named the seventh manager in Marlins history on May 11, 2003, replacing Jeff Torborg. He was 72 years old at the time, making him the third-oldest manager in Major League history, behind Connie Mack (88) and Casey Stengel (75), and the fifth-oldest manager in the four major pro sports (Mack, Stengel, Marv Levy and George Halas). He posted a 75-49 record (.605) in his 124 games with the Marlins. On July 6 in Philadelphia, he became the 63rd manager in Major League Baseball history to claim his 800th victory.
- McKeon also managed the Kansas City Royals, Oakland A's, San Diego Padres and Cincinnati Reds. He led the Reds to an 85-77 record and a second place finish in the National League's Central Division in 2000. McKeon spent two-plus seasons with the Reds, managing 550 games and notching a .529 winning percentage (291-259). Celebrated his 50th season in professional baseball in 1999 as he was named the National League Manager of the Year by the BBWAA, guiding Cincinnati to a 96-67 record. Was also named The Associated Press Manager of the Year. Was inducted into both the New Jersey Sportswriters Hall of Fame and the North Carolina Sports Hall of Fame. Took over as manager of the Reds on July 25, 1997, replacing Ray Knight. Moved into the dugout after spending four-plus seasons in the Reds' front office as the Club's Senior Advisor, Player Personnel, a position he was named to on January 6, 1993. Spent parts of three seasons, 1988-90, managing the San Diego Padres. Posted a 193-164 record in his 357 games with the Padres. Was relieved of his duties on July 11 and replaced by Greg Riddoch. He was named the Padres manager on May 28, 1988. Managed Oakland in 1977 and 1978, going 71-105 in parts of two seasons. He began the 1977 season as manager, but was replaced by Bobby Winkles on June 10 as the A's were 26-27 and in fifth place in the AL West. McKeon began the '78 season as a coach for Oakland and was named manager again on May 23, 1978. Received his first taste of Major League managing when he was hired in October '72 to lead the Kansas City Royals. He continued with the Royals until July 24, 1975, when he was replaced by Whitey Herzog. Overall, posted a 215-205 record in 420 games with Kansas City.
- McKeon posted an 1146-1123 record, a .505 winning percentage, in 17 seasons as a Minor League manager. He was named Manager of the Year four times: 1958 at Missoula of the Pioneer League, 1961 at Wilson of the Carolina League and back-to-back awards in the American Association, winning with Omaha in both 1969 and 1970. His first experience as a manager came on June 11, 1955 at Fayetteville (NC), when he was named player/manager. He had his club in a first place tie until a hand injury on August 6 forced him from the lineup, and management replaced him in a move that allowed one person to handle both jobs. Following his stint with Kansas City, managed at Richmond in the International League in 1976 and led Denver of the American Association in 1979, following his two-year stay in Oakland.
- Prior to returning to the dugout on July 25, 1997, he served as the Reds' Senior Advisor for Player Personnel, consulting with General Manager Jim Bowden on trades, player evaluations and special assignments. Joined the Reds organization in January 1993. Served as the Vice President/Baseball Operations with the San Diego Padres from 1980-90, when he earned the nickname "Trader Jack" for his penchant for multi-player deals. Before joining the Padres, worked for the Oakland A's as Assistant General Manager, scouting director, manager, scout and coach under owner Charles Finley. Prior to his employment with the A's, he spent three seasons, 1965-1967, as a scout for the Minnesota Twins.
- In 1949, McKeon was signed by the Pirates organization as a catcher. In 1951 at Burlington, he caught 139 of his club's 140 games. In 1951, as a 21-year-old player/manager, he led his Sampson (NY) Air Force Base team to the Air Force championship. Played 10 seasons in the minors, with the exception of the 1951 season when he was in the military service.
- John Aloysius McKeon married Carol Isley on October 29, 1954. They have four children, daughters Kristi and Kori, and sons Kelly and Kasey. McKeon attended The College of the Holy Cross and Seton Hall University before graduating from Elon College in North Carolina with a Bachelor of Science degree in Physical Education. He was recognized with an honorary Doctorate degree from Barry University (FL) in 2005.





JEFF CONINE

SPECIAL ASSISTANT TO THE PRESIDENT

- Conine, who enjoyed a 17-year Major League career, begins his ninth season as Special Assistant to the President after joining the front office on December 8, 2008. He was a valuable member of both Marlins' World Series Championships during two separate stints with the Club, from 1993-97 and 2003-05. After retiring from baseball, Conine trained for and completed the 2008 Ford Ironman World Championship, becoming the first former Major Leaguer to finish the endurance race.
- A two-time All-Star (1994-95), Conine was twice named the Marlins' MVP by the South Florida Chapter of the BBWAA (1994-95) and was the MVP of the 1995 MLB All-Star Game. For his Marlins career, Conine hit .290 and ranks among the all-time Marlins leaders in games (1,014 - 2nd), hits (1,005 - 3rd), RBI (553 - 2nd), at-bats (3,471 - 4th) and home runs (120 - 8th). He also hit six grand slams as a Marlin, more than any other player. He was the Opening Day left fielder in their Inaugural Game in 1993, going 4x4 with the first stolen base in Club history, and was in the Marlins' Opening Day lineup six times.
- He was originally acquired by Florida in the 1992 Expansion Draft from the Kansas City Royals, and after stops in Kansas City and Baltimore, returned to the Marlins at the trade deadline in 2003 for the team's playoff run. Conine re-signed with Baltimore prior to the 2006 season and was traded three times in two years (to Philadelphia, to Cincinnati, to New York-NL), before finishing his ML career after 2,024 games. His career totals include: 1,982 hits, 385 doubles, 214 home runs, 1,071 RBI and a .285 average.
- Among his career highlights, he carried a .304 average in 32 postseason games, all with the Marlins. In addition to his MVP honors with the Club, he also earned the award with the Baltimore Orioles in 2001. He garnered AL Player of the Week honors for May 27-June 2, 2002, after posting a .375 average with five home runs, nine RBI and 26 total bases. In 1995, he earned the NL Player of the Month for June, batting .340 with six doubles, nine home runs and 24 RBI. Conine was named to TOPPS and Baseball America's All-Rookie teams in 1993 and was the 1990 Southern League Most Valuable Player, the Royals' Minor League Player of the Year and a Double-A All-Star as voted by TOPPS and Baseball America.
- Born in Tacoma, Wash., Conine and his wife Cindy have a daughter Sierra and two sons, Griffin and Tucker. The Conine family has been active in the South Florida community since his arrival in 1993, including founding the Conine All-Star Classic, an annual golf tournament to raise money for the Joe DiMaggio Children's Hospital in Hollywood, Fla. He also provides analysis for 'Marlins Live' pre- and postgame shows on FOX Sports Florida.

CONINE'S BATTING HISTORY

YEAR CLUB	AVG.	G	AB	R	H	2B	3B	HR	RBI	SH	SF	HBP	BB	SO	SB	CS	OPB	SLG	E
1990 KANSAS CITY	.250	9	20	3	5	2	0	0	2	0	0	0	2	5	0	0	.318	.350	1
1992 KANSAS CITY	.253	28	91	10	23	5	2	0	9	0	0	0	8	23	0	0	.313	.352	0
1993 FLORIDA	.292	162	595	75	174	24	3	12	79	0	6	5	52	135	2	2	.351	.403	2
1994 FLORIDA	.319	115	451	60	144	27	6	18	82	0	4	1	40	92	1	2	.373	.525	6
1995 FLORIDA	.302	133	483	72	146	26	2	25	105	0	12	1	66	94	2	0	.379	.520	6
1996 FLORIDA	.293	157	597	84	175	32	2	26	95	0	7	4	62	121	1	4	.360	.484	8
1997 FLORIDA	.242	151	405	46	98	13	1	17	61	0	2	2	57	89	2	0	.337	.405	8
1998 KANSAS CITY	.256	93	309	30	79	26	0	8	43	0	6	2	26	68	3	0	.312	.417	1
1999 BALTIMORE	.291	139	444	54	129	31	1	13	75	1	7	3	30	40	0	3	.335	.453	7
2000 BALTIMORE	.284	119	409	53	116	20	2	13	46	0	4	2	36	53	4	3	.341	.438	15
2001 BALTIMORE	.311	139	524	75	163	23	2	14	97	0	8	5	64	75	12	8	.386	.443	4
2002 BALTIMORE	.273	116	451	44	123	26	4	15	63	0	10	2	25	66	8	0	.307	.448	10
2003 BALTIMORE	.290	124	493	75	143	33	3	15	80	0	12	5	37	60	5	0	.338	.460	9
FLORIDA	.238	25	84	13	20	3	0	5	15	1	1	0	13	10	0	0	.337	.452	0
2004 FLORIDA	.280	140	521	55	146	35	1	14	83	2	6	2	48	78	5	5	.340	.432	5
2005 FLORIDA	.304	131	335	42	102	20	2	3	33	2	6	3	38	58	2	0	.374	.403	7
2006 BALTIMORE	.265	114	389	43	103	20	3	9	49	1	5	2	35	53	3	2	.325	.401	3
PHILADELPHIA	.280	28	100	11	28	6	1	1	17	0	0	2	5	12	0	0	.327	.390	1
2007 CINCINNATI	.265	80	215	23	57	11	1	6	32	1	6	0	20	28	4	0	.320	.409	3
METS	.195	21	41	2	8	2	0	0	5	1	1	0	7	8	0	0	.306	.244	2
AMERICAN LEAGUE TOTALS	.282	881	3130	387	884	186	17	87	464	2	52	21	263	443	35	16	.337	.436	50
NATIONAL LEAGUE TOTALS	.287	1143	3827	483	1098	199	19	127	607	7	51	20	408	725	19	13	.354	.448	48
MLB TOTALS	.285	2024	6957	870	1982	385	36	214	1071	9	103	41	671	1168	54	29	.347	.443	98
POSTSEASON RECORD																			
YEAR CLUB	AVG.	G	AB	R	H	2B	3B	HR	RBI	SH	SF	HBP	BB	SO	SB	CS	OPB	SLG	E
POSTSEASON TOTALS	.304	32	102	15	31	3	1	1	8	1	2	0	11	9	0	0	.365	.382	1
ALL-STAR HISTORY																			
YEAR CLUB	AVG.	G	AB	R	H	2B	3B	HR	RBI	SH	SF	HBP	BB	SO	SB	CS	OPB	SLG	E
ALL-STAR TOTALS	1.000	2	1	1	1	0	0	1	1	0	0	0	0	0	0	0	1.000	4.000	0



ANDRE DAWSON



SPECIAL ASSISTANT TO THE PRESIDENT

- Andre Dawson enters his 18th season with the Marlins and 16th as Special Assistant to the President. "Hawk" joined the organization on January 5, 2000, as Special Assistant to the General Manager. The 2010 campaign saw Dawson inducted into the National Baseball Hall of Fame in Cooperstown, NY, on July 25. Dawson was the only player to earn entry into the Hall in '10, going in with former manager Whitey Herzog and umpire Doug Harvey. Dawson appeared on 420 of the ballots cast (77.9%) by members of the BBWAA to become the 292nd member of the Hall. He was the 203rd player and 68th outfielder to gain acceptance.
- Dawson played 21 seasons for Montreal, Chicago (NL) and Boston, before finishing his career with Florida in 1995-96. He ranks 16th all-time in National League history with 1,476 RBI and ranks among the top 50 in baseball history in home runs (43rd with 438), RBI (37th with 1,591) and at-bats (27th with 9,927). He became the 11th player in Major League history to hit 400 National League home runs when he homered off of Dave West on June 16, 1995 at Veterans Stadium. Dawson hit a three-run home run in his next-to-last game played at Sun Life Stadium on September 22, 1996, vs. Houston. His 438 career home runs are the fourth-most by a Florida native, behind Gary Sheffield (499), Fred McGriff (493) and Chipper Jones (468).
- Dawson won the 1987 National League Most Valuable Player Award in his first season with the Chicago Cubs when he set career highs with 49 home runs and 137 RBI. He became the first player in MLB history to win an MVP Award while playing for a last-place team. He finished second in voting for the 1981 MVP.
- An eight-time National League All-Star and Rawlings Gold Glove Award winner, Dawson totaled 2,774 hits and 314 stolen bases. He was also the first player in Major League history to reach double digits in home runs and stolen bases for 12 consecutive seasons. He tied a Major League record by hitting two home runs in one inning in 1978 and 1985. He won the Jackie Robinson National League Rookie of the Year Award in 1977.
- Dawson, 62, his wife, Vanessa, and their children, Darius and Amber, reside in Pinecrest, Fla. Dawson graduated from Southwest Miami Senior High School and Florida A&M University in Tallahassee. Following the 1987 season, South Miami honored him by renaming a street "Andre Dawson Drive."

DAWSON'S BATTING HISTORY

YEAR CLUB	AVG.	G	AB	R	H	2B	3B	HR	RBI	SH	SF	HBP	BB	SO	SB	CS	OPB	SLG	E
1976 MONTREAL	.235	24	85	9	20	4	1	0	7	2	0	0	5	13	1	2	.278	306	2
1977 MONTREAL	.282	139	525	64	148	26	9	19	65	1	4	2	34	93	21	7	.326	474	4
1978 MONTREAL	.253	157	609	84	154	24	8	25	72	4	5	12	30	128	28	11	.299	442	5
1979 MONTREAL	.275	155	639	90	176	24	12	25	92	8	4	6	27	115	35	10	.309	468	5
1980 MONTREAL	.308	151	577	96	178	41	7	17	87	1	10	6	44	69	34	9	.358	492	6
1981 MONTREAL	.302	103	394	71	119	21	3	24	64	0	5	7	35	50	26	4	.365	553	7
1982 MONTREAL	.301	148	608	107	183	37	7	23	83	4	6	8	34	96	39	10	.343	498	8
1983 MONTREAL	.299	159	633	104	189	36	10	32	113	0	18	9	38	81	25	11	.338	539	8
1984 MONTREAL	.248	138	533	73	132	23	6	17	86	1	6	2	41	80	13	5	.301	409	8
1985 MONTREAL	.255	139	529	65	135	27	2	23	91	1	7	4	29	92	13	4	.295	444	7
1986 MONTREAL	.284	130	496	65	141	32	2	20	78	1	6	6	37	79	18	12	.338	478	3
1987 CUBS	.287	153	621	90	178	24	2	49	137	0	2	7	32	103	11	3	.328	568	4
1988 CUBS	.303	157	591	78	179	31	8	24	79	1	7	4	37	73	12	4	.344	504	3
1989 CUBS	.252	118	416	62	105	18	6	21	77	0	7	1	35	62	8	5	.307	476	3
1990 CUBS	.310	147	529	72	164	28	5	27	100	0	8	2	42	65	16	2	.358	535	5
1991 CUBS	.272	149	563	69	153	21	4	31	104	0	6	5	22	80	4	5	.302	488	3
1992 CUBS	.277	143	542	60	150	27	2	22	90	0	6	4	30	70	6	2	.316	456	2
1993 BOSTON	.273	121	461	44	126	29	1	13	67	0	7	13	17	49	2	1	.313	425	0
1994 BOSTON	.240	75	292	34	70	18	0	16	48	0	1	4	9	53	2	2	.271	466	0
1995 FLORIDA	.257	79	226	30	58	10	3	8	37	0	3	8	9	45	0	0	.305	434	8
1996 FLORIDA	.276	42	58	6	16	2	0	2	14	0	0	1	2	13	0	0	.311	414	1
AMERICAN LEAGUE TOTALS	.260	196	753	78	196	47	1	29	115	0	8	17	26	102	4	3	.297	441	0
NATIONAL LEAGUE TOTALS	.281	2431	9174	1295	2578	456	97	409	1476	24	110	94	563	1407	310	106	.325	486	92
MLB TOTALS	.279	2627	9927	1373	2774	503	98	438	1591	24	118	111	589	1509	314	109	.323	482	92

POSTSEASON RECORD

YEAR CLUB	AVG.	G	AB	R	H	2B	3B	HR	RBI	SH	SF	HBP	BB	SO	SB	CS	OPB	SLG	E
POSTSEASON TOTALS	.186	15	59	3	11	1	1	0	3	0	0	1	3	16	2	0	.238	237	1

ALL-STAR HISTORY

YEAR CLUB	AVG.	G	AB	R	H	2B	3B	HR	RBI	SH	SF	HBP	BB	SO	SB	CS	OPB	SLG	E
ALL-STAR TOTALS	.238	8	21	1	5	1	0	1	1	0	0	0	0	4	1	0	.238	429	0





TONY PÉREZ



SPECIAL ASSISTANT TO THE PRESIDENT

- Tony Pérez enters his 25th season with the Marlins and 16th as Special Assistant to the President. Pérez joined the organization on July 19, 1993 as Special Assistant to the General Manager. On May 28, 2001, Pérez was named the fifth manager in Club history and posted a 54-60 record (.474), the seventh-highest winning percentage in Marlins' history (min. 100 G). On October 5, 2001, Pérez announced that he would return to the front office.
- Pérez was inducted into the National Baseball Hall of Fame in Cooperstown, N.Y. on July 23, 2000, along with catcher Carlton Fisk. He was elected to the Hall of Fame on January 11, 2000, in his ninth year of eligibility, when he was named on 385 of the 499 ballots (77.2%). Pérez became the first Cuban-born player to be voted into the Hall of Fame by the Baseball Writers Association of America. He was also inducted into the Caribbean World Series Hall of Fame in February 1998.
- A native of Camagüey, Pérez was the fourth Cuban to manage in the Major Leagues when he took the reins of the Reds prior to the 1993 season. He was replaced on May 24 after posting a 20-24 mark. Pérez served as a coach with the Reds for six seasons, serving as the first base coach in 1987, hitting coach from 1988-89 and both first base and hitting coach from 1990-92.
- The Hall of Famer played 23 Major League seasons with Cincinnati, Montreal, Boston and Philadelphia. His 1,652 RBI are the second most by a Latin American player (behind Rafael Palmeiro's 1,775), and he is tied with Orlando Cepeda for seventh in home runs by a Latin-born player with 379. He ranks 15th in National League history with 1,477 RBI and 30th in Major League history with a total of 1,652 RBI. Pérez produced at least 90 RBI in 11 straight seasons (1967-77) and more than 100 RBI seven times. Pérez is tied for 6th on the all-time home run list and ranks 57th in hits.
- Pérez played in five World Series, including four with the Reds, and won the championship in 1975 and 1976. His sixth-inning, two-run homer in Game 7 of the 1975 World Series helped propel the Reds to a 4-3 win.
- Pérez was a seven-time All-Star and MVP of the 1967 game at Anaheim when he hit a 15th-inning homer to win the game. He is the oldest player (one day before 43rd birthday) ever to hit a grand slam, surpassing Cap Anson, who hit one in 1894 at the age of 42 years, 3 months.
- Pérez, 74, and wife, Pituka, make their offseason home in Santurce, Puerto Rico. They have two sons, Victor and Eduardo. Eduardo currently works for ESPN as a baseball analyst and FOX Sports Florida as a color analyst. He was a first-round pick by the Angels in 1991 and made his Major League debut in 1993. Eduardo played for the Angels, Reds, Cardinals, Devil Rays, Indians and Marlins.

PÉREZ'S BATTING HISTORY

YEAR	CLUB	AVG.	G	AB	R	H	2B	3B	HR	RBI	SH	SF	HBP	BB	SO	SB	CS	OPB	SLG	±
1964	CINCINNATI	.080	12	25	1	2	1	0	0	1	0	0	0	3	9	0	0	.179	.120	1
1965	CINCINNATI	.260	104	281	40	73	14	4	12	47	2	1	2	21	67	0	2	.315	.466	6
1966	CINCINNATI	.265	99	257	25	68	10	4	4	39	2	3	2	14	44	1	0	.304	.381	6
1967	CINCINNATI	.290	156	600	78	174	28	7	26	102	0	7	4	33	102	0	3	.328	.490	13
1968	CINCINNATI	.282	160	625	93	176	25	7	18	92	1	7	6	51	92	3	2	.338	.430	25
1969	CINCINNATI	.294	160	629	103	185	31	2	37	122	3	7	2	63	131	4	2	.357	.526	32
1970	CINCINNATI	.317	158	587	107	186	28	6	40	129	0	7	4	83	134	8	3	.401	.589	35
1971	CINCINNATI	.269	158	609	72	164	22	3	25	91	0	3	1	51	120	4	1	.325	.438	20
1972	CINCINNATI	.283	136	515	64	146	33	7	21	90	0	6	0	55	121	4	2	.349	.497	9
1973	CINCINNATI	.314	151	564	73	177	33	3	27	101	0	6	3	74	117	3	1	.393	.527	13
1974	CINCINNATI	.265	158	596	81	158	28	2	28	101	0	8	2	61	112	1	3	.331	.460	6
1975	CINCINNATI	.282	137	511	74	144	28	3	20	109	0	6	3	54	101	1	2	.350	.466	9
1976	CINCINNATI	.260	139	527	77	137	32	6	19	91	0	4	5	50	88	10	5	.328	.452	5
1977	MONTREAL	.283	154	559	71	158	32	6	19	91	0	9	2	63	111	4	3	.352	.463	11
1978	MONTREAL	.290	148	544	63	158	38	3	14	78	1	5	2	38	104	2	0	.336	.449	11
1979	MONTREAL	.270	132	489	58	132	29	4	13	73	0	7	3	38	82	2	1	.322	.425	11
1980	BOSTON	.275	151	585	73	161	31	3	25	105	0	8	1	41	95	1	0	.320	.467	10
1981	BOSTON	.252	84	306	35	77	11	3	9	39	0	3	0	27	66	0	0	.310	.395	4
1982	BOSTON	.260	69	196	18	51	14	2	6	31	0	0	0	19	48	0	1	.326	.444	1
1983	PHILADELPHIA	.241	91	253	18	61	11	2	6	43	0	3	1	28	57	1	0	.316	.372	1
1984	CINCINNATI	.241	71	137	9	33	6	1	2	15	0	1	0	11	21	0	0	.295	.343	2
1985	CINCINNATI	.328	72	183	25	60	8	0	6	33	0	2	0	22	22	0	2	.396	.470	2
1986	CINCINNATI	.255	77	200	14	51	12	1	2	29	0	3	0	25	25	0	0	.335	.355	7
AMERICAN LEAGUE TOTALS		.266	304	1087	126	289	56	8	40	175	0	11	1	87	207	1	1	.318	.443	15
NATIONAL LEAGUE TOTALS		.281	2473	8691	1146	2443	449	71	339	1477	9	95	42	838	1660	48	32	.344	.466	235
MLB TOTALS		.279	2777	9778	1272	2732	505	79	379	1652	9	106	43	925	1867	49	33	.341	.463	240

POSTSEASON RECORD

YEAR	CLUB	AVG.	G	AB	R	H	2B	3B	HR	RBI	SH	SF	HBP	BB	SO	SB	CS	OPB	SLG	±
POSTSEASON TOTALS		.238	47	172	16	41	6	0	6	24	0	3	0	14	37	1	2	.291	.378	5

ALL-STAR HISTORY

YEAR	CLUB	AVG.	G	AB	R	H	2B	3B	HR	RBI	SH	SF	HBP	BB	SO	SB	CS	OPB	SLG	±
ALL-STAR TOTALS		.125	7	8	1	1	0	0	1	1	0	0	0	1	6	0	0	.222	.500	0



DUSTIN LUEPKER

HEAD CERTIFIED ATHLETIC TRAINER

- Dustin Luepker begins his first full season as the Marlins' Head Athletic Trainer, after taking over the position in April of 2016. He spent five years as an assistant Athletic Trainer with the Marlins, after beginning spring 2012 as the Triple-A trainer at New Orleans. Prior to his promotion, Luepker was the trainer at Double-A Jacksonville from 2009-11.
- Prior to joining the Marlins' organization, Dustin worked three seasons in the San Francisco Giants' system at Single-A Augusta and Double-A Connecticut. He began his professional career for the Gary Railcats of the independent Northern League.
- The Houston, TX native attended Stephen F. Austin State University where he graduated with a Bachelor of Science in Kinesiology (1999) and Master of Education in Exercise Science (2001). Luepker is a certified athletic trainer, certified strength and conditioning specialist, and a corrective exercise specialist.
- Luepker and his wife, Annie, have a daughter, Camden, and a son, Cole, and reside in Houston, Texas.



MIKE KOZAK

ASSISTANT CERTIFIED ATHLETIC TRAINER

- Mike Kozak enters his 16th season as the Marlins' assistant Athletic Trainer and his 37th year in the Majors. He was named assistant athletic trainer for the Montreal Expos on December 10, 1980.
- Kozak holds a diploma in athletic training and management from Sheridan College and a Bachelor of Science from the University of Waterloo. He is a certified member of the National Athletic Trainers' Association (NATA) and the Professional Baseball Athletic Trainers' Society (PBATS). He served as the National League Assistant Trainer representative on the PBATS Executive Board from 2009 until 2015. In 2011, he was selected to the PBATS Hall of Fame Committee.
- He served as an athletic trainer for Team Canada in the 2013 World Baseball Classic. He also has been selected as an athletic trainer for the NL All-Star team two times: 1995 in Arlington, Texas, and 2008 at Yankee Stadium.
- Kozak and his wife, Maria, have two children, Derek and Caylie. He enjoys squash, golf, alpine and cross-country skiing.



GENE BASHAM

ASSISTANT CERTIFIED ATHLETIC TRAINER

- Gene Basham enters his first season as the Marlins' assistant Athletic Trainer and his 16th season with the Marlins. He spent the past 13 years as the Marlins' Athletic Training and Rehabilitation Coordinator. In his previous role, Basham oversaw all medical aspects of the Minor League system, including strength and conditioning and injury rehabilitation. In 2012, he was named the Marlins Player Development Person of the Year. Basham served as the athletic trainer for the Marlins' Double-A affiliates in 2002 and '03. In 2003, he was named the Marlins' Minor League Athletic Trainer of the Year.
- Basham served as the head athletic trainer for Venezuela's Pastora de los Luanos Baseball Club in 2001 and '02. Prior to holding that post, he spent two seasons as an athletic trainer in the Montreal Expos' system, serving as the athletic trainer for Cape Fear (A) in 2000 and Jupiter (A+) in 2001. He served as a trainer in the Texas Rangers' system from 1995-99 and as a trainer with the Center for Athletic Medicine in Manhattan Beach, Calif., from 1998-2000, working primarily with high school athletes. From 1995-97, he was an athletic trainer and graduate teaching assistant at Wichita State University, where he worked with the baseball team.
- Basham graduated from Cal State-Northridge, where he was a student athletic trainer. He received his Master of Education in Sports Administration from Wichita State University. Basham resides in West Palm Beach, Fla., and has a son, Jackson, and daughter, Jade Savannah.





DR. LEE KAPLAN

MEDICAL DIRECTOR

- Dr. Lee Kaplan begins his ninth season with the Miami Marlins organization as the Marlins' Medical Director. He is the Chief of UHealth Sports Medicine, and the Director of the UHealth Sports Institute. He is a Professor of Orthopaedic Surgery, Biomedical Engineering, and Kinesiology and Sports Sciences at the University of Miami Miller School of Medicine.
- Dr. Kaplan serves as Medical Director and Head Team Physician for University of Miami Athletics. He is an Orthopaedic consultant for the Pittsburgh Steelers.
- Dr. Kaplan earned his undergraduate degree at Johns Hopkins University in 1990 and his Doctor of Medicine degree from George Washington University in 1995. He completed his residency at the University of Miami/Jackson Memorial Hospital in 2000. He simultaneously completed a Sports Medicine/Shoulder Fellowship and a Clinical Instructor Sports Medicine/Research Fellowship at the University of Pittsburgh from 2000-02. Dr. Kaplan is certified by the American Board of Orthopaedic Surgeons and has earned his subspecialty in Sports Medicine.
- Dr. Kaplan is spearheading research into articular cartilage injuries and is an active member of several organizations, such as the American Orthopaedic Society for Sports Medicine, the American College of Sports Medicine and the Herodicus Society.



DR. DAN KANELL

SENIOR MEDICAL ADVISOR

- Dr. Dan Kanell begins his 25th season with the Marlins and eighth as the Club's Senior Medical Advisor, after joining the organization in 1992 as the team physician.
- Prior to joining the Marlins, Kanell served as the Miami Dolphins team physician for 25 years (1989-2013). He has also served as the medical director of Spring Training and orthopaedic consultant with the New York Yankees from 1974-94.
- Kanell was listed in "Best Doctors of America" southeast section from 1996 through 2014. In 1995, Kanell was honored as the "Doctor of the Year" by the Caducean Society of Ft. Lauderdale.
- Kanell graduated from the University of Pittsburgh School of Medicine in 1965. He completed his residency at New York University Medical Center and is certified by the American Board of Orthopaedic Surgery. He was the founder of the Broward County school board's Sports Medicine Program and is a member of the University of Pittsburgh Hall of Fame.
- Kanell, and wife, Diane, reside in Fort Lauderdale, Fla. They have four children: Debra, Daryl, Dana, and Danny. His son Danny, who played college football at Florida State and seven years in the NFL for the New York Giants, Atlanta Falcons and Denver Broncos, currently works for ESPN as a football analyst.

MEDICAL CONSULTANTS

Dr. Richard Awdeh	Ophthalmologist	Dr. Clifton Page	Internal Medicine
Dr. Mike Baraga	Orthopedic Consultant	Dr. Richard Popowitz	Orthopedic Surgeon
Dr. Dominic Carreira	Orthopedic Surgeon	Dr. Barry Resnik	Dermatologist
Dr. Jean Jose	Radiologist	Dr. Mike Sandler	Optometric Physician
Dr. Dan Kanell	Senior Medical Advisor	Dr. Wade Van Sice	Orthopedic Consultant
Dr. Lee Kaplan	Medical Director	Dr. Sheldon Warman	Internal Medicine
Dr. Ira Kotch	Dental	Tom Waters	X-Ray Technician
Dr. Gerald Kuykendall	Internist	Dr. Erol Yoldas	Orthopedic Surgeon
Dr. James Mullen	Internist		



TY HILL

STRENGTH AND CONDITIONING COACH

- Ty Hill begins his fifth season as the Marlins' Strength and Conditioning Coach following his appointment on December 23, 2012. Hill previously served seven seasons with the Kansas City Royals, the last five as their Major League Strength and Conditioning Coordinator. His first two years in KC were spent as the Royals' Minor League Strength and Conditioning Coordinator.
- Prior to his time in Kansas City, Hill worked as a Minor League conditioning coach for the Pittsburgh Pirates organization from 1998-2004. He served as an assistant to the Major League strength coach from 2003-04 and also served as the Pirates' Fitness Club Supervisor in 1997 and '98. In addition, Hill also worked as a consultant for the Roberto Clemente Foundation in 1998.
- Hill played baseball at Penn State University and received his Bachelor of Science degree in Exercise and Sports Science in 1997. A native of Pittsburgh, Pa., he resides in Miami, Fla.



JOEY NERO

VIDEO COORDINATOR

- Joey Nero enters his second season with the Marlins, and his first season as the Major League Video Coordinator. He joined the Marlins' organization in March 2016 serving as the Major League Video Assistant.
- Prior to joining the Marlins, Nero worked as a corporate attorney in Cleveland, Ohio. He began his career in baseball as a Baseball Operations Intern with the Cleveland Indians from 2013-15. With the Indians, he worked alongside coaches and coordinators at the organization's minor league affiliates to apply video and data to the player development process.
- A native of Valley View, Ohio, Nero graduated from The Ohio State University in 2012 with a Bachelor of Education in Sports Leadership and Humanities, and received his Juris Doctor degree from Capital University Law School in Columbus, Ohio. He currently resides in Naples, Fla.



JOHN SILVERMAN

EQUIPMENT MANAGER

- John Silverman enters his 41st season as a Major League equipment manager, his 16th with the Marlins. Silverman began his career in 1977 with the Toronto Blue Jays before joining the Montreal Expos on December 22, 1980.
- Silverman started in baseball as a clubhouse man at Jarry Park in the summers from 1969-73, while studying at Baron Byng High School and Dawson College.
- Silverman and his wife, Mary, have two children, Perry and Macy. He enjoys jogging, golf and alpine skiing.

HOME CLUBHOUSE ASSISTANTS



MICHAEL DIAZ



DOMENIC CAMARDA



ROCK HUGHES

VISITING CLUBHOUSE MANAGER

- Rock Hughes is in his seventh season as the visiting clubhouse manager and 24th overall with the Marlins. Rock worked his way up through the clubhouse, starting as a visiting clubhouse attendant during the Marlins' inaugural season in 1993. He was on the visiting side for five years before moving over to the Marlins' home clubhouse for the next 12 seasons.
- Hughes attended Sonoma State University, where he was team captain on the Cossack's lacrosse team, earning conference All-Star honors in three of his four years.
- Hughes and his wife, Jennifer, have two daughters, Hayden and Devyn, and reside in Cooper City, Fla. In the offseason, he enjoys taking part in his daughters' athletic careers, serving as their soccer coach.

VISITING CLUBHOUSE ASSISTANTS



FERNANDO D'VICENTE



DANIEL BOUCHILLON

Ricoh makes
information
work for the
Miami Marlins

RICOH
imagine. change.



It's a new world of work, and your business deserves the flexibility to capture and share information in any format, from anywhere and at any time. Let Ricoh make information work for you.

www.ricoh-usa.com



FIELD STAFF





8

DON MATTINGLY

MANAGER | EVANSVILLE, IN | BORN APRIL 20, 1961

MANAGERIAL / COACHING CAREER

- Don Mattingly is entering his second year as manager for Miami, following a five-year stint with Dodgers.
- Since **2013**, Mattingly (357 wins) is fourth-winningest manager in Majors, behind Mike Matheny (373), Joe Maddon (369) and Clint Hurdle (358).
- In first season with Marlins, led team to third-place finish in National League East with 79-82 record.
- Marked eight-win improvement over **2015** club that went 71-91, and 79 wins were most by any Marlins team since 2010 (80).
- With Los Angeles, owned winning records in each of his five seasons, including three consecutive division titles from 2013-15.
- Mattingly's .511 winning percentage ranked sixth in Dodgers history among managers with at least 250 games at the helm.
- In his five seasons, Dodgers led Majors to .590 winning percentage (206-143) after All-Star break.
- Finished second in NL Manager of the Year voting in **2013** after guiding Dodgers from 12 games under .500 and 9.5 games out of first place in June to a division title. Los Angeles won division by 11.0 games over Arizona, completing campaign in first place by their largest margin since moving to the West coast in 1958, and wrapped up the division on Sept. 19, earliest by calendar date that the club clinched first place since moving to Los Angeles.
- From June 22-Aug. 17, **2013**, guided Dodgers on a historic 42-8 (.840) stretch, which was franchise's best 50-game run in modern era (since 1900). According to *Elias*, Dodgers' 42 wins were tied for second-most by a Major League team in a 50-game span since 1900: the 1912 Giants, 1941 Yankees and 1942 Cardinals also posted 42-8 records during 50-game runs, while the Cubs went 45-5 during a 50-game stretch in 1906.
- In first postseason as a manager, led Dodgers to a 3-1 NLDS series victory over Atlanta before falling to St. Louis in six games in NLCS.
- Won Major League managerial debut with a 2-1 victory over Giants on March 31, **2011**.
- Named the 29th manager in Dodger franchise history on Sept. 17, **2010**, replacing Hall of Famer Joe Torre, who he coached under from 2004-10.
- Became ninth skipper in Los Angeles Dodgers history, following Hall of Famers Walter Alston (1954-76) and Tommy Lasorda (1977-96), Bill Russell (1996-98), Glenn Hoffman (1998), Davey Johnson (1999-2000), Jim Tracy (2001-05), Grady Little (2006-07) and Torre (2008-10).
- Was first Dodger skipper to make Major League managerial debut since Jim Tracy in 2001.
- As a coach, reached playoffs in six of seven seasons.
- Joined Dodgers staff as club's hitting coach immediately following **2008** All-Star break. After his hire in July 2008, Dodgers responded by hitting .279 (2nd, NL) in second half while also posting a .350 on-base percentage (3rd, NL) and a .434 slugging pct. (4th, NL).

MARLINS NOTES

MOST WINS BY MANAGER (since 2013)

MANAGER	RECORD	WIN%
MIKE MATHENY	373-275	.576
JOE MADDON	369-279	.569
CLINT HURDLE	358-289	.553
DON MATTINGLY	357-290	.552
TERRY FRANCONA	352-294	.544

(courtesy of STATS LLC)

- In **2009**, Dodgers hit .270, which led National League. Dodgers also led NL with 1,511 hits and a .346 on-base percentage that season.
- Prior to 2008 season, served as Yankees' bench coach in **2007** and as hitting coach from 2004-06.
- In **2006**, Yankees led Major Leagues with 930 runs scored, a .363 on-base percentage and 902 RBI.
- In first year as hitting coach in **2004**, New York set an all-time franchise record of 242 home runs.
- Was a member of American League coaching staff at 2004 All-Star Game in Houston.
- Spent seven seasons as a special instructor during Yankees' Spring Training in Tampa, FL from **1997-2003**.
- Skipped Phoenix Desert Dogs in the **2010** Arizona Fall League.

PLAYING CAREER

- Played entire 14-year Major League career from **1982-95** with New York Yankees.
- Amassed 2,153 hits, 222 home runs, 1,099 RBI and a .307 lifetime average in 1,785 games.
- Was six-time American League All-Star and was voted starting first baseman on American League squad in **1987** Midsummer Classic in Oakland.
- Was nine-time Rawlings® Gold Glove Award winner at first base, including runs of five consecutive awards (1985-89) and four in-a-row from **1991-94**.
- Won 1984 batting title with a .343 average.
- Named American League Most Valuable Player in **1985** after batting .324 with a league-leading 48 doubles, a career-high 35 homers and career-best 145 RBI.
- In **1986**, led AL with 238 hits and 53 doubles. Finished second in MVP vote that season.
- In **1987**, tied Dale Long's Major League record by hitting at least one home run in eight consecutive games (record later tied again by Ken Griffey Jr. of Seattle in 1993).



- In '87, set Major League record by hitting six grand slam home runs in a season, a record matched by Travis Hafner during 2006 season. His grand slams in 1987 were only six of his career.
- His No. 23 was retired by Yankees on Aug. 31, 1997. Also had a plaque dedicated to him in Monument Park at Yankee Stadium that reads in part: "A humble man of grace and dignity, a captain who led by example, proud of the Pinstripe tradition and dedicated to the pursuit of excellence".

PERSONAL/MISCELLANEOUS

- Donald Arthur Mattingly...married his wife, Lori, in December 2010 in Indiana...has four sons: Taylor, Preston, Jordan and Louis Riley, who was born Nov. 29, 2014, as well as two stepsons, Isaac and Reynolds...Taylor was selected by Yankees in 42nd round of 2003 draft...Preston was selected by Dodgers as a sandwich pick (31st overall) in 2006 draft and finished his college basketball career at Lamar University in Beaumont, Texas in 2016...was born and raised in Evansville, Indiana, where a street was re-named in his honor in November 2013

as "Don Mattingly Way"...was one of nation's top prospects as a high school player at Reitz Memorial High School and was drafted by New York Yankees in 19th round of 1979 draft... created and runs Mattingly Charities, which is designed to serve underprivileged youth by supporting programs and donating equipment that promote baseball and softball participation in conjunction with other developmentally related activities... in 2009, attended groundbreaking ceremony of a brand new "Dodgers Dreamfield" in Los Angeles...donated equipment for LA Boys and Girls Club from his company, Mattingly Sports... in January 2013, hosted "A Night of Entertainment with Don Mattingly," featuring George Lopez...event raised more than \$70,000 for Mattingly Charities...was honored with Tommy Lasorda Award at Professional Baseball Scouts Foundation's 10th annual "In the Spirit of the Game" dinner at the Hyatt, Regency Century Plaza in 2013...played part of Mother Ginger in a local Evansville ballet company's production of the Nutcracker in 2012 and 2013...appeared in a baseball-themed episode of The Simpsons, entitled "Homer at the Bat," which originally aired in February 1992.

MATTINGLY'S MANAGERIAL HISTORY

YEAR	CLUB	LEAGUE	WINS	LOSSES	PCT.	FINISH
2011	DODGERS	NATIONAL	82	79	.509	3RD
2012	DODGERS	NATIONAL	86	76	.531	2ND
2013	DODGERS	NATIONAL	92	70	.568	1ST
		POSTSEASON	5	5	.500	LOST TO STL IN NLCS
2014	DODGERS	NATIONAL	94	68	.580	1ST
		POSTSEASON	7	3	.250	LOST TO STL IN NLDS
2015	DODGERS	NATIONAL	92	70	.568	1ST
		POSTSEASON	2	3	.400	LOST TO NYM IN NLDS
2016	MARLINS	NATIONAL	79	82	.491	
MLB TOTALS		REGULAR SEASON	523	445	.540	
		POSTSEASON	8	11	.421	

MARLINS MANAGERIAL HISTORY

LEADERS BY GAMES

MANAGER	GAMES
FREDI GONZALEZ	555
JACK MCKEON	538
RENE LACHEMANN	506
JOHN BOLES	446
MIKE REDMOND	362
JIM LEYLAND	324
JEFF TORBORG	200
EDWIN RODRIGUEZ	163
JOE GIRARDI	162
OZZIE GUILLEN	162
DON MATTINGLY	161
DAN JENNINGS	124
TONY PEREZ	114
COOKIE ROJAS	1
BRANDON HYDE	1

LEADERS BY WINS

MANAGER	RECORD	WIN%
JACK MCKEON	281-257	.522
FREDI GONZALEZ	276-279	.497
RENE LACHEMANN	221-285	.437
JOHN BOLES	205-241	.460
MIKE REDMOND	155-207	.428
JIM LEYLAND	146-178	.451
JEFF TORBORG	95-105	.475
DON MATTINGLY	79-82	.491
JOE GIRARDI	78-84	.481
EDWIN RODRIGUEZ	78-85	.479
OZZIE GUILLEN	69-93	.426
DAN JENNINGS	55-69	.444
TONY PEREZ	54-60	.474
COOKIE ROJAS	1-0	1.000
BRANDON HYDE	0-1	.000

MATTINGLY'S PLAYING HISTORY

YEAR	CLUB	AVG.	G	AB	R	H	2B	3B	HR	RBI	SH	SF	HBP	BB	SO	SB	CS	OPB	SLG	E
1979	ONEONTA	.349	53	166	20	58	10	2	3	31	0	2	0	30	6	2	2	.444	.488	2
1980	GREENSBORO	.358	133	494	92	177	32	5	9	105	0	12	4	59	33	8	9	.422	.498	8
1981	NASHVILLE	.316	141	547	74	173	35	4	7	98	1	9	2	64	55	4	2	.384	.433	12
1982	COLUMBUS	.315	130	476	67	150	24	2	10	75	5	6	2	50	24	1	2	.378	.437	5
	YANKEES	.167	7	12	0	2	0	0	0	1	0	1	0	0	1	0	0	.154	.167	0
1983	COLUMBUS	.340	43	159	35	54	11	3	8	37	3	2	0	29	14	2	1	.437	.597	1
	YANKEES	.283	91	279	34	79	15	4	4	32	2	2	1	21	31	0	0	.333	.409	3
1984	YANKEES	.343	153	603	91	207	44	2	23	110	8	9	1	41	33	1	1	.381	.537	6
1985	YANKEES	.324	159	652	107	211	48	3	35	145	2	15	2	56	41	2	2	.371	.567	7
1986	YANKEES	.352	162	677	117	238	53	2	31	113	1	10	1	53	35	0	0	.394	.573	7
1987	YANKEES	.327	141	569	93	186	38	2	30	115	0	8	1	51	38	1	4	.378	.559	5
1988	YANKEES	.311	144	599	94	186	37	0	18	88	0	8	3	41	29	1	0	.353	.462	9
1989	YANKEES	.303	158	631	79	191	37	2	23	113	0	10	1	51	30	3	0	.351	.477	7
1990	YANKEES	.256	102	394	40	101	16	0	5	42	0	3	3	28	20	1	0	.308	.335	3
1991	YANKEES	.288	152	587	64	169	35	0	9	68	0	9	4	46	42	2	0	.339	.394	5
1992	YANKEES	.288	157	640	89	184	40	0	14	86	0	6	1	39	43	3	0	.327	.416	4
1993	YANKEES	.291	134	530	78	154	27	2	17	86	0	3	2	61	42	0	0	.364	.445	3
1994	YANKEES	.304	97	372	62	113	20	1	6	51	0	4	0	60	24	0	0	.397	.411	2
1995	YANKEES	.288	128	458	59	132	32	2	7	49	0	8	1	40	35	0	2	.341	.413	7
	MILB TOTALS	.332	500	1842	288	612	112	16	37	346	9	31	8	232	132	17	16	.403	.471	28
	MLB TOTALS	.307	1785	7003	1007	2153	442	20	222	1099	13	96	21	588	444	14	9	.358	.471	68

POSTSEASON HISTORY

YEAR	CLUB	SERIES	AVG.	G	AB	R	H	2B	3B	HR	RBI	SH	SF	HBP	BB	SO	SB	CS	OPB	SLG	E
1995	NY/SEA	ALDS	.417	5	24	3	10	4	0	1	6	0	0	0	1	5	0	0	.440	.708	0

ALL-STAR HISTORY

YEAR	CLUB/TM, SITE	AVG.	G	AB	R	H	2B	3B	HR	RBI	SH	SF	HBP	BB	SO	SB	CS	OPB	SLG	E
1984	AL/NYY, SF	.000	1	1	0	0	0	0	0	0	0	0	0	0	0	0	0	.000	.000	0
1985	AL/NYY, MIN	.000	1	1	0	0	0	0	0	0	0	0	0	0	0	0	0	.000	.000	0
1986	AL/NYY, HOU	.000	1	3	0	0	0	0	0	0	0	0	0	0	2	0	0	.000	.000	0
1987	AL/NYY, OAK	.000	1	1	0	0	0	0	0	0	0	0	0	2	0	0	0	.667	.000	0
1988	AL/NYY, CIN	.000	1	2	0	0	0	0	0	0	0	0	0	0	0	0	0	.000	.000	0
1989	AL/NYY, ANA	1.000	1	1	0	1	1	0	0	0	0	0	0	0	0	0	0	1.000	2.000	0
	TOTALS	.111	6	9	0	1	1	0	0	0	0	0	0	2	2	0	0	.273	.222	0





26 LORENZO BUNDY

OUTFIELD/BASERUNNING | PHILADELPHIA, PA | BORN NOVEMBER 6, 1959

MANAGERIAL / COACHING CAREER

- Lorenzo Bundy enters his second season as Miami's outfield and baserunning coach, returning to Marlins organization after previously serving as outfield/baserunning coach in **1998**, manager of Brevard County in **1997** and baserunning and outfield coordinator from **1995-96**.
- Bundy is on fifth big league coaching staff after seeing time as Marlins outfield/baserunning coach (**1998**), Rockies' bullpen coach (**1999**), Diamondbacks' bench coach (**2004**) and first base coach (**2009**), and Dodgers' third base/outfield coach (**2014-15**).
- In **2016**, Marlins outfielders ranked seventh in National League in outfield assists (28).
- Prior to joining Miami, spent eight years in Dodgers' organization, most recently as third base/outfield coach in **2015**.
- Managed Dodgers' Triple-A club in Albuquerque (2011-13), guiding Isotopes to 225-206 (.522) overall record.
- Tied a franchise record with 80 wins in **2012**, earning Pacific Coast League's Manager of the Year honors.
- Managed Triple-A Las Vegas from **2007-08** and Rookie-level AZL Dodgers in 2010.
- Overall, has accumulated a 753-774 record in 12 seasons as a Minor League manager in Montreal (1990-94), Florida (1997) and Dodger organizations (2007-08, 2010-13).
- Also managed in Mexican Pacific League, earning Manager of the Year four times. Won three league championships with three different teams and is second-winningest manager in league history.

- Managed Navojoa Mayos in **2014** and achieved his milestone 600th win as a manager in the league.
- Guided Bradenton to Gulf Coast League Southern Division title in **1990**.
- Began coaching career as a player/coach with Jacksonville in **1989** and was also employed as a coach in the Marlins (1995-96), Rockies (2000-02) and Red Sox (2002) minor league systems.

PLAYING CAREER

- Played eight professional seasons from **1981-89** with Texas, Pittsburgh and Montreal organizations in addition to playing in Mexican League.
- Played with Mexico City Reds from **1985-88** and hit .364 with 40 home runs and 134 RBI in 1986.
- Hit .318 with 135 home runs and 534 RBI in Minor Leagues and Mexican League.
- Drafted by Baltimore in 22nd round in **1977** draft.

PERSONAL/MISCELLANEOUS

- Lorenzo Bundy and his wife of 25 years, Maria Guadalupe (Lupita), live in Tucson, AZ, and have a 23-year-old daughter named Nicole...Bundy has a bachelor's degree in communications from James Madison University (1982), where he is tied for third all-time in home runs (36).

BUNDY'S MANAGERIAL HISTORY

YEAR	CLUB	LEAGUE	WINS	LOSSES	PCT.	FINISH
1990	GCL EXPOS	GULF COAST	40	23	.635	1ST
1991	SUMTER	SOUTH ATLANTIC	64	75	.460	5TH
1992	ALBANY	SOUTH ATLANTIC	72	70	.507	3RD
1993	BURLINGTON	MIDWEST	64	71	.474	3RD
1994	BURLINGTON	MIDWEST	55	82	.401	7TH
1997	BREVARD COUNTY	FLORIDA STATE	62	76	.449	5TH
2007	LAS VEGAS	PACIFIC COAST	67	77	.465	4TH
2008	LAS VEGAS	PACIFIC COAST	74	69	.517	2ND
2010	AZL DODGERS	ARIZONA ROOKIE	30	25	.545	3RD
2011	ALBUQUERQUE	PACIFIC COAST	69	74	.483	2ND
2012	ALBUQUERQUE	PACIFIC COAST	80	64	.556	1ST
2013	ALBUQUERQUE	PACIFIC COAST	76	68	.528	2ND
MILB TOTALS			753	774	.493	

PHOTO: OFFICE
FIELD STAFF
MANAGER
2016 IN REVIEW
MILB HISTORY
CLUB HISTORY
ADDITION
PHILADELPHIA HISTORY
MANAGERIAL HISTORY
RECORDS
2017 APPROXIMATE
CLUB RECORDS
GENERAL INFORMATION
NOTIFICATION METHODS



BUNDY'S PLAYING HISTORY

YEAR	CLUB	AVG.	G	AB	R	H	2B	3B	HR	RBI	SH	SF	HBP	BB	SO	SB	CS	OPB	SLG	E
1981	ASHEVILLE	.290	24	69	10	20	4	1	3	17	0	2	2	9	8	0	0	.378	.507	2
1983	ALEXANDRIA	.291	116	405	72	118	25	1	25	88	3	3	4	39	71	3	2	.357	.543	6
1984	NASHUA	.255	103	357	54	91	20	1	6	38	1	7	5	51	64	6	0	.350	.367	12
	HAWAII	.300	9	30	4	9	4	2	0	3	0	0	0	2	4	0	0	.344	.567	2
1986	HAWAII	.306	20	62	7	19	1	2	2	9	0	1	1	12	11	0	0	.421	.484	3
1987	VANCOUVER	.455	4	11	3	5	1	1	0	1	0	0	0	2	0	0	0	.538	.727	0
1989	JACKSONVILLE	.223	52	166	20	37	7	1	4	23	0	1	2	24	25	1	2	.326	.349	4
	INDIANAPOLIS	.281	19	32	3	9	1	0	1	3	0	1	0	3	4	0	0	.333	.406	0
	MILB TOTALS	.272	347	1132	173	308	63	9	41	182	4	15	14	142	187	10	4	.356	.452	29

MARLINS NOTES

MARLINS ALL-TIME COACHING ROSTER

ARNSBERG, BRAD	PITCHING	2002-03	LACHEMANN, MARCEL	PITCHING	1993-94
ARSENAULT, PIERRE	BULLPEN COORDINATOR	2002-10	LEARY, ROB	BENCH	2013-15
BONDS, BARRY	HITTING	2016	MALLEE, JOHN	HITTING	2010-11
BREEDEN, JOE	BULLPEN	1995-96, 2001	MALDOFF, JACK	HITTING	1999-2001
	BENCH	1999-2001	MANUEL, JERRY	BENCH	1997
BROCK, TARRIK	FIRST BASE/OUTFIELD	2010	MARTINEZ, TINO	HITTING	2013
BUNDY, LORENZO	BASERUNNING/OUTFIELD	1998, 2016-	MATTINGLY, DON	MANAGER	2016-
BUTLER, BRETT	THIRD BASE/OUTFIELD	2014-15	MAY, MILT	HITTING	1997-98
COLLINS, DAVE	FIRST BASE	2010	MCCLURE, BOB	BULLPEN	1994
CORA, JOEY	BENCH	2012	MEACHAM, BOBBY	THIRD BASE	2006
CORNELIUS, REID	BULLPEN	2010-16	MENECHINO, FRANK	HITTING	2014-
COX, JEFF	THIRD BASE	2004-05	MORALES, JOSE	HITTING	1995-96
	BENCH	2003	NIEVES, JUAN	PITCHING	2016-
	BULLPEN	2002	PENTLAND, JEFF	HITTING	1996
DAVIS, DOUG	BENCH	2003-04	PEREZ, EDUARDO	HITTING	2011-12
DONNELLY, RICH	THIRD BASE	1997-98	PIERSON, JOHN	HITTING	2013
DORANTE, LUIS	BULLPEN	2005	PINSON, VADA	FIRST BASE	1993-94
DUBEE, RICH	PITCHING	1998-2001	PORTER, BO	THIRD BASE/OUTFIELD	2007-09
DUNLOP, HARRY	BENCH	2005	PRESLEY, JIM	HITTING	2006-10
ESPADA, JOE	THIRD BASE/INFIELD	2010-13	RADER, DOUG	HITTING	1993-94
FOSTER, STEVE	BULLPEN	2007-09	REBERGER, FRANK	BULLPEN	1993-94
FOX, ANDY	FIRST BASE/INFIELD	2007-09	REDMOND, MIKE	MANAGER	2013-15
GOFF, MIKE	BENCH COACH	2015	RENICK, RICK	BENCH	2002
GONZALEZ, FREDI	MANAGER	2007-10	ROSENTHAL, WAYNE	PITCHING	2003-04
	BENCH	2001	ROBINSON, BILL	HITTING	2002-05
	THIRD BASE	1999-2001	ROJAS, COOKIE	THIRD BASE	1993-96
GUILLEN, OZZIE	MANAGER	2012	ROTHSCHILD, LARRY	PITCHING	1995-97
	THIRD BASE	2002-03	SANDT, TOMMY	FIRST BASE	1997-98
HARKEY, MIKE	BULLPEN	2006	SCHNEIDER, BRIAN	CATCHING	2016-
HARRIS, LENNY	THIRD BASE	2016	SHINE, PAT	ADMINISTRATIVE	2014-16
	ASST. HITTING/THIRD BASE	2015	ST. CLAIRE, RANDY	PITCHING	2010-12
HERNANDEZ, CHUCK	PITCHING	2013-15	TAYLOR, TONY	BULLPEN	2004
HILL, PERRY	FIRST BASE/INFIELD	2013-		FIRST BASE	2001
		2002-06, 2011		INFIELD/BULLPEN	1999-2001
HYDE, BRANDON	MANAGER	2011	THURMAN, GARY	FIRST BASE	2012
	BENCH	2010-11	TOSCA, CARLOS	BENCH	2007-10
JENNINGS, DAN	MANAGER	2015	TUCK, GARY	BENCH	2006
JONES, LYNN	FIRST BASE	2001	URGELLES, JEFF	BULLPEN COORDINATOR	2010-
	THIRD BASE	2001	WALLACH, TIM	BENCH	2016-
KIMM, BRUCE	BULLPEN	1997-98	WILEY, MARK	PITCHING	2005, '08-09
KRANTZ, RICK	PITCHING	2006-07	WILLIAMS, RICK	ASSISTANT PITCHING	1995-96
KUNTZ, RUSTY	FIRST BASE	1995-96, '99-2000			



33 FREDI GONZALEZ

THIRD BASE | HAVANA, CUB | BORN JANUARY 28, 1964

MANAGERIAL / COACHING CAREER

- Fredi González returns to Marlins, entering his first season as third-base coach. Previously spent five-plus seasons managing Atlanta Braves.
- With Atlanta, posted a career 434-413 record. Finished in top five in BBWAA Manager of the Year voting in three of five-plus seasons with Braves, including third-place finish in 2013.
- In **2013**, led Braves to 96-66 record and National League East division title. 96 wins were most by any Braves team since 2003 (101).
- Also led Atlanta to NL East title in **2012**, going 94-68.
- Prior to time in Atlanta, managed Marlins for three-plus seasons from **2007-2010**.
- Guided Marlins to 276-279 record, holding record for most games managed, while his 276 wins are second-most behind Jack McKeon (281).
- Earned Sporting News National League Manager of the Year in **2008** after leading Marlins to 84-77 record.
- Named Marlins' manager on Oct. 3, **2006** and went 71-91 in debut season. Served as a coach for National League at All-Star game in San Francisco, under Tony La Russa.
- Served as third base coach under Bobby Cox in Atlanta from **2003-06**, and managed Braves' Triple-A Richmond in **2002**.
- Managed seven seasons in Marlins organization, from **1992** to **1998**, and served as third base coach at Major League level from **1999-2001**.
- Selected by Baseball America as Eastern League Manager of the Year in **1997** and was recognized by Baseball America as Florida State League Manager of the Year in **1994**, after going 78-61 with Brevard County (A) and finishing second to Tampa in FSL championship series.

- In **1993**, guided Single-A High Desert to an 85-52 mark en route to becoming California League Champions, first-ever championship by a Marlins' affiliate. Was named Baseball America's California League Manager of the Year that season and received Carl Barger Player Development Person of the Year award.
- Began coaching career in **1990** after taking over unaffiliated Single-A Miami Miracle of Florida State League with 20 games remaining. Managed Miracle in 1991 before being named manager at Single-A Erie, becoming first minor league manager in Marlins history. Led Erie to New York-Penn League Championship series.

PLAYING CAREER

- Selected by Yankees in 16th round of **1982** June draft and spent six seasons as catcher in Yankees' system.
- Made professional debut with Single-A Bradenton in **1982**, batting .240 (31x129) with two home runs and 16 RBI in 40 games.

PERSONAL/MISCELLANEOUS

- Fredi Jesus González...he and wife Patricia have five children between them; Gabrielle, Alex, Christina, Erica and Juliette... has actively raised funds for Cindy Donald Dreams of Recovery Foundation (www.dreamsofrecovery.org), which helps to create a positive change for individuals facing challenges accompanying spinal cord and/or brain injuries...graduated from Miami's Southridge High School in 1982.

GONZÁLEZ'S PLAYING HISTORY

YEAR	CLUB	AVG.	G	AB	R	H	2B	3B	HR	RBI	SH	SF	HBP	BB	SO	SB	CS	OPB	SLG	E
1982	GCL YANKEES	.240	40	129	17	31	4	0	2	16	2	0	1	16	32	0	2	.329	.318	7
1983	GREENSBORO	.192	56	151	25	29	6	0	6	23	0	1	2	37	62	2	0	.356	.351	11
1984	GREENSBORO	.196	85	250	21	49	11	0	3	33	1	4	3	27	72	4	1	.278	.276	4
1985	FORT LAUDERDALE	.204	48	137	13	28	1	1	3	13	3	0	1	20	34	0	4	.310	.292	4
1986	FORT LAUDERDALE	.197	55	157	19	31	5	1	3	18	4	3	1	29	46	4	0	.321	.299	4
	ALBANY-COLONIE	.286	18	42	6	12	1	0	3	8	0	0	1	11	10	2	0	.444	.524	1
1987	PRINCE WILLIAM	.065	16	31	1	2	0	0	0	1	0	1	0	2	11	0	1	.118	.065	0
	ALBANY-COLONIE	.125	26	48	6	6	2	0	0	6	1	0	0	11	13	0	0	.288	.167	3
	MILB TOTALS	.199	344	945	108	188	30	2	20	118	11	9	9	153	280	12	8	.314	.298	34

FROM OFFICE | FIELD STAFF | MANAGER | COACHING HISTORY | CAREER DEVELOPMENT | JET PROPULSION | COLLEGE INFORMATION



GONZÁLEZ'S MANAGERIAL HISTORY

YEAR	CLUB	LEAGUE	WINS	LOSSES	PCT.	FINISH
1990	MIAMI	FLORIDA STATE	10	10	.500	4TH
1991	MIAMI	FLORIDA STATE	63	67	.485	2ND/4TH
1992	ERIE	NEW YORK-PENN	40	37	.519	2ND
1993	HIGH DESERT	CALIFORNIA	85	52	.620	1ST/1ST
1994	BREVARD COUNTY	FLORIDA STATE	78	61	.561	1ST/2ND
1995	BREVARD COUNTY	FLORIDA STATE	61	74	.452	4TH/3RD
1996	BREVARD COUNTY	FLORIDA STATE	47	92	.338	6TH/6TH
1997	PORTLAND	EASTERN	79	63	.556	1ST
1998	CHARLOTTE	INTERNATIONAL	70	73	.490	3RD
2002	RICHMOND	INTERNATIONAL	75	67	.528	2ND
2007	FLORIDA	NATIONAL	71	91	.438	5TH
2008	FLORIDA	NATIONAL	84	77	.522	3RD
2009	FLORIDA	NATIONAL	87	75	.537	2ND
2010	FLORIDA	NATIONAL	34	36	.486	4TH
2011	ATLANTA	NATIONAL	89	73	.549	2ND
2012	ATLANTA	NATIONAL	94	68	.580	2ND
		POSTSEASON	0	7	.000	LOST TO STL IN WC
2013	ATLANTA	NATIONAL	96	66	.593	1ST
		POSTSEASON	7	3	.250	LOST TO LAD IN NLDS
2014	ATLANTA	NATIONAL	79	83	.488	T2ND
2015	ATLANTA	NATIONAL	67	95	.414	4TH
2016	ATLANTA	NATIONAL	9	28	.243	5TH
MILB TOTALS			608	596	.505	
MLB TOTALS						
REGULAR SEASON			710	692	.506	
POSTSEASON			7	4	.200	



- Courtesy Rob Foldy 2017



7

PERRY HILL

FIRST BASE | SALINAS, KS | BORN MARCH 19, 1952

COACHING CAREER

- Perry Hill returns as Miami's first base/infield coach for **2017**, his fifth consecutive season in position and 10th overall with Marlins. This season will mark 22nd as a Major League coach and 31st in professional baseball.
- Last season, Miami registered its fifth-best fielding percentage ever, at .985, committing just 86 errors, the third-lowest total ever behind 2015 (77) and 2003 (76). Their fielding percentage ranked fourth in NL, and they committed the fourth-fewest errors, behind only San Francisco (72), Washington (73), and the Dodgers (80).
- From May 29-June 30, Marlins infielders went 28 consecutive games without committing an error. According to STATS LLC, was longest such streak since at least 1913, ahead of a 25-game run by Baltimore from May 22-June 15 of 2015, and 24-game stretches by Seattle (2012), San Francisco (2010), and Philadelphia (2004).
- In **2015**, Miami set single-season fielding records in fewest errors committed (77) and fielding percentage (.987).
- Oversaw Dee Gordon's transition to second base, who netted first career Rawlings® Gold Glove award after posting highest fielding percentage (.992) by Marlins' second baseman in Club history.
- Marlins seven highest single-season fielding percentages have been under Hill's direction, including last season's franchise-best .987 mark; also had .987 percentage in 2003, followed by .986 in 2013, .986 in 2004, .985 in 2011, .984 in 2014 and .983 in 2005.
- Prior to **2013**, previous appearance as a Major League coach was with Florida in **2011**, when Marlins recorded then third-best fielding percentage (.985) in Franchise history.
- Under Hill's guidance in **2009**, Pittsburgh Pirates led all Major League teams in fielding percentage (.988) and made fewest errors (73) among all teams, setting Club records for most errorless games played in one season (101) and also with their fielding percentage (.988). Bucs lost 99 games in 2009 and made a Major League-low 73 errors, the most losses ever by a team that led the Majors in fewest errors in a season. Pirates also led National League in double plays turned (171) for third-straight season.
- By **2006**, Hill instructed Rawlings® Gold Glove Award winners at all four infield positions over course of career: 1B Derrek Lee (2003), 2B Luis Castillo (2003-05), 3B Mike Lowell (2005) and SS Orlando Cabrera (2001).
- Instructed infield that included All-Stars Miguel Cabrera and Dan Uggla, as well as NL Rookie of the Year Hanley Ramirez.
- Led Marlins to then third-best fielding percentage (.983, tied) in Club history in **2005**. Guided third baseman Mike Lowell and second baseman Luis Castillo to winning Rawlings® Gold Glove Awards, the seventh and eighth Gold Gloves in Club history.
- Led Club to .986 fielding percentage in **2004**, second-best mark in Franchise history. Assisted second baseman Luis Castillo in collecting second-straight Rawlings® Gold Glove Award. In addition, third baseman Mike Lowell committed just seven errors in 154 games, a Major League record for third basemen. Because of Hill's efforts, was named a 2004 All-Star Game coach.

MARLINS NOTES

MAJOR LEAGUE GOLD GLOVE WINNERS UNDER PERRY HILL

PLAYER	TEAM	YEAR
DEE GORDON (2B)	MIAMI	2015
LUIS CASTILLO (2B)	FLORIDA	2005
MIKE LOWELL (3B)	FLORIDA	2005
LUIS CASTILLO (2B)	FLORIDA	2004
LUIS CASTILLO (2B)	FLORIDA	2003
DERREK LEE (1B)	FLORIDA	2003
ORLANDO CABRERA (SS)	MONTREAL	2001

- Guided Marlins to Franchise-best .987 fielding percentage in **2003**, ranking third in Majors, behind Seattle (.989) and St. Louis (.987). Saw Florida's starting infield post a .987 fielding percentage (40 E/3,124 TC).
- Guided first baseman Derrek Lee and second baseman Luis Castillo, who collected Rawlings® Gold Glove Awards in 2003, to Florida's fourth and fifth Gold Glove Awards in Franchise history and first not won by catcher Charles Johnson.
- Experienced first ML postseason action in **2003**, following three as a Minor League coach and two as a Minor League instructor, and guided Marlins to World Series Championship.
- Guided Florida's infield to .981 fielding percentage in **2002** (.9812, 65 E/3,462 TC), including a .982 mark by the starters. Lowered Marlins' overall infield errors total by two, from 67 in **2001**; Florida's infield had a .980 fielding mark in that season.
- Joined Marlins on February 12, **2002**, following two years (2000-01) as Expos' first base and infield coach.
- Helped lower Expos' infield errors total for second straight season as they committed only 65 infield miscues in 2001 (3,422 TC, a .981 fielding percentage), down from 72 errors in **2000** and 88 in **1999**.
- Guided development of shortstop Orlando Cabrera, who collected first Rawlings® Gold Glove Award in **2001**.
- Prior to joining Expos, served three seasons (**1997-99**) as Detroit Tigers' third base and infield coach. Under his tutelage in **1998**, three of four Tigers' infielders finished among top four in AL at their positions in fielding percentage. Led **1997** Tigers to AL's top fielding mark; became first team ever to go from worst to first in fielding in consecutive seasons.
- Spent 13 years in Texas Rangers' organization prior to joining Detroit. Served most of **1995** and **1996** seasons as roving infield instructor and Coordinator of Minor League Instruction for Rangers. Spent the second half of the 1995 season as the Rangers' first base coach, filling in for Ed Napoleon. Joined the Rangers' Major League staff for part of **1992** season and all of **1993** and '94 as Club's first base and infield coach. Named to position on July 16, 1992, when Toby Harrah was named manager.



FRONT OFFICE | FIELD STAFF | MANAGER | COACHING CAREER | CLUB HISTORY | FUTURE OF THE CLUB | HISTORY | PLAYER DEVELOPMENT | TEAM INFORMATION | CONTACT INFORMATION

- Worked six seasons (1987-92) as Rangers' Coordinator of Minor League Instruction and roving infield instructor and made coaching stints at Single-A Daytona Beach in 1985-86 and Single-A Tri Cities in 1984.
- Made two trips to Japan following 1993 season to work with Chunichi Dragons of Japanese Central League. Worked with them in their January 1995 spring camp in Arizona.

PLAYING CAREER

- Played six professional seasons, including each of final five years in Mexican Sonora League.
- Signed as shortstop by Rio Grande of Gulf States League on May 1, 1976, and played one season with Rio, batting .194 in 53 games.
- Spent 1977-81 in Mexican Sonora League before retiring as a player. Played in 622 games in Mexico, batting .257 with eight home runs and 228 RBI.

PERSONAL/MISCELLANEOUS

- Perry Wendell Hill...was inducted into Paris Junior College Hall of Fame in 2014, the Hurst/Eules/Bedford, Texas Hall of Fame (hometown school district) in February of 2002 and Clarinda, Iowa Hall of Fame in November of 2002...attended University of Texas - Pan American in Edinburg, Texas, for two years, where he hit .351 and was the team captain in 1974...spent two previous seasons at Paris Junior College (TX) and earned all-conference honors both years...lettered three times in baseball at L.D. Bell High School in Hurst, Texas...in 2002, directed and produced a DVD entitled "Ultimate Infield," an instructional video on the fundamentals of fielding.

HILL'S PLAYING HISTORY

YEAR	CLUB	AVG.	G	AB	R	H	2B	3B	HR	RBI	SH	SF	HBP	BB	SO	SB	CS	OPB	SLG	E
1976	RIOGRANDEVALLEY	.200	57	180	25	36	7	0	2	18	6	0	2	32	49	3	-	.327	.272	9



- Courtesy Josh Cataldo 2017



59^{ED} LUCAS

ADMINISTRATIVE | GRAND RAPIDS, MI | BORN MAY 21, 1982

COACHING CAREER

- Ed Lucas begins his first campaign as Miami's administrative coach and video replay coordinator following a 13-year professional baseball career.

PLAYING CAREER

- Appeared at different levels with Kansas City, Atlanta, Angels, Miami, Texas, Arizona, and Seattle over career.
- Made Major League debut with Miami on May 30, **2013** vs. Tampa Bay as defensive replacement. In only two MLB seasons, both with Miami, hit .255 (135x530) with five home runs and 37 RBI in 163 games.
- Hit game-winning home run on September 18, **2013** at Philadelphia, becoming just fifth Marlins rookie (sixth time) in Club history to connect for GW home run in extra innings. - *STATS LLC*
- Selected by Kansas City in eighth round of **2004** draft.

PERSONAL/MISCELLANEOUS

- Edward Lee Lucas...married to Holly...they have a son, Rhodes, born in September of 2013...graduated from Spruce Creek High School in Port Orange, Fla. in 2000...graduated from Dartmouth College in 2004...was named 2004 Ivy League Player of the Year... was honored as **2004** Alfred E. Watson Award winner as most outstanding athlete at Dartmouth...named All-Ivy League three times and was **2004** first team All-New England selection.

LUCAS'S PLAYING HISTORY

YEAR	CLUB	AVG.	G	AB	R	H	2B	3B	HR	RBI	SH	SF	HBP	BB	SO	SB	CS	OPB	SLG	E
2004	BURLINGTON	.202	24	89	12	18	5	1	0	10	2	1	2	5	21	2	2	.258	.281	2
	IDAHO FALLS	.312	41	154	30	48	6	1	0	29	3	4	6	14	18	7	3	.382	.364	8
2005	BURLINGTON	.292	113	425	52	124	12	4	1	36	7	0	2	40	67	29	10	.355	.346	29
2006	HIGH DESERT	.281	124	455	71	128	26	4	8	66	2	3	3	46	83	19	6	.349	.409	16
2007	WICHITA	.280	34	125	19	35	6	1	3	17	1	0	0	9	23	2	1	.328	.416	7
2008	OMAHA	.128	16	47	7	6	0	0	0	0	1	0	0	7	14	0	1	.241	.128	2
	NW ARKANSAS	.304	79	270	38	82	10	4	4	30	2	1	1	29	47	14	7	.372	.415	8
2009	OMAHA	.125	5	8	1	1	0	0	0	1	1	0	0	2	4	0	1	.300	.125	0
	NW ARKANSAS	.290	103	355	61	103	22	2	10	58	4	5	7	53	75	18	2	.388	.448	15
2010	OMAHA	.307	99	352	52	108	20	1	13	50	5	3	3	52	68	7	1	.398	.480	12
2011	GWINNETT	.218	81	262	25	57	14	1	3	29	2	2	1	28	74	4	0	.294	.313	7
	MISSISSIPPI	.270	42	159	32	43	6	0	7	26	1	2	4	15	38	0	0	.344	.440	13
2012	SALT LAKE	.262	118	412	61	108	20	2	12	52	4	3	6	28	82	5	4	.316	.408	17
2013	NEW ORLEANS	.304	46	181	26	55	12	0	5	14	1	0	2	12	37	2	1	.354	.453	4
	MIAMI	.256	94	351	43	90	14	1	4	28	4	1	2	26	78	1	1	.311	.336	7
2014	JUPITER	.429	3	14	3	6	0	0	0	2	0	0	0	2	0	0	0	.500	.429	3
	NEW ORLEANS	.261	14	46	5	12	1	0	0	3	0	3	1	7	10	0	0	.351	.283	3
	MIAMI	.251	69	179	19	45	5	0	1	9	2	0	0	8	48	1	0	.283	.296	4
2015	ROUND ROCK	.316	107	393	43	124	17	3	6	48	0	1	3	45	85	3	4	.389	.420	12
2016	TACOMA	.232	38	138	21	32	12	1	3	22	0	2	1	6	25	0	0	.265	.399	3
	RENO	.250	82	220	27	55	11	2	2	12	0	0	1	26	59	1	0	.332	.345	0
	MILB TOTALS	.279	1169	4105	586	1145	200	27	77	505	36	30	43	426	832	113	43	.351	.397	165
	MLB TOTALS	.255	163	530	62	135	19	1	5	37	6	1	2	34	126	2	1	.302	.323	7

FROM OFFICE
FIELD STAFF
MANAGER
2016 NEW ORLEANS
MEDIA RELATIONS
CLUB HISTORY
2015 ROUND ROCK
2014 JUPITER
2013 MIAMI
2012 SALT LAKE
2011 MISSISSIPPI
2010 OMAHA
2009 NW ARKANSAS
2008 OMAHA
2007 WICHITA
2006 HIGH DESERT
2005 BURLINGTON
2004 IDAHO FALLS
2004 BURLINGTON





4

FRANK MENECHINO

ASSISTANT HITTING | STATEN ISLAND, NY | BORN JANUARY 7, 1971

COACHING CAREER

- Frank Menechino enters fourth year with Miami, his second as assistant hitting coach.
- In **2016**, Miami's offense ranked second among National League teams with a .263 team mark, behind only Colorado. The offense also tallied 1,460 hits, ranking third among NL offenses.
- Miami recorded 42 doubles last season, tying for third-most in a single season in Club history (also 2006), behind 44 in both 2003 and 1999.
- In first season, Miami's run total improved from 513 in 2013 to 645 in **2014**. Marlins hitters also raised team average from .231 to .253. Miami ranked sixth among National League offenses in on-base percentage (.317), and seventh in runs and average.
- Spent previous five seasons in New York Yankees' system, with last three as coach for Triple-A Scranton/Wilkes-Barre.
- Began coaching career with two-year stint as hitting coach for Double-A Trenton from **2009-10**.

PLAYING CAREER

- Appeared in 450 Major League games with Oakland (**1999-2004**) and Toronto (2004-05), compiling a .240 (302x1257) career average with 58 doubles, 36 home runs and 149 RBI.
- Made two appearances as pitcher, last on August 28, **2004** while with Toronto. Was just fourth Blue Jays position player in team history to make appearance as pitcher. Allowed two hits in 0.1 inning against the Yankees.
- Tossed 1.0 inning on July 18, **2000** at Coors Field, allowing four runs on six hits.
- Played 18 games with Nettuno in Italian Baseball League in **2008**, and appeared for Team Italy during **2006** World Baseball Classic.

PERSONAL/MISCELLANEOUS

- Frank Menechino (men-eh-kee-no)...drafted out of University of Alabama in **1993** by Chicago White Sox (45th round), where he majored in education...as a junior in **1992**, led Crimson Tide in hitting (.349), walks (37) and stolen bases (22)...prior to transferring to Alabama, played baseball at Gulf Coast Community College in Panama City, Fla.



-Courtesy Josh Cataldo 2017



MENECHINO'S PLAYING HISTORY

YEAR	CLUB	AVG.	G	AB	R	H	2B	3B	HR	RBI	SH	SF	HBP	BB	SO	SB	CS	OPB	SLG	E
1993	WHITE SOX	.244	17	45	10	11	4	1	1	9	0	0	4	12	4	3	1	.443	.444	1
	HICKORY	.281	50	178	35	50	6	3	4	19	1	1	4	33	28	11	2	.403	.416	6
1994	SOUTH BEND	.298	106	379	77	113	21	5	5	48	3	2	9	78	70	15	8	.427	.420	10
1995	PRINCE WILLIAM	.261	137	476	65	124	31	3	6	58	3	8	11	96	75	6	2	.391	.376	15
1996	BIRMINGHAM	.292	125	415	77	121	25	3	12	62	3	6	8	64	84	7	9	.391	.453	13
1997	BIRMINGHAM	.299	90	318	78	95	28	4	12	60	1	6	11	79	77	7	3	.447	.525	11
	NASHVILLE	.230	37	113	20	26	4	0	4	11	0	1	6	26	31	3	2	.397	.372	9
1998	EDMONTON	.278	106	378	72	105	11	7	10	40	2	1	10	70	75	9	10	.403	.423	7
1999	VANCOUVER	.309	130	501	103	155	31	9	15	88	1	5	9	73	97	4	5	.403	.497	10
	OAKLAND	.222	9	9	0	2	0	0	0	0	0	0	0	0	4	0	0	.222	.222	0
2000	SACRAMENTO	.316	9	38	8	12	2	0	2	2	0	0	0	5	4	1	0	.395	.526	0
	OAKLAND	.255	66	145	31	37	9	1	6	26	1	2	1	20	45	1	4	.345	.455	6
2001	OAKLAND	.242	139	471	82	114	22	2	12	60	3	6	19	79	97	2	3	.369	.374	16
2002	SACRAMENTO	.248	84	314	50	78	12	0	6	50	0	3	8	46	58	10	3	.356	.344	22
	OAKLAND	.205	38	132	22	27	7	0	3	15	0	1	1	20	32	0	0	.312	.326	2
2003	OAKLAND	.193	43	83	10	16	0	0	2	9	2	1	4	19	16	0	0	.364	.265	4
2004	MIDLAND	.308	4	13	1	4	0	0	0	0	0	0	0	2	1	0	0	.400	.308	1
	SACRAMENTO	.267	4	15	2	4	0	0	0	1	0	0	1	1	0	0	0	.353	.267	0
	OAKLAND	.091	13	33	0	3	0	0	0	1	0	0	1	1	8	0	0	.143	.091	1
	TORONTO	.301	72	236	40	71	13	4	9	25	1	0	3	36	44	0	2	.400	.504	1
2005	TORONTO	.216	70	148	22	32	7	0	4	13	1	0	6	25	33	0	1	.352	.345	1
2006	LOUISVILLE	.250	6	16	3	4	2	0	0	1	0	0	0	1	4	0	0	.294	.375	0
	COLUMBUS	.171	12	41	6	7	1	0	3	6	0	0	2	3	5	0	0	.261	.415	0
2007	COLORADO SPRINGS	.222	4	9	2	2	0	0	0	1	0	0	0	3	1	0	0	.417	.222	1
	PORTLAND	.387	34	119	23	46	16	1	3	20	0	1	0	11	18	2	0	.435	.613	1
2008	NETTUNO (IBL)	.274	18	73	10	20	7	0	1	13	0	1	2	10	16	1	0	.372	.411	-
	MILB TOTALS	.284	975	3441	642	977	201	36	84	489	614	34	85	613	648	79	45	.401	.437	107
	MLB TOTALS	.240	450	1257	207	302	58	7	36	149	8	10	35	200	279	3	10	.358	.383	31

POSTSEASON HISTORY

YEAR	CLUB	SERIES	AVG.	G	AB	R	H	2B	3B	HR	RBI	SH	SF	HBP	BB	SO	SB	CS	OPB	SLG	E
2000	OAK/NYY	ALDS	.000	1	0	0	0	0	0	0	0	0	0	0	0	0	0	0	.000	.000	0
2001	OAK/NYY	ALDS	.083	4	12	2	1	0	0	0	0	0	0	0	1	4	0	0	.154	.083	0
2003	OAK/BOS	ALDS	.000	1	0	0	0	0	0	0	0	0	0	0	0	0	0	0	.000	.000	0
	TOTALS		.083	6	12	2	1	0	0	0	0	0	0	0	1	4	0	0	.154	.083	0

FRONT OFFICE
FIELD STAFF
MANAGER
2011 MEDIA GUIDE
CUB HISTORY
PROFESSIONAL HISTORY
MARKET DEVELOPMENT
LEAD DEVELOPMENT
GENERAL INFORMATION





47 JUAN NIEVES

PITCHING | SANTURCE, PUR | BORN JANUARY 5, 1965

COACHING CAREER

- Juan Nieves is in second season as Marlins pitching coach, after most recently serving two-plus campaigns as pitching coach with Boston Red Sox.
- In first season with Marlins, pitching staff recorded a club-record 1,379 strikeouts, besting the previous mark of 1,248 in 2009. Among National League teams, staff ranked fifth in average against (.251), strikeouts, and fewest hits allowed (1,358), and ranked sixth in ERA (4.05).
- Miami was one of just five National League teams to record more strikeouts than hits allowed, doing so for first time in Club history.
- Starting pitchers established a Club record with 809 strikeouts, besting previous mark of 801 set in 1997, while relievers also set a new mark with 570, passing 2007 squad that recorded 526.
- Relievers tossed 559.2 innings, second-most in Club history, while their .237 average against also ranked second.
- In 2014, Boston's relievers posted a 3.33 ERA, the lowest mark for the club since 2007 (3.10). Oversaw a staff of 24 pitchers that season, including seven rookies.
- Served as pitching coach for 2014 American League All-Star Team on July 15 at Target Field in Minnesota. Was also part of Major League Baseball's All-Star Series Japan in November 2014.
- Boston's pitching staff posted a 3.79 ERA in 2013, lowest club mark since a 3.75 ERA in 2002. The 3.79 ERA was sixth-best in American League and nearly a full run lower than 2012 (4.70).
- In 2013, Boston's pitchers set single-season franchise records in both strikeouts (1,294) and SO/9.0 IP (8.0). Staff also recorded a club-record 47 double-digit strikeout games.
- Joined Red Sox after 14 seasons in White Sox organization, including final five years (2008-12) as White Sox' bullpen coach.
- Working with long-time pitching coach Don Cooper, helped guide White Sox pitching staff that posted sixth-best ERA in American League (4.08) from 2008-12, while bullpen's 3.88 ERA ranked fifth in that time. White Sox staff set club records in strikeouts three straight years from 2010-12, including a franchise-best 1,246 in 2012. Chicago's bullpen set a record with 479 strikeouts in 2011.
- In 2012, oversaw White Sox bullpen that used eight rookies before September. Included in that group were setup man Nate Jones, who went 8-0 with a 2.39 ERA and tied for Major League lead in relief victories, and closer Addison Reed, who tied for seventh in AL with 29 saves.

- Spent nine years (1999-2007) as pitching coach in White Sox' minor league system with stints at Rookie-level Tucson (1999-2001), Double-A Birmingham (2002-04), and Triple-A Charlotte (2005-07).
- Was chosen as pitching coach for 2006 World Team in participating in All-Star Futures Game at PNC Park in Pittsburgh. In 2002, was pitching coach for the Southern League West Division All-Star Team.
- From 1998-99, was the general manager/manager for Caguas in the Puerto Rican Winter League.
- Began coaching career in the Yankees organization, holding the positions of pitching coach with Rookie-level Tampa (1992), Short-A Oneonta (1993), and Single-A Greensboro (1994, 1996), and pitching coordinator with Double-A Norwich (1995).

PLAYING CAREER

- Over three Major League seasons with Milwaukee, posted 32-25 record with one save, 4.71 ERA and 352 strikeouts in 94 appearances (81 starts).
- Set career highs with 14 wins, 195.2 innings, and 163 strikeouts in 1987. Ranked fifth in American League with an average of 7.5 strikeouts-per-9.0.
- Became first pitcher in Brewers history and Puerto Rican native to throw a no-hitter when he accomplished the feat at age 22 on April 15, 1987 at Baltimore (128 pitches).
- Finished T-4th in AL with three shutouts as a rookie in 1986.
- Named Texas League Pitcher of the Year in 1985 with Double-A El Paso.
- Signed by Milwaukee out of high school in 1983.

PERSONAL/MISCELLANEOUS

- Married to Marilia...has four children: Natalia, Alondra, Marilia, and Isabella...graduated from Avon Old Farms High School in Connecticut in 1983...compiled a career record of 19-1 with a 1.05 ERA in three years at the school...in addition to baseball, captained cross-country and basketball teams...is in Avon Old Farms High School's Hall of Fame.



NIEVES'S PITCHING HISTORY

YEAR	CLUB	W-L	ERA	G	GS	CG	SHO	SV	SVO	IP	H	R	ER	HR	HB	BB	SO	WP	BK
1983	BELOIT	7-1	1.30	12	10	2	2	0	0	69.1	43	11	10	5	2	15	89	0	2
1984	STOCKTON	10-3	3.54	24	24	5	1	0	0	139.2	137	75	55	7	11	63	133	8	1
1985	EL PASO	8-2	3.52	17	17	5	2	0	0	120.0	106	53	47	10	0	44	91	2	0
	VANCOUVER	8-3	3.80	12	12	0	0	0	0	68.2	56	30	29	9	2	44	54	0	0
1986	MILWAUKEE	11-12	4.92	35	33	4	3	0	0	184.2	224	124	101	17	1	77	116	3	1
1987	MILWAUKEE	14-8	4.88	34	33	3	1	0	0	195.2	199	112	106	24	2	100	163	4	0
1988	DENVER	0-2	2.29	5	3	0	0	0	0	19.2	11	5	5	0	0	7	14	1	2
	MILWAUKEE	7-5	4.08	25	15	1	1	1	1	110.1	84	53	50	13	1	50	73	1	3
1989	DENVER	2-1	6.43	3	3	0	0	0	0	14.0	9	10	10	1	0	11	8	0	1
1990	BELOIT	2-3	3.99	7	7	0	0	0	0	29.1	29	17	13	1	1	6	22	4	0
	MILB TOTALS	37-15	3.30	80	76	12	5	0	0	460.2	391	201	169	33	16	190	411	15	6
	MLB TOTALS	32-25	4.71	94	81	8	5	1	1	490.2	507	289	257	54	4	227	352	8	4



- Courtesy Denis Bancroft 2016

FRONT OFFICE

FIELD STAFF

PLAYERS

2016 IN REVIEW

CLUB HISTORY

POSTSEASON HISTORY

PLAYER DEVELOPMENT

2017 OPPONENTS

GENERAL INFORMATION





6

MIKE PAGLIARULO

HITTING | MEDFORD, MA | BORN MARCH 15, 1960

COACHING CAREER

- Mike Pagliarulo begins first career Major League coaching assignment, coming to Miami as hitting coach.
- Previously served as hitting coach for Triple-A Indianapolis from **2013-14**.

PLAYING CAREER

- Spent parts of 11 Major League seasons with Yankees (1984-89), San Diego (1989-90), Minnesota (1991-93), Baltimore (1993) and Texas (1995), winning World Series with Twins in 1991.
- Between stints in Baltimore and Texas, played one season with Seibu Lions in Japanese Pacific League, batting .263 with seven home runs and 47 RBI in 80 games.
- In **1991** American League Championship Series against Toronto, connected for pinch-hit 10th-inning home run in Game 3 to help twins reach World Series.
- Led Yankees with 32 home runs in **1987**.
- Made Major League debut with Yankees on July 7, **1984**, a doubleheader at Minnesota. In second game, hit first MLB home run (off Bret Saberhagen).

PERSONAL/MISCELLANEOUS

- Michael Timothy Pagliarulo (Pal-lee-ah-roo-low)...married to wife, Karen, and has two grown children; daughter Erica and son Michael...played three seasons at University of Miami and was inducted into school's Sports Hall of Fame in **1999**...founded several international sports consultant groups; Sports Embassy Inc., the Baseline Group and 'Scouts, Inc...also created the Baseball Institute of Development, a non-profit organization focused on injury prevention in youth sports.

PAGLIARULO'S PLAYING HISTORY

YEAR	CLUB	AVG.	G	AB	R	H	2B	3B	HR	RBI	SH	SF	HBP	BB	SO	SB	CS	OPB	SLG	E
1981	ONEONTA	.216	72	245	32	53	9	4	2	28	2	3	0	38	47	13	1	.318	.310	15
1982	GREENSBORO	.280	123	403	79	113	22	0	22	79	0	0	2	83	76	7	1	.406	.499	27
1983	NASHVILLE	.260	135	450	82	117	19	4	19	80	0	8	3	59	100	8	4	.344	.447	20
1984	COLUMBUS	.212	58	146	24	31	5	1	7	25	2	3	0	18	30	0	0	.293	.404	13
	YANKEES	.239	67	201	24	48	15	3	7	34	0	3	0	15	46	0	0	.288	.448	7
1985	YANKEES	.239	138	380	55	91	16	2	19	62	3	3	4	45	86	0	0	.324	.442	13
1986	YANKEES	.238	149	504	71	120	24	3	28	71	1	2	4	54	120	4	1	.316	.464	19
1987	YANKEES	.234	150	522	76	122	26	3	32	87	2	3	2	53	111	1	3	.305	.479	17
1988	YANKEES	.216	125	444	46	96	20	1	15	67	1	6	2	37	104	1	0	.276	.367	19
1989	YANKEES	.197	74	223	19	44	10	0	4	16	0	0	2	19	43	1	1	.266	.296	10
	SAN DIEGO	.196	50	148	12	29	7	0	3	14	1	0	1	18	39	2	0	.287	.304	7
1990	SAN DIEGO	.254	128	398	29	101	23	2	7	38	2	4	3	39	66	1	3	.322	.374	13
1991	MINNESOTA	.279	121	365	38	102	20	0	6	36	2	2	3	21	55	1	2	.322	.384	11
1992	FORT MYERS	.200	6	20	2	4	2	0	0	2	0	0	0	4	2	1	0	.333	.300	2
	MINNESOTA	.200	42	105	10	21	4	0	0	9	0	1	1	1	17	1	0	.213	.238	3
1993	MINNESOTA	.292	83	253	31	74	16	4	3	23	2	1	5	18	34	6	6	.350	.423	3
	BALTIMORE	.325	33	117	24	38	9	0	6	21	0	0	1	8	15	0	0	.373	.556	5
1994	SEIBU	.263	80	285	39	75	17	3	7	47	0	3	3	43	69	3	2	.362	.418	-
1995	TEXAS	.232	86	241	27	56	16	0	4	27	2	3	1	15	49	0	0	.277	.349	7
	MILB TOTALS	.252	394	1264	219	318	57	9	50	214	4	14	5	202	255	29	6	.354	.430	77
	MLB TOTALS	.241	1246	3901	462	942	206	18	134	505	16	28	29	343	785	18	16	.306	.407	134





23 BRIAN SCHNEIDER

CATCHING | JACKSONVILLE, FL | BORN NOVEMBER 26, 1976

MANAGERIAL / COACHING CAREER

- Brian Schneider enters second season as Marlins catching coach.
- Had two-year stint as manager at Single-A Jupiter (2014-15), combining on 117-160 record.

PLAYING CAREER

- A 13-year Major League veteran with Montreal/Washington (2000-07), Mets (2008-09) and Philadelphia (2010-12), posted a career average of .247 (781x3165) with 67 home runs and 387 RBI over 1048 games.
- Owned career caught stealing percentage of 36.0, throwing out 201 of 606 potential base stealers. Lifetime caught stealing percentage ranks 30th in Major League history among catchers to appear in at least 750 games.
- From 2002-05, paced MLB catchers with caught stealing percentage of 46.2 (min. 200 games). Led all Major League catchers in caught stealing percentage in both 2003 (46.7) and '04 (47.8).
- In 2004, finished second in Majors with four pickoffs. That season, set career highs in games (135), starts (125), at-bats (436), runs (40), hits (112), triples (3), home runs (12) and total bases (174).
- Made Major League debut on May 26, 2000 at San Diego.

PERSONAL/MISCELLANEOUS

- Brian Duncan Schneider...married Jordan Sproat and the couple has two daughters, Tatum and Haven, and two sons, Calin and Holden...is 1995 graduate of Northampton High School (PA), where he played baseball and basketball...skipped his high school graduation ceremonies to join the Gulf Coast League Expos after being drafted...named Player of the Year in Lehigh Valley in 1994 and 1995...participated in MLB's All-Star Tour of Japan in 2006...named MTL's Roberto Clemente Award winner after donating \$2,500 to the ALS Society of Quebec...caught ceremonial first pitch from President George W. Bush prior to Washington's regular season debut in Washington on April 4, 2005 vs. Arizona...founded "Catching for Kids Foundation" with wife Jordan to help underprivileged children on national level.

SCHNEIDER'S MANAGERIAL HISTORY

YEAR	CLUB	LEAGUE	WINS	LOSSES	PCT.	FINISH
2014	JUPITER	FLORIDA STATE	50	87	.365	6TH
2015	JUPITER	FLORIDA STATE	67	73	.479	6TH
MLB TOTALS			117	160	.422	

MARLINS NOTES

TOP REPLAY CHALLENGERS IN 2016

(BY PERCENTAGE OVERTURNED)

TEAM	TOTAL CHALLENGES	CHALLENGES OVERTURNED	WIN %
KANSAS CITY ROYALS	39	27	69.2
NEW YORK METS	31	21	67.7
NEW YORK YANKEES	28	18	64.3
OAKLAND ATHLETICS	35	22	62.9
MIAMI MARLINS	56	35	62.5

THERE WERE A TOTAL OF 1,323 MANAGER CHALLENGES AND 179 CREW CHIEF REVIEWS DURING THE 2016 REGULAR SEASON. OF THE 1,502 TOTAL REVIEWS, 23.1% WERE CONFIRMED (347); 25.6% WERE AS STANDS (384); 50.4% WERE OVERTURNED (757); AND 0.3% WERE FOR RECORD KEEPING PURPOSES (5).

FRONT OFFICE

FIELD STAFF

MANAGER

2016 REVIEW

CLUB HISTORY

POSTSEASON HISTORY

CAREER DEVELOPMENT

2017 OPPORTUNITIES

GENERAL INFORMATION



SCHNEIDER'S PLAYING HISTORY

YEAR	CLUB	AVG.	G	AB	R	H	2B	3B	HR	RBI	SH	SF	HBP	BB	SO	SB	CS	OPB	SLG	E
1995	GCL EXPOS	.227	30	97	7	22	3	0	0	4	0	0	1	14	23	2	4	.330	.258	3
1996	GCL EXPOS	.268	52	164	26	44	5	2	0	23	2	0	3	24	15	2	3	.372	.323	3
	DELMARVA	.333	5	9	0	3	0	0	0	1	0	0	1	1	1	0	0	.455	.333	0
1997	CAPE FEAR	.252	113	381	46	96	20	1	4	49	6	5	4	53	45	3	6	.345	.341	10
1998	CAPE FEAR	.299	38	134	33	40	7	2	7	30	4	2	3	16	9	6	3	.381	.537	6
	JUPITER	.272	82	302	32	82	12	1	3	30	0	2	1	22	38	4	4	.321	.348	11
1999	HARRISBURG	.264	121	421	48	111	19	1	17	66	3	1	2	32	56	2	2	.318	.435	6
2000	OTTAWA	.248	67	238	22	59	22	3	4	31	2	9	0	16	42	1	0	.285	.416	8
	MONTREAL	.235	45	115	6	27	6	0	0	11	0	1	0	7	24	0	1	.276	.287	6
2001	OTTAWA	.275	97	338	33	93	27	1	6	43	0	0	4	27	55	2	0	.336	.414	4
	MONTREAL	.317	27	41	4	13	3	0	1	6	0	1	0	6	3	0	0	.396	.463	0
2002	MONTREAL	.275	73	207	21	57	19	2	5	29	2	2	0	21	41	1	2	.339	.459	3
2003	MONTREAL	.230	108	335	34	77	26	1	9	46	1	2	2	37	75	0	2	.309	.394	3
2004	MONTREAL	.257	135	436	40	112	20	3	12	49	5	2	3	42	63	0	1	.325	.399	2
2005	WASHINGTON	.268	116	369	38	99	20	1	10	44	2	2	6	29	48	1	0	.330	.409	5
2006	POTOMAC	.222	2	9	1	2	1	0	0	1	0	0	0	0	2	0	0	.222	.333	0
	WASHINGTON	.256	124	410	30	105	18	0	4	55	2	3	2	38	67	2	2	.320	.329	5
2007	WASHINGTON	.235	129	408	33	96	21	1	6	54	4	7	2	56	56	0	0	.326	.336	6
2008	METS	.257	110	335	30	86	10	0	9	38	4	2	1	42	53	0	0	.339	.367	5
2009	METS	.218	59	170	11	37	11	0	3	24	2	3	1	18	21	0	0	.292	.335	1
2010	LEHIGH VALLEY	.000	3	8	0	0	0	0	0	0	0	0	0	1	0	0	0	.111	.000	0
	PHILADELPHIA	.240	47	125	17	30	4	1	4	15	2	0	1	19	25	0	0	.345	.384	2
2011	READING	.250	7	24	2	6	1	0	0	1	0	0	0	3	4	0	0	.333	.292	0
	PHILADELPHIA	.176	41	125	11	22	4	0	2	9	1	1	1	11	35	0	0	.246	.256	1
2012	CLEARWATER	.182	6	22	2	4	2	0	0	2	0	0	0	1	6	0	0	.217	.273	0
	PHILADELPHIA	.225	34	89	9	20	5	0	2	7	1	0	3	5	15	0	0	.289	.348	0
	MLB TOTALS	.262	623	2147	252	562	119	11	41	281	17	19	19	210	296	22	22	.330	.385	51
	MLB TOTALS	.247	1048	3165	284	781	167	9	67	387	26	26	22	331	526	4	8	.320	.369	39



- Courtesy Bancroft Creative Group 2016





24 DEAN TREANOR

BULLPEN | SAN LOUIS OBISPO, CA | BORN DECEMBER 8, 1947

MANAGERIAL / COACHING CAREER

- Dean Treanor returns to Marlins organization, entering first season as bullpen coach, his first Major League coaching assignment. Had previously served organization as manager at Triple-A Albuquerque in **2003** and from **2005-08**.
- Prior to current assignment, spent six seasons managing Triple-A Indianapolis in Pittsburgh Pirates system. Guided Indians to three division titles in that span (**2012-13, 2015**) with overall record of 481-393 (.550).
- In **2016**, skipped team to 70-74 record, one season after appearing in International League Championship series (lost to Columbus 2-3).
- In **2012**, led Indianapolis to 89-55 record, marking most wins in all of Minor League baseball that season. Also most wins by Indianapolis team since 1988 (89-53).
- Managed in Dominican (2008-09, 2011-12, 2015) and Puerto Rico (2010) winter leagues. Was three-time winner of Manager of the Year award in Dominican Winter League (2009, '11, '15). Reached Caribbean Series with Toros del Este in 2011.
- Prior to managing Indianapolis, spent **2010** campaign as pitching coach for Indians, following one season as pitching coach for Double-A Altoona.

- Holds Albuquerque Isotopes' record for career managerial wins (429) and ranks fourth all-time at Indianapolis (401).
- Spent **2004** campaign as Marlins pitching Minor League pitching coordinator, between stints managing at Albuquerque.
- Before coming to Marlins organization in **2002**, worked three seasons as Triple-A pitching coach in Dodgers' system.
- Has also seen time as pitching coach for Triple-A Ottawa (1998) and Double-A Harrisburg (1996-97) in Montreal system. In addition, was pitching coach in San Diego system for Waterloo (1992-93), Rancho Cucamonga (1994) and Memphis (1995).
- Began managerial career in Cleveland organization with Fresno in **1988**. Also served as Indians' Minor League pitching coach with GCL Indians (1989) and Reno (1991).

PLAYING CAREER

- Signed by Cincinnati in **1971**

PERSONAL/MISCELLANEOUS

- Dean Leroy Treanor...played collegiate baseball at Cal Poly San Luis Obispo...after playing career was finished in 1975, spent 13 years as police officer and undercover narcotics agent in hometown prior to beginning coaching career in 1988.

TREANOR'S MANAGERIAL HISTORY

YEAR	CLUB	LEAGUE	WINS	LOSSES	PCT.	FINISH
1988	FRESNO	CALIFORNIA	53	89	.373	9TH
1990	GCL INDIANS	GULF COAST	23	40	.365	13TH
2002	CALGARY	PACIFIC COAST	67	71	.486	12TH
2003	ALBUQUERQUE	PACIFIC COAST	74	70	.514	*5TH
2005	ALBUQUERQUE	PACIFIC COAST	78	66	.542	5TH
2006	ALBUQUERQUE	PACIFIC COAST	70	72	.493	10TH
2007	ALBUQUERQUE	PACIFIC COAST	72	70	.507	9TH
2008	ALBUQUERQUE	PACIFIC COAST	68	75	.476	10TH
2011	INDIANAPOLIS	INTERNATIONAL	76	68	.528	6TH
2012	INDIANAPOLIS	INTERNATIONAL	89	55	.618	*1ST
2013	INDIANAPOLIS	INTERNATIONAL	80	64	.556	*3RD
2014	INDIANAPOLIS	INTERNATIONAL	73	71	.507	7TH
2015	INDIANAPOLIS	INTERNATIONAL	83	61	.576	*1ST
2016	INDIANAPOLIS	INTERNATIONAL	70	74	.486	7TH
MLB TOTALS			976	946	.507	

*Lost in 1st round of playoffs
^Lost in League Finals



FROM OFFICE | FIELD STAFF | NAME | DATE IN REVIEW | CAREER HISTORY | TRANSLATION HISTORY | CAREER DEVELOPMENT | 2017 APPROVALS | GENERAL INFORMATION



75 JEFF URGELLES

BULLPEN COORDINATOR | MIAMI, FL | BORN JUNE 19, 1982

COACHING CAREER

- Jeff Urgelles begins ninth season with the Marlins as bullpen coordinator.

PLAYING CAREER

- Was 26th-round selection of Cincinnati Reds in **2003** First-Year Player Draft and spent three and a half seasons in Reds' system before ending career in Blue Jays' organization. Had .235 career average with eight home runs and 82 RBI in 192 games.
- In first professional season, led Gulf Coast League in doubles (20) and ranked third in extra-base hits (22). Posted a 5x5 game with five doubles, three runs scored and three RBI on July 17, 2003 at GCL Twins.

PERSONAL/MISCELLANEOUS

- Jeffrey Urgelles (ur-ghel-less)...married to former Melissa Diaz, and couple has one daughter, Victoria, and son, Javier...prior to joining Marlins, Urgelles was a firefighter/paramedic for Miami-Dade Ambulance...on August 20, **2012**, while warming up for a road game in Arizona, Urgelles and MLB Umpire Jim Joyce saved the life of a game day employee who had collapsed in cardiac arrest...Marlins honored Jeff with a contribution to start a CPR class for kids at local Boys & Girls Club...has partnered with Marlins Foundation and local American Heart Association to start Compression for Life Program, a program geared to teaching heart health and providing CPR and first aid training to youth at Boys & Girls Clubs of Miami-Dade...graduated from Southwest Miami High School (FL)...earned associate's degree in liberal arts from Broward Community College, where he was Second-Team All-Conference...transferred to Savannah State University and was a First-Team All-Conference selection.

URGELLES'S PLAYING HISTORY

YEAR	CLUB	AVG.	G	AB	R	H	2B	3B	HR	RBI	SH	SF	HBP	BB	SO	SB	CS	OPB	SLG	E
2003	GCL REDS	.270	56	185	21	50	20	0	2	28	0	2	4	22	32	0	1	.357	.411	4
	BILLINGS	.130	7	23	2	3	0	0	0	2	0	0	1	0	8	0	0	.167	.130	1
2004	DAYTON	.233	62	210	27	49	11	0	4	29	1	0	3	29	52	2	2	.335	.343	15
2005	SARASOTA	.223	63	202	19	45	14	0	2	23	1	3	6	17	40	0	1	.298	.322	7
2006	LANSING	.000	2	7	0	0	0	0	0	0	0	0	0	1	2	0	0	.125	.000	0
	NEW HAMPSHIRE	.500	2	2	0	1	0	0	0	0	0	0	0	0	0	0	0	.500	.500	0
MLB TOTALS		.235	192	629	69	148	45	0	8	82	2	5	14	69	134	2	4	.322	.345	27

MARLINS NOTES

TOP REPLAY CHALLENGERS ALL-TIME

(BY PERCENTAGE OVERTURNED)

TEAM	TOTAL CHALLENGES	CHALLENGES OVERTURNED	WIN %
NEW YORK YANKEES	96	45	77.6
KANSAS CITY ROYALS	107	69	64.5
MIAMI MARLINS	114	73	64.0
SEATTLE MARINERS	111	69	62.2
SAN FRANCISCO GIANTS	120	76	59.4

THERE HAVE BEEN A TOTAL OF 3,538 MANAGER CHALLENGES AND 577 CREW CHIEF REVIEWS IN REGULAR SEASON SINCE 2014. OF THE 4,115 TOTAL REVIEWS, 23.5% HAVE BEEN CONFIRMED (968); 26.6% AS STANDS (1,094); 48.9% OVERTURNED (2,014); AND 0.5% FOR RECORD KEEPING PURPOSES (20).



38 TIM WALLACH

BENCH | HUNTINGTON BEACH, CA | BORN SEPTEMBER 14, 1957

MANAGERIAL / COACHING CAREER

- Tim Wallach begins second season as Miami's bench coach, and fourth consecutive season under Don Mattingly as bench coach.
- Prior to serving as bench coach under Mattingly with Dodgers, was Dodgers' third base coach from **2011-13**.
- Managed Dodgers' Triple-A Albuquerque Isotopes for two seasons (**2009-10**) guiding them to a 152-135 (.530) overall record.
- Led Isotopes to American Southern Division title in **2009** and franchise-record 80 wins after a three-year absence from baseball. Named Pacific Coast League Manager of the Year, as well as Baseball America's "Best Manager Prospect".
- In first Major League coaching position, spent two years as Dodgers' hitting coach (**2004-05**).
- Managed Single-A Rancho Cucamonga in Angels' organization in **2001**.
- Coached at alma mater, Cal State University, Fullerton, in **2000**.
- Served as hitting coach for Dodgers' Single-A San Bernardino club in **1997** and **1998**. Took over managerial duties for San Bernardino during final two and a half months of **1998** campaign.

PLAYING CAREER

- Played 17 seasons in Major Leagues with Montreal (**1980-92**), Los Angeles (**1993-96**) and California (**1996**), batting .257 with 2,085 hits, 260 home runs and 1,125 RBI.
- Was five-time National League All-Star with Montreal and earned three Rawlings® Gold Glove Awards at third base.
- Led Major League Baseball with a career-high 42 doubles in **1987**. Two years later, led NL and tied previous career high with 42 doubles.
- Won two Silver Slugger Awards and is Montreal/Washington's all-time franchise leader with 1,694 hits, 360 doubles, 905 RBI and 1,767 games.

PERSONAL/MISCELLANEOUS

- Timothy Charles Wallach and his wife of 34 years, Lori, reside in Yorba Linda, CA...inducted into the Canadian Baseball Hall of Fame in 2014...Dodgers drafted each of his three sons: Matt (2007, 22nd round), Brett (2009, third round) and Chad (2010, 43rd round, did not sign)...Matt played in Dodgers' system 2007-2013, Brett played in Dodgers' system from 2009-2010 and Chad is a catcher in Cincinnati Reds system...was an inductee into Cal State Fullerton's inaugural Titan Athletics Hall of Fame in **2005**...received Ray Boone Family Award at 2012 Professional Baseball Scouts Foundation banquet...was elected to College Baseball Hall of Fame in February **2011**...won USA Baseball's Golden Spikes Award and Sporting News College Player of the Year award in **1979** when he led Titans to school's first NCAA Division I title.

WALLACH'S MANAGERIAL HISTORY

YEAR	CLUB	LEAGUE	WINS	LOSSES	PCT.	FINISH
1998	SAN BERNARDINO	CALIFORNIA	55	85	.393	4TH
2001	RANCHO CUCAMONGA	CALIFORNIA	63	77	.450	4TH
2009	ALBUQUERQUE	PACIFIC COAST	80	64	.556	1ST
2010	ALBUQUERQUE	PACIFIC COAST	72	71	.503	2ND
MILB TOTALS			270	297	.476	

FRONT OFFICE

FIELD STAFF

MANAGER

COACH

SCOUTS

OPERATIONS

COMMUNITY

DEVELOPMENT

PROFESSIONAL

GENERAL INFORMATION

71



WALLACH'S PLAYING HISTORY

YEAR	CLUB	AVG.	G	AB	R	H	2B	3B	HR	RBI	SH	SF	HBP	BB	SO	SB	CS	OPB	SLG	E
1979	MEMPHIS	.327	75	257	50	84	16	4	18	51	2	3	5	37	53	0	2	.417	.630	4
1980	DENVER	.281	134	512	103	144	29	7	36	124	1	9	2	51	92	1	0	.343	.576	21
	MONTREAL	.182	5	11	1	2	0	0	1	2	0	0	0	1	5	0	0	.250	.455	0
1981	MONTREAL	.236	71	212	19	50	9	1	4	13	0	0	4	15	37	0	1	.299	.344	1
1982	MONTREAL	.268	158	596	89	160	31	3	28	97	5	4	4	36	81	6	4	.313	.471	23
1983	MONTREAL	.269	156	581	54	156	33	3	19	70	0	5	6	55	97	0	3	.335	.434	19
1984	MONTREAL	.246	160	582	55	143	25	4	18	72	0	4	7	50	101	3	7	.311	.395	21
1985	MONTREAL	.260	155	569	70	148	36	3	22	81	0	5	5	38	79	9	9	.310	.450	18
1986	MONTREAL	.233	134	480	50	112	22	1	18	71	0	5	10	44	72	8	4	.308	.396	16
1987	MONTREAL	.298	153	593	89	177	42	4	26	123	0	7	7	37	98	9	5	.343	.514	21
1988	MONTREAL	.257	159	592	52	152	32	5	12	69	0	7	3	38	88	2	6	.302	.389	18
1989	MONTREAL	.277	154	573	76	159	42	0	13	77	0	7	1	58	81	3	7	.341	.419	18
1990	MONTREAL	.296	161	626	69	185	37	5	21	98	0	7	3	42	80	6	9	.339	.471	21
1991	MONTREAL	.225	151	577	60	130	22	1	13	73	0	4	6	50	100	2	4	.292	.334	14
1992	MONTREAL	.223	150	537	53	120	29	1	9	59	0	7	8	50	90	2	2	.296	.331	15
1993	DODGERS	.222	133	477	42	106	19	1	12	62	1	9	3	32	70	0	2	.271	.342	15
1994	DODGERS	.280	113	414	68	116	21	1	23	78	0	2	4	46	80	0	2	.356	.502	11
1995	SAN BERNARDINO	.467	4	15	2	7	3	0	0	4	0	0	0	0	3	0	0	.467	.667	1
	ALBUQUERQUE	.333	1	3	1	1	0	0	0	1	0	0	0	0	2	0	0	.333	.333	0
	DODGERS	.266	97	327	24	87	22	2	9	38	0	4	4	27	69	0	0	.326	.428	5
1996	SAN BERNARDINO	.300	5	20	3	6	0	0	1	6	0	0	0	2	7	0	0	.364	.450	1
	ANGELS	.237	57	190	23	45	7	0	8	20	0	0	1	18	47	1	0	.306	.400	8
	DODGERS	.228	45	162	14	37	3	1	4	22	0	0	1	12	32	0	1	.286	.333	3
MILB TOTALS		.300	219	807	159	242	48	11	55	186	3	12	7	90	157	1	2	.370	.591	27
MLB TOTALS		.257	2212	8099	908	2085	432	36	260	1125	6	77	77	649	1307	51	66	.316	.416	247



- Courtesy Bancroft Creative Group 2016





PLAYERS



2017 MIAMI MARLINS SPRING TRAINING ROSTER

FIELD STAFF

8 MATTINGLY, Don - Manager, 26 BUNDY, Lorenzo - Outfield/Baserunning, 33 GONZÁLEZ, Fredi - 3rd Base, 7 HILL, Perry - 1st Base, 69 LUCAS, Ed - Administrative, 4 MENECHINO, Frank - Asst. Hitting, 47 NIEVES, Juan - Pitching, 8 PAGLIARULO, Mike - Hitting, 23 SCHNEIDER, Brian - Catching, 24 TREANOR, Dean - Bullpen, 75 URGELLES, Jeff - Bullpen Coordinator, 38 WALLACH, Tim - Bench

40-MAN ROSTER

NO.	PITCHERS (23)	B-T	HT	WT	BORN	BIRTHPLACE	'16 CLUB	W-L	ERA	G	GS	CG	SV	IP	H	R	ER	BB	SO	MLSV
46	BARRACLOUGH, Kyle	R-R	6-2	224	5/23/1990	Santa Clara, CA	MIAMI	6-3	2.85	75	0	0	0	72.2	45	24	23	44	113	1,059
30	CERVENKA, Hunter	L-L	6-0	251	1/3/1990	Baytown, TX	ATLANTA Mississippi (AA)	1-0 0-0	3.18 0.00	50 2	0 0	0 0	0 0	34.0 3.0	20 1	14 0	12	23	35	1,000
							MIAMI New Orleans (AAA) Jacksonville (AA)	0-0 0-0 0-0	4.82 0.00 9.00	18 2 1	0 0 0	0 0 0	0 0 0	9.1 2.0 1.0	11 5 0	5 5 1	5	5	7	
54	CHEN, Wei-Yin	R-L	6-0	193	7/21/1985	Kaohsiung City, TWN	MIAMI	0-0	9.00	1	0	0	0	1.0	0	1	0	1	2	5,000
61	CONLEY, Adam	L-L	6-3	201	5/24/1990	Redmond, WA	MIAMI	5-5	4.96	22	22	0	0	123.1	134	69	68	24	100	5,000
43	DESPAIGNE, Dohsamer	R-R	6-0	217	4/4/1987	Havana, CUB	MIAMI BALTIMORE Norfolk (AAA)	8-6 0-2	3.85 5.60	25 16	25 0	0 0	0 0	133.1 27.1	125 32	59 18	57	62	124	1,070
							MIAMI	1-9	3.87	18	17	0	0	88.1	91	39	38	27	70	1,166
49	ELLINGTON, Brian	R-R	6-3	219	8/4/1990	Gainesville, FL	MIAMI	0-0	9.00	3	0	0	0	3.0	4	3	3	1	0	
57	ESCH, Jake	R-R	6-3	206	3/27/1990	St. Paul, MN	MIAMI New Orleans (AAA)	4-2 1-0	2.45 3.12	32 3	0 3	0 0	2 0	33.0 34.2	27 17	10 12	9	16	32	0,144
							MIAMI	2-1	5.54	3	3	0	0	13.0	17	8	6	10	0,033	
							New Orleans (AAA) Jacksonville (AA) Jacksonville (AA)	0-1 10-9 1-3	5.70 4.03 4.54	4 22 9	4 22 9	0 0 0	0 0 0	23.2 118.1 39.2	28 53 38	15 53 22	8 37 20	9 82 11	0,004	
56	GARCÍA, Jerfín	L-L	6-3	217	1/18/1993	Santo Domingo, DOM	Jupiter (A)	0-0	1.29	5	0	0	0	7.0	4	1	1	1	5	
48	GONZÁLEZ, Severino	R-R	6-2	203	9/28/1992	Santiago de Veraguas, PAN	GCL Marlins (R) PHILADELPHIA Lehigh Valley (AAA) Reading (AA)	0-0 0-1 2-0	0.00 3.31 1.69	3 15 6	3 0 0	0 0 0	0 0 0	4.0 35.1 10.2	4 40	1 22	1	1	5	
							MIAMI	1-2	5.60	27	0	0	0	35.1	40	22	22	7	34	0,127
72	GUERRERO, Tayron	R-R	6-7	214	1/9/1991	Bocaichica, COL	MIAMI	0-0	4.50	1	0	0	0	2.0	3	1	1	1	0	0,004
							San Diego El Paso (AAA) San Antonio (AA) Jacksonville (AA)	0-0 0-0 0-3	4.50 6.00 4.94	13 0 19	0 0 0	0 0 0	0 0 0	2.0 12.0 23.2	12 9 20	3 8 14	10	25	11	
							MIAMI	1-1	1.83	12	0	0	4	14.0	11	3	3	3	15	4,016
34	KOehler, Tom	R-R	6-2	238	6/20/1996	Bronx, NY	MIAMI	9-13	4.33	33	33	0	0	176.2	176	83	85	83	147	4,016
31	LOCKE, Jeff	L-L	6-0	191	11/20/1987	North Conway, NH	MIAMI	0-1	5.44	30	19	1	0	127.1	151	81	77	44	73	4,020
22	MCGOWAN, Dustin	R-R	6-3	239	3/24/1982	Sarasannah, GA	MIAMI	1-3	2.82	55	0	0	0	67.0	49	26	21	33	63	9,161
							New Orleans (AAA) MIAMI	0-0 3-6	0.00 4.99	4 18	0 13	0 0	2 0	7.1 79.1	10 96	0 46	0 44	6 37	0,155	
20	NICOLINO, Justin	L-L	6-3	198	11/22/1991	Orlando, FL	MIAMI	3-4	4.33	14	14	0	0	85.0	87	43	39	13	49	4,156
35	PHELPS, David	R-R	6-2	198	10/9/1996	St. Louis, MO	MIAMI	7-6	4.13	14	14	0	0	86.2	61	23	22	38	114	4,156
44	RAMOS, AJ	R-R	5-10	198	9/20/1996	Lubbock, TX	MIAMI	1-4	2.81	67	0	0	40	64.0	52	21	20	35	73	4,030
71	STECKENRIDER, Drew	R-R	6-4	238	1/10/1991	Atlanta, GA	MIAMI	0-1	5.40	10	0	0	0	11.2	11	9	7	7	15	0,000
							New Orleans (AAA) Jacksonville (AA) Jupiter (A)	1-0 0-0 0-0	1.48 0.00 10.0	24 6 0	0 0 0	0 0 0	6 30.1	12 12	5 5	5	0	39	0,000	
58	STRAILY, Dan	R-R	6-1	220	12/1/1988	Redlands, CA	MIAMI	14-8	3.76	34	31	0	0	191.1	154	80	80	75	162	2,126
38	TAZAWA, Junichi	R-R	6-2	208	8/6/1996	Yokohama, JPN	MIAMI	3-2	4.17	53	0	0	0	49.2	47	23	23	14	54	6,086
62	UREÑA, José	R-R	6-3	206	9/12/1991	Santo Domingo, DOM	MIAMI	4-9	6.13	28	12	0	1	83.2	91	59	57	29	58	1,040
							New Orleans (AAA) KANSAS CITY MIAMI	3-3 10-11	3.17 5.37	12 34	12 34	0 0	0 0	48.1 189.1	41 124	17 76	11	41	9,059	
36	VOLQUEZ, Edinson	R-R	6-0	216	7/3/1983	Barahona, DOM	MIAMI	4-3	3.14	48	0	0	0	112.2	50	18	18	10	42	0,143
64	WITTGREN, Nick	R-R	6-2	216	5/28/1991	Torrance, CA	MIAMI	1-0	1.42	10	0	0	2	12.2	6	2	2	4	11	
							New Orleans (AAA) ARIZONA BOSTON	2-3 2-4	2.82 1.52	36 33	0 0	0 0	0 0	38.1 29.2	41 26	15 8	12	15	27	8,122

NO.	CATCHERS (4)	B-T	HT	WT	BORN	BIRTHPLACE	'16 CLUB	AVG.	G	AB	R	H	2B	3B	HR	RBI	BB	SO	SB	MLSV	
17	ELLIS, A.J.	R-R	6-2	232	4/9/1981	Cape Girardeau, MO	DODGERS	.194	53	139	8	27	5	0	1	13	16	24	1	6,151	
73	NOLA, Austin	R-R	6-0	205	12/28/1989	Baton Rouge, LA	PHILADELPHIA	.313	11	32	3	10	3	0	1	9	3	7	1	0,000	
11	REALMUTO, J.T.	R-R	6-1	213	3/18/1991	Del City, OK	New Orleans (AAA)	.261	113	372	34	37	23	1	6	44	24	56	4	2,038	
18	TELLIS, Tomas	S-R	5-8	213	6/18/1991	El Tigre, VEN	MIAMI	.303	137	508	60	154	31	0	11	48	28	100	12	0,134	
							MIAMI	.308	10	13	1	4	0	0	1	4	0	2	0	0,134	
							New Orleans (AAA)	.310	91	336	46	104	18	3	6	45	27	42	4		
NO.	INFELDERS (7)	B-T	HT	WT	BORN	BIRTHPLACE	'16 CLUB	AVG.	G	AB	R	H	2B	3B	HR	RBI	BB	SO	SB	MLSV	
41	BOUR, Justin	L-R	6-4	269	5/28/1988	Washington, DC	MIAMI	.264	90	280	35	74	12	1	15	51	38	56	0	2,064	
							New Orleans (AAA)	.111	5	18	0	2	0	0	0	0	1	0	0	0	
32	DIETRICH, Derek	L-R	6-0	212	7/18/1989	Cleveland, OH	MIAMI	.279	128	351	39	98	20	5	7	42	32	84	1	2,151	
							Jacksonville (AA)	.167	5	18	2	3	0	0	0	0	2	7	0	0,154	
9	GORDON, Dee	L-R	5-11	188	4/22/1988	Windsor, FL	MIAMI	.268	79	325	47	87	7	6	1	14	18	55	30	4,154	
							New Orleans (AAA)	.257	9	35	7	9	1	0	2	1	5	3	0	0,154	
3	HECHAVARRIA, Adelyn	R-R	6-0	191	4/15/1989	Santiago de Cuba, CUB	MIAMI	.236	155	508	52	120	17	6	3	38	33	73	1	4,060	
14	PRADO, Martin	R-R	6-0	215	10/27/1983	Maracay, VEN	MIAMI	.305	153	600	70	183	37	3	8	75	49	69	2	9,105	
78	RIDDLE, JT	L-R	6-1	188	10/12/1991	Frankfort, KY	MIAMI	.268	15	56	4	15	2	0	1	2	1	9	1	0,030	
							New Orleans (AAA)	.276	101	389	49	108	18	4	3	51	33	72	5	2,043	
19	ROJAS, Miguel	R-R	5-11	188	2/24/1989	Los Teques, VEN	Jacksonville (AA)	.275	123	194	27	44	12	0	1	14	11	27	2	2,043	
NO.	OUTFIELDERS (6)	B-T	HT	WT	BORN	BIRTHPLACE	'16 CLUB	AVG.	G	AB	R	H	2B	3B	HR	RBI	BB	SO	SB	MLSV	
68	HOOD, Destin	R-R	6-2	209	4/3/1990	Mobile, AL	MIAMI	.240	13	25	3	6	1	0	1	2	0	11	0	0,032	
							New Orleans (AAA)	.267	126	476	61	127	29	3	15	80	37	113	11	0,032	
13	OZUNA, Marcell	R-R	6-1	234	11/12/1990	Santa Domingo, DOM	MIAMI	.286	148	557	75	146	23	6	23	76	43	115	0	3,124	
77	PEREZ, Yefri	S-R	5-11	174	2/24/1991	Bani, DOM	MIAMI	.067	12	3	5	2	1	0	0	0	1	4	0,032		
27	STANTON, Giancarlo	R-R	6-6	246	11/18/1989	Panorama, CA	Jacksonville (AA)	.259	84	328	49	85	7	3	1	28	39	86	39	6,118	
51	SUZUKI, Ichiro	L-R	6-0	171	10/22/1973	Kasugai, JPN	MIAMI	.240	119	413	58	99	20	1	27	74	50	140	0	16,000	
21	YELICH, Christian	L-R	6-4	199	12/5/1991	Thousand Oaks, CA	MIAMI	.291	143	327	48	95	15	5	1	22	30	42	10	16,000	
							MIAMI	.298	165	578	78	172	38	3	3	21	98	72	138	9	3,089

2017 SPRING TRAINING ROSTER

NO.	PLAYER	POS.
2	Barnes, Brandon*	OF
3	Hechavarría, Adelyn	INF
9	Gordon, Dee	INF
11	Realmuto, J.T.	C
13	Ozuna, Marcell	OF
14	Prado, Martin	INF
17	Ellis, A.J.	C
18	Tellis, Tomas	C
19	Rojas, Miguel	INF
20	Nicolino, Justin	LHP
21	Yelich, Christian	OF
22	McGowan, Dustin	RHP
25	Tazawa, Junichi	RHP
27	Stanton, Giancarlo	OF
28	Moore, Tyler*	INF
29	Ziegler, Brad	RHP
30	Cervenka, Hunter	LHP
31	Locke, Jeff	LHP
32	Dietrich, Derek	INF
34	Koehler, Tom	RHP
35	Phelps, David	RHP
36	Volquez, Edinson	RHP
37	Cabrera, Ramón*	C
40	Guerra, Javy*	RHP
41	Bour, Justin	INF
43	Despaigne, Odrisamer	RHP
44	Ramos, AJ	RHP
46	Barracough, Kyle	RHP
48	González, Severino	RHP
49	Ellington, Brian	RHP
50	den Dekker, Matt*	OF
51	Suzuki, Ichiro	OF
52	Sierra, Moisés*	OF
53	Lobstein, Kyle*	LHP
54	Chen, Wei-Yin	LHP
55	Jackson, Ryan*	INF
56	Thielbar, Caleb*	LHP
57	Fife, Stephen*	RHP
58	Straily, Dan	RHP
60	Copeland, Scott*	RHP
61	Conley, Adam	LHP
62	Ureña, José	RHP
63	Maronde, Nick*	LHP
64	Wittgren, Nick	RHP
65	Marte, Kelvin*	LHP
66	García, Jarlin	LHP
67	Esch, Jake	RHP
68	Hood, Destin	OF
71	Steenkinder, Drew	RHP
72	Guerrero, Tayton	RHP
73	Nola, Austin	C
76	Peters, Dillon*	LHP
77	Pérez, Yefri	OF
78	Riddle, JT	INF
79	Galloway, Isaac*	OF
80	Paulino, Carlos*	C
81	Benítez, Juan*	RHP
82	Tomshaw, Matt*	LHP
83	Hoo, Chris*	C
84	Maron, Cam*	C
85	Vigil, Rodrigo*	C
87	Anderson, Brian*	INF
88	Juengel, Matt*	INF

* - non-roster invite

HOW THE 2017 MARLINS WERE BUILT

YEAR	DRAFT (ROUND)	TRADE (DATE)	FREE AGENT (DATE)	WAIVERS (DATE)	RULE 5 (DATE)
2007	Giancarlo Stanton (2)				
2008	Isaac Galloway (8)* Tom Koehler (18)		Marcell Ozuna (2/15) José Ureña (8/29) Yefri Pérez (12/13)		
2009	AJ Ramos (21)		Rodrigo Vigil (8/15)*		
2010	Christian Yelich (1) J.T. Realmuto (3)		Jarlin Garcia (8/13)		
2011	Adam Conley (2) Jake Esch (11)				
2012	Austin Nola (5) Drew Steckenrider (8) Nick Wittgren (9) Brian Ellington (16) Matt Juengle (24)*	Adeiny Hechavarría (11/19) Justin Nicolino (11/19) Derek Dietrich (12/4)			
2013	JT Riddle (13)				Justin Bour (12/12)
2014	Brian Anderson (3)* Dillon Peters (10)* Chris Hoo (27)*	Miguel Rojas (12/10) Dee Gordon (12/10) David Phelps (12/19) Martin Prado (12/19)			Matt Tomshaw (12/11)*
2015		Kyle Barraclough (7/31) Tomás Telis (7/31)	Ichiro Suzuki (1/27) Destin Hood (11/12)* Dustin McGowan (12/1) Cam Maron (12/30)* Moisés Sierra (12/31)*		
2016		Tayron Guerrero (7/29) Hunter Carvenka (8/6)	Wei-Yin Chen (1/19) Carlos Paulino (11/8)* Kyle Lobstein (11/10)* Caleb Thielbar (11/11)* Scott Copeland (11/21)* Matt den Dekker (11/30)* Edinson Volquez (12/1) Stephen File (12/9)* Tyler Moore (12/9)* A.J. Ellis (12/10) Jeff Locke (12/10) Brandon Bames (12/16)* Javy Guerra (12/16)* Junichi Tazawa (12/16) Kelvin Marte (12/20)* Brad Ziegler (12/23) Juan Benítez (12/30)*	Odrisamer Despaigne (9/16)	Nick Maronde (12/8)*
2017		Dan Straily (1/19) Severino González (1/24)	Ryan Jackson (1/2)* Ramón Cabrera (1/11)*		

* - non-roster invite



87 BRIAN ANDERSON

INFIELD HT 6'2" WT 198 | BATS RIGHT THROWS RIGHT

MLB SERVICE NONE | BIRTHPLACE EDMOND, OK

BORN MAY 19, 1993 | OPENING DAY AGE 23 | CONTRACT STATUS SIGNED THROUGH 2017

ACQUIRED SELECTED IN THIRD ROUND OF 2014 FIRST-YEAR PLAYER DRAFT

2016 SUMMARY

- Played for Single-A Jupiter and Double-A Jacksonville, batting a combined .265 (128x483) with 21 doubles, three triples, 11 home runs, and 65 RBI in 135 games.
- Received Marlins' Minor League Player of the Year honors after setting career highs in hits, RBI, runs scored (65), and walks (58).
- Led all Marlins' Minor Leaguers in hits.
- Hit safely in six of first seven games to begin season with Jupiter; batted .333 (7x21) with eight runs scored and drew 10 walks in that span.
- Was named Marlins' Minor League Player of the Month for May, hitting .293 (29x99) with seven doubles, a home run, and 14 RBI; promoted to Jacksonville on May 31.
- Set career high with four hits on April 28 vs. Fort Myers, going 4x5 with a double, an RBI and three runs scored. Also went 4x5 on August 18 with Jacksonville at Tennessee, with two RBI and two runs scored.
- Batted .321 (43x134) vs. right-handers in 49 games with Jupiter, then hit .350 (21x60) vs. lefties in 86 games with Jacksonville.
- Earned Florida State League Midseason All-Star honors for second-straight year.
- Named Southern League Player of the Week for August 15-21, hitting .423 (11x26) with two doubles, three home runs, eight RBI, and seven runs scored.
- Following the season, played for Mesa Solar Sox in Arizona Fall League and batted .275 (21x77) with three doubles, five homers, 12 RBI, and 17 runs scored in 22 games.
- Led AFL in home runs, and added a sixth in AFL Championship Game; three-run shot in first inning opened scoring in Mesa's 6-1 win over Surprise.
- Started AFL Rising Stars game at third base and went 1x2 with a run scored for the AFL East Fall Stars.

MINOR LEAGUE CAREER HIGHLIGHTS

- Spent entire 2015 season with Jupiter and led team with eight home runs and 62 RBI, which ranked third among all Marlins farmhands.
- Hit career-high 22 doubles, including 17 against right-handed pitchers.
- Had first multi-homer game on April 26 vs. St. Lucie, including a walk-off solo homer to beat the Mets, 4-3.
- Following season, played in eight games for Mesa Solar Sox in Arizona Fall League, batting .115 (3x26) with one RBI.
- Made professional debut in 2014 with Short-A Batavia and went 2x4 with a home run in each of first two career games.
- Primarily played second base with Batavia and hit safely in 15 of 20 games before being promoted July 15 to Single-A Greensboro.

HONORS AND AWARDS

2016..... MARLINS' MINOR LEAGUE PLAYER OF THE YEAR
 FLORIDA STATE LEAGUE MIDSEASON ALL-STAR
 SOUTHERN LEAGUE PLAYER OF THE WEEK (AUG. 15-21)
 ARIZONA FALL LEAGUE RISING STAR
 2015..... FLORIDA STATE LEAGUE MIDSEASON ALL-STAR

- Split time at second base (nine games) and third base (26) with Greensboro.
- Batted .346 (28x81) with four doubles, seven home runs and 36 RBI with runners on base.
- Hit safely in nine of 10 games (.366/15x41), including five multi-hit efforts to finish season.

PERSONAL/MISCELLANEOUS

- Brian Wade Anderson...played three seasons for University of Arkansas, batting .318 over 171 career games for Razorbacks... was second-team All-SEC as a sophomore in 2013...garnered All-Tournament honors at 2014 NCAA Charlottesville Regional after batting .615 in four games, with eight hits and a .688 on-base percentage...hit .328 in junior season, with seven homers and 51 RBI; was first Razorback to reach 50 RBI since 2011.

ANDERSON'S PLAYING HISTORY

YEAR	CLUB	AVG.	G	AB	R	H	2B	3B	HR	RBI	SH	SF	HBP	BB	SO	SB	CS	OPB	SLG	E
2014	BATAVIA	.273	20	77	11	21	3	1	3	12	1	0	1	6	11	1	1	.333	.455	1
	GREENSBORO	.314	39	153	27	48	7	0	8	37	0	2	4	13	28	0	0	.378	.516	7
2015	JUPITER	.235	132	477	50	112	22	2	8	62	1	3	9	40	109	2	2	.304	.340	18
2016	JUPITER	.302	49	182	27	55	12	2	3	25	0	2	1	22	38	3	0	.377	.440	5
	JACKSONVILLE	.243	86	301	38	73	9	1	8	40	0	3	5	36	59	0	0	.330	.359	22
MLB TOTALS		.260	326	1190	153	309	53	6	30	176	2	10	20	117	245	6	3	.334	.390	53

CAREER TRANSACTIONS

2014: Selected by Miami in third round of First-Year Player Draft; signed by Marlins' scout Brian Kraft



- Courtesy Rob Foldy 2017



2

BRANDON BARNES

NON-ROSTER INVITE

UTILITY HT 6'0" WT 219 | BATS RIGHT THROWS RIGHT

 MLB SERVICE 3 YEARS, 97 DAYS | MLB DEBUT AUGUST 7, 2012 VS. WASHINGTON (W/HOU) | BIRTHPLACE ORANGE, CA
 BORN MAY 15, 1986 | OPENING DAY AGE 30 | CONTRACT STATUS SIGNED THROUGH 2017
 ACQUIRED SIGNED AS MINOR LEAGUE FREE AGENT ON DECEMBER 16, 2016

2016 SUMMARY

- Shuttled between Triple-A Albuquerque and Colorado after earning spot on Rockies Opening Day roster.
- In 48 games with Rockies, hit .220 (22x100) with six doubles, two triples and eight RBI. With Isotopes, hit .282 (67x238) with 13 doubles, two triples, five home runs and 32 RBI.
- Following option to Albuquerque on April 29, hit safely in first six games and 19 of first 22, batting .319 (30x94) with five doubles, two home runs and 11 RBI over those 22 contests.
- Recorded season-high three hits in first two games with Albuquerque, and equaled total three additional times with Isotopes. Talled three-hit games on June 25 vs. Arizona and June 27 vs. Toronto while with Colorado.
- Recalled by Rockies on June 17, appearing in 31 games before being designated for assignment on July 25.
- From June 24-28, hit .500 (10x20) with three doubles and one RBI over five-games.

MAJOR LEAGUE CAREER HIGHLIGHTS

- Spent majority of 2015 with Colorado, recording career-high .314 on-base percentage and career-high tying 21 walks.
- Tied career high with seven-game hitting streak from July 10-21, batting .476 (10x21).
- Opened 2014 season on Rockies' Opening Day Roster and went on to establish career highs in batting average (.257), triples (4), extra-base hits (29), slugging percentage (.425) and OPS (.718), while tying a career best with eight home runs.
- First two home runs of season were inside-the-park home runs (June 5 vs. Arizona and June 14 at San Francisco). Became only player in Rockies history with multiple inside-the-park home runs in same season.
- Inside-the-park home run on June 14 came in ninth inning with runner on and Rockies trailing by one. Marked first go-ahead inside-the-park home run in ninth inning in Rockies history. Last player with a two-out, go-ahead inside-the-park home run with his team trailing in ninth or later was Kevin Millar on May 24, 1999 at Cubs while playing with Marlins.
- Was first MLB player to have first two home runs of season be inside-the-park home runs since Kansas City's Willie Wilson in 1983 (Wilson also did so in '79, '80 and '82).
- In 2013, led American League rookies in games played (136) and ranked tied for third in runs (46), fourth in RBI (41), tied for fourth in hits (98) and doubles (17), and tied for fifth in home runs (8).
- Named by MLB Players Alumni Association as Houston's recipient of Heart and Hustle Award, which honors active players who demonstrate a passion for the game of baseball and best embody the values, spirit and tradition of the game.

CAREER BESTS

HITS	5 — 7/19/13 vs. SEA
RUNS	3 (2x) — LAST, 6/25/16 vs. ARI
HOME RUNS	1 (19x) — LAST, 9/27/15 vs. ATL
RBI	5 — 9/3/13 vs. MIN
SB	2 (2x) — LAST, 7/4/13 vs. TB
HITTING STREAK	7 (2x) — LAST, 7/10/15 to 7/21/15
GRAND SLAMS	—
CAREER PINCH-HIT HR	3 — LAST, 7/11/14 vs. MIN
CAREER GAME-ENDING HR	—

MLB DISABLED LIST HISTORY

NONE

HONORS AND AWARDS

2012	TEXAS LEAGUE PLAYER OF THE WEEK (APRIL 16-22)
	TEXAS LEAGUE PLAYER OF THE WEEK (APRIL 23-29)
2010	LANCASTER TEAM MVP
2009	CALIFORNIA LEAGUE PLAYER OF THE WEEK (AUG. 3-9)

- Recorded eighth cycle in Astros history July 19 vs. Seattle with a 5x5 performance. Was first Astros player to hit for cycle since Luke Scott on July 28, 2006 and first right-handed hitting Astro to do so since Craig Biggio on April 8, 2002 at Colorado.
- Set career-high with five hits on July 19. Became first Astros player to record five hits in a game since Hunter Pence on May 27, 2008 at St. Louis. Also became first Astros player to have a five-hit game while hitting for cycle.
- Made Major League debut August 7, 2012 vs. Washington.
- Recorded first MLB hit Aug. 8 vs. Washington, a single off of LHP Gio González.
- Hit first Major League home run as pinch-hitter on Aug. 13 at Cubs, off of RHP Jeff Samardzija.

MINOR LEAGUE CAREER HIGHLIGHTS

- Appeared at both Double-A Corpus Christi and Triple-A Oklahoma City prior to making MLB debut in 2012.



- Named Corpus Christi's Offensive Player of the Month in April, batting .353 (30x85) with four home runs and 21 RBI in 22 games.
- Took home Texas League Player of the Week award in consecutive weeks, beginning April 16 and April 23.
- Following promotion to Oklahoma City, named Redhaws Defensive Player of the Month for July.
- Split **2011** campaign between Corpus Christi and Oklahoma City, combining to hit 238 (103x432) with 26 doubles, 15 home runs and 54 RBI.
- Earned first Redhaws Defensive Player of the Month, garnering honors in May.
- Played for Sydney in Australian Baseball League, hitting .326 with six home runs and 30 RBI in 28 games.
- Named Single-A Lancaster's team MVP in **2010**, finishing fifth in California League in home runs (27), sixth in slugging percentage (.517) and tied for eighth in doubles (31).
- Named Lancaster's Defensive Player of the Month in June.
- Appeared at three different levels in Astros system in **2009**, earning Defensive Player of the Month for both Single-A Lexington (June) and Lancaster (August).

- Named California League Player of the Week from Aug. 3-9, hitting safely in all six games played with six extra-base hits and eight RBI.
- Earned Lexington's Defensive Player of the Month Award for July, **2008**.
- Named Single-A Tri-City's team MVP after batting .336 (58x231) with 10 home runs in **2007**.
- Tied for second in New York-Penn League in home runs and led team in home runs and RBI (41).
- Spent first professional season with Rookie-level Greeneville in **2005**, appearing in 39 games.

PERSONAL/MISCELLANEOUS

- Brandon Michael Barnes...he and wife Shawn reside in Anaheim with their daughters Kenadie and Tatum...is a graduate of Kattella High School in Anaheim, Calif...considers his grandfather as one of his biggest baseball influences...he and his wife do charitable work to support the Pediatric Cancer Research Foundation (PCRF).

BARNES'S BATTING HISTORY

YEAR	CLUB	AVG.	G	AB	R	H	2B	3B	HR	RBI	SH	SF	HBP	BB	SO	SB	CS	OPB	SLG	E
2005	GREENEVILLE	.200	39	145	21	29	5	2	2	13	0	1	5	10	36	3	2	.273	.303	1
2006	GREENEVILLE	.220	52	173	19	38	11	1	2	14	0	0	2	16	47	5	3	.293	.329	2
2007	TRI-CITY	.251	63	231	34	58	16	1	10	41	0	3	0	31	71	5	3	.336	.459	1
2008	LEXINGTON	.241	87	311	27	75	19	1	2	19	3	2	2	18	96	7	3	.285	.328	5
2009	LEXINGTON	.264	57	197	23	52	11	3	5	25	2	2	4	10	52	3	6	.310	.426	2
	LANCASTER	.293	68	266	51	78	19	3	12	52	3	2	5	15	74	1	2	.340	.523	3
	CORPUS CHRISTI	.095	7	21	2	2	0	0	1	1	0	0	0	3	7	0	0	.208	.238	0
2010	LANCASTER	.269	126	491	81	132	31	5	27	80	4	1	5	37	122	14	3	.326	.517	8
	ROUND ROCK	.286	6	21	2	6	1	0	1	1	0	0	0	1	6	1	0	.318	.476	1
2011	OKLAHOMA CITY	.197	71	229	34	45	13	5	8	27	1	1	3	29	69	5	1	.294	.402	2
	CORPUS CHRISTI	.286	54	203	25	58	13	0	7	27	3	2	2	14	42	6	3	.335	.453	2
2012	CORPUS CHRISTI	.317	44	164	30	52	20	0	7	31	0	2	3	14	42	7	2	.377	.567	4
	OKLAHOMA CITY	.323	62	235	51	76	19	1	5	38	2	2	1	23	49	14	4	.383	.477	3
	HOUSTON	.204	43	98	8	20	3	0	1	7	1	0	1	5	29	1	1	.250	.265	0
2013	HOUSTON	.240	136	408	46	98	17	1	8	41	6	2	8	21	127	11	11	.289	.346	3
2014	COLORADO	.257	132	292	37	75	17	4	8	27	6	0	0	15	100	5	4	.293	.425	2
2015	ALBUQUERQUE	.205	33	132	19	27	6	0	5	12	0	0	1	10	34	7	3	.266	.364	0
	COLORADO	.251	106	255	30	64	13	2	2	17	1	1	3	21	67	4	2	.314	.341	2
2016	COLORADO	.220	48	100	10	22	6	2	0	8	5	0	1	3	30	1	2	.250	.320	1
	ALBUQUERQUE	.282	64	238	30	67	13	2	5	32	1	1	0	15	58	11	5	.323	.416	0
	MILB TOTALS	.260	833	3057	449	795	197	24	99	413	19	19	33	246	805	89	40	.320	.437	34
	MLB TOTALS	.242	465	1153	131	279	56	9	19	100	19	3	13	65	353	22	20	.289	.356	8

CAREER TRANSACTIONS

- 2016:** Signed by Miami as Minor League free agent on December 16
- 2013:** Acquired by Colorado, along with Jordan Lyles, in exchange for OF Dexter Fowler on Dec. 3
- 2005:** Selected by Houston in sixth round of First-Year Player Draft; signed by Astros' scout Denis Twombly



46 KYLE BARRACLOUGH

PITCHER HT 6'2" WT 224 | BATS RIGHT THROWS RIGHT

MLB SERVICE 1 YEARS, 59 DAYS | MLB DEBUT AUGUST 7, 2015 AT ATLANTA | BIRTHPLACE SANTA CLARA, CA

BORN MAY 23, 1990 | OPENING DAY AGE 26 | CONTRACT STATUS SIGNED THROUGH 2017

ACQUIRED FROM ST. LOUIS IN EXCHANGE FOR RHP STEVE CISHEK ON JULY 24, 2015

2016 SUMMARY

- Completed fifth professional campaign with career highs in wins (6), appearances (75), innings pitched (72.2), strikeouts (113) and holds (29).
- Began season at Triple-A New Orleans, appearing in three games with Zephyrs before being recalled on April 17. Went 1-0 with one save and 1.50 ERA (6.0 ip/1 er) in that time.
- Named José Fernández Rookie of the Year by South Florida chapter of the BBWAA.
- Led all National League relievers with 113 strikeouts and 14.00 strikeouts/9.0.
- Set new single-season Club record for strikeouts by a reliever, moving past Robb Nen, who previously held mark with 92 in 1996.
- His 14.00 SO/9 rate was highest by Marlins reliever in Club history. Matt Mantei held previous record with 12.39 in 1999.
- Among NL relievers, ranked third in holds, tied for fourth in wins and seventh in opponents average (.176).
- His 29 holds also set Marlins' single-season Club record, passing Jay Powell's 24 in 1997.
- Tied career high with 2.0 innings pitched on June 7 at Minnesota.
- Recorded 24 strikeouts in August, tying Matt Mantei (24 in May 1999) for most strikeouts in a month by a reliever in Club history.
- Tied career-best with four strikeouts on August 23 vs. Kansas City. Recorded two-or-more strikeouts in 36 of 75 appearances, including 17 appearances with three-or-more.
- Earned win on July 17 at St. Louis and July 18 at Philadelphia, becoming first Marlins pitcher to earn wins in back-to-back games since Renyel Pinto from April 29-30, 2009.

MAJOR LEAGUE CAREER HIGHLIGHTS

- In 2015, led all Major League rookie relievers (min. 25 G) with .154 average against, while strikeouts/9.0 IP (11.10) ranked third, behind Enrique Burjos (13.00) and Carson Smith (11.83).
- Had contract selected from Double-A Jacksonville on August 7 and made Major League debut that night at Atlanta. Tossed scoreless eighth inning, while recording first strikeout.
- Earned first MLB win on Aug. 12 vs. Boston. Tossed 1.1 innings, recording a career-high four strikeouts, while allowing one hit and two walks (one intentional).

MINOR LEAGUE CAREER HIGHLIGHTS

- Appeared in just three games with Gulf Coast League Cardinals in 2013 due to surgery for right rotator cuff injury.
- Made professional debut with Short-Season A Batavia on June 22, 2012, taking a loss in relief vs. Jamestown (3.0 ip, 5 h, 3 r, 1 er, hb, 2 so).

CAREER BESTS

INNINGS PITCHED.....	2.0 (3x) — LAST, 7/7/16 AT MIN
STRIKEOUTS.....	4 (3x) — LAST, 8/23/16 vs. KC
SCORELESS IP.....	1 0.2 — 4/17/16 TO 5/8/16
WIN STREAK.....	3 — 6/23/16 to 8/10/16
LOSS STREAK.....	—

MLB DISABLED LIST HISTORY

NONE

HONORS AND AWARDS

2016.....	SOUTH FLORIDA BBWAA ROOKIE OF THE YEAR
2015.....	TEXAS LEAGUE MIDSEASON ALL-STAR

- Struck out six over 4.0 innings in fourth and final appearance (start) for Batavia on July 11 at Hudson Valley.
- Promoted to Single-A Quad Cities and made debut there on July 21 vs. Fort Wayne (3.1 ip, h, 4 bb, 3 so, wp).
- Had a strikeout in 10 of 11 games with River Bandits, including multiple strikeouts in five outings; high was four, on July 28 at Kane County and again on August 8 vs. Beloit.
- Earned first career save on Aug. 11 vs. Burlington (1.2 ip, 2 bb, 2 so).

PERSONAL/MISCELLANEOUS

- Kyle David Barraclough (bear-claw)...attended St. Mary's College (CA)...was second all-time in strikeouts (290) at St. Mary's, fifth in innings pitched (332.2), and sixth in wins (18) upon graduation... was Preseason All-West Coast Conference Team selection prior to senior year, an All-WCC First Team selection after junior year, an All-WCC Honorable Mention following sophomore year, and was named to WCC All-Freshman Team...attended Wilcox High School in Santa Clara, CA...lettered three times for baseball and twice for football.



BARRACLOUGH'S PITCHING HISTORY

YEAR	CLUB	W-L	ERA	G	GS	CG	SHO	SV	SVO	IP	H	R	ER	HR	HB	BB	SO	WP	BK
2012	BATAVIA	0-1	2.00	4	3	0	0	0	0	18.0	13	6	4	2	1	0	12	2	0
	QUAD CITIES	0-2	4.15	11	0	0	0	2	2	17.1	13	9	8	0	1	13	21	3	0
2013	GCL CARDINALS	0-1	13.50	3	0	0	0	0	0	3.1	7	5	5	0	0	2	5	1	0
2014	PALM BEACH	1-1	5.30	16	0	0	0	1	3	18.2	28	13	11	0	1	11	18	4	0
	PEORIA	1-1	1.13	32	0	0	0	10	12	40.0	21	9	5	0	0	23	60	4	0
2015	PALM BEACH	1-0	0.60	11	0	0	0	4	4	15.0	9	4	1	0	0	9	23	3	0
	SPRINGFIELD	2-0	3.28	23	0	0	0	8	9	24.2	19	9	9	0	2	20	28	5	0
	JACKSONVILLE	0-0	0.00	4	0	0	0	2	2	4.0	1	0	0	0	0	1	9	0	0
	MIAMI	2-1	2.59	25	0	0	0	0	1	24.1	12	8	7	1	0	18	30	1	0
2016	NEW ORLEANS	1-0	1.50	3	0	0	0	1	1	6.0	2	1	1	0	0	1	9	0	0
	MIAMI	6-3	2.85	75	0	0	0	0	4	72.2	45	24	23	1	2	44	113	8	0
MLB Totals		6-6	2.69	107	3	0	0	28	33	147.0	113	56	44	2	5	80	185	22	0
MLB Totals		8-4	2.78	100	0	0	0	0	5	97.0	57	32	30	2	2	62	143	9	0

CAREER TRANSACTIONS

- 2015:** Acquired by Miami from St. Louis in exchange for RHP Steve Cishek on July 24
- 2012:** Selected by St. Louis in seventh round of First-Year Player Draft; signed by Cardinals' scout Craig Conklin
- 2011:** Selected by Minnesota in 40th round of First-Year Player Draft; did not sign



- Courtesy Denis Bancroft 2016

FRONT OFFICE

FIELD STAFF

PLAYERS

2016 IN REVIEW

CLUB HISTORY

POSTSEASON HISTORY

PLAYER DEVELOPMENT

2017 OPPONENTS

GENERAL INFORMATION



81 JUAN BENÍTEZ

PITCHER HT 6'4" WT 193 | BATS RIGHT THROWS RIGHT

MLB SERVICE NONE | BIRTHPLACE SANTO DOMINGO, DOM

BORN DECEMBER 16, 1991 | OPENING DAY AGE 25 | CONTRACT STATUS SIGNED THROUGH 2017

ACQUIRED SIGNED AS MINOR LEAGUE FREE AGENT ON DECEMBER 30, 2016

2016 SUMMARY

- Spent season with Kochi Fighting Dogs in Independent Shikoku Island League Plus.
- Following season, went 0-2 with 9.00 ERA (6.0 ip/6 er) in three starts with Estrellas Orientales in Dominican Winter League.

PERSONAL/MISCELLANEOUS

- Juan Arnaldo Sánchez Benítez.

MINOR LEAGUE CAREER HIGHLIGHTS

- Played for two seasons (2014-15) with Hiroshima Greens, Triple-A Affiliate of Hiroshima Carp, in Nippon Professional Baseball League.
- In 2012, posted 3-2 record and 6.96 ERA (32.1/25) in 12 appearances for DSL Nationals.

PITCHING HISTORY

YEAR	CLUB	W-L	ERA	G	GS	CG	SHO	SV	SVO	IP	H	R	ER	HR	HB	BB	SO	WP	BK
2012	DSL NATIONALS	3-2	6.96	12	3	0	0	2	3	32.1	32	32	25	2	5	24	36	12	0

CAREER TRANSACTIONS

2016: Signed by Miami as Minor League free agent on December 30

2012: Signed by Washington as International free agent on June 21; signed by Nationals' scout Johnny DiPuglia

MARLINS NOTES

COMEBACK WINS BY YEAR (WHEN TRAILING AT ANY POINT)

YEAR	TOTAL	YEAR	TOTAL	YEAR	TOTAL
2016	33	2008	43	2000	41
2015	29	2007	42	1999	27
2014	30	2006	31	1998	30
2013	26	2005	29	1997	43
2012	35	2004	30	1996	30
2011	31	2003	38	1995	31
2010	21	2002	35	1994	27
2009	41	2001	29	1993	29





41 JUSTIN BOUR

INFIELD HT 6'4" WT 269 | BATS LEFT THROWS RIGHT

MLB SERVICE 2 YEARS, 64 DAYS | MLB DEBUT JUNE 5, 2014 AT TAMPA BAY | BIRTHPLACE WASHINGTON, DC

BORN MAY 28, 1988 | OPENING DAY AGE 28 | CONTRACT STATUS SIGNED THROUGH 2017

ACQUIRED SELECTED FROM CUBS IN TRIPLE-A PHASE OF RULE 5 DRAFT ON DECEMBER 12, 2013

2016 SUMMARY

- Appeared in 90 games due to right ankle sprain suffered midway through season.
- Tallied first home run of season on April 16 vs. Atlanta, a sixth-inning solo home run off Bud Norris.
- Tied career high with three hits on April 23 at San Francisco. Also had three-hit games on April 29 at Milwaukee, June 13 at San Diego, September 26 vs. Mets and Sept. 30 at Washington.
- In April 29 contest, homered twice to mark second career multi-home run game while driving in career-high five runs. Also homered two times on Sept. 27, 2015 vs. Atlanta.
- Over span of 21 games in June, hit .317 (20x63) with 14 runs scored, three doubles, six home runs and 20 RBI.
- On June 10 at Arizona, connected for second career pinch-hit home run (grand slam). Both PH home runs have come off Tyler Clippard (also Sept. 6, 2015 vs. NYM).
- Was sixth pinch-hit grand slam in Club history, first since Jeremy Hermida on Aug. 31, 2005 vs. St. Louis, and first GS of career.
- Hit second grand slam of season on June 24 vs. Cubs, a first-inning shot off Kyle Hendricks.
- Homered in three consecutive games from June 22-25, marking fourth home run streak of three-or-more games in career. According to Elias, was first player with four such streaks within first 250 career games since Giancarlo Stanton.
- Tied with Nelson Cruz, Brian Dozier, Bryce Harper, Carlos González, and J.D. Martínez for second-most such streaks since 2015, behind Chris Davis (5).

MAJOR LEAGUE CAREER HIGHLIGHTS

- Spent majority of 2015 season with Miami, posting .262 (107x409) average with 23 home runs and 73 RBI in 129 games.
- Led Fish in RBI and ranked second in home runs behind Giancarlo Stanton (27).
- Finished fifth in National League Rookie of the Year voting. Ranked third among all MLB rookies in home runs behind Kris Bryant (26) and Joc Pederson (26).
- Also finished third in RBI, trailing Bryant (99) and Matt Duffy (77).
- Hit .302 (35x116) with runners in scoring position, ranking fifth among all rookies.
- Recorded fourth-most home runs by rookie in Club history. Dan Uggla tallied 27 in 2006, followed by Josh Willingham (26 in 2006) and Preston Wilson (26 in 1999).
- Earned NL Rookie of the Month honors for September after hitting .290 (29x100) with three doubles, nine home runs and 25 RBI in 26 games.
- On Sept. 27 vs. Atlanta, became first player in Club history with a home run in first inning in three straight games, and first in MLB since Adam Jones (July 27-29) in 2009.

CAREER BESTS

HITS	5 — 7/19/13 vs. SEA
RUNS	3 (2x) — LAST, 6/25/16 vs. ARI
HOME RUNS	1 (19x) — LAST, 9/27/15 vs. ATL
RBI	5 — 9/3/13 vs. MIN
SB	2 (2x) — LAST, 7/4/13 vs. TB
HITTING STREAK	7 (2x) — LAST, 7/10/15 to 7/21/15
GRAND SLAMS	—
CAREER PINCH-HIT HR	3 — LAST, 7/11/14 vs. MIN
CAREER GAME-ENDING HR	—

MLB DISABLED LIST HISTORY

NONE

HONORS AND AWARDS

2012	TEXAS LEAGUE PLAYER OF THE WEEK (APRIL 16-22)
	TEXAS LEAGUE PLAYER OF THE WEEK (APRIL 23-29)
2010	LANCASTER TEAM MVP
2009	CALIFORNIA LEAGUE PLAYER OF THE WEEK (AUG. 3-9)

- Hit first career pinch-hit home run on Sept. 6 vs. Mets; marked only pinch-hit home run for Miami all season.
- Homered in four consecutive games from June 30-July 3, tying Club record (8x; last, Marcell Ozuna, Sept. 8-11, 2014).
- Recorded second walk-off hit of season and career on August 11 vs. Boston.
- Hit first career walk-off homer on July 1 vs. San Francisco (three-run HR in 9th inning).
- In 2014, split sixth professional season between Triple-A New Orleans and Miami.
- Had contract selected by Miami on June 4 and made MLB debut on June 5 at Tampa Bay, starting game as designated hitter. Recorded first career hit (infield single) in second at-bat.
- In debut, hit in front of J.T. Realmuto, who also made MLB debut. Became first position players to record first career hits in back-to-back plate appearances since Joe Inglett and Ryan Garko with Cleveland on July 1, 2006.

FRONT OFFICE

FIELD/FAH

PLAYERS

2016 IN REVIEW

CLUB HISTORY

PROFESSIONAL HISTORY

CAREER DEVELOPMENT

JEFF OPPENHEIM

GENERAL INFORMATION



- On June 10 at Texas, tied Marlins' club record for hits in a game by a designated hitter (3).
- Connected for first career home run on September 19 vs. Washington, a solo fourth-inning homer off Doug Fister.

MINOR LEAGUE CAREER HIGHLIGHTS

- With New Orleans in **2014**, set career highs in average (.306), slugging percentage (.517) and OPS (.889); also, finished campaign with 27 doubles, 18 home runs, 72 RBI and .372 on-base percentage in 103 games.
- Led Zephyrs in batting average and slugging percentage, while drawing Pacific Coast League-high 11 intentional walks.
- Opened first career Triple-A campaign with 14-game hitting streak, matching Carlos Gómez (2007) for longest streak to open season in New Orleans history. Over streak, batted .404 (21x52), leading Pacific Coast League in hits while striking out just three times.
- Recorded second career two-HR game in 4-3 win over Colorado Springs on June 2. Previously hit two HR on June 24, 2013 vs. Jackson while with Double-A Tennessee.
- Homered in three straight games, from August 12-14 vs. Tacoma, recording season-high-tying four RBI with two home runs in final outting of streak.
- Spent entire **2013** campaign with Double-A Tennessee in Cubs system before being selected by Miami in Triple-A phase of Rule 5 Draft.
- Production was hampered after suffering hairline fracture of left wrist after fouling off a pitch on April 19 vs. Huntsville. Missed exactly two months, returning from disabled list on June 19.

- Homered twice in his sixth game back from disabled list, on June 24 vs. Jackson.
- Homered in four consecutive games from July 24-27, all solo shots in final four games of five-game road set at Huntsville.
- Earned Southern League Midseason and Postseason All-Star honors in **2012**.
- Finished season in second place in SL in RBI (64) and total bases (230), third in doubles, seventh in slugging, tied for seventh in both batting and home runs, and tied for 10th in walks.
- Earned SL Player of the Week honors for July 30-August 5 after batting .400 (8x20) with six runs scored, a double, three home runs and eight RBI.
- Was Midseason and Postseason All-Star in Florida State League in **2011**.
- Finished second in FSL in home runs, RBI, and total bases (240); was sixth in slugging (.478) and 10th in doubles (30).
- Batted .383 (46x120) in May, with seven home runs and 28 RBI (both single-month highs for season), earning Topps' Player of the Month honors.
- Finished second in Midwest League in RBI (87) in **2010**.

PERSONAL/MISCELLANEOUS

- Justin James Bour...attended George Mason University (VA).

BOUR'S BATTING HISTORY

YEAR	CLUB	AVG.	G	AB	R	H	2B	3B	HR	RBI	SH	SF	HBP	BB	SO	SB	CS	OPB	SLG	E
2009	AZL CUBS	.273	14	55	7	15	4	0	2	13	0	2	0	5	17	1	0	.323	.455	0
	BOISE	.258	48	182	17	47	13	0	2	27	0	2	3	20	28	1	0	.338	.363	5
2010	PEORIA	.291	127	475	59	138	31	1	12	87	0	5	9	58	100	1	0	.375	.436	15
2011	DAYTONA	.277	133	502	65	139	30	1	23	85	0	8	2	46	105	3	2	.335	.478	12
2012	TENNESSEE	.283	138	506	64	143	36	0	17	110	0	6	3	62	115	4	1	.360	.455	19
2013	TENNESSEE	.257	83	317	48	75	17	0	18	64	0	6	2	36	63	0	2	.313	.461	6
2014	NEW ORLEANS	.306	103	385	59	118	27	0	18	72	0	3	3	39	57	3	1	.372	.517	2
	MIAMI	.284	39	74	10	21	3	0	1	11	0	0	0	9	19	0	0	.361	.365	0
2015	NEW ORLEANS	.275	14	51	8	14	1	0	1	5	0	0	0	11	6	1	0	.403	.353	0
	MIAMI	.262	129	409	42	107	20	0	23	73	0	1	2	34	101	0	0	.321	.479	6
2016	NEW ORLEANS	.111	5	18	0	2	0	0	0	0	0	0	0	1	0	0	0	.158	.111	0
	MIAMI	.264	90	280	35	74	12	1	15	51	0	3	0	38	56	0	0	.349	.475	3
MILB TOTALS		.277	665	2491	327	691	159	2	93	463	0	32	22	278	491	14	6	.351	.455	59
MLB TOTALS		.265	258	763	87	202	35	1	39	135	0	4	2	81	176	0	0	.335	.467	9

CAREER TRANSACTIONS

- 2013:** Selected by Miami from Chicago-NL in Triple-A phase of Rule 5 Draft on December 12
- 2009:** Selected by Chicago-NL in 25th round of First-Year Player Draft; signed by Cubs' scout Billy Swoope



NON-ROSTER INVITE

37 RAMÓN CABRERA

CATCHER HT 5'7" WT 215 | BATS SWITCH THROWS RIGHT

MLB SERVICE 1 YEARS, 16 DAYS | MLB DEBUT SEPTEMBER 5, 2015 VS. MILWAUKEE (W/CIN) | BIRTHPLACE CARACAS, VEN

BORN NOVEMBER 5, 1989 | OPENING DAY AGE 28 | CONTRACT STATUS SIGNED THROUGH 2017

ACQUIRED SIGNED AS MINOR LEAGUE FREE AGENT ON JANUARY 11, 2017

2016 SUMMARY

- Began season at Triple-A Louisville before being recalled by Cincinnati and spending remainder of season at Major League level.
- In 15 games to start season with Bats, hit .259 (14x54) with a double and two RBI.
- Recalled by Cincinnati on May 2 to split catching duties with Tucker Barnhart. In 61 games with Reds, hit .246 (42x171) with 10 doubles, three home runs and 23 RBI.
- Stole first career base on June 7 vs. St. Louis.
- In 13th inning of Reds' 4-2 win on June 17 at Houston, produced a suicide squeeze bunt off Pat Neshek that extended Reds' lead to 4-2.
- On June 28 vs Cubs, caught all 15 innings of Cincinnati's 7-2 loss.
- On July 3 at Washington, singled off Matt Belisle to lead off eighth inning, snapping a combined no-hitter started by Stephen Strasburg.
- In second inning on August 18 vs. Miami, hit his first homer of season, a three-run HR off José Fernández that gave Reds a 3-0 lead.
- Started Anthony DeSclafani's complete game on Aug. 27 at Arizona, as well as three of Cincinnati's eight shutouts.
- Homered in consecutive games on September 16 and 17 vs. Pittsburgh, marking first time homering in consecutive games.
- Hit .237 (9x38) as right-handed batter and .248 (33x133) as left-handed batter.

MAJOR LEAGUE CAREER HIGHLIGHTS

- Appeared in 13 games with Cincinnati in **2015**, his first action at Major League level, hitting .367 (11x30) with a double, one home run and three RBI.
- Had contract selected on Sept. 1 and made MLB debut on Sept. 5 as pinch-hitter.
- Recorded first career hit in pinch-hit appearance on Sept. 9 vs. Pittsburgh, singling off Tony Watson.
- Tallied first career home run and RBI on Sept. 11 vs. St. Louis, a solo home run off John Lackey.
- Went 4x4 in fifth career game, Sept. 14 at San Francisco. Was one of 10 four-hit performances by a Reds player that season.

MINOR LEAGUE CAREER HIGHLIGHTS

- Named **2015** Mary E. Barney Award winner as Louisville's Most Valuable Player after batting .290 (92x317) with 14 doubles, two home runs and 35 RBI in 86 games.
- Ranked third on team in hits, tied for third in RBI and fourth in doubles.
- Earned Eastern League Midseason All-Star honors with Double-A Erie in Tigers' system in **2014**.

CAREER BESTS

HITS	4 — 9/14/15 at SF
RUNS	2 — 9/11/16 vs. MIL
HOME RUNS	1 (4x) — LAST, 9/17/16 vs. PIT
RBI	3 (2x) — LAST, 8/18/16 vs. MIA
SB	1 — 6/7/16 vs. STL
HITTING STREAK	5 — 5/22/16 to 6/7/16
GRAND SLAMS	—
CAREER PINCH-HIT HR	—
CAREER GAME-ENDING HR	—

MLB DISABLED LIST HISTORY

NONE

HONORS AND AWARDS

2015	LOUISVILLE TEAM MVP
2014	EASTERN LEAGUE MIDSEASON ALL-STAR
2012	EASTERN LEAGUE MIDSEASON ALL-STAR
2011	PIRATES' ORGANIZATIONAL ALL-STAR FLORIDA STATE LEAGUE MIDSEASON ALL-STAR TOPPS' CLASS A ALL-STAR
2010	SOUTH ATLANTIC LEAGUE MIDSEASON ALL-STAR

- Appeared in 12 games with Double-A Altoona in Pirates' system after being claimed off waivers on August 13.
- Following season, hit .266 with one home run and 10 RBI in 37 games for Caracas in Venezuelan Winter League.
- Led Erie with .304 average in **2013**.
- Named **2012** Eastern League Midseason All-Star with Altoona.
- Hit .267 for Caracas following season.
- Led Florida State League in hitting in .343 with Single-A Bradenton in **2011**.
- Named Topps Single-A All-Star and FSL Midseason All-Star.
- Earned South Atlantic League Midseason All-Star honors in **2010** while with Single-A West Virginia.

PERSONAL/MISCELLANEOUS

- Ramón Salvador Cabrera...father is former Major League and Japanese professional league star Alex Cabrera.

FRONT OFFICE

FIELD OFFICE

PLAYERS

2016 IN REVIEW

TEAM HISTORY

POSTSEASON HISTORY

CAREER DEVELOPMENT

2017 PROSPECTS

GENERAL INFORMATION



CABRERA'S BATTING HISTORY

YEAR	CLUB	AVG.	G	AB	R	H	2B	3B	HR	RBI	SH	SF	HBP	BB	SO	SB	CS	OPB	SLG	E
2008	VSL PIRATES	.264	56	178	24	47	16	0	3	22	0	2	2	28	27	5	0	.367	.404	8
2009	VSL PIRATES	.312	20	77	10	24	6	0	2	19	0	1	0	12	11	1	2	.400	.468	0
	GCL PIRATES	.291	37	127	15	37	11	1	1	16	2	1	1	16	16	2	1	.372	.417	2
2010	WEST VIRGINIA	.269	90	342	49	92	14	4	1	40	3	4	1	22	42	3	4	.312	.342	7
2011	BRADENTON	.343	92	327	46	112	25	4	3	53	3	7	4	38	29	5	1	.410	.471	2
2012	ALTOONA	.276	112	384	47	106	22	2	3	50	4	1	0	39	44	0	3	.342	.367	4
	INDIANAPOLIS	.400	1	5	1	2	1	0	0	0	0	0	0	0	0	0	0	.400	.600	0
2013	TOLEDO	.242	39	149	13	36	9	1	1	15	1	0	1	14	21	0	1	.311	.336	1
	ERIE	.304	84	312	44	95	22	2	0	54	0	3	3	44	34	4	0	.392	.388	3
2014	ERIE	.277	107	394	42	109	17	0	5	47	0	4	0	33	37	1	0	.329	.358	3
	ALTOONA	.239	12	46	5	11	5	0	1	5	0	0	0	3	6	0	1	.286	.413	0
2015	LOUISVILLE	.290	86	317	29	92	14	0	2	35	4	3	0	27	44	1	1	.343	.353	6
	CINCINNATI	.367	13	30	4	11	1	0	1	3	0	0	0	0	5	0	0	.367	.500	0
2016	LOUISVILLE	.259	15	54	3	14	1	0	0	2	0	1	0	1	6	0	0	.268	.278	2
	CINCINNATI	.246	61	171	11	42	10	0	3	23	2	3	1	8	30	1	1	.279	.357	4
MLB TOTALS		.287	751	2712	328	777	163	14	22	358	17	27	12	277	317	22	14	.352	.381	38
MLB TOTALS		.264	74	201	15	53	11	0	4	26	2	3	1	8	35	1	1	.291	.378	4

CAREER TRANSACTIONS

2017: Signed by Miami as Minor League free agent on January 11

2014: Signed by Cincinnati as Minor League free agent on December 9

Claimed off waivers by Pittsburgh on August 13

2012: Acquired by Detroit from Pittsburgh in exchange for LHP Andy Oliver on December 5

2008: Signed by Pittsburgh as non-drafted free agent on April 11

MARLINS NOTES

MARLINS NO-HITTERS

PITCHER

DATE

HENDERSON ÁLVAREZ

Sept. 29, 2013 vs. DET

ANIBAL SÁNCHEZ

Sept. 6, 2006 vs. ARI

A.J. BURNETT

May 12, 2001 at SD

KEVIN BROWN

June 10, 1997 at SF

AL LEITER

May 11, 1996 vs. COL



30 HUNTER CERVENKA

PITCHER HT 6'0" WT 251 | BATS LEFT THROWS LEFT

MLB SERVICE 1 YEAR | MLB DEBUT APRIL 12, 2016 AT WASHINGTON (W/ATL) | BIRTHPLACE BAYTOWN, TX

BORN JANUARY 3, 1990 | OPENING DAY AGE 27 | CONTRACT STATUS SIGNED THROUGH 2017

ACQUIRED FROM ATLANTA IN EXCHANGE FOR INF ANFERNEE SEYMOUR AND LHP MICHAEL MADER ON AUGUST 6, 2016

2016 SUMMARY

- Split campaign between Braves and Marlins organizations, beginning season at Double-A Mississippi. Combined to go 1-0 with one save and 3.28 ERA (49.1 ip/18 er) over 73 appearances between Major League and Minor League levels.
- Appeared in total of five Minor League games between Mississippi, Double-A Jacksonville and Triple-A New Orleans, with no record, one save and 1.50 ERA (6.0/1).
- Made 68 appearances Major League appearances following debut on April 12 at Washington, going 1-0 with 3.53 ERA (43.1/17) over 68 outings.
- Prior to being acquired by Miami on August 6 from Atlanta, made 50 appearances with Braves, going 1-0 with 3.18 ERA (34.0/12).
- Allowed infield single to David Murphy in debut on April 12, his only batter faced.
- Following that outing, didn't allow another run or hit over next 14 appearances (10.1 ip), issuing six walks while striking out 13 in that span.
- Struck out season-high three on May 4 at Mets in 1.0 inning. Tied high in back-to-back appearances on June 11 and 12 vs. Cubs.
- Had season-best scoreless and hitless streaks snapped on May 13 at Kansas City after allowing leadoff single to Lorenzo Cain in eighth inning.
- With Miami, tied season high by allowing three earned runs in second appearance, Aug. 8 vs. San Francisco (0.0 ip).
- Over final 16 appearances of season, allowed just two earned runs over 8.1 innings (2.16 ERA).
- Limited left-handed batters to .200 average (17x85), while right-handed hitters posted a .209 mark (14x67).

MINOR LEAGUE CAREER HIGHLIGHTS

- Pitched for five different teams in **2015**, beginning with Double-A Tennessee and Triple-A Iowa in Chicago-NL system.
- Earned Southern League Midseason All-Star honors in **2014** with Double-A Tennessee; went 2-2 with 2.67 ERA (27.0 ip/8 er) in 20 appearances over the first half, with 12 walks and 35 strikeouts.
- Ranked second in league with 14 holds and his 48 appearances led team.
- Held lefties to .151 mark (11x73) with five extra-base hits; walked eight while fanning 26.
- Righties batted .228 (33x145) against him.
- Went 2-0 with a 1.46 ERA (12.1/2) in nine April outings; did not allow his first run until sixth outing, on April 20, via a home run, his only home run allowed on the season.
- Held opponents scoreless in 32 of 48 outings.
- Opened **2013** with Single-A Daytona and posted 2.91 ERA (21.2/7) in 11 outings with five saves, earning first career promotion to Double-A.

CAREER BESTS

INNINGS PITCHED.....	2.0 — 6/24/16 vs. NYM
STRIKEOUTS.....	3 (3x) — LAST, 6/12/16 vs. CHC
SCORELESS IP.....	1.0 J — 4/12/16 TO 5/12/16
WIN STREAK.....	—
LOSS STREAK.....	—

MLB DISABLED LIST HISTORY

NONE

HONORS AND AWARDS

2014..... SOUTHERN LEAGUE MIDSEASON ALL-STAR

- Set a career high with six wins between Daytona and Tennessee; combined to post 3.00 ERA (60.0/20) in 41 appearances.
- Allowed six runs over first two outings with Tennessee, but settled in to post 1.78 ERA (35.1/7) in final 28 appearances.
- Finished season with 11 consecutive scoreless outings (13.0 ip).
- Held lefties to a .115 average (6x52) with Tennessee.
- Opened **2012** in Boston system with Single-A Greenville before joining Cubs on May 15 as PTBNL in Marlon Byrd trade that was completed one month prior.
- Combined to go 3-3 with a 4.31 ERA (62.2/30) in 35 relief appearances between Greenville, Single-A Peoria, and Single-A Daytona.
- First appearance in the Cubs' organization came May 18 with Peoria, when he allowed four runs (one earned) over 1.2 innings.
- Did not allow a run over his next seven appearances (12.2 ip).
- All three of his wins came with Peoria, as he went 3-0 with a save and a 2.54 ERA (28.1/8) in 15 relief outings.
- At Daytona, lefties batted just .136 (3x22) against him.
- Fanned 19 batters in 18.2 IP with Daytona, while allowing eight earned runs (10 runs total) for a 3.86 ERA.
- In **2010**, ranked fifth among Boston's Minor League pitchers with a 3.59 ERA (62.2/25) for Short-Season A Lowell; struck out 55 and allowed just two home runs.
- Surrendered two runs or fewer over his final six starts for Lowell.

PERSONAL/MISCELLANEOUS

- Colby Hunter Cervenka...graduated from Ross S. Sterling High School in Baytown, Tex. in 2008.

FRONT OFFICE | FIELD NOTES | PLATES | 2016 IN REVIEW | MEDIA | CAREER HISTORY | PROBLEASONS HISTORY | RECAP OF DEVELOPMENT | TEAM DEVELOPMENT | 2017 PROJECTIONS | GENERAL INFORMATION



CERVENKA'S PITCHING HISTORY

YEAR	CLUB	W-L	ERA	G	GS	CG	SHO	SV	SVO	IP	H	R	ER	HR	HB	BB	SO	WP	BK
2009	GCL RED SOX	2-2	4.84	11	5	0	0	1	1	22.1	16	14	12	0	1	26	18	8	1
2010	LOWELL	2-4	3.59	14	13	0	0	0	0	62.2	53	35	25	2	4	42	55	10	0
2011	GREENVILLE	0-2	10.80	7	0	0	0	0	1	20.0	22	24	24	2	2	18	18	4	0
	LOWELL	2-8	6.84	15	5	0	0	1	1	52.2	51	46	40	5	1	40	51	13	1
	GREENVILLE	0-3	8.04	9	0	0	0	0	2	15.2	15	17	14	1	1	12	24	1	0
2012	PEORIA	3-0	2.54	15	0	0	0	1	1	28.1	23	13	8	1	0	10	28	2	0
	DAYTONA	0-0	3.86	11	0	0	0	0	0	18.2	21	10	8	2	0	11	19	3	0
	DAYTONA	1-0	2.91	11	0	0	0	5	6	21.2	13	8	7	0	2	15	21	3	0
2013	TENNESSEE	5-1	3.05	30	0	0	0	1	2	38.1	29	14	13	1	1	20	33	3	1
	TENNESSEE	4-4	3.79	48	0	0	0	1	5	61.2	44	28	26	1	4	31	65	5	0
2015	TENNESSEE	1-0	2.08	3	0	0	0	1	1	4.1	2	1	1	0	0	3	4	0	0
	IOWA	0-1	11.08	12	0	0	0	0	0	13.0	21	16	16	2	0	15	20	2	1
	SUGARLAND (Ind.)	0-0	0.00	8	0	0	0	1	-	8.0	4	0	0	0	0	1	12	0	1
2016	MISSISSIPPI	0-0	0.00	3	0	0	0	0	0	4.0	3	0	0	0	0	1	8	0	0
	GWINNETT	1-0	0.00	14	0	0	0	0	0	16.2	13	1	0	0	2	8	23	4	0
	MISSISSIPPI	0-0	0.00	2	0	0	0	0	0	3.0	1	0	0	0	0	1	2	0	0
	ATLANTA	1-0	3.18	50	0	0	0	0	0	34.0	20	14	12	2	1	23	35	6	0
	JACKSONVILLE	0-0	9.00	1	0	0	0	0	0	1.0	0	1	1	0	1	1	2	0	0
NEW ORLEANS	0-0	0.00	2	0	0	0	1	1	2.0	1	0	0	0	0	0	4	0	0	
	MIAMI	0-0	4.82	18	0	0	0	0	0	9.1	11	5	5	1	0	5	7	0	0
	MLB Totals	21-25	4.55	208	23	0	0	12	21	386.0	328	228	195	17	19	254	395	58	4
	MLB Totals	1-0	3.53	68	0	0	0	0	0	43.1	31	19	17	3	1	28	42	6	0

CAREER TRANSACTIONS

2016: Acquired by Miami from Atlanta in exchange for INF Anfernee Seymour and LHP Michael Mader on August 6

2008: Selected by Boston in 27th round of the First-Year Player Draft; signed by Red Sox scout John Booher

2015: Signed by Atlanta as Minor League free agent on July 7

2012: Acquired by Cubs on May 15 as PTBNL in April 21 trade in which Cubs acquired RHP Michael Bowden in exchange for OF Marlon Byrd and cash considerations

MARLINS NOTES

NATIONAL LEAGUE ROOKIE OF THE YEAR (SINCE 2000)

PLAYER	TEAM	YEAR	PLAYER	TEAM	YEAR
RAFAEL FUJICAL	ATLANTA	2000	CHRIS COGHLAN	FLORIDA	2009
ALBERT PUJOLS	ST. LOUIS	2001	BUSTER POSEY	SAN FRANCISCO	2010
JASON JENNINGS	COLORADO	2002	CRAIG KIMBREL	ATLANTA	2011
DONTRELLE WILLIS	FLORIDA	2003	BRYCE HARPER	WASHINGTON	2012
JASON BAY	PITTSBURGH	2004	JOSE FERNÁNDEZ	MIAMI	2013
RYAN HOWARD	PHILADELPHIA	2005	JACOB DEGROM	NEW YORK	2014
HANLEY RAMIREZ	FLORIDA	2006	KRIS BRYANT	CHICAGO	2015
RYAN BRAUN	MILWAUKEE	2007	COREY SEAGER	DODGERS	2016
GEOVANY SOTO	CUBS	2008			



54 WEI-YIN CHEN

PITCHER HT 6'0" WT 193 | BATS RIGHT THROWS LEFT

MLB SERVICE 5 YEARS | MLB DEBUT APRIL 10, 2012 VS. YANKEES (W/BAL) | BIRTHPLACE KAOHSIUNG CITY, TWN

BORN JULY 21, 1985 | OPENING DAY AGE 31 | CONTRACT STATUS SIGNED THROUGH 2020

ACQUIRED SIGNED AS FREE AGENT ON JANUARY 17, 2016

2016 SUMMARY

- In first season with Miami, went 5-5 with 4.96 ERA (123.1 ip/68 er) over 22 starts. Missed two months with left elbow sprain from July 25 (retro to July 21)-September 18.
- Made Marlins' debut as Opening Day starter on April 5, allowing five runs on nine hits while striking out three over 5.0 innings vs. Detroit. Marked first career Opening Day assignment.
- Tossed season-high 7.0 innings on April 20 vs. Washington, taking loss despite allowing three runs on six hits and two walks with seven strikeouts.
- Earned wins in next three decisions to mark season-best win streak. Marked first win on April 25 at Los Angeles, limiting Dodgers to two runs and six hits over 6.2 innings.
- Claimed second win on April 30 at Milwaukee, and two starts later won third straight decision, May 11 vs. Milwaukee.
- In May 11 start, held Brewers to six hits and two runs while walking two and equaling a career high with 12 strikeouts (also July 29, 2012 vs. Oakland).
- Had win streak snapped on May 17 at Philadelphia after surrendering three runs (two earned) on six hits (one home run) while walking none and striking out six over 6.0 innings in 3-1 loss.
- On May 28 at Atlanta, started 127th career Major League game, snapping tie with Chien-Ming Wang for most starts by a Taiwanese pitcher in MLB history.
- Earned 50th career win in start on June 13 at San Diego, despite giving up career-high four home runs. Went 6.0 innings, allowing four runs and seven hits with a walk and seven strikeouts. Four HR allowed were most since Chris Volstad gave up four on June 14, 2011 at Philadelphia. Was first pitcher in Club history to allow four homers and earn win.
- Over three-start span of July 20-September 24, did not walk a batter. Three starts without a walk was longest of career.
- Led Marlins' starting rotation and ranked second among National League left-handed starting pitchers with a 1.75 bb/9 (123.1 ip/24 bb), behind only Clayton Kershaw (0.66). Walked two-or-fewer batters in 20 of 22 starts, including each of his last 11.

MAJOR LEAGUE CAREER HIGHLIGHTS

- Is one of just two Taiwanese-born pitchers to make 100 career Major League starts (also Chien-Ming Wang-126). His 51 career wins are second-most by a Taiwanese-born pitcher, behind Wang's 68.
- Is one of just eight pitchers in Major League history to be born in Taiwan: Chin-hui Tsao, Chien-Ming Wang, Hong-Chih Kuo, Fu-Te Ni, C.C. Lee, Chia-Jen Lo and Wei-Chung Wang.
- In fourth Major League season, posted 11-8 record and career-best 3.34 ERA in 31 starts for Baltimore in **2015**.

CAREER BESTS

INNINGS PITCHED.....	8.0 (6x) — LAST, 7/12/15 vs. WSH
STRIKEOUTS	12 (2x) — LAST, 5/11/16 vs. MIL
LAST COMPLETE GAME.....	—
LAST SHUTOUT.....	—
LOW-HIT COMPLETE GAME.....	—
SCORELESS IP.....	14.0 — 7/3/14 to 8/1/14
WIN STREAK.....	5 — 7/3/14 to 8/1/14
LOSS STREAK.....	6 — 9/1/12 to 4/14/13

MLB DISABLED LIST HISTORY

2016.....	LEFT ELBOW SPRAIN (JULY 21-SEPTEMBER 18)
2013.....	RIGHT OBLIQUE STRAIN (MAY 13-JULY 10)

- Led all Major League pitchers with .170 (27x159) with runners in scoring position.
- Tossed career-high tying 8.0 innings in fourth start, April 25 vs. Boston. Held Red Sox to two runs on four hits (one home run) with a walk and five strikeouts. Also went 8.0 innings on June 15 vs. Philadelphia, July 1 vs. Texas and July 12 vs. Washington.
- Posted career-best 16 wins in **2014**, and were most by Baltimore left-hander since Jimmy Key (16) in 1997.
- Walked just 35 in 185.2 innings, fewest by an Orioles pitcher with at least 175.0 ip in a single season in Club history.
- From July 3-August 1, recorded career-best five-game winning streak.
- Started Game 2 of American League Division Series, allowing five runs on seven hits with three strikeouts over 3.2 innings.
- Took loss in Game 3 of ALCS, giving up just two runs on seven hits with a walk and four strikeouts over 5.1 innings.
- Was on 15-day disabled list from May 13-July 10, **2013**, with right oblique strain. Had surgery after season to remove bony ossicles from right knee.
- In **2012**, led Orioles starting staff with 32 starts.
- Recorded career-high 12 strikeouts on July 29 vs. Oakland, marking most strikeouts by Taiwanese-born pitcher. In outing, became fifth Orioles pitcher to strike out 10-or-more in fewer than 6.0 innings (Daniel Cabrera on April 12, 2006 at TB).
- Recorded first Major League win on April 17 at White Sox and went on to win first four decisions of career.
- Earned win in Game 2 of ALDS vs. Yankees, surrendering two runs (one earned) on eight hits while walking one and striking out three over 6.1 innings.

FRONT OFFICE | FIELD NOTES | PLAYERS | COACHING STAFF | MEDIA HISTORY | TRANSLATION HISTORY | REPLAY CENTER | TRAINING | GENERAL INFORMATION



CAREER PROFESSIONAL HIGHLIGHTS

- Posted four consecutive seasons with ERA lower than 3.00 in Central League in Nippon Professional Baseball as member of Chunichi Dragons. Combined to go 36-30 with 2.48 ERA (631.1/174) and 500 strikeouts in 117 games (88 starts) in four-year stint.
- Led Central League starters with 1.54 ERA, 0.93 WHIP and four shutouts in **2009**.
- In 39 games with Chunichi in **2008**, went 7-6 with 2.90 ERA.
- Member of Chinese Taipei national team in Beijing Olympics. Went 1-0 in two starts during Games, tossing 7.0 shutout innings in 5-0 win over Netherlands on August 13.

- Member of Chinese Taipei national team that participated in Athens Olympics in **2004**.

PERSONAL/MISCELLANEOUS

- Wei-Yin Chen (way-in)...married to Yi-Wen Tsai (eee-wen sigh)... couple has two sons, Karston and Kyle.

CHEN'S PITCHING HISTORY

YEAR	CLUB	W-L	ERA	G	GS	CG	SHO	SV	SVO	IP	H	R	ER	HR	HB	BB	SO	WP	BK
2012	BALTIMORE	12-11	4.02	32	32	0	0	0	0	192.2	186	97	86	29	5	57	154	2	1
2013	BOWIE	1-0	3.00	2	2	0	0	0	0	12.0	9	4	4	0	0	2	8	0	0
	BALTIMORE	7-7	4.07	23	23	0	0	0	0	137.0	142	62	62	17	2	39	104	3	0
2014	BALTIMORE	16-6	3.54	31	31	0	0	0	0	185.2	193	77	73	23	3	35	136	2	0
2015	FREDERICK	0-0	0.00	1	1	0	0	0	0	3.0	1	0	0	0	0	0	2	0	0
	BALTIMORE	11-8	3.34	31	31	0	0	0	0	191.1	192	78	71	28	5	41	153	3	0
2016	MIAMI	5-5	4.96	22	22	0	0	0	0	123.1	134	69	68	22	3	24	100	1	0
	MLB TOTALS	1-0	2.40	3	3	0	0	0	0	15.0	10	4	4	0	0	2	10	0	0
	MLB TOTALS	51-37	3.90	139	139	0	0	0	0	830.0	847	383	360	119	18	196	647	11	1

BATTING HISTORY

YEAR	CLUB	AVG.	G	AB	R	H	2B	3B	HR	RBI	SH	SF	HBP	BB	SO	SB	CS	OPB	SLG	E
2016	MIAMI	.000	21	44	0	0	0	0	0	0	5	0	0	0	18	0	0	.000	.000	0
	MLB TOTALS	.000	25	50	0	0	0	0	0	0	6	0	0	0	21	0	0	.000	.000	3

POSTSEASON HISTORY

YEAR	CLUB	SERIES	W-L	ERA	G	GS	CG	SHO	SV	SVO	IP	H	R	ER	HR	HB	BB	SO	WP	BK
2012	BAL/NYY	ALDS	1-0	1.42	1	1	0	0	0	0	6.1	8	2	1	0	0	1	3	0	0
2014	BAL/DET	ALDS	0-0	12.27	1	1	0	0	0	0	3.2	7	5	5	2	0	0	3	0	0
	BAL/KC	ALCS	0-1	3.38	1	1	0	0	0	0	5.1	7	2	2	0	0	1	4	0	0
	DIVISION SERIES		1-0	5.40	2	2	0	0	0	0	10.0	15	7	6	2	0	1	6	0	0
	CHAMPIONSHIP SERIES		0-1	3.38	1	1	0	0	0	0	5.1	7	2	2	0	0	1	4	0	0
	TOTALS		1-1	4.70	3	3	0	0	0	0	15.1	22	9	8	2	0	2	10	0	0

CAREER TRANSACTIONS

- 2015:** Signed by Miami as free agent on January 17
- 2012:** Signed by Baltimore as non-drafted free agent on January 10



CHEN'S 2016 DAY-BY-DAY/MISC. INFO

DATE	OPP	DEC	IP	H	R	ER	BB	SO	HR	TP/ST	SCORE
4/5	DET	---	5.0	9	5	5	0-0	3	1	76/51	*L7-8
4/15	ATL	---	6.1	4	2	2	1-0	6	0	83/54	L3-6
4/20	WSH	L(0-1)	7.0	6	3	3	2-0	7	1	100/64	L1-3
4/25	@LAD	W(1-1)	6.2	6	2	2	1-0	4	2	96/62	W3-2
4/30	@MIL	W(2-1)	6.2	4	3	3	2-0	4	0	105/66	W7-5
APRIL		2-1	31.2	29	15	15	6-0	24	4		4.26 ERA
5/6	PHI	---	5.0	11	4	4	1-0	0	1	70/43	W6-4
5/11	MIL	W(3-1)	6.1	6	2	2	2-0	12	0	98/69	W3-2
5/17	@PHI	L(3-2)	6.0	6	3	2	0-0	6	1	85/61	L1-3
5/23	TB	---	5.2	9	5	5	3-0	3	2	87/53	W7-6
5/28	@ATL	---	5.0	2	1	1	1-0	5	0	90/64	L2-7
MAY		1-1	28.0	34	15	14	7-0	26	4		4.50 ERA
6/2	PIT	---	6.0	1	2	2	3-0	5	0	100/64	*W4-3
6/8	@MIN	---	5.1	9	5	5	0-0	2	3	85/59	L5-7
6/13	@SD	W(4-2)	6.0	7	4	4	1-0	7	4	104/65	W13-4
6/18	COL	---	2.1	7	6	6	2-0	1	0	77/50	W9-6
6/23	CHC	---	7.0	5	2	2	0-0	7	1	94/67	W4-2
6/30	@ATL	L(4-3)	5.1	8	4	4	2-0	2	0	82/53	L5-8
JUNE		1-1	32.0	37	23	23	8-0	24	8		6.47 ERA
7/5	@NYM	W(5-3)	7.0	3	1	1	1-0	5	1	87/63	W5-2
FIRST HALF		5-3	98.2	103	54	53	22-0	79	17		4.83 ERA
7/15	@STL	---	6.0	6	4	4	1-0	5	2	97/60	W7-6
7/20	@PHI	L(5-4)	5.1	11	4	4	0-0	5	1	94/66	L1-4
JULY		1-1	18.1	20	9	9	2-0	15	4		4.42 ERA
9/19	WSH	---	4.1	4	3	3	0-0	3	1	66/44	W4-3
9/24	ATL	---	4.0	4	2	2	0-0	3	0	62/42	W6-4
SEPTEMBER		0-0	8.1	8	5	5	0-0	6	1		5.40 ERA
10/1	@WSH	L(5-5)	5.0	6	2	2	1-0	5	1	80/54	L1-2
SECOND HALF		0-2	24.2	31	15	15	2-0	21	5		5.47 ERA

RUNS ALLOWED BY INNING

1	2	3	4	5	6	7	8	9	10+	Total
11	8	15	11	9	8	8	1	-	-	69

RUN SUPPORT

0R	1R	2R	3R	4R	5R	6R	7R	8R	9R	10+R	AVG.
2	3	3	6	1	5	0	1	0	0	1	5.55

MARLINS NOTES

HOME RUNS BY PITCHERS (SINCE 1993)

TEAM	TOTAL	TEAM	TOTAL
CHICAGO CUBS	64	ATLANTA BRAVES	34
SAN FRANCISCO	49	LOS ANGELES DODGERS	34
COLORADO ROCKIES	44	ST. LOUIS CARDINALS	34
MIAMI MARLINS	40	MILWAUKEE BREWERS	29
CINCINNATI REDS	36		





61 ADAM CONLEY

PITCHER HT 6'3" WT 201 | BATS LEFT THROWS LEFT

MLB SERVICE 1 YEAR, 70 DAYS | MLB DEBUT JUNE 10, 2015 AT TORONTO | BIRTHPLACE REDMOND, WA

BORN MAY 24, 1990 | OPENING DAY AGE 26 | CONTRACT STATUS SIGNED THROUGH 2017

ACQUIRED SELECTED IN SECOND ROUND OF 2011 FIRST-YEAR PLAYER DRAFT

2016 SUMMARY

- In first full Major League season, went 8-6 with 3.85 ERA (133.1 ip/57 er) in 25 starts. Ranked second among Marlins' starters in ERA and third in innings pitched, wins and strikeouts (124).
- Missed 29 games from August 15-September 25 with tendinitis in left third finger.
- Struggled in first start of season, April 7 at Washington, allowing two hits, three runs and two walks while striking out two in just 1.0 inning of work.
- In second start of season, recorded career-high nine strikeouts over 6.0 shutout innings, April 13 at Citi Field, allowing just four hits and a walk. Matched strikeout mark three other times (also June 1 vs. Pittsburgh, June 28 at Detroit, July 17 at St. Louis).
- Combined to strike out 17 in two starts from April 13-19, which marked most strikeouts by a Marlins left-handed starter in consecutive appearances since Dontrelle Willis struck out 18 from Sept. 10-15, 2006 (*Stats LLC*). Did so for second time from June 1-7.
- Earned first win after no-hitting Milwaukee over 7.2 frames on April 29 at Miller Park. Walked four and struck out seven.
- In research provided by *Elias*, Conley, who left game with 5-0 lead after throwing 116 pitches, was first pitcher in Major League history to be removed from a start with a lead after pitching at least 7.2 innings without allowing a hit. Previous all-time record had been established just three weeks before, when Dodgers rookie Ross Stripling pitched 7.1 hitless innings in his Major League debut on April 8 at San Francisco.
- Earned second win of season on May 5 vs. Arizona. Allowed two hits and a walk with six strikeouts in 5.1 innings. Did not allow a hit until fourth inning, running hitless innings streak to 11.1. Marked longest such streak by starter in Majors last season, and longest by any starter in Club history.
- Ranked as second-longest stretch overall, behind Armando Benitez's 14.0 hitless innings from May 4-June 4, 2004. In addition, tied Marlins' record for fewest hits allowed (2) in a two-start stretch, equaling accomplishment of Al Leiter in May 1996.
- Walked one batter or fewer in 10 of first 18 starts and 16 of first 29 career starts. Marked second-most such games by a Marlins starting pitcher through first 29 career starts, behind Brian Meadows (18). Finished season with 12 starts allowing no more than one walk, going 5-2, 2.49 (68.2/19) in those outings.
- Struck out 37 batters across six starts in June, setting new career high for strikeouts in a month, surpassing 30 in September 2015.
- Tossed 6.0 scoreless innings on July 3 against Atlanta at Fort Bragg, N.C., to earn career-high fifth win. Allowed four hits and a walk with two strikeouts in Miami's 5-2 victory.
- Produced an 8.37 strikeouts/9 innings rate, which ranked second on team, behind José Fernández (12.49), and 20th among NL starters.

CAREER BESTS

INNINGS PITCHED.....	8.0 — 6/22/16 vs. ATL
STRIKEOUTS.....	9 (4x) — LAST, 7/17/16 at STL
LAST COMPLETE GAME.....	—
LAST SHUTOUT.....	—
LOW-HIT COMPLETE GAME.....	—
SCORELESS IP.....	13.1 — 9/8/15 to 9/23/15
WIN STREAK.....	3 (2x) — LAST, 7/3/16 to 7/26/16
LOSS STREAK.....	2 — 5/22/16 to 6/17/16

MLB DISABLED LIST HISTORY

2016..... LEFT THIRD FINGER TENDINITIS
(AUGUST 15-SEPTEMBER 25)

HONORS AND AWARDS

2015..... MARLINS' MINOR LEAGUE PITCHER OF THE YEAR
MARLINS' MINOR LEAGUE PITCHER OF THE MONTH (JUNE)
PACIFIC COAST LEAGUE
MIDSEASON AND POSTSEASON ALL-STAR
PCL PITCHER OF THE WEEK (JUNE 29-JULY 5)

2013..... SOUTHERN LEAGUE MIDSEASON ALL-STAR

2012..... SOUTH ATLANTIC LEAGUE MIDSEASON ALL-STAR

- Posted three wins and 1.82 ERA (29.2/6) in five July starts, both career bests in a calendar month. His July ERA ranked second among NL left-handed starters, behind Madison Bumgarner (1.75) and seventh among all NL starters (12th in Majors). His three July wins also tied longest winning streak of his career.
- Held opponents scoreless six times and has nine scoreless starts in career, trailing only José Fernández (11) for most such starts through first 36 career starts by a Marlins pitcher.
- Recorded a 0.88 home runs/9 innings ratio that ranked 11th in NL and second among NL left-handed starters, behind only Clayton Kershaw (0.48).

MAJOR LEAGUE CAREER HIGHLIGHTS

- Began **2015** at Triple-A New Orleans, but joined Miami's starting rotation by mid August. Posted a 4-1 record and 3.76 ERA in 15 games (11 starts). Among National League rookie starters with 10-or-more starts, ranked fourth in ERA (3.68) and strikeouts/9.0 innings (8.44).



- Made Major League debut in first of three stints with Miami, tossing scoreless inning on June 10 at Toronto. Retired side in order with just six pitches.
- Made first career start on July 11 vs. Cincinnati, earning win after limiting Reds to two runs and five hits (one home run) while walking two and striking out two in 5.0 innings.
- Recorded first career Major League hit in third plate appearance, August 6 at Atlanta. Stroked one-out single in fourth inning off Matt Wisler.
- Led all NL rookie starting pitchers with 2.54 ERA in September, while ranking second in strikeouts (30) and third in opponents batting average (.219).

MINOR LEAGUE CAREER HIGHLIGHTS

- Split fifth professional season between Miami and Triple-A New Orleans in **2013**, taking home Miami's Organizational Pitcher of the Year. Posted a combined 13-4 record to go with 3.00 ERA (174.0 ip/58 er).
- Eclipsed professional highs in innings pitched, tossing combined 174.0 inning, while also setting a professional high with 140 strikeouts.
- With Zephyrs, went 9-3 with 2.52 ERA (107.0/30). Named to both Midseason and Postseason Pacific Coast League All-Star teams, while also being named starter in PCL All-Star Game. Also named PCL Pitcher of the Week for June 29-July 5, and Marlins' Pitcher of the Month for June. Went 3-0 with 2.05 ERA (26.1/6) in five appearances (four starts) in June, holding opponents to .172 average with 19 strikeouts and nine walks.
- With New Orleans, won career-best five-straight games from May 26-July 5 while posting 1.42 ERA (44.1/7).

- Missed half of **2014** due to injury, appearing in just 12 games (11 starts) with New Orleans, posting 3-5 record and 6.00 ERA (60.0 IP/40 ER).
- Led Double-A Jacksonville in wins (11), starts (25), complete games (3), innings pitched (138.2) and strikeouts (129) in **2013**. Led Marlins' farmhands in wins and complete games, ranked second in strikeouts and seventh in ERA (3.25).
- Tied for Southern League lead in complete games, tied for second in wins, ranked third in WHIP (1.17) and fifth in strikeouts. Among SL starters, ranked second in fewest baserunners/9.0 (11.03), third in strikeouts/9.0 (8.42) and fifth in walks/9.0 (2.41).
- Named to SL Midseason All-Star team after going 8-4 with a 3.66 ERA (93.1/38) in 18 first-half appearances.
- Tossed first career complete game on July 1 vs. Pensacola in rain-shortened contest (5.1 IP). Threw second complete game on July 14 vs. Mobile, a three-hit 7.0-inning shutout. On August 19 at Chattanooga, recorded third complete game (6.0 IP).
- Earned South Atlantic League Midseason All-Star honors with 7-3 record and 2.78 ERA (74.1/23) in first half of **2012**.

PERSONAL/MISCELLANEOUS

- Adam Michael Conley...married to Kendall and couple has one daughter, Amelia...following senior season at Olympia High School (WA), in which he set single-season school records in wins (8), innings pitched (63.0), strikeouts (86) and average against (.129), went to Washington State University...set a WSU freshman record with 25 appearances...earned All-Pac-10 honors following sophomore season.

CONLEY'S PITCHING HISTORY

YEAR CLUB	W-L	ERA	G	GS	CG	SHO	SV	SVO	IP	H	R	ER	HR	HB	BB	SO	WP	BK
2011 GCL MARLINS	0-0	0.00	2	0	0	0	0	0	2.0	1	0	0	0	0	0	2	0	0
2012 GREENSBORO	7-3	2.78	14	14	0	0	0	0	74.1	58	30	23	4	2	24	84	5	1
JUPITER	4-2	4.44	12	12	0	0	0	0	52.2	59	29	26	0	1	19	51	3	0
2013 JACKSONVILLE	11-7	3.25	26	25	3	1	0	0	138.2	125	61	50	7	7	37	129	1	0
2014 JUPITER	0-1	5.06	1	1	0	0	0	0	5.1	9	6	3	0	0	2	2	2	0
NEW ORLEANS	3-5	6.00	12	11	0	0	0	1	60.0	65	41	40	3	3	26	48	1	0
2015 NEW ORLEANS	9-3	2.52	19	18	1	1	0	0	107.0	85	34	30	4	5	40	81	1	0
MIAMI	4-1	3.76	15	11	0	0	0	0	67.0	65	28	28	7	3	21	59	0	0
2016 MIAMI	8-6	3.85	25	25	0	0	0	0	133.1	125	59	57	13	11	62	124	9	0
MLB TOTALS	34-21	3.52	86	81	4	2	0	1	440.0	402	201	172	18	18	148	397	13	1
MLB TOTALS	12-7	3.82	40	36	0	0	0	0	200.1	190	87	85	20	14	83	183	9	0

BATTING HISTORY

YEAR CLUB	AVG.	G	AB	R	H	2B	3B	HR	RBI	SH	SF	HBP	BB	SO	SB	CS	OPB	SLG	E
2016 MIAMI	.122	23	41	4	5	0	0	0	3	8	0	0	1	22	0	0	.140	.122	1
MLB TOTALS	.153	36	59	4	9	0	0	0	4	8	1	0	1	30	0	0	.164	.153	1

CAREER TRANSACTIONS

- 2011:** Selected by Florida in second round of First-Year Player Draft; signed by Marlins' scout John Hughes
- 2008:** Selected by Minnesota in 32nd round of First-Year Player Draft; did not sign

CONLEY'S 2016 DAY-BY-DAY/MISC. INFO

DATE	OPP	DEC	IP	H	R	ER	BB	SO	HR	TP/ST	SCORE
4/7	@WSH	—	1.0	2	3	3	2-0	2	0	31/15	W,6-4
4/13	@NYM	—	6.0	4	0	0	1-0	9	0	93/56	L,1-2
4/19	WSH	L(0-1)	6.2	8	4	4	1-0	8	2	95/64	L,0-7
4/24	@SF	—	5.2	7	4	4	4-0	2	1	88/50	W,5-4
4/29	@MIL	W(1-1)	7.2	0	0	0	4-0	7	0	116/71	W,6-3
APRIL		1-1	27.0	21	11	11	12-0	28	3		3.67 ERA
5/5	ARI	W(2-1)	5.1	2	0	0	1-0	6	0	88/58	W,4-0
5/10	MIL	L(2-2)	4.0	7	4	4	2-0	4	0	84/52	L,2-10
5/16	@PHI	W(3-2)	6.0	8	1	1	1-0	5	0	94/63	W,5-3
5/22	WSH	L(3-3)	5.1	7	6	6	7-3	2	0	106/58	L,2-8
5/27	@ATL	---	4.1	8	2	2	1-0	3	0	90/54	L,2-4
MAY		2-2	25.0	32	13	13	12-3	20	0		4.68 ERA
6/1	PIT	---	6.0	2	0	0	3-0	9	0	105/66	W,3-2
6/7	@MIN	---	6.2	5	3	3	1-0	8	2	100/61	*L,4-6
6/12	@ARI	L(3-4)	5.0	11	6	5	1-0	2	1	92/62	L,0-6
6/17	COL	---	5.2	1	1	1	5-2	5	0	109/62	W,5-1
6/22	ATL	W(4-4)	8.0	4	0	0	1-0	4	0	114/78	W,3-0
6/28	@DET	L(4-5)	4.1	5	5	5	3-0	9	2	92/59	L,5-7
JUNE		1-2	35.2	28	15	14	14-2	37	5		3.53 ERA
7/3	@ATL	W(5-5)	6.0	4	0	0	1-0	2	0	91/56	W,5-2
7/9	CIN	W(6-5)	5.2	4	2	2	1-0	7	1	87/59	W,4-2
FIRST HALF		6-5	99.1	89	41	40	40-5	94	9		3.62 ERA
7/17	@STL	---	5.1	3	3	2	3-0	9	1	92/56	W,6-3
7/22	NYM	---	6.0	6	2	2	1-1	3	0	94/61	L,3-5
7/27	PHI	W(7-5)	6.2	8	0	0	3-0	6	0	104/72	W,11-1
JULY		3-0	29.2	25	7	6	9-1	27	2		1.82 ERA
8/1	@CHC	L(7-6)	4.0	5	2	2	6-1	4	0	97/50	L,0-5
8/7	@COL	W(8-6)	5.0	7	6	6	4-0	2	2	84/52	W,10-7
8/13	CHW	---	4.0	5	5	5	4-0	4	1	83/52	L,7-8
AUGUST		1-1	13.0	17	13	13	14-1	10	3		9.00 ERA
9/26	NYM	---	3.0	2	0	0	1-0	2	0	45/33	W,7-3
SECOND HALF		2-1	34.0	36	18	17	22-2	30	4		4.50 ERA

RUNS ALLOWED BY INNING

1	2	3	4	5	6	7	8	9	10+	Total
15	7	3	11	12	7	4	0	-	-	59

RUN SUPPORT

OR	1R	2R	3R	4R	5R	6R	7R	8R	9R	10+R	AVG.
6	0	5	6	2	2	0	2	2	0	0	5.13

MARLINS NOTES

MARLINS SINGLE-SEASON ROOKIE RELIEF LEADERS

ERA	GAMES	STRIKEOUTS	AVERAGE AGAINST				
STEVE CISHEK (11)	2.63	KYLE BARRACLOUGH (16)	75	KYLE BARRACLOUGH (16)	113	KYLE BARRACLOUGH (16)	.176
KYLE BARRACLOUGH (16)	2.85	MIKE DUNN (11)	72	AJ RAMOS (13)	86	TREVOR HOFFMAN (93)	.185
MATT TURNER (93)	2.91	BRADEN LOOPER (99)	72	VIC DARENSBOURG (98)	74	AJ RAMOS (13)	.201
DAN MEYER (09)	3.09	MATT LINDSTROM (07)	71	MIKE DUNN (11)	68	VIC DARENSBOURG (98)	.207
MATT LINDSTROM (07)	3.09	DAN MEYER (09)	71	RICHELIE LEWIS (93)	65	DAN MEYER (09)	.219
NICK WITTGREN (16)	3.14	AJ RAMOS (13)	68	MATT LINDSTROM (07)	62	YORKIS PEREZ (94)	.220
AJ RAMOS (13)	3.15			MATT TURNER (93)	59		



60 SCOTT COPELAND

PITCHER HT 6'2" WT 226 | BATS RIGHT THROWS RIGHT

MLB SERVICE: 21 DAYS | MLB DEBUT: MAY 2, 2015 VS. CLEVELAND (W/TOR) | BIRTHPLACE: LONGVIEW, TX

BORN: DECEMBER 15, 1987 | OPENING DAY AGE: 29 | CONTRACT STATUS: SIGNED THROUGH 2017

ACQUIRED: SIGNED AS MINOR LEAGUE FREE AGENT ON NOVEMBER 21, 2016

2016 SUMMARY

- After being granted release by Toronto early in April, split campaign between LG Twins in KBO and Triple-A Buffalo.
- With LG, made 13 starts, going 2-3 with 5.54 ERA (63.1 ip/39 er).
- Returned stateside and signed back with Toronto as Minor League free agent on July 19; finished season with Bisons, posting 3-4 record and 3.04 ERA (50.1/17) in nine starts.
- Took loss in first start with Buffalo, July 24 vs. Gwinnett, allowing two runs and five hits with two walks and no strikeouts over 3.0 innings.
- Allowed total of six runs (all earned) over next five starts, going 3-0 with 1.91 ERA (28.1/6).
- Tossed season-high 8.0 innings on August 30 vs. Scranton/Wilkes-Barre, surrendering eight hits, four runs (three earned), and one walk while striking out four.
- Took loss in final three starts of season, including season finale in which he allowed just one unearned run on three hits over 6.0 innings on September 4 at Pawtucket.

MAJOR LEAGUE CAREER HIGHLIGHTS

- Made three starts for Toronto, and five appearances overall, in **2015**.
- Had contract selected by Blue Jays on May 2 and make Major League debut that night at Cleveland, tossing 1.0 scoreless inning (1 h).
- In first Major League start, June 10 vs. Miami, surrendered a run for first time with Blue Jays, snapping a streak of 7.0 scoreless innings to start career. Was first run allowed over previous 14.2 innings pitched (combined between Buffalo and Toronto).
- Became first Toronto pitcher to earn win in first career start since Marcus Stroman did so May 31, 2014 vs. Kansas City.
- Allowed a home run in his final start on June 21 to Jimmy Paredes. Had not allowed a home run since July 1, 2014 with New Hampshire, a streak of 124.2 innings.

MINOR LEAGUE CAREER HIGHLIGHTS

- Led Buffalo with 11 wins in **2015**, while finishing second to Randy Wolf in innings.
- In season debut, April 11 at Rochester, took no-hitter into seventh inning. No-hitter was broken up with one-out infield single from Josmil Pinto.
- Established career highs in wins (11), appearances (31), starts (26) and innings pitched (164.2) in **2014** between Double-A New Hampshire and Buffalo.
- Recorded back-to-back 7.0 inning, shutout performances in first two Triple-A outings to earn International League Pitcher of the Week honors (Aug. 11-17).

CAREER BESTS

INNINGS PITCHED.....	7.0 – 6/10/15 vs. MIA
STRIKEOUTS.....	4 – 6/10/15 vs. MIA
LAST COMPLETE GAME.....	—
LAST SHUTOUT.....	—
LOW-HIT COMPLETE GAME.....	—
SCORELESS IP.....	7.0 – 5/2/15 to 6/10/15
WIN STREAK.....	3 (2x) – LAST, 7/3/16 to 7/26/16
LOSS STREAK.....	2 – 5/22/16 to 6/17/16

MLB DISABLED LIST HISTORY

NONE

HONORS AND AWARDS

2015.....	INTERNATIONAL LEAGUE PITCHER OF THE WEEK (AUGUST 11-17)
2013.....	FLORIDA STATE LEAGUE MIDSEASON ALL-STAR
2010.....	NEW YORK-PENN LEAGUE PITCHER OF THE WEEK (AUG. 16-23)

- Named to **2013** Florida State League Midseason All-Star team after posting 6-2 record and two complete games with 2.41 ERA (82.0/22) in 13 starts prior to break.
- Earned New York-Penn League Pitcher of the Week for Aug. 16-23, **2010**, after holding Hudson Valley hitless over 6.0 innings with a walk and six strikeouts.

PERSONAL/MISCELLANEOUS

- Scott Reast Copeland...was a 2010 Conference USA Postseason tournament MVP at University of Southern Mississippi...earned all-conference honors as a sophomore at Panola Community College...attended White Oak High School in Texas where he was a two-time all-east Texas selection, three-time all-district selection...also earned three letters in football where he was a two-time all-district wide receiver and lettered in track and field where he was a regional qualifier and set the school record in the triple jump.



COPELAND'S PITCHING HISTORY

YEAR	CLUB	W-L	ERA	G	GS	CG	SHO	SV	SVO	IP	H	R	ER	HR	HB	BB	SO	WP	BK
2010	ABERDEEN	2-5	2.91	12	12	0	0	0	0	65.0	45	22	21	1	7	23	49	7	0
	DELMARVA	1-0	0.00	1	1	0	0	0	0	6.0	5	0	0	0	0	2	4	0	0
2011	DELMARVA	5-9	6.58	20	20	0	0	0	0	108.0	136	88	79	10	7	46	55	14	0
	FREDERICK	3-2	2.14	6	6	0	0	0	0	33.2	25	8	8	0	3	15	22	2	0
2012	FREDERICK	3-8	6.88	18	18	1	0	0	0	86.1	118	79	66	11	12	38	64	8	1
	DUNEDIN	4-1	2.70	7	6	1	0	0	0	36.2	35	15	11	1	1	14	32	4	0
2013	DUNEDIN	9-8	3.74	26	23	2	0	0	0	146.2	158	75	61	9	7	52	99	11	1
2014	NEW HAMPSHIRE	8-8	3.74	27	22	1	0	0	0	139.2	140	72	58	11	10	48	89	12	0
	BUFFALO	3-1	1.80	4	4	0	0	0	0	25.0	19	7	5	0	1	7	16	0	0
2015	TORONTO	1-1	6.46	5	3	0	0	0	0	15.1	24	11	11	1	0	2	6	0	0
	BUFFALO	11-6	2.95	21	20	0	0	0	0	125.0	119	44	41	8	4	37	66	5	0
2016	BUFFALO	3-4	3.04	9	9	0	0	0	0	50.1	45	19	17	3	1	17	33	2	0
MILB TOTALS		52-52	4.02	151	141	5	0	0	0	822.1	845	429	367	54	53	299	529	65	2

BATTING HISTORY

YEAR	CLUB	AVG.	G	AB	R	H	2B	3B	HR	RBI	SH	SF	HBP	BB	SO	SB	CS	OPB	SLG	E
2015	TORONTO	.000	1	1	0	0	0	0	0	0	0	0	0	0	1	0	0	.000	.000	0

CAREER TRANSACTIONS

- 2016:** Signed as Minor League free agent on November 21
- 2012:** Signed by Toronto as Minor League free agent on July 24
- 2010:** Selected by Baltimore in 21st round of First-Year Player Draft; signed by Orioles' scout Mike Tullier

MARLINS NOTES

MARLINS BY COUNTRY OF BIRTH

COUNTRY	# OF PLAYERS	MOST RECENT PLAYER	SEASON
AUSTRALIA	2	GRAEME LLOYD	2002
BRAZIL	1	ANDRE RIENZO	2015
CANADA	7	CHRIS LEROUX	2009
CHINA	1	AUSTIN BRICE	2016
COLOMBIA	3	JHONATAN SOLANO	2015
CUBA	9	ODRISAMER DESPAIGNE	2016
CURACAO	1	RALPH MILLIARD	1997
DOMINICAN REPUBLIC	60	YEFRI PEREZ	2016
ENGLAND	1	CHRIS REED	2015
JAMAICA	1	DEVON WHITE	1997
JAPAN	1	ICHIRO SUZUKI	2015
MEXICO	5	ALFREDO AMEZAGA	2011
NETHERLANDS	1	RICK VANDENHURK	2007
NICARAGUA	1	OSWALDO MAIRENA	2002
PANAMA	3	CARLOS LEE	2012
PUERTO RICO	15	KIKE HERNANDEZ	2014
SOUTH KOREA	3	BYUNG-HYUN KIM	2007
TAIWAN	1	WEI-YIN CHEN	2016
US VIRGIN ISLANDS	1	JERRY BROWNE	1995
UNITED STATES	377	MANY	2016
VENEZUELA	26	OSWALDO ARCIA	2016
WEST GERMANY	3	EDWIN JACKSON	2016
TOTAL	523		



50 MATT den DEKKER

OUTFIELD HT 6'1" WT 202 | BATS LEFT THROWS LEFT

MLB SERVICE 1 YEAR, 64 DAYS | MLB DEBUT AUGUST 29, 2013 VS. PHILADELPHIA (W/NYM) | BIRTHPLACE FORT LAUDERDALE, FL
 BORN AUGUST 10, 1987 | OPENING DAY AGE 29 | CONTRACT STATUS SIGNED THROUGH 2017
 ACQUIRED SIGNED AS MINOR LEAGUE FREE AGENT ON NOVEMBER 30, 2016

2016 SUMMARY

- Spent majority of season with Triple-A Syracuse, batting .207 (77x372) with eight home runs and 44 RBI in 106 games. Appeared in 19 games with Washington, recording six hits in 34 at-bats (.176) with one home run and four RBI.
- Optioned to Syracuse on April 1, but before playing in a game was recalled by Nationals on April 6.
- In first at-bat of season, April 6 at Atlanta, connected for two-run, pinch-hit double.
- Tallied first career leadoff home run in Washington's 6-5 win over Minnesota on April 24.
- Optioned to Syracuse on May 5 before being recalled as 26th man for May 14 doubleheader against Miami. Returned to Syracuse for remainder of season.
- Recorded season-high four hits with three RBI on May 24 vs. Charlotte. Went 4x4 with a walk and two doubles.
- Tied season-high with five RBI on July 15 vs. Durham, thanks in part to first-inning grand slam. First five-RBI game was July 4 at Durham.
- Strung together season-best 10-game hitting streak from August 5-15, batting .333 (12x36) with two doubles, one home run and six RBI.

MAJOR LEAGUE CAREER HIGHLIGHTS

- Made Washington's Opening Day roster in **2015** after being acquired from Mets on March 30 for LHP Jerry Blevins.
- Set career bests in home runs (5), RBI (12), batting average (.253), slugging percentage (.485), OPS (.800) and games played (55).
- Hit first and only pinch-hit home run of career on July 17 vs. Dodgers. Snapped 3-3 tied with eighth-inning, two-run shot off Pedro Báez.
- Established career highs with four hits and three runs scored on September 27 vs. Philadelphia, going 4x4 with a double, one home run and one RBI.
- Following final promotion to Mets in **2014**, hit .290 (31x107) over 36 games (31 starts).
- Finished season on career-best eight-game hitting streak, batting .379 (11x29) in that span.
- After having contract selected by Mets on August 27, **2013**, made Major League debut on Aug. 29 vs. Philadelphia. Went 0x5 with a stolen base and run scored.
- Recorded first Major League home run on September 1 at Washington, off Ross Ohlendorf.

MINOR LEAGUE CAREER HIGHLIGHTS

- Split **2014** campaign shuttling between Triple-A Las Vegas and New York, earning MiLB.com Organizational All-Star honors. Hit .343 (112x335) in 93 games with 51's.

CAREER BESTS

HITS	4	— 9/27/15 vs. PHI
RUNS	3	— 9/27/15 vs. PHI
HOME RUNS	1 (7x)	— LAST, 4/24/16 vs. MIN
RBI	2 (6x)	— LAST, 4/16/16 at STL
SB	1 (2x)	— LAST, 4/28/16 vs. PHI
HITTING STREAK	5	— 5/22/16 to 6/7/16
GRAND SLAMS	—	—
CAREER PINCH-HIT HR	1	— 7/17/15 vs. LAD
CAREER GAME-ENDING HR	—	—

MLB DISABLED LIST HISTORY

NONE

HONORS AND AWARDS

2014	MiLB.com ORGANIZATIONAL ALL-STAR PACIFIC COAST LEAGUE POSTSEASON ALL-STAR
2012	MiLB.com ORGANIZATIONAL ALL-STAR EASTERN LEAGUE PLAYER OF THE WEEK (JUNE 4-10)
2011	FLORIDA STATE LEAGUE MIDSEASON ALL-STAR
2011	FSL PLAYER OF THE WEEK (APRIL 25-MAY 2) FSL PLAYER OF THE WEEK (APRIL 18-24)

- At time of final promotion to New York, was leading Pacific Coast League in hitting. Voted by managers and coaches to PCL Postseason All-Star team.
- Named MiLB.com Organizational All-Star in **2012** after posting career high 17 home runs between Double-A Binghamton and Triple-A Buffalo.
- Hit in 17 consecutive games from May 3-22, batting .351 (26x74) in that span.
- Named Eastern League Player of the Week for June 4-10 after recording multiple-hit games in each of six games played, including a 5x5 effort on June 8 at Trenton. Recorded 17 hits in 27 at-bats (.630) with four doubles, one triple and four RBI over streak.
- Connected for two grand slams while with Buffalo; August 6 at Syracuse and Aug. 14 vs. Lehigh Valley.
- Earned Florida State League midseason All-Star honors in **2011** after posting .301 average (78x25) prior to All-Star break.

- Named FSL Player of the Week in consecutive weeks; April 18-24 and April 25-May 2. In 14 games combined, hit .467 (28x60) with 11 doubles, two triples, one home run and 15 RBI.
- Combined to hit .336 (41x122) between Gulf Coast Mets and Single-A Savannah in first professional season in **2010**.

PERSONAL/MISCELLANEOUS

- Matthew Gerrit den Dekker...named to All-SEC team for three straight years, becoming only second player in conference history to accomplish feat...was also an All-SEC selection as a sophomore and a senior at University of Florida...led Gators to SEC title as a senior...graduated from Westminster Academy in Fort Lauderdale.

den DEKKER'S BATTING HISTORY

YEAR	CLUB	AVG.	G	AB	R	H	2B	3B	HR	RBI	SH	SF	HBP	BB	SO	SB	CS	OPB	SLG	E
2010	GCL METS	.278	5	18	2	5	2	0	0	5	1	0	0	2	5	0	0	.350	.389	0
	SAVANNAH	.346	27	104	21	36	13	0	0	15	0	0	1	9	28	3	0	.404	.471	2
2011	ST. LUCIE	.296	67	267	54	79	19	8	6	36	4	2	5	24	65	12	5	.362	.494	1
	BINGHAMTON	.235	72	272	49	64	13	3	11	32	6	4	5	27	91	12	5	.312	.426	1
2012	BINGHAMTON	.340	58	238	47	81	21	4	8	29	1	4	5	20	64	10	7	.397	.563	3
	BUFFALO	.220	77	295	37	65	10	4	9	47	1	5	2	14	90	11	2	.256	.373	2
2013	ST. LUCIE	.276	14	58	8	16	2	0	0	4	0	1	0	3	6	1	0	.306	.310	1
	LAS VEGAS	.296	53	179	34	53	8	4	6	38	0	2	1	20	46	8	1	.366	.486	1
	METS	.207	27	58	7	12	1	0	1	6	0	0	1	4	23	4	1	.270	.276	0
2014	LAS VEGAS	.334	93	335	70	112	31	7	8	46	3	3	3	40	65	9	5	.407	.540	2
	METS	.250	53	152	23	38	11	0	0	7	0	0	1	21	34	7	4	.345	.322	1
2015	SYRACUSE	.249	73	269	35	67	12	2	8	32	1	0	4	24	63	8	1	.320	.398	3
	WASHINGTON	.253	55	99	12	25	6	1	5	12	2	0	0	9	20	0	1	.315	.485	1
2016	WASHINGTON	.176	19	34	3	6	1	0	1	4	0	0	1	4	10	1	0	.282	.294	0
	SYRACUSE	.207	106	372	41	77	14	1	8	44	0	3	6	40	110	20	5	.292	.315	3
	MILB TOTALS	.272	645	2407	398	655	145	33	64	328	17	24	32	223	633	94	31	.339	.440	19
	MLB TOTALS	.236	154	343	45	81	19	1	7	29	2	0	3	38	87	12	6	.318	.359	2

CAREER TRANSACTIONS

- 2016:** Signed as Minor League free agent on November 30
- 2015:** Acquired by Washington in exchange for LHP Jerry Blevins on March 30
- 2010:** Selected by New York in fifth round of First-Year Player Draft; signed by Mets' scout Marlin McPhail



- Courtesy Rob Foldy 2017



43 ODRISAMER DESPAIGNE

PITCHER HT 6'0" WT 217 | BATS RIGHT THROWS RIGHT

MLB SERVICE 1 YEAR, 166 DAYS | MLB DEBUT JUNE 23, 2014 AT SAN FRANCISCO (W/SD) | BIRTHPLACE HAVANA, CUB
BORN APRIL 4, 1987 | OPENING DAY AGE 29 | CONTRACT STATUS SIGNED THROUGH 2017
ACQUIRED CLAIMED OFF WAIVERS FROM BALTIMORE ON SEPTEMBER 15, 2016

2016 SUMMARY

- Split season between starting rotation (17 starts) and bullpen (37 appearances) with Baltimore, Triple-A Norfolk and Miami, going a combined 1-11 with a 4.40 ERA (118.2 ip/58 er).
- Opened season in starting rotation with Norfolk, making 12 starts prior to being recalled by Baltimore on June 14. Prior to recall, posted 1-6 record and 3.59 ERA (62.2/25).
- Tossed season-best 6.2 scoreless innings in lone win of season, May 21 at Syracuse. Allowed eight hits without walking a batter and struck out seven.
- From May 16 to August 24, allowed more than one run just two times, while holding opponents scoreless four times. Owned 1.84 ERA (44.0/9) over nine-game stretch that included a scoreless 4.0 inning relief appearance on Aug. 24 vs. Rochester.
- Made first appearance of season with Baltimore on June 15 at Boston, tossing 2.2 scoreless frames.
- Surrendered two runs (one earned) in next appearance, June 19 vs. Toronto, before providing five consecutive scoreless outings (4.2 ip).
- Was designated for assignment on September 5 and claimed off waivers by Miami on Sept. 15.
- Made three appearances out of bullpen with Miami, surrendering three runs in 3.0 innings.

MAJOR LEAGUE CAREER HIGHLIGHTS

- Spent entire 2015 season with San Diego, establishing career highs in wins (5), appearances (34), starts (18), innings pitched (125.2), and strikeouts (69).
- Opened season as a reliever and worked 4.2 perfect innings in first career relief outing, April 9 vs. San Francisco. Marked longest perfect outing by a reliever in Padres history and longest in Majors since Vin Mazzaro went 5.0 frames for Pittsburgh on June 30, 2013 vs. Milwaukee.
- Compiled a 17.0-inning scoreless streak from May 21-31 over three outings (two starts). Was longest scoreless streak of year by a San Diego pitcher.
- Delivered a career-high 8.0 innings on May 31 vs. Pittsburgh, earning win with one run allowed on seven hits (one home run), and a walk with four strikeouts.
- Signed with Padres as International free agent on May 2, 2014 and pitched at three levels in Padres' system.
- Earned first career Major League win in debut, June 23 at San Francisco, pitching 7.0 scoreless innings with four hits, no walks, and one strikeout. Was seventh pitcher since 1914 to go 7.0-or-more shutout innings without walking a batter in Major League debut. - *STATS LLC*
- Also became second Cuban-born pitcher to appear in a game for the Padres, joining Eddie Oropesa (16 games in 2004), and was first to make a start.

CAREER BESTS

INNINGS PITCHED.....	8.0 — 5/31/15 vs. PIT
STRIKEOUTS.....	9 — 8/27/14 vs. MIL
LAST COMPLETE GAME.....	—
LAST SHUTOUT.....	—
LOW-HIT COMPLETE GAME.....	—
SCORELESS IP.....	17.0 — 5/21/15 to 5/31/15
WIN STREAK.....	3 — 9/19/14 to 4/20/15
LOSS STREAK.....	4 (3x) — LAST, 8/6/15 to PRESENT

MLB DISABLED LIST HISTORY

NONE

- With Yasmani Grandal catching in debut, marked first time since June 13, 1969 (RHP Camilo Pascual and C Paul Casanova w/ Washington) a Major League team started an all Cuban-born battery. - *Elías*
- Worked 6.0-or-more innings and allowed one run or fewer in each of first three starts, becoming the 11th Major League starter to do so since 1914 and first to accomplish feat in Padres history.
- Struck out a career-high nine batters on August 27 vs. Milwaukee, tossing 7.0 innings with two runs allowed (one earned) on six hits and a walk. Took a no-decision in 3-2, 10-inning defeat for San Diego.
- Ranked second among National League rookies with a 3.36 ERA and .237 opponent batting average (min. 96.1 ip).
- Took a no-hit bid 7.2 innings on July 20 vs. the Mets before allowing a double to Daniel Murphy, marking longest individual no-hit effort by a Padres pitcher since Chris Young went 7.2 innings on September 7, 2008 at Milwaukee.

MINOR LEAGUE CAREER HIGHLIGHTS

- Began his career in the United States in 2014 at Double-A San Antonio, going 0-0, 1.17 (7.2/1) in two starts before being promoted to Triple-A El Paso on May 26.
- Struck out six batters in each of his starts with San Antonio, holding Corpus Christi to one run across 3.0 innings in his debut and shutting out Northwest Arkansas through 4.2 innings in his second start.
- Went 1-3 with a 7.61 ERA (23.2/20) in five starts for El Paso before San Diego selected his contract on June 23.
- Combined for a 1-3, 6.03 (31.1/21) mark in seven starts with San Antonio and El Paso.

FRONT OFFICE | FIELD NOTES | PLAYERS | COACHING STAFF | MEDIA | CLUB HISTORY | PITCHER HISTORY | BATTER HISTORY | FIELD HISTORY | TRADE HISTORY | GENERAL INFORMATION | CONTACT



PERSONAL/MISCELLANEOUS

- Odrisamer (oh-DREE-sah-mer) Orue Despaigne (deh-SPAWN-yay)...married to Arlenys...played professionally for Havana Industriales of Cuba's Serie Nacional for eight seasons before signing with San Diego...posted a career 61-43 record and 3.55 ERA (957.1/378) with 684 strikeouts and 390 walks in 213 games.

DESPAIGNE'S PITCHING HISTORY

YEAR	CLUB	W-L	ERA	G	GS	CG	SHO	SV	SVO	IP	H	R	ER	HR	HB	BB	SO	WP	BK
2014	SAN ANTONIO	0-0	1.17	2	2	0	0	0	0	7.2	4	1	1	0	1	5	12	0	0
	EL PASO	1-3	7.61	5	5	0	0	0	0	23.2	36	20	20	3	1	13	29	1	0
	SAN DIEGO	4-7	3.36	16	16	0	0	0	0	96.1	85	44	36	6	5	32	65	0	0
2015	SAN DIEGO	5-9	5.80	34	18	0	0	0	0	125.2	142	82	81	17	9	32	69	7	0
2016	BALTIMORE	0-2	5.60	16	0	0	0	0	2	27.1	32	18	17	3	1	15	17	0	1
	NORFOLK	1-9	3.87	18	17	0	0	0	0	88.1	91	39	38	5	6	27	70	6	1
	MIAMI	0-0	9.00	3	0	0	0	0	0	3.0	4	3	3	0	0	1	0	0	0
MLB TOTALS		2-12	4.44	25	24	0	0	0	0	119.2	131	60	59	8	8	45	111	7	1
MLB TOTALS		9-18	4.89	69	34	0	0	0	2	252.1	263	147	137	26	15	80	151	7	1

BATTING HISTORY

YEAR	CLUB	AVG.	G	AB	R	H	2B	3B	HR	RBI	SH	SF	HBP	BB	SO	SB	CS	OPB	SLG	E
2015	SAN DIEGO	.067	34	30	0	2	1	0	0	0	3	0	0	1	11	0	0	.097	.100	0
MLB TOTALS		.037	50	54	0	2	1	0	0	0	6	0	0	2	21	0	0	.071	.056	3

CAREER TRANSACTIONS

- 2016:** Claimed off waivers by Miami from Baltimore on September 15
 Acquired by Baltimore from San Diego in exchange for RHP Jean Cosme on February 4
- 2014:** Signed by San Diego as International free agent on May 2

MARLINS NOTES

TRIPLE PLAYS IN MARLINS HISTORY

TURNED BY MARLINS:

DATE AND OPPONENT

JULY 28, 2002 AT MONTREAL

PLAYERS INVOLVED

MIKE LOWELL AND DERREK LEE

BATTER

VLADIMIR GUERRERO

TURNED AGAINST MARLINS:

DATE AND OPPONENT

SEPTEMBER 29, 1993 VS. MONTREAL
 SEPTEMBER 12, 1995 AT CINCINNATI
 MAY 11, 2000 VS. ATLANTA
 AUGUST 1, 2002 VS. ST. LOUIS

PLAYERS INVOLVED

SEAN BERRY, MIKE LANSING AND RANDY READY
 JEFF BRANSON, BRET BOONE AND HAL MORRIS
 CHIPPER JONES, OJILIVIO VERAS AND ANDRES GALARRAGA
 J.D. DREW, EDGAR RENTERIA AND TINO MARTINEZ

BATTER

CHUCK CARR
 ALEX ARIAS
 MIKE LOWELL
 ERIC OWENS



32 DEREK DIETRICH

INFIELD HT 6'0" WT 212 | BATS LEFT THROWS RIGHT

MLB SERVICE 2 YEARS, 151 DAYS | MLB DEBUT MAY 8, 2013 AT SAN DIEGO | BIRTHPLACE CLEVELAND, OH
BORN JULY 18, 1989 | OPENING DAY AGE 27 | CONTRACT STATUS SIGNED THROUGH 2017
ACQUIRED FROM TAMPA BAY IN EXCHANGE FOR INF YUNEL ESCOBAR ON DECEMBER 4, 2012

2016 SUMMARY

- In first full season as Major League level, posted career highs in nearly every offensive category, including average (.279), hits (98), doubles (20), triples (5) and RBI (42).
- Hit by pitch 24 times, marking Marlins' single-season Club record. Ranked second in Majors in HBP, behind Brandon Guyer (31).
- Led Marlins and ranked third among qualifying National Leaguers with .350 (7x20) average as pinch-hitter. Recorded two doubles, triple and two home runs while driving in nine as PH.
- Recorded pinch-hits in first two games of season, April 5-6 vs. Detroit.
- On April 5, recorded second career pinch-hit RBI with a ninth-inning double. Other PH RBI was on April 21, 2014 at Atlanta, his first career pinch-hit (double).
- Next night drove in another run with ninth-inning single.
- Connected for first career leadoff home run (off Chase Anderson) on first pitch of game on April 30 at Milwaukee. Was first Marlins' player to homer on game's first pitch since Cameron Maybin on August 27, 2010 vs. Atlanta. - *STATS LLC*
- Tied career high with three hits on May 1 at Milwaukee. Equaled mark four more times over remainder of season.
- Drove in career-best four runs in 3x3 effort on May 29 at Atlanta. Was triple short of cycle.
- Hit .333 (32x96) with seven doubles, two triples, one home run and 14 RBI in 28 May contests.
- Hit second career leadoff home run on July 1 at Atlanta (off Julio Teheran).
- Marked first career walk-off hit and RBI with run-scoring triple on July 31 vs. St. Louis. Was fourth triple of year, setting new career high.
- Hit by pitch for 52nd time in career on August 13 vs. White Sox, breaking tie with Alex Gonzalez for Club record.
- First career pinch-hit home run came September 16 at Philadelphia, a game-tying solo homer off Edubray Ramos.
- Followed with second of PH homer of career on Sept. 21 vs. Washington, a seventh-inning, two run shot off Max Scherzer.
- Hit in eight consecutive games from Sept. 11-21, marking career-long. Hit .588 (10x17) with two doubles, two home runs and seven RBI over streak.

MAJOR LEAGUE CAREER HIGHLIGHTS

- Over career, holds Marlins' club record for HBP with 54. Since 2014, ranks fourth among active Major Leaguers in HBP (47), behind Brandon Guyer (66), Anthony Rizzo (61) and Starling Marte (52).
- Opened 2015 at Triple-A New Orleans but was recalled by Miami on June 12, leading Zephyrs in home runs (7) and extra base hits (22) at time of recall.

CAREER BESTS

HITS	3 (8x) — LAST, 7/21/16 at PHI
RUNS	3 — 5/21/14 vs. PHI
HOME RUNS	2 — 6/20/15 at CIN
RBI	4 — 5/29/16 at ATL
SB	1 (3x) — LAST, 8/7/16 at COL
HITTING STREAK	5 — 5/22/16 to 6/7/16
GRAND SLAMS	—
CAREER PINCH-HIT HR	2 — LAST, 9/21/16 vs. WSH
CAREER GAME-ENDING HR	—

MLB DISABLED LIST HISTORY

2016	RIGHT KNEE CONTUSION (AUGUST 19-SEPTEMBER 2)
2014	STRAINED RIGHT WRIST (JULY 4-AUG. 26)

HONORS AND AWARDS

2012	FLORIDA STATE LEAGUE MIDSEASON ALL-STAR
2011	BOWLING GREEN TEAM MVP MIDWEST LEAGUE MIDSEASON ALL-STAR MIDWEST LEAGUE PLAYER OF THE WEEK (JULY 4-10) MIDWEST LEAGUE PLAYER OF THE WEEK (AUGUST 15-21)
2010	NEW YORK-PENN LEAGUE ALL-STAR

- Recorded two hits in first inning on June 16 vs. Yankees, becoming first Marlins player with two hits in one inning since August 20, 2012 at Arizona (4th inning; Carlos Lee, Jose Reyes and Donovan Solano).
- Connected for two home runs in June 20 game at Cincinnati; fourth inning off Anthony DeSclafani and seventh inning off Manny Parra. Marked first career multi-HR game.
- Marked first career three-hit game on July 8 at Boston. Also had three-hit efforts on August 5 vs. Mets and Aug. 19 at Milwaukee.
- On July 31 vs. San Diego, hit two-out, game-tying home run in ninth inning off Craig Kimbrel, marking second career home run in ninth inning or later.
- Recorded two hits in ninth inning in first game of Aug. 5 doubleheader against Mets, becoming first player in Marlins history with multiple hits in ninth inning.
- Joined Benito Santiago (1993) as only two players with two hits in an inning twice in same season.

FRONT OFFICE | FIELDING | PLAYERS | 2016 IN REVIEW | CLUB HISTORY | POSTSEASON HISTORY | CAREER DEVELOPMENT | JUMP OPPORTUNITIES | GENERAL INFORMATION



- Had 15 RBI in August, setting new career high for any month (previous, 11 in June 2013).
- Began **2014** as Marlins' Opening Day second baseman, batting .314 (11x35) with two doubles, three home runs and nine RBI over first 12 games.
- Scored three times in Marlins 14-5 win over Philadelphia on May 21, marking career high in runs scored.
- Missed more than a month on 15-day disabled list with a strained right wrist (July 4-Aug. 26).
- Ranked 12th among Major League rookies (eighth in NL) in home runs in **2013** with nine.

MINOR LEAGUE CAREER HIGHLIGHTS

- Opened sixth professional season at Triple-A New Orleans in **2015** prior to recall on June 12.
- In May 30 game at Reno, posted five RBI to tie a professional high; also did so on July 20, 2012 vs. Clearwater, May 21, 2012 vs. Brevard County and May 5, 2011 at Lake County.
- Earned **2012** Florida State League Midseason All-Star honors while with Single-A Charlotte.

- Named Single-A Bowling Green's Most Valuable Player and Midwest League Midseason All-Star in **2011**. Led Rays organization with 22 home runs and was fifth with 81 RBI. Ranked by Baseball America as Best Power Hitter in Rays' farm system entering 2012.
- Homered in five consecutive games from Aug. 14-19, batting 10x21 (.476) with eight RBI over stretch.

PERSONAL/MISCELLANEOUS

- Derek Richard Dietrich...drafted by Rays out of Georgia Tech, where he was a semifinalist for 2010 Golden Spikes Award by USA Baseball...is an accomplished juggler...sister, Dawn, is a professional figure skater...grandfather, Steve Demeter, played parts of two seasons with Cleveland and Detroit in 1959-60.

DIETRICH'S BATTING HISTORY

YEAR	CLUB	AVG.	G	AB	R	H	2B	3B	HR	RBI	SH	SF	HBP	BB	SO	SB	CS	OPB	SLG	E
2010	HUDSON VALLEY	.279	45	179	33	50	12	2	3	20	1	1	6	11	42	2	2	.340	.419	7
2011	BOWLING GREEN	.277	127	480	73	133	34	4	22	81	0	5	15	38	128	5	7	.346	.502	25
2012	CHARLOTTE	.282	98	372	49	105	21	9	10	58	3	5	12	25	78	4	2	.343	.468	11
	MONTGOMERY	.271	34	133	22	36	7	1	4	17	1	1	4	7	36	0	1	.324	.429	7
2013	JACKSONVILLE	.271	63	218	35	59	13	3	11	38	0	0	10	29	60	3	0	.381	.509	6
	MIAMI	.214	57	215	32	46	10	2	9	23	0	0	7	11	56	1	0	.275	.405	2
2014	JUPITER	.313	5	16	4	5	1	1	1	2	0	0	1	2	5	0	0	.421	.688	0
	NEW ORLEANS	.317	21	82	15	26	3	0	7	16	0	0	6	4	18	1	0	.391	.610	2
	MIAMI	.228	49	158	31	36	6	2	5	17	2	0	10	13	38	1	0	.326	.386	11
2015	NEW ORLEANS	.260	56	192	25	50	13	2	7	27	0	2	15	15	45	0	2	.357	.458	2
	MIAMI	.256	90	250	38	64	14	3	10	24	0	3	13	23	65	0	2	.346	.456	6
2016	JACKSONVILLE	.167	5	18	2	3	0	0	0	0	0	0	2	2	7	0	0	.318	.167	1
	MIAMI	.279	128	351	39	98	20	5	7	42	0	5	24	32	84	1	0	.374	.425	4
	MILB TOTALS	.276	454	1690	258	467	104	22	65	259	5	14	71	133	419	15	14	.352	.479	61
	MLB TOTALS	.251	324	974	140	244	50	12	31	106	2	8	54	79	243	3	2	.338	.422	23

CAREER TRANSACTIONS

- 2012:** Acquired by Miami from Tampa Bay in exchange for INF Yunel Escobar on December 4
- 2010:** Selected by Tampa Bay in second round of First-Year Player Draft; signed by Rays' scout Milt Hill
- 2007:** Selected by Houston in third round of First-Year Player Draft; did not sign





49 BRIAN ELLINGTON

PITCHER | HT 6'3" | WT 219 | BATS RIGHT | THROWS RIGHT

MLB SERVICE 144 DAYS | MLB DEBUT AUGUST 3, 2015 VS. NYM | BIRTHPLACE GAINESVILLE, FL

BORN AUGUST 4, 1990 | OPENING DAY AGE 26 | CONTRACT STATUS SIGNED THROUGH 2017

ACQUIRED SELECTED IN 16TH ROUND OF 2012 FIRST-YEAR PLAYER DRAFT

2016 SUMMARY

- Shuttled between Triple-A New Orleans and Miami, combining to post a 5-2 record with two saves and 2.79 ERA (67.2 ip/21 er) in 64 outings.
- Opened season in Zephyrs bullpen and was summoned to Miami three times over course of year; June 5-July 1, July 30-August 21 and September 1 through rest of season.
- In first appearance of season with New Orleans, April 9 at Omaha, allowed three runs in 2.1 innings. Was one of just two appearances at Triple-A level allowing more than one run; other was May 14 at El Paso, when he allowed four runs in 0.2 ip.
- Between those outings, allowed total of three runs over 12 appearances (11.2 ip, 2.31 ERA).
- Following May 14 outing, allowed just two runs in 18 appearances to finish out Triple-A season (20.0 ip, 0.90 ERA).
- Earned first save of season on July 7 at Nashville, and followed with second save in next appearance, July 9 at Nashville.
- Made first appearance of season with Miami on June 8 at Minnesota, tossing scoreless eighth inning.
- In first 22 appearances with Marlins, was 2-1 with 0.79 ERA (22.2/2) and 19 scoreless outings. In final 10 outings, was also 2-1 but with a 6.10 ERA (10.1/7).
- On June 24 vs. Cubs, tossed career high-tying 2.0 innings, while establishing a career best with four strikeouts. Equaled strikeout total in 2.0 inning outing on Sept. 17 at Philadelphia.
- With Miami, limited opposing right-handed hitters to a .174 average (12x69).

MAJOR LEAGUE CAREER HIGHLIGHTS

- Made it to Majors in just fourth professional season after having contract selected by Miami on August 3, 2015.
- Made Major League debut that day against Mets, tossing 1.0 scoreless inning, allowing one hit and one walk while striking out two.
- Earned first MLB win on September 4 vs. Mets, tossing scoreless 11th inning. Earned second win on Sept. 23 against Philadelphia with scoreless 11th.

MINOR LEAGUE CAREER HIGHLIGHTS

- Combined to go 6-2 with 2.60 ERA (69.1 ip/20 er) in 49 games between Double-A Jacksonville, Triple-A New Orleans and Miami in 2015.
- Missed most of July following stint with silver medal-winning Team USA at Pan-Am Games in Toronto. Appeared in four games with Team USA, allowing one run on three hits and three walks while striking out six over 4.2 innings.
- Spent entirety of 2014 at Single-A Jupiter, compiling a 2-2 record and 4.75 ERA (47.1/25) in 35 appearances.

CAREER BESTS

INNINGS PITCHED.....	2.0 (6x) — LAST, 9/17/16 at PHI
STRIKEOUTS.....	4 (2x) — LAST, 9/17/16 at PHI
SCORELESS IP.....	5.2 — 7/30/16 to 8/15/16
WIN STREAK.....	2 — 9/19/16 to PRESENT
LOSS STREAK.....	—

MLB DISABLED LIST HISTORY

NONE

HONORS AND AWARDS

2014..... ARIZONA FALL LEAGUE RISING STAR

- Following season, appeared with Salt River Rafters in Arizona Fall League. Made 10 appearances with 2.77 ERA (13.0/4), earning appearance in AFL Fall Stars Game.
- Missed nearly two months of 2013 campaign with a fractured left tibia. Made 16 appearances with Single-A Greensboro prior to landing on seven-day disabled list on June 17.
- Made six rehab appearances between GCL Marlins and Batavia before finishing season on DL with a strained right hamstring.
- In 2012, made professional debut with Single-A Jamestown, going 2-0 with 2.40 ERA (30.0/8).

PERSONAL/MISCELLANEOUS

- Brian Michael Ellington...graduated from Oak Hall (FL) High School in 2008...missed senior season after undergoing Tommy John surgery by Dr. James Andrews in summer of 2007...in junior year, tossed three no-hitters and was named first team All-State and North Central Florida Baseball MVP...played one season at Florida State College in Jacksonville before transferring to Division II University of West Florida in Pensacola.



ELLINGTON'S PITCHING HISTORY

YEAR	CLUB	W-L	ERA	G	GS	CG	SHO	SV	SVO	IP	H	R	ER	HR	HB	BB	SO	WP	BK
2012	JAMESTOWN	2-0	2.40	18	0	0	0	0	1	30.0	20	11	8	2	2	25	33	3	0
2013	GREENSBORO	3-2	4.64	16	2	0	0	0	0	42.2	40	26	22	3	9	23	27	1	0
	GCL MARLINS	0-0	0.00	2	0	0	0	0	0	3.0	0	0	0	0	0	3	4	0	0
	BATAVIA	1-2	3.72	6	1	0	0	0	0	19.1	16	14	8	0	3	9	21	0	0
2014	JUPITER	2-2	4.75	35	0	0	0	0	1	47.1	51	28	25	2	3	24	56	2	1
2015	JACKSONVILLE	4-1	2.51	25	0	0	0	0	3	43.0	28	13	12	0	1	13	47	2	0
	NEW ORLEANS	0-0	0.00	1	0	0	0	0	0	1.1	0	0	0	0	0	0	1	0	0
	MIAMI	2-1	2.88	23	0	0	0	0	0	25.0	17	10	8	1	2	13	18	1	0
2016	NEW ORLEANS	1-0	3.12	32	0	0	0	2	3	34.2	17	12	12	2	2	26	54	4	0
	MIAMI	4-2	2.45	32	0	0	0	0	0	33.0	27	10	9	2	2	16	32	3	1
	MILB TOTALS	13-7	3.54	135	3	0	0	2	8	221.1	172	104	87	9	20	123	243	12	1
	MLB TOTALS	6-3	2.64	55	0	0	0	0	0	58.0	44	20	17	3	4	29	50	4	1

BATTING HISTORY

YEAR	CLUB	AVG.	G	AB	R	H	2B	3B	HR	RBI	SH	SF	HBP	BB	SO	SB	CS	OPB	SLG	E
2016	MIAMI	.000	32	1	0	0	0	0	0	0	0	0	0	0	1	0	0	.000	.000	0

CAREER TRANSACTIONS

2012: Selected by Miami in 16th round of First-Year Player Draft; signed by Marlins' scout Brian Kraft



- Courtesy Denis Bancroft 2016



17 A.J. ELLIS

CATCHER HT 6'2" WT 232 | BATS RIGHT THROWS RIGHT

MLB SERVICE 6 YEARS, 151 DAYS | MLB DEBUT SEPTEMBER 15, 2008 AT PITTSBURGH | BIRTHPLACE CAPE GIRARDEAU, MO

BORN APRIL 9, 1981 | OPENING DAY AGE 35 | CONTRACT STATUS SIGNED THROUGH 2017

ACQUIRED SIGNED AS FREE AGENT ON DECEMBER 10, 2016

2016 SUMMARY

- Combined to hit .216 (37x171) with eight doubles, two home runs and 22 RBI in 64 games between Los Angeles and Philadelphia.
- Appeared in 53 games with Dodgers, batting .194 (27x139), before being traded to Philadelphia along with RHP Tommy Berjans and player to be named later on August 25 for Carlos Ruiz and cash considerations.
- With Phillies, appeared in 11 games and hit .313 (10x32) with three doubles, one home run and nine RBI.
- Made fifth consecutive Opening Day start on April 4 at San Diego, going 1x4 with a season-high three RBI. Also had three-RBI affairs on September 2 vs. Atlanta and Sept. 17 vs. Miami.
- Recorded season-high two hits on April 23 at Colorado, going 2x4 with two runs scored, one home run and two RBI. Equalled hit total six times over remainder of season.
- Made eight starts with Phillies after acquisition, batting .250 (2x28) as starter. In three games off bench, had three hits in four at-bats.
- Ended season hitting in each of last four games, with a .600 (6x10) average.
- Among National League catchers with at-least 50 games started, ranked fourth in catchers ERA at 3.38, behind David Ross (2.39), Rene Rivera (2.75) and Miguel Montero (3.16).

MAJOR LEAGUE CAREER HIGHLIGHTS

- Since 2008, has posted lowest catcher's ERA among all qualifying catchers (3.32) and leads all active catchers (min. 440 games) with a .997 fielding percentage. Has thrown out 90 of 337 would-be basestealers over career.
- Among active players with 1000 or more plate appearances, averages 4.28 pitches per plate appearance, third-highest behind Jayson Werth (4.40) and Mike Trout (4.30).
- Since 2013, his .365 (19x52) postseason average ranks third among active players, behind Victor Martinez (.389) and Pablo Sandoval (.366). Additionally, owns .450 postseason on-base percentage and .615 postseason slugging percentage, both ranking fourth among active players.
- Marked fourth-consecutive Opening Day start at catcher for Los Angeles in 2015.
- Missed time from July 20-August 4 with right knee inflammation.
- Made three appearances for Dodgers in National League Division Series against Mets, posting .250 (2x8) average.
- Opened 2014 with Dodgers in Australia and appeared in 93 games over course of season.
- Landed on 15-day disabled list two times; April 6-May 14 following surgery on left knee, and May 25-June 13 with a right ankle sprain.
- On September 19 at Wrigley Field, homered in first (2R) and third innings (2R) to mark second career multi-home run game.

CAREER BESTS

HITS	4	— 7/22/13 at TOR
RUNS	3 (2x)	— LAST, 9/19/14 at CHC
HOME RUNS	2 (2x)	— LAST, 9/19/14 at CHC
RBI	5	— 7/22/13 at TOR
SB	1 (2x)	— LAST, 9/24/16 at NYM
HITTING STREAK	9	— 6/29/13 to 7/10/13
GRAND SLAMS	1	— 8/19/12 at COL
CAREER PINCH-HIT HR	—	—
CAREER GAME-ENDING HR	1	— 5/26/12 vs. HOU

MLB DISABLED LIST HISTORY

2015	RIGHT KNEE INFLAMMATION (JULY 20-AUGUST 4)
2014	RIGHT ANKLE SPRAIN (MAY 25-JUNE 13) LEFT KNEE SURGERY (APRIL 6-MAY 14)
2013	LEFT OBLIQUE STRAIN (MAY 30-JUNE 14)

HONORS AND AWARDS

2008	PACIFIC COAST LEAGUE MIDSEASON ALL-STAR
2007	SOUTHERN LEAGUE PLAYER OF THE WEEK (JUNE 11-17) SOUTHERN LEAGUE PLAYER OF THE WEEK (AUG. 27-SEPT. 3)

- Started and hit safely in all four games of NLDS against St. Louis, batting .538 (7x13) with one double, one home run and two RBI. In Game One, went 4x5 with three runs scored, one home run and two RBI to tie a Dodgers' single-game postseason record for hits.
- Tied career-high with 52 RBI in 2013 with Los Angeles.
- Hit in career-best nine straight games from June 2-July 10, hitting .385 (15x39).
- On July 22 at Toronto, recorded career highs in hits (four) and RBI (five). Finished contest 4x6 with three runs scored and one home run.
- In 10 games during Dodgers' playoff run, hit .323 (10x31) with four doubles, one triple, one home run and three RBI. Started all 10 games at catcher.
- Recorded highest postseason batting average and slugging percentage (.613) for a catcher in Club history.
- In first full season as starter, set career highs in games (133), at-bats (423), runs (44), hits (114), doubles (20), home runs (13) and RBI (52) in 2012.



- Drove in at-least one run in six consecutive games from Sept. 23-30, marking a career-best run. Hit .391 (9x23) with three doubles, one home run and eight RBI over streak.
- Led team with three walk-off RBI, including a bases-loaded walk (May 18 vs. St. Louis), an RBI single (Sept. 3 vs. San Diego) and first walk-off homer of career, a three-run shot on May 26 vs. Houston.
- Hit first grand slam of career with an eighth-inning shot off Rockies reliever Will Harris on Aug. 29 at Colorado.
- Voted by teammates and coaches as winner of seventh annual Roy Campanella Award, which is given to the Dodger player who best exemplifies the spirit and leadership of the Hall of Fame catcher. Was second catcher to win award as "most inspirational Dodger," joining Russell Martin (2007).
- Made first career Opening Day roster in **2011**.
- Connected for first Major League home run on Aug. 24 at Busch Stadium, off Jaime Garcia.
- Appeared in eight games with Los Angeles in **2009**, collecting first Major League hit in season finale, October 4 vs. Colorado (off Jason Marquis).
- Made four appearances with Dodgers in **2008** after having contract selected on Sept. 3.
- Made Major League debut as defensive replacement on Sept. 15 at Pittsburgh.

MINOR LEAGUE CAREER HIGHLIGHTS

- In **2009**, led all full-season Dodgers farmhands with .438 on-base percentage for Triple-A Albuquerque.
- Drew more walks (64) than strikeouts (44).

- Named to **2008** Pacific Coast League Midseason All-Star team in debut season at Triple-A level. Led organization in on-base percentage with a .436 mark.
- With Double-A Jacksonville in **2007**, earned Southern League Player of the Week honors twice; June 11-17 and Aug. 27-Sept. 3.
- Following **2006** season at Jacksonville, played for Mesa in Arizona Fall League. Hit .346 (18x52) with two home runs and nine RBI in 17 games.
- Made professional debut in **2003**, appearing in three games for Single-A South Georgia before being placed on disabled list with fractured left hand.

PERSONAL/MISCELLANEOUS

- Andrew James Ellis...he and his wife, Cindy, have two daughters, Ainsley and Audrey, and a son, Luke...participated in a community event and filmed a public service announcement as a part of the Los Angeles Dodgers Foundation's partnership with Vision to Learn, a non-profit organization which provides free eye exams and free eyeglasses to elementary school students in low-income communities throughout the Greater Los Angeles area...has penned guest columns for Los Angeles Times, ESPN.com and The Players Tribune...read to schoolchildren in Read Across America Day event in Glendale, Arizona during Spring Training in March 2011 and 2012...in 2010, played various games at Sports Authority in Burbank with disadvantaged youth from Optimist Youth Homes and Family Services...his brother Josh was a pitcher in the Diamondbacks' system.

ELLIS'S BATTING HISTORY

YEAR CLUB	AVG.	G	AB	R	H	2B	3B	HR	RBI	SH	SF	HBP	BB	SO	SB	CS	OPB	SLG	E
2003 SOUTH GEORGIA	.000	3	6	0	0	0	0	0	0	0	0	1	0	0	0	1	.143	.000	1
2004 VERO BEACH	.219	40	114	15	25	4	0	2	22	1	1	1	24	20	1	0	.357	.307	2
2005 VERO BEACH	.256	57	176	27	45	8	0	3	22	1	1	6	22	26	1	3	.356	.352	5
2006 JACKSONVILLE	.250	81	252	34	63	9	1	0	21	3	3	3	53	53	2	0	.383	.294	5
2007 JACKSONVILLE	.269	109	357	59	96	22	2	8	57	1	4	8	60	61	1	4	.382	.409	6
2008 LAS VEGAS	.321	84	274	44	88	17	4	4	59	2	3	8	50	44	0	2	.436	.456	3
DODGERS	.000	4	3	1	0	0	0	0	0	0	0	0	0	2	0	0	.000	.000	0
2009 ALBUQUERQUE	.314	90	283	48	89	13	2	0	39	4	6	3	64	44	2	2	.438	.375	6
DODGERS	.100	8	10	0	1	0	0	0	1	0	0	0	1	0	0	0	.100	.100	0
2010 ALBUQUERQUE	.262	18	61	11	16	5	1	0	7	1	0	1	13	12	1	0	.400	.377	1
DODGERS	.278	44	108	6	30	5	0	0	16	4	1	1	14	18	0	0	.363	.324	1
2011 ALBUQUERQUE	.304	59	184	36	56	15	0	2	28	6	1	7	50	23	0	1	.467	.418	0
DODGERS	.271	31	85	8	23	1	1	2	11	1	0	3	14	16	0	1	.392	.376	3
2012 DODGERS	.270	133	423	44	114	20	1	13	52	6	4	7	65	107	0	0	.373	.414	6
2013 RANCHO CUCA	.000	2	7	0	0	0	0	0	0	0	0	0	0	3	0	0	.000	.000	0
DODGERS	.238	115	390	43	93	17	1	10	52	4	6	3	45	78	0	2	.318	.364	3
2014 ALBUQUERQUE	.400	2	5	1	2	0	0	1	2	0	0	0	1	1	0	1	.500	1.000	0
DODGERS	.191	93	283	21	54	9	0	3	25	3	4	4	53	57	0	0	.323	.254	4
2015 DODGERS	.238	63	181	24	43	9	0	7	21	3	0	1	32	38	0	0	.355	.403	0
2016 DODGERS	.194	53	139	8	27	5	0	1	13	3	1	2	16	24	1	1	.285	.252	1
PHILADELPHIA	.313	11	32	3	10	3	0	1	9	0	0	0	3	7	1	0	.371	.500	0
MILB TOTALS	.279	545	1719	275	480	93	10	20	257	19	19	38	337	287	8	14	.405	.380	32
MLB TOTALS	.239	555	1654	158	395	69	3	37	200	24	16	21	242	348	2	4	.340	.351	15



ELLIS'S POSTSEASON HISTORY

YEAR	CLUB	SERIES	AVG.	G	AB	R	H	2B	3B	HR	RBI	SH	SF	HBP	BB	SO	SB	CS	OBP	SLG	E
2013	LA/ATL	NLDS	.333	4	12	2	4	2	0	0	1	1	0	1	2	4	0	0	.467	.500	0
	LA/STL	NLCS	.316	6	19	1	6	2	1	1	2	0	0	0	1	2	0	0	.350	.684	1
2014	LA/STL	NLDS	.538	4	13	4	7	1	0	1	2	0	0	0	4	1	0	0	.647	.846	0
2015	LA/NYM	NLDS	.250	3	8	0	2	0	0	0	0	0	0	0	0	2	0	0	.250	.250	0
DIVISION SERIES			.394	11	33	6	13	3	0	1	3	1	0	1	6	7	0	0	.500	.576	0
CHAMPIONSHIP SERIES			.316	6	19	1	6	2	1	1	2	0	0	0	1	2	0	0	.350	.684	1
TOTALS			.365	17	52	7	19	5	1	2	5	1	0	1	7	9	0	0	.450	.615	1

CAREER TRANSACTIONS

- 2016:** Signed by Miami as free agent on December 10
 Acquired by Philadelphia from Dodgers with RHP Tommy Bergjans and player to be named later in exchange for C Carlos Ruiz and cash on August 25
- 2003:** Selected by Los Angeles in 18th round of First-Year Player Draft; signed by Dodgers' scout Marty Lamb

MARLINS NOTES

TOP HOME RUN MONTHS IN MARLINS HISTORY

PLAYER	MONTH	HR	PLAYER	MONTH	HR
GIANCARLO STANTON	JUNE 2015	12	JEFF CONINE	JUNE 1995	9
GIANCARLO STANTON	MAY 2012	12	GARY SHEFFIELD	SEPTEMBER 1995	9
DAN UGGLA	MAY 2008	12	GIANCARLO STANTON	AUGUST 2015	8
GARY SHEFFIELD	APRIL 1996	11	GIANCARLO STANTON	MAY 2015	8
GIANCARLO STANTON	AUGUST 2012	10	GIANCARLO STANTON	APRIL 2015	8
HANLEY RAMIREZ	JUNE 2008	10	GIANCARLO STANTON	JULY 2011	8
CODY ROSS	MAY 2008	10	GIANCARLO STANTON	SEPTEMBER 2010	8
CLIFF FLOYD	APRIL 2002	10	DAN UGGLA	JULY 2010	8
GARY SHEFFIELD	SEPTEMBER 1995	10	DAN UGGLA	SEPTEMBER 2009	8
GARY SHEFFIELD	APRIL 1994	10	HANLEY RAMIREZ	APRIL 2008	8
JUSTIN BOUR	SEPTEMBER 2015	9	MIGUEL CABRERA	JULY 2007	8
GIANCARLO STANTON	MAY 2015	9	CARLOS DELGADO	MAY 2005	8
GIANCARLO STANTON	MAY 2011	9	MIKE LOWELL	MAY 2003	8
MIGUEL CABRERA	APRIL 2004	9	MIKE LOWELL	APRIL 2003	8
HEE-SEOP CHOI	APRIL 2004	9	MIKE LOWELL	SEPTEMBER 2002	8
MIKE LOWELL	JUNE 2003	9	DERRICK LEE	JUNE 2002	8
CLIFF FLOYD	MAY 2001	9	DERRICK LEE	JUNE 2000	8
CHARLES JOHNSON	APRIL 2001	9	CLIFF FLOYD	APRIL 1998	8
PRESTON WILSON	SEPTEMBER 2000	9	MOISES ALOU	APRIL 1997	8
PRESTON WILSON	MAY 2000	9	JEFF CONINE	MAY 1995	8
GARY SHEFFIELD	AUGUST 1996	9	ORESTES DESTRADE	AUGUST 1993	8



67 JAKE ESCH

PITCHER HT 6'3" WT 206 | BATS RIGHT THROWS RIGHT

MLB SERVICE 33 DAYS | MLB DEBUT AUGUST 31, 2016 AT METS | BIRTHPLACE ST. PAUL, MN
 BORN MARCH 27, 1990 | OPENING DAY AGE 27 | CONTRACT STATUS SIGNED THROUGH 2017
 ACQUIRED SELECTED IN TENTH ROUND OF 2011 FIRST-YEAR PLAYER DRAFT

2016 SUMMARY

- Combined on 12-1 record with one shutout and 4.41 ERA (155.0 ip/76 er) in sixth professional season, seeing time at Double-A Jacksonville, Triple-A New Orleans and Miami.
- Established professional highs in starts (29), innings pitched and strikeouts (106).
- Began campaign with Jacksonville, compiling a 10-9 record and 4.03 ERA (118.1/53) over 22 starts.
- Received decision in each of first 10 starts, going 6-4 in that span.
- Earned win in season opener, April 7 vs. Birmingham, surrendering one run and three hits while walking one, hitting one batter and striking out seven over 6.0 innings.
- Tossed season-high 7.0 innings on May 14 vs. Montgomery. Allowed three runs on five hits and two walks with two strikeouts in loss. Equaled inning total in back-to-back starts on July 3 vs. Tennessee and July 8 at Biloxi.
- Pitched considerably better at home than on road, going 7-3 with 3.14 ERA (63.0/22) in 11 starts at home and 3-6 with 5.04 ERA (55.1/31) in 11 outings on road.
- Promoted to New Orleans on August 9 and made first start that night in second game of doubleheader against Memphis. Earned win after holding Redbirds scoreless in 7.0 inning shutout, allowing five hits and a walk with two strikeouts.
- Also reached 7.0 innings on Aug. 20 vs. Oklahoma City. Limited Dodgers to two runs on four hits and a walk while striking out seven in second win with Zephyrs.
- Recalled by Miami on Aug. 31 and made Major League debut that night at Citi Field against Mets. In first career start, surrendered two runs on seven hits while walking three and striking out two over 4.1 innings.
- In second start, Sept. 5 vs. Philadelphia, allowed three runs on three hits with two walks and six strikeouts over 5.0 innings.
- In final start, Sept. 13 at Atlanta, recorded first career hit with infield single to shortstop off Matt Wisler in third inning.

MINOR LEAGUE CAREER HIGHLIGHTS

- Pitched for Rookie-level GCL Marlins (two starts), Double-A Jacksonville (15) and Triple-A New Orleans (six), going 8-8 with a 3.72 ERA (123.1 ip/51 er) in 23 combined starts in **2015**.
- Tied for third among Marlins Minor Leaguers in wins and ranked fifth in ERA.
- Named a Southern League Midseason All-Star after he went 5-4 with a 3.65 ERA (69.0/28) in his first 12 starts with Jacksonville.
- After season, made six starts for the Mesa Solar Sox of the Arizona Fall League, going 1-1 with a 4.58 ERA (19.2/10).
- In **2014** with Jupiter, posted a 4.05 ERA (61 er) that was eighth-lowest among Marlins farmhands.
- Missed time from April 21-28 while on the seven-day disabled list (right middle finger infection).

CAREER BESTS

INNINGS PITCHED.....	5.0 — 9/5/16 vs. PHI
STRIKEOUTS.....	6 — 9/5/16 vs. PHI
LAST COMPLETE GAME.....	—
LAST SHUTOUT.....	—
LOW-HIT COMPLETE GAME.....	—
SCORELESS IP.....	6.1 — 8/31/16 to 9/5/16
WIN STREAK.....	—
LOSS STREAK.....	—

MLB DISABLED LIST HISTORY

NONE

HONORS AND AWARDS

2016.....	SOUTHERN LEAGUE MIDSEASON ALL-STAR
2015.....	SOUTHERN LEAGUE MIDSEASON ALL-STAR

- Did not allow an earned run in each of his first four outings (three starts) of **2013**, covering 16.0 innings, as he pitched the entire season with Jupiter.
- Spent time on the seven-day disabled list (right biceps tendinitis) from April 23-May 17.
- Split **2012** season between Single-A Jamestown (10 app./two starts) and Single-A Greensboro (six app./four starts), going a combined 4-3 with a 3.15 ERA (68.2/24) and one save (two opp.).
- Went 1-2 with a 1.54 ERA (35.0/6) in six combined starts compared to 3-1 with one save and 4.81 ERA (33.2/18) in 10 relief outings.
- Began his first professional season with the GCL Marlins as a reliever in **2011** and was promoted to Jamestown on August 6.

PERSONAL/MISCELLANEOUS

- Jacob Otto Esch...spent three years at Georgia Tech as a pitcher and infielder...posted a 4.13 ERA (24.0 ip/11 er) with two saves in 20 career appearances...had a career .304 (144x474) batting average with 29 doubles, nine home runs and 79 RBI...named to the 2010 NCAA Atlanta All-Regional Team as a sophomore...graduated in 2008 from Cretin-Derham Hall High School (St. Paul, MN), the same school Minnesota Twins first baseman Joe Mauer attended, and led the baseball team to the 2007 state title.



ESCH'S PITCHING HISTORY

YEAR	CLUB	W-L	ERA	G	GS	CG	SHO	SV	SVO	IP	H	R	ER	HR	HB	BB	SO	WP	BK
2011	GCL MARLINS	2-0	1.29	4	0	0	0	0	1	7.0	4	1	1	0	3	2	6	0	0
	JAMESTOWN	1-1	4.63	8	0	0	0	0	1	11.2	13	10	6	0	0	6	11	1	0
2012	JAMESTOWN	3-0	3.16	10	2	0	0	1	1	37.0	31	15	13	3	1	13	27	2	0
	GREENSBORO	1-3	3.13	6	4	0	0	0	1	31.2	27	15	11	1	0	11	26	2	0
2013	JUPITER	2-10	4.69	23	19	0	0	0	0	94.0	99	57	49	5	7	38	57	3	0
2014	JUPITER	6-6	4.05	25	24	1	0	0	0	135.2	147	73	61	7	5	34	105	5	0
2015	JACKSONVILLE	6-5	3.48	15	15	0	0	0	0	85.1	69	34	33	5	2	33	68	1	0
	GCL MARLINS	1-0	0.00	2	2	0	0	0	0	8.0	2	0	0	0	1	1	7	0	0
	NEW ORLEANS	1-3	5.40	6	6	0	0	0	0	30.0	41	20	18	3	2	9	20	0	0
2016	JACKSONVILLE	10-9	4.03	22	22	0	0	0	0	118.1	117	53	53	8	5	37	82	2	1
	NEW ORLEANS	2-1	5.70	4	4	1	1	0	0	23.2	26	15	15	2	1	9	14	0	0
	MIAMI	0-1	5.54	3	3	0	0	0	0	13.0	17	8	8	4	1	6	10	0	0
	MILB TOTALS	35-38	4.02	125	98	2	1	1	4	582.1	576	293	260	34	27	193	423	16	1

BATTING HISTORY

YEAR	CLUB	AVG.	G	AB	R	H	2B	3B	HR	RBI	SH	SF	HBP	BB	SO	SB	CS	OPB	SLG	E
2016	MIAMI	.200	3	5	1	1	0	0	0	0	0	0	0	0	2	0	0	.200	.200	0

CAREER TRANSACTIONS

2011: Selected by Florida in 11th round of First-Year Player Draft; signed by Marlins' scout Carmen Carcone



- Courtesy Denis Bancroft 2016

FRONT OFFICE

FIELD STAFF

PLAYERS

2016 IN REVIEW

CLUB HISTORY

POSTSEASON HISTORY

PLAYER DEVELOPMENT

2017 OPPONENTS

GENERAL INFORMATION



57 STEPHEN FIFE

PITCHER HT 6'2" WT 226 | BATS RIGHT THROWS RIGHT

MLB SERVICE 1 YEAR, 10 DAYS | MLB DEBUT JULY 17, 2012 VS. PHILADELPHIA (W/LAD) | BIRTHPLACE BOISE, ID

BORN OCTOBER 4, 1986 | OPENING DAY AGE 30 | CONTRACT STATUS SIGNED THROUGH 2017

ACQUIRED SIGNED AS MINOR LEAGUE FREE AGENT ON DECEMBER 9, 2016

2016 SUMMARY

- In first season back from Tommy John surgery, combined to go 0-2 with 4.58 ERA (35.1 ip/18 er) between Rookie-level Arizona League Cubs and Triple-A Iowa Cubs.
- Made two starts for Iowa prior to landing on seven-day disabled list on April 14 with left hip strain.
- In first start, April 8 at Round Rock, took loss after surrendering four runs on five hits and three walks over 3.0 innings.
- Held New Orleans scoreless on two hits over 4.1 innings in final start prior to first DL stint.
- Reinstated from DL on May 23, making start that night against El Paso. Allowed just two hits over 4.0 scoreless innings before being placed back on DL with left oblique strain suffered during start.
- In three rehab starts with AZL Cubs, had no record and 4.50 ERA (8.0/4).
- Reinstated from DL on August 17 and made start that day at Sacramento. Allowed three runs on five hits with a walk and four strikeouts over 4.0 innings.
- Of seven starts with Iowa, four were scoreless.
- Following season, pitched in both Dominican and Venezuelan winter leagues.
- Made five starts for Estrellas in DWL, going 1-1 with 4.64 ERA (21.1/11).
- In three starts for Aguilas del Zulia in Venezuela, went 1-1 with 3.65 ERA (12.1/5).

MAJOR LEAGUE CAREER HIGHLIGHTS

- Missed entire **2015** season recovering from Tommy John surgery. Surgery was performed by Dr. Neal ElAttrache in Los Angeles on August 13, 2014.
- Last Major League appearance was May 4, **2014** start at Miami. Allowed four runs on seven hits in 6.0 innings.
- Appeared in 12 games (10 starts) with Dodgers in **2013**, going 4-4 with 3.04 ERA (53.1/18) as starter and 0-0 with 12.60 ERA (5.0/7) as reliever.
- Had two stints on 15-day disabled list, both with right shoulder bursitis: April 22-May 30 and July 7-Aug. 4.
- Earned first Major League win on June 3 vs. San Diego, surrendering one run on five hits over 5.1 innings.
- Prior to second DL stint, tossed career high 7.0 innings against Philadelphia on June 30.
- Made five starts over three stints with Dodgers in **2012**, including Major League debut on July 17 vs. Philadelphia. Allowed four hits, three walks and one run over 6.0 innings, while striking out one.
- Struck out career-best nine on Sept. 16 vs. St. Louis.

CAREER BESTS

INNINGS PITCHED.....	7.0 — 6/30/13 vs. PHI
STRIKEOUTS.....	9 — 9/16/12 vs. STL
LAST COMPLETE GAME.....	—
LAST SHUTOUT.....	—
LOW-HIT COMPLETE GAME.....	—
SCORELESS IP.....	8.0 — 6/30/13 to 7/6/13
WIN STREAK.....	2 — 6/25/13 to 6/30/13
LOSS STREAK.....	2 (2x) — LAST, 6/8/13 to 6/20/13

MLB DISABLED LIST HISTORY

2014.....	RIGHT ELBOW STRAIN (SEPTEMBER 16-SEASON)
2013.....	RIGHT SHOULDER BURSTITIS (JULY 7-AUGUST 4) RIGHT SHOULDER BURSTITIS (APRIL 22-MAY 30)

HONORS AND AWARDS

2011.....	EASTERN LEAGUE MIDSEASON ALL-STAR EASTERN LEAGUE PITCHER OF THE WEEK (JUNE 6-12)
2010.....	EASTERN LEAGUE MIDSEASON ALL-STAR EASTERN LEAGUE PITCHER OF THE WEEK (AUG. 30-SEPT. 6)

MINOR LEAGUE CAREER HIGHLIGHTS

- In **2011**, combined to go 14-4 with 3.74 ERA in 25 games between Double-A Chattanooga and Double-A Portland.
- Set career bests in wins, innings pitched (137.0) and strikeouts (95).
- Named to Eastern League Midseason All-Star team with Portland after tying for league lead with 10 wins prior to break.
- Earned Eastern League Pitcher of the Week for June 13 after taking no-hitter into seventh inning vs. Richmond on June 7.
- Prior to being traded, led all Red Sox farmhands with 11 wins.
- Traded to Dodgers with C Tim Federowicz and RHP Juan Rodriguez on July 31.
- Following season, pitched for Salt River Rafters in Arizona Fall League, going 1-6 with 8.06 ERA (25.2/23) in eight starts.
- Led Portland in wins (8), starts (26) and innings pitched (136.1) in **2010**.



- Honored as Eastern League Midseason All-Star after posting 5-2 record and 3.83 ERA (87.0/37) prior to break.
- Named Eastern League Pitcher of the Week for August 30-September 6 after going 2-0 with 1.64 ERA (11.0/2) in two starts.
- Began professional career in **2008** with Single-A Lowell, going 1-1 with 2.33 ERA in 14 appearances.

PERSONAL/MISCELLANEOUS

- Stephen J. Fife...married to Alyssa...played in the 1999 Little League World Series...played two seasons (2007-08) of college baseball at University of Utah and one at Everett Community College in Washington (2006)...went 7-5 with a 3.72 ERA in 15 starts for the University of Utah as a junior in 2008, leading the team in wins, starts, innings and strikeouts...father, Chris, played collegiate football at University of Hawaii.

FIFE'S PITCHING HISTORY

YEAR	CLUB	W-L	ERA	G	GS	CG	SHO	SV	SVO	IP	H	R	ER	HR	HB	BB	SO	WP	BK
2008	LOWELL	1-1	2.33	14	0	0	0	2	4	38.2	28	14	10	1	4	11	41	7	0
2009	GREENVILLE	0-3	2.70	8	8	0	0	0	0	36.2	32	13	11	1	0	4	35	3	0
	SALEM	3-2	4.44	10	10	0	0	0	0	50.2	58	28	25	7	2	10	51	1	0
2010	PORTLAND	8-6	4.75	26	26	0	0	0	0	136.1	144	84	72	11	5	46	82	6	4
	PORTLAND	11-4	3.66	19	18	0	0	0	0	103.1	107	47	42	7	6	37	70	4	0
2011	CHATTANOOGA	3-0	4.01	6	6	0	0	0	0	33.2	36	18	15	2	1	15	25	0	0
	ALBUQUERQUE	11-7	4.66	25	24	0	0	0	0	135.1	157	85	70	13	10	44	93	10	1
2012	DODGERS	0-2	2.70	5	5	0	0	0	0	26.2	25	8	8	2	2	12	20	4	0
	RANCHO CUCA.	0-1	6.75	1	1	0	0	0	0	4.0	6	4	3	1	0	1	3	0	0
2013	ALBUQUERQUE	2-4	6.03	10	8	0	0	0	0	37.1	46	31	25	3	4	21	33	4	0
	DODGERS	4-4	3.86	12	10	0	0	0	0	58.1	69	29	25	7	5	20	45	6	0
2014	DODGERS	0-0	6.00	1	1	0	0	0	0	6.0	7	4	4	3	1	1	5	0	0
	AZL DODGERS	0-0	1.50	1	1	0	0	0	0	6.0	3	1	1	1	0	0	5	0	0
2014	ALBUQUERQUE	2-2	7.01	11	9	0	0	0	0	43.2	65	35	34	2	2	15	27	3	0
	2015	--- INJURED - DID NOT PLAY ---																	
2016	AZL CUBS	0-0	4.50	3	3	0	0	0	0	8.0	9	5	4	0	1	3	5	0	0
	IOWA	0-2	4.61	7	7	0	0	0	0	27.1	28	14	14	1	1	10	25	1	0
MILB TOTALS		41-32	4.44	141	121	0	0	2	4	661.0	719	379	326	50	36	217	495	39	5
MLB TOTALS		4-6	3.66	18	16	0	0	0	0	91.0	101	41	37	12	8	33	70	10	0

BATTING HISTORY

YEAR	CLUB	AVG.	G	AB	R	H	2B	3B	HR	RBI	SH	SF	HBP	BB	SO	SB	CS	OPB	SLG	E
2014	DODGERS	.000	1	3	0	0	0	0	0	0	0	0	0	0	1	0	0	.000	.000	0
MLB TOTALS		.111	17	27	1	3	1	0	0	0	1	0	0	1	15	0	0	.143	.148	0

CAREER TRANSACTIONS

- 2016:** Signed by Miami as Minor League free agent on December 9
- 2015:** Signed by Cubs as Minor League free agent on Dec. 12
- 2011:** Acquired by Dodgers along with C Tim Federowicz and RHP Juan Rodriguez from Boston in exchange for OF Trayvon Robinson on July 31
- 2008:** Selected by Boston in third round of First-Year Player Draft; signed by Red Sox scout Carl Moesche



FROM OFFICE
FIELD
PLAYERS
2016 REVIEW
CAREER HISTORY
PROFESSIONAL HISTORY
CAREER DEVELOPMENT
TEAM AFFILIATIONS
GENERAL INFORMATION



79 ISAAC GALLOWAY

OUTFIELD HT 6'1" WT 202 | BATS RIGHT THROWS RIGHT

MLB SERVICE NONE | BIRTHPLACE POMONA, CA

BORN OCTOBER 10, 1989 | OPENING DAY AGE 27 | CONTRACT STATUS SIGNED THROUGH 2017

ACQUIRED: SELECTED IN EIGHTH ROUND OF 2008 FIRST-YEAR PLAYER DRAFT

2016 SUMMARY

- In first full season at Triple-A level, hit .254 (112x441) with 19 doubles, two triples, 10 home runs and 38 RBI in 129 games.
- Led team in games played and stolen bases (31) and was tied for second in runs scored (61) and hits.
- Ranked fourth among all Marlins Minor Leaguers in stolen bases and fourth in Pacific Coast League.
- Recorded season-highs with three hits and two RBI on April 18 vs. Omaha, going 3x4 with a home run. Equalled hit total on June 15 at Round Rock.
- Tied career high with season-long 10-game hitting streak from July 26-August 5, batting .438 (14x32) with four doubles, one home run and five RBI. Also had nine-game streak from June 25-July 7.

MAJOR LEAGUE CAREER HIGHLIGHTS

- Made career-high 131 appearances between Double-A Jacksonville and Triple-A New Orleans in **2015**.
- Led Zephyrs with seven triples, ranked second in games played (123), at-bats (441) and hits (110), and ranked third in runs scored (45), home runs (7) and RBI (42).
- From August 16-29, **2014**, tied a career-best by hitting safely in 10 consecutive games.
- Split **2013** between Single-A Jupiter and Double-A Jacksonville, batting .243 (118x486) with 29 doubles, five triples, seven home

HONORS AND AWARDS

2013..... FLORIDA STATE LEAGUE MIDSEASON ALL-STAR

- runs and 54 RBI. Earned Florida State League Midseason All-Star honors after finishing first half with .295 (74x251) average with 20 doubles, four triples, four home runs and 30 RBI.
- Established career highs in hits, doubles and stolen bases (31), while tying career high with 54 RBI.
- Recorded career-long 10-game hitting streak to open season (April 4-14), batting .372 (16x43).
- Appeared in just 39 games with Jupiter in **2012**, missing most of season with a broken elbow.
- In **2011**, established career highs with 56 runs, 16 home runs and 54 RBI over 110 games while with Single-A Greensboro.
- Missed time in **2010** after suffering lacerated kidney in outfield collision.

PERSONAL/MISCELLANEOUS

- Isaac Galloway...both father, Isaac Galloway III (Phillies), and grandfather, Isaac Galloway II (Orioles), played professional baseball...signed letter of intent to play baseball at San Diego State following graduation from Los Osos (CA) High School in Rancho Cucamonga.

GALLOWAY'S PLAYING HISTORY

YEAR CLUB	AVG.	G	AB	R	H	2B	3B	HR	RBI	SH	SF	HBP	BB	SO	SB	CS	OPB	SLG	E
2008 GCL MARLINS	.286	48	199	29	57	13	5	1	23	3	3	2	4	33	4	2	.303	.417	3
2009 GREENSBORO	.268	83	340	44	91	24	3	3	30	1	4	2	12	89	15	9	.293	.382	5
2010 JUPITER	.200	30	100	9	20	3	3	0	6	0	0	3	5	21	4	3	.259	.290	2
2011 GREENSBORO	.241	110	431	56	104	26	1	16	54	4	2	3	14	119	17	9	.269	.418	1
2012 JUPITER	.223	39	139	15	31	7	0	2	13	1	1	1	3	48	2	0	.243	.317	1
2013 JUPITER	.271	89	347	39	94	24	4	5	40	5	5	3	12	73	26	11	.297	.406	5
JACKSONVILLE	.173	37	139	10	24	5	1	2	14	3	0	0	7	48	5	3	.212	.266	0
2014 JACKSONVILLE	.217	110	314	38	68	11	6	4	39	3	4	2	15	109	8	2	.254	.328	2
2015 JACKSONVILLE	.185	8	27	2	5	1	1	0	0	1	0	0	0	6	1	0	.185	.296	0
NEW ORLEANS	.249	123	441	45	110	13	7	7	42	6	4	1	18	105	14	9	.278	.358	6
2016 NEW ORLEANS	.254	129	441	61	112	19	2	10	38	5	2	5	33	112	31	10	.312	.374	2
MILB TOTALS	.245	806	2918	348	716	146	33	50	299	32	25	22	123	763	127	58	.279	.369	27

CAREER TRANSACTIONS

2008: Selected by Florida in eighth round of First-Year Player Draft; signed by Marlins' scout Robby Corsaro





66 JARLIN GARCÍA

PITCHER HT 6'3" WT 217 | BATS LEFT THROWS LEFT

MLB SERVICE 4 DAYS | BIRTHPLACE SANTO DOMINGO, DOM

BORN JANUARY 18, 1993 | OPENING DAY AGE 24 | CONTRACT STATUS SIGNED THROUGH 2017

ACQUIRED SIGNED AS INTERNATIONAL FREE AGENT ON AUGUST 13, 2010

2016 SUMMARY

- Made just 17 appearances, 12 starts, after missing significant time with a left triceps strain.
- Began season at Double-A Jacksonville and went 1-3 with a 4.54 ERA (39.2 ip/20 er) in nine starts prior to going on seven-day disabled list on May 29.
- Made first start of season on April 8 vs. Birmingham, allowing one run on three hits with a walk and three strikeouts over 4.0 innings.
- In next start, April 13 at Pensacola, held Blue Wahoos scoreless on just one hit and two walks over 5.2 innings. Struck out season-high six in outing.
- Following that start, allowed 17 runs (15 earned) over next four outings, going 0-2 with 6.64 ERA (20.1/15).
- Earned first win on May 10 at Biloxi, tossing 5.2 scoreless innings, allowing four hits and two walks while striking out four.
- Made three rehab starts with GCL Marlins, allowing one hit over 4.0 scoreless innings.
- Upon reinstatement from DL, transferred to Single-A Jupiter. Finished season in Hammerheads bullpen, pitching to 1.29 ERA (7.0/1) in five appearances.
- Following season, pitched for Mesa Solar Sox in Arizona Fall League. Went 0-1 with 4.97 ERA (12.2/7) in nine appearances.
- Made 10 appearances for Toros del Este in Dominican Winter League, allowing just one run in 8.0 innings.

HONORS AND AWARDS

2015 FLORIDA STATE LEAGUE MIDSEASON ALL-STAR

MINOR LEAGUE CAREER HIGHLIGHTS

- Went 4-8 with a 3.57 ERA (133.2 ip/53 er) in 25 combined starts between Single-A Jupiter (18 starts) and Double-A Jacksonville in **2015**.
- Seven-game winning streak over eight starts from May 22-July 1 highlighted a **2014** campaign in which he went 10-5 with a 4.38 ERA.
- Set career high with nine strikeouts on May 22 at Rome.
- Did not debut in **2013** until June 19 at Auburn, allowing four runs in 2.0 innings.
- Had a 4.03 ERA through first 12 starts; lowered to 3.10 over final five starts of season, when he went 1-2, 1.44 (25.0/4) and had four scoreless outings.
- Appeared in 12 games for GCL Marlins in **2012**, his first season stateside, going 1-2, 4.01 (24.2/11) in eight relief appearances and 0-1, 2.93 (15.1/5) in four starts.
- Made pro debut with Dominican Summer League Marlins in **2011**, going 2-0 with one save and a 1.59 ERA (17.0/3) in six relief outings, and 3-5, 4.11 (35.0/16) in eight starts.

PERSONAL/MISCELLANEOUS

- Jarlin Enmanuel García.

GARCÍA'S PITCHING HISTORY

YEAR	CLUB	W-L	ERA	G	GS	CG	SHO	SV	SVO	IP	H	R	ER	HR	HB	BB	SO	WP	BK
2011	DSL MARLINS	5-5	3.29	14	8	0	0	1	2	52.0	47	22	19	3	3	12	46	9	1
2012	GCL MARLINS	1-3	3.60	12	4	0	0	0	2	40.0	38	32	16	2	6	14	32	2	0
2013	BATAVIA	2-3	3.10	15	15	0	0	0	0	69.2	58	31	24	7	2	18	74	4	2
2014	GREENSBORO	10-5	4.38	25	25	0	0	0	0	133.2	152	78	65	13	5	21	111	8	0
2015	JUPITER	3-5	3.06	18	18	1	1	0	0	97.0	96	40	33	4	2	23	69	4	1
	JACKSONVILLE	1-3	4.91	7	7	0	0	0	0	36.2	38	24	20	4	0	17	35	2	0
2016	JACKSONVILLE	1-3	4.54	9	9	0	0	0	0	39.2	38	22	20	4	2	11	27	2	0
	GCL MARLINS	0-0	0.00	3	3	0	0	0	0	4.0	1	0	0	0	0	0	6	0	0
	JUPITER	0-0	1.29	5	0	0	0	0	0	7.0	4	1	1	1	0	1	5	1	0
	MLB TOTALS	23-27	3.72	108	89	1	1	1	4	479.2	472	250	198	38	20	117	405	32	4

CAREER TRANSACTIONS

2010: Signed as an International free agent on August 13; signed by Marlins' scouts Albert Gonzalez and Sandy Nin



FRONT OFFICE | FIELDING | PLAYERS | 2016 REVIEW | CLUB HISTORY | PITCHING HISTORY | CAREER DEVELOPMENT | 2017 PROSPECTS | GENERAL INFORMATION



48 SEVERINO GONZALEZ

PITCHER HT 6'2" WT 203 | BATS RIGHT THROWS RIGHT

MLB SERVICE 127 DAYS | MLB DEBUT JULY 28, 2015 AT ST. LOUIS (W/PHI) | BIRTHPLACE SANTIAGO DE VERAGUAS, PAN

BORN SEPTEMBER 28, 1992 | OPENING DAY AGE 24 | CONTRACT STATUS SIGNED THROUGH 2017

ACQUIRED FROM PHILADELPHIA IN EXCHANGE FOR PLAYER TO BE NAMED LATER OR CASH ON JANUARY 24, 2017

2016 SUMMARY

- Combined on 3-3 record and 4.09 ERA (81.1 ip/37 er) in 48 appearances between Double-A Reading, Triple-A Lehigh Valley and Philadelphia.
- Began season at Reading prior to promotion to Lehigh Valley on April 16, making three scoreless appearances (5.0 ip).
- Made one appearance for Lehigh Valley before being sent back to Reading on April 17. Allowed one unearned run and two hits over 3.0 innings in lone outing.
- Following return to Reading, earned two wins and allowed just two runs over 5.2 innings before being promoted for last time on April 29.
- Earned first win on April 23 vs. New Hampshire, going 2.1 scoreless frames.
- Second win was in final appearance with Fightin' Phils, April 25 vs. Akron. Allowed just two hits over 1.2 innings.
- In second appearance after promotion to Lehigh Valley, tossed 4.0 shutout innings against Pawtucket on May 4, allowing five hits and a walk.
- After allowing just three runs over first 10 appearances of season, surrendered at-least one run in eight consecutive outings from May 10-June 8.
- Made only start of season in June 8 contest at Gwinnett, allowing three runs on five hits with no walks and three strikeouts over 4.0 innings.
- Tossed season-high 4.2 relief innings in next appearance, June 12 vs. Durham. Allowed just one hit and one walk while striking out six in scoreless effort.
- Had two stints with Phillies; June 17-July 10 and July 22 through remainder of season.
- In first stint with Philadelphia, allowed just five runs in 11 appearances (13.1 ip).
- Made first Major League relief appearance on June 17 vs. Arizona, going 1.2 scoreless innings.
- In second stint, was 1-1 with 6.95 ERA (22.0/17) over 16 appearances.
- On season, threw 2.0-or-more innings 18 times as reliever, including three outings of 4.0-or-more innings.

MAJOR LEAGUE CAREER HIGHLIGHTS

- Made seven starts over four stints with Phillies in 2015, including Major League debut on April 28 at St. Louis.
- On that day, combined with Carlos Ruiz to form first Panamanian-born battery to start a game in Major League history.
- At 22 years and 212 days, was youngest Phillies starter to make debut since Scott Mathieson in 2007 (22 years, 110 days).

CAREER BESTS

INNINGS PITCHED.....	5.2 – 7/9/15 at LAD
STRIKEOUTS.....	8 – 5/25/15 at NYM
LAST COMPLETE GAME.....	—
LAST SHUTOUT.....	—
LOW-HIT COMPLETE GAME.....	—
SCORELESS IP.....	4.2 – 7/2/16 to 7/9/16
WIN STREAK.....	2 – 5/3/15 to 5/25/15
LOSS STREAK.....	3 – 7/9/15 to 8/8/16

MLB DISABLED LIST HISTORY

NONE

MINOR LEAGUE CAREER HIGHLIGHTS

- Led Phillies Minor League system in starts (27) and innings pitched (158.2) in 2014 with Double-A Reading.
- Tied for Eastern League lead in starts, ranked second in inning and fourth in strikeouts (115).
- Recipient of Paul Owens Award as best pitcher in Phillies Minor League system in 2013, posting combined 7-5 record and 2.00 ERA (103.2/23) in 25 appearances (14 starts) between Single-A Clearwater, Single-A Lakewood and Reading.
- Named Phillies Minor League Pitcher of the Week for July 1-7 after going 2-0 with 3.18 ERA.
- Appeared for La Guaira in Venezuelan Winter League following season.
- In second season with Venezuelan Summer League Phillies in 2012, led VSL in ERA (1.65), strikeouts (86) and complete games (2), while tying for lead in starts (14). Also ranked tied for third in wins (7).
- Began professional career with VSL Phillies after signing with Phillies in 2011, going 1-1 with 2.11 ERA (42.2/10) in 17 appearances.

PERSONAL/MISCELLANEOUS

- Severino Yunier González Cruz.



GONZÁLEZ'S PITCHING HISTORY

YEAR	CLUB	W-L	ERA	G	GS	CG	SHO	SV	SVO	IP	H	R	ER	HR	HB	BB	SO	WP	BK
2011	VSL PHILLIES	1-1	2.11	17	0	0	0	1	3	42.2	36	13	10	0	5	3	29	2	0
2012	VSL PHILLIES	7-3	1.65	14	14	2	0	0	0	92.2	59	26	17	4	7	6	86	3	0
2013	LAKESWOOD	3-0	1.69	4	4	0	0	0	0	21.1	10	4	4	1	1	3	31	0	1
	CLEARWATER	3-5	2.02	20	9	0	0	0	1	75.2	66	23	17	4	2	19	82	2	0
	READING	1-0	2.70	1	1	0	0	0	0	6.2	8	2	2	0	0	0	6	0	0
2014	READING	9-13	4.59	27	27	0	0	0	0	158.2	169	89	81	23	9	34	115	3	1
2015	PHILADELPHIA	3-3	7.92	7	7	0	0	0	0	30.2	44	27	27	5	4	7	28	0	1
	LEHIGH VALLEY	2-7	5.11	16	16	0	0	0	0	88.0	106	54	50	8	5	18	45	3	0
2016	READING	2-0	1.69	6	0	0	0	0	2	10.2	9	2	2	0	0	2	9	0	0
	LEHIGH VALLEY	0-1	3.31	15	1	0	0	0	2	35.1	37	14	13	3	2	6	26	3	0
	PHILADELPHIA	1-2	5.60	27	0	0	0	0	0	35.1	40	22	22	4	1	7	34	0	1
MLB TOTALS		28-30	3.32	120	72	2	0	1	8	531.2	500	227	196	43	31	91	429	16	2
MLB TOTALS		4-5	6.68	34	7	0	0	0	0	66.0	84	49	49	9	5	14	62	0	2

BATTING HISTORY

YEAR	CLUB	AVG.	G	AB	R	H	2B	3B	HR	RBI	SH	SF	HBP	BB	SO	SB	CS	OPB	SLG	E
2016	PHILADELPHIA	.000	25	1	0	0	0	0	0	0	0	0	0	0	0	0	0	.000	.000	0
MLB TOTALS		.091	32	11	2	1	0	0	0	1	1	0	0	1	4	0	0	.167	.091	0

CAREER TRANSACTIONS

- 2017:** Acquired by Miami from Philadelphia in exchange for player to be named later or cash on January 24
- 2011:** Signed by Philadelphia as non-drafted free agent on April 27; signed by Phillies' scout Norman Anciani

MARLINS NOTES

PLAYERS TO LEAD LEAGUE IN HITS, AVERAGE AND SB (SINCE 1900)

PLAYER	TEAM/LG	YEAR	HITS	AVG	STOLEN BASES
TY COBB	DETROIT/AL	1907	212	.350	49
HONUS WAGNER	PITTSBURGH/NL	1908	201	.354	53
TY COBB	DETROIT/AL	1909	216	.377	76
TY COBB	DETROIT/AL	1911	248	.420	83
TY COBB	DETROIT/AL	1915	225	.383	55
GEORGE SISLER	ST. LOUIS/AL	1922	246	.420	51
SNUFFY STIRNWEISS	NEW YORK/AL	1945	195	.309	33
ICHIRO SUZUKI	SEATTLE/AL	2001	242	.350	56
JOSE ALTUVE	HOUSTON/AL	2014	225	.341	56
DEE GORDON	MIAMI/NL	2015	205	.333	58



9

DEE GORDON

INFIELD HT 5'11" WT 168 | BATS LEFT THROWS RIGHT

 MLB SERVICE 4 YEARS, 154 DAYS | MLB DEBUT JUNE 6, 2011 AT PHILADELPHIA (W/LAD) | BIRTHPLACE WINDERMERE, FL
 BORN APRIL 22, 1988 | OPENING DAY AGE 27 | CONTRACT STATUS SIGNED THROUGH 2020

ACQUIRED FROM DODGERS WITH RHP DAN HAREN, INF MIGUEL ROJAS AND CASH ON DECEMBER 10, 2014

2016 SUMMARY

- Hit .268 (87x325) with seven doubles, six triples, one home run and 14 RBI in 79 games with Miami. Missed 80 games after being found in violation of MLB's Joint Drug Prevention and Treatment Program.
- Finished season with 30 SB in 79 games; just sixth player since 1990 with at least 30 SB in 79 G or less, joining Trea Turner (also 2016), Emilio Bonifacio in 2012 with Marlins, Coco Crisp in 2010, Vince Coleman in 1991, and Alex Cole in 1990.
- On April 5 vs. Detroit, had first career game with three-or-more extra-base hits; doubled in sixth, tripled in eighth and doubled in ninth.
- According to *Elias*, was first-ever reigning batting champ with three extra-base hits in first game of next season.
- Followed Opening Day feat with three hits in second game of season, second of seven three-plus hit games.
- Worked 16-pitch at-bat against Jim Henderson in eighth inning on April 12 at Mets, marking longest at-bat in Club history. - *STATS LLC*
- Placed on restricted list on April 29 and was reinstated on July 28.
- Made nine rehab appearances at Triple-A New Orleans prior to reinstatement, recording nine hits in 35 at-bats (.257).
- Recorded 200th career stolen base on August 10 vs. San Francisco; has 88 stolen bases with Marlins, ranking eighth on Club's all-time list.
- Had 13th career game with three-or-more stolen bases on September 24; only Billy Hamilton (14) has more such games since start of 2011.
- Scored a run in career-long six consecutive games (nine total) from Aug. 3-9.
- Recorded season-long 10-game hitting streak from September 5-18, batting .313 (15x48) in that time.
- Led Majors with 14 stolen bases in September. Was just sixth Miami player (ninth time) to reach 14-or-more steals in a calendar month, joining Luis Castillo (19 in May 2000; 16 in August 1999), Juan Pierre (17 in July 2005; 16 in June 2003; 14 in July 2003), Emilio Bonifacio (16 in July 2011), Chuck Carr (16 in September 1993), and Hanley Ramirez (14 in August 2007).
- Only Billy Hamilton (19 in August & 16 in July) and Starling Marte (15 in July) had better months.
- Hit only home run of season to lead off Sept. 26 game against Mets, Miami's first game following death of José Fernández. Recorded season-high four hits in the contest. Was fourth career leadoff home run.
- Recorded at least one hit in 17 of 20 games to finish out season, hitting .306 (26x85) with 12 runs scored over that span.

CAREER BESTS

HITS	5 (2x) — LAST, 4/18/15 at NYM
RUNS	4 (2x) — LAST, 4/10/15 vs. TB
HOME RUNS	1 (9x) — LAST, 9/26/16 vs. NYM
RBI	3 (3x) — LAST, 6/30/15 vs. SF
SB	4 (3x) — LAST, 8/25/15 vs. PIT
HITTING STREAK	13 (2x) — LAST, 9/2/14 to 9/20/14
GRAND SLAMS	—
CAREER PINCH-HIT HR	—
CAREER GAME-ENDING HR	—

MLB DISABLED LIST HISTORY

2015	DISLOCATED LEFT THUMB (JULY 12-28)
2012	RIGHT THUMB UCL TEAR (JULY 5- SEPTEMBER 11)
2011	RIGHT SHOULDER CONTUSION (AUGUST 11-31)

HONORS AND AWARDS

2015	NATIONAL LEAGUE LOUISVILLE SLUGGER® SILVER BAT AWARD LOUISVILLE SLUGGER® NL SILVER SLUGGER™ (2B) RAWLINGS® NL GOLD GLOVE (2B) WILSON® DEFENSIVE PLAYER OF THE YEAR (2B) LOU BROCK AWARD NL ALL-STAR SOUTH FLORIDA BBWAA TEAM MVP MLBPAA MARLINS' HEART AND HUSTLE AWARD
2014	NL ALL-STAR LOU BROCK AWARD MLBPAA DODGERS' HEART AND HUSTLE AWARD
2011	TOPPS' MAJOR LEAGUE ROOKIE ALL-STAR NL ROOKIE OF THE MONTH (SEPTEMBER)
2010	SOUTHERN LEAGUE MIDSEASON ALL-STAR
2009	DODGERS' MINOR LEAGUE PLAYER OF THE YEAR TOPPS' MIDWEST LEAGUE PLAYER OF THE YEAR
2009	MIDWEST LEAGUE CO-MVP MID LEAGUE MIDSEASON AND POSTSEASON ALL-STAR



MAJOR LEAGUE CAREER HIGHLIGHTS

- Since debut season in **2011**, ranks second Major League Baseball with 218 stolen bases; Rajai Davis leads with 222. Leads NL in infield hits (177) and ranks second in bunt hits (57) in that span. Over last three seasons, leads NL with 51 three-hit games, and is tied for fourth with eight four-hit contests.
- Earned Louisville Slugger® Silver Bat after locking down National League batting championship with .333 average (205x615) and MLB-leading 205 hits in **2015**. Also led Majors in stolen bases for second consecutive season with 58.
- Among postseason honors, earned Louisville Slugger® NL Silver Slugger™ Award (2B), Rawlings® NL Gold Glove Award (2B), Wilson® Defensive Player of the Year (2B) and South Florida BBWAA team MVP.
- According to *Elias*, was second NL player (seventh in MLB) since 1900 to lead his league in hits, average and stolen bases. Honus Wagner was the only other NL player.
- Additionally, from *Elias*, became first player to lead NL in average and stolen in same season since Jackie Robinson (.342/.37) in 1949 for Brooklyn Dodgers.
- Was just second player in Club history to win NL batting crown; Hanley Ramirez led NL with .342 average in 2009.
- Paced Majors with 25 three-hit games and led NL with 59 multi-hit contests; ranked second in MLB behind Ian Kinsler's 61.
- Had most three-plus hit games in single season in Club history, surpassing Hanley Ramirez's 24 in 2009.
- Was second Marlins' player with at-least 59 multi-H G and 58 SB (Juan Pierre, 60/65 in 2003).
- Set career highs in plate appearances (653), hits, home runs (4) and RBI (46), and tied career high in doubles (also, 24 in 2014).
- Led NL second basemen in fielding percentage (.992), committing just six errors in 733 total chances.
- Earned second consecutive NL All-Star nod after batting .338 (122x361) prior to break, though did not participate due to injury.
- Owned .333 average at home and on road. Road mark was best in NL and tied with Ben Revere for tops in MLB. His average at Marlins Park ranked fifth in NL and 10th in MLB.
- Hit .350 (56x160) against left-handed pitching, setting new Club mark for average by left-handed hitter vs. left-handed pitcher; previous best was .333 by Cliff Floyd in 2000.
- Recorded career-high tying and Club record-tying four stolen bases on May 22 vs. Baltimore. Reached total again on August 25; Luis Castillo is only other Marlins player with four steals in a game (May 17, 2000 vs. San Diego).
- Hit first leadoff home run of season, third of his career, on Aug. 12 vs. Boston (off Eduardo Rodriguez).
- Missed All-Star game after dislocating left thumb on July 12. Returned from rehab and reinstated from 15-day DL on July 28; went 1x4 in lone rehab appearance with Single-A Jupiter.
- At All-Star break, led Majors in hits (122) and three-hit games (18), while leading NL in multi-hit games (32).
- Became first player in Club history to lead MLB in hits at All-Star break.
- Set new Club record with 122 hits prior to All-Star break (previous, 117 by Juan Pierre in 2003 and Hanley Ramirez in '07).
- He and Juan Pierre (117 H, 44 SB in 2003) are only players in Club history to record at least 117 H and 30 SB prior to All-Star break.
- Hit first career inside-the-park home run on June 30 vs. San Francisco; marked first ITP home run in Marlins Park history and first by Marlins player since Cameron Maybin (May 31, 2010 vs. Milwaukee).

- Recorded 100th hit on June 19 at Cincinnati (65 G), becoming fastest player in Club history to reach 100 hits; previous mark was 70 games by Luis Castillo in 2000.
- Tied career high and Marlins franchise record with five hits on April 18 at Citi Field against Mets. Marked first five-hit game by a Marlins hitter since Giancarlo Stanton on Aug. 11, 2010 at Washington. Martin Prado and Christian Yelich would equal the five hit mark over remainder of season, becoming first trio each with five-hit games in same season since Miguel Cabrera, Miguel Olivo and Josh Willingham in 2007.
- In first full season with Dodgers in **2014**, led Majors in stolen bases (64), triples (12) and infield hits (55). Set career highs in games (148), runs scored (92), doubles (24) and triples (12).
- Was just seventh player in baseball history to lead Majors in stolen bases (64) and triples (12) in same season. His 64 stolen bases tied for fourth on Dodgers' all-time single season stolen base list (Juan Pierre, 2007).
- Led NL with 19 3+-hit games, including a career-high five hits on May 3 at Miami.
- Connected for second career leadoff home run on April 8 vs. Detroit. Previous was on May 1, 2012 at Colorado.
- Posted career-long 13-game hitting streak from September 2-20. Hit .364 (24x66) with 17 runs scored over streak.
- Started all four games of Dodgers' Division Series against St. Louis, batting .176 (3x17) with two RBI and one stolen base. Went hitless in Game 1 with one RBI, and went 1x4 in Games 2-4.
- In **2015**, appeared in just 38 games over three stints with Dodgers. Despite limited Major League time, selected to Dodgers' roster for both NLDS and NLCS, appearing in two games as pinch-runner. Was caught stealing in only stolen base attempt in Game 2 of NLDS against Atlanta.
- Made first-career Opening Day roster and start in **2012**, but appeared in just 87 games due to UCL tear in right thumb. Led Majors with 30 steals through July 4 prior to going on DL.
- Hit first career home run on May 1, with leadoff homer at Coors Field off Colorado's Jhoulys Chacin.
- Named to *Tops*' Major League Rookie All-Star Team in **2011** after playing in 56 games with Dodgers. Became first ever Dodger shortstop to receive honor.
- His .304 batting average was sixth-highest by a Los Angeles Dodger rookie (min. 200 AB). Season average was due in part to batting .372 (42x113) in September, helping to earn NL Rookie of the Month honors. Led NL with 42 hits while posting 21 runs, 12 steals, seven doubles, one triple and six RBI in 26 Sept. games.
- On July 1 against Angels, became first Dodger since Harvey Hendrick on June 12, 1928 to steal second, third and home in same inning (seventh).
- On June 6, made Major League debut in ninth inning as pinch-runner, scoring a run on a groundout by Andre Ethier. Made first career start on June 7 at Philadelphia and had three hits in first three plate appearances.

MINOR LEAGUE CAREER HIGHLIGHTS

- In 92 games with Triple-A Albuquerque in **2013**, led Pacific Coast League with 49 stolen bases.
- In **2010**, led Southern League in stolen bases (53), ranked fourth in hits (154) and tied for fifth in runs scored (86) over 133 games.
- Selected to XM All-Star Futures Game and Southern League All-Star Game (did not play due to participation in Futures Game).
- Named Dodgers' Branch Rickey Minor League Player of the Year in **2009** after batting .301 with 73 steals, 12 triples, 162 hits and 96 runs in 131 games for Single-A Great Lakes. Ranked second in steals, tied for eighth in triples, had the 11th-most hits and ranked 15th in runs among all full-season minor leaguers.



- Earned selections as Single-A Midwest League Midseason and year-end All-Star and was also tabbed as Single-A Midwest League *Toppers* Minor League Player of the Year, as the league's Prospect of the Year and circuit's co-MVP along with teammate Kyle Russell after leading league with 73 steals (22 more than his closest challenger) and triples, and ranking second in the league in hits and runs.
- Named to *Baseball America's* Midseason All-Star team for all of Minor League Baseball.
- Made professional debut in **2008** with Rookie-level Ogden, posting league's fourth-highest average at .331.

PERSONAL/MISCELLANEOUS

- Devaris Strange-Gordon...son of former Major Leaguer Tom "Flash" Gordon...grew up playing basketball and did not start playing organized baseball until senior year at Avon Park (FL) High School...named NCCAA II National All-Tournament MVP and hit .378 with 45 steals in 59 games for NAIA Southeastern (FL) University in 2007...in 2014, established Inaugural Dee Gordon Boys & Girls Club Christmas Basketball Tournament in hometown of Avon Park...this past offseason, traveled to Dominican Republic to support Food for the Hungry's Striking Out Poverty campaign...played baseball with and spoke to kids about importance of never giving up.

GORDON'S BATTING HISTORY

YEAR	CLUB	AVG.	G	AB	R	H	2B	3B	HR	RBI	SH	SF	HBP	BB	SO	SB	CS	OPB	SLG	E
2008	OGDEN	.331	60	251	45	83	13	3	2	27	2	3	2	16	29	18	5	.371	.430	24
2009	GREAT LAKES	.301	131	538	96	162	17	12	3	35	7	3	10	43	90	73	25	.362	.394	34
2010	CHATTANOOGA	.277	133	555	86	154	17	10	2	39	9	3	7	40	89	53	20	.332	.355	37
2011	ALBUQUERQUE	.333	70	288	51	96	10	6	0	24	2	3	2	18	40	30	4	.373	.410	19
	RANCHO CUCA	.273	3	11	4	3	0	0	0	0	0	0	0	1	1	2	1	.333	.273	0
	DODGERS	.304	56	224	34	68	9	2	0	11	2	0	0	7	27	24	7	.325	.362	10
2012	ALBUQUERQUE	.267	8	30	3	8	0	1	0	1	0	0	0	2	3	2	1	.313	.333	2
	DODGERS	.228	87	303	38	69	9	2	1	17	2	2	3	20	62	32	10	.280	.281	18
2013	ALBUQUERQUE	.297	92	374	65	111	17	9	0	33	4	1	3	51	70	49	11	.385	.390	19
	DODGERS	.234	38	94	9	22	1	1	1	6	1	0	1	10	21	10	2	.314	.298	7
2014	DODGERS	.289	148	609	92	176	24	12	2	34	3	4	31	107	64	19	326	.378	12	
2015	MIAMI	.333	145	615	88	205	24	8	4	46	6	5	2	25	91	58	20	.359	.418	6
	JUPITER	.250	1	4	0	1	0	0	0	0	0	0	0	0	1	0	0	.250	.250	0
2016	NEW ORLEANS	.257	9	35	7	9	1	1	0	2	0	0	0	1	5	3	0	.278	.343	2
	MIAMI	.268	79	325	47	87	7	6	1	14	1	1	0	18	55	30	7	.305	.335	7
	MILB TOTALS	.301	507	2086	357	627	75	42	7	161	24	13	24	172	328	230	67	.359	.387	137
	MLB TOTALS	.289	553	2170	308	627	74	31	9	128	15	11	10	111	363	218	65	.325	.364	60

POSTSEASON HISTORY

YEAR	CLUB	SERIES	AVG.	G	AB	R	H	2B	3B	HR	RBI	SH	SF	HBP	BB	SO	SB	CS	OPB	SLG	E
2013	LA/ATL	NLDS	---	1	0	0	0	0	0	0	0	0	0	0	0	0	0	1	---	---	-
	LA/STL	NLCS	---	1	0	0	0	0	0	0	0	0	0	0	0	0	0	0	---	---	-
2014	LA/STL	NLDS	.176	4	17	0	3	0	0	0	2	0	0	0	2	6	1	0	.263	.176	0
	DIVISION SERIES		.176	5	17	0	3	0	0	0	2	0	0	0	2	6	1	1	.263	.176	0
	CHAMPIONSHIP SERIES		---	1	0	0	0	0	0	0	0	0	0	0	0	0	0	0	---	---	-
	TOTALS		.176	6	17	0	3	0	0	0	2	0	0	0	2	6	1	1	.263	.176	0

ALL-STAR HISTORY

YEAR	CLUB/TH, SITE	AVG.	G	AB	R	H	2B	3B	HR	RBI	SH	SF	HBP	BB	SO	SB	CS	OPB	SLG	E
2014	NL/LAD, MIN	.000	1	1	1	0	0	0	0	0	0	0	0	0	0	0	0	.000	.000	0
2015	NL/MIA, CIN																			

CAREER TRANSACTIONS

2014: Acquired by Miami with RHP Dan Haren, INF Miguel Rojas and cash from Dodgers in exchange for LHP Andrew Heaney, RHP Chris Hatcher, UTL Enrique Hernandez and C Austin Barnes on December 10

2008: Selected by Los Angeles in fourth round of First-Year Player Draft; signed by Dodgers' scout Scott Hennessey





40 JAVY GUERRA

PITCHER HT 6'2" WT 226 | BATS RIGHT THROWS RIGHT

MLB SERVICE 3 YEARS, 18 DAYS | MLB DEBUT MAY 15, 2011 VS. ARI (W/LAD) | BIRTHPLACE DENTON, TX

BORN OCTOBER 31, 1985 | OPENING DAY AGE 32 | CONTRACT STATUS SIGNED THROUGH 2017

ACQUIRED SIGNED AS MINOR LEAGUE FREE AGENT ON DECEMBER 16, 2016

2016 SUMMARY

- Spent majority of season at Triple-A Salt Lake in Angels system, while also making two brief stops at Major League level.
- Began season with Salt Lake, appearing in 10 games prior to being selected to Angels' Major League roster. In those 10 games, went 1-0 with four saves in four chances and 2.19 ERA (12.1 ip/3 er).
- Had contract selected on May 6, making four appearances out of Angels bullpen. Allowed three runs in 3.0 innings pitched with four walks and four strikeouts.
- Designated for assignment on May 13 and outrighted back to Salt Lake on May 16.
- Following outright, made six consecutive scoreless appearances, allowing just one hit over 5.0 innings. Did not walk a batter and struck out seven.
- Had contract selected by Angels again on June 1.
- Made three appearances, giving up just one run over 3.1 innings prior to being designated on June 7.
- Following second trip to Salt Lake, finished season going 2-2 with six saves in seven chances and a 5.77 ERA (34.1/22).
- Made one start with Bees, July 24 vs. Tacoma, allowing two runs on four hits and two walks while striking out five in 3.0 innings.
- Longest relief outing spanned 2.2 innings, done twice: April 15 at Sacramento and July 5 at Las Vegas.
- Following season, made 13 appearances for Tomateros de Culiacan in Mexican Pacific League, posting 1-0 record with six saves in six chances and a 0.69 ERA (13.0/1).

MAJOR LEAGUE CAREER HIGHLIGHTS

- Made just three appearances with White Sox in **2015** before being placed on disabled list with right shoulder inflammation on April 20 (retro to April 13).
- Suspended 50-games by Major League Baseball in July and missed remainder of season.
- Claimed off waivers by White Sox on March 26, **2014** and made 42 appearances with Chicago.
- Ranked second on Dodgers with eight saves in **2012**.
- Placed on 15-day disabled list on June 3 with right knee inflammation. Reinstated on July 5 following two rehab appearances with Single-A Rancho Cucamonga.
- Landed on DL again on September 3 with left oblique strain, missing remainder of season.
- Led Dodgers with 21 saves in 23 opportunities in **2011**.
- His 91.3 save percentage ranked fourth in National League and was sixth-best in history for a rookie.
- Made Major League debut on May 15 vs. Arizona, tossing 1.0 scoreless inning with one strikeout.

CAREER BESTS

INNINGS PITCHED.....	2.2 — 8/1/12 vs. ARI
STRIKEOUTS.....	4 (2x) — LAST, 7/31/14 at DET
SCORELESS IP.....	13.1 — 7/28/12 to 5/1/13
WIN STREAK.....	2 — 6/4/11 to 9/10/11
LOSS STREAK.....	3 — 4/17/12 to 5/16/12

MLB DISABLED LIST HISTORY

2015.....	RIGHT SHOULDER INFLAMMATION (APRIL 13-MAY 6)
2012.....	RIGHT KNEE INFLAMMATION (JUNE 3-JULY 5) LEFT OBLIQUE STRAIN (SEPTEMBER 3-SEASON)

HONORS AND AWARDS

2009.....	MIDWEST LEAGUE MIDSEASON ALL-STAR
-----------	-----------------------------------

- Earned first MLB win on June 4 at Cincinnati. Also drew walk in only Major League plate appearance.

MINOR LEAGUE CAREER HIGHLIGHTS

- Led Triple-A Albuquerque with 12 saves in **2013**, posting home ERA of 0.51 (17.1/1).
- Prior to recall by Dodgers in **2012**, posted 0.90 ERA (10.0/1) with two saves and 12 strikeouts in April. Named Dodger Pride Award recipient for his efforts.
- Named to Midwest League Midseason All-Star team in **2009** after going 311 with 1.54 ERA (41.0/7), 55 strikeouts and 16 saves in 28 games prior to break.
- Following season, pitched for Peoria in Arizona Fall League. Selected to AFL Rising Stars game and tossed 1.0 scoreless inning.
- In debut season, selected as Dodgers' Minor League Pitcher of the Month for August **2004** after going 3-0 with 1.96 ERA in five games (four starts) for GCL Dodgers.

PERSONAL/MISCELLANEOUS

- Luis Javier Guerra...attended Billy Ryan High School in Denton, Texas, and was 2004 All-State selection.



GUERRA'S PITCHING HISTORY

YEAR	CLUB	W-L	ERA	G	GS	CG	SHO	SV	SVO	IP	H	R	ER	HR	HB	BB	SO	WP	BK
2004	GCL DODGERS	4-1	3.38	11	9	0	0	0	0	40.0	31	18	15	3	3	19	36	9	0
2005	COLUMBUS	2-5	4.96	11	11	0	0	0	0	52.2	51	35	29	3	10	23	40	2	1
2006	GCL DODGERS	0-1	4.15	4	4	0	0	0	0	8.2	10	4	4	0	0	4	11	1	0
	OGDEN	1-3	4.82	7	7	0	0	0	0	28.0	37	18	15	1	4	20	22	6	0
2007	INLAND EMPIRE	6-9	6.27	27	24	0	0	1	1	117.2	139	98	82	10	14	80	121	16	0
2008	INLAND EMPIRE	5-4	4.07	31	3	0	0	2	5	66.1	68	34	30	0	4	44	63	5	0
2009	GREAT LAKES	3-1	1.54	28	0	0	0	16	18	41.0	23	7	7	1	1	15	55	8	0
	CHATTANOOGA	3-1	4.13	23	0	0	0	0	0	28.1	32	15	13	2	0	16	29	2	0
2010	AZL DODGERS	0-1	4.50	2	0	0	0	0	0	2.0	2	1	1	1	1	0	3	0	0
	CHATTANOOGA	2-0	2.33	28	0	0	0	5	5	27.0	24	12	7	1	1	22	27	5	0
2011	CHATTANOOGA	1-0	1.06	14	0	0	0	3	3	17.0	8	2	2	1	0	5	15	3	0
	DODGERS	2-2	2.31	47	0	0	0	21	23	46.2	37	12	12	2	3	18	38	2	0
2012	RANCHO CUCA.	0-0	4.50	2	2	0	0	0	0	2.0	1	1	1	0	0	0	1	0	0
	ALBUQUERQUE	0-0	8.31	3	0	0	0	0	0	4.1	7	4	4	0	0	1	3	0	0
	DODGERS	2-3	2.60	45	0	0	0	8	13	45.0	44	13	13	1	1	23	37	1	0
2013	DODGERS	0-0	6.75	9	0	0	0	0	0	10.2	15	9	8	1	1	6	12	0	0
	AZL DODGERS	0-0	0.00	1	1	0	0	0	0	3.0	1	0	0	0	0	0	2	0	0
	ALBUQUERQUE	0-4	3.66	27	4	0	0	12	13	39.1	46	18	16	6	2	14	36	3	0
2014	CHARLOTTE	1-1	2.33	14	0	0	0	3	4	19.1	19	8	5	1	2	8	11	4	0
	WHITE SOX	2-4	2.91	42	0	0	0	1	6	46.1	41	15	15	3	5	20	38	2	0
2015	WHITE SOX	0-0	0.00	3	0	0	0	0	0	1.2	2	0	0	0	0	0	1	0	0
	CHARLOTTE	0-0	17.18	4	0	0	0	0	0	3.2	8	7	7	1	0	1	4	1	0
2016	ANGELS	0-0	5.68	7	0	0	0	0	0	6.1	5	4	4	1	1	7	4	1	0
	SALT LAKE	3-2	4.35	43	1	0	0	12	13	51.2	48	30	25	5	0	31	57	5	0
	MILB TOTALS	31-33	4.29	280	66	0	0	54	62	552.0	555	312	263	36	42	303	536	70	1
	MLB TOTALS	6-9	2.99	153	0	0	0	30	42	156.2	144	53	52	8	11	75	129	6	0

CAREER TRANSACTIONS

- 2016:** Signed by Miami as Minor League free agent on December 16
Signed by Angels as Minor League free agent on February 19
- 2014:** Claimed off waivers by White Sox on March 26
- 2004:** Selected by Dodgers in fourth round of First-Year Player Draft; signed by Dodgers' scout Mike Leuzinger

MARLINS NOTES

MARLINS TO HIT GRAND SLAM AS FIRST HOME RUN

PLAYER	DATE
SCOTT COUSINS	4/21/11 VS. PIT
GIANCARLO STANTON	5/18/10 VS. TB
JEREMY HERMIDA	8/31/05 VS. STL
CRAIG COUNSELL	8/24/97 VS. STL
QUILVIO VERAS	5/5/95 AT MIL
JEFF CONINE	5/1/93 VS. COL





72 TAYRON GUERRERO

PITCHER HT 6'7" WT 214 | BATS RIGHT THROWS RIGHT

MLB SERVICE 4 DAYS | MLB DEBUT MAY 17, 2016 VS. SF (W/SD) | BIRTHPLACE BOCACHICA, COL

BORN JANUARY 9, 1991 | OPENING DAY AGE 26 | CONTRACT STATUS SIGNED THROUGH 2017

ACQUIRED FROM SAN DIEGO WITH RHP ANDREW CASHNER AND COLIN REA ON JULY 29, 2016

2016 SUMMARY

- Began campaign in Padres organization prior to finishing season at Double-A Jacksonville in Miami's system.
- Opened season at Triple-A El Paso, making 11 appearances with no record and 3.60 ERA (10.0 ip/4 er).
- Allowed runs in only one of first 10 appearances, surrendering four to Lehigh Valley on May 3.
- Did not allow a run in first seven appearances of season, spanning total of 7.2 innings.
- Recalled by San Diego on May 15 and made Major League debut on May 17 vs. San Francisco.
- In debut, tossed 2.0 innings and retired first batter faced, Buster Posey, on a flyout to right field.
- Made only one appearance with Padres before being optioned back to El Paso on May 18.
- Came on in relief twice before being transferred to Double-A San Antonio. Allowed five runs (four earned) on five hits over 2.0 innings.
- In 19 games with Missions, went 0-3 with 4.94 ERA (23.2/13).
- Traded to Miami with RHP Andrew Cashner and RHP Colin Rea on July 29 and reported to Jacksonville.
- Allowed just three earned runs in 14.0 innings (1.93 ERA) with Suns, going 1-1 with four saves in four chances.

MINOR LEAGUE CAREER HIGHLIGHTS

- Split **2015** between Double-A San Antonio and Triple-A El Paso, combining to go 1-5 with a 3.05 ERA (56.0 ip/19 er) and 61 strikeouts against 31 walks while holding opponents to a .199 average over 48 relief appearances. Also recorded 14 saves in 16 opportunities.
- Opened season with San Antonio, going 1-5 with a 2.76 ERA (13 ER, 42.1 IP), 46 strikeouts, 20 walks and a .205 opponents average.
- Named a Texas League Mid-Season All-Star for San Antonio.
- Promoted to El Paso on August 7, finishing season with Chihuahuas.
- Following season, pitched in 10 games for Tigres de Aragua of Venezuelan Winter League, posting a 6.75 ERA (9.1/7) with seven strikeouts against four walks.
- Began **2014** with Single-A Fort Wayne, going 6-1 with a 1.00 ERA (36.0/4) in 25 appearances before being promoted to Single-A Lake Elsinore late in season.
- Selected to represent World Team at 2014 Futures Game at Target Field; struck out lone batter faced.
- Also named a Midwest League Midseason All-Star.
- Following season, participated in Arizona Fall League and was named Arizona Fall League Rising Star as member of Surprise.
- Made professional debut in **2010** with Dominican Summer League Padres.

CAREER BESTS

INNINGS PITCHED.....	2.0 — 5/7/16 vs. SF
STRIKEOUTS	—
SCORELESS IP	1.0 — 5/7/16
WIN STREAK.....	—
LOSS STREAK.....	—

MLB DISABLED LIST HISTORY

NONE

HONORS AND AWARDS

2015.....	TEXAS LEAGUE MIDSEASON ALL-STAR
2014.....	MIDWEST LEAGUE MIDSEASON ALL-STAR

PERSONAL/MISCELLANEOUS

- Tayron (TYE-ron) Luis Guerrero.



GUERRERO'S PITCHING HISTORY

YEAR	CLUB	W-L	ERA	G	GS	CG	SHO	SV	SVO	IP	H	R	ER	HR	HB	BB	SO	WP	BK
2010	DSL PADRES	3-2	3.42	16	5	0	0	1	1	47.1	38	21	18	0	4	32	50	6	0
2011	AZL PADRES	0-4	9.62	16	4	0	0	0	0	33.2	45	42	36	0	6	41	24	13	1
2012	AZL PADRES	1-0	1.50	5	3	0	0	0	0	12.0	7	2	2	0	0	2	6	0	0
	EUGENE	0-1	3.38	4	4	0	0	0	0	13.1	10	6	5	0	1	12	11	6	0
2013	FORT WAYNE	0-1	7.36	4	0	0	0	0	1	3.2	8	8	3	0	1	8	4	3	0
	AZL PADRES	1-0	5.79	3	1	0	0	0	0	4.2	5	4	3	0	1	0	5	2	0
	EUGENE	1-4	4.50	15	3	0	0	0	1	32.0	24	21	16	1	4	25	35	6	0
2014	FORT WAYNE	6-1	1.00	25	0	0	0	1	3	36.0	22	7	4	2	0	12	42	1	1
	LAKE ELSINORE	0-0	2.63	14	0	0	0	3	3	13.2	10	4	4	1	1	8	14	2	0
2015	SAN ANTONIO	1-5	2.76	37	0	0	0	13	15	42.1	33	22	13	3	1	20	46	4	0
	EL PASO	0-0	3.95	11	0	0	0	1	1	13.2	8	6	6	0	1	11	15	4	0
2016	SAN DIEGO	0-0	4.50	1	0	0	0	0	0	2.0	3	1	1	0	0	1	0	0	0
	EL PASO	0-0	6.00	13	0	0	0	0	0	12.0	12	9	8	2	0	9	11	2	0
	SAN ANTONIO	0-3	4.94	19	0	0	0	0	1	23.2	20	14	13	2	0	10	25	0	0
	JACKSONVILLE	1-1	1.93	12	0	0	0	4	4	14.0	11	3	3	0	2	3	15	1	0
	MILB TOTALS	14-22	3.99	194	20	0	0	23	30	302.0	253	169	134	11	22	193	303	50	2

CAREER TRANSACTIONS

- 2016:** Acquired by Miami with RHP Andrew Cashner and RHP Colin Rea in exchange for RHP Carter Capps, RHP Jarred Cosart, RHP Luis Castillo and INF Josh Naylor on July 29
- 2009:** Signed by San Diego as non-drafted free agent on December 18; signed by Padres' scouts Roberto Rowley, Felix Feliz and Marcial Del Valle

MARLINS NOTES

TALLEST PLAYERS IN MARLINS HISTORY

PLAYER	HEIGHT	PLAYER	HEIGHT
JON RAUCH	6' 11"	JEREMY HERNANDEZ	6' 7"
MARK HENDRICKSON	6' 9"	JOSH JOHNSON	6' 7"
CHRIS VOLSTAD	6' 8"	GRAEME LLOYD	6' 7"
SEAN WEST	6' 11"	ANDREW MILLER	6' 7"
BRIAN FLYNN	6' 7"	NATE TEUT	6' 7"
FRANKLYN GERMAN	6' 7"		





3

ADEINY HECHAVARRIA

INFIELD HT 6'0" WT 191 | BATS RIGHT THROWS RIGHT

MLB SERVICE 4 YEARS, 60 DAYS | MLB DEBUT AUGUST 4, 2012 AT OAKLAND (W/TOR) | BIRTHPLACE SANTIAGO DE CUBA, CUBA
BORN APRIL 15, 1989 | OPENING DAY AGE 27 | CONTRACT STATUS SIGNED THROUGH 2017
ACQUIRED AS PART OF 12-PLAYER TRADE WITH TORONTO ON NOVEMBER 19, 2012

2016 SUMMARY

- In fourth season with Miami, hit .236 (120x508) with three home runs and 38 RBI over 155 games. His 155 games played marked a career high and tied Christian Yelich for tops on team.
- Also tied for team lead in triples (6) with Marcell Ozuna and Dee Gordon.
- Struck out once every 7.49 at-bats, best rate of career, ahead of 6.67 in 2014.
- Had slow start to season, recording just 12 hits in 21 games prior to April 30. In final day of April, tied career high with four hits at Milwaukee, including a home run.
- Doubled twice on April 6 vs. Detroit, marking first career game with two doubles. Also had two-double game on May 16 at Philadelphia.
- Connected for first home run of season on April 16 vs. Atlanta.
- From April 30 to May 26, hit .318 (27x85) with nine of his 31 total multi-hit games.
- Led off for first time of season (29th career) on May 26 at Tampa Bay; homered in second inning, his first career homer from leadoff spot.
- Recorded season-high four RBI on June 13 at San Diego, going 2x5 with two runs scored, a double and a triple.
- Hit in season-best eight consecutive games from July 30-August 7, hitting .367 (11x30) over streak.

MAJOR LEAGUE CAREER HIGHLIGHTS

- Since 2014, is tied with Chris Owings for fourth-most triples (22) in National League, behind teammate Dee Gordon (26), Brandon Crawford (25) and David Peralta (24).
- Was named 2015 Jeff Conine Mr. Marlin award winner by South Florida chapter of Baseball Writers Association of America; was also a Rawlings® Gold Glove award finalist among National League shortstops for second consecutive season.
- Recorded career bests in average (.281), runs (54), home runs (5), and RBI (48).
- Led NL shortstops in average (.281) and ranked sixth in hits (132).
- Missed final 28 games due to left hamstring tightness, but was not placed on DL.
- Began season by winning first career weekly award, earning NL Player of the Week honors for April 20-26. Batted .500 (12x24) with a double, a triple, a home run, and 10 RBI over that span.
- Batted .321 in April, second-best monthly average of career (min. 86 PA), behind a .324 mark in July 2013. Also, recorded a .303 average in August, good for third-best monthly average of career.
- Owned .305 average (94x308) when batting eighth, good for third in MLB; his 94 hits and 38 RBI from eighth spot led Majors
- Had five games with three-plus RBI; had four such games for his career entering season.

CAREER BESTS

HITS	4 (5x) — LAST, 4/30/16 at MIL
RUNS	2 (28x) — LAST, 8/14/16 vs. CHC
HOME RUNS	1 (14x) — LAST, 5/26/16 at TB
RBI	7 — 5/5/13 at PHI
SB	1 (26x) — LAST, 8/3/16 at CHC
HITTING STREAK	13 — 8/5/15 to 8/20/15
GRAND SLAMS	2 — LAST, 9/4/13 at CHC
CAREER PINCH-HIT HR	—
CAREER GAME-ENDING HR	1 — 8/2/15 vs. SD

MLB DISABLED LIST HISTORY

2014	RIGHT TRICEPS STRAIN (JUNE 25-JULY 6)
2015	RIGHT ELBOW CONTUSION (APRIL 18-MAY 2)

HONORS AND AWARDS

2015	NATIONAL LEAGUE PLAYER OF THE WEEK (APRIL 20-26) SOUTH FLORIDA BBWAA MR. MARLIN AWARD
2012	PACIFIC COAST LEAGUE MIDSEASON AND POSTSEASON ALL-STAR LAS VEGAS 51'S MVP
2011	EASTERN LEAGUE MIDSEASON AND POSTSEASON ALL-STAR

- Recorded first career walk-off hit on August 2 vs. San Diego, a three-run homer.
- On June 7 at Colorado, hit first career extra-inning home run (10th inning) to give Miami a 3-2 victory.
- Hit fourth home run of season on June 25 vs. St. Louis, marking new single-season high.
- Was a National League finalist at shortstop for Rawlings® Gold Glove award for first time in 2014.
- Finished season with most multi-hit games among NL shortstops (44), while ranking third in both batting average (.276) and hits (148).
- By contrast, at All-Star break, ranked just seventh among NL shortstops in hits. Led NL shortstops in hits in second half (67), and was fourth in batting average (.276).
- For season, tied for most four-hit games (3) among MLB shortstops (also, Erick Aybar, Eduardo Escobar and Hanley Ramirez).



FRONT OFFICE | FIELD CRAFT | PLAYERS | 2016 IN REVIEW | CLUB HISTORY | POSTSEASON HISTORY | CAREER DEVELOPMENT | 2017 APPROVING | CLUB INFORMATION

- His 10 triples tied four other players for second in MLB, trailing Dee Gordon (12).
- Improved batting average from .227 in 2013 to .276 in **2014**, and on-base percentage from .267 to .308.
- According to *Elias*, had fifth-largest increase in batting average from 2013 to 2014 (min. 502 PA each season), at +.049. Trailed only Justin Morneau (.060; .259/.319), Jose Altuve (.058; .283/.341), Anthony Rizzo (.053; .233/.286) and Alcides Escobar (.051; .234/.285).
- Began season with 11 hits in first five games.
- According to *Elias*, was only second player in last 10 seasons to have 11 hits at shortstop over team's first five games, joining Edgar Renteria for SF in 2010.
- Additionally, his 11 hits were second-most in Club history over team's first five games, behind Emilio Bonifacio in 2009 (14).
- Set new career high with four hits on April 4 vs. SD, first of three such games in **2014**.
- After batting .255 (25x98) in May, was hitting at .286 clip for June (20x70) before a right triceps strain landed him on 15-day DL on June 25 (retro to June 21).
- Completed **2013** campaign ranking third among all rookies in hits (123), trailing only Nolan Arenado (130) and J.B. Shuck (128). Was only rookie to reach 500 AB (543).
- Only fifth rookie in Club history to record two grand slams, and only rookie to hit two grand slams in Majors.
- Hit first grand slam on May 5 at Philadelphia, and second on September 4 at Cubs.
- On May 5 at Philadelphia, tied Club record (fourth time) for RBI in a single game, with seven. Had a bases-loaded triple in first inning to go with grand slam in third inning.
- Set a new National League record for RBI in a game by a Cuban player, and was one short of tying José Canseco's MLB record (6/13/94 at Seattle for Texas).

- Had 11 RBI with bases loaded, which tied Brad Miller and J.B. Shuck for third among rookies, behind Evan Gattis (15) and Will Myers (12).
- Led all rookies in triples (eight), and tied Alex González (1999) for second-most in a rookie campaign in Club history, behind Hanley Ramirez (11 in 2006).
- Finished season ranked seventh among National League shortstops in fielding percentage (.976; 613 TC/15 E).
- Hit .324 in July, which ranked 14th in NL.
- Had career-best 11-game hitting streak from July 1-12, batting .442 (19x43) with four doubles and four RBI. Was third-best average in Majors over that span, behind Adrian Beltre and Kyle Seager (.452 each).
- Had 15-day stint on disabled list from April 18 (retro to April 17) through May 2 with a right elbow contusion.
- Earned big league promotion to Toronto on August 4, **2012** and made ML debut that night at Oakland, going 0x3 with a walk.
- Collected first Major League hit on Aug. 7 at Tampa Bay off James Shields and recorded first home run on Aug. 28 at Yankees off Phil Hughes.

MINOR LEAGUE CAREER HIGHLIGHTS

- Earned Pacific Coast League Midseason and Postseason All-Star honors in 2012 on way to being named team MVP for Triple-A Las Vegas.
- Named to both Midseason and Postseason Eastern League All-Star teams in 2011. Also, ranked by Baseball America as EL's Best Defensive Shortstop.

PERSONAL/MISCELLANEOUS

- Adeiny Hechavarria (ETCH-a-VA-ree-a) Barerra.

HECHAVARRIA'S BATTING HISTORY

YEAR	CLUB	AVG.	G	AB	R	H	2B	3B	HR	RBI	SH	SF	HBP	BB	SO	SB	CS	OPB	SLG	E
2010	DUNEDIN	.193	41	161	21	31	7	3	1	7	1	0	0	5	25	7	0	.217	.292	9
	NEW HAMPSHIRE	.273	61	253	36	69	11	1	3	34	1	5	2	12	40	6	3	.305	.360	11
2011	NEW HAMPSHIRE	.235	111	464	58	109	22	6	6	46	4	6	3	25	78	19	13	.275	.347	11
	LAS VEGAS	.389	25	108	16	42	6	2	2	11	0	0	0	8	21	1	2	.431	.537	4
2012	LAS VEGAS	.312	102	443	78	138	20	6	6	63	3	5	1	38	86	8	2	.363	.424	18
	TORONTO	.254	41	126	10	32	8	0	2	15	5	1	1	4	32	0	0	.280	.365	3
2013	JUPITER	.429	2	7	0	3	1	0	0	1	0	0	0	2	1	1	0	.556	.571	0
	MIAMI	.227	148	543	30	123	14	8	3	42	4	1	0	30	96	11	10	.267	.298	15
2014	JUPITER	.125	2	8	0	1	1	0	0	0	0	0	0	0	1	0	0	.125	.250	0
	MIAMI	.276	146	536	53	148	20	10	1	34	4	6	1	26	86	7	5	.308	.356	14
2015	MIAMI	.281	130	470	54	132	17	6	5	48	0	4	2	23	78	7	2	.315	.374	9
2016	MIAMI	.236	155	508	52	120	17	6	3	38	2	3	1	33	73	1	0	.283	.311	13
MLB TOTALS		.272	344	1444	209	393	68	18	18	162	9	16	6	90	252	42	20	.314	.382	53
MLB TOTALS		.254	620	2183	199	555	76	30	14	177	15	15	5	116	365	26	17	.292	.336	54

CAREER TRANSACTIONS

2012: Acquired by Miami with RHP Henderson Álvarez, RHP Anthony DeSclafani, INF Yunel Escobar, C Jeff Mathis, OF Jake Marisnick and LHP Justin Nicolino from Toronto in exchange for OF Emilio Bonifacio, C John Buck, LHP Mark Buehrle, RHP Josh Johnson, INF José Reyes and cash on November 19

2010: Signed by Toronto as non-drafted free agent on April 13





83 CHRIS HOO

CATCHER HT 5'8" WT 184 | BATS RIGHT THROWS RIGHT

MLB SERVICE NONE | BIRTHPLACE CUPERTINO, CA

BORN FEBRUARY 19, 1992 | OPENING DAY AGE 25 | CONTRACT STATUS SIGNED THROUGH 2017

ACQUIRED SELECTED IN 27TH ROUND OF 2014 FIRST-YEAR PLAYER DRAFT

2016 SUMMARY

- Spent entirety of third professional season at Single-A Jupiter, batting .210 (49x233) with six doubles, two home runs and 14 RBI in 77 games. Tied career highs in home runs and RBI.
- Recorded season-high two hits in just third game of season, April 15 vs. Clearwater. Equaled mark five times over remainder of season.
- Drove in two runs on May 14 at Charlotte to mark season high. Also had two-RBI games on May 21 vs. Brevard County and June 1 vs. Charlotte.
- Hit in season-best eight consecutive games from July 15-July 28. Also had seven-game hitting streak from June 10-25.

MINOR LEAGUE CAREER HIGHLIGHTS

- Combined to post career highs in games played (92), at-bats (297), runs (26), hits (59) and doubles (8) in 2015 between Jupiter and Double-A Jacksonville.
- In first professional season, combined to hit .321 (25x78) between GCL Marlins, Rookie-level Batavia and Single-A Greensboro in 2014.

PERSONAL/MISCELLANEOUS

- Christopher Hoo...played collegiately at Cal-Poly San Luis Obispo and was NCAA Division I Gold Glove catcher in senior year...graduated St. Francis High School in Mountain View, Calif., in 2010...earned first-team All-West Catholic Athletic League honors, was team captain and was named team defensive player of the year.

HOO'S PLAYING HISTORY

YEAR	CLUB	AVG.	G	AB	R	H	2B	3B	HR	RBI	SH	SF	MHP	BB	SO	SB	CS	OPB	SLG	E
2014	GCL MARLINS	.188	7	16	1	3	0	0	0	1	0	0	2	1	0	0	0	.316	.188	0
	BATAVIA	.321	10	28	1	9	4	0	0	1	1	0	4	1	3	0	0	.424	.464	0
	GREENSBORO	.382	13	34	5	13	2	0	0	3	2	0	3	9	8	0	0	.543	.441	1
2015	JUPITER	.201	86	274	23	55	8	0	2	14	6	2	5	25	49	0	1	.278	.252	6
	JACKSONVILLE	.174	6	23	3	4	0	1	0	0	1	0	0	1	3	0	0	.208	.261	0
2016	JUPITER	.210	77	233	19	49	6	0	2	14	3	1	10	17	48	0	0	.291	.262	4
MILB TOTALS		.219	199	608	52	133	20	1	4	33	13	3	24	54	111	0	1	.306	.275	11

CAREER TRANSACTIONS

- 2014:** Selected by Miami in 27th round of First-Year Player Draft; signed by Marlins' scout Robby Corsaro





68 DESTIN HOOD

OUTFIELD HT 6'2" WT 209 | BATS RIGHT THROWS RIGHT

MLB SERVICE 32 DAYS | MLB DEBUT SEPTEMBER 2, 2016 AT CLEVELAND | BIRTHPLACE MOBILE, AL
 BORN APRIL 3, 1990 | OPENING DAY AGE 27 | CONTRACT STATUS SIGNED THROUGH 2017
 ACQUIRED SIGNED AS MINOR LEAGUE FREE AGENT ON NOVEMBER 12, 2015

2016 SUMMARY

- Spent entire Minor League season at Triple-A New Orleans, leading Zephyrs in at-bats (476), hits (127), doubles (29) and RBI (80), while ranking second in runs scored (61), triples (3) and home runs (15).
- Named Marlins' Minor League Player of the Month for April after batting .320 (24x75) with 15 runs scored, five doubles, six home runs and 22 RBI. RBI total for month was tied for second in Pacific Coast League, while six home runs were tied for fourth.
- Drove in season-high four runs on April 7 at Omaha, all coming on first-inning grand slam off Miguel Almonte. Tied mark on April 23 at Nashville, going 2x5 with a three-run home run.
- Recorded season-long 10-game hitting streak from July 24-August 4, batting .357 (15x42) over streak.
- Named to PCL Midseason All-Star team after batting .252 (79x313) with 13 home runs and 62 RBI prior to break.
- After All-Star break, finished out season batting .294 (48x163) with two home runs and 18 RBI.
- Notched season-high four hits on Aug. 13 at Las Vegas, going 4x5 with two doubles and three runs scored. Recorded 37 multi-hit efforts, including three three-hit affairs.
- Was exceptional against left-handed pitchers, posting a .331 (43x130) average with 13 doubles, five home runs and 21 RBI. Against right-handed pitchers, hit .243 (84x346) with 10 home runs and 59 RBI.
- Had contract selected by Miami on September 1 and made Major League debut on Sept. 2 at Cleveland.
- In debut, went 2x4 with a double. Doubled off Carlos Carrasco in fifth inning to mark first Major League hit.
- In final game of season, October 2 at Washington, went 2x4 with two runs scored, a home run and two RBI. First career HR came off Max Scherzer in fourth inning.

MINOR LEAGUE CAREER HIGHLIGHTS

- Divided 2015 between Triple-A Columbus and Double-A Akron in Cleveland organization, and Double-A Reading in Philadelphia system.
- Had two-homer game on May 25 at Binghamton, his first such game since May 26, 2014 at Rochester with Triple-A Syracuse in Washington system.
- Recorded 28 RBI in August, the highest single-month total of his career.
- During final season with Washington organization in 2014, combined to bat .298 with 26 doubles, 11 home runs, and 42 RBI in 106 games between Double-A Harrisburg and Triple-A Syracuse.
- Missed time from July 27-August 17 on disabled list with right shoulder soreness.

CAREER BESTS

HITS	2 (2x) — LAST, 10/2/16 at WSH
RUNS	2 — 10/2/16 at WSH
HOME RUNS	1 — 10/2/16 at WSH
RBI	2 — 10/2/16 at WSH
SB	—
HITTING STREAK	2 — 10/1/16 to PRESENT
GRAND SLAMS	—
CAREER PINCH-HIT HR	—
CAREER GAME-ENDING HR	—

MLB DISABLED LIST HISTORY

NONE

HONORS AND AWARDS

2016	MARLINS' MINOR LEAGUE PLAYER OF THE MONTH (APRIL) PACIFIC COAST LEAGUE MIDSEASON ALL-STAR
2011	CAROLINA LEAGUE MIDSEASON AND POSTSEASON ALL-STAR CAROLINA LEAGUE PLAYER OF THE WEEK (MAY 16-22)
2010	SOUTH ATLANTIC LEAGUE MIDSEASON AND POSTSEASON ALL-STAR

- Opened season with Harrisburg and batted .329 in 19 games through April 27, earning promotion to Syracuse for his first career stint at Triple-A level.
- Went on four-game hitting streak to begin his time with Chiefs, going 6x14 with two doubles and three RBI.
- Recorded a career-long 17-game hitting streak from May 12-29, batting .373 (25x67) with 10 runs scored, five doubles, three home runs, and five RBI.
- His three homers during streak came in consecutive games, the first on May 25 vs. Pawtucket and the next two on May 26 at Rochester.
- Was batting .343 for season following final game of the streak. That dipped to .297 over next 20 games, until an 11-game hitting streak - the second-longest streak of his career - from July 4-18 boosted season average back to .308; batted .356 (16x45) during that stretch.



- Hit .256 (21x82) over final 24 games of the season with Syracuse.
- Spent all of 2013 with Harrisburg, where he opened season batting .321 (9x28) through seven games.
- Went next 14 games without a multi-hit effort and average did not rise above .263 for remainder of season; reached that high mark after four consecutive two-hit games from May 19-22, which concluded a season-long, eight-game hitting streak (.406/13x32, 7 RBI).
- Spent 94 of his 99 games in 2012 with Harrisburg; other five games were rehabbing a wrist injury with Short-Season A Auburn.
- Had a pair of seven-game hitting streaks for Harrisburg, and closed out the season on a five-game run, with one RBI in each of the first four games of that stretch.
- In 2011, finished second among Washington farmhands with 83 RBI, earning Midseason and Postseason All-Star honors in the Carolina League with Single-A Potomac.
- Had 58 walks that season, 25 more than his next-highest single-season total (33 in 2010); also had a career-best (full-season league only) .364 on-base percentage.
- Earned Carolina League Player of the Week honors for May 16-22 after going 13x23 (.565) with seven doubles, a triple, a home run, and 10 RBI during a five-game hitting streak from May 18-22. Batted 13x29 (.448) for the entire week.
- Batted .340 (34x100) in 27 games in July, his highest monthly average of the season, and the only mark above .300. Also had season-best 27 RBI that month.
- Was second-highest monthly average of his career (min. 90 AB), behind a .356 (32x90) mark in April of 2010, and the second-highest monthly RBI total, behind 28 in August of 2015.
- Opened 2010 with a hit in 18 of 22 games played in April, posting a .356 (32x90) average, the highest single-month average of his career. Slugged .467 with five doubles, a triple, and a home run.

- Dipped to .257 and .225 in May and June, respectively, but hit .324 in July and .300 in August before a 1x16 September.
- Performance earned him Midseason and Postseason All-Star honors in the South Atlantic League.
- Split 2009 between Gulf Coast League Nationals and Short-Season A Vermont.
- Opened campaign with 11 multi-hit games in 25 outings for GCL Nats, including a 3x4 game with a double, triple, and home run on July 25.
- Promoted to Vermont and made debut with Lake Monsters on July 27, going 2x4 with an RBI; had just seven more multi-hit games in his final 37 games with the Club.
- Made professional debut in 2008 with GCL Nats, going 2x2 with two runs scored and two stolen bases in his debut on July 26 vs. GCL Dodgers.

PERSONAL/MISCELLANEOUS

- Destin Dwane Hood...hit .485 with 19 extra-base hits, including eight home runs, 32 RBI and 17 stolen bases as a senior at St. Paul's Episcopal High School (AL)...same high school as former Cy Young Award winner Jake Peavy...earned spot on USA Today's All-USA High School Baseball Team...was named 5A Player of the Year by the Alabama Sports Writers Association, and the High School Baseball Player of the Year by the Mobile Press-Register... on the gridiron, led St. Paul's to the 5A state championship as both a wide receiver (56 catches, 995 yards) and defensive back, earning First-Team All-State recognition from the Birmingham News...earned AFLAC All American honors and won AFLAC's Home Run Derby (hit eight homers)...hit .517 with seven homers and 36 RBI as a junior...signed a National Letter of Intent to play football and baseball at the University of Alabama.

HOOD'S BATTING HISTORY

YEAR	CLUB	AVG.	G	AB	R	H	2B	3B	HR	RBI	SH	SF	HBP	BB	SO	SB	CS	OPB	SLG	E
2008	GCL NATIONALS	.256	25	86	18	22	6	1	0	14	2	0	2	8	19	5	2	.333	.349	2
2009	GCL NATIONALS	.330	25	88	18	29	10	3	3	24	0	1	1	8	19	3	0	.388	.614	1
	VERMONT	.246	38	138	12	34	4	1	2	24	0	7	3	11	45	2	1	.302	.333	5
2010	HAGERSTOWN	.285	129	492	56	140	30	3	5	65	0	6	6	33	119	5	7	.333	.388	9
2011	POTOMAC	.276	128	463	61	128	29	5	13	83	0	6	9	58	96	21	6	.364	.445	1
2012	AUBURN	.176	5	17	3	3	1	0	0	0	0	0	1	2	7	0	0	.300	.235	0
	HARRISBURG	.245	94	355	45	87	20	3	3	45	0	4	6	24	89	6	1	.301	.344	3
2013	HARRISBURG	.224	112	392	44	88	18	5	4	40	1	5	4	27	116	5	7	.278	.327	4
2014	HARRISBURG	.329	19	73	9	24	1	0	1	5	0	0	1	2	18	6	0	.355	.384	0
	AUBURN	.143	3	7	0	1	1	0	0	1	0	0	0	3	5	0	0	.400	.286	0
	SYRACUSE	.294	84	309	43	91	24	2	10	36	0	1	2	22	65	4	3	.344	.482	3
2015	COLUMBUS	.169	17	59	3	10	2	2	0	2	0	0	0	4	21	1	0	.222	.271	2
	AKRON	.293	40	140	20	41	11	3	3	19	0	2	2	10	36	4	1	.344	.479	0
	READING	.287	42	167	19	48	13	1	7	37	1	1	0	7	42	1	1	.314	.503	0
2016	NEW ORLEANS	.267	126	476	61	127	29	3	15	80	0	8	1	37	113	11	6	.316	.435	3
	MIAMI	.240	13	25	3	6	1	0	1	2	0	0	0	0	11	0	1	.240	.400	0
MILB TOTALS		.268	887	3262	412	873	199	32	66	475	4	41	38	256	810	74	35	.324	.409	33

CAREER TRANSACTIONS

- 2015:** Signed by Miami as Minor League free agent on November 12
- 2014:** Signed by Philadelphia as Minor League free agent on July 17
Signed by Cleveland as Minor League free agent on December 15

- 2008:** Selected by Washington in second round of First-Year Player Draft; signed by Nationals' scout Eric Robinson





55

RYAN JACKSON

NON-ROSTER INVITE

INFIELD HT 6'0" WT 178 | BATS RIGHT THROWS RIGHT

 MLB SERVICE 168 DAYS | MLB DEBUT AUGUST 11, 2012 AT PHILADELPHIA (W/STL) | BIRTHPLACE MIAMI, FL
 BORN MAY 10, 1988 | OPENING DAY AGE 28 | CONTRACT STATUS SIGNED THROUGH 2017
 ACQUIRED SIGNED AS MINOR LEAGUE FREE AGENT ON JANUARY 2, 2017

2016 SUMMARY

- Divided season between Triple-A Lehigh Valley in Philadelphia's system and Triple-A Salt Lake in Angels system.
- Opened season at Lehigh Valley, making 30 appearances for IronPigs, batting .214 (18x84) with two doubles and seven RBI.
- Recorded season-high three hits on April 16 vs. Rochester, going 3x3 with one RBI.
- Traded to Angels in exchange for cash on May 20, and recorded season-long 10-game hitting streak in first 10 games for Bees. Hit .361 (13x36) with three doubles and seven RBI over streak.
- In 2x5 effort against Tacoma on June 16, drove in season-high three runs. Equaled season high on June 21 at El Paso, going 2x2 with a double. Also had three-RBI game on August 5 vs. Reno.
- Tied season high with three hits on Aug. 6 vs. Reno.
- In 62 games with Bees, hit .262 (54x206) with 19 runs scored, nine doubles and 33 RBI.

MAJOR LEAGUE CAREER HIGHLIGHTS

- Appeared in 22 games with Angels in **2015** after having contract selected on August 16.
- Made first and only Opening Day roster in **2013** with St. Louis. Appeared in just two games with Cardinals before being optioned on April 8.
- Had two stints with St. Louis in **2012**. Had contract selected on Aug. 10 and made MLB debut on Aug. 11 at Philadelphia, starting at second base.
- Recorded first Major League hit on Aug. 23 vs. Houston, a pinch-hit single off Dallas Keuchel.
- Optioned to Memphis on Aug. 28 before being recalled again on September 4.

MINOR LEAGUE CAREER HIGHLIGHTS

- Began **2015** campaign with Triple-A Omaha in Royals' system before being traded to Angels for cash on May 7.
- Hit .295 with 19 doubles over 104 games between Omaha and Triple-A Salt Lake.
- Limited to just 11 Minor League games in **2014** due to a strained right wrist.
- Spent **2013** season at Triple-A Memphis after making Cardinals' Opening Day roster.
- Spent majority of **2012** campaign with Memphis, prior to having contract selected by St. Louis on August 10.
- With Double-A Springfield in **2011**, ranked second in Texas League in doubles (34), third in games (135) and sacrifice hits (12), fourth in at-bats (533) and hits (148), eighth in total bases (221) and 11th in RBI (73).
- Named to both Texas League Midseason and Postseason All-Star teams.

CAREER BESTS

HITS	1 (2x) — LAST, 9/5/12 vs. NYM
RUNS	1 (2x) — LAST, 8/23/12 vs. HOU
HOME RUNS	—
RBI	—
SB	—
HITTING STREAK	—
GRAND SLAMS	—
CAREER PINCH-HIT HR	—
CAREER GAME-ENDING HR	—

MLB DISABLED LIST HISTORY

2014..... RIGHT WRIST STRAIN (SEPTEMBER 2-SEASON)

HONORS AND AWARDS

 2011..... TEXAS LEAGUE
 MIDSEASON AND POSTSEASON ALL-STAR
 TL PLAYER OF THE WEEK (JULY 25-31)

- Earned TL Player of the Week honors for July 25-31, batting .400 with one home run and eight RBI.
- Owned longest hitting streak (tied) in TL at 17 games from June 26-July 16.
- Played for Peoria in Arizona Fall League, batting .342 (26x76) in 23 games.
- Made professional debut in **2009** with Single-A Batavia, leading New York-Penn League in fielding percentage (.958), putouts (93), assists (184) and double plays (33).

PERSONAL/MISCELLANEOUS

- Ryan Christopher Jackson...married, wife's name is Jennifer... attended the University of Miami (FL) and was named the 2008 Coral Gables Regional Most Outstanding Player...also honored as a 2009 First-Team All-Atlantic Coast Conference selection... member of the 2008 Team USA Baseball national team... graduated from Florida Christian High School in 2006...selected as an AFLAC All-American and PlayStation All-American during his senior season.



JACKSON'S BATTING HISTORY

YEAR	CLUB	AVG.	G	AB	R	H	2B	3B	HR	RBI	SH	SF	HBP	BB	SO	SB	CS	OPB	SLG	E
2009	BATAVIA	.216	67	245	29	53	4	1	0	14	7	2	0	29	37	4	3	.297	.241	12
2010	QUAD CITIES	.272	84	302	47	82	13	2	2	27	0	5	0	48	63	6	7	.366	.348	21
	PALM BEACH	.291	41	148	14	43	10	1	1	8	6	1	1	11	21	3	2	.342	.392	6
2011	SPRINGFIELD	.278	135	533	65	148	34	3	11	73	12	6	4	44	91	2	0	.334	.415	19
2012	MEMPHIS	.272	117	445	60	121	23	1	10	47	12	3	0	43	75	2	0	.334	.396	12
	ST. LOUIS	.118	13	17	2	2	0	0	0	0	0	0	0	1	3	0	0	.167	.118	1
2013	MEMPHIS	.278	121	442	49	123	19	1	3	34	7	7	2	52	91	9	0	.352	.346	9
	ST. LOUIS	.000	7	7	0	0	0	0	0	0	0	0	0	2	0	0	0	.000	.000	0
2014	AZL PADRES	.211	5	19	2	4	0	0	0	0	0	0	1	0	6	1	0	.250	.211	1
	EL PASO	.188	6	16	3	3	1	0	0	0	1	0	0	5	4	0	0	.381	.250	0
2015	OMAHA	.305	19	59	9	18	3	0	1	2	2	0	0	7	13	0	1	.379	.407	3
	SALT LAKE	.293	85	314	33	92	16	3	1	26	7	2	0	40	66	1	3	.371	.373	8
	ANGELS	.000	22	9	0	0	0	0	0	0	4	0	0	1	5	0	0	.100	.000	1
2016	LEHIGH VALLEY	.214	30	84	8	18	2	0	0	7	1	0	0	17	26	1	2	.347	.238	2
	SALT LAKE	.262	62	206	19	54	9	0	0	33	2	3	0	30	45	4	2	.351	.306	7
	MILB TOTALS	.270	772	2813	338	759	134	12	29	271	57	29	8	326	538	33	20	.344	.357	100
	MLB TOTALS	.061	42	33	2	2	0	0	0	0	4	0	0	2	10	0	0	.114	.061	2

CAREER TRANSACTIONS

2017: Signed by Miami as Minor League free agent on January 2

2016: Acquired by Angels from Phillies in exchange for cash on May 20

2015: Signed by Philadelphia as Minor League free agent on November 18

Acquired by Angels from Royals in exchange for C Drew Butera on May 7

2014: Acquired by Kansas City from Dodgers in exchange for cash on November 26

Claimed off waivers by Los Angeles from Padres on Nov. 3

2013: Acquired by San Diego from Astros in exchange for INF Jesus Guzman on December 18

Claimed off waivers by Houston from Cardinals on Nov. 20

2009: Selected by St. Louis in fifth round of First-Year Player Draft; signed by Cardinals' scout Mike Elias

MARLINS NOTES

YOUTH IS SERVED

BELOW IS A LIST OF THE YOUNGEST PLAYERS IN MARLINS HISTORY, BASED ON THEIR DEBUT DATES IN THE MAJOR LEAGUES:

1. OF	MIGUEL CABRERA	20 YEARS, 64 DAYS	6. 2B	LUIS CASTILLO	20 YEARS, 331 DAYS
2. RF	GIANCARLO STANTON	20 YEARS, 212 DAYS	7. RHP	RYAN DEMPSTER	21 YEARS, 20 DAYS
3. RHP	JOSE FERNÁNDEZ	20 YEARS, 250 DAYS	8. LHP	FELIX HEREDIA	21 YEARS, 50 DAYS
4. SS	EDGAR RENTERÍA	20 YEARS, 277 DAYS	9. RHP	JOE FONTENOT	21 YEARS, 64 DAYS
5. RHP	YORMAN BAZARDO	20 YEARS, 319 DAYS	10. RHP	JOSH BECKETT	21 YEARS, 112 DAYS



88 MATT JUENGEL

INFIELD HT 6'1" WT 191 | BATS RIGHT THROWS RIGHT

MLB SERVICE NONE | BIRTHPLACE HOUSTON, TX

BORN JANUARY 13, 1990 | OPENING DAY AGE 27 | CONTRACT STATUS SIGNED THROUGH 2017

ACQUIRED SELECTED IN 24TH ROUND OF 2012 FIRST-YEAR PLAYER DRAFT

2016 SUMMARY

- Hit a combined .266 (124x466) between Double-A Jacksonville (21 games) and Triple-A New Orleans (110 games), with 27 doubles, five triples, 12 home runs and 64 RBI.
- For season, ranked second on New Orleans in RBI (53) and third in batting average with runners on-base (.321).
- Ranked fifth in Marlins' organization in RBI and eighth in batting average.
- In 21 games with Jacksonville prior to promotion, hit .284 (21x74) with two doubles, one triple, one home run and 11 RBI.
- Recorded season-high three hits on April 26 at Montgomery, going 3x5 with two runs scored, one triple, one home run and four RBI.
- Promoted to New Orleans on April 30, taking over third-base duties.
- Recorded eight hits in first 43 at-bats with Zephyrs. Over next 16 games, hit .370 (20x54) with six doubles, one triple, three home runs and nine RBI.
- Tied career high with five RBI on July 6 vs. Round Rock, going 3x6 with a double and a triple.
- Equaled season-high in hits eight times with Zephyrs, including back-to-back three-hit efforts on July 25 at Oklahoma City and July 26 vs. Iowa, going 3x5 both days.
- In August, hit .314 (33x105) and led New Orleans with 16 RBI; had monthly career-high 11 multi-hit games.
- Following season, hit .265 (22x83) with three doubles, two home runs, and 16 RBI in 24 games for Yaquis de Obregon of Mexican Pacific League.

MINOR LEAGUE CAREER HIGHLIGHTS

- In **2015**, had career-high 17 home runs with Double-A Jacksonville.
- Tied for third in the Marlins' organization with 17 home runs for the year.
- Hit .391 (9x23) to earn Southern League Player of the Week honors for June 1-7.
- In **2014**, posted career highs in batting average (.271), doubles (32), triples (6), RBI (68), stolen bases (23), and multi-hit games (36); spent majority of year with Single-A Jupiter (132 games) and reached Triple-A for first time in career (3 games).
- Ranked third in Marlins' organization in steals.
- Led Florida State League in at-bats (511); tied for league lead in games played. Ranked third in FSL in hits (139) and doubles (32); tied for second with 80 runs scored.
- Had career-high 25-game on-base streak from May 21-June 19 with Jupiter.
- Promoted to Triple-A New Orleans July 18-20; hit RBI single in first at bat on July 18 at Omaha.

HONORS AND AWARDS

2016..... MILB.COM ORGANIZATIONAL ALL-STAR

2015..... SOUTHERN LEAGUE MIDSEASON ALL-STAR
SOUTHERN LEAGUE PLAYER OF THE WEEK (JUNE 1-7)

- In **2013** with Single-A Greensboro, tied for fourth in Marlins' organization with 14 home runs and ranked fourth in RBI (63).
- Slugged first career home run on July 21, **2012** at Mahoning Valley, when he went 3x4 with three RBI for Short-Season A Jamestown.
- Had career-high 16-game hitting streak from July 18-August 6.

PERSONAL/MISCELLANEOUS

- Matthew David Juengel (Ying-gle)...wife's name is Lauryn... Houston native, played college baseball at Texas A&M...was college teammates with St. Louis Cardinals pitcher Michael Wacha, Los Angeles Dodgers pitcher Ross Stripling, and Cleveland Indians outfielder Tyler Naquin...majored in Sports Management...led Aggies to 2011 Big 12 Championship and earned All-Big 12 honors...named to 2011 NCAA College Station Regional All-Tournament team...named to 2010 Big 12 All-Tournament team as Aggies won title...selected to All-Big 12 second team as utility player in 2010...began college baseball career at Panola College (Texas); earned All-Conference and Third-Team All-American selections...was named Texas Collegiate League Freshman of the Year.



JUENGEL'S BATTING HISTORY

YEAR	CLUB	AVG.	G	AB	R	H	2B	3B	HR	RBI	SH	SF	HBP	BB	SO	SB	CS	OPB	SLG	E
2012	JAMESTOWN	.218	46	179	25	39	3	4	1	16	0	0	6	13	26	2	1	.293	.296	13
2013	GREENSBORO	.270	123	444	61	120	22	1	14	63	0	4	11	40	56	6	4	.343	.419	10
2014	NEW ORLEANS	.231	3	13	1	3	0	0	1	3	0	0	0	2	0	0	0	.231	.462	0
	JUPITER	.272	132	511	80	139	32	6	6	65	2	3	10	36	75	23	2	.330	.393	7
2015	JACKSONVILLE	.245	123	437	54	107	21	4	17	67	0	5	2	30	66	3	1	.293	.428	6
2016	JACKSONVILLE	.284	21	74	10	21	2	1	1	11	0	2	0	3	6	1	2	.304	.378	3
	NEW ORLEANS	.263	110	392	57	103	25	4	11	53	0	2	5	32	76	0	0	.325	.431	12
MILB TOTALS		.260	558	2050	288	532	105	20	51	278	2	16	34	154	307	35	10	.319	.405	51

CAREER TRANSACTIONS

2012: Selected by Miami in 24th round of First-Year Player Draft; signed by Marlins' scout Ryan Wardinsky



- Courtesy Rob Foldy 2017

FRONT OFFICE

FIELD STAFF

PLAYERS

2016 IN REVIEW

CLUB HISTORY

POSTSEASON HISTORY

PLAYER DEVELOPMENT

2017 OPPONENTS

GENERAL INFORMATION

133



34 TOM KOEHLER

PITCHER HT 6'2" WT 238 | BATS RIGHT THROWS RIGHT

MLB SERVICE 4 YEARS, 16 DAYS | MLB DEBUT SEPTEMBER 5, 2012 VS. MILWAUKEE | BIRTHPLACE BRONX, NY

BORN JUNE 29, 1986 | OPENING DAY AGE 30 | CONTRACT STATUS SIGNED THROUGH 2017

ACQUIRED SELECTED IN 18TH ROUND OF 2008 FIRST-YEAR PLAYER DRAFT

2016 SUMMARY

- Completed fourth full Major League season with a team-high 33 starts, becoming third pitcher in Marlins history with at least 30 starts in three straight seasons, joining Dontrelle Willis (four seasons, 2004-07) and Scott Olsen (three seasons, 2006-08).
- Pitched 176.2 innings and had 147 strikeouts, becoming second Marlins pitcher with three-or-more straight seasons of at least 170.0 innings and 130 strikeouts, joining Willis (four seasons, 2004-07).
- Tossed a season-high 8.0 innings July 21 vs. Philadelphia, tying career-high in innings pitched (fifth time).
- Had a career-best streak of seven quality starts from July 21-August 25, going 3-1 with a 2.00 ERA (45.0 ip/10 er). Ranked second in National League in ERA during that stretch, behind only Kyle Hendricks (1.98).
- Allowed a combined 12 hits across four starts from July 21-Aug. 9, marking his fewest hits given up in a four-start span, ahead of 14 from April 15-May 2, 2014. Went 3-0, 0.67 (27.0/2) during that stretch.
- Became 10th Marlins pitcher to record 500 strikeouts, reaching mark with third of five strikeouts on August 14 vs. White Sox at Marlins Park.
- Issued three-or-fewer walks in 17 consecutive starts from June 24-September 21, a career-best streak.
- Tied a career-high with five road victories, matching total from 2015. Went 5-6 with a 4.48 ERA (96.1/48) in 18 away starts compared to 4-7, 4.15 (80.1/37) in 15 home starts.
- Posted a career-best .243 (75x309) opponent batting average after All-Star break, which led team and ranked 17th among NL starters (min. 10 starts).
- Received a career-high 4.74 run support average, ahead of a 4.66 average in 2014.

MAJOR LEAGUE CAREER HIGHLIGHTS

- Led the **2015** Marlins staff in wins (11), losses (14), starts (31), innings (187.1), walks (77) and strikeouts (137). His 11 wins established a career best.
- Opened season going 2-3, 4.62 (39.0/20) in seven starts. Moved to bullpen and made just one appearance, on May 16 vs. Atlanta (3.0 ip, 2 h, 0 r). Returned to rotation after that outing and went 9-11, 4.03 (145.1/65) in 24 starts to end season.
- Owned fifth-best home ERA among qualifying NL starters at 1.68 (48.1 ip/9 er) prior to All-Star Break, going 4-1 in seven starts (eight outings). Allowed more than two earned runs in just one of those starts, giving up three to Philadelphia on May 1. Marked ninth-lowest pre-ASG home ERA in Club history (min. five starts). - *STATS LLC*

CAREER BESTS

INNINGS PITCHED.....	8.0 (5x) — LAST, 7/21/16 at PHI
STRIKEOUTS.....	10 (2x) — LAST, 9/9/15 vs. MIL
LAST COMPLETE GAME.....	—
LAST SHUTOUT.....	—
LOW-HIT COMPLETE GAME.....	—
SCORELESS IP.....	16.0 — 5/2/14 to 5/12/14
WIN STREAK.....	3 (4x) — LAST, 7/21/16 to 8/9/16
LOSS STREAK.....	7 — 7/29/15 to 8/29/15

MLB DISABLED LIST HISTORY

NONE

HONORS AND AWARDS

2015.....	SOUTH FLORIDA BBWAA CHARLIE HOUGH "GOOD GUY" AWARD
2012.....	PACIFIC COAST LEAGUE PITCHER OF THE WEEK (JUNE 11-17) PACIFIC COAST LEAGUE MIDSEASON ALL-STAR
2010.....	SOUTHERN LEAGUE MOST OUTSTANDING PITCHER SOUTHERN LEAGUE ALL-STAR

- Held opponents to .216 (37x171) average when leading off an inning, the ninth-best mark among qualifying National League starters. - *STATS LLC*
- Posted best six-start stretch of season from June 15-July 23, going 4-2 with 1.62 ERA (39.0/7). Held opponents to one or no earned runs in four of six starts.
- Tossed career-high tying 8.0 innings (fourth time) on September 9 vs. Milwaukee. Also tied career high with 10 strikeouts. Snapped career-long seven-game losing streak with 5-2 win.
- Finished **2014** season by earning 10th win, marking first campaign with double-digit wins in first year as a full-time member of rotation.
- Recorded four straight starts to open the season with at least 6.0 innings and no more than two runs allowed. That tied Kevin Brown (1997) for the Club record for consecutive starts of 6.0 innings and two-or-fewer runs to open a season, according to *STATS LLC*.



- Went 3-2, 1.99 through first seven starts, while teammate José Fernández went 4-1, 1.74. Became first teammates in Club history to have winning records with ERA under 2.00 through first seven starts.
- Ended season with 2.81 ERA (102.1 IP/32 ER) vs. NL East, the fifth-best mark among his division counterparts (min. 15 GS).
- With runners in scoring position, ranked 12th among NL starters with a .226 (38x168) average against.
- According to FanGraphs, owned the seventh-lowest opponents' line drive rate (17.9%) among Major League starters.
- Induced 21 grounded into double plays, tied with two others for fifth-most among NL starters, behind Henderson Alvarez, Adam Wainwright and Willy Peralta (24 each), and Charlie Morton (22).
- Among NL starters, ranked ninth in HR/FB rate (7.4%) and 24th in opponents' average on balls in play (.293). Held opponents to 50 extra-base hits, tied with Henderson Alvarez and Jordan Zimmermann for third-fewest total among NL starters (min. 30 GS).
- Was sixth in Majors in putouts as a pitcher (22).
- Joined starting rotation in **2011** on May 12, going 5-10, 4.51 ERA (131.2 IP/66 ER) in 23 starts.
- Turned in best outing on Sept. 15 at Citi Field, a 1-0 loss to the Mets in 12 innings. Tossed 8.0 shutout innings of three-hit ball, but did not factor in decision; recorded five strikeouts with no walks. The 8.0 innings pitched tied a career high (also, May 29, 2013 vs. Tampa Bay).
- Pitched 6.0-plus innings in 10 starts, going 4-2, 2.12 ERA (68.0/16) and .209 (50x239) opponents' batting average in those games.
- In first 11 starts, issued just 17 walks in 64.2 innings pitched, a rate of 2.37 walks per 9.0 innings; over last 12 starts, issued 31 walks in 67.0 innings pitched for a 4.16 BB/9 rate.
- Opened season with six appearances out of bullpen. Went 0-0 with a 3.18 ERA (11.1/4) in those outings, with a .135 (5x37) opponents' average.
- In his start on May 18 vs. Arizona, only run for either team came on a lead-off home run by the D-backs' Gerardo Parra on first pitch of the game. Last time a Major League contest had its only run come via a home run on game's first pitch was September 14, 1993, when Pittsburgh's Carlos Garcia homered off Florida's Chris Hammond in a 6.0-inning contest (*STATS LLC*). According to *Elias*, the last time it happened in a nine-inning game was Sept.

2, 1963, when Pete Rose homered off the Mets' Jay Hook at the Polo Grounds in New York.

- Recalled by Miami from Triple-A New Orleans on Sept. 2, **2012** and made Major League debut on Sept. 5 vs. Milwaukee. Allowed four runs on three hits (two home runs) with a walk and one strikeout over 2.0 innings. Allowed just one run over final six relief appearances (6.1 IP).
- Tied a Marlins' season high with five strikeouts by a reliever on Sept. 17 vs. Atlanta in 2.0 innings pitched (also, Chad Gaudin on July 21 at Pittsburgh).
- Called on to make Closing Day start, October 3 vs. Mets. Allowed three runs on six hits (two home runs) with no walks and three strikeouts over 5.0 innings in loss.

MINOR LEAGUE CAREER HIGHLIGHTS

- Spent most of **2012** with New Orleans, making 27 starts and one relief appearance, going 12-11 with a 4.17 ERA (151.0 IP/70 ER).
- Made only relief outing in last appearance with Zephyrs, August 30 vs. Round Rock. Allowed three hits and one run (home run) with a walk and two strikeouts over 2.0 innings.
- Lost first three decisions with Zephyrs (four starts), allowing 13 earned runs over 15.0 innings. Then rattled off wins in each of his next four starts, surrendering just four earned runs over 24.0 frames.
- Tied for most wins in Club's Minor League system (12) in **2011**. Also, tied for fourth in strikeouts (116) and second in walks (79).
- Named Southern League's Most Outstanding Pitcher in **2010**, tying SL record for wins. Tied for most wins among all full-season Minor Leaguers, while his ERA (2.61) ranked fourth in all of Double-A.
- Led organization in wins (14) and strikeouts (145), and ranked third in ERA (2.61) and innings pitched (58.2).

PERSONAL/MISCELLANEOUS

- Thomas R. Koehler (Coal-ler)...married to Ashley (Westphal)...they have two daughters, Riley and Reese...graduated from New Rochelle (NY) High School, where he earned three varsity letters...named Rawlings All-Northeast, Section 1 Pitcher of the Year, spring Athlete of the Year, All-Section and All-State following a senior season that saw him go 6-1 with a 0.86 ERA and 108 strikeouts compared to just 12 walks...attended Stony Brook University, where in his four years went 17-19 with a 4.88 ERA in 59 games with the Seawolves.

KOEHLER'S PITCHING HISTORY

YEAR	CLUB	W-L	ERA	G	GS	CG	SHO	SV	SVO	IP	H	R	ER	HR	HB	BB	SO	WP	BK
2008	JAMESTOWN	5-5	3.68	15	13	0	0	0	0	66.0	66	33	27	0	10	29	58	3	0
2009	GREENSBORO	5-5	3.20	18	18	0	0	0	0	98.1	88	37	35	9	11	39	82	6	1
	JUPITER	4-1	3.38	6	6	0	0	0	0	34.2	35	15	13	0	2	9	25	3	0
2010	JACKSONVILLE	16-2	2.61	28	28	0	0	0	0	158.2	140	57	46	11	8	46	145	4	0
2011	NEW ORLEANS	12-7	4.97	28	28	0	0	0	0	150.1	144	90	83	18	5	79	116	4	1
2012	NEW ORLEANS	12-11	4.17	28	27	0	0	0	1	151.0	154	80	70	15	6	61	138	2	2
	MIAMI	0-1	5.40	8	1	0	0	0	0	13.1	15	8	8	4	0	2	13	0	0
2013	NEW ORLEANS	0-2	2.74	4	4	0	0	0	0	23.0	16	8	7	2	0	12	18	0	0
	MIAMI	5-10	4.41	29	23	0	0	0	0	143.0	140	72	70	14	5	54	92	7	0
2014	MIAMI	10-10	3.81	32	32	0	0	0	0	191.1	177	84	81	16	7	71	153	4	0
2015	MIAMI	11-14	4.08	32	31	0	0	0	0	187.1	180	96	85	22	6	77	137	2	0
2016	MIAMI	9-13	4.33	33	33	0	0	0	0	176.2	176	93	85	22	5	83	147	9	0
	MILB TOTALS	54-33	3.71	127	124	0	0	0	1	682.0	643	320	281	55	42	275	582	22	4
	MLB TOTALS	35-48	4.16	134	120	0	0	0	0	711.2	688	353	329	78	23	287	542	22	0

KOEHLER'S BATTING HISTORY

YEAR	CLUB	AVG.	G	AB	R	H	2B	3B	HR	RBI	SH	SF	HBP	BB	SO	SB	CS	OPB	SLG	E
2016	MIAMI	.098	33	51	1	5	0	0	0	4	4	0	0	1	28	0	0	.115	.098	1
MLB TOTALS		.089	134	191	4	17	1	0	0	5	26	0	0	4	101	0	0	.108	.094	7

2016 DAY-BY-DAY/MISC. INFO

DATE	OPP	DEC	IP	H	R	ER	BB	SO	HR	TP/ST	SCORE
4/10	@WSH	L(0-1)	6.1	8	2	2	4-1	6	0	101/64	L,2-4
4/16	ATL	L(0-2)	3.2	9	6	5	2-0	1	0	72/42	L,4-6
4/21	WSH	W(1-2)	5.0	2	1	1	1-0	5	1	85/49	W,5-1
4/26	@LAD	W(2-2)	5.0	3	3	2	4-0	3	0	88/52	W,6-3
APRIL		2-2	20.0	22	12	10	11-1	15	1		4.50 ERA
5/1	@MIL	L(2-3)	2.1	8	8	8	2-0	0	2	78/46	L,5-14
5/7	PHI	---	7.0	2	1	1	2-0	8	0	100/63	L,3-4
5/13	@WSH	---	5.2	6	1	1	5-0	4	0	107/57	L,3-5
5/18	@PHI	L(2-4)	7.0	7	3	2	5-1	4	0	115/67	L,2-4
5/24	TB	L(2-5)	5.0	6	3	3	5-0	6	0	102/62	L,3-4
5/29	@ATL	W(3-5)	7.0	3	3	2	5-0	2	0	102/57	W,7-3
MAY		1-3	34.0	32	19	17	24-1	24	2		4.50 ERA
6/3	NYM	L(3-6)	6.0	6	3	3	1-0	6	1	105/63	L,2-6
6/9	@MIN	W(4-6)	6.0	4	2	2	1-1	6	0	89/55	W,10-3
6/14	@SD	W(5-6)	6.0	6	2	2	1-0	8	0	98/64	W,5-2
6/19	COL	W(6-6)	6.0	2	0	0	6-1	6	0	92/48	W,3-0
6/24	CHC	---	6.0	7	4	4	2-0	6	2	96/60	L,4-5
6/29	@DET	L(6-7)	3.0	8	5	5	1-0	2	0	90/55	L,3-10
JUNE		3-2	33.0	33	16	16	12-2	34	3		4.36 ERA
7/4	@NYM	---	5.0	7	2	2	1-0	0	2	85/35	L,6-8
7/10	CIN	---	4.0	7	3	3	1-0	2	0	70/42	W,7-3
FIRST HALF		6-7	96.0	101	52	48	49-4	75	8		4.50 ERA
7/16	@STL	L(6-8)	4.0	7	4	4	3-0	4	0	91/51	L,0-5
7/21	@PHI	W(7-8)	8.0	2	3	1	1-0	5	2	110/75	W,9-3
7/26	PHI	W(8-8)	6.0	3	0	0	1-0	5	0	73/51	W,5-0
JULY		2-1	27.0	26	12	10	7-0	16	4		3.33 ERA
8/3	@CHC	---	6.0	5	1	1	1-0	7	0	103/63	L,4-5
8/9	SF	W(9-8)	7.0	2	0	0	3-0	6	0	112/70	W,2-0
8/14	CHW	---	6.0	6	3	3	1-0	5	1	91/61	W,5-4
8/19	@PIT	---	6.0	8	2	2	0-0	2	1	95/62	W,6-5
8/25	KC	L(9-9)	6.0	7	4	3	2-1	6	1	107/68	L,2-5
8/30	@NYM	L(9-10)	5.0	10	5	5	3-1	6	2	100/63	L,4-7
AUGUST		1-2	36.0	38	15	14	10-2	32	5		3.50 ERA
9/4	@CLE	---	6.0	3	0	0	2-0	6	0	107/65	L,5-6
9/10	LAD	L(9-11)	5.0	6	4	4	2-0	4	3	87/53	L,0-5
9/16	@PHI	---	5.0	5	2	2	3-0	7	1	101/63	*L,3-4
9/21	WSH	L(9-12)	4.0	2	4	3	3-0	3	1	85/49	L,3-8
9/27	NYM	L(9-13)	3.2	6	4	4	4-1	3	2	74/42	L,1-12
SEPTEMBER		0-3	23.2	22	14	13	14-1	23	7		4.94 ERA
10/2	@WSH	---	3.0	3	5	5	5-0	3	0	73/38	L,7-10
SECOND HALF		3-6	80.2	75	41	37	34-3	72	14		4.13 ERA

*extra inning game

RUNS ALLOWED BY INNING

1	2	3	4	5	6	7	8	9	10+	Total
20	10	18	24	2	14	2	3	-	-	93

RUN SUPPORT

0R	1R	2R	3R	4R	5R	6R	7R	8R	9R	10+R	AVG.
4	4	11	6	1	3	2	0	0	2	0	4.74

CAREER TRANSACTIONS

2008: Selected by Florida in 18th round of First-Year Player Draft, signed by Marlins' scout Steve Payne



NON-ROSTER INVITE

53 KYLE LOBSTEIN

PITCHER HT 6'2" WT 226 | BATS LEFT THROWS LEFT

MLB SERVICE 1 YEARS, 88 DAYS | MLB DEBUT AUGUST 23, 2014 AT MINNESOTA (W/DET) | BIRTHPLACE FLAGSTAFF, AZ

BORN AUGUST 12, 1989 | OPENING DAY AGE 27 | CONTRACT STATUS SIGNED THROUGH 2017

ACQUIRED SIGNED AS MINOR LEAGUE FREE AGENT ON NOVEMBER 10, 2016

2016 SUMMARY

- Split most of season between Pittsburgh (14 games) and Triple-A Indianapolis (19 games/6 starts).
- Opened season with Pirates, first of five stints in Majors (Opening Day-May 13; May 25-28; June 9-11; June 22-26; and July 6-7).
- Designated for assignment on August 30 and traded to Baltimore on Aug. 31; designated by Orioles on Aug. 31 and outrighted to Triple-A Norfolk on September 3.
- With Pirates, pitched entirely out of bullpen for first time in career.
- Earned first of two wins in season debut on April 5 vs. St. Louis (2.0 ip, h, bb, 3 so).
- Had career-best scoreless innings streak of 10.0 innings from April 15-May 2, spanning five outings.
- Did not allow a run in final five MLB appearances of season (4.1 ip).
- Made just six starts in 19 total appearances for Indianapolis; had season-high eight strikeouts in fourth start, on Aug. 6 vs. Toledo.
- Made just one appearance for Triple-A Norfolk after being acquired by Baltimore at trade deadline; tossed 1.0 inning in relief on Sept. 5 at Durham (bb).

MAJOR LEAGUE CAREER HIGHLIGHTS

- Posted 3-8 record, 5.94 ERA in 13 games (11 starts) for Detroit in **2015**.
- Began season with Triple-A Toledo; was recalled on April 8.
- Made season debut with Tigers on April 12 at Cleveland and won an 8-5 decision (5.0 ip/3 er).
- Pitched career-high 7.2 innings in winning third start on May 7 at White Sox.
- Was placed on 15-day disabled list on May 24 with a sore left shoulder; transferred to 60-day DL on July 30.
- Began an injury rehab assignment with Class-A Lakeland on August 5; made six injury rehab starts between Lakeland and Toledo from August 5-30 and went 0-3 with a 5.68 ERA (25.1ip/16er).
- Recalled from rehab and reinstated from DL on September 3.
- Made second MLB relief appearance (1.0 ip) on Sept. 26 vs. Minnesota; was first relief outing since MLB debut in 2014.
- Began **2014** with Triple-A Toledo.
- Lost first three decisions before winning three straight from May 2-13.
- Pitched season-high 8.0 innings in complete game loss (2-1) on May 18 at Rochester.
- Went 4-2, 1.16 ERA (38.2 ip/5 er) with 40 strikeouts in six starts during May.

CAREER BESTS

INNINGS PITCHED.....	7.2 — 5/7/15 AT CHW
STRIKEOUTS.....	10 — 9/2/14 AT CLE
SCORELESS IP.....	10.0 — 4/15/16 TO 5/2/16
WIN STREAK.....	2 — 4/5/16 TO SEASON
LOSS STREAK.....	6 — 5/13/15 TO 9/14/15

MLB DISABLED LIST HISTORY

2015..... LEFT SHOULDER SORENESS (MAY 24 TO SEPT. 3)

HONORS AND AWARDS

2013.....	DETROIT MINOR LEAGUE PITCHER OF THE MONTH (MAY)
2012.....	SOUTHERN LEAGUE PITCHER OF THE WEEK (MAY 14-20)
2011.....	FLORIDA STATE LEAGUE PITCHER OF THE WEEK (AUGUST 8-14) FSL PITCHER OF THE WEEK (MAY 30-JUNE 5) FSL PITCHER OF THE WEEK (MAY 16-22)
2010.....	MIDWEST LEAGUE PITCHER OF THE WEEK (AUG. 16-22)
2009.....	NEW YORK-PENN LEAGUE PITCHER OF THE WEEK (AUG. 24-30)

- Contract selected by Detroit on August 23; made Major League debut that day at Minnesota, pitching 5.2 innings of relief (ND).
- Received no-decision (6.0 ip/1 er) in first MLB start on Aug. 28 vs. Yankees.
- Optioned back to Toledo on August 28; recalled for rest of season on Sept. 2.
- Struck out career-high 10 batters on Sept. 2 at Cleveland.
- Joined Denny McLain (1963) and Jack Morris (1977) as only Detroit pitchers since 1914 to strike out 10 or more batters within first three MLB games.
- Earned first MLB win on Sept. 7 vs. San Francisco (5.2 ip, 1 r).
- Limited left-handed batters to .217 average (10x46).

MINOR LEAGUE CAREER HIGHLIGHTS

- Split **2013** season between Double-A Erie and Triple-A Toledo, going 13-7, 3.27 ERA (167.2 ip/61 er) combined, with 148 strikeouts in career-high 28 starts.

FRONT OFFICE | FIELD | PLAYERS | 2016 IN REVIEW | CLUB HISTORY | POSTSEASON HISTORY | PLAYER DEVELOPMENT | 2017 DRAFT | ANNUAL INFORMATION



- Set Minor League career highs in wins, innings pitched, and strikeouts.
- Began season with Erie and won four straight starts between April 27 and May 12.
- Named Detroit's Minor League Pitcher of the Month for May; was 3-1, 2.68 ERA in six starts.
- Pitched 9.0-inning complete game on May 7 at Akron and an 8.0-inning complete-game loss on May 28 at Trenton.
- Went 2-0 with a 2.40 ERA (15.0 ip/4 er) in last two Double-A starts.
- Promoted to Toledo on June 23 and made debut on June 27 at Pawtucket (5.0 ip/2 er).
- Won his first career Triple-A game on July 2 at Lehigh Valley.
- Won each of last three starts from Aug. 20-31; went 4-1, 3.44 (34.0 ip/13 er) in last six starts.
- Spent entire 2012 season with Double-A Montgomery in Rays' system.
- Ranked second in the Southern League in strikeouts and shared league lead in starts.
- Was named Southern League Pitcher of the Week for May 14-20 after going 1-0, 0.64 ERA (14.1 ip/1 er) and 10 strikeouts in two starts.
- Did not factor in decision in only start during Southern League playoffs, on Sept. 7 at Mobile (2-1 win); allowed one run over 6.0 innings, with seven strikeouts, in Montgomery's only win of series (3-1 series loss).
- Spent majority of 2011 season with Single-A Charlotte in Florida State League in Rays' system.
- Sidelined from April 7-27 with left elbow inflammation.
- Won three Player of the Week awards with Charlotte; went 9-9, 3.71 in 22 games (21 starts) for Stone Crabs.
- Made first appearance on April 28 vs. Jupiter and pitched 3.2 innings of relief, his first professional relief appearance.
- Compiled six-game winning streak from May 14 to June 15, posting 2.28 ERA (43.1ip/11er) over the seven-start stretch.
- Won first POW award for May 16-22; only start of that span was one-hit effort on May 19 at Clearwater (W, 7.0 ip, 3 bb, 9 so).
- Second POW came for May 30-June 5 period; had another 7.0-inning, one-hit outing, on June 4 at Bradenton (W, 5 so).
- Pitched 6.0-inning complete game in 2-1 loss in Game 2 of doubleheader on July 11 at Daytona.
- Went 2-0, 0.00 (12.0 ip) with 11 strikeouts in back-to-back starts on August 8 & 13 and captured third POW award for Aug. 8-14 period.
- Promoted to Montgomery on Aug. 26 and made final two starts with the Biscuits; won first Double-A start on Aug. 26 vs. Carolina.
- Spent all of 2010 with Single-A Bowling Green; ranked fourth in Midwest League with 27 starts, and tied for fourth in innings pitched.
- Tossed 7.0-inning complete game on June 15 at Lansing.
- Went 4-0, 1.19 ERA (30.1 ip/4 er) in five starts during June.
- Earned Midwest League Player of the Week honors for August 16-22; earned win on Aug. 18 at Lake County (7.0 ip, 4 h, 7 so).
- Made professional debut in 2009 with Short-Season A Hudson Valley in Tampa Bay system.
- Ranked fifth in New York-Penn League in strikeouts and eighth in ERA.
- Ranked second in NYPL with .204 average against.
- Won first professional game in fifth start on July 18 at Jamestown.
- Earned NYPL Player of the Week honors for Aug. 24-30; earned win on Aug. 25 vs. Tri-City (7.0 ip, 2 h, 8 so, wp).
- Struck out at least eight batters in four of last five starts of season, including season-high 10 on Aug. 20 vs. Mahoning Valley and nine in each of last two starts.

PERSONAL/MISCELLANEOUS

- Kyle Eric Lobstein (LOB-steen)...married to Samantha...graduated Coconino High School in Flagstaff, Arizona in 2008...had committed to University of Arizona prior to signing with Tampa Bay...went 6-2, 1.32 with 75 strikeouts as a senior and batted .398 with four home runs...was a member of USA Baseball's junior national team in 2007...was teammate of current Marlins' infielder Derek Dietrich with Double-A Montgomery in 2012.

LOBSTEIN'S PITCHING HISTORY

YEAR	CLUB	W-L	ERA	G	GS	CG	SHO	SV	SVD	IP	H	R	ER	HR	HB	BB	SO	WP	BK
2009	HUDSON VALLEY	3-5	2.58	14	14	0	0	0	0	73.1	55	23	21	4	3	23	74	4	0
2010	BOWLING GREEN	9-8	4.14	27	27	1	0	0	0	148.0	140	76	68	14	3	54	128	6	0
2011	CHARLOTTE	9-9	3.71	22	21	1	0	0	0	121.1	120	54	50	11	3	30	85	4	0
	MONTGOMERY	1-1	7.36	2	2	0	0	0	0	11.0	14	9	9	4	2	6	11	1	0
2012	MONTGOMERY	8-7	4.06	27	27	0	0	0	0	144.0	140	73	65	12	2	69	129	4	0
2013	ERIE	7-4	3.12	15	15	2	0	0	0	95.1	92	35	33	6	0	27	83	1	1
	TOLEDO	6-3	3.48	13	13	0	0	0	0	72.1	73	32	28	2	4	25	65	1	0
2014	TOLEDO	9-11	4.07	26	25	1	0	0	0	145.0	174	71	66	10	4	42	127	3	0
	DETROIT	1-2	4.35	7	6	0	0	0	0	39.1	35	20	19	3	0	14	27	0	0
2015	LAKELAND	0-1	3.52	2	2	0	0	0	0	7.2	7	4	3	1	0	2	4	0	0
	TOLEDO	0-2	6.62	4	4	0	0	0	0	17.2	26	16	13	2	1	9	13	0	0
	DETROIT	3-8	5.94	13	11	0	0	0	0	63.2	78	43	42	7	0	23	32	2	1
2016	PITTSBURGH	2-0	3.96	14	0	0	0	0	0	25.0	25	11	11	2	2	12	15	2	0
	INDIANAPOLIS	1-3	4.11	19	6	0	0	1	1	50.1	55	26	23	3	1	17	42	1	0
	NORFOLK	0-0	0.00	1	0	0	0	0	0	1.0	0	0	0	0	0	1	0	0	0
	MILB TOTALS	53-54	3.84	172	156	5	0	1	1	888.0	896	419	379	69	23	305	761	25	1
	MLB TOTALS	6-10	5.06	34	17	0	0	0	0	128.0	138	74	72	12	2	49	74	4	1

LOBSTEIN'S BATTING HISTORY

YEAR	CLUB	AVG.	G	AB	R	H	2B	3B	HR	RBI	SH	SF	HBP	BB	SO	SB	CS	OPB	SLG	E
2016	PITTSBURGH	.000	14	2	0	0	0	0	0	0	0	0	0	0	1	0	0	.000	.000	0

CAREER TRANSACTIONS

2016: Signed by Miami as Minor League free agent on November 10

Acquired by Baltimore from Pittsburgh in exchange for LHP Zach Phillips on August 31

2015: Acquired by Pittsburgh from Detroit in exchange for cash considerations on December 21

2012: Acquired by Detroit from New York-AL in exchange for cash considerations on Dec. 6

Selected by New York-AL in Major League Phase of Rule 5 Draft on Dec. 6

2008: Selected by Tampa Bay in second round of First-Year Player Draft; signed by Rays' scout Jayson Durocher



- Courtesy Rob Foldy 2017



31 JEFF LOCKE

PITCHER HT 6'0" WT 191 | BATS LEFT THROWS LEFT

MLB SERVICE 4 YEARS, 20 DAYS | MLB DEBUT SEPTEMBER 10, 2011 VS. FLORIDA (W/PIT) | BIRTHPLACE NORTH CONWAY, NH
 BORN NOVEMBER 20, 1987 | OPENING DAY AGE 29 | CONTRACT STATUS SIGNED THROUGH 2017
 ACQUIRED SIGNED AS FREE AGENT ON DECEMBER 12, 2016

2016 SUMMARY

- Spent full season in Majors for third time in career, going 9-8 with a 5.44 ERA (127.1 ip/77 er) in 30 appearances (19 starts).
- First 17 appearances were starts; posted 8-5, 5.38 marks in that time.
- Four of 15 appearances after July 1 were starts; went 1-2, 9.92 (16.1/18) in starts, and 1-1, 3.38 in relief.
- Between May 19 and July 1, factored in decision in all nine starts, going 7-2, 4.92 (56.2/31).
- That span included season-long four-game winning streak from May 19-June 4.
- On May 30 at Miami, set new career high with 9.0 innings pitched in 10-0 win (3 h, so); was first career complete game and shutout.
- Posted 5-2, 3.63 record in 15 games (eight starts) at home, and 4-6, 7.16 mark in 15 games (11 starts) on road.
- Overall, went 8-7, 5.86 (106.0/69) as starter and 1-1, 3.38 as reliever (21.0/8).

MAJOR LEAGUE CAREER HIGHLIGHTS

- Set career highs in innings pitched and strikeouts in **2015**, and tied career high in starts.
- Recorded his first career extra-base hit (double) and RBI on April 10 at Milwaukee.
- Tied career high with 8.0 inning and retired 23 of last 25 batters faced while winning second start on April 18 vs. Milwaukee.
- Retired last 19 batters faced while giving up just two hits in 8.0 innings of 1-0 victory vs. Cleveland on July 4.
- Charged with two earned runs or less in six straight starts from June 12 to July 9 and posted 1.59 ERA (34.0 ip/6 er) in that time.
- Had an RBI-single while losing a 6-1 decision on July 19 at Milwaukee.
- In 10 starts in June & July, posted 3-3 record with 3.12 ERA (57.2/20).
- Began **2014** season on 15-day disabled list with a right oblique strain.
- Made rehab start with High-A Bradenton on April 9 and struck out 10 batters.
- Was reinstated from DL and optioned to Triple-A Indianapolis on April 10.
- Went 0-1, 5.68 ERA (19.0/12) in four Triple-A starts before being recalled by Pittsburgh on May 5.
- Optioned back to Indianapolis on May 6 and went 3-0, 2.57 ERA (28.0/8) in five starts during May.
- Recalled by Pittsburgh on June 8 and made start that afternoon vs. Milwaukee; gave up three hits and just one run

CAREER BESTS

INNINGS PITCHED.....	9.0 — 5/30/16 at MIA
STRIKEOUTS.....	9 (2x) — LAST, 9/8/14 at PHI
LAST COMPLETE GAME.....	5/30/16 at MIA
LAST SHUTOUT.....	5/30/16 at MIA
LOW-HIT COMPLETE GAME.....	3 — 5/30/16 at MIA
SCORELESS IP.....	21.1 — 5/14/13 to 6/4/13
WIN STREAK.....	8 — 4/13/13 to 7/3/13
LOSS STREAK.....	3 (3x) — last, 7/26/13 to 9/7/13

MLB DISABLED LIST HISTORY

2014..... STRAINED RIGHT OBLIQUE (MARCH 21-APRIL 10)

HONORS AND AWARDS

2013.....	NATIONAL LEAGUE ALL-STAR
2012.....	PITTSBURGH MINOR LEAGUE PITCHER OF THE YEAR
2011.....	EASTERN LEAGUE MIDSEASON ALL-STAR
2010.....	FLORIDA STATE LEAGUE MIDSEASON ALL-STAR
2009.....	CAROLINA LEAGUE PITCHER OF THE WEEK (APRIL 27-MAY 3)
2007.....	APPALACHIAN LEAGUE PITCHER OF THE WEEK (JULY 16-22) AL POSTSEASON ALL-STAR

in 7.0 innings, but lost a 1-0 decision.

- Pitched career-high 8.0 innings (2 r) in a no-decision on June 13 at Miami.
- Won first decision with Pirates on June 24 at Tampa (7.1 ip/3 er).
- Tied career high with 8.0 Innings pitched on July 1 vs. Arizona.
- Pitched 8.0 innings for a third time while winning a 6-2 decision over Phillies on July 6.
- Won four straight decisions from August 6-27 and went 4-0, 2.90 (31.0/10) in five starts during August.
- Pitched 7.1 innings and gave up just one run to earn win on Aug. 27 vs. St. Louis; also went 2x3 for first career multi-hit game.
- Optioned to Indianapolis on Aug. 30, but was recalled on September 2.
- Tied career high (second time) with nine strikeouts while



winning seventh and final decision on Sept. 8 at Philadelphia (7.0 ip/1 er).

- Named to the National League All-Star team in **2013**, first full season in the Majors; did not pitch in ASG due lower back tightness.
- Posted 2.15 ERA (83.2/20) in 14 road starts; second-best road ERA in NL behind Clayton Kershaw (2.14).
- Shared team lead in starts and ranked second on staff in innings pitched.
- Tossed 7.0 scoreless innings and extended scoreless innings streak to 13.0 frames with his third win, on April 28 at St. Louis.
- Had scoreless innings streak snapped at 15.0 after giving up three runs in 5.0 ip on May 4 vs. Washington.
- Pitched career-high 21.1 consecutive scoreless innings from May 14-June 4; was 2-0, 1.80 (30.0/6) in five starts during streak.
- Walked career-high seven batters, but held the Cubs to one hit in 5.2 ip in no-decision on June 9.
- Won seventh-straight decision on June 25 at Seattle; first Pittsburgh lefty to win seven in a row since John Smiley in 1991.
- Pitched 23.1 consecutive scoreless innings at PNC Park from May 14 to July 3; longest scoreless streak at home for a Pittsburgh starting pitcher since Jerry Reuss (34.0) in 1975.
- Won eighth-straight game on July 3 vs. Philadelphia while also setting Club record for most consecutive starts (16) in a season without losing a game (previous mark of 15 was set by Dock Ellis in 1971).
- Career-long winning streak lasted eight decisions from April 13 to July 3; was second-longest streak in the NL in 2013 and most by a Pittsburgh lefthander since John Candelaria won eight straight in 1983.
- Streak ended on July 8 at PNC Park in 2-1 loss to Oakland (3 h, 2 r).
- Missed last scheduled start prior to All-Star break on July 12 due to lower back tightness.
- Attended All-Star festivities at Citi Field in New York, but was inactive for ASG.
- Struck out career-high nine batters on July 26 at Miami, but lost a 2-0 decision.
- Surrendered four runs in 4.0 ip in a no-decision vs. St. Louis on July 30, snapping streak of 17 straight starts with three earned runs or fewer.
- Optioned to Double-A Altoona on Aug. 28, but did not appear in any games.
- Gave up one run in 7.0 ip and posted 10th victory, a career-high, on Sept. 12 vs. Chicago.
- Went 8-2, 2.15 (109.0/26) in 18 starts prior to All-Star break and 2-5, 6.12 (57.1/39) in 12 starts after break.
- Made **2017** debut with Pirates on August 9 and retired all seven Arizona batters faced while making first Major League relief appearance.
- Suffered 5-1 loss in first start with Pirates on Sept. 3 vs. Houston (5.0 ip, 5 er).
- Went 0-3 with a 7.50 ERA (24.0/20) and gave up six home runs in his first five starts with Pittsburgh.
- Won first Major League game while making final start on October 1 vs. Atlanta.
- Went 1-3 with a 6.30 ERA in six starts with Pittsburgh.
- Singled off Chris Rusin for first big league hit on Sept. 9 vs. Chicago-NL.

- Made Major League debut in **2017**; recalled by Pittsburgh on Sept. 4 and started and lost big league debut (5.0 ip/3 r) on Sept. 10 vs. Florida.

MINOR LEAGUE CAREER HIGHLIGHTS

- Named Pittsburgh's Minor League Pitcher of the Year in 2012.
- Ranked second in Pittsburgh system in ERA, and third in strikeouts.
- Began season with Indianapolis and went 3-1 with a 2.31 ERA in his first six starts.
- Recalled by Pittsburgh on May 20 when Jason Grilli went on the Bereavement List, but did not appear in a game.
- Optioned back to Indianapolis on May 23.
- Went 3-1, 2.86 (34.2/11) in June and 2-1, 2.17 (29.0/7) in July.
- Ranked fourth in International League in ERA (2.66) and tied for fourth in strikeouts (113) at time of recall to Pittsburgh on Aug. 8.
- Returned to Indianapolis on Aug. 16 and went 1-0, 1.08 (16.2/2) in last three Triple-A starts.
- Allowed just three earned runs in final 36.0 ip (six starts) with Indianapolis (0.75 ERA).
- Finished third among International League pitchers in ERA, and fourth in strikeouts.
- Finished 2011 season second among Pittsburgh farmhands with 139 strikeouts.
- Went 8-10, 3.70 (153.1/63) in 28 Minor League games (27 starts) between Double-A Altoona and Triple-A Indianapolis.
- Began season with Altoona, where he was charged with two or fewer earned runs in 16-of-23 outings.
- Named to Eastern League mid-season All-Star team and tossed a scoreless inning in home state of New Hampshire in the game on July 13.
- Promoted to Indianapolis on Aug. 15 and made Triple-A debut that day with start at Louisville (ND, 5.2 ip, 4 h, 6 so).
- Picked up lone win with Indianapolis on Aug. 31 vs. Toledo after allowing one run in 7.0 innings.
- Went 12-5, 3.56, with 139 strikeouts and just 26 walks in 27 total starts between Single-A Bradenton and Double-A Altoona in 2010.
- Led organization in strikeouts and shared lead in wins with Jared Hughes and Rudy Owens.
- Named to Florida State League mid-season All-Star team with Bradenton.
- Won last four decisions with the Marauders and walked just three batters in his final six starts (33.2 ip).
- Promoted to Altoona on July 12 and earned win in first Double-A start, on July 16 at Harrisburg (5.0 ip/0 r).
- Pitched in front of nearly 1,000 family, friends and people from his hometown of North Conway, NH, on Aug. 18 at Portland and tossed 7.0 scoreless innings, earning win.
- Went 1-0, 1.54 in two starts during Altoona's Eastern League Championship run.
- Picked up win in Game Two of Championship Series against Trenton on Sept. 15.
- Went 5-8, 4.59 ERA (127.1/65) in 17 combined starts between Single-A Myrtle Beach (Braves) and Single-A Lynchburg (Pittsburgh) in 2009.
- Tossed 7.0 scoreless innings and allowed just two hits while winning lone game with Myrtle Beach on May 1 vs. Salem.
- Acquired by Pittsburgh on June 3 and remained in the Carolina League to pitch with Lynchburg.

- Went 3-0, 2.58 (45.1/13) in final eight regular season starts.
- Made two starts during the Carolina League playoffs, both no-decisions, for league champion Lynchburg.
- Spent entire 2008 season with Single-A Rome.
- Made lone relief appearance on May 29 vs. Asheville (7.0 ip/3 er).
- Tossed first professional complete game on Aug. 13 vs. Hagerstown in Game 1 of a doubleheader (7.0 ip/2 er).
- Spent entire 2007 season with Short-Season A Danville in Appalachian League.
- Named to AL post-season All-Star team and named Danville's Pitcher of the Year by Braves' organization.
- Garnered Baseball America post-season All-Star team honors.
- Tied for second in AL in wins and strikeouts, and was third with an 11.2 strikeout/per 9.0 ip ratio.

- Also ranked fourth in AL in ERA, good for fifth among starting pitchers in Atlanta farm system.
- Picked up first and only pro save in second outing, on June 22 vs. Bluefield (2.0 ip/2 er).
- Made pro debut for GCL Braves in 2006.
- First outing was out of bullpen on June 29 vs. GCL Indians (W, 2.0 ip, 0 r).
- Went 3-0, 1.29 (14.0/1) in five starts and 1-3, 6.50 (18.0/13) in five relief outings.

PERSONAL/MISCELLANEOUS

- Jeffrey Alan Locke...graduated from A. Crosby Kennett High School (North Conway, NH) in 2006.

LOCKE'S PITCHING HISTORY

YEAR	CLUB	W-L	ERA	G	GS	CG	SHO	SV	SVO	IP	H	R	ER	HR	HB	BB	SO	WP	BK
2006	GCL BRAVES	4-3	4.22	10	5	0	0	0	0	32.0	38	18	15	4	1	5	38	1	1
2007	DANVILLE	7-1	2.66	13	11	0	0	1	1	61.0	48	23	18	2	3	8	74	7	0
2008	ROME	5-12	4.06	25	24	1	0	0	0	139.2	150	75	63	6	4	38	113	8	1
2009	MYRTLE BEACH	1-4	5.52	10	10	0	0	0	0	45.2	47	31	28	1	5	26	43	6	0
	LYNCHBURG	4-4	4.08	17	17	0	0	0	0	81.2	98	44	37	4	1	18	56	2	0
2010	BRADENTON	9-3	3.54	17	17	0	0	0	0	86.1	82	42	34	6	7	14	83	0	0
	ALTOONA	3-2	3.59	10	10	0	0	0	0	57.2	57	24	23	5	4	12	56	3	1
2011	ALTOONA	7-8	4.03	23	22	0	0	0	0	125.0	118	68	56	9	8	46	114	10	1
	INDIANAPOLIS	1-2	2.22	5	5	0	0	0	0	28.1	25	8	7	1	0	9	25	0	0
	PITTSBURGH	0-3	6.48	4	4	0	0	0	0	16.2	21	12	12	3	1	10	5	0	0
2012	INDIANAPOLIS	10-5	2.48	24	24	0	0	0	0	141.2	126	42	39	9	7	43	131	2	0
	PITTSBURGH	1-3	5.50	8	6	0	0	0	0	34.1	36	21	21	6	1	11	34	0	0
2013	PITTSBURGH	10-7	3.52	30	30	0	0	0	0	166.1	146	69	65	11	6	84	125	8	2
2014	BRADENTON	0-1	3.00	1	1	0	0	0	0	6.0	5	2	2	1	0	1	10	0	0
	INDIANAPOLIS	3-1	4.14	9	9	0	0	0	0	50.0	51	24	23	5	2	22	37	2	0
	PITTSBURGH	7-6	3.91	21	21	0	0	0	0	131.1	127	63	57	16	4	40	89	1	0
2015	PITTSBURGH	8-11	4.49	30	30	0	0	0	0	168.1	179	95	84	15	7	60	129	5	0
2016	PITTSBURGH	9-8	5.44	30	19	1	1	0	0	127.1	151	81	77	17	3	44	73	7	0
	MLB TOTALS	54-46	3.63	164	155	1	0	1	1	855.0	845	401	345	53	42	242	780	41	4
	MLB TOTALS	35-38	4.41	123	110	1	1	0	0	644.1	660	341	316	68	22	249	455	21	2

BATTING HISTORY

YEAR	CLUB	AVG.	G	AB	R	H	2B	3B	HR	RBI	SH	SF	HBP	BB	SO	SB	CS	OPS	SLG	E
2016	PITTSBURGH	.125	31	32	0	4	0	0	0	0	6	0	0	1	17	0	0	.152	.125	2
	MLB TOTALS	.097	124	185	7	18	1	0	0	2	21	0	0	7	95	0	0	.097	.130	3

ALL-STAR HISTORY

YEAR	CLUB/TM	SITE	W-L	ERA	G	GS	CG	SHO	SV	SVO	IP	H	R	ER	HR	HB	BB	SO	WP	BK
2013	NL/PIT	NYM																		

CAREER TRANSACTIONS

2016: Signed by Miami as free agent on December 12

2009: Acquired by Pittsburgh with RHP Charlie Morton and OF Gorkys Hernandez from Atlanta in exchange for OF Nate McLouth on June 3

2006: Selected by Atlanta in second round of First-Year Player Draft; signed by Braves' scout Lonnie Goldberg





NON-ROSTER INVITE

84 CAM MARON

CATCHER HT 5'10" WT 186 | BATS LEFT THROWS RIGHT

MLB SERVICE: NONE | BIRTHPLACE: HUNTINGTON, NY

BORN: JANUARY 20, 1991 | OPENING DAY AGE: 26 | CONTRACT STATUS: SIGNED THROUGH 2017

ACQUIRED: SIGNED AS MINOR LEAGUE FREE AGENT ON DECEMBER 30, 2015

2016 SUMMARY

- Spent first season in Marlins' system, hit .302 for Double-A Jacksonville, highest mark in career when playing at least 60 games with a Club.
- Batted .375 (9x24) vs. left-handed pitching, and .290 (40x138) vs. right-handers.
- Batted .483 (14x29) in 10 games in June, with season-best eight-game hitting streak from June 12-July 6; hit .560 (14x25) during streak.
- Hit .337 with runners on base and .382 with RISP.

MINOR LEAGUE CAREER HIGHLIGHTS

- Began **2015** with Single-A Daytona in Cincinnati system; hit .333 (9x27) in 10 games before promotion to Double-A Pensacola on April 29. Hit .230 (20x87) in 35 games for Blue Wahoos before release on August 2.
- Signed by Texas on Aug. 7 and assigned to Single-A High Desert, batting .209 (9x43) in 12 games to end season.
- Played majority of **2014** with Single-A St. Lucie (98 games) in Mets' system; appeared in one game with Double-A Binghamton on Sept. 1 to end season.
- Had career-best 18-game hitting streak from May 30-June 28, batting .348 (23x66) with five doubles, a home run, and eight RBI.
- Also had a 10-game streak (Aug. 6-19) and nine-game streaks from April 9-18 and May 7-19.

HONORS AND AWARDS

2014..... FLORIDA STATE LEAGUE
MIDSEASON AND POSTSEASON ALL-STAR

2011..... APPALACHIAN LEAGUE POSTSEASON ALL-STAR

- Batted .291 in 51 games in first half, with eight doubles, two triples, three home runs, 32 RBI and .390 on-base percentage, and .270 in 47 second-half games, to earn Midseason and Postseason All-Star honors in Florida State League.
- In **2012** with Single-A Savannah, had 16-game hitting streak from May 25-June 23, batting .448 (30x67) with six doubles, a triple, and eight RBI.
- Spent most of **2011** with Kingsport (58 games) in rookie ball before making full-season debut for Savannah (one game) on Sept. 2 to end season.
- Was a Postseason All-Star in Appalachian League; batted .322 (58x180) in 51 games in July and August.
- Had 11-game hitting streak from July 31-Aug. 12, batting .405 (15x37) with two home runs and eight RBI.

PERSONAL/MISCELLANEOUS

- Camden J. Maron (MARR-un)...married to Jennifer...graduated from Hicksville High School (NY) in 2009.

BATTING HISTORY

YEAR	CLUB	AVG.	G	AB	R	H	2B	3B	HR	RBI	SH	SF	HBP	BB	SO	SB	CS	OPB	SLG	E
2009	GCL METS	.293	12	41	8	12	2	0	1	7	0	0	1	7	7	1	0	.408	.415	2
2010	GCL METS	.313	20	48	8	15	1	1	1	7	3	0	1	7	8	0	0	.411	.438	2
2011	KINGSPORT	.318	58	201	38	64	8	1	3	24	6	0	3	38	34	4	2	.434	.413	6
	SAVANNAH	.250	1	4	0	1	0	0	0	0	0	0	0	0	2	0	0	.250	.250	0
2012	SAVANNAH	.300	93	343	48	103	18	2	5	47	2	3	8	53	73	2	1	.403	.408	6
2013	ST. LUCIE	.235	84	285	25	67	13	2	0	29	1	0	1	38	49	1	0	.327	.295	8
2014	ST. LUCIE	.282	98	348	50	98	15	2	3	50	0	5	2	61	68	1	1	.387	.362	9
	BINGHAMTON	.500	1	2	0	1	0	0	0	0	0	0	0	0	1	0	0	.500	.500	0
2015	DAYTONA	.333	10	27	3	9	0	0	1	3	0	0	0	4	7	1	0	.419	.444	0
	PENSACOLA	.230	35	87	13	20	3	0	1	8	2	1	0	15	16	0	0	.340	.299	2
	HIGH DESERT	.209	12	43	2	9	2	0	0	5	0	0	0	3	7	0	0	.261	.256	0
2016	JACKSONVILLE	.302	61	162	17	49	8	0	1	23	2	0	0	24	23	1	0	.392	.370	2
	MILB TOTALS	.282	485	1591	212	448	70	8	16	203	16	9	16	250	295	11	4	.383	.366	37

CAREER TRANSACTIONS

2015: Signed by Miami as Minor League free agent on December 20**2014:** Selected by Cincinnati in Triple-A Phase of Rule 5 Draft on Dec. 11**2009:** Selected by New York-NL in 34th round of First-Year Player Draft; signed by Mets' scout Larry Izzo, Jr.



63 NICK MARONDE

PITCHER HT 6'1" WT 202 | BATS SWITCH THROWS LEFT

MLB SERVICE 88 DAYS | MLB DEBUT SEPTEMBER 2, 2012 VS. SEATTLE (W/LAA) | BIRTHPLACE LEXINGTON, KY
 BORN SEPTEMBER 5, 1989 | OPENING DAY AGE 27 | CONTRACT STATUS SIGNED THROUGH 2017
 ACQUIRED SELECTED IN TRIPLE-A PHASE OF RULE 5 DRAFT ON DECEMBER 8, 2016

2016 SUMMARY

- Split season between Double-A Akron (21 games) and Triple-A Columbus (17) in the Cleveland system.
- Opened season with Columbus and appeared in three games, posting 1.80 ERA and a save, before going on disabled list with strained left shoulder on April 18.
- Returned to action on May 21 for Akron, holding opponents scoreless on three hits over first five appearances combined (5.1 ip), with five strikeouts and one walk.
- Allowed just two earned runs over first 13 appearances with Akron, posting 1.38 ERA (13.0 ip) and two saves in two chances; allowed three earned runs in 14th appearance, on June 26 vs. Trenton.
- Following that outing, promoted to Columbus and allowed just one earned run in 7.0 innings across three outings.
- Returned to Akron for just one outing, on July 14 vs. Erie (1.0 ip, 2 h, so), before promoted again to Columbus.
- Next 10 appearances came for Clippers, from July 17-August 11; did not factor in any decisions or record a save in that time, posting 7.71 ERA (9.1/8), with eight strikeouts and five walks.
- Returned to Akron for six appearances from Aug. 16-31, going 0-0 with two saves in three chances, and posting 0.93 ERA (9.2/1), with nine strikeouts and no walks.
- Tossed season-high 3.1 innings in final outing with RubberDucks, on Aug. 31 at Erie.
- Promoted to Columbus for final time on September 1 and made one appearance, on Sept. 3 vs. Toledo (2.0 ip, 3 h, r, er, hr, 3 so).
- Held left-handed hitters to .205 (9x44) average with Akron, while lefties hit .258 (8x31) against him with Columbus.
- With Akron, opponents hit .222 (6x27) with just five RBI with runners in scoring position, and .176 (3x17) with one RBI with RISP and two outs. At Columbus, those numbers were .250 (6x24, 9 rbi) and .250 (4x12, 4 rbi), respectively.
- Leadoff hitters batted .238 (5x21) against him with Akron, but .348 (8x23) with Columbus.

MAJOR LEAGUE CAREER HIGHLIGHTS

- Last appeared in Majors in **2014**, making Opening Day roster for Angels and appearing in 11 games out of bullpen across two separate stints with the club.
- Posted 3.00 ERA (3.0/1) over first four appearances before being optioned to Triple-A Salt Lake on April 11.
- Recalled on April 21 and remained with Angels until being optioned on May 7 and remaining in minors for rest of season.
- Had eight consecutive scoreless outings (5.0 ip) for Angels from April 2-May 2, marking career-long scoreless innings streak.

CAREER BESTS

INNINGS PITCHED..... 1.1 (2x) — LAST, 4/24/13 vs. TEX
 STRIKEOUTS..... 3 (2x) — LAST, 4/4/14 at HOU
 SCORELESS IP..... 5.0 — 4/2/14 to 5/2/14
 WIN STREAK..... —
 LOSS STREAK..... —

MLB DISABLED LIST HISTORY

NONE

HONORS AND AWARDS

2014..... ARIZONA FALL LEAGUE FALL STARS GAME SELECTION
 2012..... ANGELS MINOR LEAGUE PITCHER OF THE YEAR
 CALIFORNIA LEAGUE PITCHER OF THE WEEK (APRIL 23-29)
 CL PITCHER OF THE WEEK (JULY 16-22)
 TEXAS LEAGUE PITCHER OF THE WEEK (AUGUST 6-12)

- Tied career high with three strikeouts on April 4 at Houston (1.0 ip, h).
- Had two stints with Angels in **2013**, from April 23-30 and July 29-Aug. 14.
- Allowed three earned runs in 2.1 innings across three outings in first stint (11.57 ERA); upon return, posted 3.00 ERA (3.0/1) in seven outings, with two holds and a .167 average against.
- Made Major League debut in **2012**; had contract selected on September 1 and made debut on Sept. 2 at Seattle, striking out only batter faced (Carlos Peguero).
- Became fourth pitcher in Angels' history and 15th in American League history to strike out only batter faced in MLB debut.

MINOR LEAGUE CAREER HIGHLIGHTS

- Spent majority of **2015** with Triple-A Columbus, where he opened season and went 0-8, 4.76 (85.0/45) in 28 outings (11 starts); final seven outings (no starts) were for Double-A Akron, going 0-1, 3.86 (7.0/3) from Aug. 19-Sept. 7.
- Opened season in Clippers' rotation; took a loss in four of first five starts, and seven of first 10 outings; six of the losses came in starts.
- Made just two starts for Columbus after June 1; finished stint with Clippers 0-2, 3.52 (30.2/12) in 17 relief outings and 0-6, 5.47 (54.1/33) in 11 starts.



- Struck out 11 batters over 4.2 on June 19 at Durham, his second-to-last start of season (ND, 3 h, r, er, 3 bb); highest strikeout total since setting career high with 12 for Single-A Inland Empire on April 27, 2012.
- Split **2014** season between seven different teams in two different organizations (Los Angeles-AL & Cleveland).
- Made Opening Day roster for Angels but was optioned to Triple-A Salt Lake on April 11.
- Recalled to Angels on April 21 but optioned back to minors (Salt Lake) for rest of season on May 8.
- Transferred to Double-A Arkansas on May 23, rehabbed at AZL Angels in early July, and designated for assignment on July 10.
- Acquired by Cleveland on July 12 for future considerations and rehabbed in Goodyear before making three starts at Single-A Mahoning Valley from Aug. 6-15.
- Closed out season with three starts between Akron and Columbus in late August, and made one start in International League playoffs for Columbus, a no-decision in Durham's Game 4 semi-final-clinching 4-2 win (5.0 ip, 3 h, 2 r, 2 er, 2 bb, 5 so).
- Pitched for Peoria in Arizona Fall League following the season; went 1-1, 8.36 (14.0/13) in 10 relief outings, with 11 strikeouts, and appeared in Fall Stars game on November 1, tossing 0.2 inning (h, so) for West squad in 6-2 loss.
- Spent majority of **2013** season with Double-A Arkansas (41 games); also had 10-game stint in Majors with Angels.
- With Arkansas, had season-long scoreless streaks of 10.1 innings from April 15-May15 and June 23-July 11.
- Posted 3.51 ERA (56.1/22) and 63 strikeouts for Travelers, and appeared in four postseason games, tossing four scoreless innings.
- Missed nearly two months of **2013** season with a lat strain, but still managed to garner Organizational Pitcher of the Year honors for Angels.
- Split season between Single-A Inland Empire (10 games, all starts), Double-A Arkansas (seven games, five starts), and Angels (12 games), as well as three-game rehab stint with AZL Angels.
- Combined to go 6-3, 2.36 (91.2/24) at Inland Empire and Arkansas.
- Began season with Inland Empire; went 0-1 over first six starts despite posting 2.83 ERA (35.0/11).
- Set career high with 12 strikeouts on April 27 vs. High Desert; three starts later, on July 17, posted 10 strikeouts at Stockton in a no-decision.

- The 12-strikeout outing earned him California League Pitcher of the Week honors for April 23-29, first of three weekly awards on the season.
- Earned second CL Pitcher of Week award for July 16-22; went 1-0, 0.00 (13.0 ip) in two road starts during that span, with 16 strikeouts.
- Won three of last four starts with 66ers before promotion to Arkansas on Aug. 2.
- Earned Texas League Pitcher of the Week honors for Aug. 6-12; only outing in that span was Aug. 8 at Corpus Christi (W, 8.0 ip, 4 h, 0 r, bb, 5 so).
- First five appearances with Travelers were starts, going 3-2, 3.52 (30.2/12); finished Minor League season with two relief outings (1.2 ip, 0 r) before promotion to Majors on Sept. 1.
- Made professional debut in **2011** with Rookie League Ogden in Pioneer League, going 5-0, 2.14 (46.1/11) in 11 starts.
- Tied for sixth in league in wins; ERA did not qualify for league leaders (min. 0.8 ip/league game), and official ERA title went to Taylor Siemens (2.23).

PERSONAL/MISCELLANEOUS

- John Nicholas Maronde (MUH-ron-DAY)...played for New Zealand in 2016 World Baseball Classic qualifying round...lived in Auckland, NZ for three years when his father, a pedigree expert in the horse racing industry, moved family there.... returned to U.S. prior to high school; attended Lexington Catholic High School (Lexington, KY) and University of Florida...appeared in two College World Series with the Gators...appeared in team-high 36 games as junior for Gators (43.0 ip, 27 h, 10 er, 55 so, 2.09 ERA) and held opponents to .178 batting average...had 8-1 record, 0.54 ERA, and 129 strikeouts in senior year of high school (77.0 ip)...member of 2007 US Junior National Team...went 14-0 for Lexington Catholic in 2006 as team won Kentucky state championship... had 38-3 record in high school career...was a 2007 Louisville Slugger High School All-American, and also first-team all-state, all-region, and all-city selection...played in COPABE "AAA" Pan American Junior Championships in summer of 2007...younger brother, Patrick, played with him on Howick Pakuranga Baseball Club in New Zealand, one of NZ's oldest baseball clubs...Patrick played collegiate baseball for Coastal Carolina (freshman year) before transferring to Samford for sophomore-senior years.

MARONDE'S PITCHING HISTORY

YEAR	CLUB	W-L	ERA	G	GS	CG	SHO	SV	SVO	IP	H	R	ER	HR	HB	BB	SO	WP	BK
2011	OREM	5-0	2.14	11	11	0	0	0	0	46.1	36	12	11	5	2	15	50	0	0
2012	AZL ANGELS	0-1	1.13	3	3	0	0	0	0	8.0	3	4	1	0	1	2	9	0	0
	INLAND EMPIRE	3-1	1.82	10	10	0	0	0	0	59.1	40	13	12	4	0	14	60	1	0
	ARKANSAS ANGELS	3-2	3.34	7	5	0	0	0	0	32.1	39	13	12	1	1	3	21	0	0
2013	ANGELS	0-0	1.50	12	0	0	0	0	0	6.0	6	1	1	0	0	3	7	0	0
	ANGELS	0-0	6.75	10	0	0	0	0	0	5.1	4	6	4	1	0	8	5	1	0
	ARKANSAS	2-4	3.51	41	0	0	0	0	2	56.1	41	25	22	4	2	37	63	2	0
2014	ANGELS	0-0	12.79	11	0	0	0	0	0	6.1	12	9	9	0	1	7	7	1	0
	SALT LAKE	0-0	9.35	9	0	0	0	0	0	8.2	11	9	9	0	0	15	12	2	0
	ARKANSAS	0-0	13.50	7	0	0	0	1	1	7.1	6	11	11	4	0	15	10	0	0
	AZL ANGELS	0-0	4.50	2	0	0	0	0	1	2.0	0	2	1	0	0	4	2	1	0
	MAHONING VALLEY	0-0	1.00	3	3	0	0	0	0	9.0	4	1	1	0	1	1	8	0	0
	AKRON	0-2	12.38	2	2	0	0	0	0	8.0	19	12	11	2	0	2	9	0	0
	COLUMBUS	0-0	0.00	1	1	0	0	0	0	6.0	2	0	0	0	0	1	8	0	0
2015	COLUMBUS	0-8	4.76	28	11	0	0	0	0	85.0	102	51	45	9	0	33	79	1	1
	AKRON	0-1	3.86	7	0	0	0	0	0	7.0	10	3	3	1	0	0	14	0	0
2016	AKRON	0-1	2.19	21	0	0	0	4	5	24.2	24	7	6	2	0	3	23	2	0
	COLUMBUS	0-0	4.24	17	2	0	0	1	1	23.1	25	12	11	1	0	11	16	0	0
MLB TOTALS		13-20	3.66	169	48	0	0	6	10	383.1	362	175	156	33	7	156	384	9	1
MLB TOTALS		0-0	7.13	33	0	0	0	0	0	17.2	22	16	14	1	1	18	19	2	0

CAREER TRANSACTIONS

- 2016:** Selected by Miami in Triple-A phase of Rule 5 Draft on December 8
- 2014:** Acquired by Cleveland from Los Angeles-AL in exchange for future considerations on July 12

- 2011:** Selected by Los Angeles-AL in third round of First-Year Player Draft; signed by Angels' scout Tom Kotchman
- 2008:** Selected by Oakland in 43rd round of First-Year Player Draft; did not sign



- Courtesy Josh Cataldo 2017



NON-ROSTER INVITE

65 KELVIN MARTE

PITCHER HT 5'8" WT 196 | BATS RIGHT THROWS LEFTMLB SERVICE: 11 DAYS | MLB DEBUT: SEPTEMBER 3, 2016 VS. MILWAUKEE (W/PIT) | BIRTHPLACE: SANTO DOMINGO, DOM
BORN: NOVEMBER 24, 1987 | OPENING DAY AGE: 29 | CONTRACT STATUS: SIGNED THROUGH 2017
ACQUIRED: SIGNED AS MINOR LEAGUE FREE AGENT ON JANUARY 3, 2017

2016 SUMMARY

- Spent most of season with Triple-A Indianapolis, making 34 appearances (four starts) and posting 4-3 record with 3.67 ERA (73.2 ip/30 er).
- Was 2-1 with two saves (four chances) as a reliever for Indianapolis, with 3.29 ERA (54.2/20), and 2-2, 4.74 (19.0/10) in his starts.
- His ERA improved each month at Triple-A: April (7.88/6 GP), May (5.02/8), June (3.79/9), July (2.20/8), August (1.69/3).
- Left-handed hitters batted .241 (20x83) against him at Triple-A, while right-handers hit .234 (45x192).
- Had 1.43 ERA (44.0/7) in 19 games (two starts) at home, and 6.98 ERA (29.2/23) in 15 games (two starts) on road.
- Contract selected on August 30 and made MLB debut on September 3 vs. Milwaukee (ND, 0.1 ip, h, bb, so).
- Second and final MLB outing was Sept. 4 vs. Milwaukee (3.0 ip, 4 h, 5 r, 0 er, 2 hr, bb).
- Following the season, earned Gold Glove and Pitcher of the Year award for Dominican Winter League with Leones del Escogido; went 5-1 with 1.44 ERA (62.1/10) in 11 starts, allowing just 43 hits (one home run) and 12 walks (0.88 WHIP), and striking out 25.

MINOR LEAGUE CAREER HIGHLIGHTS

- Spent all of **2015** with Double-A Richmond in San Francisco system, earning Eastern League Midseason All-Star honors after going 7-2, 2.54 (71.0/20) in 17 games (10 starts) during first half.
- First four outings of season were in relief; moved into rotation on May 4 and won four consecutive starts through May 22, with 3.91 ERA (23.0/10).
- Tossed second career complete-game shutout on July 17 vs. Altoona in Game 1 of doubleheader (7.0 ip, 5 h, 2 bb, so).
- Ranked fourth in Eastern League in ERA for season.
- Was 9-6, 2.76 (114.0/35) in 19 starts and 1-0, 1.69 (16.0/3) in seven relief outings.
- Reached 10 wins for second time in career with victory on Aug. 25 vs. Harrisburg.
- In **2014**, won five consecutive starts for Double-A Richmond from May 21-June 22, posting 2.14 ERA (29.1/7) in those outings (had relief appearances on June 1 & 3).
- Had first career complete-game shutout on July 4 vs. Reading (7.0 ip, 3 h, bb, 4 so).
- Promoted to Triple-A Fresno and made final six starts of season for Grizzlies from July 31-Aug. 29.
- Spent **2013** with Single-A San Jose; in rotation for seven starts from May 10-June 16 and eight starts from July 13-Aug. 30.
- Went 1-0, 2.57 (21.0/6) in 10 relief outings and 5-4, 3.95 (84.1/37) in 15 starts.

CAREER BESTS

INNINGS PITCHED.....	3.0 — 9/4/16 vs. MIL
STRIKEOUTS.....	1 — 9/3/16 vs. MIL
SCORELESS IP.....	2.1 — 9/3/16 to 9/4/16
WIN STREAK.....	—
LOSS STREAK.....	—

MLB DISABLED LIST HISTORY

NONE

HONORS AND AWARDS

2016	DOMINICAN WINTER LEAGUE PITCHER OF THE YEAR
2015	EASTERN LEAGUE MIDSEASON ALL-STAR
2012.....	CALIFORNIA LEAGUE PITCHER OF THE WEEK (AUGUST 13-19)
2011.....	CL PITCHER OF THE WEEK (JUNE 6-12) CL MIDSEASON ALL-STAR

- Suffered broken hand in **2012** Spring Training and was limited to 17 games between AZL Giants and San Jose.
- Rehabbed at AZL from June 22-July 17 and made Single-A debut on July 22; made three relief appearances before starting final seven games of season, going 2-1, 3.09 (32.0/11) in the starts.
- Earned California League Pitcher of the Week honors for Aug. 13-19 after earning win over 6.0 shutout innings on Aug. 17 at Stockton (3 h, 5 so).
- In **2011**, earned California League Midseason All-Star honors and set career high with 12 wins.
- Spent entire season with San Jose and ranked fifth in California League in ERA (3.47).
- Earned California League Pitcher of the Week honors for June 6-12; started on June 10 at Modesto (ND, 7.0 ip, 3 h, bb, 3 so).
- Went 5-4, 2.93 (73.2/24) in 12 starts prior to All-Star break; was 7-2, 4.01 (74.0/33) in second half, ending season on five-game winning streak over eight starts.
- Over final 11 starts of season, went 7-1 with 3.60 ERA (65.0/26).
- Made professional debut in **2007** with DSL Giants; ranked fifth in league in strikeouts (91) and ninth in ERA (1.62) across 28 relief outings (61.0 ip).



PERSONAL/MISCELLANEOUS

- Kelvin (kel-VEEN) Marte...married to Jovelisse Lopez...they have a son, Alexander.

MARTE'S PITCHING HISTORY

YEAR	CLUB	W-L	ERA	G	GS	CG	SHO	SV	SVO	IP	H	R	ER	HR	HB	BB	SO	WP	BK
2007	DSL GIANTS	5-1	1.62	28	0	0	0	3	5	61.0	36	12	11	3	0	14	91	7	0
2008	SALEM-KEIZER	0-0	6.14	8	0	0	0	0	0	7.1	8	5	5	0	1	4	10	1	0
	AZL GIANTS	2-1	1.78	8	7	0	0	0	0	35.1	26	12	7	0	1	10	31	2	1
2009	AUGUSTA	1-1	3.00	5	5	0	0	0	0	21.0	24	10	7	0	0	8	11	1	0
2010	AZL GIANTS	0-0	3.52	6	0	0	0	0	0	7.2	10	5	3	0	0	2	9	0	0
	AUGUSTA	1-0	2.73	7	4	0	0	0	0	26.1	24	8	8	1	0	7	16	3	0
	SAN JOSE	0-0	14.73	1	1	0	0	0	0	3.2	6	6	6	0	1	5	3	1	0
2011	SAN JOSE	12-6	3.47	25	25	0	0	0	0	147.2	158	67	57	11	6	47	84	8	2
2012	AZL GIANTS	0-2	7.50	7	3	0	0	0	1	12.0	21	17	10	1	1	3	10	2	1
	SAN JOSE	2-1	3.47	10	7	0	0	0	0	36.1	36	15	14	2	3	8	27	0	0
2013	SAN JOSE	6-4	3.67	25	15	0	0	0	0	105.1	102	46	43	14	4	19	80	2	1
2014	RICHMOND	8-3	3.83	18	15	1	1	0	0	87.0	89	37	37	8	1	23	55	0	0
	FRESNO	1-2	5.45	6	6	0	0	0	0	36.1	42	24	22	6	0	8	21	5	1
2015	RICHMOND	10-6	2.63	26	19	1	1	0	0	130.0	118	41	38	5	8	40	77	2	1
2016	INDIANAPOLIS	4-3	3.67	34	4	0	0	2	5	73.2	65	31	30	4	2	21	57	2	1
	PITTSBURGH	0-0	0.00	2	0	0	0	0	0	3.1	5	5	0	2	0	2	1	0	0
	MLB TOTALS	52-30	3.39	214	111	2	2	5	11	790.2	765	336	298	55	28	219	582	36	8
	MLB TOTALS	0-0	0.00	2	0	0	0	0	0	3.1	5	5	0	2	0	2	1	0	0

CAREER TRANSACTIONS

- 2017:** Signed by Miami as Minor League free agent on January 3
- 2016:** Signed by Pittsburgh as Minor League free agent on Jan. 1
- 2007:** Signed by San Francisco as non-drafted free agent on April 11

MARLINS NOTES

MARLINS FARMHANDS TO PLAY IN FUTURES GAME

YEAR	PLAYER	TEAM	YEAR	PLAYER	TEAM
2016	JOSH NAYLOR	WORLD	2006	JOSE GARCIA	WORLD
2015	JARLIN GARCIA	WORLD	2005	JEREMY HERMIDA	USA
2014	DOMINGO GERMAN	WORLD		JOSH WILLINGHAM (DNP)	USA
2013	CHRISTIAN YELICH	USA	2004	BILL MURPHY	USA
2012	JOSE FERNANDEZ	WORLD	2003	DENNY BAUTISTA	WORLD
	CHRISTIAN YELICH	USA	2002	JASON STOKES	USA
2011	JHAN MARINEZ	WORLD		MIGUEL CABRERA	WORLD
2010	LOGAN MORRISON	USA	2001	ADRIAN GONZALEZ	USA
	OZZIE MARTINEZ	WORLD		MIGUEL CABRERA	WORLD
2009	GIANCARLO STANTON	USA	2000	JOSH BECKETT	USA
2008	JESUS DELGADO	WORLD	1999	BRAD PENNY	USA
2007	CHRIS COGHLAN	USA		A.J. BURNETT	USA
	RICK VANDENHURK	WORLD		JASON GRILLI	USA



22 DUSTIN MCGOWAN

PITCHER HT 6'3" WT 239 | BATS RIGHT THROWS RIGHT

MLB SERVICE: 9 YEARS, 161 DAYS | MLB DEBUT: JULY 30, 2005 VS. TEXAS (W/TOR) | BIRTHPLACE: SAVANNAH, GA

BORN: MARCH 24, 1982 | OPENING DAY AGE: 35 | CONTRACT STATUS: SIGNED THROUGH 2017

ACQUIRED: SIGNED AS MINOR LEAGUE FREE AGENT ON DECEMBER 1, 2015

2016 SUMMARY

- Spent majority of season with Miami, appearing in a career-high 55 games; had a brief stint with Triple-A New Orleans.
- Had 2.82 ERA and .202 average against, just short of personal bests set in 2013 with Toronto (2.45/190).
- Average against ranked 16th among NL relievers.
- Held right-handers to .148 (22x149), which ranked fifth among NL relievers (min. 50 AB by right-handed hitters), behind only Carl Edwards Jr. (.108/8x74), Kenley Jansen (.109/13x119), Adam Ottavino (.136/8x59), and Aroldis Chapman (.139/10x72).
- Posted a 1.72 ERA (36.2/7) in 29 games at Marlins Park; marked fifth-best home ERA among NL relievers (min. 20 games).
- In first stint with Miami, was 0-1, 3.38 (5.1/2) in six appearances from Opening Day through April 17.
- Designated for assignment on April 17 and outrighted to New Orleans on April 20.
- Made four relief appearances with Zephyrs, going 0-0, 0.00 (7.1 ip) with two saves in two chances.
- Had contract selected on May 11 and spent rest of season with Miami.
- Over final 49 appearances, was 1-2 with 2.77 ERA (61.2/19) and one save in two chances.
- Recorded second career save on July 1 at Atlanta, first since June 13, 2014 at Baltimore with Toronto.
- In the offseason, was named 52nd winner of annual Hutch Award for outstanding community service by an MLB player.

MAJOR LEAGUE CAREER HIGHLIGHTS

- Spent 2015 Spring Training with the Dodgers after signing in February, but was released on April 1 and signed with Philadelphia on April 5 after clearing waivers.
- Went 1-1 with a 5.79 ERA (14.0 ip/9 er) in 10 appearances (one start) for the Phillies before being outrighted to Triple-A Lehigh Valley on May 15.
- Had contract selected by Phillies on June 5, but went 0-1 with 8.68 ERA (9.1/9) in four relief outings before being designated for assignment on June 18 and outrighted to Lehigh Valley on June 20.
- Went 2-2 with 5.08 ERA (39.0/22) in eight starts in 2014 before being moved to bullpen.
- After move to bullpen, went 3-1, 3.35 (43.0/16) in 45 games and held opponents to .215 (34x158) average and stranded 29-of-36 inherited runners.
- Earned first career save on June 13 at Baltimore, striking out three batters over 1.2 innings.
- Was 4-0, 2.31 in 28 appearances away from Rogers Centre, and 1-3, 6.62 in 25 appearances at home.

CAREER BESTS

INNINGS PITCHED	9.0 (3x) — LAST, 6/10/08 vs. SEA
STRIKEOUTS	12 — 9/7/07 at TB
LAST COMPLETE GAME	6/10/08 vs. SEA
LAST SHUTOUT	6/24/07 vs. COL
LOW-HIT COMPLETE GAME	1 — 6/24/07 vs. COL
SCORELESS IP	16.0 — 7/19/07 to 7/30/07
WIN STREAK	3 (3x) — LAST, 5/25/08 to 6/10/08
LOSS STREAK	5 — 6/27/08 to 4/4/14

MLB DISABLED LIST HISTORY

2013	STRAINED RIGHT OBLIQUE (AUGUST 1-31) RIGHT SHOULDER SORENESS (MARCH 31-JUNE 7)
2012	RIGHT FOOT PLANTAR FASCIITIS (SEASON)
2011	RIGHT SHOULDER STRAIN (MARCH 12-SEPTEMBER 4)
2010	TORN RIGHT ROTATOR CUFF (SEASON)
2009	TORN RIGHT LABRUM (SEASON)
2008	RIGHT SHOULDER SORENESS (JULY 9-SEASON)
2004	RIGHT ELBOW SORENESS (MAY 13-SEPT. 20)

HONORS AND AWARDS

2017	HUTCH AWARD
------	-------------

- Debut in 2013 was delayed until June 8 at Texas due to right shoulder soreness.
- Was first appearance in Majors since September 26, 2011 due to injuries.
- Posted 2.12 ERA in 16 relief outings before strained right oblique sent him to DL from August 1-31.
- Reinstated on September 1 and posted 3.12 ERA in nine appearances to close out season.
- Help opponents to a .190 average for the season.
- Missed all of 2012 due to two injuries: placed on 15-day DL on April 3 for right foot plantar fasciitis, and was transferred to 60-day DL on May 25 due to recurring soreness in right shoulder.
- Missed nearly all of 2011 due to right shoulder strain, making debut on Sept. 6 vs. Boston; it was his first appearance in the Majors since July 8, 2008.
- Missed all of 2010 due to torn right rotator cuff; surgery performed by Dr. James Andrews on June 22.



- Missed all of **2009** recovering from surgery for a torn labrum in right shoulder; surgery performed on July 31, 2008.
- His **2008** campaign was cut short by the torn labrum after 19 starts.
- Ran off a three-game winning streak from May 25-June 10, tying a career high (third time).
- Began **2007** season at Triple-A Syracuse and was promoted to Toronto on May 3, making a start at Cleveland that day.
- Went on to establish career highs in wins (12), starts (27), innings (169.2), and strikeouts (144); had a 2.36 so/bb ratio (61 walks).
- Lost a no-hitter on June 24 vs. Colorado when Jeff Baker led off the ninth inning with a single.
- Set a career high with 12 strikeouts on Sept. 7 at Tampa Bay.
- Voted Toronto's Pitcher of the Month in July by the BBWAA after posting 3-1 record with 2.78 ERA (32.1/10) in five starts.
- Split **2006** between Syracuse (23 appearances) and Toronto (16).
- Earned first career relief victory on May 3 at Boston.
- Made Major League debut in **2005**, earning first career call-up on July 30 and making the start that day against Texas (ND, 5.0 ip, 2 h, r, er, 3 bb, 6 so, hb).
- Became just fourth pitcher drafted in first round or supplemental round in Toronto history to make debut as a starter, joining Roy Halladay, Alex Sanchez, and Chris Carpenter.
- Picked up first career win in third start, on August 9 vs. Detroit.

MINOR LEAGUE CAREER HIGHLIGHTS

- Opened **2015** with Dodgers (Spring Training) and Philadelphia (signed April 5) before being outrighted to Triple-A Lehigh Valley in Phillies' system on May 15.
- Had four saves and a win in his first seven appearances for IronPigs, with a 0.00 ERA (7.1 ip) through June 3.

- Had contract selected by Phillies on June 5, was designated for assignment on June 18, and outrighted to Lehigh Valley on June 20.
- Allowed 13 earned runs over his first eight appearances (13.0 ip) after return to IronPigs, for a 9.00 ERA.
- Rebounded over final 16 appearances of season, beginning on July 25, going 10-for-11 in save opportunities while posting a 2.33 ERA (19.1/5).
- Debuted in **2013** with Single-A Dunedin on May 14, making first appearance at any level since Sept. 26, 2011 outing with Toronto.
- On rehab stint from right shoulder soreness, made two appearances at Dunedin before being transferred to Triple-A Buffalo, where he made eight appearances before being reinstated from DL on June 8.
- In **2011**, made 12 rehab appearances between Dunedin (seven) and Double-A New Hampshire (five) coming back from right shoulder strain, after having missed all of 2010 (torn right rotator cuff) and 2009 (torn right labrum) with injuries.
- Debut was with Dunedin on July 2 vs. Daytona, his first appearance at any level since July 8, 2008 with Toronto.
- Struck out 9.9 batters per 9.0 innings (163 so/148.1 ip) with Single-A Charleston in **2002**, his third professional season.
- Had a so/9 rate of 10.7 (80/67.0) in **2001** with Short-Season A Auburn.

PERSONAL/MISCELLANEOUS

- Dustin Michael McGowan...married with two children...was drafted out of Long County High School in Ludowici, Georgia... was a team MVP in both baseball and basketball at Long County, as well as All-Region in basketball and All-State in baseball...enjoys fishing, hunting, and golf.



- Courtesy Denis Bancroft 2016

MCGOWAN'S PITCHING HISTORY

YEAR	CLUB	W-L	ERA	G	GS	CG	SHO	SV	SVO	IP	H	R	ER	HR	HB	BB	SO	WP	BK
2000	MEDICINE HAT	0-3	6.48	8	8	0	0	0	0	25.0	26	21	18	2	3	25	19	8	0
2001	AUBURN	3-6	3.76	15	14	0	0	0	0	67.0	57	33	28	1	4	49	80	16	0
2002	CHARLESTON	11-10	4.19	28	28	1	0	0	0	148.1	143	77	69	10	5	59	163	12	0
2003	DUNEDIN	5-6	2.85	14	14	1	1	0	0	75.2	62	29	24	1	4	25	66	9	0
	NEW HAVEN	7-0	3.17	14	14	1	0	0	0	76.2	78	28	27	1	4	19	72	5	1
2004	NEW HAMPSHIRE	2-0	4.06	6	6	0	0	0	0	31.0	24	14	14	4	0	15	29	2	0
2005	DUNEDIN	0-1	4.29	5	5	0	0	0	0	21.0	21	12	10	2	2	5	20	0	1
	NEW HAMPSHIRE	0-2	3.34	6	6	0	0	0	0	35.0	35	16	13	6	1	10	33	1	0
	TORONTO	1-3	6.35	13	7	0	0	0	0	45.1	49	34	32	7	7	17	34	7	0
2006	SYRACUSE	4-5	4.39	23	13	0	0	1	2	84.0	77	45	41	7	3	39	86	10	0
	TORONTO	1-2	7.24	16	3	0	0	0	1	27.1	35	27	22	2	2	25	22	3	1
2007	SYRACUSE	0-2	1.64	5	5	0	0	0	0	22.0	16	6	4	0	0	9	29	2	0
	TORONTO	12-10	4.08	27	27	2	1	0	0	169.2	146	80	77	14	2	61	144	13	0
2008	TORONTO	6-7	4.37	19	19	1	0	0	0	111.1	115	60	54	9	5	38	85	5	0
2009										--- INJURED - DID NOT PLAY ---									
2010										--- INJURED - DID NOT PLAY ---									
2011	DUNEDIN	0-2	2.87	7	7	0	0	0	0	15.2	13	5	5	0	0	7	17	0	0
	NEW HAMPSHIRE	0-2	2.75	5	5	0	0	0	0	19.2	18	7	6	2	0	7	18	0	0
	TORONTO	0-2	6.43	5	4	0	0	0	0	21.0	20	15	15	4	1	13	20	3	0
2012										--- INJURED - DID NOT PLAY ---									
2013	BUFFALO	0-0	7.00	8	0	0	0	0	0	9.0	10	7	7	1	0	6	12	0	0
	DUNEDIN	0-0	0.00	3	0	0	0	0	0	3.0	1	0	0	0	0	1	5	0	0
	TORONTO	0-0	2.45	25	0	0	0	0	1	25.2	19	11	7	2	2	12	26	3	0
2014	TORONTO	5-3	4.17	53	8	0	0	1	5	82.0	80	41	38	13	3	33	61	2	0
2015	PHILADELPHIA	1-2	6.94	14	1	0	0	0	0	23.1	29	21	18	7	0	20	21	1	0
	LEHIGH VALLEY	2-2	4.08	31	1	0	0	15	17	39.2	41	19	18	2	1	24	28	2	0
2016	NEW ORLEANS	0-0	0.00	4	0	0	0	2	2	7.1	7	0	0	0	0	6	7	0	0
	MIAMI	1-3	2.82	55	0	0	0	1	2	67.0	49	26	21	7	2	33	63	4	0
	MILB TOTALS	34-41	3.76	182	126	3	1	18	21	680.0	623	319	284	39	27	306	684	67	2
	MLB TOTALS	27-32	4.46	227	69	3	1	2	9	572.2	542	315	284	65	24	252	476	41	1

BATTING HISTORY

YEAR	CLUB	AVG.	G	AB	R	H	ZB	3B	HR	RBI	SH	SF	HBP	BB	SO	SB	CS	OPB	SLG	E
2016	MIAMI	.000	55	4	0	0	0	0	0	0	0	0	0	0	3	0	0	.000	.000	1
	MLB TOTALS	.095	169	21	1	2	0	0	0	0	1	0	0	0	13	0	0	.095	.095	11

CAREER TRANSACTIONS

2015: Signed by Miami as a Minor League free agent on December 1
Signed by Philadelphia as a free agent on April 5
Signed by Los Angeles-NL as free agent on February 26

2000: Selected by Toronto in the first round (33rd overall) of the First-Year Player Draft



FRONT OFFICE | FIELDING | PITCHERS | 2016 IN REVIEW | CLUB HISTORY | POSTSEASON HISTORY | PLAYERS DEVELOPMENT | 2017 PROSPECTS | ANNUAL INFORMATION



28 TYLER MOORE

NON-ROSTER INVITE

INFIELD HT 6'1" WT 214 | BATS RIGHT THROWS RIGHT

 MLB SERVICE 3 YEARS, 18 DAYS | MLB DEBUT APRIL 29, 2012 VS. LOS ANGELES-NL (W/WSH) | BIRTHPLACE BRANDON, MS
 BORN JANUARY 30, 1987 | OPENING DAY AGE 30 | CONTRACT STATUS SIGNED THROUGH 2017
 ACQUIRED SIGNED AS MINOR LEAGUE FREE AGENT ON JANUARY 3, 2017

2016 SUMMARY

- Limited to 25 games, excluding rehab appearances, due to two trips to the disabled list with Triple-A Gwinnett in the Braves' system.
- First trip to 7-day disabled list was from April 27-May 4, second was from May 7 (retro to May 5) until August 23.
- Hit .242 (16x66) with one home run and 10 RBI in 16 games prior to second DL stint; batted .200 (6x30) with two home runs, four RBI in nine games after reinstatement.

MAJOR LEAGUE CAREER HIGHLIGHTS

- Posted career highs in **2015** in games played (97), at-bats (187) and doubles (12) for Washington.
- Ranked second on Club with five pinch hits.
- In 36 starts, hit .238 (30x126) with 10 doubles, four homers, and 23 RBI.
- Saw action at first base (39 games), left field (20), right field (1) and as a pitcher (1).
- On Aug. 5 vs. Arizona, became second Washington position player to pitch.
- Hit third career pinch-hit homer on May 13 at Arizona, tying game in eventual come-from-behind win.
- Hit home runs on consecutive days Sept. 19-20 vs. Miami.
- Opened **2014** season with one game at Triple-A Syracuse, but recalled to Washington on April 6 when Scott Hairston was placed on 15-day disabled list.
- Was first of three stints with Washington: April 6-May 7; May 11-June 3; and Sept. 1-end of season.
- Hit .303 (10x33) with runners on base and .304 (7x23) with RISP.
- Made **2013** Opening Day roster with Nationals but batted .158 with two home runs and 13 RBI through June 9 and was optioned to Triple-A Syracuse.
- Had three stints with Nats: Opening Day-June 9; June 25-July 8; Aug. 17-season.
- In second stint, went 1x11 (.091) in four games before being optioned.
- Rebounded after second recall on Aug. 17, batting .344 (21x61) with four doubles, a home run, and seven RBI over 21 games to end season.
- Split **2012** between Washington (75 games) and Syracuse (29).
- Had two stints with Nationals: April 29-May 28 and June 7-end of season.
- Recalled on April 29; made MLB debut that night at Dodgers with start in left field.
- Recorded first Major League hit in second at-bat (single off of Chris Capuano).

CAREER BESTS

HITS	3 (5x) — LAST, 7/4/15 at MIA
RUNS	2 (4x) — LAST, 5/2/14 at PHI
HOME RUNS	2 — 6/13/12 at TOR
RBI	5 — 6/13/12 at TOR
SB	1 (3x) — LAST, 6/16/12 vs. NYY
HITTING STREAK	6 (2x) — LAST, 8/17-25/13
GRAND SLAMS	—
CAREER PINCH-HIT HR	3 — LAST, 5/13/15 at ARI
CAREER GAME-ENDING HR	—

MLB DISABLED LIST HISTORY

2015 SPRAINED LEFT ANKLE (AUGUST 19 TO SEPTEMBER 3)

HONORS AND AWARDS

2013	INTERNATIONAL LEAGUE PLAYER OF THE WEEK (AUGUST 5)
2011	EASTERN LEAGUE MIDSEASON AND POSTSEASON ALL-STAR EL PLAYER OF THE WEEK (MAY 31)
2010	WASHINGTON NATIONALS MINOR LEAGUE PLAYER OF THE YEAR CAROLINA LEAGUE MVP CL POSTSEASON ALL-STAR CL PLAYER OF THE WEEK (4X) (AUGUST 16-22) (AUGUST 2-8) (JULY 19-25) (JULY 12-18)

- Homered 10 times in 156 at-bats; 24.4 percent of hits were homers (10-of-41).
- Hit first career home run on June 13 at Toronto, in fourth inning off Kyle Drabek; hit second homer two innings later, off Aaron Laffey, becoming third player in Nats history to hit first two career homers in same game (Roger Bernadina and Brandon Harper).
- Three of his home runs gave Washington a lead, and two provided game-winning runs: first homer on June 13 vs. Toronto in a 2-2 tie (6-2 win), and a two-run, pinch-hit homer off of R.A. Dickey on Sept. 11 at the Mets, giving Nats 3-2 lead in 5-3 win.



- Appeared in one postseason game for Nationals, Game 1 of National League Division Series at St. Louis; trailing 2-1 in eighth inning, hit game-winning, two-run, pinch-hit single to give Washington 3-2 victory.

MINOR LEAGUE CAREER HIGHLIGHTS

- Reached 10 home runs in Minors for fourth time in five years in **2014** with Triple-A Syracuse.
- Hit .299 (23x77) with four doubles, six homers, 17 RBI in 22 games for Toros del Este of the Dominican Winter League.
- Split **2013** season between Syracuse (45 games) and Washington (63).
- Made Opening Day roster for Nationals before being optioned to Chiefs on June 9.
- Hit .178 (8x45) with two homers and eight RBI before being recalled on June 25.
- Optioned back to Syracuse on July 8; hit .367 (47x128) with eight homers and 38 RBI over next 33 appearances to earn recall for rest of season on Aug. 17.
- Opened **2012** at Syracuse and hit .282 (22x78) over 22 games in April, with seven home runs and 20 RBI, to earn first career promotion to Majors on April 29.
- Optioned back for six games in June; hit .391 (9x23) with three doubles, triple, two homers, and six RBI before being recalled on June 7.
- Earned Midseason and Postseason All-Star honors from Eastern League in **2011** with Double-A Harrisburg.
- Led Eastern League in home runs (31), RBI (90) and total bases (276).
- The 90 RBI gave him 202 total between 2010 & 2011, tied with Arizona's Paul Goldschmidt for most in Minors over that span.
- Led all Washington farmhands in RBI for third consecutive season.
- With Single-A Potomac in **2010**, became first Nationals' farmhand to register a 30-homer, 100-RBI campaign (31 HR, 111 RBI).
- Named Nationals Minor League Player of the Year and Carolina League MVP.
- Led the Carolina League in nearly every offensive category, including doubles, home runs, RBI, extra-base hits (77), total bases (277) and slugging percentage (.552).

- Tied for second-most extra-base hits in all of Minor League baseball.
- Had a hit in 24-of-25 games from July 14-Aug. 9, batting .444 (44x99) with 14 doubles, 11 home runs, and 37 RBI.
- Earned Carolina League Player of the Week honors three times in that span (July 12-18; July 19-25; and Aug. 2-8).
- Opened that stretch with 10-game hitting streak in which he had nine multi-hit games, an RBI in nine games, and six multi-RBI games; batted .548 (23x42) during the streak, with 10 doubles, seven home runs, and 25 RBI.
- Following an 0x3 game on July 25, proceeded to tie career-long hitting streak with 14-game run from July 26-Aug. 9, batting .389 (21x54) with four doubles, four home runs, and 12 RBI.
- Earned fourth POW award from Carolina League for Aug. 16-22 after batting .458 (11x24) with two doubles, a triple, four home runs, and 13 RB; homered in three straight games from Aug. 18-21, including twice in third game, vs. Winston-Salem.
- First full-season assignment came in **2000** with Single-A Hagerstown; led Washington's system with 87 RBI.
- Earned Hagerstown Player of the Month honors in July after batting .305 (36x118) with 12 doubles, a triple, five home runs, and 29 RBI in 28 games.
- Opened season with 14-game hitting streak, a career-best, batting .365 (19x52) with two homers and 12 RBI; finished season on 11-game hitting streak, batting .410 (16x39), with four doubles and 10 RBI.
- Had first career two-homer game on July 28 at Lexington.

PERSONAL/MISCELLANEOUS

- Tyler Michael Moore...graduated from Northwest Rankin (MS) High School in 2005...hit .473 with 16 homers and 65 RBI to garner Louisville Slugger All-American and Mississippi Player of the Year honors as a senior at Northwest Rankin...attended Mississippi State University in 2008, after a two-year stint at Meridian (MS) Community College...with MCC in 2007, earned NJCAA All-American status and was named the NJCAA Division II Baseball Player of the Year...led Junior College ball with school-record 19 home runs in 2007...hit a hole-in-one with a putter at the Nationals' annual Spring Training Par 3 challenge in Spring Training, 2015.

MOORE'S BATTING HISTORY

YEAR	CLUB	AVG.	G	AB	R	H	2B	3B	HR	RBI	SH	SF	HBP	BB	SO	SB	CS	OPB	SLG	E
2008	VERMONT	.200	71	265	17	53	10	0	6	28	0	1	1	13	66	1	1	.239	.306	9
2009	HAGERSTOWN	.297	111	421	38	125	30	3	9	87	0	8	8	40	111	2	2	.363	.447	9
2010	POTOMAC	.269	129	502	78	135	43	3	31	111	2	7	2	40	125	0	0	.321	.552	11
2011	HARRISBURG	.270	137	519	70	140	35	4	31	90	0	6	6	30	139	2	0	.314	.532	8
2012	SYRACUSE	.307	29	101	15	31	6	1	9	26	0	2	0	12	26	1	0	.374	.653	0
	WASHINGTON	.263	75	156	20	41	9	0	10	29	0	1	14	46	3	0	.327	.513	0	
2013	SYRACUSE	.318	45	173	26	55	14	1	10	46	0	3	1	23	39	1	0	.395	.584	3
	WASHINGTON	.222	65	167	16	37	9	0	4	21	1	1	1	8	58	0	0	.260	.347	1
2014	SYRACUSE	.265	84	302	45	80	21	0	10	44	0	2	3	47	77	0	2	.367	.434	3
	WASHINGTON	.231	42	91	8	21	2	0	4	14	0	0	2	7	29	0	0	.300	.385	3
2015	POTOMAC	.000	2	4	1	0	0	0	0	0	0	0	0	2	0	0	0	.000	.000	0
	SYRACUSE	.278	4	18	2	5	2	0	1	3	0	0	0	0	6	0	0	.278	.556	0
	WASHINGTON	.203	97	187	14	38	12	0	6	27	0	1	1	11	45	0	0	.250	.364	0
2016	GCL BRAVES	.214	4	14	2	3	0	0	1	3	0	0	0	0	5	0	0	.214	.429	0
	GWINNETT	.229	25	96	10	22	5	0	3	14	1	2	0	7	28	0	0	.276	.375	1
	MILB TOTALS	.269	641	2415	304	649	166	12	111	452	3	31	21	214	622	7	5	.330	.485	44
	MLB TOTALS	.228	277	601	58	137	32	0	24	91	1	2	5	40	178	3	0	.281	.401	4



ROOKIE OFFICE | HISTORICAL | PLATES | 2016 IN REVIEW | CLUB HISTORY | POSTSEASON HISTORY | FARM DEVELOPMENT | TOP PROSPECTS | ANNUAL INFORMATION

MOORE'S POSTSEASON HISTORY

YEAR	CLUB	SERIES	AVG.	G	AB	R	H	2B	3B	HR	RBI	SH	SF	HBP	BB	SO	SB	CS	OBP	SLG	E
2012	WSH/STL	NLDS	1.000	1	1	0	1	0	0	0	2	0	0	0	0	0	0	0	1.000	1.000	0

PITCHING HISTORY

YEAR	CLUB	W-L	ERA	G	GS	CG	SHO	SV	SVO	IP	H	R	ER	HR	HB	BB	SO	WP	BK
2015	WASHINGTON	0-0	0.00	1	0	0	0	0	0	0.2	0	0	0	0	1	0	0	0	0

CAREER TRANSACTIONS

2017: Signed by Miami as Minor League free agent on January 3

2016: Acquired by Atlanta from Washington in exchange for INF Nate Freiman on March 27

2008: Selected by Washington in 16th round of First-Year Player Draft; signed by Nationals' scout Eric Robinson

2006: Selected by Washington in 33rd round of First-Year Player Draft; did not sign

2005: Selected by Washington in 41st round of First-Year Player Draft; did not sign



- Courtesy Rob Foldy 2017



20 JUSTIN NICOLINO

PITCHER HT 6'3" WT 198 | BATS LEFT THROWS LEFT

MLB SERVICE: 155 DAYS | MLB DEBUT: JUNE 20, 2015 AT CINCINNATI | BIRTHPLACE: ORLANDO, FL
BORN: NOVEMBER 22, 1991 | OPENING DAY AGE: 25 | CONTRACT STATUS: SIGNED THROUGH 2017
ACQUIRED: IN 12-PLAYER TRADE WITH TORONTO ON NOVEMBER 19, 2012

2016 SUMMARY

- Split season between Miami (13 starts, 18 appearances) and Triple-A New Orleans (14 starts).
- Went 3-6 with 4.99 ERA (79.1 ip/44 er) for Miami and 7-6, 4.13 (85.0/39) for Zephyrs.
- Had four stints with the Major League club after beginning season in New Orleans: April 27-June 18; July 1-8; August 28; September 6-season.
- As a starter, went 2-6 with a 5.48 (70.2/43) for Miami.
- First start was on April 27 at Dodgers. Went 7.1 scoreless innings and allowed just two hits and two walks while striking out two and earning win in 2-0 victory.
- Also earned win in second start of season, on May 3 vs. Arizona. Allowed four runs on seven hits (one home run) while walking three across 6.0 innings.
- Set career high with six strikeouts on May 25 at Tampa Bay and June 10 at Arizona.
- After final recall on Sept. 6, spent remainder of season in bullpen and went 1-0, 1.04 ERA (8.2/1) across five appearances. Allowed just one run on five hits and struck out seven while walking three.
- In first career relief appearance on September 13 at Atlanta, tossed 2.0 scoreless-innings of relief, allowing no hits and striking out two.
- Snapped career-long six-game losing streak on Sept. 13 at Atlanta.
- In five outings out of the 'pen posted a 7.27 strikeout per nine and a .167 average against, compared to 3.82 so/9 and .322 avg in 13 starts.

MAJOR LEAGUE CAREER HIGHLIGHTS

- Split 2015 season between Triple-A New Orleans and Miami, combining on a 12-11 record and 3.71 ERA (189.0 ip/78 er).
- Recalled for first time on June 20 and made Major League debut that night, holding Cincinnati scoreless over 7.0 innings. Allowed just four hits while walking two and striking out two.
- Equaled Brad Penny for longest start by a Marlins' pitcher in Major League debut; Penny went 7.0 on April 7, 2000 vs. Colorado. Also became fourth starter to allow no runs in ML debut, following Josh Beckett (6.0 ip), Anibal Sanchez (5.2) and Adalberto Mendez (6.0).
- Became 10th Marlins' starter to win ML debut, last being Anthony DeSclafani on May 14, 2014 at Dodgers. DeSclafani was opposing pitcher in Nicolino's ML debut.
- Optioned to NOLA on June 30 and recalled again on August 11.
- In four start stretch from Aug. 17-Sept. 1, did not allow more than two runs in any start, going 2-1 with 1.98 ERA (27.1/6).
- Struck out season-best four in Aug. 22 no-decision against

CAREER BESTS

INNINGS PITCHED.....	7.2 – 8/22/15 vs. PHI
STRIKEOUTS.....	6 (2x) – LAST, 6/10/16 at ARI
LAST COMPLETE GAME.....	—
LAST SHUTOUT.....	—
LOW-HIT COMPLETE GAME.....	—
SCORELESS IP.....	12.0 – 8/27/15 to 9/7/15
WIN STREAK.....	4 – 9/26/15 to 5/3/16
LOSS STREAK.....	6 – 5/14/16 to 8/28/16

MLB DISABLED LIST HISTORY

NONE

HONORS AND AWARDS

- 2014..... MARLINS MINOR LEAGUE PITCHER OF THE YEAR
SOUTHERN LEAGUE PITCHER OF THE YEAR
MARLINS MINOR LEAGUE PITCHER OF THE MONTH (JUNE)
SL MIDSEASON AND POSTSEASON ALL-STAR
SL PLAYER OF THE WEEK (JUNE 16-22 & JULY 28-AUGUST 3)
- 2013..... FLORIDA STATE LEAGUE PITCHER OF THE YEAR
MARLINS' MINOR LEAGUE PITCHER OF THE MONTH (MAY)
FSL MIDSEASON AND POSTSEASON ALL-STAR
SOUTHERN LEAGUE PITCHER OF THE WEEK (AUGUST 12-18)
- 2012..... TOPPS MIDWEST LEAGUE PLAYER OF THE YEAR
MID MIDSEASON AND POSTSEASON ALL-STAR
- 2011..... NORTHWEST LEAGUE POSTSEASON ALL-STAR
NOR PITCHER OF THE WEEK (JULY 18-24)

- Philadelphia at Marlins Park. Went season-high 7.2 innings, allowing two runs on five hits (one home run) and a walk.
- Sept. 20 start at Washington was fifth road start of season, and first in which he took the loss. Went 4-1, 3.20 (39.1/14) on road.
- His 0.87 ERA (20.2/2) over first three road outings was best mark in Club history for a pitcher through his first three career road starts. – STATS LLC

FRONT OFFICE | FIELD | PLAYERS | 2016 IN REVIEW | CLUB HISTORY | POSTSEASON HISTORY | PLAYER DEVELOPMENT | 2017 OPPONENTS | ANNUAL INFORMATION



MINOR LEAGUE CAREER HIGHLIGHTS

- Began **2015** season at New Orleans, posting 2-0 record and 0.79 ERA (22.2/2) in four April starts. Made six starts in May, going 2-1 with 2.79 ERA (38.2/12).
- From April 15-May 1, allowed just one unearned run over 24.0 innings pitched.
- Recalled for first time on June 20 and made Major League debut that night.
- Optioned to NOLA from June 30-August 11; was 3-4, 4.91 (36.2/20) in seven starts before being recalled for remainder of season.
- Posted 14-4 record with 2.85 ERA (170.1/54) in 28 starts with Double-A Jacksonville in **2014** to earn Marlins' Minor League Pitcher of the Year honors.
- Led Southern League in wins, ERA, WHIP (1.07) and BB/9 rate (1.01) to earn Southern League Pitcher of the Year Award and Southern League Postseason All-Star honors.
- Earned win in Game 3 vs. Chattanooga to clinch Southern League Championship, throwing 6.2 scoreless innings and allowing seven hits and two walks.
- Had 24.0 scoreless innings streak from fourth inning on July 24 vs. Birmingham to August 9 vs. Mississippi.
- Named Southern League Midseason All-Star after going 6-2, 3.38 ERA (82.2/31) in 14 starts before the All-Star break.
- Tossed first career shutout June 21 vs. Birmingham, allowing five hits with four strikeouts; was named Southern League Player of the Week (June 16-22).
- Earned Southern League Player of the Week honors for July 28-August 3, going 2-0 in 14.0 scoreless innings, including his second career shutout July 29 at Montgomery.
- Went 3-0, 2.65 ERA (34.0/2) in five starts (one shutout) during June to earn Marlins' Organizational Pitcher of the Month Award.
- Held opponents to one walk or less in 22 of 28 starts.
- In **2013**, spent two-thirds of first season in Marlins' organization with Single-A Jupiter, earning Florida State League Pitcher of the Year honors for his 18 starts with Hammerheads.
- Made 10 of first 11 starts with Jupiter on road, and 13 of 18 overall. Was 3-2, 2.84 (66.2 IP/21 ER) on road, and 2-0, 0.90 (30.0/3) at home.

- Did not earn first win with Jupiter until eighth start, on May 14 at Tampa; began a five-game winning streak over span of nine starts, through July 1.
- Allowed one or no runs in 11 starts with Hammerheads.
- Held opponents to a .213 average (16x75) with runners in scoring position with Jupiter; that climbed to .389 (21x54) in nine starts with Double-A Jacksonville.
- Made final start for Jupiter on July 13, a 6.0-inning complete game loss at Daytona, and was promoted to Jacksonville.
- Lost first two starts for Suns, allowing 11 runs (nine earned) over 8.0 innings combined, before rebounding with wins in two consecutive starts, and three-of-four.
- Struck out career-high 13 batters in August 16 win over Birmingham, first of two consecutive starts with no runs allowed (13.0 ip combined).
- Spent **2012** season with Single-A Lansing (Blue Jays), going 2-0, 1.64 (22.0/4) in six relief appearances and 8-4, 2.64 (102.1/30) in 22 starts to earn midseason and postseason Midwest League All-Star honors.
- Factored in just two decisions over first 14 appearances (eight starts), but earned decision in all but two of final 14 outings (all starts).
- That included 7-2 stretch over final 11 starts, with a 2.62 ERA (58.1/17).
- Began professional career with Short-Season A Vancouver in **2011**. Opened season with start on June 19.
- Earned first win on June 24 at Everett, first of five wins over six-start span, through July 21.
- Named Northwest League Pitcher of the Week for July 18-24, earning the win in both starts over that span, with 15 strikeouts in 10.0 innings, and allowing just six hits, two runs and two walks combined.
- Made final start for Vancouver on August 19 and was promoted to Single-A Lansing, where he was coached by former Marlins' manager Mike Redmond, but made just three starts before end of season.

PERSONAL/MISCELLANEOUS

- Justin B. Nicolino...attended University High School in Orlando, Fla.

NICOLINO'S PITCHING HISTORY

YEAR	CLUB	W-L	ERA	G	GS	CG	SHO	SV	SVO	IP	H	R	ER	HR	HB	BB	SO	WP	BK
2011	VANCOUVER	5-1	1.03	12	9	1	0	0	0	52.1	28	9	6	0	1	11	64	1	3
	LANSING	1-1	3.12	3	3	0	0	0	0	8.2	11	3	3	0	0	2	9	0	0
2012	LANSING	10-4	2.46	28	22	0	0	0	1	124.1	112	41	34	6	5	21	119	4	1
2013	JUPITER	5-2	2.23	18	18	1	0	0	0	96.2	89	27	24	4	2	18	64	1	1
	JACKSONVILLE	3-2	4.96	9	9	1	0	0	0	45.1	63	29	25	2	2	12	31	1	0
2014	JACKSONVILLE	14-4	2.85	28	28	2	2	0	0	170.1	162	68	54	10	5	20	81	2	0
2015	NEW ORLEANS	7-7	3.52	20	20	0	0	0	0	115.0	134	51	45	11	4	29	63	0	0
	MIAMI	5-4	4.01	12	12	0	0	0	0	74.0	72	33	33	8	3	20	23	2	0
2016	NEW ORLEANS	7-6	4.13	14	14	0	0	0	0	85.0	87	43	39	10	0	13	49	4	0
	MIAMI	3-6	4.99	18	13	0	0	0	0	79.1	96	45	44	8	3	20	37	1	0
MLB TOTALS		52-27	2.97	132	123	5	2	0	1	697.2	686	271	230	43	19	126	480	13	5
MLB TOTALS		8-10	4.52	30	25	0	0	0	0	153.1	168	78	77	16	6	40	60	3	0

NICOLINO'S BATTING HISTORY

YEAR	CLUB	AVG.	G	AB	R	H	2B	3B	HR	RBI	SH	SF	HBP	BB	SO	SB	CS	OPB	SLG	E
2016	MIAMI	.091	18	22	0	2	0	0	0	0	1	0	0	1	11	0	0	.130	.091	1
MLB TOTALS		.064	31	47	0	3	0	0	0	0	3	0	0	1	19	0	0	.083	.064	1

CAREER TRANSACTIONS

2012: Acquired by Miami with RHP Henderson Alvarez, RHP Anthony DeSclafani, SS Yunel Escobar, SS Adeiny Hechavarria, OF Jake Marisnick and C Jeff Mathis from Toronto in exchange for OF Emilio Bonifacio, C John Buck, LHP Mark Buehrle, RHP Josh Johnson, INF Jose Reyes and cash on November 19

2010: Selected by Toronto in second round of First-Year Player Draft; signed by Blue Jays' scout Carlos Rodriguez



- Courtesy Denis Bancroft 2016



73 AUSTIN NOLA

CATCHER HT 6'0" WT 205 | BATS RIGHT THROWS RIGHT

MLB SERVICE NONE | BIRTHPLACE BATON ROUGE, LA

BORN DECEMBER 28, 1989 | OPENING DAY AGE 27 | CONTRACT STATUS SIGNED THROUGH 2017

ACQUIRED SELECTED IN FIFTH ROUND OF 2012 FIRST-YEAR PLAYER DRAFT

2016 SUMMARY

- Played entire season with Triple-A New Orleans, hitting career-high six home runs with career-high .261 (97x372) batting average.
- Tied career high (second time) with four RBI on May 11 vs. Colorado Springs, going 3x4 with a double.
- Batted .310 (26x84) with seven doubles, a home run and 11 RBI after August 1, covering final 26 games.
- Matched career high with four hits (4x5), with a double and two runs scored, on August 15 at Las Vegas.
- Finished year on season-best seven-game hitting streak (.435/10x23), with three doubles, a home run, and five RBI.
- Primarily played second base (56 games) while also spending time at shortstop (32) and third base (22).
- Following the season, played eight games for Mesa Solar Sox in Arizona Fall League, batting .273 (6x22) with a double, two RBI and five runs scored while beginning conversion from infielder to catcher.
- Received the AFL Dernel Stenson Sportsmanship Award as player who best exemplified unselfishness, hard work, and leadership.

MINOR LEAGUE CAREER HIGHLIGHTS

- Split 2015 season between Double-A Jacksonville (69 games) and Triple-A New Orleans (61).
- Was batting just .211 with Suns through June 27, when he was promoted to NOLA.
- Opened stint with Zephyrs with 3x4 effort on June 14 vs. Omaha, and proceeded to bat .330 (33x100) in 27 games in July.
- Tied career high with four hits on July 4 vs. Iowa.
- With Jacksonville, batted .206 against right-handed pitching, compared to .306 with NOLA.
- Most frequent spot in lineup with NOLA was first and seventh; batted .288 as leadoff hitter and .341 in seven spot.
- Spent entire 2014 season with Double-A Jacksonville, where he tied for Southern League lead in walks (77), ranked second in games played (134) and third in at-bats (499).
- Recorded career-high three doubles May 15 at Pensacola.
- Hit .514 (18x35) with seven runs, seven doubles, two triples, one home run and seven RBI during eight-game hitting streak from May 15-23.
- Set career high with four hits May 22 vs. Jackson; matched high on August 1 at Huntsville.
- Had career-long 17-game hitting streak from June 15-July 5 (.413/31x75, 13 r, 4 2b, 2 3b, 9 rbi).
- Streak tied Patrick Kivlehan of Jackson for third-longest of season in Southern League, behind a 26-game streak for Rangel Ravelo (Birmingham) and an 18-game streak for Corey Seager (Chattanooga).

HONORS AND AWARDS

2014..... ARIZONA FALL LEAGUE - DERNEL STENSON AWARD

- Hit .319 (29x91) in June, with 17 runs, two doubles, one triple, 11 RBI and 18 walks.
- In Southern League Championship Series victory, went 3x9 with five runs, two RBI and six walks in three games as leadoff hitter.
- Spent 2013 season with Single-A Jupiter.
- Had season-long hitting streak of six games from June 4-10.
- Batted .440 (11x25) during streak, with three doubles and two RBI.
- Recorded a .287 (45x157) average against left-handed pitchers, compared to .199 (47x256) against right-handers.
- Batting average with runners in scoring position was .274 (31x113).
- Turned in a .263 (55x209) average prior to All-Star break; fell to .203 (41x204) in second half of season.
- Committed two errors on final day of season, snapping a season-long streak of 26 games without a miscue.
- Made professional debut with Short-Season A Jamestown in 2012.
- Had a hit in four of last five games with Jammers before being promoted to Single-A Greensboro on July 4.
- Batted .348 (16x46) over first 12 games with Grasshoppers, with five doubles, a home run and seven RBI.
- During that stretch, hit first home run of career on July 5 at Kannapolis, and had a pair of three-hit games, on July 14 & 16 vs. Kannapolis (two doubles in each contest).
- Batted .274 (23x84) over 24 home games with Greensboro, compared to .165 (15x91) in 26 road games.

PERSONAL/MISCELLANEOUS

- Austin Kyle Nola...graduated from Louisiana State University... was a Second Team All-SEC selection after sophomore season in 2010, as well as the SEC Tournament Most Valuable Player and SEC All-Tournament Team selection...hit .438 (7x16) in four games during 2010 SEC Tournament, with three doubles, a triple and four RBI...was twice named to the SEC Community Service Team, and was two-time member of SEC Academic Honor Roll as sports administration major...received Wally Pontiff Award as LSU's top scholar-athlete in 2012...attended Catholic High School in Baton Rouge, Louisiana...was 2008 Gatorade State Player of the Year...older brother of Phillies pitcher Aaron Nola.



NOLA'S BATTING HISTORY

YEAR	CLUB	AVG.	G	AB	R	H	2B	3B	HR	RBI	SH	SF	HBP	BB	SO	SB	CS	OPB	SLG	E
2012	JAMESTOWN	.189	15	53	2	10	0	0	0	2	1	1	0	7	3	0	1	.279	.189	2
	GREENSBORO	.217	50	175	20	38	10	0	1	16	4	1	1	24	26	5	2	.313	.291	8
2013	JUPITER	.232	124	413	39	96	22	3	1	40	12	2	8	54	92	6	3	.331	.308	15
2014	JACKSONVILLE	.259	134	499	68	129	21	5	1	53	2	5	12	77	94	8	5	.368	.327	22
2015	JACKSONVILLE	.211	69	256	26	54	13	1	1	26	2	8	3	27	50	0	0	.286	.281	8
	NEW ORLEANS	.280	61	207	18	58	11	1	0	18	4	2	3	22	40	0	1	.355	.343	4
2016	NEW ORLEANS	.261	113	372	34	97	23	1	6	44	8	1	2	24	56	4	1	.308	.376	11
	MILB TOTALS	.244	566	1975	207	482	100	11	10	199	33	20	29	235	361	23	13	.330	.321	70

CAREER TRANSACTIONS

- 2012:** Selected by Miami in fifth round of First-Year Player Draft; signed by Marlins' scout Mark Willoughby
- 2011:** Selected by Toronto in 31st round of First-Year Player Draft; did not sign
- 2008:** Selected by Colorado in 48th round of First-Year Player Draft; did not sign



- Courtesy Rob Foldy 2017

FRONT OFFICE

FIELD STAFF

PLAYERS

2016 IN REVIEW

CLUB HISTORY

POSTSEASON HISTORY

PLAYER DEVELOPMENT

2017 OPPONENTS

GENERAL INFORMATION



13

MARCELL OZUNA

OUTFIELD HT 6'1" WT 234 | BATS RIGHT THROWS RIGHT

MLB SERVICE 3 YEARS, 124 DAYS | MLB DEBUT APRIL 30, 2013 VS. NEW YORK-NL | BIRTHPLACE SANTO DOMINGO, DOM
BORN NOVEMBER 12, 1990 | OPENING DAY AGE 26 | CONTRACT STATUS SIGNED THROUGH 2017
ACQUIRED SIGNED AS INTERNATIONAL FREE AGENT ON FEBRUARY 15, 2008

2016 SUMMARY

- Batted .307 with 12 doubles, five triples, 17 home runs, and 47 RBI in the first half to earn first career All-Star Game selection.
- Chosen as reserve, but started in center field due to injuries (1x2, RBI, so).
- Reached base in 36 straight games from April 21-May 29, fourth-longest streak in MLB for the season; tied Hanley Ramirez for fifth-longest on-base streak in Club history.
- Hit .399 (55x138) with eight doubles, four triples, nine home runs, and 23 RBI during streak.
- Final 28 games of on-base streak including hitting streaks of 16 and 11 games.
- The 16-game streak (tied for career-long) ran from April 30-May 16, and 11-game streak from May 18-29.
- According to *STATS LLC*, was just fifth player in Club history with back-to-back 10-game hitting streaks (one game played between end of first and start of second).
- Others were Cliff Floyd in 2001 (10, 18), Juan Pierre in 2003 (11, 14), Alex Gonzalez in 2005 (17, 11), and Hanley Ramirez in 2010-11 (14, 10).
- In May, led National League in slugging (.705), was second in average (.411), behind Daniel Murphy (.416), and was fifth in on-base percentage (.450).
- Recorded 400th career hit on May 25 at Tampa Bay, in 391st career game.
- According to *STATS LLC*, among players who began career with Marlins, was sixth-fastest to 400, behind Edgar Renteria (340 games), Miguel Cabrera (349), Christian Yelich (350), Luis Castillo (367), and Dan Uggla (380). (Hanley Ramirez had his first 400 career hits with Marlins, in 317 career games, but his first two career games were with Boston at end of 2005, going 0x2).
- Had first career multi-homer game on June 20 vs. Colorado (two solo).
- Hit 23rd home run September 14 at Atlanta, matching career high (2014).
- Hit sixth triple of season on Sept. 19 vs. Washington, setting new career high.

MAJOR LEAGUE CAREER HIGHLIGHTS

- Split 2015 season between Marlins (123 games) and Triple-A New Orleans (33).
- Opened season with Miami and was batting season-high .321 through May 2 (22 games), with just seven extra-base hits (all doubles) and five RBI.
- First home run of season came on May 7 at San Francisco; was first of three homers on a 10-game road trip to West Coast.

CAREER BESTS

HITS	4 (6x) — LAST, 7/1/16 at ATL
RUNS	3 (6x) — LAST, 5/29/16 at ATL
HOME RUNS	2 — 6/20/16 vs. COL
RBI	5 (2x) — LAST, 8/22/14 at COL
SB	1 (10x) — LAST, 8/20/15 vs. PHI
HITTING STREAK	16 (2x) — LAST, 4/30/16 to 5/16/16
GRAND SLAMS	2 — LAST, 8/22/14 at COL
CAREER PINCH-HIT HR	1 — 6/29/14 vs. OAK
CAREER GAME-ENDING HR	—

MLB DISABLED LIST HISTORY

2013..... TORN LEFT THUMB LIGAMENT (JULY 23-SEASON)

HONORS AND AWARDS

2016	NATIONAL LEAGUE ALL-STAR
2013	SOUTHERN LEAGUE HITTER OF THE WEEK (APRIL 22-28)
2012	MARLINS' MINOR LEAGUE PLAYER OF THE MONTH (AUGUST)
	FLORIDA STATE LEAGUE MIDSEASON AND POSTSEASON ALL-STAR
	MARLINS' MINOR LEAGUE GOLD GLOVE (RIGHT FIELD)
2010	NEW YORK-PENN LEAGUE MIDSEASON ALL-STAR

- After May 3, batted .223 (48x215) over next 56 games, including 0x14 in July, and was optioned to NOLA on July 5.
- Had a hit in 23 of 33 games with NOLA, including .379 (11x29) stretch over first seven games with Zephyrs.
- Average dipped to .296 before going 6x12 over final four games in NOLA and being recalled on August 15.
- Hit .237 in 16 games with Marlins in August, but rebounded to hit .299 in September (24 games) and .313 in October (four games).
- Hit .278 (45x162) in 44 games after recall, with 20 runs, 13 doubles, six home runs, and 18 RBI.
- Hit .360 (18x50) over final 13 games, with seven multi-hit games.
- Posted .341 (29x85) average vs. left-handers, with seven doubles, two home runs, and eight RBI.
- His .996 fielding percentage ranked sixth among NL outfielders.



- His **2014** season was cut short due to injury for second straight year when he suffered high right ankle sprain on September 21 vs. Washington.
- At time of injury, led Majors in HR (15) and RBI (40) in seventh inning or later; finished season tied with Lucas Duda for lead in home runs, and was still leader in RBI.
- HR total in seventh inning or later tied Derrek Lee (2000) for most in Club history.
- Was tied for 12th in National League in home runs (23), and was 10th in RBI (85) when injured; finished season tied for 14th in HR and tied for 11th in RBI.
- Among NL outfielders, was tied for fifth in HR (22) and was fourth in RBI (84) when injured; finished season tied for seventh in HR and fifth in RBI.
- Homered in four straight games from Sept. 8-11; tied six others for Club record.
- Had only career pinch-hit home run, a solo shot, on June 29 vs. Oakland.
- Was second among NL center fielders in RBI (82), behind Andrew McCutchen (83), and trailed only McCutchen (25) and Carlos Gomez (23) in home runs (21).
- Hit first career grand slam and set career high with five RBI on May 21 vs. Philadelphia.
- Hit second career grand slam on August 22 at Colorado, and matched career high with five RBI.
- Had first career walk-off hit (second career walk-off RBI) on Aug. 14 vs. Arizona.
- Other walk-off RBI was ninth-inning sac fly vs. Mets on May 7, in a 1-0 win.
- All six of his AB on May 3 vs. the Dodgers were with RISP; just second player in Club history to have six AB with RISP in a game (Alfredo Amezaga, 9/2/08 vs. ATL).
- On June 20 vs. Mets, had first career game with two OF assists, both at home plate.
- Threw out David Wright for second out of eighth inning, preserving 3-2 lead. Second assist ended game with same score, throwing out Kirk Nieuwenhuis attempting to score from third on Chris Young fly out.
- According to *Elias*, just third Marlins' OF to have two assists at plate in a game (Joe Orsulak, Emilio Bonifacio), and only second (with Orsulak) to do so without a relay on both throws: Also, first Marlin OF ever to throw out runner at home to end regular-season game.
- Additionally, was just third MLB outfielder in last five seasons to earn two assists on OF-to-C putouts in same game, joining Shin-Soo Choo and Yoenis Cespedes, and first since David DeJesus in 1999 to cut down tying or go-ahead run twice in eighth inning or later.
- On July 8 at Arizona, hit two-run HR on 2-2 pitch with two outs in top of ninth to give Miami eventual 2-1 win.
- According to *Elias*, was first Marlins' player since Mike Lowell on June 28, 2003 at Fenway Park to drive in game-tying and game-winning runs with two outs and two strikes in the ninth inning. In addition, became first Marlins' player ever to hit a home run to give team a lead after being one out away from a shutout loss.
- Had 15-game hitting streak from June 24 to July 9, batting .368 (21x57) with five doubles, three home runs and eight RBI.
- Fell one game short of career-long streak, established from May 15-31, 2013.
- Made Major League debut April 30, **2013** vs. New York Mets (1x3). Recorded first career hit off of Jeremy Hefner in second at-bat.

- Had a hit in first six games, tying Scott Pose (1993) for second-longest hitting streak to open a career in Club history, behind Alejandro De Aza (8 in 2007). - *STATS LLC*
- Set Club record for most hits in first six career games (11). - *STATS LLC*
- Had four-hit game on May 5 at Philadelphia, his sixth career game, at the time becoming second-fastest player in Club history to achieve that feat, Ed Lucas later set Club record, on June 2 vs. the Mets, in his third career game, moving ahead of Ozuna and Hanley Ramirez (four games). - *STATS LLC*
- Had a 16-game hitting streak from May 15-31, marking second-longest hitting streak by rookie in Club history, behind Edgar Renteria (22 in 1996). - *STATS LLC*
- Batted .356 (21x59) during streak.
- Was second-longest streak of season by a rookie (Jose Iglesias, 18), and tied with several others for sixth-longest streak for any player.
- Had eight game-winning RBI, tied for third among rookies, behind Evan Gattis (11) and Nolan Arenado (9). Tied Alex Gonzalez (1999) for fourth-most by rookie in Club history, behind Mike Jacobs (11 in 2006), Miguel Cabrera (10 in 2003) and Kevin Millar (9 in 1999).
- Reached season-high average of .336 (42x125) on June 4, through 33 games.
- Had eight OF assists, sixth-most by rookie in Club history, behind Mark Kotsay (20 in 1998), Jeff Conine (11 in 1993), Giancarlo Stanton (10 in 2010), Preston Wilson (10 in 1999), and Todd Dunwoody (9 in 1998).
- Suffered torn left thumb ligament on July 22 at Colorado and missed remainder of season following surgery.

MINOR LEAGUE CAREER HIGHLIGHTS

- Season debut in **2013** was delayed until April 16 by broken fourth metacarpal in left hand. Suffered injury crashing into fence in a Minor League Spring Training game.
- Was recalled from four-game rehab stint at Single-A Jupiter on April 20 and assigned to Double-A Jacksonville. Appeared in 10 games for Suns, belting five home runs over final six contests, before being recalled to Miami on April 30.
- Named Southern League Hitter of the Week for April 22-28, the week prior to his call-up. Went 11x30 (.367), with a double, a triple, five home runs and 11 RBI.
- Was Florida State League All-Star for Single-A Jupiter in **2012**, and earned Marlins' Minor League Player of the Month honors for August. Batted .365 (38x104) over that stretch, with 24 runs scored, eight doubles, eight home runs, 32 RBI and a .421 on-base percentage.
- Finished first in FSL in runs, home runs, RBI and total bases (233), fourth in slugging, seventh in hits, tied for ninth in doubles and 10th in OPS (.805).
- Won Rawlings® Minor League Gold Glove Award for right field. Posted .988 fielding percentage in right field (three errors in 257 total chances), while recording nine of his 10 outfield assists at the position. Also played 14 games in center field (one assist) and one game in left field.
- Batted .500 (10x20) with bases loaded, with a walk, sac fly, five doubles, two home runs and 28 RBI.
- Batted .299 (43x144) with RISP, with 11 walks, 11 doubles, 10 home runs and 74 RBI.
- Recorded 35 multi-hit games, including 13 three-hit games.
- On June 10-11 at Bradenton, went 6x9 with five home runs and 12 RBI over two-game stretch. Was 3x4 with three home runs and six RBI on June 10, and 3x5 with two home runs and six RBI on June 11.

- Had season-high seven-game hitting streak from July 31-August 7. Batted .346 (9x26) during streak, with six runs scored, two home runs and five RBI.
- In **2011** for Single-A Greensboro, was second in South Atlantic League in runs, third in total bases (239) and fourth in home runs.
- Had 10-game hitting streak from April 16-27, batting .436 (17x39) with seven home runs and 13 RBI.
- Surpassed that with 11-game streak from August 15-26; hit .319 (15x47), with four home runs and five RBI, during streak.
- Batted .218 (52x238) in first half, with eight home runs, 33 RBI and a .285 on-base percentage. Rebounded in second half, batting .310 (80x258) with 15 home runs, 38 RBI and a .371 on-base percentage.
- Began **2010** season with Grasshoppers, playing in six games from April 8-13 before missing more than two months with a left forearm fracture.
- Returned June 18 for Short-Season A Jamestown. Opened stint with eight-game hitting streak, batting .353 (12x34) with two home runs and five RBI.
- Led New York-Penn League with 21 home runs and was named a Midseason All-Star.
- Homered in three straight games twice: from July 10-12 (three homers, six RBI) and August 12-14 (three homers, 10 RBI).
- Closed out campaign on seven-game hitting streak, batting .323 (10x31) with two home runs and eight RBI.
- Spent **2009** with Gulf Coast League Marlins. After batting .185 (5x27) in six games in June, hit .396 (38x96) in 24 games in July before finishing campaign with .264 average (24x91) in 25 games in August.
- Had 17 multi-hit games, including one four-hit game and five three-hit games. Had just four multi-hit games after July 22.

PERSONAL/MISCELLANEOUS

- Marcell Ozuna Idelfonso.

OZUNA'S BATTING HISTORY

YEAR CLUB	AVG.	G	AB	R	H	2B	3B	HR	RBI	SH	SF	HBP	BB	SO	SB	CS	OPB	SLG	E
2008 DSL MARLINS	.279	63	233	33	65	14	0	6	43	0	7	0	23	61	8	1	.335	.416	4
2009 GCL MARLINS	.313	55	214	32	67	22	0	5	39	0	5	3	22	52	4	2	.377	.486	4
2010 GREENSBORO	.160	6	25	3	4	0	0	1	2	0	0	0	2	10	0	0	.222	.280	1
JAMESTOWN	.267	68	270	53	72	11	2	21	60	0	3	3	17	94	3	1	.314	.556	3
2011 GREENSBORO	.266	131	496	87	132	28	5	23	71	6	2	2	46	121	17	2	.330	.482	10
2012 JUPITER	.266	129	489	89	130	27	2	24	95	0	3	3	44	116	8	3	.328	.476	4
2013 JUPITER	.267	4	15	1	4	1	0	0	1	0	0	0	0	4	1	0	.267	.333	0
JACKSONVILLE	.333	10	42	6	14	3	1	5	15	0	1	1	3	9	1	0	.383	.810	0
MIAMI	.265	70	275	31	73	17	4	3	32	1	0	2	13	57	5	1	.303	.389	2
2014 MIAMI	.269	153	565	72	152	26	5	23	85	0	5	1	41	164	3	1	.317	.455	5
2015 NEW ORLEANS	.317	33	120	21	38	12	1	5	11	0	0	1	11	23	1	0	.379	.558	2
MIAMI	.259	123	459	47	119	27	0	10	44	0	2	3	30	110	2	3	.308	.383	1
2016 MIAMI	.266	148	557	75	148	23	6	23	76	0	4	4	43	115	0	3	.321	.452	5
MILB TOTALS	.276	499	1904	325	526	118	11	90	337	6	21	13	168	490	43	9	.336	.492	28
MLB TOTALS	.265	494	1856	225	492	93	15	59	237	1	11	10	127	446	10	8	.314	.427	13

ALL-STAR HISTORY

YEAR CLUB/TM, SITE	AVG.	G	AB	R	H	2B	3B	HR	RBI	SH	SF	HBP	BB	SO	SB	CS	OPB	SLG	E
2016 NL/MIA, SD	.500	1	2	0	1	0	0	0	1	0	0	0	0	1	0	0	.500	.500	0

CAREER TRANSACTIONS

- 2008:** Signed by Florida as International free agent on February 15; signed by Marlins' scouts Albert Gonzalez and Sandy Nin





NON-ROSTER INVITE

80 CARLOS PAULINO

CATCHER HT 5'10" WT 178 | BATS RIGHT THROWS RIGHT

MLB SERVICE NONE | BIRTHPLACE PUERTO PLATA, DOM

BORN SEPTEMBER 24, 1989 | OPENING DAY AGE 27 | CONTRACT STATUS SIGNED THROUGH 2017

ACQUIRED SIGNED AS MINOR LEAGUE FREE AGENT ON NOVEMBER 8, 2016

2016 SUMMARY

- Opened season with three games at Double-A Chattanooga in Minnesota's system; transferred to Triple-A Rochester on April 21 and appeared in 34 games over remainder of season.

MINOR LEAGUE CAREER HIGHLIGHTS

- Started **2015** with Double-A Chattanooga, first in the Twins organization after signing in off-season.
- Hit .270 (17x63) for Lookouts before promotion to Triple-A Rochester on June 11; hit safely in 21-of-34 games for Red Wings.
- Played for Gigantes del Cibao in Dominican Winter League, batting .241 (28x116) with five homers and 19 RBI in 38 games.
- Was **2014** spring training invite for Pittsburgh and began season with Triple-A Indianapolis.
- Placed on 7-day disabled list on April 30 (left knee inflammation) with Double-A Altoona; reinstated June 30.
- Started **2013** with Double-A Altoona after spending Spring Training with Pirates; promoted to Indianapolis on August 28.
- Caught second-ever no-hitter in Curve history July 25 at New Hampshire (combined, four pitchers).
- Hit pinch-hit walk-off single in 13th inning August 1 vs. Binghamton.

- Combined to hit .222 (74x334) with nine doubles, four triples, and 40 RBI in 102 games between Altoona and Indianapolis.
- Threw out 36.4 percent (40-of-110) of runners attempting to steal, ranking second among Eastern League catchers.
- Played for Gigantes del Cibao in the Dominican Winter League, hitting .206 (14x68) with three RBI in 26 games.
- Spent entire **2012** season with Single-A Bradenton in Pittsburgh system.
- Hit .284 (23x81) with RISP, .278 (55x198) against right-handed pitching, and .200 (21x105) against left-handed pitching.
- Caught 83 games (82 starts) and threw out 22 percent (26-of-118) runners attempting to steal.
- Spent entire **2011** season with Single-A Bradenton, hitting safely in 56-of-82 games played.
- Split **2009** between GCL Marlins and Single-A Jamestown.
- Hit safely in 13 straight games for Jammers from July 22-Aug. 15, tied for third-longest streak of season in NY-Penn League.

PERSONAL/MISCELLANEOUS

- Carlos Angenis Diaz Paulino (pronounced paw-LEE-no)...can speak four languages (Spanish, English, French, and German).

BATTING HISTORY

YEAR CLUB	AVG.	G	AB	R	H	2B	3B	HR	RBI	SH	SF	HBP	BB	SO	SB	CS	OPB	SLG	E
2008 GCL MARLINS	.152	17	46	5	7	3	1	0	2	0	0	2	1	3	1	0	.204	.261	2
2009 GCL MARLINS	.333	3	9	1	3	0	0	0	3	0	0	0	1	0	0	0	.333	.333	1
JAMESTOWN	.291	42	141	13	41	11	1	1	14	0	1	0	11	27	2	1	.340	.404	3
2010 JUPITER	.125	3	8	1	1	1	0	0	1	0	0	0	1	0	0	0	.125	.250	2
GREENSBORO	.184	64	201	17	37	10	0	0	10	6	1	2	6	49	0	0	.214	.234	9
2011 BRADENTON	.299	82	271	44	81	18	4	4	40	2	4	6	18	33	0	2	.351	.439	5
2012 BRADENTON	.251	84	303	35	76	18	3	4	35	4	1	10	17	43	2	1	.311	.370	8
2013 ALTOONA	.220	99	323	23	71	9	4	0	38	2	3	5	28	48	5	1	.290	.272	7
INDIANAPOLIS	.273	3	11	1	3	0	0	0	2	0	0	0	1	1	0	0	.333	.273	0
2014 INDIANAPOLIS	.207	10	29	4	6	0	0	0	2	1	1	0	1	9	0	0	.226	.207	1
GCL PIRATES	.333	4	12	3	4	1	1	1	3	0	0	1	0	0	0	0	.385	.833	2
ALTOONA	.296	22	71	5	21	4	0	1	13	2	2	0	3	19	0	1	.316	.394	1
2015 CHATTANOOGA	.270	20	63	4	17	4	1	0	8	2	0	0	7	6	0	0	.343	.365	3
ROCHESTER	.257	34	109	15	28	5	1	0	8	2	0	0	10	9	0	1	.319	.321	2
2016 CHATTANOOGA	.200	3	10	1	2	0	0	0	0	0	0	1	1	3	0	0	.333	.200	1
ROCHESTER	.232	34	99	10	23	5	0	0	11	1	2	0	12	22	0	0	.310	.283	0
MILB TOTALS	.247	524	1706	182	421	89	16	11	190	22	15	27	116	274	10	7	.303	.337	47

CAREER TRANSACTIONS

2016: Signed by Miami as Minor League free agent on November 8

2014: Signed by Minnesota as Minor League free agent on December 13

2011: Acquired by Pittsburgh from Florida in exchange for INF Jim Negrych on March 30

2007: Signed by Florida as undrafted free agent on October 5; signed by Marlins scouts Sandy Nin and Domingo Ortega



HOME OFFICE | MIAMI | PLATES | 2016 IN REVIEW | CLUB HISTORY | POSTSEASON HISTORY | PLATE INFORMATION | 2017 PROSPECTS | ANNUAL INFORMATION



77 YEFRI PÉREZ

OUTFIELD HT 5'11" WT 174 | BATS SWITCH THROWS RIGHT

MLB SERVICE 32 DAYS | MLB DEBUT JULY 17, 2016 AT ST. LOUIS | BIRTHPLACE BANI, DOM
 BORN FEBRUARY 24, 1991 | OPENING DAY AGE 26 | CONTRACT STATUS SIGNED THROUGH 2017
 ACQUIRED SIGNED AS INTERNATIONAL FREE AGENT ON DECEMBER 13, 2008

2016 SUMMARY

- Called up to Majors, from Double-A Jacksonville, for first time in career as 26th man for July 3 game at Ft. Bragg vs. Atlanta, but did not appear.
- Recalled for second time from from July 15-18 and made MLB debut as a pinch-runner on July 17 at St. Louis; stole second base and scored on a sac fly.
- Recalled from Suns a third time on September 6 and remained with Marlins for rest of season.
- Had first career at-bat on Sept. 17 at Philadelphia (strikeout); had first career hit (single) Sept. 27 vs. the Mets.
- Had first career extra-base hit (double) on October 2 at Washington.
- Went 4-for-6 in SB attempts with Miami.
- Finished Minor League season third in Southern League with 39 steals.
- Had season-long 13-game hitting streak from April 16-30 (.333/19x57); also had a 10-game run from June 12-24 (.385/15x39).
- Was named a Southern League All-Star after batting .250 with 24 RBI and 35 steals in first half.

MINOR LEAGUE CAREER HIGHLIGHTS

- In **2015**, ranked second among all full-season Minor Leaguers with 71 stolen bases, which tied him for the second-most steals in a single season by a Marlins' farmhand (Quincey Foster, 73 in 1998 for Single-A Kane County).
- Stole three bases in a single game three times (June 1 at Bradenton, July 11 at Dunedin, and September 3 at Palm Beach).
- Ranked second in the Florida State League in runs scored (74), third in at-bats (517), and fourth in games (135).
- Led Jupiter in runs scored and was second on the Club in hits (124).
- Had career-high 11-game hitting streak from May 3-15; hit .361 (13x36) with two doubles, two triples, and an RBI during the streak.
- Hit .324 (36x111) in 26 games in June, with 18 steals, three doubles, a triple, and nine RBI, all single-month highs for the season.
- After the season, played for Aguilas Cibaenas of the Dominican Winter League, batting .267 (4x15) with two steals.
- Led all Marlins' Minor Leaguers with 30 steals in **2014**.
- Batted .294 (94x320) against right-handed pitching, with 12 doubles, a home run, 20 RBI.
- Hit .325 (68x209) with 38 runs scored, 10 doubles, and 13 RBI in 59 second-half games to help lead Single-A Greensboro to a first-place tie and a berth in the South Atlantic League playoffs.

CAREER BESTS

HITS	7 (2x) — LAST, 10/2/16 at WSH
RUNS	7 (5x) — LAST, 10/2/16 at WSH
HOME RUNS	—
RBI	—
SB	1 (4x) — LAST, 9/24/16 vs. ATL
HITTING STREAK	2 — 9/27/16 to 10/2/16
GRAND SLAMS	—
CAREER PINCH-HIT HR	—
CAREER GAME-ENDING HR	—

MLB DISABLED LIST HISTORY

NONE

HONORS AND AWARDS

- | | |
|------|---|
| 2016 | FLORIDA STATE LEAGUE
MIDSEASON AND POSTSEASON ALL-STAR |
|------|---|
- Posted a .995 fielding percentage (1 error/200 total chances) in 103 regular season games as Greensboro's center fielder.
 - Played for Aguilas Cibaenas in the Dominican Winter League following the season and hit .214 (12x56) with 10 runs scored, two doubles, four RBI and two steals (two attempts).
 - Moved from infield to outfield in **2013** and stole 20 bases (fifth most among Marlins' farmhands).
 - Led Batavia with 12 steals in 31 games.
 - Hit safely in nine of his first 10 games with Batavia from June 17-26, batting .325 (13x40) with six runs scored, three doubles, a triple, two home runs, seven RBI, and was 7-for-7 in steal attempts.
 - Placed on the Batavia seven-day disabled list on August 9 and did not play the remainder of the season.
 - Played all of **2012** with Short-Season A Jamestown, including 21 June contests during which he had a .313 (21x67) batting average with eight runs scored, three doubles, and three steals (eight attempts).
 - Reached Jamestown for the first time in **2011**, primarily playing shortstop.
 - Played 14 games with GCL Marlins from August 7-26, batting .319 (15x47), including five multi-hit games.
 - Began his professional career in **2009** with the DSL Marlins, finishing second on the club with 21 steals.



PERSONAL/MISCELLANEOUS

- Yefri (yef-ree) Pérez Martínez...attended Liceo Francisco Gregorio Villing where he was awarded Primero de Vachiyer and the Premio de Cuadro de Honor.

PÉREZ'S BATTING HISTORY

YEAR	CLUB	AVG.	G	AB	R	H	2B	3B	HR	RBI	SH	SF	HBP	BB	SO	SB	CS	OPB	SLG	E
2009	DSL MARLINS	.236	59	220	37	52	9	4	0	29	4	2	3	30	28	21	2	.333	.314	29
2010	GCL MARLINS	.290	30	93	12	27	2	0	0	8	2	2	0	7	18	8	2	.333	.312	6
2011	GCL MARLINS	.319	14	47	8	15	2	1	0	8	1	0	0	3	8	1	0	.360	.404	4
	JAMESTOWN	.198	24	86	6	17	5	1	0	10	0	1	0	2	16	3	0	.213	.279	12
2012	JAMESTOWN	.280	45	143	18	40	8	0	1	16	1	1	2	8	12	4	5	.325	.357	4
2013	JUPITER	.111	4	9	1	1	0	0	0	1	0	0	0	0	2	0	0	.111	.111	0
	GREENSBORO	.196	13	51	7	10	2	1	0	7	0	0	0	4	4	8	1	.255	.275	1
	BATAVIA	.250	31	128	18	32	6	1	3	10	2	0	1	5	18	12	1	.284	.383	1
2014	GREENSBORO	.287	118	421	65	121	17	0	1	29	8	2	5	26	54	30	9	.335	.335	5
2015	JUPITER	.240	135	517	74	124	10	1	1	22	8	3	4	31	95	71	21	.286	.269	12
2016	JACKSONVILLE	.259	84	328	49	85	7	3	1	28	3	6	1	39	66	39	11	.334	.308	10
	MIAMI	.667	12	3	5	2	1	0	0	0	0	0	0	1	4	2	.667	1.000	0	
	MILB TOTALS	.256	557	2043	295	524	68	12	7	168	29	17	16	155	321	197	52	.312	.312	84

CAREER TRANSACTIONS

- 2008:** Signed by Miami as an International free agent on December 13; signed by Marlins' scouts Albert Gonzalez and Sandy Nin



- Courtesy Josh Cataldo 2017



76 DILLON PETERS

PITCHER HT 5'9" WT 202 | BATS LEFT THROWS LEFT

MLB SERVICE NONE | BIRTHPLACE INDIANAPOLIS, IN

BORN AUGUST 31, 1992 | OPENING DAY AGE 24 | CONTRACT STATUS SIGNED THROUGH 2017

ACQUIRED SELECTED IN 10TH ROUND OF 2014 FIRST-YEAR PLAYER DRAFT

2016 SUMMARY

- Spent majority of season with Single-A Jupiter (20 starts) before closing out campaign at Double-A Jacksonville (four starts).
- Went 5-4 with 3.23 ERA (61.1 ip/22 er) in 12 starts during first half.
- Set career high with eight strikeouts on May 20 vs. Brevard County.
- Garnered postseason All-Star honors in Florida State League for going 6-2, 1.41 (44.2/7) in eight starts during second half.
- Won five consecutive starts to close out stint with Jupiter, posting 0.61 ERA (29.2/2).
- Went 4-1, 1.27 (28.1/4) in five July starts, with 25 strikeouts and four walks.
- Averaged 7.6 strikeouts per 9.0 with Jupiter and issued 1.4 walks per 9.0; strikeout-to-walk ratio was 5.6.
- Made Double-A debut on August 9 at Chattanooga, tossing 6.2 scoreless innings (5 h, 3 bb, 5 so) and earning win.
- Earned win in first three starts for Jacksonville, posting 1.53 ERA (17.2/3).

MINOR LEAGUE CAREER HIGHLIGHTS

- Made professional debut in 2015 with GCL Marlins.
- First start was on July 9 vs. GCL Mets (ND, 2.0 ip, 3 so).

HONORS AND AWARDS

2016 FLORIDA STATE LEAGUE POSTSEASON ALL-STAR

- First win came on July 25 vs. GCL Mets, in fourth and final start in GCL (5.0 ip, 4 h, r, er, 6 so).
- Promoted to Short-Season A Batavia and made debut on July 31 at Brooklyn, posting season-best seven strikeouts (L, 5.0 ip, 4 h, 2 r, 2 er, 2 bb).

PERSONAL/MISCELLANEOUS

- Dillon James Peters...attended Cathedral High School in Indiana and University of Texas...college career and junior season was cut short by Tommy John surgery following 2014 Big 12 Tournament...was 7-3, 2.13 as a junior for Longhorns and 6-3, 1.97 as a sophomore...tossed 7.0 innings in a combined no-hitter against Kansas State on May 16, 2014...was Indiana All-State in 2009 & 2010, and 2010 Indiana Super Team Player of the Year...went 12-1, 0.63 with 154 strikeouts in 89.1 innings as a high school senior, and 10-1, 0.99 with 112 strikeouts in 71.0 innings in junior year.

PITCHING HISTORY

YEAR	CLUB	W-L	ERA	G	GS	CG	SHO	SV	SVO	IP	H	R	ER	HR	HB	BB	SO	WP	BK
2015	GCL MARLINS	1-1	0.68	4	4	0	0	0	0	13.1	10	4	1	0	1	3	13	0	0
	BATAVIA	0-3	4.83	7	7	0	0	0	0	31.2	40	25	17	2	0	10	27	1	1
2016	JUPITER	11-6	2.46	20	20	0	0	0	0	106.0	102	32	29	2	9	16	89	3	0
	JACKSONVILLE	3-0	1.99	4	4	0	0	0	0	22.2	17	5	5	2	0	4	16	2	0
MILB TOTALS		15-10	2.69	35	35	0	0	0	0	173.2	169	66	52	6	10	33	145	6	1

CAREER TRANSACTIONS

- 2014:** Selected by Miami in 10th round of First-Year Player Draft; signed by Marlins' scout Ryan Wardinsky
- 2011:** Selected by Cleveland in 20th round of First-Year Player Draft; did not sign





35 DAVID PHELPS

PITCHER HT 6'2" WT 198 | BATS RIGHT THROWS RIGHT

MLB SERVICE 4 YEARS, 156 DAYS | MLB DEBUT APRIL 8, 2012 AT TAMPA BAY (W/NYY) | BIRTHPLACE ST. LOUIS, MO

BORN OCTOBER 9, 1986 | OPENING DAY AGE 30 | CONTRACT STATUS SIGNED THROUGH 2017

ACQUIRED IN FIVE-PLAYER TRADE WITH NEW YORK-AL ON DECEMBER 19, 2014

2016 SUMMARY

- Worked as both a starter and reliever, going a combined 7-6 with a 2.28 ERA (86.2 ip/ 22 er) and four saves (10 chances) in 64 appearances (5 starts).
- Became first pitcher in Club history to make at least 50 relief outings and at least five starts in the same season; was first pitcher in the Majors to do so since 2014 when Carlos Martinez (57 gp/7 gs) and Jenrry Mejia (63 gp/7 gs) both reached those marks.
- Posted career bests in wins (7), saves, strikeouts (114), ERA, opponent batting average (.197) and holds (25).
- Went 5-5, 2.31 (62.1/16) as a reliever compared to 2-1, 2.22 (24.1/6) in five starts from August 5-26.
- Began season as a reliever, making 50 relief appearances before moving into starting rotation on August 5 at Colorado (ND, 4.1 ip, 4 h, bb, 4 so).
- Was 5-5, 2.65 (54.1/16) with three saves (nine opportunities) before moving into starting rotation.
- At time of last relief outing, was tied for second among NL relievers in strikeouts (69), ranked third in innings pitched (54.1), tied for third in relief wins (5) and ranked fourth in holds (22).
- Matched a career-high with nine strikeouts in a start on August 20 at Pittsburgh, earning the win (6.0 ip, 2 h, 2 bb).
- Ranked seventh in NL in ERA for August with a 2.22 (24.1/6) mark (min. two starts), behind only May 2012 (1.72) for his lowest ERA in a single month (min. two starts).
- Compiled a 1.99 ERA (40.2/9) in second half, which tied for seventh in NL, and a .181 OBA that ranked fifth.
- Finished season with a career-high 3.00 strikeout/walk ratio (114 so/38 bb), ahead of a 2.53 (96/38) rate in 2012.

MAJOR LEAGUE CAREER HIGHLIGHTS

- His 2015 season ended in third inning of start on August 16 at St. Louis, when he suffered a stress fracture in radius bone of right forearm.
- Combined to go 4-8 with 4.50 ERA (112.0 ip/56 er) in 23 games between bullpen and starting rotation.
- As starter, went 4-8 with 4.39 ERA (106.2/52) in 19 games, and in four relief appearances had no record and 6.75 ERA (5.1/4).
- Opened campaign in bullpen, making season debut on April 7 vs. Atlanta (0.2 ip).
- Made first start in third appearance, April 17 at Citi Field against Mets. Gave up one run on one hit and three walks with two strikeouts over 4.2 innings.
- Earned first win as a Marlin on April 23 at Philadelphia, holding Phillies to no runs and three hits while walking two and striking out five over 7.0 innings.

CAREER BESTS

INNINGS PITCHED.....	8.0 — 6/11/15 vs. COL
STRIKEOUTS.....	9 (2x) — LAST, 8/20/16 at PIT
LAST COMPLETE GAME.....	7/23/14 vs. TEX (5.0 ip)
LAST SHUTOUT.....	—
LOW-HIT COMPLETE GAME.....	5 — 7/23/14 vs. TEX (5.0 ip)
SCORELESS IP.....	12.1 — 7/24/16 to 8/10/16
WIN STREAK.....	4 — 6/13/14 to 7/23/14
LOSS STREAK.....	5 — 6/21/15 to 8/5/15

MLB DISABLED LIST HISTORY

2016.....	LEFT OBLIQUE STRAIN (AUGUST 27-SEPTEMBER 11)
2015.....	RIGHT RADIUS BONE STRESS FRACTURE (AUG. 17-SEASON)
2014.....	RIGHT ELBOW INFLAMMATION (AUG. 4-SEPT. 12)
2013.....	RIGHT FOREARM STRAIN (JULY 5-SEPT. 14)

HONORS AND AWARDS

2010.....	NEW YORK YANKEES MINOR LEAGUE PITCHER OF THE YEAR EASTERN LEAGUE MIDSEASON ALL-STAR
2009.....	SOUTH ATLANTIC LEAGUE POSTSEASON ALL-STAR
2008.....	NEW YORK-PENN LEAGUE MIDSEASON ALL-STAR

- Over first six starts of season, owned ERA of 1.75 (36.0/7).
- From April 23-May 15, went at least 6.0 innings and allowed three-or-fewer runs in five straight starts. His ERA over that span was 1.72 (31.1/6).
- On June 6 at Colorado, allowed nine runs on 11 hits. In next start, on June 11 in Miami, held Rockies scoreless over a career-best 8.0 innings.
- According to *Stats LLC*, was just fifth pitcher since 1914 to make back-to-back starts against same opponent and allow nine-plus runs in first outing before tossing 8.0-plus scoreless innings in second. Others were Carl Pavano for the Yankees against Seattle (9 R in 4.0 IP on 5/11/95; SH on 5/17/05); Kevin Brown for Texas against Boston (9 R in 1.2 IP on 7/1/90; SH on 7/6/90); Bill Wegman for Milwaukee against Detroit (9 R in 5.1 IP on 8/28/88; SH on 9/2/88); and Hippo Vaughn for the Cubs against Pittsburgh (9 R in 8.0 IP on 6/26/20; SH on 6/30/20).
- Ended season dropping five consecutive decisions, marking



ABOUT OFFICE | HIGHLIGHTS | PLAYERS | 2016 IN REVIEW | CLUB HISTORY | POSTSEASON HISTORY | PLAYER DEVELOPMENT | 2017 PROSPECTS | ANNUAL INFORMATION

longest losing streak of career.

- Made 17 starts and 15 relief appearances for Yankees in **2014**. According to *Elias*, was first Yankees' pitcher to record nine-or-more starts and nine-or-more relief appearances in three consecutive seasons (2012-14) since Mike Kekich (1969-71).
- On June 19 vs. Toronto, allowed first home run in a home start in nearly two years. Streak spanned nine starts, from September 19, 2012 to June 2, 2014. According to *Elias*, the 50.1 inning-streak was third-longest by innings since Yankee Stadium opened in 2009.
- As a starter, went 5-5 with a 4.28 ERA (96.2/46); allowed four of 12 inherited runners to score and retired 12-of-15 first batters faced in relief.
- Earned his first career save on April 10 vs. Boston, tossing 2.1 perfect innings, with three strikeouts.
- Recorded first career complete game in rain-shortened, 2-1 win vs. Texas on July 23 (5.0 ip, 5 h, 1 er, 0 bb, 3 so).
- Was unbeaten in eight consecutive starts from June 13 to July 23, going 4-0 with 2.96 ERA (48.2/16); marked longest winning streak of career.
- Started on August 3 at Boston, but was removed after 2.0 innings with right elbow inflammation (6 h, 5 er, 2 bb); snapped streak of at least 5.0 innings in 17 consecutive starts from July 4, 2013 to July 28, 2014.
- Was placed on 15-day DL from August 4 to Sept. 11 with right elbow inflammation, missing 34 team games.
- Was ejected by home plate umpire Rob Drake after second pitch of eighth inning in Sept. 16 loss at Tampa Bay; was first career ejection.
- Threw the final pitches of Derek Jeter's last game on Sept. 28 at Boston, recording a perfect ninth inning, with two strikeouts.
- His **2013** season was shortened by stint on DL from July 6-Sept. 14 with right forearm strain; missed 62 team games.
- Appeared in 22 games (12 starts). Went 5-4, 4.93 ERA (65.2/36) as starter, and 1-1, 5.14 (21.0/12) in 10 relief appearances
- Picked off three base runners, tied for fourth-highest total in American League.
- Earned win in 6-4 victory on April 26 vs. Toronto, tossing 4.0 innings in relief (2 h, er, 2 bb, 9 so, hr). Became first Yankees pitcher in Live Ball Era (starter or reliever) to strike out at least nine batters in a game in which he pitched 4.0-or-fewer innings.
- The nine strikeouts marked a career high and were most by a Yankee in relief since Jay Howell on April 6, 1983 at Seattle (4.2 ip, 9 so).
- Left start on May 29 vs. the Mets after just 0.1 inning (4 h, 5 r, 4 er, 2 bb, so). In next start, on June 4 vs. Cleveland, tossed 6.0 scoreless innings (h, 4 bb, 7 so) and earned win.
- At the time, marked longest career outing without allowing a run. Also, according to *Elias*, was first Yankee since Catfish Hunter in 1978 to toss at least 6.0 scoreless innings in a start immediately following a start in which he recorded one out or fewer.
- Had two streaks ended in start on June 15 at the Angels. Gave up home run to Erick Aybar in second inning, snapping a career-long streak of 34.1 innings without a homer. Also, allowed a stolen base to Mike Trout in third inning, snapping a streak of 105.2 innings (starter and reliever combined) in which he did not allow a stolen base, dating back to August 8, 2012.
- Was placed on 15-day DL on July 6 (retroactive to July 5) with a right forearm strain.
- Made two rehab starts with Double-A Trenton but was returned from rehab and transferred to 60-day DL on August 15 after re-aggravating injury. Was reinstated from DL on Sept. 14.
- Made four relief appearances after coming back from DL, combining to allow two earned runs in 4.0 innings (2 hits, 3 bb, 4 so).
- Made first career Opening Day roster in **2012** and combined to go 4-4, 3.34 (99.2/37) in three stints with Yankees (April 6-June 14; June 29-July 4; and July 18-season).
- His 3.34 ERA marked third-lowest ERA among all AL rookie pitchers (min. 95.0 IP), and fourth-lowest in Majors.
- Ranked second among AL rookies in opponents' batting average (.223) and eighth in strikeouts (96).
- As starter, went 2-2, 3.77 ERA (57.1/24) in 11 starts, and 2-2 with a 2.76 ERA (42.1/13) in 22 appearances out of bullpen.
- Opponents scored in first inning in five of his final eight starts after being held scoreless in each of his first three starts; allowed first run of game in eight of 11 starts.
- Held opponents scoreless in 14 of 22 relief outings. In relief, opponents batted just .209 (32x153); retired 15-of-22 first batters faced and stranded nine of 16 inherited runners.
- Made his Major League debut in April 8 loss at Tampa Bay, retiring both batters faced in eighth inning (0.2 ip, so).
- Retired all seven batters faced in relief of Freddy Garcia in April 10 win at Baltimore (2.1 ip, 4 so), including four straight batters on called third strikes. According to *Elias*, became just second Major League pitcher since 2007 to accomplish the feat, joining the Rockies' Jhoulys Chacin (2011).
- Retired each of his first 13 batters faced in the Majors prior to allowing a solo HR to Vernon Wells on April 14 at the Angels.
- According to *Elias*, marked longest streak of consecutive batters retired to begin a Major League career by a Yankees pitcher over last 50 years.
- Allowed just one hit in 5.1 relief innings in April 14 loss at the Angels (h, er, 2 bb, 4 so, hr, wp). According to ESPN Research, was first Yankee to toss at least 5.1 innings in relief and allow just one hit since Steve Shields on June 8, 1988 vs. Boston (5.2 ip).
- Earned first Major League win on May 14 at Baltimore, tossing 1.0 scoreless inning (3 h, so).
- Did not allow a run in nine consecutive relief appearances from July 19-Sept. 23 (12.1 ip, 5 h, 4 bb, 15 so).
- Recorded two pickoffs in his start on Aug. 13 vs. Texas, becoming first Yankees right-handed pitcher to accomplish the feat since Scott Kamieniecki in his Major League debut on June 18, 1991, according to STATS, LLC.
- Allowed a career-high six walks in 4.2 innings on Sept. 1 vs. Baltimore, after walking just one batter over previous 17.2 innings.
- Made postseason debut, going 0-2, 8.10 ERA (3.1/3) in three relief appearances. Took loss in each of first two outings (ALDS Game 4 vs. Baltimore and ALCS Game 1 vs. Detroit), both in extra innings.
- Was 0-1, 2.08 ERA (17.1/4) with 14 strikeouts in seven Spring Training appearances (one start). Was named 2012 James P. Dawson Award winner, given annually to Yankees' most outstanding rookie in Spring Training.

MINOR LEAGUE CAREER HIGHLIGHTS

- Spent time in **2012** at Minor League level, combining to go 2-0 and toss 18.2 scoreless innings (12 h, 5 bb, 23 so) over four starts with Single-A Tampa, Double-A Trenton and Triple-A

Scranton/Wilkes-Barre.

- In **2011**, combined to go 7-7, 2.99 ERA (114.1/38) in 20 starts with Triple-A Scranton/Wilkes-Barre and GCL Yankees.
- Led all Yankees farmhands in ERA.
- Spent majority of season with Scranton/WB, going 6-6 with a 3.19 ERA (107.1/38) in 18 starts. Allowed one earned run or less in 10 of 18 starts.
- Went 4-6, 3.38 (85.1/32) in 14 starts prior to All-Star game; in four starts during second half, was 2-0, 2.45 ERA (22.0/6).
- Made two appearances with GCL Yankees from Aug. 4-19, going 1-1, 0.00 ERA (7.0 ip, 2 r, 0 er).
- Named Yankees' **2010** Minor League Pitcher of the Year, combining to go 10-2 with a 2.50 ERA (158.2 ip, 44 er) in 26 games (25 starts) with Double-A Trenton and Triple-A Scranton/Wilkes-Barre.
- Began season at Trenton and went 6-0, 2.04 (88.1/20).
- At time of promotion to Scranton/WB on July 2, led Eastern League in strikeouts (84) and ranked second in ERA. Was named to EL Midseason All-Star squad, but did not appear due to promotion.
- With Scranton/WB, went 4-2, 3.07 (70.1/24) in 12 games (11 starts).
- Made one postseason start and recorded a no-decision, allowing three earned runs on five hits in 6.0 innings (4 bb, 4 so, hr).
- Combined to go 13-4, 2.38 (151.0/40) in 26 starts with Single-A Charleston and Single-A Tampa in **2009**.
- Ranked third among all Yankees Minor Leaguers in ERA and strikeouts (122).
- Was promoted to Tampa on July 21, going 3-1, 1.17 (38.1/5) in seven starts.
- Allowed one earned run in first inning of first start with Tampa on July 24 and then held opponents scoreless over the next

18.1 innings. Streak was snapped in second inning of fourth start, on Aug. 9.

- Made professional debut in **2008**, going 8-2, 2.72 (72.2/22) in 15 starts with Short Season-A Staten Island.
- Tied for second in New York-Penn League in wins and ranked fourth in ERA, earning a spot on the league's Midseason All-Star roster.
- Tied for fourth among Yankees farmhands in ERA.
- Finished season on six-game winning streak spanning last nine starts.
- Made one postseason start for Staten Island, taking loss after allowing five earned runs in 1.1 innings (5 h, 8 r, 2 bb, so).

PERSONAL/MISCELLANEOUS

- David Edward Phelps...married to Maria...they have two daughters: Adeline (born March 2012) and Eloise Susan (December 2013), and a son, Jackson (April 2015)...attended University of Notre Dame, majoring in political science and computer applications...went 5-5 with a 4.65 ERA in his junior year in 2008, allowing 102 hits and 48 earned runs while leading the team in games started (14), innings pitched (93.0) and strikeouts (75)...was named to 2008 Preseason Watch List for the "Brooks Wallace National Player of the Year" Award, as well as earning preseason First Team All-Big East honors in 2007 and '08...became the second Notre Dame pitcher in school history to strike out at least 100 batters (102) and record an ERA under 2.00 (1.88) in the same season in 2007 (also Aaron Heilman)...attended Hazelwood West High School (MO), where he went 14-4 with a 2.96 ERA in 27 appearances (17 starts), striking out 172 batters in 109.2 ip... was named a top prospect in Missouri among 2005 prep seniors by Baseball America after setting a school record with a 30.0-inning scoreless stretch that season... was a team captain, all-conference and all-metro performer in 2004 and '05.

PHELPS'S PITCHING HISTORY

YEAR	CLUB	W-L	ERA	G	GS	CG	SHO	SV	SVO	IP	H	R	ER	HR	HB	BB	SO	WP	BK
2008	STATEN ISLAND	8-2	2.72	15	15	0	0	0	0	72.2	67	28	22	4	1	18	52	1	1
2009	CHARLESTON	10-3	2.80	19	19	0	0	0	0	112.2	117	48	35	9	4	25	90	5	2
	TAMPA	3-1	1.17	7	7	0	0	0	0	38.1	34	9	5	1	0	6	32	2	0
2010	TRENTON	6-0	2.04	14	14	0	0	0	0	88.1	63	21	20	2	2	23	84	2	3
	SCRANTON/W-B	4-2	3.07	12	11	0	0	0	0	70.1	76	31	24	4	1	13	57	1	1
2011	GCL YANKEES	1-1	0.00	2	2	0	0	0	0	7.0	4	2	0	0	0	1	5	0	0
	SCRANTON/W-B	6-6	3.19	18	18	1	1	0	0	107.1	115	42	38	11	4	26	90	0	0
2012	TAMPA	0-0	0.00	2	2	0	0	0	0	5.1	7	0	0	0	0	1	5	0	0
	TRENTON	1-0	0.00	1	1	0	0	0	0	6.2	1	0	0	0	0	1	11	0	0
	SCRANTON/W-B	1-0	0.00	1	1	0	0	0	0	6.2	4	0	0	0	0	3	7	0	0
	YANKEES	4-4	3.34	33	11	0	0	0	0	99.2	81	38	37	14	6	38	96	2	2
2013	TRENTON	0-0	3.52	2	2	0	0	0	0	7.2	5	3	3	2	0	5	12	0	0
	YANKEES	6-5	4.98	22	12	0	0	0	1	86.2	88	50	48	8	5	35	79	2	0
2014	YANKEES	5-5	4.38	32	17	1	0	1	1	113.0	115	62	55	13	7	46	92	2	1
2015	MIAMI	4-8	4.50	23	19	0	0	0	0	112.0	119	59	56	11	4	33	77	2	0
2016	MIAMI	7-6	2.28	64	5	0	0	4	10	86.2	61	23	22	6	2	38	114	0	1
MLB TOTALS		40-15	2.53	93	92	1	1	0	0	523.0	493	184	147	33	12	122	445	11	7
MLB TOTALS		26-28	3.94	174	64	1	0	5	12	498.0	464	232	218	52	24	190	458	8	4



PHELPS'S BATTING HISTORY

YEAR	CLUB	AVG.	G	AB	R	H	2B	3B	HR	RBI	SH	SF	HBP	BB	SO	SB	CS	OPB	SLG	E
2016	MIAMI	.182	64	11	0	2	0	0	0	1	2	0	0	0	3	0	0	.182	.182	3
MLB TOTALS		.118	141	51	0	6	0	0	0	1	8	0	1	0	22	0	0	.135	.118	8

POSTSEASON HISTORY

YEAR	CLUB	SERIES	W-L	ERA	G	GS	CGSHO	SVSVO	IP	H	R	ER	HR	HB	BB	SO	WP	BK	
2012	NYG/BAL	ALDS	0-1	6.75	1	0	0	0	0	1.1	2	1	1	0	0	1	0	0	
2012	NYG/DET	ALCS	0-1	9.00	2	0	0	0	0	2.0	5	3	2	0	0	1	1	0	0
TOTALS			0-2	8.10	3	0	0	0	0	3.1	7	4	3	0	0	1	2	0	0

CAREER TRANSACTIONS

2014: Acquired by Miami with INF Martin Prado from New York-AL in exchange for RHP Nathan Eovaldi, INF Garrett Jones and RHP Domingo German on December 19

2008: Selected by New York-AL in 14th round of First-Year Player Draft



- Courtesy Denis Bancroft 2016



14

MARTÍN PRADO

INFIELD HT 6'0" WT 215 | BATS RIGHT THROWS RIGHT

MLB SERVICE 9 YEARS, 105 DAYS | MLB DEBUT APRIL 23, 2006 AT WASHINGTON (W/ATL) | BIRTHPLACE MARACAY, VEN
 BORN OCTOBER 27, 1983 | OPENING DAY AGE 33 | CONTRACT STATUS SIGNED THROUGH 2019
 ACQUIRED IN FIVE-PLAYER TRADE FROM NEW YORK-AL ON DECEMBER 19, 2014

2016 SUMMARY

- Led National League (third in MLB) in average with runners in scoring position (.368); was sixth-highest mark in Club history.
- Ranked fourth in MLB (third in NL) with .340 average on road; was sixth-highest mark in Club history.
- Led Majors in average vs. left-handed pitchers (.424); was highest mark in Club history, besting .399 by Hanley Ramirez in 2007.
- His .305 average overall ranked 11th in NL, 19th in MLB.
- Finished second on Club with 49 multi-hit games, behind Christian Yelich (50).
- His 18 games with three-plus hits ranked fourth in NL, behind Jean Segura (24), Charlie Blackmon (20), and DJ LeMahieu (20).
- Had three consecutive three-hit games from April 27-29, tied for second-longest streak in Club history (19th time), one shy of record held by Cody Ross in 2008. - *STATS LLC*

MAJOR LEAGUE CAREER HIGHLIGHTS

- In 2015, ranked third among National League third basemen with a .289 (134x463) batting average (.288/144x500 overall).
- Led MLB third basemen in fielding percentage (.976); his seven errors were tied with Yunel Escobar for fewest among qualifying MLB third basemen.
- Hit .338 (47x139) in third spot in lineup, good for third in MLB.
- Hit .353 (42x119) over his last 32 games, with six doubles, a triple, four home runs, and 25 RBI.
- Had three walk-off RBI, tied for second in Club history for a single season.
- Recorded seventh career walk-off hit on September 4 vs. the Mets and his eighth career walk-off RBI on September 6, again vs. the Mets.
- Was first MLB player with two walk-off RBI in a three-game series since Jose Lobaton for Rays on August 16 & 18, 2013 vs. Toronto.
- Was just second Marlins' player to accomplish the feat in a three-game set, joining Dave Berg (Aug. 9 & 10, 1999 vs. San Francisco), according to *Elías* and *STATS LLC*.
- Also, Prado saw 12 pitches before hitting walk-off sac fly in the win on Sept. 6, including six straight foul balls prior to the RBI. According to *STATS LLC*, it was the most pitches seen in a plate appearance that resulted in a walk-off RBI since Jose Lopez had a walk-off single on the 14th pitch on May 1, 2009 for Seattle vs. Oakland.
- Set new career-high with five hits on September 4 vs. the Mets.

CAREER BESTS

HITS	5 — 9/4/15 vs. NYM
RUNS	4 — 8/17/13 at PIT
HOME RUNS	2 (2x) — LAST, 7/7/10 at PHI
RBI	5 (3x) — LAST, 7/26/14 at PHI
SB	2 (4x) — LAST, 8/28/12 at SD
HITTING STREAK	14 — 10/1/09 to 4/16/10
GRAND SLAMS	2 — LAST, 5/12/11 vs. WSH
CAREER PINCH-HIT HR	2 — LAST, 9/11/14 vs. TB
CAREER GAME-ENDING HR	—

MLB DISABLED LIST HISTORY

2015	RIGHT SHOULDER SPRAIN (JUNE 15-JULY 17)
2014	APPENDECTOMY (SEPTEMBER 16-SEASON)
2011	STAPH INFECTION, RIGHT CALF (JUNE 8-JULY 15)
2010	FRACTURED RIGHT FINGER (JULY 31-AUGUST 17)
2008	STRAINED LEFT THUMB (MAY 5-JULY 3)

HONORS AND AWARDS

2013 ...	NATIONAL LEAGUE PLAYER OF THE MONTH (AUGUST)
2011	NL PLAYER OF THE WEEK (MAY 9-15)
2010	NL ALL-STAR
	NL PLAYER OF THE WEEK (MAY 10-16)
2009	NL PLAYER OF THE WEEK (JUNE 29-JULY 5)
2007	INTERNATIONAL LEAGUE POSTSEASON ALL-STAR
2004	SOUTH ATLANTIC LEAGUE MIDSEASON AND POSTSEASON ALL-STAR

- Returned from rehab and reinstated from 15-day DL on July 17 (sprained right shoulder); appeared in three rehab games with Single-A Jupiter, going 3x10 (.300).
- Reached base safely in 18 straight games from April 19 to May 9; posted .333 (25x75) average with 11 runs scored, five doubles, a home run, and 12 RBI over that span.
- Had season-long 11-game hitting streak from May 29 to June 9, his 13th career hitting streak of 10+ games.
- Posted .326 (15x46) average over streak, with three doubles, a triple, and three RBI.
- Recorded 450th career RBI with solo home run on June 12 vs. Colorado.



- On May 23 vs. Baltimore, recorded sixth career walk-off hit and RBI, first since August 22, 2014 for the Yankees vs. the White Sox.
- Recorded 1,000th career hit with a solo homer off Kenley Jansen on June 14, **2014** at Los Angeles-NL.
- Tied career high with five RBI on July 26 at Philadelphia, going 3x4 with a double and home run.
- Spent most of season with Arizona, batting .270 (109x403) in 106 games prior to July 31 trade to the Yankees.
- After trade, hit .316 (42x133) in 37 games before appendectomy ended season on September 16. Had 18 runs scored and 16 RBI in that time, making 16 starts at second base, eight at third base, seven in right field and three in left field.
- Hit seven home runs in 37 games with Yankees after hitting just five in 106 games with Arizona.
- Batted .339 (21x62) with 10 runs, seven doubles, four home runs and 12 RBI in 17 games at Yankee Stadium.
- Collected his first hit as a Yankee with a fifth-inning single in August 2 win at Boston, snapping a career-high 0x19 stretch.
- Hit two-run homer and a ninth-inning walk-off single in August 22 win vs. Chicago-AL, going 2x5 with three RBI was fifth career walk-off hit.
- Missed five games (Sept. 3-5 & 9-10) with a left hamstring strain.
- Hit pinch-hit, two-run homer in eighth inning in Sept. 11 win vs. Tampa Bay and remained in the game at third base; was second career pinch-hit home run.
- In **2013**, was one of 10 National League players with at least 30 games played in both infield and outfield; appeared in 113 games at third base, 32 at second base, 30 in left field and one at shortstop.
- Was named NL Player of the Month for August, batting .374 (43x115) with 19 runs, 10 doubles, 4 home runs and 30 RBI in 26 games; marked his most hits and RBI ever in a calendar month.
- Collected four straight multi-RBI games from August 23-27, including three straight three RBI contests from August 24-27.
- Prior to season, played for Venezuela in World Baseball Classic, batting .455 (4-for-11) with two RBI.
- Established career highs in **2012** with Atlanta in games played (156), hits (186), doubles (42) and stolen bases (17).
- Led NL with 60 multi-hit games, ranked fourth in hits and fifth in doubles.
- Became 10th player in Braves history (13th time) with at least 60 multi-hit games in a season, first since Terry Pendleton in 1992 (63).
- Hit .323 (70x217) with 27 extra-base hits (22 doubles, three triples and two home runs) vs. left-handed pitchers; led the Majors in doubles vs. lefties, and tied for fourth in extra-base hits.
- Started at four different positions over four consecutive games from August 23-26 (LF, SS, 3B and 2B), becoming first Brave to start at four different positions over a four-game stretch since Jerry Royster in 1984.
- Made postseason debut, going 1x5 in Wild Card loss vs. St. Louis.
- In **2011**, collected three hitting streaks of at least 10 games (April 26-May 6; May 8-18; and Sept. 12-23).
- Named NL Player of the Week for May 9-15, batting .462 (12x26) over that span.
- Was placed on 15-day DL from June 8-July 15 with staph infection in right calf; played in five rehab games with Triple-A Gwinnett and Double-A Mississippi.
- Recorded fourth career walk-off hit (single) on Sept. 4 vs. Los Angeles-NL.
- In **2010**, finished ninth in NL Most Valuable Player balloting.
- Named to first career All-Star Game (Los Angeles-AL) and started at 2B in place of the injured Chase Utley.
- Named NL Player of the Week from May 10-16, batting .367 (11x30) over that stretch.
- Recorded 100th hit of season on June 19 vs. Kansas City, reaching mark in his 68th game of season; second-fastest player in Braves history to reach 100 hits, behind Ralph Garr (62 in 1974).
- Placed on 15-day DL from July 31-August 17 with fractured right finger.
- Suffered torn external oblique muscle on Sept. 27 vs. Florida and missed final five games of season.
- In **2009**, named NL Player of the Week for June 29-July 5, batting .577 (15-for-26) over the stretch.
- Following the season, played for Aragua in Venezuelan Winter League.
- Missed nearly two months in **2008** on disabled list with a strained left thumb, from May 5-July 3.
- Hit first career pinch-hit home run on July 20 vs. Washington.
- Hit .288 (17x59) in 28 games with Braves in **2007**, but spent most of season with Triple-A Richmond.
- In **2006**, made Major League debut on April 23 at Washington and collected first hit with a triple off Gary Majewski.
- Hit first home run on Sept. 14 vs. Philadelphia (Jamie Moyer).

MINOR LEAGUE CAREER HIGHLIGHTS

- Spent most of **2007** season with Triple-A Richmond, batting .316 (125x395) with 23 doubles, four home runs and 41 RBI in 103 games.
- Named to International League postseason All-Star team after ranking second in the league in batting average.
- Spent a majority of **2006** season in the minors, combining to bat .281 (117x417) with 18 doubles, three home runs and 38 RBI in 103 games with Double-A Mississippi and Triple-A Richmond.
- Missed two weeks on DL from June 5-18 with a strained left hamstring.
- In **2005**, combined to hit .298 (131x440) with 20 doubles, five home runs and 45 RBI in 114 games with Single-A Myrtle Beach and Double-A Mississippi.
- In **2004** with Single-A Rome, named to South Atlantic League Midseason & Postseason All-Star teams.
- Placed on DL from April 30-May 18 with a sprained left wrist.
- Made professional debut in 2001 with DSL Braves and hit .299 (56x187) with 21 RBI in 61 games.

PERSONAL/MISCELLANEOUS

- Martin (mar-TEEN) M. Prado.



PRADO'S BATTING HISTORY

YEAR	CLUB	AVG.	G	AB	R	H	2B	3B	HR	RBI	SH	SF	HBP	BB	SO	SB	CS	OPB	SLG	E
2001	DSL BRAVES	.299	61	187	25	56	4	2	0	21	4	3	4	25	33	19	6	.388	.342	-
2002	DSL BRAVES	.320	59	222	35	71	18	3	1	26	1	2	3	17	16	13	5	.373	.441	-
2003	GCL BRAVES	.286	59	220	28	63	2	6	0	23	5	1	1	24	30	9	9	.358	.350	3
2004	ROME	.315	107	429	68	135	25	6	3	38	4	1	3	30	47	14	10	.363	.422	9
2005	MYRTLE BEACH	.306	75	297	44	91	13	3	4	34	0	5	0	24	48	9	6	.353	.411	9
	MISSISSIPPI	.280	39	143	17	40	7	1	1	11	1	1	0	17	17	3	3	.354	.364	2
2006	MISSISSIPPI	.278	43	176	17	49	6	2	1	15	0	1	0	14	35	2	2	.330	.352	9
	RICHMOND	.282	60	241	30	68	12	1	2	23	2	2	0	12	28	2	2	.314	.365	4
	ATLANTA	.262	24	42	3	11	1	1	1	9	2	0	0	5	7	0	0	.340	.405	2
2007	RICHMOND	.316	103	395	61	125	23	3	4	41	7	3	4	34	41	5	4	.374	.420	3
	ATLANTA	.288	28	59	5	17	3	0	0	2	0	0	0	3	6	0	0	.323	.339	3
2008	MISSISSIPPI	.263	5	19	2	5	2	0	0	3	0	0	0	3	2	0	0	.364	.368	0
	ATLANTA	.320	78	228	36	73	18	4	2	33	2	2	1	21	29	3	1	.377	.461	6
2009	ATLANTA	.307	128	456	64	138	38	0	11	49	11	4	2	36	59	1	3	.358	.464	7
2010	GWINNETT	.250	1	4	0	1	0	0	0	0	0	0	0	0	0	0	0	.250	.250	0
	ATLANTA	.307	140	599	100	184	40	3	15	66	3	6	3	40	86	5	3	.350	.459	11
2011	GWINNETT	.176	6	17	2	3	0	0	0	1	0	0	0	3	5	0	0	.300	.176	0
	MISSISSIPPI	.222	2	9	2	2	0	0	0	2	0	0	0	1	1	0	0	.300	.222	1
	ATLANTA	.260	129	551	66	143	26	2	13	57	1	3	1	34	52	4	8	.302	.385	8
2012	ATLANTA	.301	156	617	81	186	42	6	10	70	4	9	2	58	69	17	4	.359	.438	4
2013	ARIZONA	.282	155	609	70	172	36	2	14	82	0	6	2	47	53	3	5	.333	.417	10
2014	ARIZONA	.270	106	403	44	109	17	4	5	42	0	4	6	23	57	2	1	.317	.370	14
	YANKEES	.316	37	133	18	42	9	0	7	16	0	0	1	3	23	1	0	.336	.541	2
2015	JUPITER	.300	3	10	1	3	0	0	0	0	0	0	0	0	1	0	0	.300	.300	0
	MIAMI	.288	129	500	52	144	22	2	9	63	1	8	5	37	68	1	0	.338	.394	7
2016	MIAMI	.305	153	600	70	183	37	3	8	75	0	5	4	49	69	2	2	.359	.417	9
	MILB TOTALS	.298	503	1960	272	585	90	22	15	191	19	14	8	162	255	44	36	.352	.390	65
	MLB TOTALS	.293	1263	4791	609	1402	289	27	95	564	24	47	27	356	578	39	27	.342	.424	83

POSTSEASON HISTORY

YEAR	CLUB	SERIES	AVG.	G	AB	R	H	2B	3B	HR	RBI	SH	SF	HBP	BB	SO	SB	CS	OPB	SLG	E
2012	ATL/STL	NLWC	.200	1	5	0	1	0	0	0	0	0	0	0	0	1	0	0	.200	.200	0

ALL-STAR HISTORY

YEAR	CLUB/TM, SITE	AVG.	G	AB	R	H	2B	3B	HR	RBI	SH	SF	HBP	BB	SO	SB	CS	OPB	SLG	E
2010	NL/ATL, LAA	.000	1	3	0	0	0	0	0	0	0	0	0	0	0	0	0	.000	.000	0

WORLD BASEBALL CLASSIC HISTORY

YEAR	CLUB/TM, SITE	AVG.	G	AB	R	H	2B	3B	HR	RBI	SH	SF	HBP	BB	SO	SB	CS	OPB	SLG	E
2013	VENEZUELA	.455	3	11	2	5	3	0	0	2	0	0	0	2	0	0	0	.538	.727	1

CAREER TRANSACTIONS

2014: Acquired by Miami with RHP David Phelps from New York-AL in exchange for RHP Nathan Eovaldi, INF Garrett Jones and RHP Domingo German on December 19
Acquired by New York-AL from Arizona in exchange for INF Pete O'Brien and cash considerations on July 31

2013: Acquired by Arizona with RHP Randall Delgado, INF Nick Ahmed, RHP Zeke Spruill and INF Brandon Drury from Atlanta in exchange for OF Justin Upton and INF Chris Johnson on January 24

2001: Signed by Atlanta as non-drafted free agent on February 13; signed by Braves' scouts Rolando Petit and Julian Perez



44 AJ RAMOS

PITCHER HT 5'10" WT 198 | BATS RIGHT THROWS RIGHT

MLB SERVICE 4 YEARS, 30 DAYS | MLB DEBUT SEPTEMBER 4, 2012 VS. MILWAUKEE | BIRTHPLACE LUBBOCK, TX
 BORN SEPTEMBER 20, 1986 | OPENING DAY AGE 30 | CONTRACT STATUS SIGNED THROUGH 2017
 ACQUIRED SELECTED IN 21ST ROUND OF 2009 FIRST-YEAR PLAYER DRAFT

2016 SUMMARY

- Earned first career All-Star nod and established career high with 40 saves in 43 chances.
- Ranked sixth in the Majors in saves.
- Became fifth Marlins' closer to record 40-plus saves in a season (last, Todd Jones, 40 in 2005).
- In 34 home games, was 1-1 with a 1.67 ERA (32.1 ip/6 er); home ERA ranked fourth among NL relievers (min. 20 games).
- From April 24 to May 4, and again from July 5-19, tied Club record by recording seven saves in a span of 10 team games.
- Steve Cishek (7/20/14 - 7/29/14) and Antonio Alfonseca (6/30/00 - 7/13/00) were only other Marlins' pitchers to accomplish feat prior to 2016.
- Set Club record by converting 24 consecutive save chances to open season; first blown save was July 1 at Atlanta.
- First blown save snapped streak of 33 consecutive saves dating back to September 8, 2015 vs. Milwaukee, tied with Steve Cishek (June 8, 2013-April 22, 2014) for longest run in Club history.
- Placed on 15-day disabled list on August 6 with a fractured right middle finger.
- Recalled from rehab and reinstated from on Aug. 21.
- Was 0-3, 2.29 (19.2/5) with eight saves (nine chances) in 20 games after returning from DL, with 16 scoreless outings.

MAJOR LEAGUE CAREER HIGHLIGHTS

- In **2015**, established career highs with 71 appearances and 87 strikeouts.
- Ranked ninth among National League relievers in saves and 14th in save percentage (84.2; 32-for-38). Additionally, was tied for fourth in strikeouts, ranked sixth in average against (.184), and 14th in ERA (2.30).
- Took over closer role on May 13 at Dodgers, securing first career save. From that date went 32-for-36 in save opportunities. Was 0-for-2 prior to becoming closer.
- Over first 27 appearances of season, allowed just three runs in 28.1 innings (0.95 ERA), going 7-for-9 in save opportunities. In last 44 appearances, went 2-4 with 25 saves (29 opportunities) and 3.21 ERA (42.0/15).
- Took loss on June 9 at Toronto, allowing two runs on two hits and a walk in just 0.1 inning. That ended a Club-record streak of 119 appearances between losses; previous loss was on July 29, 2013 vs. Mets.
- From June 12-July 12, had season-long 12.0 inning scoreless streak. Allowed just three hits and two walks over streak, while striking out 13; went 7-for-7 in save chances.
- On Aug. 22 vs. Philadelphia, gave up two home runs for first time in career. Had allowed just 11 home runs in 201 games prior to that date.

CAREER BESTS

INNINGS PITCHED 2.1 — 6/8/13 at NYM
 STRIKEOUTS 4 (3x) — LAST, 4/26/15 vs. WSH
 SCORELESS IP 19.2 — 9/6/15 to 4/26/16
 WIN STREAK 7 — 4/3/14 to 9/26/14
 LOSS STREAK 4 — 8/3/16 to SEASON

MLB DISABLED LIST HISTORY

2016 FRACTURED RIGHT MIDDLE FINGER (AUGUST 6-21)
 2014 RIGHT SHOULDER INFLAMMATION (JUNE 28-JULY 18)

HONORS AND AWARDS

2016 NATIONAL LEAGUE ALL-STAR
 2012 SOUTHERN LEAGUE MIDSEASON ALL-STAR
 2011 FLORIDA STATE LEAGUE MIDSEASON ALL-STAR

- Recorded four saves in four-game span (Sept. 8-12), becoming the sixth pitcher (eighth time) in Club history to accomplish the feat, the first since Kevin Gregg (July 9-12, 2008).
- Became first closer in Marlins' history to save both games of doubleheader on October 3 against Phillies at Citizens Bank Park.
- Registered opponent average of .164 (36x220) in **2014**, ranking fourth among relievers in National League (ninth in MLB).
- It was second-lowest opponent average by a reliever in Club history, behind Armando Benitez (.152 in 2004).
- Road ERA was 1.56 (34.2 ip/6 er), which ranked third among NL relievers and seventh in MLB (min. 35 games).
- That was also second-best mark by a reliever in Club history, behind Kiko Calero (1.47 in 2009).
- Tossed 13.1 consecutive scoreless frames from June 10 at Texas through July 26 at Houston; went 1-0 over 12 appearances during streak, with 12 strikeouts and .098 (4x41) average against. Streak was snapped on July 30 vs. Washington (1.0 ip, h, r, er, bb).
- 56 of 68 appearances were scoreless, and allowed just seven of 30 inherited runners to score. Ranked 16th in NL in percentage of inherited runners scored (23.3).
- Earned fourth win of season on June 15 vs. Pittsburgh, setting new career high for a season.



- Finished season with seven wins, tied with Kevin Gregg (2008) and Jay Powell (1997) for fourth place in Club history by a reliever.
- Was first NL reliever to finish season 7-0 or better since Micah Owings (8-0) in 2011.
- Had first career stint on 15-day disabled list from July 1 (retro to June 28) to July 18 due to right shoulder inflammation.
- Went 3-0, 2.03 (26.2/6) in 29 games following return from DL.
- From June 1 to end of season, posted 1.55 ERA (40.2/7) with 4-0 record in 42 games; ERA ranked seventh among NL relievers (15th in MLB) over that span (min. 35 games).
- Made 100th career appearance on May 20 vs. Philadelphia.
- Led National League rookie relievers in 2013 in innings pitched and walks, while ranking second in strikeouts and fifth in appearances and average against (.201).
- Innings pitched and strikeout totals ranked fifth among NL relievers.
- Threw 1,370 pitches for season, second-most among NL relievers, behind Josh Collmenter (1,555).
- Had third-most strikeouts in a season by a reliever in Club history, behind Robb Nen (92 in 1996) and Kevin Gregg (87 in 2007), and ranked 10th in innings pitched.
- Held right-handed hitters to .185 average against to rank fourth among all NL pitchers (min. 150 at-bats); did not surrender a home run to a right-handed batter (177 batters faced).
- Earned first career win on June 21 at San Francisco with 1.0 scoreless inning of relief. Recorded second win of season in next appearance, June 25 vs. Minnesota, allowing one hit in 2.0 innings.
- Tallied four strikeouts on April 20 at Cincinnati to mark a career high. Equaled mark on July 4 at Atlanta.
- Suffered first career loss May 1 against Mets, allowing one run, as well as two inherited runners to score, on one hit (one home run) in 0.1 inning.
- Tossed career-high 2.1 innings on June 8 at Mets.
- From July 13-27, held opponents hitless over seven appearances (7.1 IP).
- In last 17 outings to close out season, held opponents scoreless 16 times. Surrendered three runs without recording an out on September 4 at Cubs.
- Had contract selected from Double-A Jacksonville on September 4, 2012 and made ML debut against Milwaukee that day, striking out all three batters faced. Became the first Marlin in Club history to strike out first three batters faced. - STATS LLC
- Allowed three runs over first three appearances (2.0 IP), but finished by allowing just one over last eight games (7.1 IP).

MINOR LEAGUE CAREER HIGHLIGHTS

- Spent entire 2012 Minor League season with Double-A Jacksonville prior to having contract selected on September 4. Held opponents to a .151 average (36x239) for Suns.
- Was sixth at Double-A level with 21 saves, and his 89 strikeouts were second-most by any Double-A pitcher that did not make at least eight starts.
- Led Southern League relievers in games finished (46), opponents average, and fewest base runners per 9.0 innings. Ranked second with 11.67 SO/9.0 IP.
- Named to 2011 Florida State League Midseason All-Star team for Single-A Jupiter, going 1-1 with 12 saves and a 2.31 ERA (23.1 IP/6 ER) in 23 appearances in first half.
- His 49 appearances led Hammerheads. Also led Club's full-time relievers in strikeouts and saves, and among pitchers with at least 20 appearances, had second-lowest ERA and third-lowest WHIP (1.11).
- Was third in FSL in saves, and fourth in strikeouts among full-time relievers. Also, was third in league in appearances, and had second-fewest walks among top three.
- Went 2-5, 13-of-16 in save chances with a 4.45 ERA (30.1/15) in first half of 2010 with Single-A Greensboro; rebounded with a 1-2, 15-of-19, 2.89 ERA (28.0/9) after break.
- Recorded saves in 10-of-12 chances to close out season.
- Had sixth-most strikeouts among full-time relievers in South Atlantic League, and was fourth overall in appearances.
- Began career with Short-Season A Jamestown in 2009; did not surrender an earned run in 12 of final 13 appearances, and converted final seven save opportunities.

PERSONAL/MISCELLANEOUS

- Alejandro (AJ) Hinojos Ramos (rā-mos), Jr...attended Texas Tech University...led Red Raiders in strikeouts from 2007-2009, with high of 83 in 2007...has sixth-most career strikeouts (241) and innings pitched (254.0) in school history, and second-most games started (tied, 44)...2005 graduate of Estacado High School in Lubbock, Texas...was a four-year letterman for the Matadors...was the 2005 Texas Sports Writers Association Class 4A Player of the Year...2005 Lubbock Avalanche-Journal Co-MVP...District 4-4A MVP...a four-time All-District selection as well as a three-time All-City and All-South Plains honoree...named the Lubbock Avalanche-Journal Pitcher of the Year in 2004...earned All-State honors both his junior and senior seasons...was 15-2 with one save as senior; totaled a 1.16 ERA and held opponents to a .078 batting average...also, struck out 190 batters in 97.0 innings, an average of 14.6 strikeouts per seven innings...tossed nine complete games...originally signed with New Mexico Junior College but signed a letter of intent with Texas Tech late in the spring of 2005.



RAMOS'S PITCHING HISTORY

YEAR	CLUB	W-L	ERA	G	GS	CG	SHO	SV	SVO	IP	H	R	ER	HR	HB	BB	SO	WP	BK
2009	JAMESTOWN	2-2	2.14	25	0	0	0	9	10	33.2	22	9	8	0	3	14	50	6	1
2010	GREENSBORO	3-7	3.70	49	0	0	0	28	35	58.1	40	26	24	3	5	32	78	7	1
2011	JUPITER	1-4	1.78	49	0	0	0	25	28	50.2	37	12	10	2	5	19	71	4	0
2012	JACKSONVILLE	3-3	1.44	55	0	0	0	21	25	68.2	36	14	11	3	0	21	89	4	1
	MIAMI	0-0	3.86	11	0	0	0	0	1	9.1	8	4	4	2	1	4	13	0	0
2013	MIAMI	3-4	3.15	68	0	0	0	0	4	80.0	58	32	28	4	2	43	86	1	0
2014	JACKSONVILLE	0-0	9.00	1	1	0	0	0	0	1.0	2	1	1	0	0	0	1	0	0
	MIAMI	7-0	2.11	68	0	0	0	0	3	64.0	36	16	15	1	3	43	73	7	0
2015	MIAMI	2-4	2.30	71	0	0	0	32	38	70.1	45	18	18	6	3	26	87	2	0
2016	MIAMI	1-4	2.81	67	0	0	0	40	43	64.0	52	21	20	1	4	35	73	6	0
	MILB TOTALS	9-16	2.29	179	1	0	0	83	98	212.1	137	62	54	8	13	86	289	21	3
	MLB TOTALS	13-12	2.66	285	0	0	0	72	89	287.2	199	91	85	14	13	151	332	16	0

ALL-STAR HISTORY

YEAR	CLUB/TM	SITE	W-L	ERA	G	GS	CG	SHO	SV	SVO	IP	H	R	ER	HR	HB	BB	SO	WP	BK
2016	NL/MIA	SD	--- DID NOT PLAY ---																	

CAREER TRANSACTIONS

2009: Selected by Florida in 21st round of First-Year Player Draft; signed by Marlins' scout Dennis Cardoza



- Courtesy Denis Bancroft 2015



11

J.T. REALMUTO

CATCHER HT 6'1" WT 213 | BATS RIGHT THROWS RIGHT

MLB SERVICE 2 YEARS, 38 DAYS | MLB DEBUT JUNE 5, 2014 AT TAMPA BAY | BIRTHPLACE DEL CITY, OK

BORN MARCH 18, 1991 | OPENING DAY AGE 26 | CONTRACT STATUS SIGNED THROUGH 2017

ACQUIRED SELECTED BY MARLINS IN THIRD ROUND OF 2010 FIRST-YEAR PLAYER DRAFT

2016 SUMMARY

- Finished season with 268 hits, 52 doubles, and 21 home runs in first two full seasons as a catcher (excluding stats from his 11 games in 2014). According to *STATS LLC*, was just fifth catcher in MLB history to reach those plateaus in first two full seasons as a catcher, joining Johnny Bench from 1968-69 (311 hits-63 doubles-41 homers), Benito Santiago from 1987-88 (286-55-28), Kenji Johjima from 2006-07 (286-54-32), and Russell Martin from 2006-07 (275-58-29).
- Stole 11th base of season as a catcher on September 24 (12th overall); the 11 set a new Club record for a catcher in a season, breaking tie with Ivan Rodriguez (2003) and Benito Santiago (1993).
- Finished year with 19 steals as catcher for career, a new Club record; set mark with 12th career SB as C on June 23 vs. the Cubs, passing Benito Santiago (11).
- Led National League (second in MLB) in road batting average (.352); was third-highest mark in Club history.
- Hit .303 overall for season, ranking 12th in NL, 21st in MLB.
- Batted .301 as a catcher, ranking fourth in MLB behind Wilson Ramos (.309), Yadier Molina (.308), and Jonathan Lucroy (.306); that set new Club record, surpassing .300 mark by Ivan Rodriguez in 2003.
- On April 24 at San Francisco, tied career high with four hits; would reach that mark three times on the year.
- Recorded 200th career hit on July 1 at Atlanta.
- Had a hit in seven straight at-bats on July 3 & 4, one shy of tying Club record; had a hit in seven straight plate appearances before walk in 8th inning on July 4.
- On May 3 vs. Arizona, was first catcher in Club history to start in leadoff spot. Did so in four games on that homestand, and 23 times overall, batting .330 (32x97) with 19 runs scored, seven doubles, a home run, and seven RBI.
- Had career-best 11-game hitting streak snapped on August 10 vs. San Francisco.
- Had career-long 17-game on-base streak snapped Aug. 18 at Cincinnati.

MAJOR LEAGUE CAREER HIGHLIGHTS

- In 2015, was named team Rookie of the Year by South Florida chapter of the Baseball Writers Association of America, and was named to *Topps* MLB All-Star Rookie Team.
- Was recalled from Triple-A New Orleans on April 13.
- Set the Club single-season records for a rookie catcher in: games (118), average (.260), runs (48), hits (113), doubles (21), triples (7), RBI (47), and stolen bases (8).
- Led all Major League catchers in triples and steals, and ranked sixth in hits.

CAREER BESTS

HITS	4 (4x) — LAST, 7/4/16 at NYM
RUNS	3 (4x) — LAST, 8/26/16 vs. SD
HOME RUNS	2 — 9/8/15 vs. MIL
RBI	6 — 8/12/15 vs. BOS
SB	2 — 7/10/16 vs. CIN
HITTING STREAK	11 — 7/25/16 to 8/8/16
GRAND SLAMS	1 — 8/12/15 vs. BOS
CAREER PINCH-HIT HR	—
CAREER GAME-ENDING HR	—

MLB DISABLED LIST HISTORY

NONE

HONORS AND AWARDS

2015	...SOUTH FLORIDA BBWAA MARLINS' ROOKIE OF THE YEAR
2014	...MARLINS' MINOR LEAGUE PLAYER OF THE YEAR
	SOUTHERN LEAGUE MIDSEASON AND POSTSEASON ALL-STAR
	SL PLAYER OF THE WEEK (APRIL 14-20)
2013	...SL MIDSEASON ALL-STAR
2012	...FLORIDA STATE LEAGUE MIDSEASON ALL-STAR

- Ranked ninth among MLB rookies (sixth in NL) in total hits (114).
- His seven triples as a catcher were the most by a backstop since Darrell Porter had eight in 1979.
- Recorded first career multi-homer game on September 8 vs. Milwaukee, with second home run being inside-the-park; was first catcher with an ITP homer as part of multi-homer game since Gary Carter (May 31, 1980 vs. STL). - *Elias*
- Became third player in Club history with an ITP homer as part of multi-homer game (others, Hanley Ramirez, 2, Sept. 27, 2006 vs. Cincinnati, and Derrek Lee, 2, April 12, 2003 vs. Atlanta).
- Set Club record with five RBI in an inning (6th) on August 12 vs. Boston, and tied Club record for most RBI in a game by a catcher (6; also, Charles Johnson - June 23, 1995 at Cincinnati).
- Hit .345 (29x84) over final 25 games, with five doubles, a triple, three home runs, and nine RBI. His average led all MLB catchers over that span (from August 31, min. 89 pa).



- Had his career-long 10-game hitting streak snapped on Sept. 15 at the Mets; it was tied for longest by any catcher in Club history.
- Set new career high with four hits on June 5 at Colorado.
- Became just 13th catcher (17th time) in Club history to have a four-plus hits in a game; Miguel Olivo is only catcher to have a five-hit game (June 16, 2007 at Kansas City).
- Made MLB debut on June 5, **2014** at Tampa Bay and had first hit (two-run single) in second AB.
- Was hitting behind Justin Bour in lineup that day, who was also making MLB debut. In AB prior to Realmuto's first hit, Bour recorded his first MLB hit with an infield single. They became first position players to record first career hits in back-to-back PA since Joe Inglett & Ryan Garko with Cleveland on July 1, 2006.
- Had three stints with Marlins: June 1-18, July 25-28, and September 13-season.
- In Game 2 of doubleheader on Sept. 26 at Washington, recorded first career XBHs (2b, 3b) and set career highs in hits (3), RBI (4) and runs scored (2).

MINOR LEAGUE CAREER HIGHLIGHTS

- Earned Marlins' Minor League Player of the Year honors in **2014** after leading Double-A Jacksonville with .299 (112x375) regular season batting average. Including postseason play, posted .302 (121x401) mark.
- Regular season batting average ranked eighth in Southern League.
- Led Suns in average and stolen bases (18), and ranked second in hits (112), doubles (25) and total bases (173).
- Batted .346 (9x26) in postseason play as Suns won SL championship; recorded a hit in all seven games, with 10 runs, four doubles and three RBI.
- Was batting just .189 over first 10 games of season with Jacksonville before seven-game hitting streak from April 15-24 raised season average to .333.
- Batted .538 (14x26) during that streak, with three three-hit games, three doubles and eight RBI.
- Recorded season-high four RBI on August 20 vs. Pensacola.
- Had season-long nine-game hitting streak from July 22 to August 3 (.275/11x40, 4 r, 2b, 5 rbi).
- Had season-high four hits on May 26 vs. Montgomery, matching career-high (4x).
- Best month of season was May, when he batted .301 (28x93) in 25 games, with nine doubles, three triples, two homers and 16 RBI.
- Batted .358 (43x120) with runners in scoring position and .365 (19x52) with runners in scoring position with two outs.
- Spent **2013** season with Double-A Jacksonville, where he earned Southern League Midseason All-Star honors.
- Batted .230 (61x265) prior to All-Star break, with 16 doubles, two triples, three home runs and 23 RBI, with 25 walks to 49 strikeouts. Following break, batted .262 (27x103) with five doubles, a triple, two homers and 16 RBI, with 11 walks to 19 strikeouts.
- Best month of season was June, when he batted .293 (24x82) in 24 games, with six doubles, a triple and nine RBI, and posted a .355 on-base percentage.
- Batted .273 (3x11) with bases loaded, with a double, home run and 10 RBI. Grand slam came on July 14 vs. Mobile in an 8-0 win.
- His four RBI in that game set a season high, which he tied on August 18 at Chattanooga.

- Had season-high four hits on April 17 at Pensacola (4x6, 3 r, 2b), and again on July 29 vs. Chattanooga (4x5, 3 r, 2b, hr, 2 rbi).
- Had season-long eight-game hitting streak from July 10-21 (.294/10x34, 3 2b, hr, 7 rbi).
- Ended season on a five-game hitting streak (.333/7x21, 3b, 3 rbi).
- Spent entire **2012** season with Single-A Jupiter, earning Florida State League Midseason All-Star honors. Batted .256 (55x215) prior to FSL All-Star Game, with 30 runs scored, six doubles, four home runs and 24 RBI. Also, walked 22 times and struck out just 28 times, and had 11 steals in 15 attempts with a .331 on-base percentage.
- Best month was June, when he batted .294 (25x85) in 23 games, with 16 runs scored, a double, two home runs, 14 RBI and a .364 on-base percentage.
- Had season-long 10-game hitting streak from June 8-21. Batted .310 (13x42) during streak, with six runs scored and five RBI.
- Recorded 36 multi-hit games, including six three-hit games.
- Following the season, batted .222 (8x36) in 14 games for Phoenix in Arizona Fall League. Had a home run and four RBI, walked seven times to 10 strikeouts, and had a .349 on-base percentage.
- Spent **2011** season with Single-A Greensboro, where he had three hitting streaks of seven-or-more games.
- Season-high streak was nine games, from April 28-May 11. Batted .357 (10x28) during streak, with three doubles and two RBI.
- Also had seven-game streaks from May 25-June 19 and July 26-August 2.
- Had season highs of four hits, two home runs and six RBI on August 23 vs. West Virginia.
- Batted .269 (36x134) with 12 runs scored, seven doubles, two triples, 13 RBI, a .342 on-base percentage and a .351 slugging percentage in 40 games in first half of season. In 56 games during second half, batted .299 (64x214) with 34 runs scored, nine doubles, a triple, 12 home runs, 36 RBI, a .351 on-base percentage and a .519 slugging percentage.
- Made professional debut for Gulf Coast League Marlins on August 16, **2010**. Went 1x3 with a run scored in debut vs. GCL Astros.

PERSONAL/MISCELLANEOUS


- Jacob (J.T.) Tyler Realmuto (reel-mu-toe)...attended Carl Albert High School in Midwest City, Oklahoma...married Alexis (Taylor) prior to 2016 spring training...played baseball, basketball, and football in high school...won two state championships each in baseball and football.

REALMUTO'S BATTING HISTORY

YEAR	CLUB	AVG.	G	AB	R	H	2B	3B	HR	RBI	SH	SF	HBP	BB	SO	SB	CS	OPB	SLG	E
2010	GCL MARLINS	.175	12	40	2	7	0	0	0	4	0	0	0	7	11	0	1	.298	.175	0
2011	GREENSBORO	.287	96	348	46	100	16	3	12	49	1	0	6	26	78	13	6	.347	.454	14
2012	JUPITER	.256	123	446	63	114	16	0	8	46	3	6	7	37	64	13	5	.319	.345	15
2013	JACKSONVILLE	.239	106	368	41	88	21	3	5	39	0	7	5	36	68	9	1	.310	.353	8
2014	JACKSONVILLE	.299	97	375	66	112	25	6	8	62	0	4	3	41	59	18	5	.369	.461	7
	MIAMI	.241	11	29	4	7	1	1	0	9	0	0	0	1	8	0	0	.267	.345	1
2015	NEW ORLEANS	.385	3	13	3	5	0	0	0	0	0	0	0	0	1	1	0	.385	.385	0
	MIAMI	.259	126	441	49	114	21	7	10	47	1	4	2	19	70	8	4	.290	.406	6
2016	MIAMI	.303	137	509	60	154	31	0	11	48	0	3	5	28	100	12	4	.343	.428	10
	MILB TOTALS	.268	437	1590	221	426	78	12	33	200	4	17	21	147	281	54	18	.335	.394	44
	MLB TOTALS	.281	274	979	113	275	53	8	21	104	1	7	7	48	178	20	8	.317	.416	17

CAREER TRANSACTIONS

2010: Selected by Florida in third round of First-Year Player Draft; signed by Marlins' scout Steve Taylor



- Courtesy Denis Bancroft 2016

FRONT OFFICE

FIELD STAFF

PLAYERS

2016 IN REVIEW

CLUB HISTORY

POSTSEASON HISTORY

PLAYER DEVELOPMENT

2017 OPPONENTS

GENERAL INFORMATION



78 JT RIDDLE

INFIELD HT 6'1" WT 188 | BATS LEFT THROWS RIGHT

MLB SERVICE NONE | BIRTHPLACE FRANKFORT, KY

BORN OCTOBER 12, 1991 | OPENING DAY AGE 25 | CONTRACT STATUS SIGNED THROUGH 2017

ACQUIRED SELECTED IN 13TH ROUND OF 2013 FIRST-YEAR PLAYER DRAFT

2016 SUMMARY

- Played primarily for Double-A Jacksonville (101 games) before joining Triple-A New Orleans for final 15 games of season.
- Set career highs in games played (116), hits (123), doubles (20), and walks (34); tied career high in triples (four).
- Batted a combined .276 (123x445), good for third among qualified Marlins' minor leaguers.
- Produced career-best 25-game hitting streak (.370/37x100) from June 23-August 6, longest streak in Southern League in 2016.
- Reached base a season-high five times on July 8 at Biloxi, going 4x4 with a walk, an RBI, and two runs scored.
- Hit a season-high .444 (24x54) in 14 July games, with six doubles, a home run, five RBI, and 12 runs scored.
- Was on seven-day disabled list (left hamstring strain) from July 10-26.
- Named Southern League Postseason All-Star after batting .338 (44x130) with eight doubles, a triple, a home run, 15 RBI, and three stolen bases in 34 second-half games before being promoted August 18 to Triple-A New Orleans.
- Had a 10-game hitting streak (.342/13x38) from August 20-31 and hit safely in 11 of first 12 games with NOLA (.326/15x46).

MINOR LEAGUE CAREER HIGHLIGHTS

- Played at three levels of the Marlins' system in 2015, including Single-A Jupiter (45 games), Double-A Jacksonville (44 games) and Triple-A New Orleans (one game).
- Ranked fifth among all Marlins minor leaguers with a .283 (102x361) batting average in 90 games combined for the season.
- Earned Florida State League Midseason All-Star honors with Jupiter after batting .269 (45x167) with six doubles, a triple, nine RBI, 27 runs scored and six stolen bases in 41 games before the FSL All-Star break.
- Had two DL stints; with Jupiter from May 24-June 20 (right ankle sprain), and with Jacksonville from August 16-September 8 (tooth infection).
- Promoted to Jacksonville on June 27; aside from brief debut at Triple-A New Orleans on August 4, spent rest of season with Suns.
- Had the first multi-homer game of his career on July 31 at Mobile; had two home runs and a career-high five RBI.
- Batted a combined .358 (38x106) when he led off an inning for Jupiter and Jacksonville.
- Following the season, played in 12 games for the Mesa Solar Sox in the Arizona Fall League, batting .217 (10x46) with three doubles, a home run, five RBI, four runs scored and a stolen base.

HONORS AND AWARDS

2016	SOUTHERN LEAGUE POSTSEASON ALL-STAR
2015	FLORIDA STATE LEAGUE MIDSEASON ALL-STAR
2014	SOUTH ATLANTIC LEAGUE PLAYER OF THE WEEK (JULY 28)

- Spent the entire 2014 season with Single-A Greensboro and tied for second on the team in home runs (nine).
- Named the South Atlantic League Player of the Week for July 21-27 after he batted .500 (13x26) with three doubles, two home runs, five RBI and 10 runs scored in six games for the week.
- Compiled a career-high 14-game hitting streak from July 16-31, hitting .381 (24x63) with four doubles, one triple, three home runs, eight RBI and 17 runs scored during that stretch.
- Delivered a career-high five hits (5x7) with four runs scored, two doubles, a home run, and three RBI on June 30 in a 20-2 win at Asheville.
- Was on the 7-day disabled list from April 10-May 10 with a left ankle fracture.
- Made his professional debut with Short-A Batavia in 2013 and led the team with 38 runs scored in 59 games.
- Had multiple hits in nine of 11 games from August 2-16, hitting .432 (19x44) with four doubles, a home run, and eight RBI.
- Batted a season-best .342 (38x111) in 29 games in August, with seven doubles, 11 RBI, and 27 runs scored.

PERSONAL/MISCELLANEOUS

- Joshua Travis Riddle...in three years at the University of Kentucky, batted .283 with 28 doubles, three triples nine home runs, 83 RBI and 16 stolen bases in 168 games...compiled a streak of 358.1 consecutive errorless innings from 2012-13 while making 121 consecutive starts at second base and shortstop...named Kentucky High School Mr. Baseball in 2010 after leading Western Hills (KY) High School to its first district title in 15 years.



RIDDLE'S BATTING HISTORY

YEAR	CLUB	AVG.	G	AB	R	H	2B	3B	HR	RBI	SH	SF	HBP	BB	SO	SB	CS	OPB	SLG	E
2013	BATAVIA	.243	59	222	38	54	10	0	2	18	4	3	5	10	28	6	1	.288	.315	9
2014	GREENSBORO	.280	103	435	65	122	17	4	9	60	6	6	4	26	55	5	1	.323	.400	22
2015	JUPITER	.270	45	185	30	50	6	1	0	9	2	0	0	11	29	7	3	.311	.314	5
	NEW ORLEANS	.667	1	3	2	2	0	0	0	0	0	0	0	2	0	0	0	.800	.667	0
	JACKSONVILLE	.289	44	173	26	50	6	1	5	20	3	3	2	8	24	0	0	.323	.422	10
2016	JACKSONVILLE	.278	101	389	49	108	18	4	3	51	4	3	0	33	72	5	1	.332	.368	7
	NEW ORLEANS	.268	15	56	4	15	2	0	1	2	0	0	0	1	9	1	0	.281	.357	1
MILB TOTALS		.274	368	1463	214	401	59	10	20	160	19	15	11	91	217	24	6	.318	.369	54

CAREER TRANSACTIONS

- 2013:** Selected by Miami in 13th round of First-Year Player Draft; signed by Marlins' scout Matt Gaski
- 2010:** Selected by Boston in 35th round of First-Year Player Draft; did not sign

MARLINS NOTES

MARLINS BORN IN FLORIDA

PLAYER	CITY OF BIRTH	PLAYER	CITY OF BIRTH
JUAN ALVAREZ	CORAL GABLES	DAVE MAGADAN	TAMPA
ROBERT ANDINO	MIAMI	MARTY MALLOY	GAINESVILLE
CRIS CARPENTER	ST. AUGUSTINE	MATT MANTEI	TAMPA
ANDRE DAWSON	MIAMI	NICK MASSET	ST. PETERSBURG
MATT DUNBAR	TALLAHASSEE	JEFF MATHIS	MARIANNA
SAM DYSON	TAMPA	KEVIN MATTISON	FT. LAUDERDALE
BRIAN ELLINGTON	GAINESVILLE	TERRY MCGRIFF	FORT PIERCE
CARL EVERETT	TAMPA	ANDREW MILLER	GAINESVILLE
JORGE FABREGAS	MIAMI	MICHAEL MORSE	FT. LAUDERDALE
ALEX FERNANDEZ	MIAMI BEACH	ROB MURPHY	MIAMI
JEFF FULCHINO	TITUSVILLE	JUSTIN NICOLINO	ORLANDO
LUIS GONZALEZ	TAMPA	HENRY OWENS	MIAMI
DEE GORDON	WINDERMERE	MIKE RABELO	NEW PORT RICHEY
NICK GREEN	PENSACOLA	TIM RAINES, SR.	SANFORD
LENNY HARRIS	MIAMI	CHRIS RESOP	NAPLES
JAMES HOUSER	SARASOTA	JOHN RIEDLING	FORT LAUDERDALE
BILL HURST	MIAMI BEACH	JARROD SALTALAMACCHIA	WEST PALM BEACH
RYAN JACKSON	ORLANDO	GABY SANCHEZ	MIAMI
CHARLES JOHNSON	FORT PIERCE	GARY SHEFFIELD	TAMPA
HUNTER JONES	PALM BEACH GARDENS	ELIJAH VILLANUEVA	MIAMI
RYAN JORGENSEN	JACKSONVILLE	CHRIS VOLSTAD	PALM BEACH GARDENS
JOHN KORONKA	CLEARWATER	DOUG WAECHTER	ST. PETERSBURG
CASEY KOTCHMAN	ST. PETERSBURG	RYAN WEBB	CLEARWATER





19 MIGUEL ROJAS

INFIELD HT 5'11" WT 188 | BATS RIGHT THROWS RIGHT

MLB SERVICE 2 YEARS 43 DAYS | MLB DEBUT JUNE 6, 2014 AT COLORADO (W/LAD) | BIRTHPLACE LOS TEQUES, VENEZUELA
 BORN FEBRUARY 24, 1989 | OPENING DAY AGE 28 | CONTRACT STATUS SIGNED THROUGH 2017
 ACQUIRED IN SEVEN-PLAYER TRADE WITH LOS ANGELES-NL ON DECEMBER 10, 2014

2016 SUMMARY

- Had two hits on August 20 at Pittsburgh, giving him 42 for season, a new career high (previously 40 in 2015). Finished season with 48.
- Had first career stolen base on June 23 vs. Cubs.
- On June 26 vs. Cubs, became just seventh player in Club history to go 2x2 with 2 runs scored coming off the bench; first since Gaby Sanchez (4/16/10).
- Had a hit in 15 of last 22 games started (.293/22x75), with seven doubles, a home run, and four RBI.
- Batted .262 (37x141) in 44 starts overall, with 10 doubles, a home run, and 13 RBI.
- Made first of 41 career appearances at 1B on April 5 vs. Detroit, and first of three starts there on July 24 vs. the Mets.
- Made no errors in 104.1 innings at first base, none in 170.2 innings at second base, and none in 43.0 innings at third base; made 4 errors in 208.2 innings at shortstop.

MAJOR LEAGUE CAREER HIGHLIGHTS

- Began **2015** season with Triple-A New Orleans; was recalled on June 26 and spent remainder of season with Miami.
- Appeared in 60 games after recall, making Marlins' debut on June 27 vs. Dodgers.
- Recorded career bests in hits (40), doubles (7), RBI (17), and average (.282).
- Hit .354 (23x65) over last 20 games, with three doubles, a home run, and nine RBI.
- Average over that stretch (Sept. 11-end of season) led Major League shortstops.
- In 24 games off the bench, batted .273 (6x22), with two doubles and four RBI.
- Had three-run pinch-hit double on August 5 vs. the Mets; first such hit by a Marlins' player since Brett Carroll on September 2, 2009 vs. Atlanta. Also tied his career single-game high with three RBI.
- Tied career-high with three hits on July 2 vs. San Francisco and Sept. 25 vs. Atlanta (also, Aug. 10, 2014 at Milwaukee).
- Appeared in 18 games for Tiburones de La Guaira in Venezuelan Winter League following the season, batting .177 (11x62) with seven runs scored and five RBI.
- Had contract selected by Dodgers on June 6, **2014** and made Major League debut that night at Colorado as a defensive replacement at shortstop in the eighth inning.
- Made first career start on June 8 at Colorado as third baseman.
- Flied out in first career at-bat in second inning. Had first career hit (single) and RBI in top of sixth inning; drove in last run of four-run rally that gave Dodgers 6-1 lead in a game that was called due to rain before bottom of sixth.

CAREER BESTS

HITS	3 (5x) — LAST, 8/19/16 at PIT
RUNS	2 (5x) — LAST, 8/19/16 at PIT
HOME RUNS	1 (3x) — 8/19/16 at PIT
RBI	3 (2x) — 8/5/15 vs. NYM
SB	1 (2x) — LAST, 7/5/16 at NYM
HITTING STREAK	8 — 9/15/15 to 9/23/15
GRAND SLAMS	—
CAREER PINCH-HIT HR	—
CAREER GAME-ENDING HR	—

MLB DISABLED LIST HISTORY

NONE

HONORS AND AWARDS

2015	MARLINS' MINOR LEAGUE PLAYER OF THE MONTH (MAY)
2013	DODGER PRIDE AWARD DOUBLE-A CHATTANOOGA (JULY)

- Dodgers were 59-26 (.694) when Rojas appeared in a game.
- Had first career multi-hit game on June 17 vs. Colorado (2x3), and recorded first multi-RBI game next night, also vs. Rockies; knocked in three runs in that outing, marking a season high.
- Hit first career home run on July 9 at Detroit (Max Scherzer).
- Played for Tiburones de La Guaira in the VWL following the season, batting .234 (26x111) in 35 games.

MINOR LEAGUE CAREER HIGHLIGHTS

- Opened **2015** season with Triple-A New Orleans and batted .301 (75x249) in 65 games through June 26 before being recalled to Marlins for remainder of season.
- Led NOLA in hits at time of recall on June 26; spent remainder of season with Marlins.
- Hit .328 (20x61) in April, followed by .347 (34x98) mark in May that earned him Marlins' Minor League Player of the Month award.
- Opened **2014** with Triple-A Albuquerque and hit .302 (48x159) in 51 games prior to selection to ML roster.
- After batting just .246 (15x61) over 21 games in April, rebounded by batting .336 (33x98) over 30 games in May (27) and June (3), with 21 runs scored, four home runs and nine RBI.



- Was in midst of eight-game hitting streak at time of promotion to the Dodgers, batting .412 (14x34). Scored at least one run in every game during that stretch (12 total), including three on June 2 vs. Salt Lake, and had four home runs and seven RBI.
- Hitting streak included five straight multi-hit games from May 28-June 1, and six overall (all were two-hit games).
- Hit home runs in consecutive games on May 28 & 29 (both at Sacramento) and June 2 & 3 (both vs. Salt Lake), marking first back-to-back games with homers in career.
- In **2011**, led Double-A Chattanooga with 130 games played, tied for career high (also, 2009); 129 of those outings were at shortstop.
- Named Chattanooga's Dodger Pride award winner for July after batting .280 (25x75) with seven runs scored, three doubles and four RBI in 25 games.
- Had four-hit game on July 14, and four consecutive multi-hit games from July 27-30.
- Appeared in 40 games for Tiburones de La Guaira in VWL following the season, batting .241 (21x87).
- Split **2012** between Triple-A Louisville and Double-A Pensacola in Cincinnati system.
- Was transferred between the two Clubs five times during the year.
- Opened campaign with Pensacola and was transferred to Louisville on April 30. Was transferred back to Pensacola on May 10; remained with Blue Wahoos until just May 13 before promotion back to Louisville. Stayed with Bats for more than a month until transfer back to Double-A on June 26. Final promotion back to Louisville came on Sept. 1.
- Following the season, appeared in 32 games for Tiburones de La Guaira in the VWL, batting .224 (19x85) with 10 runs scored.
- Appeared in just 74 games, including six rehab outings, in **2011** due to three trips to DL while assigned to Double-A Carolina.
- First stint on DL was from April 8-17 for a left wrist sprain; second stint was from June 2-24 for a right shoulder strain.
- Longest stretch on DL, for right shoulder tendinitis, came less than a week after second reinstatement, lasting from June 29-August 11, including six-game rehab stint with AZL Reds in which he hit .471 (8x17) with three doubles and six RBI.
- Returned to Mudcats on August 12 and was 0x4, but recorded two RBI; followed that game with a hit in four of next six contests, going 6x21 (.286) with three RBI.
- Played in 38 games for Tiburones de La Guaira in the VWL following the season, batting .298 (31x112) with 10 runs scored, four doubles, a triple, and eight RBI.
- Limited to 82 games, including one rehab game, in **2010** due to stint on DL from June 23-Aug. 17 for a left wrist sprain.
- Opened season with Single-A Lynchburg. Had a hit in six of first eight games, including season-long six-game hitting streak from April 10 (Game 2) to April 19. Hit .500 (11x22) during streak, with six runs scored and an RBI.
- Hit .246 (15x61) in 17 games following return from DL.
- Named best defensive shortstop in Cincinnati system by Baseball America.
- Played in 48 games for Tiburones de La Guaira in the VWL following the season, batting .301 (37x123) with nine RBI.
- Appeared at Single-A for first time in career in **2009** and set career high with 130 games played (tied in 2013).
- With Dayton in Midwest League, was named the league's best defensive shortstop by Baseball America.
- Recorded career-best 10-game hitting streak from May 2-13, batting .371 (13x35) with a home run and four RBI.

- Was part of a stretch from May 2-23 in which he recorded a hit in 18 of 20 games, batting .325 (25x77).
- Had season-high 16 RBI that month, but average fell to .268 (30x112) over final week; the 16 RBI set career high for a single month.
- Put up .385 (37x96) average over 28 games in July, marking highest month average of career (min. 25 games).
- Had five games with three-or-more hits in July, including first career four-hit game on July 18 vs. Beloit.
- Batted .234 (54x231) with 11 extra-base hits (one home run) and 22 RBI prior to All-Star break, and .311 (74x238) with 11 extra-base hits (no home runs) and 27 RBI after break.
- Played in Venezuelan Winter League for first time following the season, batting .284 (27x95) with 14 runs scored, four doubles, and eight RBI in 36 games for Tiburones de La Guaira.
- Made North American debut in **2008** with Billings in rookie-level Pioneer League, recording a hit in six of first eight games (6x30).
- Spent first three professional seasons in Venezuelan Summer League (**2006 & 2007**) and Dominican Summer League (2007).

PERSONAL/MISCELLANEOUS

- Miguel Elias Rojas Naidenoff...married to Mariana Rojas Gamboa; they have a son, Aaron Elias (11/28/15)...despite not watching his first American football game until 2016, won the 2016 Marlins' clubhouse fantasy football league along with co-owners Martin Prado and head athletic trainer Dustin Luepker.

ROJAS'S BATTING HISTORY

YEAR	CLUB	AVG.	G	AB	R	H	2B	3B	HR	RBI	SH	SF	HBP	BB	SO	SB	CS	OPB	SLG	E
2006	VSL REDS	.178	58	157	21	28	3	0	0	8	7	0	8	24	28	9	4	.317	.197	24
2007	VSL RAYS/REDS	.228	30	101	12	23	5	0	2	9	3	1	3	14	11	1	1	.336	.337	6
	DSL REDS	.250	7	16	3	4	1	0	0	0	3	0	0	3	0	1	0	.368	.313	0
2008	BILLINGS	.183	61	208	27	38	8	1	1	21	2	0	4	14	35	3	1	.248	.245	10
2009	DAYTON	.273	130	469	50	128	16	3	3	49	15	4	4	35	44	14	8	.326	.339	13
2010	AZL REDS	.750	1	4	1	3	0	0	0	1	0	0	0	0	0	1	0	.750	.750	0
	LYNCHBURG	.230	74	244	28	56	3	2	1	14	8	0	3	11	38	12	4	.271	.270	16
	CAROLINA	.222	7	27	1	6	0	0	0	4	0	0	0	2	4	1	1	.276	.222	1
2011	AZL REDS	.471	6	17	6	8	3	0	0	6	0	0	2	6	1	4	1	.640	.647	0
	CAROLINA	.259	68	239	26	62	6	0	0	24	7	3	0	16	39	11	7	.302	.285	8
2012	PENSACOLA	.210	58	143	14	30	1	0	0	10	0	0	1	16	17	2	3	.294	.217	4
	LOUISVILLE	.186	44	129	9	24	3	0	1	7	7	1	0	7	16	0	0	.226	.233	2
2013	CHATTANOOGA	.233	130	420	45	98	12	2	5	32	13	2	3	40	49	10	4	.303	.307	16
2014	ALBUQUERQUE	.302	51	159	27	48	9	0	4	13	0	1	3	10	21	7	3	.353	.434	1
	DODGERS	.181	85	149	16	27	3	0	1	9	1	0	2	10	28	0	0	.242	.221	7
2015	NEW ORLEANS	.301	65	249	32	75	15	4	3	23	7	2	4	13	26	2	5	.343	.430	6
	MIAMI	.282	60	142	13	40	7	1	1	17	2	2	0	11	16	0	1	.329	.366	2
2016	MIAMI	.247	123	194	27	48	12	0	1	14	6	2	1	11	27	2	1	.288	.325	4
MILB TOTALS		.244	790	2582	302	631	85	12	20	221	72	14	35	211	329	78	42	.309	.310	107
MLB TOTALS		.237	268	485	56	115	22	1	3	40	9	4	3	32	71	2	2	.286	.305	13

CAREER TRANSACTIONS

- 2014:** Acquired by Miami with INF Dee Gordon and RHP Dan Haren from Los Angeles-NL in exchange for LHP Andrew Heaney, RHP Chris Hatcher, INF Enrique Hernandez and C Austin Barnes on December 10
- 2012:** Signed by Los Angeles-NL as Minor League free agent on November 13

- 2005:** Signed by Cincinnati as non-drafted free agent on November 24; signed by Reds' scouts Luis Baez and Maximo Rombley



- Courtesy Denis Bancroft 2017



NON-ROSTER INVITE

52 MOISÉS SIERRA

OUTFIELD HT 6'0" WT 229 | BATS RIGHT THROWS RIGHT

MLB SERVICE: 1 YEAR, 105 DAYS | MLB DEBUT: JULY 31, 2012 AT SEATTLE (W/TOR) | BIRTHPLACE: SANTO DOMINGO, DOM
 BORN: SEPTEMBER 24, 1988 | OPENING DAY AGE: 28 | CONTRACT STATUS: SIGNED THROUGH 2017
 ACQUIRED: SIGNED AS MINOR LEAGUE FREE AGENT ON DECEMBER 31, 2015

2016 SUMMARY

- Spent entire season with Double-A Jacksonville and garnered Southern League midseason All-Star honors for batting .325 with 31 runs scored, 12 doubles, two triples, eight home runs, and 26 RBI in first half.
- Also walked 25 times against just 33 strikeouts in first half.
- Had a hit in 30-of-32 games from May 6-June 11, batting .358 (43x120) with seven doubles, seven home runs, and 14 RBI.
- During that span, tied career-best Minor League hitting streak (also in 2012) with 13-game run from May 18-June 2; hit .388 (19x49) with four doubles, five home runs, and nine RBI during streak.
- Placed on 7-day disabled list on July 29 (left patellar tendinitis & right rotator cuff strain) and missed remainder of season.

MAJOR LEAGUE CAREER HIGHLIGHTS

- Appeared in 96 games in 2014 between Toronto (13) and Chicago-AL (83).
- Opened season with Toronto on 0x10 skid in first four games.
- Went 2x5 in next two games before going on 0x19 in final seven appearances.
- Designated for assignment on May 1 and claimed by White Sox on May 3.
- Went 4x4 to set career high for hits on May 6 at the Cubs, hit third game with White Sox.
- Would go 34 games before next multi-hit performance (2x3 on June 26 at Toronto).
- Tied career high with four hits on July 31 at Detroit.
- Made 2013 debut with Blue Jays on August 21 at the Yankees.
- Started 0x13 after call-up, but hit .330 (31x94) over 29 games for remainder of season after snapping skid with 3x3 outing on Aug. 27 vs. the Yankees.
- Had 12 doubles in September, tied for third-most in Majors, and had 14 extra-base hits, tied for fourth-most in American League.
- Finished September batting .317 (26x82) with .385 on-base percentage, .524 slugging percentage, and 11 RBI.
- Played winter ball in the Dominican Republic, posting a .331 average with four home runs and 21 RBI in 42 games.
- In 2012, split season between Toronto (49 games) and Triple-A Las Vegas (100).
- Made Major League debut on July 31 at Seattle and collected a single in first at-bat, off of Jason Vargas.
- Started 40 games for Blue Jays: 35 in right field and five as designated hitter.
- Hit first home run on Aug. 13 vs. the White Sox off of Jake Peavy, a solo shot that put Toronto ahead 2-1 in 7th inning of a 3-2, 11-inning win.

CAREER BESTS

HITS	4 (2x) — LAST, 7/31/14 at DET
RUNS	3 — 9/24/12 at BAL
HOME RUNS	1 (9x) — LAST, 6/29/14 at TOR
RBI	3 (2x) — LAST, 9/3/13 at ARI
SB	1 (5x) — LAST, 8/31/14 vs. DET
HITTING STREAK	7 — 7/4/14 to 8/1/14
GRAND SLAMS	—
CAREER PINCH-HIT HR	—
CAREER GAME-ENDING HR	—

MLB DISABLED LIST HISTORY

2014	STRAINED LEFT OBLIQUE (AUGUST 16-31)
------	--------------------------------------

HONORS AND AWARDS

2016	SOUTHERN LEAGUE MIDSEASON ALL-STAR
2012	PACIFIC COAST LEAGUE PLAYER OF THE WEEK (MAY 28-JUNE 3)
2011	EASTERN LEAGUE MIDSEASON ALL-STAR
2009	FLORIDA STATE LEAGUE MIDSEASON ALL-STAR FSL PLAYER OF THE WEEK (JUNE 8-14)

- On Aug. 31 ended game with OF assist from right field, throwing out Elliott Johnson at home to preserve a 2-1 win.

MINOR LEAGUE CAREER HIGHLIGHTS

- Appeared in 100 games for Buffalo in 2013, finishing season with a .261 average with 18 doubles, five triples, 11 home runs, 51 RBI, 57 runs scored, 12 stolen bases and nine outfield assists.
- Set career highs for hits and runs scored with 6x6 outing on April 18 at Syracuse; scored five runs, had a double and a triple, and drove in three runs in a 27-9 victory for Buffalo.
- Played 100 games for Triple-A Las Vegas in 2012, his first season above Double-A.
- Posted .278 average with 17 home runs and 63 RBI, both marks leading the team.
- Set Minor League career high (tied in 2016) with 13-game hitting streak from April 13-28; hit .358 (19x53) during streak.
- Spent 2011 season with Double-A New Hampshire and earned Eastern League midseason All-Star honors after posting 14 doubles, 13 home runs, and 49 RBI in first half.



FRONT OFFICE

FIELD STAFF

PLAYERS

2016 IN REVIEW

CLUB HISTORY

POSTSEASON HISTORY

PLAYER DEVELOPMENT

2017 OPPORTUNITIES

ANNUAL INFORMATION

- Played in the Dominican Winter League, posting a .217 average with one home run and 14 RBI.
- Appeared in just 20 games in **2010** because of two separate stints on disabled list.
- Began season on DL (left shin injury) with Single-A Dunedin and was sent on rehab assignment to GCL Blue Jays until June 25.
- Was reinstated but only played four games before being placed on DL on July 11 with a right wrist injury.
- Opened **2009** season at Single-A Dunedin (110 games) before finishing with Double-A New Hampshire (eight games).
- Named Toronto Organizational Player of the Month for June after batting .384 (33x86) with five doubles, a triple, two home runs, and 19 RBI in 24 games.

- Named Florida State League Player of the Week for June 8-14; hit .423, with five extra-base hits and nine RBI.
- Earned FSL midseason All-Star honors after batting .307 with 14 doubles, three home runs, and 31 RBI.
- Promoted to New Hampshire on Aug. 30 and hit .353 (12x34) with a home run and six RBI in final eight games of season.
- Spent all of **2008** with Single-A Lansing.
- Hit .310 in April with two doubles, two triples, two home runs, and 11 RBI.

PERSONAL/MISCELLANEOUS

- Moisés Sierra.

SIERRA'S BATTING HISTORY

YEAR CLUB	AVG.	G	AB	R	H	2B	3B	HR	RBI	SH	SF	HBP	BB	SO	SB	CS	OPB	SLG	E
2006 DSL BLUE JAYS	.253	69	245	35	62	16	1	4	26	0	1	0	24	50	17	3	.345	.376	7
2007 GCL BLUE JAYS	.203	43	143	17	29	5	1	5	15	1	1	4	5	39	2	2	.248	.357	4
2008 LANSING	.246	130	451	50	111	16	5	9	39	7	3	8	26	114	12	11	.297	.364	10
2009 DUNEDIN	.286	110	405	56	116	24	2	5	56	1	4	15	34	66	10	2	.360	.393	9
NEW HAMPSHIRE	.353	8	34	1	12	1	0	1	6	0	1	0	1	8	0	1	.361	.471	0
2010 GCL BLUE JAYS	.265	10	34	4	9	2	0	1	3	0	0	0	4	8	0	0	.342	.412	2
DUNEDIN	.162	10	37	4	6	1	0	1	5	0	2	0	1	11	0	1	.175	.270	1
2011 NEW HAMPSHIRE	.277	133	495	81	137	19	3	18	67	1	4	12	39	93	16	14	.342	.436	4
2012 LAS VEGAS	.289	100	377	62	109	16	1	17	63	0	2	4	39	86	7	6	.360	.472	4
TORONTO	.224	49	147	14	33	4	0	6	15	0	0	2	8	44	1	0	.274	.374	0
2013 GCL BLUE JAYS	.333	3	6	2	2	1	0	0	3	0	1	2	1	1	1	0	.500	.500	0
BUFFALO	.261	100	379	57	99	18	5	11	51	1	4	12	16	106	12	4	.309	.422	8
TORONTO	.290	35	107	11	31	13	1	1	13	0	1	0	14	29	1	0	.369	.458	2
2014 TORONTO	.059	13	34	2	2	0	0	0	2	0	0	0	1	9	0	0	.086	.059	0
CHARLOTTE	.250	4	16	2	4	0	0	0	0	0	0	0	2	3	2	0	.333	.250	1
WHITE SOX	.276	83	127	20	35	8	2	2	7	0	1	0	7	34	3	1	.311	.417	3
2015 OMAHA	.289	65	235	26	68	8	0	3	28	2	0	2	20	51	13	7	.350	.362	6
2016 JACKSONVILLE	.336	82	268	44	90	16	3	9	37	0	2	7	30	45	6	3	.414	.519	6
MILB TOTALS	.273	867	3125	441	854	143	21	84	399	7	25	77	242	681	98	54	.338	.413	62
MLB TOTALS	.243	180	415	47	101	25	3	9	37	0	2	2	30	116	5	1	.296	.383	5

CAREER TRANSACTIONS

- 2015:** Signed by Miami as Minor League free agent on December 31
- 2014:** Claimed off waivers by Kansas City from Chicago-AL on October 24
Claimed off waivers by Chicago-AL from Toronto on May 3
- 2005:** Signed by Toronto as non-drafted free agent on December 20; signed by Blue Jays' scout Hilario Soriano





27 GIANCARLO STANTON

OUTFIELD HT 6'6" WT 246 | BATS RIGHT THROWS RIGHT

MLB SERVICE 6 YEAR, 118 DAYS | MLB DEBUT JUNE 8, 2010 AT PHILADELPHIA | BIRTHPLACE PANORAMA, CA

BORN NOVEMBER 8, 1989 | OPENING DAY AGE 27 | CONTRACT STATUS SIGNED THROUGH 2027

ACQUIRED SELECTED IN SECOND ROUND OF 2007 FIRST-YEAR PLAYER DRAFT

2016 SUMMARY

- Hit 200th career home run on July 6 at the Mets.
- Became seventh-fastest player in Major League history to reach that plateau (781 games), according to *STATS LLC*.
- His 200th was his second of the game; also hit two home runs the previous night, at the Mets.
- Became second player in Club history with consecutive multi-homer games (Derrek Lee, June 9-10, 2002).
- Additionally, was first player in Marlins' history to homer in four consecutive AB, doing so in last two at-bats on July 5 and first two on July 6 (walked in first plate appearance on July 6).
- Accepted invite to participate in Home Run Derby during All-Star Week in San Diego and was crowned champion after setting Derby record with 61 home runs.
- Defeated Robinson Cano, 24-7, in first round, beat Mark Trumbo, 17-14, in semifinals, and unseated defending champion Todd Frazier, 20-13, in the finals.
- Missed 22 games from August 14 to September 5 with left groin strain; team went 8-14 in his absence.
- On Sept. 20 vs. Washington, had second career game with a home run in a 1-0 win for the Club (also, May 14, 2011 at Washington).
- It was only 10th time in Club history that has happened; last two by Stanton (only player in Club history to do it twice).
- Finished ninth in National League in home runs as an outfielder (26); had 27 homers overall, ranking tied for 19th in NL.

MAJOR LEAGUE CAREER HIGHLIGHTS

- His 2015 season ended after just 74 games when he suffered broken hamate bone in left wrist on June 26 vs. the Dodgers.
- As of June 27, was leading the Majors in home runs (27) and RBI (67), as well as games with an RBI (37) and multi-RBI games (19).
- On April 16 at Atlanta, became Marlins' all-time HR leader with 155th long ball of career, breaking a tie with Dan Uggla.
- Was voted a starting outfielder for National League All-Star Team; it was his third ASG selection and his first time voted in as starter.
- Still finished the season tied for 10th in home runs in the NL.
- Slugged .814 vs. LHP, with 12 of 17 hits going for extra bases (2 doubles, a triple, 9 home runs).
- His 12 home runs in June (24 games) was tied for the NL lead, while his 23 RBI were tied for fourth, earning him NL Player of the Month honors.
- His 12 homers in June tied the Club record for any month (also, Stanton in May 2012 and Dan Uggla in May 2008).
- With his home run on June 18 at the Yankees, reached 25 home runs for the fourth time in his career, tied with Miguel Cabrera for second-most in Club history behind Dan Uggla (5, 2006-10).

CAREER BESTS

HITS	5	— 8/11/10 at WSH
RUNS	3 (7x)	— LAST, 4/25/15 vs. WSH
HOME RUNS	2 (18x)	— LAST, 7/6/16 at NYM
RBI	5 (4x)	— LAST, 7/5/16 at NYM
SB	1 (34x)	— LAST, 6/1/15 vs. CHC
HITTING STREAK	17	— 4/29/14 to 5/15/14
GRAND SLAMS	5	— LAST, 4/18/14 vs. SEA
CAREER PINCH-HIT HR	—	
CAREER GAME-ENDING HR	3	— LAST, 4/18/14 vs. SEA

MLB DISABLED LIST HISTORY

2016	LEFT GROIN STRAIN (AUGUST 14-SEPTEMBER 6)
2015	BROKEN LEFT HAMATE BONE (JUNE 27-SEASON)
2013	STRAINED RIGHT HAMSTRING (APRIL 30-JUNE 10)
2012	SURGERY TO REMOVE LOOSE BODIES IN RIGHT KNEE (JULY 13-AUGUST 7)

HONORS AND AWARDS

2016	NATIONAL LEAGUE PLAYER OF THE WEEK (JULY 3-9) HOME RUN DERBY CHAMPION
2015	NL ALL-STAR NL CO-PLAYER OF THE WEEK (JUNE 8-14) NL PLAYER OF THE MONTH (JUNE)
2014	NL ALL-STAR NL HANK AARON AWARD PLAYERS CHOICE AWARD - NL OUTSTANDING PLAYER LOUISVILLE SLUGGER® SILVER SLUGGER™ AWARD NL OUTFIELD SOUTH FLORIDA BBWAA MARLINS' MVP
2012	NL ALL-STAR NL PLAYER OF THE MONTH (MAY) NL PLAYER OF THE WEEK (AUGUST 20-26) SOUTH FLORIDA BBWAA MARLINS' MVP
2011	SOUTH FLORIDA BBWAA MARLINS' MVP
2010	MARLINS' MINOR LEAGUE PLAYER OF THE MONTH (APRIL)

CONTINUED ON NEXT PAGE

ABOUT OFFICE | HISTORY | PLAYERS | 2016 IN REVIEW | CLUB HISTORY | POSSESSOR HISTORY | PLAYER DEVELOPMENT | 2017 OPPONENTS | GENERAL INFORMATION



- Was named NL Co-Player of the Week for June 8-14, when he hit .520 (13x25) with four doubles, five home runs, 12 RBI and a 1.280 SLG; marked his third career POW award.
- On June 11 vs. Colorado, became first player in Club history with nine HR over a 12-game span.
- Had 16th career multi-HR game on June 9 at Toronto, extending Club career record.
- The runner-up for the **2014** National League MVP award was also named to second National League All-Star Team, earned first career Hank Aaron Award for NL (most outstanding offensive player), first career Silver Slugger Award for NL outfield, and first career Players Choice Award for NL Outstanding Player.
- Was also named Team MVP by South Florida chapter of Baseball Writers Association of America.
- Was finalist for NL Gold Glove Award for right field.
- Season ended on September 11 at Milwaukee after being hit by pitch in face; suffered facial lacerations, small fractures and dental damage.
- At time of injury, led NL in HR (37), RBI (105), TB (299), XBH (69), SLG (.555), BB (94) and IBB (24); also, was third in OBP (.395) and 17th in AVG with RISP (.316).
- Still finished season leading NL in HR, TB, SLG, and IBB; tied for first in XBH; second in RBI, BB and OBP.
- Was first Marlin to ever lead NL in home runs, and his 24 home runs at home were the most in Club history.
- On Sept. 8 at Milwaukee, tied Dan Uggla for most HR in Club history (154), and also tied career high for a single season (37 in 2012). The two 37-homer campaigns are tied for second-most in a season in Club history, behind Gary Sheffield (42 in 1996).
- Only second Marlin to have three seasons with 25-plus HR before age of 25, joining Miguel Cabrera, who had four (2004-2007).
- Finished tied with Matt Holliday for first in NL in go-ahead RBI (31), according to *STATS LLC*.
- According to *STATS LLC*, had career-high 13 GW RBI (formerly 11 in 2011).
- On August 19 vs. Texas, recorded fifth career walk-off hit, second of 2014 (first season with multiple walk-off hits).
- On Aug. 11 vs. St. Louis, recorded 13th multi-homer game of career, setting new Club record for such games (formerly 12, Hanley Ramirez).
- Among active players, had second-most multi-HR games before age 25 (Alex Rodriguez, 14).
- Tied Jose Abreu and Adam Jones for most first-inning HR in MLB (12); fell two short of Club record for such HR, according to *STATS LLC* (Gary Sheffield, 14 in 1996).
- Had second-most IBB in Club history, behind Miguel Cabrera (27 in 2006).
- Had 100 hits prior to All-Star break for first time in career (104); with Casey McGehee (115), first Marlin teammates to do so since 2008 (Ramirez, Jorge Cantu).
- 21 HR prior to All-Star break tied for fifth-most in Club history, and were most since Hanley Ramirez and Dan Uggla in 2008 (23 each).
- According to *Elias*, was first player since GW RBI were first compiled in 1980 to record six GW RBI in team's first seven wins of season.
- Had an RBI in first seven games, tying Cliff Floyd (2001) for second-longest streak in Club history (10, Jorge Cantu in 2010). - *STATS LLC*

HONORS AND AWARDS

CONTINUED FROM PREVIOUS PAGE

2010..... NL PLAYER OF THE WEEK (AUGUST 9-15)
SOUTHERN LEAGUE PLAYER OF THE WEEK (APRIL 26-MAY 2)
SL ALL-STAR
2009..... MARLINS' MINOR LEAGUE PLAYER OF THE MONTH (MAY)
FLORIDA STATE LEAGUE ALL-STAR
2008..... SOUTH ATLANTIC LEAGUE PLAYER OF THE WEEK (JUNE 16-22)
SAL PLAYER OF THE WEEK (AUG. 25-31)
MARLINS' MINOR LEAGUE PLAYER OF THE MONTH (JUNE)
SAL POSTSEASON ALL-STAR

- Had 12 RBI in those seven games, tying Club record for most RBI through team's first seven games (Jorge Cantu in 2010, Mike Lowell in 2001).
- On April 18 vs. Seattle, hit second career walk-off grand slam, fifth in Club history. Was fifth career GS, one shy of tying Jeff Conine for Club record.
- Was issued IBB in all three games of series vs. Seattle, marking just second time in Club history a player received IBB in every contest of a series of three-or-more games, joining Carlos Delgado (three-game series vs. Mets in Sept. 2005). - *Elias*
- Had 31 RBI prior to May 1, establishing new Club record. Was fifth-most RBI prior to May 1 in NL history, behind Mark McGwire (36 in 1998), Vinny Castilla (33 in 1998), Barry Bonds (32 in 1996) and Albert Pujols (32 in 2006). - *STATS LLC*
- Set new career high with 17-game hitting streak from April 29 to May 15, batting .417 (25x60) with 5 2b, 4 HR, 13 RBI, .514 OBP and .700 SLG.
- On May 20 vs. Philadelphia, scored three runs without a hit, just eighth time in Club history a player accomplished that feat.
- On May 30 vs. Atlanta, became fastest player to 50 RBI in Club history (54 games), beating Mike Lowell's record of 57 games in 2001.
- On June 28 vs. Oakland, became just fourth player in Club history with 20+ HR, 60+ RBI prior to break, joining Mike Lowell (28/76 in 2003), Cliff Floyd (21/70 in 2001) and Gary Sheffield (25/62 in 1996).
- Led team in **2013** in home runs, RBI, walks, slugging and game-winning RBI (10).
- Hit two home runs on June 17 at Arizona, giving him 100 for his career.
- Was fastest player in Club history to reach that mark (400 games), ahead of Dan Uggla (509).
- Was also ninth-fastest to 100 homers in MLB history, according to *STATS LLC* and SABR. Ryan Howard holds the record (325). At 23 years, 221 days, he was 11th youngest player to reach century mark. Mel Ott was youngest (22.132).
- Spent April 30-June 10 on 15-day disabled list with strained right hamstring.
- Hit .302 (61x202) in 57 games at Marlins Park, compared to .202 (45x223) in 59 games on road. That was the largest drop-off from home to road games in the Majors, according to *STATS LLC*.
- Of his 24 home runs, 15 came at home, tied with Carlos Gomez and Will Venable for fifth-most in NL.

- Set then-career high for walks, with 74 in 116 games. Former high was 70 in 2011, in 150 games.
- His PA/BB ratio was 6.81, then a career best, ahead of 8.59 in 2011.
- On September 13, had third multi-homer game of season, and ninth of career.
- In **2012**, was second in National League in home runs, trailing only Ryan Braun (41); it was seventh-highest total in Majors.
- Won NL slugging percentage title (.608), after adjustment in accordance with rule 10.22(a); finished year with 501 plate appearances. Was first Marlin to win that award.
- Selected to NL All-Star team for first time, and selected to participate in Home Run Derby contest.
- Missed both events due to arthroscopic surgery to remove loose bodies from right knee. Missed 25 games from July 8-August 7; during that span, Marlins went 8-17.
- Also missed nine games in late September due to a strained left intercostal muscle.
- Finished season with 93 career home runs. Tied Frank Robinson for fifth-most home runs ever by a player before age of 23, behind only Mel Ott (115), Eddie Mathews (112), Tony Conigliaro (104) and Alex Rodriguez (95) - *Elias*
- Batted .284 (81x285) in 80 games prior to All-Star break, with 19 home runs and 50 RBI. In just 43 games in second half, fell one home run short of matching his first-half production, with 18 round-trippers, and also recorded 36 RBI and a .299 average (49x164).
- After returning from DL on August 7, tied B.J. Upton for most home runs in Majors, with 18, and had highest slugging percentage (.701), ahead of Adrian Beltre (.677).
- Set Club record for second-half home runs, despite playing in just 43 games after All-Star break. Previous record of 17 was held by Gary Sheffield (in 74 games in 1996), Dan Uggla (in 71 games in 2010) and Stanton (in 72 games in 2010).
- His 21 homers on road tied Ike Davis for most in NL, and also tied Josh Hamilton for second in Majors, behind Adam Dunn (23).
- On an 11-game road trip that took the Marlins to Colorado, Arizona and Los Angeles-NL from August 16-26, hit eight home runs, setting a new Club record for any road trip (formerly six, by Miguel Cabrera, Mike Lowell & Preston Wilson).
- Homered in first three games of a four-game set at Coors Field from August 16-19. That gave him home runs in first six career games at Coors Field. Became first player in ML history to homer in first six games at any park, and first visiting player to homer in six straight games at Coors Field. Fell one game short of the ML record for consecutive games with a home run at one park - *Elias*.
- Was named NL Player of the Month for May. Finished month with 12 homers, 30 RBI and a .343 batting average. Since 1920, the year runs batted in were compiled on official scores for first time, only one player under age of 23 had that many homers and RBI and a batting average that high in a calendar month: Joe DiMaggio in July 1937 at age of 22 (15 HR, 43 RBI, .430 BA) - *Elias*.
- His home run and RBI totals in May equaled Club records for that month, while the home run total also tied the Franchise record for any month. He tied Dan Uggla (2008) for the May and monthly record in homers, and tied Miguel Cabrera (2006) for the May RBI record.
- On May 13 at Marlins Park, hit a walk-off grand slam against Mets to cap a six-run ninth inning in an 8-4 victory. Became third Marlin in Club history to hit a walk-off grand slam, joining Dan Uggla (June 11, 2008 vs. Philadelphia) and Bobby Bonilla (September 16, 1997 vs. Colorado) - *Elias*.
- Finished fifth in National League in home runs in **2011**, eighth in slugging and 18th in RBI.
- Named Club's Most Valuable Player by South Florida Chapter of BBWAA. Led team in extra-base hits (69), home runs, RBI and slugging percentage.
- On Opening Day, became first player since 1970 to start in fourth spot in batting order prior to his 22nd birthday. That happened twice in 1970, with Johnny Ellis for Yankees and John Mayberry for Astros.
- Hit second career grand slam in 10th inning on August 1 at Citi Field against Mets, becoming second Marlin to hit a grand slam in extra innings. Also became youngest player in Majors to connect on an extra-inning grand slam in more than 40 years. Was 17 days older than Johnny Bench, who hit an 11th-inning grand slam vs. Montreal on August 13, 1969.
- Finished season with 56 career homers. In last 40 years, only Ken Griffey Jr. (60) and Alex Rodriguez (56) hit as many home runs prior to turning 22.
- Had 31 home runs on September 1, tying him with Albert Pujols (2001) for fifth-most homers in a season prior to September by a player younger than 22 in Major League history. Only Eddie Mathews (43, 1953), Frank Robinson (35, 1956), Mel Ott (33, 1929) and Alex Rodriguez (33, 1996) hit more.
- Had two multi-homer games, giving him four in his career. First came on July 16 at Wrigley Field against Cubs. Second was at Sun Life Stadium vs. Atlanta on September 19, his first such game at home.
- Recorded team-leading 11th, and final, game-winning RBI of season with a pinch-hit single in 12th inning on September 12 at Atlanta; was first pinch hit of career (x7, three walks, one HBP, one RBI). Also gave him team lead in go-ahead RBI, with 21 at the time; finished with 22, which still led team.
- From August 14-17, tied Club record by homering in four consecutive games.
- Opened season with a 1x2 performance on April 1, extending career-long hitting streak, which began on September 23, 2010, to 12 games. Did not have another at-bat until April 7, when streak ended with a pinch-hit strikeout.
- Had contract selected by Marlins on June 8, **2010** and made ML debut that night in Philadelphia, going 3x5 with two runs. At 20 years and 212 days, was second-youngest player to make debut with Marlins (Miguel Cabrera; 20 years, 63 days).
- Became youngest player to get three-or-more hits in ML debut since Danny Ainge, who was 20 years, 65 days old, for Blue Jays on May 21, 1979 - *Elias*.
- Hit first career home run on June 18, a grand slam off Matt Garza. Was sixth Marlin in Club history whose first home run was a grand slam.
- On August 11 at Washington, went 5x5 with two doubles, a home run and four RBI. According to *Elias*, became second youngest player (20 years, 276 days) to register five hits and drive in four runs in same game since RBI became an official statistic in 1920. The Cubs' Phil Cavarretta had five hits and four RBI at age of 19 years and 33 days on August 21, 1935. Also from *Elias*, Stanton is second player in Marlins' history with five hits and four RBI in same game; other was Gary Sheffield on September 17, 1995 at Colorado (five hits; four RBI).



- Marked first of two multi-home run games on August 13 at Cincinnati. Was first player not yet 21 years old to hit two-or-more home runs in a game since Miguel Cabrera on April 13, 2004 at Montreal - *Elias*.
- Second two-HR game was on September 12 at Washington. Pushed season total to 20 and became fourth player since 2000 to reach mark within first 81 games played, joining Albert Pujols, Ryan Braun and Adam Dunn. In addition, no player had hit as many homers in a season in which he made big-league debut in June or later since Kevin Maas hit 21 for Yankees in 1990 after playing first game in Majors on June 29 - *Elias*.
- Named NL Player of the Week from August 9-15 after leading Majors in batting. Posted a .583 average (14x24), and also led Majors in doubles (five), hits, slugging percentage (1.292), on-base percentage (.630) and total bases (31). Was tied for ML lead in home runs, with four.
- On September 30, he and Pedro Alvarez each had five RBI in Marlins' 11-9 win against Pirates. It was only third game since 1920 (when the Major Leagues first officially recorded RBI) in which each team had a rookie who recorded at least five RBI. According to *Elias*, it happened in a 1997 game between White Sox (Mike Cameron) and Angels (Todd Greene), as well as a 1998 game between Rockies (Todd Helton) and Diamondbacks (Karim Garcia).
- Ended campaign with season-best 11-game hitting streak. Hit .395 (17x43) with a double, two home runs and eight RBI in that span.
- Threw out 10 runners, leading Marlins in outfield assists. The 10 assists tied Preston Wilson for third-most by a Marlins' rookie. Mark Kotsay threw out 20 runners in 1998, and Jeff Conine had 11 in 1993.

MINOR LEAGUE CAREER HIGHLIGHTS

- At time of promotion to Majors in 2010, led Southern League in home runs, RBI, on-base percentage, slugging percentage, extra-base hits (36), total bases (140) and intentional walks (10).
- Earned SL Player of the Week honors for April 26-May 2.

PERSONAL/MISCELLANEOUS

- Giancarlo (zhon-carlo) Cruz-Michael Stanton...graduated from Notre Dame HS (CA) in 2007...earned All-Southern Section honors in football, basketball and baseball in his senior season...was named 2007 Cal-Hi Sports Boys State Athlete of the Year.

STANTON'S BATTING HISTORY

YEAR	CLUB	AVG.	G	AB	R	H	2B	3B	HR	RBI	SH	SF	HBP	BB	SO	SB	CS	OPB	SLG	E
2007	GCL MARLINS	.269	8	26	6	7	2	0	0	1	0	0	1	1	6	0	0	.321	.346	0
	JAMESTOWN	.067	9	30	2	2	1	0	1	2	1	1	0	3	15	0	0	.147	.200	0
2008	GREENSBORO	.293	125	468	89	137	26	3	39	97	0	3	11	58	153	4	2	.381	.611	5
	JUPITER	.294	50	180	27	53	9	3	12	39	0	1	1	28	45	2	2	.390	.578	3
2009	JACKSONVILLE	.231	79	299	49	69	15	2	16	53	0	5	6	31	99	1	1	.311	.455	7
	JACKSONVILLE	.313	53	192	42	60	13	2	21	52	0	2	2	44	53	1	0	.442	.729	0
2010	FLORIDA	.259	100	359	45	93	21	1	22	59	0	1	2	34	123	5	2	.326	.507	4
	FLORIDA	.262	150	516	79	135	30	5	34	87	0	6	9	70	166	5	5	.356	.537	6
2011	FLORIDA	.262	150	516	79	135	30	5	34	87	0	6	9	70	166	5	5	.356	.537	6
	JUPITER	.313	4	16	2	5	1	0	2	5	0	0	0	0	1	0	0	.313	.750	1
2012	MIAMI	.290	123	449	75	130	30	1	37	86	0	1	5	46	143	6	2	.361	.608	7
	JUPITER	.000	5	15	0	0	0	0	0	0	0	0	0	2	5	1	0	.118	.000	0
2013	MIAMI	.249	116	425	62	106	26	0	24	62	0	1	4	74	140	1	0	.365	.480	8
	MIAMI	.288	145	539	89	155	31	1	37	105	0	2	3	94	170	13	1	.395	.555	6
2014	MIAMI	.288	145	539	89	155	31	1	37	105	0	2	3	94	170	13	1	.395	.555	6
	JUPITER	.000	1	2	0	0	0	0	0	0	0	0	0	1	1	0	0	.333	.000	0
2015	MIAMI	.265	74	279	47	74	12	1	27	67	0	3	2	34	95	4	2	.346	.606	3
	JUPITER	.000	1	2	0	0	0	0	0	0	0	0	0	1	1	0	0	.333	.000	0
2016	MIAMI	.240	119	413	56	99	20	1	27	74	0	2	4	50	140	0	0	.326	.489	4
	MILB TOTALS	.271	334	1228	217	333	67	10	91	249	1	12	21	168	378	9	5	.365	.564	16
MLB TOTALS		.266	827	2980	453	792	170	10	208	540	0	16	29	402	977	34	12	.357	.539	38

ALL-STAR HISTORY

YEAR	CLUB/TH, SITE	AVG.	G	AB	R	H	2B	3B	HR	RBI	SH	SF	HBP	BB	SO	SB	CS	OPB	SLG	E	
2012	NL/MIA, KC																				--- INJURED - DID NOT PLAY ---
2014	NL/MIA, MIN	.000	1	3	0	0	0	0	0	0	0	0	0	0	1	0	0	.000	.000	0	
2015	NL/MIA, CIN																				--- INJURED - DID NOT PLAY ---

WORLD BASEBALL CLASSIC HISTORY

YEAR	CLUB	AVG.	G	AB	R	H	2B	3B	HR	RBI	SH	SF	HBP	BB	SO	SB	CS	OPB	SLG	E
2013	UNITED STATES	.235	5	17	0	4	0	0	0	1	0	0	0	4	3	0	0	.381	.235	0

CAREER TRANSACTIONS

2007: Selected by Florida in second round of First-Year Player Draft; signed by Marlins' scout Tim McDonnell

MARLINS NOTES

TOP RBI MONTHS IN MARLINS HISTORY

PLAYER	MONTH	RBI	PLAYER	MONTH	RBI
HANLEY RAMIREZ	JUNE 2009	33	MIKE LOWELL	JUNE 2001	24
MIGUEL CABRERA	AUGUST 2006	32	MIKE LOWELL	APRIL 2001	24
GIANCARLO STANTON	MAY 2012	30	MIKE LOWELL	APRIL 2000	24
MIGUEL CABRERA	MAY 2006	30	JEFF CONINE	SEPTEMBER 1995	24
MOISES ALOU	APRIL 1997	30	JEFF CONINE	JUNE 1995	24
GARY SHEFFIELD	AUGUST 1996	30	GARY SHEFFIELD	JULY 1994	24
GIANCARLO STANTON	APRIL 2014	29	GIANCARLO STANTON	JUNE 2015	23
PRESTON WILSON	MAY 2000	27	GIANCARLO STANTON	MAY 2015	23
GARY SHEFFIELD	SEPTEMBER 1995	27	JORGE CANTU	APRIL 2010	23
LOGAN MORRISON	JULY 2011	26	JORGE CANTU	SEPTEMBER 2008	23
DAN UGGLA	MAY 2008	26	JUAN ENCARNACION	APRIL 2005	23
MIGUEL CABRERA	SEPTEMBER 2007	26	JUAN ENCARNACION	JUNE 2003	23
CLIFF FLOYD	JUNE 2001	26	MIKE LOWELL	APRIL 2003	23
KEVIN MILLAR	JULY 1999	26	CLIFF FLOYD	MAY 2001	23
JUSTIN BOUR	SEPTEMBER 2015	25	CLIFF FLOYD	SEPTEMBER 2000	23
GIANCARLO STANTON	AUGUST 2014	25	PRESTON WILSON	SEPTEMBER 2000	23
GABY SANCHEZ	MAY 2011	25	PRESTON WILSON	JULY 2000	23
HANLEY RAMIREZ	JUNE 2010	25	CLIFF FLOYD	MAY 2000	23
JORGE CANTU	SEPTEMBER 2009	25	CLIFF FLOYD	MAY 1999	23
CARLOS DELGADO	MAY 2005	25	BOBBY BONILLA	MAY 1997	23
MIKE LOWELL	JUNE 2003	25	JEFF CONINE	MAY 1996	23
BRUCE AVEN	JUNE 1999	25	GARY SHEFFIELD	APRIL 1994	23
MIGUEL CABRERA	JUNE 2005	24			



71

DREW STECKENRIDER

PITCHER HT 6'4" WT 238 | BATS RIGHT THROWS RIGHT

MLB SERVICE NONE | BIRTHPLACE ATLANTA, GA

BORN JANUARY 10, 1991 | OPENING DAY AGE 26 | CONTRACT STATUS SIGNED THROUGH 2017

ACQUIRED SELECTED IN EIGHTH ROUND OF 2012 FIRST-YEAR PLAYER DRAFT

2016 SUMMARY

- Combined to go 1-1 with 2.08 ERA (52.0 ip/12 er) in career-high 40 appearances for Single-A Jupiter (6 outings), Double-A Jacksonville (24), and Triple-A New Orleans (10).
- In second appearance for Jupiter, struck out season-high six batters in 2.0 innings on April 11 at Lakeland; earned first save of season (second career).
- Spent April 19-May 7 on seven-day disabled list (sprained right ankle); was on seven-day DL again from August 25-31.
- Held opponents scoreless in all six outings for Jupiter (10.0 ip, 2 h, 2 bb, 17 so) before being promoted to Jacksonville on May 11.
- Finished stint with Jacksonville on 18.0-inning scoreless streak, allowing three hits across final 13 appearances.
- Named Marlins Organizational Pitcher of the Month for June; went 0-0, 2.19 (12.1/3) with one save and 17 strikeouts in 10 outings.
- Converted all seven save opportunities with New Orleans, including six consecutive appearances from August 5-20.
- Finished second among Marlins' minor leaguers with 14 saves overall.
- Played for Mesa Solar Sox in Arizona Fall League, going 2-1, 3.46 (13.0/5) and 3-for-4 in save chances across 10 outings.

MINOR LEAGUE CAREER HIGHLIGHTS

- Split 2015 season between Single-A Greensboro and Single-A Jupiter, combining to go 5-6, 3.00 (96.0/32) in 25 outings (13 starts).
- Began year with Greensboro and went 1-3, 2.75 (39.1/12) in 10 outings (five starts).

HONORS AND AWARDS

2016..... MARLINS' MINOR LEAGUE PLAYER OF THE MONTH (JUNE)

- Promoted to Jupiter on June 27 and went 4-3, 3.18 (56.2/20) with one save in 15 outings (eight starts).
- Tossed 6.0-inning complete game (6 h, 2 r, 2 er, 2 bb, 5 so) in losing effort on July 25 in game two of doubleheader at Clearwater.
- Did not allow a run in any of his final five outings (one start), covering 16.0 innings.
- Appeared in one game for GCL Marlins in 2014, pitching 1.0 scoreless inning on June 28 after undergoing Tommy John surgery in May 2013.
- Pitched in five games (four starts) in 2013 for Greensboro, compiling a 1-1 record and 4.58 ERA (19.2/10) before landing on disabled list on May 4 (right elbow tendinitis) and undergoing Tommy John surgery later that month.
- Made professional debut in 2012 with Single-A Jamestown and appeared in 10 games (eight starts), going 1-2 with a 3.72 ERA (36.1/15).
- Struck out career-high eight batters in 4.0 innings on August 15 in a start at State College (3 h, 2 r, 2 er, 2 bb).

PERSONAL/MISCELLANEOUS

- Andrew Paul Steckenrider...played in 2008 AFLAC All-American Game after being named an AFLAC, Rawlings, and Under Armour All-American while at Greater Atlanta Christian School in Norcross, Georgia.

PITCHING HISTORY

YEAR	CLUB	W-L	ERA	G	GS	CG	SHO	SV	SVO	IP	H	R	ER	HR	HB	BB	SO	WP	BK
2012	JAMESTOWN	1-2	3.72	10	8	0	0	0	0	36.1	28	20	15	0	1	25	38	1	0
2013	GREENSBORO	1-1	4.58	5	4	0	0	0	0	19.2	15	14	10	2	2	10	28	0	0
2014	GCL MARLINS	0-0	0.00	1	0	0	0	0	0	1.0	0	0	0	0	0	1	0	1	0
2015	GREENSBORO	1-3	2.75	10	5	0	0	0	0	39.1	38	15	12	2	0	17	34	1	0
	JUPITER	4-3	3.18	15	8	1	0	1	1	56.2	59	21	20	2	2	25	44	5	0
2016	JUPITER	0-0	0.00	6	0	0	0	1	2	10.0	2	0	0	0	0	2	17	0	0
	JACKSONVILLE	1-0	1.48	24	0	0	0	6	6	30.1	12	5	5	0	1	10	39	0	0
	NEW ORLEANS	0-1	5.40	10	0	0	0	7	7	11.2	11	9	7	1	0	7	15	1	0
	MILB TOTALS	8-10	3.03	81	25	1	0	15	16	205.0	165	84	69	7	6	97	215	9	0

CAREER TRANSACTIONS

2012: Selected by Miami in eighth round of First-Year Player Draft; signed by Marlins' scout Carmen Carcone





58 DAN STRAILY

PITCHER HT 6'1" WT 220 | BATS RIGHT THROWS RIGHT

MLB SERVICE: 2 YEARS, 126 DAYS | MLB DEBUT: AUGUST 3, 2012 VS. TORONTO (W/OAK) | BIRTHPLACE: REDLANDS, CA
BORN: DECEMBER 1, 1988 | OPENING DAY AGE: 28 | CONTRACT STATUS: SIGNED THROUGH 2017
ACQUIRED: FROM CINCINNATI IN A FOUR-PLAYER TRADE ON JANUARY 19, 2017

2016 SUMMARY

- Unanimous winner of Johnny Vander Meer Award as the Reds' Most Outstanding Pitcher, as voted by Cincinnati chapter of BBWAA.
- Claimed off waivers from San Diego three days before Opening Day and led Reds' staff in wins, innings pitched, strikeouts and quality starts
- Tied CF Billy Hamilton for team lead in sac bunts (11), tied for second-most by any batter in National League.
- Ranked among NL leaders in innings pitched (12th) and average against (.220, seventh).
- Made 11 starts with 6.0-plus innings and three-or-fewer hits, a Cincinnati single-season record since 1900 and tied Jake Arrieta and Max Scherzer for most in Majors.
- Made Reds' debut on April 10 vs Pittsburgh with 3.0 hitless innings out of bullpen; produced first career sacrifice bunt.
- In 15 starts after All-Star break, went 10-2, 3.10 (90.0 ip/31 er).
- Among NL leaders in second half, tied Jon Lester and Max Scherzer for first in wins; ranked eighth in ERA and 11th in strikeouts (82).
- In first eight starts after All-Star Break (July 17-August 23), went 6-0, 1.98. The six-game winning streak marked a career high.
- Streak was snapped by 9-2 loss on August 29 at the Angels.
- From Aug. 2-23 didn't walk a batter in 28.2 innings, spanning five starts.
- On September 18 vs Pittsburgh, singled off Ivan Nova, snapping an 0x48 skid to begin career, short of Jon Lester's 0x66 record to begin a career.

MAJOR LEAGUE CAREER HIGHLIGHTS

- Made four appearances during three stints with Astros in **2015** (July 3-8, August 4, September 25).
- Split **2014** season between Oakland (seven starts) and Triple-A Sacramento (10 starts), and then after a July 4 trade, Triple-A Iowa (10 starts) and the Cubs (one start, seven appearances).
- In eight starts and six relief appearances between Oakland and Chicago, went 1-3 with a 6.75 ERA (52.0/39).
- Opened season with Oakland and was 1-2, 4.93 in seven starts before option to Sacramento on May 9.
- Was assigned to Iowa upon acquisition by Cubs; made spot start on Aug. 16 (L at Mets, 5.1 ip, 4 h, 7 r, 5 er, 3 bb, 4 so) and was recalled for remainder of season on Sept. 2.
- Posted 14.04 ERA (8.1/13) in six relief appearances after final recall.
- In **2013**, finished fourth in the BBWAA's American League Rookie of the Year voting after leading AL rookies in starts, innings pitched and strikeouts while tying for lead in wins.

CAREER BESTS

INNINGS PITCHED	8.0 — 9/13/16 vs. MIL
STRIKEOUTS	11 (2x) — LAST, 5/25/16 at LAD
LAST COMPLETE GAME	—
LAST SHUTOUT	—
LOW-HIT COMPLETE GAME	—
SCORELESS IP	12.0 — 5/21/13 to 5/27/13
WIN STREAK	6 — 7/22/16 to 8/23/16
LOSS STREAK	5 — 7/20/13 to 8/17/13

MLB DISABLED LIST HISTORY

NONE

HONORS AND AWARDS

2016	BBWAA CINCINNATI CHAPTER JOHNNY VANDER MEER AWARD
2014	PACIFIC COAST LEAGUE PITCHER OF THE WEEK (MAY 26)
2012	TEXAS LEAGUE MIDSEASON AND POSTSEASON ALL-STAR PCL PITCHER OF THE WEEK (JULY 8-15) TL PITCHER OF THE WEEK (MAY 13-20 & JUNE 3-10)
2011	CALIFORNIA LEAGUE PITCHER OF THE WEEK (APRIL 17-24)
2009	NORTHWEST LEAGUE PITCHER OF THE WEEK (AUGUST 23-30)

- On April 15 at Houston recorded 11 strikeouts; tied Oakland rookie record (sixth time) and was first to do so since Tim Hudson on Sept. 10, 1999 at Tampa Bay.
- Started Game 4 of AL Division Series vs. Detroit and received no-decision in 8-6 A's loss.
- Had not pitched above Single-A prior to **2012** season, but earned co-Minor League Pitcher of the Year honors from Oakland and finished year in big league rotation.
- Had contract selected by Oakland on Aug. 3 and made Major League debut that night with start vs. Toronto (ND, 6.0 ip, 5 h, r, er, bb, 5 so).
- Earned first career win on Aug. 16 at Kansas City (6.1 ip, 3 h, 0 r, 2 bb, 2 so).



FRONT OFFICE | FIELD SIDE | PLATERS | 2016 IN REVIEW | CLUB HISTORY | POSTSEASON HISTORY | PLAYERS DEVELOPMENT | 2017 PROSPECTS | ANNUAL INFORMATION

MINOR LEAGUE CAREER HIGHLIGHTS

- In **2015** with Triple-A Fresno, led Pacific Coast League in strikeouts (124 in 122.2 ip) and fewest walks per 9.0 (1.83).
- Averaged 9.1 strikeouts per 9.0 innings, best ratio among all PCL starting pitchers.
- Was Fresno's Pitcher of the Month for May (5 GS, 2-2, 3.07).
- Earned win in Game 2 of PCL playoffs vs. Round Rock; retired first 20 batters until a two-out walk in seventh inning.
- In **2014**, made 10 starts each for Triple-A Sacramento (Oakland) and Triple-A Iowa (Cubs), in addition to 14 appearances (eight starts) between each Major League club.
- After starting season with Athletics, pitched for River Cats from May 13-June 30; started 3-0, 4.40 in first five starts before going 1-3, 5.01 in final five starts.
- Following July 4 trade to Chicago, was assigned to Iowa and made 10 starts from July 7-August 31, with brief stint in Majors for spot start on Aug. 16.
- Lost three of first four starts for Iowa before winning three straight outings from July 31-Aug. 11; allowed just two runs, both unearned, over 19.0 innings in that span.
- Opened **2013** with start for Oakland and was optioned to Sacramento on April 6.
- Won three consecutive starts with River Cats from April 11-22, posting 0.96 ERA (18.2/2) with 20 strikeouts.
- Recalled by Oakland on May 1; made just two more starts for Sacramento (June 28 & July 14).
- In **2012**, was named Oakland's co-Minor League Pitcher of the Year (with A.J. Griffen) after leading all Minor League pitchers in strikeouts and earning Texas League All-Star honors.

- With Double-A Midland and Triple-A Sacramento, recorded 190 strikeouts (152 ip), the highest total by an Athletics minor leaguer since Chris Fioetho had 225 strikeouts in 1971.
- Pitched for Midland from April 6-June 15; posted four double-digit strikeout games, including season-high 15 on May 18 vs. Corpus Christi.
- Added two more double-digit strikeout games for Sacramento from June 21-Sept. 2, including 13 on July 13 vs. Las Vegas.
- In **2011** with Single-A Stockton ranked among California League leaders in innings pitched (fourth), strikeouts (fifth), ERA (seventh), wins (tied for seventh) and starts (tied for ninth).
- Named CL Pitcher of the Week for April 18-24 (2 GS, 2-0, 11.0 ip, 0 r).
- At Single-A Kane County in **2010**, ranked among Midwest League leaders in strikeouts (second), starts (tied for second), innings pitched (tied for fourth) and wins (fifth).
- In **2009** for Single-A Vancouver, was Northwest League Pitcher of the Week for August 24-30 (2 GS, 2-0, 0.75).

PERSONAL/MISCELLANEOUS

- Daniel Steven Straily...2006 graduated from Thurston High School in Springfield, Oregon, where as a senior he was second-team All-Mid-Western League after finishing 7-3, 2.48 (62.0 ip, 65 so)...also lettered two years in football...played at Western Oregon University for one year (2007) and pitched for two seasons (2008-2009) at Marshall University while majoring in business administration...named to Conference USA All-Tournament team in 2008.

STRAILY'S PITCHING HISTORY

YEAR	CLUB	W-L	ERA	G	GS	CG	SHO	SV	SVO	IP	H	R	ER	HR	BB	SO	WP	BK	
2009	VANCOUVER	5-3	4.12	16	11	0	0	0	0	59.0	66	27	27	5	5	18	66	2	0
2010	KANE COUNTY	10-7	4.32	28	28	0	0	0	0	148.0	138	75	71	13	7	61	149	10	1
2011	STOCKTON	11-9	3.87	28	26	0	0	0	0	160.2	160	78	69	10	14	40	154	5	0
2012	MIDLAND	3-4	3.38	14	14	0	0	0	0	85.1	70	36	32	6	5	23	108	6	0
	SACRAMENTO	6-3	2.03	11	11	0	0	0	0	66.2	40	15	15	3	1	19	82	3	0
	OAKLAND	2-1	3.89	7	7	0	0	0	0	39.1	36	19	17	11	2	16	32	0	0
2013	SACRAMENTO	3-1	1.14	5	5	0	0	0	0	31.2	24	11	4	1	0	9	33	2	0
	OAKLAND	10-8	3.96	27	27	0	0	0	0	152.1	132	74	67	16	7	57	124	7	0
2014	OAKLAND	1-2	4.93	7	7	0	0	0	0	38.1	33	21	21	9	1	15	34	2	0
	SACRAMENTO	4-3	4.71	10	10	0	0	0	0	63.0	54	33	33	9	2	26	67	3	0
	IOWA	3-5	4.09	10	10	0	0	0	0	55.0	59	34	25	7	3	20	56	2	0
	CUBS	0-1	11.85	7	1	0	0	0	0	13.2	20	20	18	1	1	9	13	0	0
2015	FRESNO	10-9	4.77	22	22	1	0	0	0	122.2	147	69	65	13	4	25	124	7	2
	HOUSTON	0-1	5.40	4	3	0	0	0	0	16.2	16	11	10	2	1	8	14	1	0
2016	CINCINNATI	14-8	3.76	34	31	0	0	0	0	191.1	154	80	80	31	11	73	162	3	1
	MILB TOTALS	55-44	3.88	144	137	1	0	0	0	792.0	758	378	341	67	41	241	839	40	3
	MLB TOTALS	27-21	4.24	86	76	0	0	0	0	451.2	391	225	213	70	23	178	379	13	1

BATTING HISTORY

YEAR	CLUB	AVG.	G	AB	R	H	2B	3B	HR	RBI	SH	SF	HBP	BB	SO	SB	CS	OPB	SLG	E
2016	CINCINNATI	.019	34	52	2	1	0	0	0	1	11	0	0	2	40	0	0	.056	.019	0
	MLB TOTALS	.018	68	55	2	1	0	0	0	1	11	0	0	4	43	0	0	.085	.018	0



STRAILY'S POSTSEASON HISTORY

YEAR	CLUB	SERIES	W-L	ERA	G	GS	CG	SHO	SV	SV%	IP	H	R	ER	HR	HB	BB	SO	WP	BK
2013	OAK/DET	ALDS	0-0	4.50	1	1	0	0	0	0	6.0	4	3	3	1	1	0	8	0	0

CAREER TRANSACTIONS

- 2017:** Acquired by Miami from Cincinnati in exchange for RHP Luis Castillo, RHP Austin Brice, and OF Isaiah White on January 19
- 2016:** Claimed off waivers by Cincinnati from San Diego on April 1
Acquired by San Diego from Houston in exchange for C Erik Kratz on March 28
- 2015:** Acquired by Houston with INF Luis Valbuena from Chicago-NL in exchange for OF Dexter Fowler on January 19
- 2014:** Acquired by Chicago-NL with OF Billy McKinney, INF Addison Russell, and cash considerations from Oakland in exchange for RHP Jason Hammel and RHP Jeff Samardzija on July 4
- 2009:** Selected by Oakland in 24th round of First-Year Player Draft; signed by Athletics' scout Matt Ranson



- Courtesy Josh Cataldo 2017



51

ICHIRO SUZUKI

OUTFIELD HT 6'0" WT 171 | BATS LEFT THROWS RIGHT

MLB SERVICE 16 YEARS | MLB DEBUT APRIL 2, 2001 VS. OAKLAND (W/SEA) | BIRTHPLACE KASUGAI, JPN

BORN OCTOBER 22, 1973 | OPENING DAY AGE 43 | CONTRACT STATUS SIGNED THROUGH 2017

ACQUIRED SIGNED AS FREE AGENT ON JANUARY 28, 2015

CAREER HIGHLIGHTS

- Owns 4,308 hits between career in Japan and Major League Baseball (1,278 in Japan, 3,030 with Mariners, Yankees, and Marlins).
- Finished 2016 season ranked 25th on all-time hits list, according to *Ellis*.
- Recorded 4,257th career hit combined between Japan and MLB on June 15, 2016 at San Diego, unofficially breaking tie with Pete Rose for most career professional hits.
- Recorded 3,000th career hit in MLB on August 7, 2016 at Colorado.
- Had 500th career stolen base on April 29, 2016 at Milwaukee.
- Recorded career hits #4,192 and #4,193 on August 15 at St. Louis, unofficially passing Ty Cobb in all-time professional hits (4,191).
- Recorded 4,000th career hit on August 21, 2013 vs. Toronto, becoming third player to reach 4,000-hit plateau when considering hits from the highest levels in U.S. and Japan, joining Pete Rose (4,256) and Ty Cobb (4,191).
- On April 25, 2015 vs. Washington, scored 1,968th run of career between Japan (658) and MLB (1,310), passing Sadaharu Oh for most runs by a Japanese player.
- Has 51 career games with four-or-more hits, the most of any active player, ahead of Albert Pujols (42).
- Since 2001, has most hits (3,030) and multi-hit games (900) in ML.
- Owns three of top 17 single-season hit totals in the Modern Era (since 1900): 262 in 2004, 242 in 2001 and 238 in 2007.
- Had 2,696 career Major League hits through his 2,000th career game on July 14, 2013. According to *Ellis*, only five players who debuted since 1900 collected more hits through their first 2,000 career games: Ty Cobb (2,796), George Sisler (2,753), Al Simmons (2,743), Rogers Hornsby (2,715) and Paul Waner (2,707).
- Owns eight seasons with at least 200 hits and 100 runs (2001-08), joining Lou Gehrig as only players in Modern Era to reach plateaus eight times in their careers. Willie Keeler (1894-1901) is only other player to do so in eight consecutive seasons.
- His 37 career leadoff home runs rank sixth all-time.
- Recorded at least 150 hits in each of first 12 ML seasons (2001-12), joining Paul Waner (first 14 from 1926-39), Richie Ashburn (first 13 from 1948-60) and Albert Pujols (first 12 from 2001-12) as only players to accomplish feat in Live Ball Era. Had streak snapped in 2013 (136 hits).
- Owns 43 hitting streaks of at least 10 games in career, marking sixth most double-digit hitting streaks in ML since 1903 (Ty Cobb-66, Hank Aaron-48, Tris Speaker-47, Derek Jeter-46 and Al Simmons-44).

CAREER BESTS

HITS	5 (7x) — LAST, 6/29/08 at SD
RUNS	4 (7x) — LAST, 9/14/10 vs. BOS
HOME RUNS	2 (7x) — LAST, 8/19/12 vs. BOS
RBI	5 (3x) — LAST, 8/10/12 at TOR
SB	4 (3x) — LAST, 9/19/12 vs. TOR
HITTING STREAK	27 — 5/6/09 to 6/3/09
GRAND SLAMS	4 — LAST, 4/15/09 vs. LAA
CAREER PINCH-HIT HR	1 — 9/6/16 vs. PHI
CAREER GAME-ENDING HR	2 — LAST, 6/25/13 vs. TEX

MLB DISABLED LIST HISTORY

2009..... BLEEDING ULCER, FATIGUE (MARCH 31-APRIL 15)

HONORS AND AWARDS

2016	NATIONAL LEAGUE PLAYER OF THE WEEK (JULY 31-AUGUST 6)
2012	AMERICAN LEAGUE PLAYER OF THE WEEK (SEPTEMBER 17-23)
2010	AL ALL-STAR RAWLINGS® GOLD GLOVE AWARD (AL OUTFIELD) AL PLAYER OF THE WEEK (SEPT. 20-26)
2009	AL ALL-STAR RAWLINGS® GOLD GLOVE AWARD (AL OUTFIELD) LOUISVILLE SLUGGER® SILVER SLUGGER™ AWARD (AL OUTFIELD)
2008	AL ALL-STAR RAWLINGS® GOLD GLOVE AWARD (AL OUTFIELD)
2007	AL ALL-STAR RAWLINGS® GOLD GLOVE AWARD (AL OUTFIELD) LOUISVILLE SLUGGER® SILVER SLUGGER™ AWARD (AL OUTFIELD)
2006	AL ALL-STAR RAWLINGS® GOLD GLOVE AWARD (AL OUTFIELD) AL PLAYER OF THE WEEK (MAY 29-JUNE 4)

CONTINUED ON NEXT PAGE



- Owns 11 seasons (2001-11) with at least 50 multi-hit games, fifth-most over the last 70 years behind Pete Rose (15), Stan Musial (14), Derek Jeter (14) and Tony Gwynn (13).
- With 20 steals in 2013, became just third player who debuted in Majors since 1900 to record at least 20 steals in each of first 13 seasons, joining Rickey Henderson (first 23 seasons, 1979-2001) and Ozzie Smith (first 16 seasons, 1978-93).
- Has played in a ML-high 2,500 games during his 15 seasons. Combined to miss only 35 games in first 12 ML seasons (2001-12). Played in 1,749 of Seattle's 1,782 games from 2001-11, including 1,733 starts (97.3 percent).
- Has played in at least 155 games in 11 different seasons, tied for fifth-highest total in ML history behind Cal Ripken (15), Pete Rose (15), Eddie Murray (12) and Billy Williams (12).

2016 SUMMARY

- Became 30th player to reach 3,000 hits on August 7 at Colorado.
- His 3,000th hit was 7th-inning triple; joined Paul Molitor as only players to hit triple for 3,000th career hit.
- Finished season with 3,030 career hits, 25th on all-time list, according to *Elias*.
- Began season tied with Barry Bonds for 35th place, at 2,935. In 2016 he passed Frank Robinson (2,943), Willie Keeler (2,955), Sam Crawford (2,964), Sam Rice (2,985), Roberto Clemente (3,000), Al Kaline (3,007), Wade Boggs (3,010), Rafael Palmeiro (3,020), and Lou Brock (3,223), and finished trailing Rod Carew (3,053) for 24th place.
- Recorded 4,257th combined career hit between MLB and Japan on June 15 at San Diego, unofficially surpassing Pete Rose's career hit total.
- Finished season with 4,307 combined career hits between MLB (3,030) and Japan (1,278).
- Had 26 multi-hit games, tying Julio Franco (2004) for 11th-most in a season by a player 42-or-older.
- Became first National League player 42-or-older to record four-or-more triples in a season since Honus Wagner (9) in 1916, and just fifth overall (sixth time). The others were Joe Start (4) in 1885, Jim O'Rourke (5) in 1893 and Cap Anson (4 & 5) in 1894-95. The last Major League player 42-or-older with four-plus triples was Luke Appling (4) in 1950.
- Recorded 500th career stolen base on April 29 at Milwaukee.
- Just seventh player in MLB history with 3,000 hits and 500 steals, according to *Elias*. Joined Ty Cobb (4,191/901), Honus Wagner (3,430/724), Paul Molitor (3,319/504), Eddie Collins (3,313/743), Rickey Henderson (3,055/1,406), and Lou Brock (3,023/938).
- On May 3 vs. Arizona, had first go-ahead pinch hit of career, driving in two runs with bases-loaded single.
- Had four hits in four at-bats on May 21 vs. Washington, a 3-2 win, becoming oldest player to go 4x4 or better in a game since 45-year-old Pete Rose went 5x5 as Reds' player/manager against Giants on August 11, 1986.
- Recorded four, two, and four hits respectively in a three-game span from May 21-23, becoming first Major Leaguer age 42 or older to collect 10 hits over a three-game span since Hall of Famer Cap Anson did it, also at 42, in August of 1894. He also tied a Club record for most hits in a three-game span, joining Hanley Ramirez (2010), Luis Castillo (2003), and Preston Wilson (2001).
- Also, became only player in Major Leagues since 1913 to have multiple four-hit games after age of 42 years, 113 days. Pete Rose was oldest to have one such game, when he had five at 45.119 on August 11, 1986 vs. San Francisco. The others older

HONORS AND AWARDS

(CONTINUED FROM PREVIOUS PAGE)

2005.....	AL ALL-STAR RAWLINGS® GOLD GLOVE AWARD (AL OUTFIELD)
2004.....	AL ALL-STAR RAWLINGS® GOLD GLOVE AWARD (AL OUTFIELD) AL PLAYER OF THE MONTH (AUGUST) AL PLAYER OF THE WEEK (AUG. 2-8)
2003.....	AL ALL-STAR RAWLINGS® GOLD GLOVE AWARD (AL OUTFIELD)
2002.....	AL ALL-STAR RAWLINGS® GOLD GLOVE AWARD (AL OUTFIELD)
2001.....	AL MOST VALUABLE PLAYER AL ROOKIE OF THE YEAR AL ALL-STAR RAWLINGS® GOLD GLOVE AWARD (AL OUTFIELD) LOUISVILLE SLUGGER® SILVER SLUGGER™ AWARD (AL OUTFIELD) AL ROOKIE OF THE MONTH (APRIL, MAY, AUGUST & SEPTEMBER)

than Ichiro were Sam Rice (44,138 on July 8, 1934 vs. White Sox), Carlton Fisk (43,115 on May 10, 1991 at Toronto), Honus Wagner (43,109 on June 13, 1917 vs. New York Giants), Carl Yastrzemski (42,286 on June 4, 1982 at California) and Rickey Henderson (42,273 on September 24, 2001 at Colorado).

- Came off bench June 3 vs. the Mets as a pinch hitter in the seventh inning and ended up with two stolen bases. He was oldest player since at least 1913 to steal two bases in a game after coming off bench, and fourth-oldest ever with two steals in a game. On June 16, 2005, Julio Franco stole two bases at 46 years, 297 days to become the oldest with two steals. Rickey Henderson had three such games, doing so on May 29, 2002 (43.155), September 7, 2001 (42.256) and Sept. 2, 2001 (42.251). Honus Wagner was the other, stealing two bases at age 43.109 on June 13, 1917.
- Triple on August 7 was 116th of career between MLB and Japan, breaking tie with Yutaka Fukumoto for career mark by a Japanese player.
- Stole 508th career base at Citi Field against the Mets on August 29, his final steal of 2016; finished season six behind Barry Bonds and Willie Keeler (514) for 34th on all-time stolen base list.
- In eighth inning on September 6 against Philadelphia, connected for first home run of the season, 114th of his career and the first as a pinch-hitter.
- Recorded 900th multi-hit game of career on Sept. 13 at Atlanta. Among players in the modern era (since 1900), his 900 multi-hit games rank 15th all-time. Among players who debuted in the last 40 years (since 1977), only Derek Jeter (1,014), Paul Molitor (967), Tony Gwynn (951), and Eddie Murray (934) recorded more multi-hit games.

MAJOR LEAGUE CAREER HIGHLIGHTS

- Started 89 games for Miami in 2015, hitting .235 (78x332) with five doubles, five triples, a home run, 19 RBI, and nine steals.
- Was one of seven qualifying MLB outfielders to post perfect 1.000 fielding percentage; only other Marlins' OF to accomplish the feat was Juan Encarnacion in 2003.
- Has 498 career SB, most among active players.



HONORIFICS | HIGHLIGHTS | PLATES | 2016 IN REVIEW | CLUB HISTORY | POSTSEASON HISTORY | PLATE INFORMATION | 2017 PROSPECTS | ANNUAL INFORMATION

- Enters 2016 one triple shy of tying Yutaka Fukumoto for career mark for Japanese player (115).
- Made first career pitching appearance on October 4 at Philadelphia; only two other players have ever pitched in an MLB game after producing as many career MLB hits as Ichirō (2,935): Ty Cobb and Wade Boggs.
- Had 24 hits in August, most hits in a month in his career since July 2013 (29).
- Recorded 10,000th PA on August 25, joining Alex Rodriguez, Adrian Beltre and Jimmy Rollins as only active players with 10,000+ PA.
- Became oldest player in Club history with four-plus hits, going 4x5 on Aug. 18 at Milwaukee at 41 years, 301 days (previously, Andre Dawson, 4 H, 41 years & 272 days old).
- Became 38th player in MLB history to reach 2,900 hits on July 29 vs. Washington.
- Had 45 plate appearances as a pinch hitter (9x42, 3 bb), the most of his career, far surpassing previous high of 15 in 2014.
- His nine pinch hits were tied for 16th in MLB.
- Recorded season-high four hits on August. 18 at Milwaukee: first four-hit game since July 28, 2013 vs. Tampa Bay.
- On April 29 vs. the Mets, hit first home run with Miami, and just third of career in an NL park (July 6, 2001 at the Dodgers, June 14, 2010 at St. Louis).
- Became first Japanese player in Club history with a PH appearance on Opening Day vs. Atlanta (April 6); it was also his first career appearance at Marlins Park.
- Hit .284 (102x359) with 42 runs, 13 doubles, two triples, a home run, 22 RBI and 15 steals in 143 games (86 starts in RF, six in LF, two in CF and one at DH) with the Yankees in 2014.
- At age 40, became oldest player ever with at least 10 steals for Yankees in one season. Was first Major Leaguer to steal at least 15 bases in a season at age 40 or older since Rickey Henderson had 25 for Padres in 2001 at age 42. - *Elias*.
- Played in 3,018th professional game (2,067 in MLB and 951 in Japan) in April 9 loss vs. Baltimore, most by any player who has appeared in a professional game in Japan. Previous record was held by Katsuya Nomura (3,017 games, all in Japan).
- Eighth-inning pinch-hit single on July 10 at Cleveland was 2,800th Major League hit.
- Hit only home run of season on July 25 vs. Toronto, first home run since Aug. 30, 2013 (294 at-bats).
- Hit .352 (19x54) in 26 games in August.
- Recorded his 2,841st career Major League hit with fifth-inning double in Sept. 23 loss vs. Baltimore, surpassing Charlie Gehringer (2,840) for sole possession of 47th place on MLB's all-time hits list.
- His 136 hits in 2011 were his fewest in any season of his ML career, snapping stretch of recording at least 150 in each season from 2001-12.
- Batted fifth in Yankees' starting lineup in three straight games (May 3-5 vs. Oakland) after never previously hitting in that slot in Majors.
- Went hitless in a career-high-tying five straight games from May 11-15 (third time, also July 1-6, 2012 and July 31-Aug. 5, 2005, both with Seattle). Snapped the 0x22 stretch with a seventh-inning single on May 16 vs. Seattle.
- Hit second career walk-off home run on June 25 vs. Texas (other, Sept. 18, 2009 vs. Yankees with Seattle). Was also fifth walk-off hit of career, first since June 2, 2010 vs. Minnesota.
- Played in 2,000th career ML game on July 14 vs. Minnesota, hitting a solo HR and going 3x5 with two runs and two RBI.
- Recorded 4,000th career hit (2,722 in MLB and 1,278 in Japan) on Aug. 21 vs. Toronto, a first-inning single to left off R.A. Dickey. Became third player to reach 4,000-hit plateau when considering hits from the highest levels in U.S. and Japan, joining Pete Rose (4,256) and Ty Cobb (4,191).
- Played in 162 games in 2012, tying the Cubs' Starlin Castro, Detroit's Prince Fielder and Baltimore's Adam Jones for ML lead.
- Made 26 starts in LF after having made just one start in LF in his career prior to 2012 (2001 ALCS Game 5 with Seattle at Yankees). According to *Elias*, had started 1,798 ML games in OF prior to the game (1,533 in RF, 265 in CF). The last player to start in LF for first time in regular season after starting as many games at other OF positions was Kenny Lofton (1,932 starts in CF and RF) before starting in LF for 2007 Cleveland Indians.
- His 73 hits for Yankees after midseason trade from Seattle were most by a Yankees midseason acquisition since David Justice had 84 for 2000 Yankees after being acquired from Cleveland.
- Opened the season with Seattle. In 95 games, batted .261 (105x402) with 49 runs, 15 doubles, four home runs, 28 RBI and 15 steals (17 attempts).
- Recorded 100th career outfield assist on May 11 loss Yankee Stadium, throwing out Robinson Cano at second base.
- Homered twice in June 2 win at Chicago-AL; first multi-homer game since Aug. 21 2010 at Yankee Stadium.
- Collected 2,500th ML hit on June 19 at Arizona.
- Made Yankees debut in July 23 win at Seattle, batting eighth and playing right field.
- With 2,533 hits, had third-highest total by any player at time of debut for Yankees, behind only Paul Waner (3,151 in 1944) and Ivan Rodriguez (2,584 in 2008). - *Elias*
- Hit safely in each of first 12 games as a Yankee from July 23-Aug. 5, longest hitting streak by a Yankee acquired during season and tying longest hitting streak for any player to begin Yankees career (also Don Slaught in 1988).
- Had exactly one hit in each of the 12 games, a franchise record for most consecutive games with exactly one hit. Did not strike out during that stretch, marking longest streak of one-hit games with zero strikeouts by any ML player in Live Ball Era, surpassing Enos Slaughter (1939) and Yogi Berra (1953), who each had 10-game streaks.
- According to *Elias*, was longest streak of its kind in Majors since Willy Aybar had exactly one hit in 13 consecutive games in 2006 with the Dodgers.
- Notched 100th career home run, first with Yankees, on July 30 vs. Baltimore.
- On Aug. 6 at Detroit, struck out in second at-bat, snapping streak of 55 plate appearances without a strikeout, and 49 plate appearances without a walk or strikeout. According to *Elias*, was longest stretch without walk or strikeout by a Yankee since Steve Sax in 1991 (55 PA).
- Tied career high with five RBI on Aug. 10 at Toronto (also, Sept. 20, 2003 at Oakland and Aug. 17, 2004 at Kansas City).
- Hit 300th career double in eighth inning on Aug. 16 vs. Texas.
- Batted .385 (35x91) in September, trailing only Minnesota's Joe Mauer (.388) for highest September average in AL. Also, had nine steals during the month, his highest stolen base total in a calendar month since April 2011 (10).
- Collected nine hits in three-game series vs. Toronto from Sept. 19-20, marking ninth time in career he collected at least nine hits in a three-game series, and first since May 15-17, 2007 vs. Angels (also nine hits). According to *Elias*, became first player in franchise history to record at least nine hits, one home run

and four steals in a series of three-or-fewer games, and first Major Leaguer with such a series since Colorado's Ellis Burks in Sept. 1996 vs. Atlanta (10 hits, one homer, four steals in three games).

- Combined to go 7x8 with four steals in doubleheader vs. Toronto on Sept. 19. Marked first time with at least three hits in each game of doubleheader, and third time with at least six hits in doubleheader (also, 6x11 on June 8, 2003 at Mets and 6x6 on Aug. 3, 2004 at Baltimore).
- Became seventh Yankee since 1969 to record at least three hits in each game of a doubleheader, joining Derek Jeter (2008), Johnny Damon (2006), Willie Randolph (1987), Dave Winfield (1983), Matty Alou (1973) and Roy White (1972).
- According to *Ellis*, became fourth player in Modern Era (since 1900) to record at least seventh hits and four steals on one day, joining the Dodgers' Maury Wills on Aug. 7, 1960 (7 hits/4 steals), Detroit's Johnny Neun on July 9, 1927 (7/5) and Ty Cobb on Oct. 2, 1907 (7/4).
- Was 4x4 with four steals in Game 2 of the doubleheader, tying career high for steals and marking second career game with four hits and four steals (also, July 20, 2004 vs. Boston).
- Became first Major Leaguer with at least four hits and four steals in same game since Texas' Julio Borbon on Aug. 15, 2009 vs. Boston, and joined Rickey Henderson (five hits, four steals on April 11, 1988 at Toronto) as the only players in Yankee history to accomplish the feat.
- Joined Kenny Lofton (twice), Rickey Henderson (twice) and Carl Crawford (twice), as only players with multiple such games in Live Ball Era.
- Was named AL Player of the Week for period ending Sept. 23. During that stretch, batted .600 (15x25) with seven runs, three doubles, two home runs, five RBI and six steals, with five multi-hit games in six contests.
- Batted .275 (11x40) with three runs, two doubles, a home run and five RBI in nine postseason games with Yankees.
- In **2011**, had string of 10 consecutive seasons with 200 hits, an average of .300 or better, and an All-Star Game selection snapped.
- Ranked among AL leaders in games played (161, T-first), at-bats (677, first), stolen bases (40, third), singles (154, third), plate appearances (721, third), multi-hit games (59, T-fifth), intentional walks (13, T-sixth) and hits (184, ninth).
- Set Mariners all-time hits record on 10th anniversary of his ML debut in April 2 win at Oakland. Surpassed Edgar Martinez with career hit 2,248 on a ninth-inning infield single.
- Hit four leadoff home runs (June 28 vs. Atlanta, Aug. 13 vs. Boston, Aug. 22 at Cleveland, Sept. 8 vs. Kansas City).
- Did not play June 10 at Detroit, snapping string of 255 consecutive games played dating back to Sept. 1, 2009.
- Recorded 10th consecutive 200-hit season in **2010** and was named to 10th consecutive All-Star Game (ninth as starter). Also won 10th consecutive Gold Glove, tying Ken Griffey Jr. and Al Kaline for AL record; became sixth OF and 16th position player with 10 career Gold Gloves.
- Led Majors in hits (214) for fifth consecutive season, and seventh time in career (also 2001, '04, '06-10). Tied Ty Cobb and Pete Rose as only players all-time to lead Majors in hits seven seasons in a career, and became only player to lead either AL or NL in hits in five straight seasons; tied Rose for most 200-hit seasons in a career (10), breaking AL record of nine by Ty Cobb.
- Led the AL in hits (214), multi-hit games (69), games (162), infield hits (59), singles (175) and at-bats (680); also tied for fifth in stolen bases (42) and was seventh in batting average

(.315) Started all 162 games (160 in RF, two at DH), tying the Dodgers' Matt Kemp for ML lead.

- Reached base safely in 137 games, hitting safely in 130.
- Was named to 10th consecutive All-Star Game, tying Ken Griffey Jr. (1990-99) as franchise leader in consecutive All-Star selections. Batted leadoff in Midsummer Classic for ninth time, breaking all-time record set by Willie Mays and Rod Carew.
- Tied career high with four steals on Aug. 4 vs. Texas (second time).
- Recorded his 2,200th career ML hit on Sept. 1 vs. Angels. Recorded milestone hit in 1,559th career game, becoming fastest to reach 2,200 hits over the last 65 years; previous quickest were Stan Musial (1,669) and Tony Gwynn (1,693).
- Scored 1,000th career run on June 5 vs. Angels, and played in 1,500th career game on June 26 at Milwaukee.
- Tied career high (fifth time) with seven consecutive multi-hit games from May 8-15. Batted .567 (17x30) with three doubles, triple, home run during streak.
- In third at-bat on May 2 vs. Texas, grounded into double play for first time since April 15, 2009, span of 736 at-bats. Was longest streak without a GDP since Tony Womack (918) from May 30, 1997 to Aug. 4, 1998, and third-longest since 1920.
- Recorded 200th hit on Sept. 23 at Toronto; named AL Player of the Week for Sept. 20-26, his third AL weekly honor (.444/12x27).
- Recorded his record-breaking ninth consecutive 200-hit season in **2006**, and won ninth straight Gold Glove, his third career Silver Slugger Award, and was named to Sporting News AL All-Star team.
- Set a Major League record with fifth season of at least 220 hits, most all time.
- Led AL in hits (225), multi-hit games (73), infield hits (59) and intentional walks (15); also ranked second in batting average (.352) and had longest hitting streak in AL (27 games).
- Named to ninth consecutive All-Star Game.
- Led Majors in singles (179) for sixth straight season and eighth time in career (setting a ML record). Recorded a hit in 60-of-63 games from May 6-July 17 (.383/106x277), becoming first player since Joe DiMaggio in 1941 (75-of-78) to record at least one hit in 60-of-63 games.
- Recorded three walk-off hits: July 28 vs. Toronto (single, first walk-off of ML career), Sept. 17 vs. White Sox (single), and Sept. 18 vs. Yankees (two-run home run off Mariano Rivera).
- Began year on disabled list from March 31-April 15 with severe fatigue and stomach ulcer. Missed first Opening Day, and 16 games during season, after missing only 16 games in previous eight seasons with Mariners.
- Hit 28th career lead-off home run in 1-0 victory over Tampa Bay on April 23. Marked 22nd time in ML history and second in Mariners history that a leadoff homer stood as only run in a 1-0 victory (also, Greg Briley, June 19, 1992 at Minnesota).
- Reached base safely in a career-high 43 consecutive games from April 28 (Game 2) through June 14. Streak was tied for second longest in Club history.
- Tied all-time Japanese hits record with 3,085th career hit in his season debut on April 15 vs. Angels, and broke mark with hit No. 3,086 the next day, also vs. Angels. Passed Isao Harimoto for record.
- On April 15 vs. Angels, went 2x5 with a grand slam, becoming fourth Mariner to hit a grand slam in first game of season, joining Jay Buhner (June 1, 1990 vs. Detroit), Jim Presley (April 8, 1986 vs. Angels) and Leon Roberts (April 9, 1978 vs. Minnesota).

ALPHABETICALLY | HISTORICAL | PLAYERS | 2011 IN REVIEW | TEAM HISTORY | POSITIONAL HISTORY | PLAYER DEVELOPMENT | 2012 PROSPECTS | ANNUAL INFORMATION



- Set club record and career high with 27-game hitting streak from May 6-June 3, batting .398 (.47x118). Was seventh career 20-game streak, tying George Sisler for fourth-most all-time, trailing only Willie Keeler, Ty Cobb and Pete Rose (eight each).
- Recorded 22-game home hitting streak from June 6-Aug. 7 (.474/.46x97). Marked longest hitting streak in Safeco Field history and tied for second-longest home hitting streak in Club history (Harold Reynolds, 25 in 1991).
- Tallied career hit No. 2,000 with leadoff double on Sept. 6 at Oakland. Reached milestone in 1,402 career games, second-fastest in history (Al Simmons, 1,390).
- Was held hitless in consecutive games on Sept. 26 & 27, snapping a string of 180 consecutive games without going hitless in back-to-back games. Had last been held hitless in consecutive games from Aug. 13-15, 2008. The 180-game streak was longest since Doc Cramer in 1934-35 (192).
- During Spring Training, helped lead Japan to World Baseball Classic title for the second time (also 2006).
- Batted .273 (12x44) with seven runs, two doubles, a triple and five RBI in nine games; recorded game-winning RBI with two-run single in 10th inning vs. Korea in championship game.
- Tied Dustin Pedroia for ML lead in hits in 2008, and became first player to lead Majors in hits (either outright or tied) in each of three consecutive seasons.
- Made eighth consecutive trip to All-Star Game, starting in right field and batting leadoff.
- Recorded 300th career stolen base on June 11 at Toronto.
- Reached 3,000 hits for career (Japan and Mariners) on July 29 at Texas.
- Finished second in AL batting race in 2007 at .351 (238x678) behind Magglio Ordoñez (.363). At the time, became only active player to record three full seasons hitting .350-or-higher (.350 in 2001, .372 in 2004).
- Was named MVP of All-Star Game in San Francisco, going 3x3 with first inside-the-park home run in history of Midsummer Classic. Became fourth leadoff hitter in ASG history to be named MVP (also Bo Jackson in 1989; Joe Morgan in 1972; and Willie Mays in 1968).
- Made one error (Sept. 12 vs. OAK) in 433 total chances.
- Had streak of 45 consecutive stolen bases come to end on May 17 vs. Angels; marked longest such stretch in AL history, surpassing previous mark of 40.
- Played 1,000th career ML game on May 24 at Tampa Bay. His 1,414 hits within first 1,000 ML games ranked second all-time since 1900 behind only Al Simmons (1,443).
- Recorded 25-game hitting streak from May 7-June 1, batting .411 (.46x112) over that stretch; broke Mariners' club record of 24 games set by Joey Cora in 1997.
- In 2006, recorded sixth consecutive 200-hit season, batting .322 (.224x695); led Majors in hits for third time in career.
- Stole 45 bases in 47 attempts (95.7 percent). Was not caught in any of final 39 attempts from April 29 to end of season, setting a Club record and a single-season AL record.
- Compiled 18-game hitting streak from May 5-24 (.416/.32x77) and a 20-game hitting streak from May 30-June 21 (.472/.42x89).
- Did not start Aug. 18 for first time since June 26, 2005 at San Diego, snapping stretch of 209 consecutive starts before pinch-hitting in eighth.
- Did not appear on Sept. 26 vs. Oakland for first time since July 10, 2004, ending streak of consecutive games played at a Club-record 396 contests.
- Set a career high in triples (12) and home runs (15) in 2005, and was one of only six AL players to appear in 162 games.
- Ranked among AL leaders in at-bats (first), hits (second), triples (second), intentional walks (23, second), multi-hit games (60, third), steals (fifth) and runs (eighth).
- Set Club record with 12 triples, surpassing Harold Reynolds (11 in 1988).
- Collected 1,000th career hit on June 14 vs. Philadelphia (single in first inning off Jon Lieber). It was his 696th career game, becoming third player since 1900 with 1,000 hits in less than 700 games; was also third player to collect 1,000 hits in first five seasons.
- Hit career-high .372 (262x704) in 2004, and established all-time ML single-season record with 262 hits, passing George Sisler's mark of 257 set in 1920.
- Also established all-time ML mark for most hits over any four-year span with 924. Previous mark was 918 by Bill Terry (1929-32).
- Led Majors and established Club record with .372 batting average.
- Also set Club record with 80 multi-hit games, most in Majors during Division Play era (1969), set a ML record for most singles (225), and led Majors with 57 infield hits.
- Had career-high five hits four times (July 29 at Angels; Aug. 3 at Baltimore-Game 1; Sept. 4 at White Sox; Sept. 21 at Angels). Became just fifth player all-time with at least four games of at least five hits in a season, joining Tony Gwynn (1993), Stan Musial (1948), Ty Cobb (1922), and Willie Keeler (1897).
- Had 50 hits in a month three times (50 in May, 51 in July, 56 in August). Became first player with consecutive 50-hit months since Joe Medwick in 1936 (50 in July, 52 in August).
- The 56 hits in August were a Club record for hits in a month, and most hits in a month by a player since Jeff Heath had 58 in August, 1938.
- Became first player with four 50-hit months (also, 51 hits in Aug. 2001) in a career since Pete Rose (Aug. 1966; Aug. 1968; July 1973; Sept. 1979).
- Led Majors with 704 at-bats, just third player ever with 700 at-bats in a season, joining Willie Wilson (705 in 1980) & Juan Samuel (701 in 1984).
- Collected 2,000th hit of professional career (MLB & Japan) with fifth-inning single on May 21 vs. Detroit.
- Left game on Aug. 18 at Kansas City with mild concussion after being hit by a pitch.
- Recorded 200th hit of season (a home run) on Aug. 26 vs. Kansas City, becoming fastest player, by date, to reach 200 hits in Division Play era. Was team-game No. 126, the fastest Major Leaguer to 200 hits in team games since 1930: Bill Terry (119) and Chuck Klein (125).
- Had eight hits in eight at-bats over two games from Sept. 21-22.
- Recorded hit No. 257 and No. 258 in Oct. 1 win vs. Texas, both off Ryan Drese, tying and passing George Sisler for single-season record.
- Final hit, No. 262, came on Oct. 3 vs. Texas, a single to center in eighth inning off Brian Shouse.
- Led Majors with 66 multi-hit games in 2003.
- Also ranked among AL leaders in hits (second), stolen bases (fifth), batting average (seventh), runs (tied for seventh) and triples (tied for eighth).
- Had 12 outfield assists, fourth most in AL.
- Led Majors in All-Star balloting for third consecutive season with 2,130,708 votes.
- Hit first career grand slam on July 18 at Kansas City.

- In **2002**, finished among AL leaders in hits (second), at-bats (third), multi-hit games (third), triples (tied for third), batting average (fourth), stolen bases (tied for fourth), runs (ninth) and on-base percentage (10th). Recorded Club-record 27 intentional walks.
- Became first Mariner ever with multiple 200-hit seasons, and just sixth player all time with at least 200 hits in first two ML seasons; set a record for most hits in a player's first two ML seasons with 450.
- Established Club record with five leadoff home runs.
- Led Majors in All-Star balloting (2,516,016 votes) for second straight season; was starting right-fielder in All-Star Game (Ox2).
- Recorded first multi-homer game on July 13 win at Tampa Bay, including third lead-off home run.
- Had a bases-loaded walk in 11th inning to walk-off Mariners in 6-5 win on Sept. 16 vs. Texas.
- In first year in Majors in **2001**, batted .350 (242x692) with 127 runs, 34 doubles, eight triples, eight home runs, 69 RBI and 56 steals in 157 games.
- Became first Japanese-born position player to play in Majors and was voted AL MVP and Rookie of the Year by BBWAA, joining Boston's Fred Lynn (1975) as just second player in either league to win Rookie of the Year and MVP in same season.
- Led Majors in batting average and stolen bases, becoming first player to do so since Jackie Robinson in 1949, and just second rookie all-time to lead either league in batting, joining Tony Oliva in 1964.
- Set ML rookie record for singles (192), set AL rookie mark for hits and at-bats, and set Club record with 242 hits, becoming just third rookie since 1964 to collect 200 hits (also Nomar Garciaparra in 1997 and Kevin Seitzer in 1987).
- His 242 hits were most in Majors since 1930.
- Also set Club records for most games with a hit (135, tying the Major League mark), multi-hit games and infield singles.
- His 56 stolen bases led AL and were third-most in Club history.
- Named AL Rookie of the Month for April, May, August and September.
- Had a 23-game hitting streak from April 22-May 18 (.386/44x114), tying Moises Alou for longest in Majors.
- Reached safely in 38 consecutive games from April 22-June 4.
- Voted to start All-Star Game, leading Majors with 3,373,035 votes. Became sixth rookie ever voted to start an All-Star Game (first since Sandy Alomar in 1990) and first rookie OF to start an All-Star Game since Tony Oliva in 1964.
- Started in CF and was 1x3, including a first-inning infield single off Randy Johnson.
- Collected 200th hit on Aug. 28 at Tampa Bay in team game No. 132. Matched Darin Erstad (in 2000 with Angels) for fewest games needed to reach 200 hits in Majors since Joe Medwick in 1935 (131) and the fastest in AL since Al Simmons in 1925 (125).
- Started all 10 games in 2001 postseason.
- Set AL Division Series five-game series record with a .600 (12x20) batting average; tied Edgar Martinez' ALDS five-game series record with 12 hits.

JAPAN HIGHLIGHTS

- Played nine seasons with the Orix Blue Wave in Japan's Pacific League... led the Pacific League in batting average for a Japanese-record seven consecutive seasons from 1994-2000... was a three-time league MVP (1994-96) and was named to the Pacific League's "Best Nine" for seven

consecutive years... won seven consecutive Gold Gloves for his solid defense and strong arm in right field... was originally selected by Orix in the fourth round of the Japanese Draft, in November 1991... established a Japanese record by going 216 straight plate appearances without striking out from 4/16-6/25/97.

PERSONAL/MISCELLANEOUS

- Ichiro (ee-chee-row) Suzuki (soo-zoo-kee)... resides in Kobe, Japan, with wife, Yumiko... graduated from Aikoudai Meiden High School in March 1992... was the first Japanese position player to sign with a Major League club... was the third Japanese player to sign with the Mariners: RHP Kazuhiro Sasaki (12/18/99) and RHP Mac Suzuki (9/5/93)... helped lead Japan to back-to-back titles in the World Baseball Classic in 2006 and 2009...voted 2001 Seattle P-I Sports Star of the Year... won the Buck Leonard Legacy Award (2001, 2004), the James "Cool Papa" Bell Legacy Award (2001) and the Larry Doby Legend Award (2001) from the Negro League Baseball Museum... was voted Players' Choice AL Most Outstanding Player in 2004... was a finalist for the 2007 Hank Aaron Award... was Mariners nominee for 2008 Heart and Hustle Award... was named to the Sporting News All-Decade team (2000's)... won the Fielding Bible Award in 2006, 2009 and 2010.



Ichiro Suzuki following 3,000th Major League hit, August 7, 2016 at Colorado. Photo courtesy of Denis Bancroft.

SUZUKI'S BATTING HISTORY

YEAR	CLUB	AVG.	G	AB	R	H	2B	3B	HR	RBI	SH	SF	HBP	BB	SO	SB	CS	OPB	SLG	E
1992	ORIX (NPB)	.253	40	95	9	24	5	0	0	5	1	0	0	3	11	3	2	.276	.305	0
1993	ORIX (NPB)	.188	43	64	4	12	2	0	1	3	1	0	0	2	7	0	2	.212	.266	0
1994	ORIX (NPB)	.385	130	546	111	210	41	5	13	54	7	2	10	51	53	29	7	.445	.549	5
1995	ORIX (NPB)	.342	130	524	104	179	23	4	25	80	0	3	18	68	52	49	9	.432	.544	2
1996	ORIX (NPB)	.356	130	542	104	193	24	4	16	84	0	4	9	56	57	35	3	.422	.504	2
1997	ORIX (NPB)	.345	135	536	94	185	31	4	17	91	0	5	4	62	36	39	4	.414	.513	2
1998	ORIX (NPB)	.358	135	506	79	181	36	3	13	71	0	2	7	43	35	11	4	.414	.518	3
1999	ORIX (NPB)	.343	103	411	80	141	27	2	21	68	0	5	7	45	46	12	1	.412	.572	0
2000	ORIX (NPB)	.387	105	395	75	153	22	1	12	73	0	6	4	54	36	21	1	.460	.539	4
2001	SEATTLE	.350	157	692	127	242	34	8	8	69	4	4	8	30	53	56	14	.381	.457	1
2002	SEATTLE	.321	157	647	111	208	27	8	8	51	3	5	5	68	62	31	15	.388	.425	3
2003	SEATTLE	.312	159	679	111	212	29	8	13	62	3	1	6	36	69	34	8	.352	.436	2
2004	SEATTLE	.372	161	704	101	262	24	5	8	60	2	3	4	49	63	36	11	.414	.455	3
2005	SEATTLE	.303	162	679	111	206	21	12	15	68	2	6	4	48	66	33	8	.350	.436	2
2006	SEATTLE	.322	161	695	110	224	20	9	9	49	1	2	5	49	71	45	2	.370	.416	3
2007	SEATTLE	.351	161	678	111	238	22	7	6	68	4	2	3	49	77	37	8	.396	.431	1
2008	SEATTLE	.310	162	686	103	213	20	7	6	42	3	4	5	51	65	43	4	.361	.386	5
2009	SEATTLE	.352	146	639	88	225	31	4	11	46	2	1	4	32	71	26	9	.386	.465	4
2010	SEATTLE	.315	162	680	74	214	30	3	6	43	3	1	3	45	86	42	9	.359	.394	4
2011	SEATTLE	.272	161	677	80	184	22	3	5	47	1	4	0	39	69	40	7	.310	.335	4
2012	SEATTLE	.261	95	402	49	105	15	5	4	28	0	4	0	17	40	15	2	.288	.353	1
	YANKEES	.322	67	227	28	73	13	1	5	27	5	1	2	5	21	14	5	.340	.454	0
2013	YANKEES	.262	150	520	57	136	15	3	7	35	6	2	1	26	63	20	4	.297	.342	3
2014	YANKEES	.284	143	359	42	102	13	2	1	22	2	2	1	21	68	15	3	.324	.340	1
2015	MIAMI	.229	153	398	45	91	5	6	1	21	5	4	0	31	51	11	5	.282	.279	0
2016	MIAMI	.291	143	327	48	95	15	5	1	22	3	2	3	30	42	10	2	.354	.376	1
	NPB TOTALS	.353	951	3619	658	1278	211	23	118	529	9	27	59	384	333	199	33	.421	.522	18
	MLB TOTALS	.313	2500	9689	1396	3030	356	96	114	760	49	48	54	626	1037	508	116	.356	.405	38

PITCHING HISTORY

YEAR	CLUB	W-L	ERA	G	GS	CG	SHO	SV	SVO	IP	H	R	ER	HR	HB	BB	SO	WP	BK
2015	MIAMI	0-0	0.00	1	0	0	0	0	0	1.0	2	1	1	0	0	0	0	0	0

POSTSEASON HISTORY

YEAR	CLUB	SERIES	AVG.	G	AB	R	H	2B	3B	HR	RBI	SH	SF	HBP	BB	SO	SB	CS	OBP	SLG	E
2001	SEA/CLE	ALDS	.600	5	20	4	12	1	0	0	2	0	0	0	1	0	1	2	.619	.650	1
	SEA/NYY	ALCS	.222	5	18	3	4	1	0	0	1	0	0	0	4	4	2	0	.364	.278	0
2012	NYY/BAL	ALDS	.217	5	23	2	5	2	0	0	3	1	0	0	1	3	1	1	.250	.304	0
	NYY/DET	ALCS	.353	4	17	1	6	0	0	1	2	0	0	0	1	2	0	0	.389	.529	0
	DIVISION SERIES		.395	10	43	6	17	3	0	0	5	1	0	0	2	3	2	3	.422	.465	1
	CHAMPIONSHIP SERIES		.286	9	35	4	10	1	0	1	3	0	0	0	5	6	2	0	.375	.400	0
	TOTALS		.346	19	78	10	27	4	0	1	8	1	0	0	7	9	4	3	.400	.436	1



SUZUKI'S ALL-STAR HISTORY

YEAR	CLUB/TM, SITE	AVG.	G	AB	R	H	2B	3B	HR	RBI	SH	SF	HBP	BB	SO	SB	CS	OPB	SLG	E
2001	AL/SEA, SEA	.333	1	3	0	1	0	0	0	0	0	0	0	0	0	0	0	.333	.333	0
2002	AL/SEA, MIL	.000	1	2	0	0	0	0	0	0	0	0	0	0	0	0	0	.000	.000	0
2003	AL/SEA, CHW	.000	1	1	1	0	0	0	0	0	0	0	0	2	0	0	0	.667	.000	0
2004	AL/SEA, HOU	.250	1	4	1	1	1	0	0	0	0	0	0	0	0	0	0	.250	.500	0
2005	AL/SEA, DET	.500	1	2	0	1	0	0	0	2	0	0	0	0	0	0	0	.500	.500	0
2006	AL/SEA, PIT	.000	1	3	0	0	0	0	0	0	0	0	0	0	1	0	0	.000	.000	0
2007	AL/SEA, SF	1.000	1	3	1	3	0	0	1	2	0	0	0	0	0	0	0	1.000	2.000	0
2008	AL/SEA, NYY	.333	1	3	0	1	0	0	0	0	0	0	0	1	0	0	0	.333	.333	0
2009	AL/SEA, STL	.333	1	3	0	1	0	0	0	0	0	0	0	0	0	0	0	.333	.333	0
2010	AL/SEA, LAA	.000	1	2	0	0	0	0	0	0	0	0	0	0	1	0	0	.000	.000	0
TOTALS		.308	10	26	3	8	1	0	1	4	0	0	0	2	3	0	0	.357	.462	0

WORLD BASEBALL CLASSIC HISTORY

YEAR	CLUB	AVG.	G	AB	R	H	2B	3B	HR	RBI	SH	SF	HBP	BB	SO	SB	CS	OPB	SLG	E
2006	JAPAN	.364	8	33	7	12	1	0	1	5	2	0	1	4	1	4	0	.447	.485	0
2009	JAPAN	.273	9	44	7	12	2	1	0	5	0	0	0	0	2	1	0	.273	.364	1
TOTALS		.312	17	77	14	24	3	1	1	10	2	0	1	4	3	5	0	.354	.416	1

CAREER TRANSACTIONS

- 2015:** Signed by Miami as a free agent on January 28
- 2012:** Acquired by New York-AL from Seattle in exchange for RHP Danny Farquhar and RHP D.J. Mitchell on July 23
- 2000:** Signed by Seattle as a free agent on December 18



- Courtesy Colorado Rockies 2016

FRONT OFFICE

FIELD STAFF

PLAYERS

2016 IN REVIEW

CLUB HISTORY

POSTSEASON HISTORY

PLAYER DEVELOPMENT

2017 OPPONENTS

GENERAL INFORMATION

203





25 JUNICHI TAZAWA

PITCHER HT 6'2" WT 208 | BATS RIGHT THROWS RIGHT

MLB SERVICE 6 YEARS, 86 DAYS | MLB DEBUT AUGUST 7, 2009 VS. NYY (W/BOS) | BIRTHPLACE YOKOHAMA, JPN
 BORN JUNE 6, 1986 | OPENING DAY AGE 30 | CONTRACT STATUS SIGNED THROUGH 2018
 ACQUIRED SIGNED AS FREE AGENT ON DECEMBER 16, 2016

2016 SUMMARY

- Spent entire season with Boston, making 53 appearances and posting 4.17 ERA (49.2 ip/23 er) with 54 strikeouts and 14 walks.
- Issued 2.54 bb/9.0, highest mark of career (min. 40.0 ip); still ranked 38th among 98 qualified American League relievers (min. 0.93 batters faced/162 games).
- Went 0-1, 1.37 (19.2/3) over first 21 appearances, with .162 (11x68) average against; went 3-1, 6.00 (30.0/20) with .290 (36x124) average against in final 32 outings.
- Was 1-1, 3.62 in 35 first-half appearances, and 2-1, 5.19 in 18 second-half games.
- Posted 3.60 ERA (20.0/8) in seventh inning (25 games), but a 7.16 ERA (16.1/13) in eighth inning (23 games).
- Appeared in ninth inning just eight times, but tossed 8.0 perfect frames with four hits allowed, two walks, and seven strikeouts.
- Held left-handers to .207 (17x82) batting average.

MAJOR LEAGUE CAREER HIGHLIGHTS

- Made 61 appearances out of the Red Sox bullpen in **2015** and led club relievers in strikeouts (56) and holds (16).
- Allowed no runs in 46 of 61 appearances (75 percent).
- Posted 1.33 ERA (27.0 ip/4 er) with a .179 (17x95) average against over first 29 games (through 6/11), compared to 6.54 (31.2 ip/23 er) and .350 (48x137) average against over final 32 games.
- Allowed only one earned run over 17-game span from May 4-June 11, posting 0.59 ERA (15.1 ip).
- Began season with eight scoreless appearances (8.0 ip).
- That extended career-long scoreless innings streak, which began September 10, 2014, to 12.2 innings.
- In **2014**, led all Red Sox pitchers with career-high-tying 71 appearances (also 2013), and led staff with 16 holds.
- Allowed no runs in 55 of 71 games (77 percent).
- Began season with a then-career-long 10.0-inning scoreless streak that spanned 11 appearances.
- Issued more than one walk in a relief appearance for the first time in career on July 25 at Tampa Bay (0.2 ip, 2 bb); had made 158 relief appearances without walking more than one batter prior.
- Held opponents to a .045 AVG (1x22) over final eight games of the season beginning Sept. 1.
- Made first career Opening Day roster in **2013**.
- Led Red Sox relievers and ranked tied for seventh among AL relievers in holds (25).
- Set career highs in games (71), innings (68.1), wins (5), and strikeouts (72).

CAREER BESTS

INNINGS PITCHED	6.0 — 8/22/09 vs. NYY
STRIKEOUTS	6 — 8/11/09 vs. DET
SCORELESS IP	12.2 — 9/10/14 to 4/23/15
WIN STREAK	3 (2x) — LAST, 8/6/14 to 9/19/14
LOSS STREAK	5 — 8/2/15 to 4/6/16

MLB DISABLED LIST HISTORY

2016	RIGHT SHOULDER INFLAMMATION (JULY 4-22)
2010-11	RECOVERY FROM TOMMY JOHN (APRIL 3, 2010-JUNE 26, 2011)
2009	LEFT GROIN STRAIN (SEPTEMBER 21-SEASON)

HONORS AND AWARDS

2009	EASTERN LEAGUE MIDSEASON ALL-STAR
------	-----------------------------------

- Ranked tied for 10th among AL relievers in games.
- Finished with a so/bb ratio of 6.0 (72 so/12 bb), tied with Mariano Rivera for third among AL relievers.
- Finished fifth among AL relievers in bb/9.0 ratio at 1.6 (12 bb/68.1 ip).
- Allowed no runs in 51 of his 71 appearances (72 percent).
- Posted 0.98 ERA (18.1/2) in 11 games in which he pitched more than 1.0 inning.
- Was 2-0, 0.93 ERA (9.2/1) with no walks and 10 strikeouts over first nine games; did not issue a walk over first 11 games (11.1 ip).
- Made postseason debut and appeared in 13 games between all rounds, going 1-0, 1.23 ERA (7.1/1) and six holds.
- His six holds, a Red Sox single-postseason record, were the most for any pitcher in 2013 postseason, and his 13 games, also a club single-postseason record, were tied for the most in MLB with teammate Koji Uehara.
- Did not allow base runners in nine of 13 games and stranded 13 of 16 inherited runners.
- Held opponents to a .133 (2x15) average with RISP, with four strikeouts and two GDP.
- Earned win in pennant-clinching victory in Game 6 of ALCS vs. Detroit on October 19.
- Threw just 0.1 inning in that game, retiring Miguel Cabrera to end seventh inning and strand two inherited runners while trailing, 2-1.



- Appeared in five of six World Series games against St. Louis (exception was Game 5), and recorded holds in Games 4 and 6.
- Posted 1.43 ERA (44.0/7) over 37 relief appearances in three stints with Red Sox in **2012**: April 18-May 1 (0.00 ERA, 5 g, 5.0 ip); July 15-Aug. 24 (1.80 ERA, 20.0 ip/4 er); and Aug. 25-season (1.53 ERA, 17.2/3).
- His ERA ranked second in AL (third in Majors) among pitchers with at least 40.0 innings, trailing only Fernando Rodney (0.60); Since 1915, only 3 Red Sox had posted a lower single-season ERA while throwing at least 40.0 innings: Jonathan Papelbon in 2006 (0.92); Koji Uehara in 2013 (1.09); and Calvin Schiraldi in 1986 (1.41).
- Recorded 45 strikeouts and issued just five walks for a 9.0 so/bb ratio, tops in Majors among hurlers with at least 40.0 innings; at time it was second-best single-season so/bb ratio in Red Sox history among pitchers with at least 25.0 innings after Jonathan Papelbon's 9.6 in 2008.
- Was just third AL pitcher ever to post ERA under 1.50 and a so/bb ratio of at least 9.0 in a single season (min. 20.0 ip); others were Hall of Famer Dennis Eckersley (1990) and Mariano Rivera (2008).
- Was second-youngest Major Leaguer ever to do that, after Stephen Strasburg (2011).
- Led Majors (min. 40.0 ip) with 1.02 bb/9.0 ip, third-best single-season ratio by a Red Sox with at least 40.0 ip dating back to 1909, trailing only Bret Saberhagen in 1999 (0.83) and Mike Timlin in 2003 (0.97).
- Allowed just one home run to rank second among AL pitchers (min. 40.0 ip) with 0.20 HR allowed per 9.0.
- Retired his first batter faced in 27-of-37 appearances (73 percent).
- Earned first career save with 3.0 scoreless innings in 10- 3 win at Chicago-AL on April 26.
- Allowed opponent to take a lead in just once in 37 appearances, on Aug. 25 vs. Kansas City; in that outing, suffered first loss since Aug. 27, 2009 vs. Chicago-AL.
- Posted 0.84 ERA (10.2/1) in 10 appearances on no days of rest.
- Tossed perfect eighth inning on Sept. 23 vs. Baltimore for first career relief win and first win overall since Aug. 22, 2009 vs. Yankees.
- His **2011** debut with Red Sox delayed until Sept. 13, and limited to three relief appearances, due to recovery from Tommy John surgery and Minor League stint after being recalled from rehab on June 27.
- Was recalled to Boston on Sept. 13 and pitched that night vs. Toronto, first MLB game since Sept. 4, 2009 at Chicago-AL.
- Missed entire **2010** season recovering from Tommy John surgery; underwent surgery in Birmingham, Alabama on April 6.
- Made Major League debut with Boston in **2009** in first season in North America.
- Recalled from Triple-A Pawtucket on Aug. 7 and made Major League debut that night at the Yankees; took loss after coming on in relief (1.2 ip) in 14th inning and surrendering walk-off home run to Alex Rodriguez.
- In his debut, was one of three Japanese pitchers to appear in the game for Boston (also, Hideki Okajima & Takashi Saito), marking first time in Major League history that three Japanese pitchers appeared in same game for a Club.
- Won first career start, on Aug. 11 vs. Detroit; at 23 years, 66 days old, became youngest Japanese starter ever to win a Major League game.

- Went 2-2, 6.30 ERA (20.0/14) in four starts for BOS and 0-1, 11.81 ERA (5.1/7) in two relief appearances.
- Received a decision in each of his first five career appearances from Aug. 7-27 (2-3).
- Season ended on 9/21 when he landed on the 60-day DL with a mild left groin strain.

MINOR LEAGUE CAREER HIGHLIGHTS

- Began **2012** season with Triple-A Pawtucket.
- In 25 games with Paw Sox, all in relief, struck out 56 in 42.1 innings.
- Of 25 outings with Paw Sox, 14 were at least 2.0 innings.
- Held right-handers to .161 (14x87) average.
- His **2011** debut delayed until May 20, when he began six-game rehab stint (recovery from Tommy John surgery) with Single-A Salem.
- Activated on June 27 and optioned to Double-A Portland; promoted to Triple-A Pawtucket on Aug. 8.
- Combined to go 4-3, 3.86 ERA (37.1/16) with 46 strikeouts and 10 walks in 16 games (two starts) between the stops.
- Worked 1.2 scoreless innings of relief in Game 2 of International League semifinals on Sept. 9 at Lehigh Valley.
- Missed entire **2010** season recovering from Tommy John surgery; underwent surgery in Birmingham, Alabama on April 6.
- Began first season in North America in **2009** with Double-A Portland.
- Earned Eastern League midseason All-Star honors after going 8-5, 2.79 (87.0/27) in 16 starts in first half for Sea Dogs.
- Promoted to Pawtucket on July 26 and made two starts before promotion to Majors.
- Combined to go 9-7, 2.55 ERA (109.1/31) in 20 starts between Portland and Pawtucket.
- Finished fourth in Boston system in ERA.
- Pitched for Team World in All-Star Futures Game on July 12 in St. Louis; was slated to start the game but did not pitch due to a weather delay.

JAPAN HIGHLIGHTS

- Had four-year amateur career with Nippon Oil ENEOS of the Japan Industrial League prior to signing with Boston... went 14-3 with 11 saves and a 1.99 ERA (176.2/39) in 53 career appearances (13 starts)...in **2008**, final season in Japan, went 13-1 with five saves and a 0.80 ERA (113.0/10) in 21 games (11 starts)...struck out 114 batters and walked just 15...recorded six complete games, including four shutouts... earned MVP honors in the Sports Nippon Tournament after a career-high 18 strikeouts in a quarterfinals start on March 23, in September, helped Nippon Oil win the 32-team Intercity Baseball Tournament for first time in 13 years...appeared in all five of the ENEOS games from Sept. 1-9...earned the event's MVP award, going 4-0 with one save and a 1.27 ERA...led the ENEOS to semifinals of league's corporate championship in November...faced three batters over the minimum, allowing five hits with two walks and four strikeouts over 9.0 scoreless innings in first start of tournament...in his last start of competition, a quarterfinals match-up in Osaka on Nov. 21, allowed four hits and fanned 10 in a complete-game shutout... in **2007**, went 1-1 with six saves and 3.91 ERA (46.0/20) in 20 games (two starts) with the ENEOS...struck out 46 batters and walked 11...surrendered just one home run all season...in **2006**, did not record a decision over five relief outings, posting 7.45 ERA (9.2/8) with the ENEOS...recorded seven strikeouts and a walk...surrendered 14 hits, including one home run...in **2005**, was 0-1 with a 1.13 ERA (8.0/1) in seven games out of bullpen in first year with the Nippon Oil ENEOS.



PERSONAL/MISCELLANEOUS

- Junichi Tazawa...graduated high school from the Yokohama College of Commerce...was a member of the 2003 team that played in the Koshien Tournament, but did not appear in a game.

TAZAWA'S PITCHING HISTORY

YEAR	CLUB	W-L	ERA	G	GS	CG	SHO	SV	SVO	IP	H	R	ER	HR	HB	BB	SO	WP	BK
2009	PORTLAND	9-5	2.57	18	18	0	0	0	0	98.0	80	31	28	8	3	26	88	4	2
	PAWTUCKET	0-2	2.38	2	2	0	0	0	0	11.1	7	4	3	0	1	1	6	0	0
	BOSTON	2-3	7.46	6	4	0	0	0	0	25.1	43	23	21	4	3	9	13	0	0
2011	SALEM	0-1	6.05	6	6	0	0	0	0	19.1	20	13	13	4	3	6	13	0	0
	PORTLAND	3-2	4.70	8	2	0	0	0	0	23.0	20	12	12	3	2	7	27	3	0
	PAWTUCKET	1-1	2.51	8	0	0	0	0	1	14.1	14	4	4	1	0	3	19	0	0
2012	BOSTON	0-0	6.00	3	0	0	0	0	0	3.0	3	2	2	1	0	1	4	0	0
	PAWTUCKET	3-2	2.55	25	0	0	0	4	7	42.1	34	18	12	2	0	17	56	3	1
2013	BOSTON	1-1	1.43	37	0	0	0	1	1	44.0	37	7	7	1	2	5	45	0	0
	BOSTON	5-4	3.16	71	0	0	0	0	8	68.1	70	25	24	9	1	12	72	3	1
2014	BOSTON	4-3	2.86	71	0	0	0	0	5	63.0	58	23	20	5	0	17	64	5	0
2015	BOSTON	2-7	4.14	61	0	0	0	3	10	58.2	65	28	27	5	1	13	56	9	1
2016	BOSTON	3-2	4.17	53	0	0	0	0	2	49.2	47	23	23	9	1	14	54	4	0
MLB TOTALS		16-13	3.11	67	28	0	0	4	8	208.1	175	82	72	18	9	60	209	10	3
MLB TOTALS		17-20	3.58	302	4	0	0	4	26	312.0	323	131	124	34	8	71	308	21	2

POSTSEASON HISTORY

YEAR	CLUB	SERIES	W-L	ERA	G	GS	CG	SHO	SV	SVO	IP	H	R	ER	HR	HB	BB	SO	WP	BK
2013	BOS/TB	ALDS	0-0	0.00	4	0	0	0	0	0	2.1	1	0	0	0	0	0	2	1	0
	BOS/DET	ALCS	1-0	3.38	4	0	0	0	0	0	2.2	4	1	1	0	0	0	1	0	0
	BOS/STL	WS	0-0	0.00	5	0	0	0	0	0	2.1	1	0	0	0	0	1	3	0	0
TOTALS			1-0	1.23	13	0	0	0	0	0	7.1	6	1	1	0	0	1	6	1	0

CAREER TRANSACTIONS

2016: Signed by Miami as free agent on December 16

2008: Signed by Boston as international free agent on Dec. 3;
signed by Red Sox' scout Craig Shipley



- Courtesy Rob Foldy 2017



18

TOMÁS TELIS

CATCHER HT 5'8" WT 213 | BATS SWITCH THROWS RIGHT

MLB SERVICE: 134 DAYS | MLB DEBUT: AUGUST 25, 2014 AT SEATTLE (W/TEX) | BIRTHPLACE: EL TIGRE, VEN

BORN: JUNE 18, 1991 | OPENING DAY AGE: 25 | CONTRACT STATUS: SIGNED THROUGH 2017

ACQUIRED: IN THREE-PLAYER TRADE WITH TEXAS ON JULY 31, 2015

2016 SUMMARY

- Spent most of season with Triple-A New Orleans.
- Posted .310 (104x336) average for Zephyrs, best mark of career when getting minimum 200 at-bats.
- Also drew career-high 27 walks, as well as 45 RBI, second-highest total of career.
- Six home runs were his most since career-high 11 in 2011 with Single-A Hickory.
- Opened season batting .370 (34x92) over first 26 games (through May 28), with 16 runs scored, seven doubles, a triple, one home run, and 12 RBI.
- During that span, had a streak of eight games from May 14-28 in which he had at least one hit (.548/17x31), one run scored (8), and one RBI (9); tied for his longest hitting streak of season.
- Hit .325 in 12 games in April and .344 in 17 games in May before dropping to .280 in 21 games in June and .292 in 20 games in July.
- Finished Minor League season with .321 mark in 21 August games, with season-high 26 hits for the month.
- Tied season high with second eight-game hitting streak from Aug. 18-27, batting .516 (16x31) with three doubles, a home run, and eight RBI.
- Had two stints with Miami; called up briefly from July 8-13 before being called up for remainder of season on Sept. 1.
- In final game of season, on October 2 at Washington, tied career high with two hits and set new career high with four RBI. Also had first home run of career, two-run shot off of Max Scherzer in fifth inning.

MAJOR LEAGUE CAREER HIGHLIGHTS

- Opened 2015 season in Texas organization with Triple-A Round Rock.
- Made season debut with Texas on July 17 at Houston; appeared in six games for the Rangers before trade to Miami on July 31.
- Appeared in one game with Triple-A New Orleans before being recalled to Miami on August 3 and making Marlins' debut that night vs. the Mets.
- Appeared in 17 games with the Marlins, going 4x27 (.148).
- Batted .333 (2x6) as RHH and .125 (4x32) as LHH overall on the season.
- Optioned back to NOLA on Aug. 20 and recalled again on September 7.
- Had contract purchased from Triple-A Round Rock on August 25, 2014 and made Major League debut that night at Seattle.
- Made the start behind the plate in that outing, a 2-0 win and combined shutout for Miles Mikolas and Neftali Feliz; became first player to catch a shutout in his ML debut since Pittsburgh's Jason Kendall on Opening Day, April 1, 1996 at

CAREER BESTS

HITS	2 (6x) — LAST, 10/2/16 at WSH
RUNS	2 — 8/27/14 at SEA
HOME RUNS	1 — 10/2/16 at WSH
RBI	4 — 10/2/16 at WSH
SB	—
HITTING STREAK	3 (2x) — LAST, 9/18/14 to 9/21/14
CAREER GRAND SLAMS	—
CAREER PINCH-HIT HR	—
CAREER GAME-ENDING HR	—

MLB DISABLED LIST HISTORY

NONE

HONORS AND AWARDS

2015	PACIFIC COAST LEAGUE MIDSEASON ALL-STAR
2014	TEXAS LEAGUE MIDSEASON ALL-STAR
2013	TL MIDSEASON ALL-STAR
2011	SOUTH ATLANTIC LEAGUE MIDSEASON ALL-STAR
2008	DOMINICAN SUMMER LEAGUE ALL-STAR/ASG MVP

Florida.

- Also recorded first ML hit in that game with an infield single in the seventh inning off Brandon Maurer.
- Made 18 starts, 17 at catcher and one as designated hitter.
- Had hits in 13 of 18 games, with one BB in 71 plate appearances.
- Switch-hitter batted .259 (15x58) vs. right-handed pitchers, .200 (2x10) vs. lefties.
- Hit .333 (7x21) with runners in scoring position and was 2x3 with four RBI with bases loaded.
- All eight of his RBI came in road games; played in 10 road games and eight home games.
- Had career-high three RBI in second career start Aug. 27 at Seattle, a three-run double off Erasmo Ramirez.

MINOR LEAGUE CAREER HIGHLIGHTS

- Opened 2015 season in Texas organization with Triple-A Round Rock, where he batted .353 (41x116) over his first 27 games, with 17 runs scored, five doubles, three home runs, and 12 RBI.
- In 70 games with Express overall, hit .291 (82x282), with 15 doubles, a triple, five home runs, and 25 RBI.



- Switch hitter batted .308 from the right side, with two home runs and eight RBI, and batted .283 from the left, with three homers and 17 RBI.
- Called up to Texas on July 17; was traded to Miami on July 31.
- Assigned to Triple-A New Orleans but played in just one game before recall to Miami.
- Optioned back to NOLA from Aug. 20-Sept. 7; in 13 games with NOLA overall, hit .333 (16x48).
- Combined to hit .318 (129x406) with five home runs, four triples, 23 doubles, and 50 RBI in 106 games with Double-A Frisco and Round Rock in **2014**.
- Began year with Frisco and was promoted to Round Rock on July 17.
- From May 3 to June 4, hit .369 (41x111) in 28 games; hit safely in 26 of 28 in that span, including a 13-game hitting streak to end that run.
- Hit safely in 17 straight home games with Frisco from April to June 4, longest home hitting streak in Texas League that year.
- Named a TL All-Star, and started the game on June 24 in Little Rock at DH for the South, before finishing contest behind the plate.
- Caught 21 of 72 (29.2%) attempted base stealers in with Frisco.
- Made Triple-A debut on July 18 vs. Iowa and went 12x26 (.462) his first six games with Express.
- His .345 average with Round Rock ranked 10th in Pacific Coast League during his stint with the Club, while his 48 hits were tied for third in league in that span (July 18 to August 23).
- After season, played 25 games for Magallanes in Venezuelan Winter League.
- Saw first career action at Double-A level in **2013**, spending entire season with Frisco.
- Led the Texas League in games caught (82), total chances (682), and putouts (608) by a catcher, compiling a .991 fielding pct. (6 e/682 tc)
- Threw out 37-of-115 (32.2%) would-be base stealers, third-highest percentage in TL.
- Batted .315 (29x92) with RISP.
- Had 12-game hitting streak from April 29 to May 18.
- Hit all four home runs of season in June, all while batting left-

handed.

- Was a Midseason TL All-Star, going 1x2 as PH/C in June 25 game at NW Arkansas.
- Spent all of **2013** with High-A Myrtle Beach, playing 79 games at catcher and 37 as DH.
- Threw out 37-of-102 (36.3%) would-be base stealers, third-best percentage in the Carolina League.
- Batted .283 (46x162) with three home runs and 18 RBI over first 42 games and .226 (65x288) with one homer and 25 RBI over final 75 games.
- Hit two home runs in season-opener on April 6 vs. Wilmington, and had season-high four hits on August 10 at Frederick.
- Spent entire **2011** campaign with Single-A Hickory.
- Selected to the South Atlantic League All-Star Game, going 0x1 for the North squad on June 21 at Delmarva.
- Split time between catcher and DH, starting at catcher for the first time since 2009.
- Threw out 27-of-120 (22.5%) attempted base stealers.
- Batted .362 (47x130) with RISP and .339 (19x56) with RISP/2 outs.
- Collected season highs in both hits (four) and RBI (five) on June 3 at Delmarva.
- Spent the entire **2010** season with the AZL Rangers, tying for the team lead in RBI (35).
- Was relegated to a full-time designated hitter role after pre-season elbow surgery.
- Hit .375 (21x56) with RISP.
- Batted .414 (29x70) over last 19 games and had season-high five hits on August 2 vs. AZL Royals.
- Split the **2009** campaign between AZL Rangers and Spokane; combined to bat .330 (67x203) with four home runs and 30 RBI in 53 games.
- Promoted to Spokane on August 30 and homered in two of last three games, matching production through first 50 games of season.
- Spent **2008** season with the DSL Rangers, leading team in RBI (36) and hits (70).
- Selected to the DSL All-Star Game and won MVP honors.

PERSONAL/MISCELLANEOUS

- Tomás (toe-MAS) Telis (tell-eez).

MARLINS NOTES

MARLINS POSITION PLAYERS TO APPEAR AS PITCHER

PLAYER	DATE (OPP)
JOHN CANGELOSI	7/21/1997 VS. SD
JOHN MABRY	10/05/2001 AT ATL
JASON WOOD	6/29/2007 VS. ATL
CODY ROSS	4/26/2009 VS. PHI
ROSS GLOAD	5/22/2009 VS. TB
BRYAN PETERSEN	7/20/2011 VS. SD
ICHIRO SUZUKI	10/4/15 AT PHI



TELIS'S BATTING HISTORY

YEAR	CLUB	AVG.	G	AB	R	H	2B	3B	HR	RBI	SH	SF	HBP	BB	SO	SB	CS	OPB	SLG	E
2008	DSL RANGERS	.299	62	234	44	70	14	1	1	36	1	2	4	25	16	10	1	.374	.380	8
2009	AZL RANGERS	.322	46	183	30	59	11	5	2	28	0	4	1	4	15	8	1	.333	.470	6
	SPOKANE	.400	7	20	4	8	1	0	2	2	0	0	0	0	4	0	0	.400	.750	0
2010	AZL RANGERS	.326	37	144	22	47	7	1	2	35	4	3	1	6	16	4	1	.351	.431	0
2011	HICKORY	.297	115	461	67	137	28	0	11	69	5	4	6	18	35	12	6	.329	.430	7
2012	MYRTLE BEACH	.247	117	450	45	111	24	1	4	43	7	3	7	17	53	9	2	.283	.331	12
2013	FRISCO	.264	91	348	32	92	19	0	4	43	3	4	4	10	46	8	2	.290	.353	6
	ROUND ROCK	.303	70	267	31	81	16	2	2	33	3	7	1	17	29	7	1	.339	.401	6
2014	ROUND ROCK	.345	36	139	18	48	7	2	3	17	1	0	1	6	12	1	1	.377	.489	1
	TEXAS	.250	18	68	7	17	2	0	0	8	1	0	1	1	10	0	0	.271	.279	1
	ROUND ROCK	.291	70	282	43	82	15	1	5	25	3	0	1	14	31	1	2	.327	.404	6
2015	TEXAS	.182	6	11	1	2	0	0	0	2	0	0	1	0	1	0	0	.250	.182	1
	NEW ORLEANS	.333	13	48	3	16	0	0	0	4	1	1	0	5	6	2	0	.389	.333	1
	MIAMI	.148	17	27	1	4	0	0	0	0	0	0	1	1	3	0	0	.207	.148	0
2016	NEW ORLEANS	.310	91	336	46	104	16	3	6	45	1	2	2	27	42	4	2	.362	.429	5
	MIAMI	.308	10	13	1	4	0	0	1	4	0	0	0	0	2	0	0	.308	.538	0
MILB TOTALS		.294	755	2912	385	855	158	16	42	380	29	30	28	149	305	66	19	.331	.402	58
MLB TOTALS		.227	51	119	10	27	2	0	1	14	1	0	3	2	16	0	0	.258	.269	2

CAREER TRANSACTIONS

2015: Acquired by Miami with LHP Cody Ege from Texas in exchange for RHP Sam Dyson on July 31

2007: Signed by Texas as non-drafted free agent on July 2; signed by Rangers' scout Edgar Suarez



- Courtesy Rob Foldy 2017

FRONT OFFICE

FIELD STAFF

PLAYERS

2016 IN REVIEW

CLUB HISTORY

POSTSEASON HISTORY

PLAYER DEVELOPMENT

2017 OPPONENTS

GENERAL INFORMATION



56 CALEB THIELBAR

PITCHER HT 6'0" WT 206 | BATS RIGHT THROWS LEFT

MLB SERVICE 1 YEAR, 148 DAYS | MLB DEBUT MAY 20, 2013 AT ATLANTA (W/MIN) | BIRTHPLACE RANDOLPH, MN

BORN JANUARY 31, 1987 | OPENING DAY AGE 30 | CONTRACT STATUS SIGNED THROUGH 2017

ACQUIRED SIGNED AS MINOR LEAGUE FREE AGENT ON NOVEMBER 11, 2016

2016 SUMMARY

- Pitched in the American Association (Independent) with St. Paul Saints.
- Posted 5-2 record and 2.39 ERA (64.0 ip/17 er) in 42 relief appearances.
- Struck out 56 batters (7.9 per 9.0) and walked 15 (2.1 per 9.0), for a 3.37 so/bb ratio.
- Posted 1.02 WHIP (50 hits allowed).

MAJOR LEAGUE CAREER HIGHLIGHTS

- In **2015**, spent most of season with Triple-A Rochester in Minnesota system; had six-game stint with Twins from April 17-May 1, tossing 5.0 innings overall.
- Five of six outings were scoreless, but allowed three earned runs in 0.2 inning on April 20 at Kansas City.
- Made first career Opening Day roster in **2014** and was in Twins bullpen all season.
- Posted 12-game scoreless streak (9.0 ip) from April 6-May 13, allowing just five hits and two walks, with six strikeouts.
- Allowed just one earned run in 10 June appearances (9.0 ip), for a 1.00 ERA.
- Allowed just one home run in final 38 games (35.2 ip); homer by Alex Gordon August 17 vs. Kansas City.
- Set career-highs in games (54) and innings pitched (47.2).
- Posted 3.08 ERA (26.1/9) in 28 home games and 3.80 ERA (21.1/9) in 26 road games.
- Inherited bases loaded six times, most in baseball, and allowed just three of 18 runners to score.
- After opening **2013** season with Triple-A Rochester and making 17 appearances, was recalled by Minnesota on May 20 and spent remainder of season in Majors.
- Made Major League debut May 20 at Atlanta, tossing 2.0 scoreless innings (h, 3 so).
- Started MLB career with 19.2 consecutive scoreless innings from May 20-July 6, setting a Twins' record and tying him for sixth with the Mets' Joe Smith (April 1-May 5, 2007) for longest in baseball history to begin a career.
- Allowed just five hits during streak and struck out 17.
- Retired 31 consecutive batters faced without allowing a hit; according to *Elias*, it tied Joe Nathan (2006) for fifth longest streak in Twins' history; had streak snapped by a Ben Zobrist home run July 8 at Tampa Bay.
- The streak was second longest in Club history for a rookie, short of Gerry Arrigo's 33 straight in 1964.
- Earned first Major League win June 1 vs. Seattle, tossing 1.0 scoreless inning of relief.
- Allowed just two earned runs in first 28 appearances (28.2 ip), posting 0.63 ERA in that span (through August 5).

CAREER BESTS

INNINGS PITCHED.....	2.0 (12x) — LAST, 4/30/15 vs. CHW
STRIKEOUTS.....	3 (5x) — LAST, 6/16/14 at BOS
SCORELESS IP.....	19.2 — 5/20/13 to 7/6/13
WIN STREAK.....	3 — 9/3/13 to 5/5/14
LOSS STREAK.....	—

MLB DISABLED LIST HISTORY

NONE

HONORS AND AWARDS

2013..... BBWAA TWIN CITIES CHAPTER
TWINS' ROOKIE OF THE YEAR

- Held opponents scoreless in 41-of-49 appearances, including 32 of first 36 from May 20-August 25.
- Posted .154 average against, lowest in Twins history and second lowest in Twins/Senators franchise history (since 1901) behind Johnny Niggelling's 1943 average of .153.
- Posted 1.76 ERA (46.0/9), sixth lowest in Twins history.
- Ranked sixth in AL in ERA (minimum 40.0 ip), second among rookies.
- Tied for fifth among AL rookies in appearances.
- Was voted Bill Boni Award winner as Twins Most Outstanding Rookie by the Twin Cities Chapter of the BBWAA.

MINOR LEAGUE CAREER HIGHLIGHTS

- Spent most of **2015** with Triple-A Rochester in Minnesota's system.
- Opened season with Red Wings, appearing three times before brief stint with Twins from April 17-May 1.
- Final seven outings with Rochester were scoreless (7.0 ip) prior to being designated for assignment on July 31.
- Claimed off waivers by San Diego on August 8 and assigned to Triple-A El Paso.
- Eight of nine appearances with Chihuahuas were scoreless, including first seven.
- Opened **2013** season with Triple-A Rochester.
- Struck out 34 batters in 26.1 innings for Red Wings.
- Posted eight straight scoreless appearances from April 17-May 18 before recall to Minnesota May 20 for remainder of season.



- Began **2012** season with Single-A Ft. Myers, going 1-1, 0.00 ERA (12.1 ip) with four hits allowed, two walks, and 16 strikeouts in seven games.
- Transferred to Double-A New Britain April 30; 13 of 16 appearances for Rock Cats were scoreless.
- Transferred to Triple-A Rochester June 20.
- Recorded first career Triple-A win with 2.0 scoreless innings July 1 vs. Scranton-Wilkes-Barre.
- Recorded first career Triple-A save with 0.1 scoreless inning July 5 vs. Pawtucket.
- Struck out 20 batters in final 10 appearances (19.1 ip) from July 28-September 1.
- Pitched for Peoria Javelinas in Arizona Fall League, going 1-0, 11.08 ERA (13.0 IP, 16 ER) in 11 games.
- Opened **2011** season with St. Paul Saints in Independent League.
- Went 3-3, 2.54 ERA (49.2/14) with 15 walks and 62 strikeouts in 43 games for Saints.
- Signed by Minnesota as Minor League free agent August 18 and reported to Single-A Ft. Myers.

- Appeared in three games (one start), tossing 7.1 scoreless innings.
- Opened **2010** with Single-A Wisconsin in Milwaukee's system; transferred to Rookie League Helena on Aug. 3 for remainder of season.
- Began professional career in **2009** with AZL Brewers going 6-1, 1.59 ERA (45.1/8) in 14 appearances (two starts).
- Transferred to Single-A Helena August 31 and made two scoreless relief appearances.

PERSONAL/MISCELLANEOUS

- Caleb John Thielbar (THEEL-bar)...2005 graduate of Randolph (MN) High School...2009 graduate of South Dakota State University with a degree in Wildlife and Fisheries Management...went 13-16, 5.79 ERA (196.0 IP, 126 ER) with 60 walks and 152 strikeouts in 49 career games (29 starts) for the Jackrabbits from 2006-09...went 5-8, 5.44 ERA (87.2 IP, 53 ER) with 31 walks and 100 strikeouts in 22 games (12 starts) during his senior season in 2009...ended career as the Jackrabbits all-time leader in starts (44) and innings pitched (274.0), and ranked second in strikeouts (196).

THIELBAR'S PITCHING HISTORY

YEAR	CLUB	W-L	ERA	G	GS	CG	SHO	SV	SVO	IP	H	R	ER	HR	HB	BB	SO	WP	BK
2009	AZL BREWERS	6-1	1.59	14	2	0	0	0	1	45.1	44	16	8	1	0	7	46	3	0
	HELENA	0-0	0.00	2	0	0	0	0	0	1.2	0	0	0	0	0	1	2	0	0
2010	WISCONSIN	0-2	5.60	30	0	0	0	3	4	53.0	65	41	33	6	0	14	43	0	0
	HELENA	0-0	3.68	9	0	0	0	0	0	14.2	16	7	6	2	0	0	9	1	0
2011	FORT MYERS	1-0	0.00	3	1	0	0	0	0	7.1	1	0	0	0	0	5	5	1	0
2012	FORT MYERS	1-1	0.00	7	0	0	0	1	1	12.1	4	1	0	0	2	2	16	0	0
	NEW BRITAIN	2-0	1.80	16	0	0	0	4	4	25.0	18	5	5	1	0	3	26	0	0
	ROCHESTER	3-1	3.57	25	1	0	0	1	3	40.1	42	19	16	5	1	16	32	3	0
2013	ROCHESTER	1-1	3.76	17	0	0	0	1	2	26.1	27	13	11	1	1	8	34	2	0
	MINNESOTA	3-2	1.76	49	0	0	0	0	0	46.0	24	11	9	4	0	14	39	1	0
2014	MINNESOTA	2-1	3.40	54	0	0	0	0	1	47.2	51	19	18	3	1	16	35	0	0
2015	ROCHESTER	5-3	2.81	29	0	0	0	0	0	32.0	30	10	10	1	1	18	19	0	0
	MINNESOTA	0-0	5.40	6	0	0	0	0	0	5.0	5	3	3	0	0	0	5	1	0
	EL PASO	0-0	0.73	9	0	0	0	0	0	12.1	9	1	1	1	1	5	7	0	0
2016	ST. PAUL (IND)	5-2	2.39	42	0	0	0	4	-	64.0	50	18	17	5	1	15	56	6	0
	MILB TOTALS	19-9	3.00	161	4	0	0	10	15	270.1	256	113	90	18	6	79	239	10	0
	MLB TOTALS	5-3	2.74	109	0	0	0	0	1	98.2	80	33	30	7	1	30	79	2	0

CAREER TRANSACTIONS

- 2016:** Signed by Miami as Minor League free agent on November 11
- 2015:** Claimed off waivers by San Diego on August 8
- 2011:** Signed by Minnesota as Minor League free agent on Aug. 18
- 2009:** Selected by Milwaukee in 18th round of First-Year Player Draft; signed by Brewers' scout Harvey Kuenn Jr.





82 MATT TOMSHAW

PITCHER HT 6'0" WT 213 | BATS RIGHT THROWS LEFT

MLB SERVICE NONE | BIRTHPLACE KINGSTON, NY

BORN DECEMBER 17, 1988 | OPENING DAY AGE 28 | CONTRACT STATUS SIGNED THROUGH 2017

ACQUIRED SELECTED IN TRIPLE-A PHASE OF RULE 5 DRAFT FROM MINNESOTA ON DECEMBER 11, 2014

2016 SUMMARY

- Had several stops at three levels of Miami's system in 2016.
- Opened with one game at Single-A Jupiter on May 1.
- Promoted to Triple-A New Orleans from May 5-20, first of four stints in NOLA; also, May 27-30, June 20-22, July 30-August 5.
- Had three stints with Double-A Jacksonville: from May 30-June 20, June 22-July 30, and August 5-season.
- Struck out at least six batters in each of last five starts for Jacksonville, beginning with season-high of 10 over 6.0 innings on August 12 vs. Mississippi.
- Closed out season with complete-game (7.0 ip) win vs. Mobile on September 4 (h, r, er, hr, bb, 7 so).
- With Suns, held opponents to .086 (3x35) average with RISP and two outs, and .228 (13x57) with RISP.

MINOR LEAGUE CAREER HIGHLIGHTS

- Spent majority of 2015 with Double-A Jacksonville (29 games, 18 starts); made two starts with Triple-A New Orleans.
- Made 10 relief appearances in first 13 outings of season; went 1-1, 4.50 (18.0 ip/9 er) as reliever, with two saves in three chances.
- Last 15 appearances of season were starts; went 5-9, 4.30 (98.1/47) in his 18 starts overall.
- Spent all of 2014 with Single-A Fort Myers in Minnesota's system.

- Won six consecutive starts from May 5-June 7; posted 1.14 ERA (39.1/5) during streak, with 23 strikeouts.
- Tossed 7.0-inning shutout on Aug. 16 vs. Palm Beach (4 h, 2 bb, 5 so).
- Spent 2013 in Single-A, splitting time between Cedar Rapids (nine games, four starts) and Fort Myers (17 games, 14 starts).
- Won back-to-back starts on April 30 & May 6 for Kernels; promoted to Fort Myers on May 28.
- Made 14 starts in 20 appearances for Single-A Beloit in 2012.
- Went 3-6, 3.13 (74.2/26) as starter and 1-0, 2.31 (11.2/3) in relief.
- Made professional debut with GCL Twins in 2011; earned relief win in first career game, on June 21 at GCL Orioles (2.0 ip, 2 so).
- Earned first professional save on July 9 at GCL Red Sox.
- Promoted to Fort Myers on July 28; made first career start on Aug. 8 at Palm Beach (3.0 ip, 2 h, bb, so).

PERSONAL/MISCELLANEOUS

- Matthew John Tomshaw...attended Jacksonville University (FL)...had 19-9 career record for Dolphins, including 8-4 with 3.69 ERA in senior season...helped lead Jacksonville to NCAA Division 1 tournament in 2009 and 2011...Kingston High School (NY) in 2007...went 8-2, 2.38 while batting .429 with 37 RBI as senior.

TOMSHAW'S PITCHING HISTORY

YEAR	CLUB	W-L	ERA	G	GS	CG	SHO	SV	SVO	IP	H	R	ER	HR	HB	BB	SO	WP	BK
2011	GCL TWINS	3-0	2.16	11	0	0	0	1	2	16.2	14	7	4	1	0	2	17	0	0
	FORT MYERS	0-0	2.13	7	4	0	0	0	0	25.1	24	7	6	1	2	4	10	1	0
2012	GCL TWINS	0-0	0.00	2	0	0	0	0	0	3.0	2	0	0	0	0	0	1	0	0
	BELOIT	4-6	3.02	20	14	0	0	0	0	86.1	85	40	29	4	1	17	66	7	0
2013	CEDAR RAPIDS	2-0	5.10	9	4	0	0	0	0	30.0	36	17	17	4	0	8	24	1	0
	FORT MYERS	4-4	3.94	17	14	0	0	1	1	96.0	104	44	42	7	3	21	58	2	1
2014	FORT MYERS	11-6	3.50	25	21	1	1	2	2	136.1	152	67	53	10	4	28	82	7	1
2015	NEW ORLEANS	0-2	17.18	2	2	0	0	0	0	7.1	19	15	14	2	2	2	9	5	0
	JACKSONVILLE	6-10	4.33	29	18	0	0	2	3	116.1	129	58	56	9	1	27	85	3	1
2016	JUPITER	1-0	0.00	1	0	0	0	0	0	3.0	1	0	0	0	0	0	2	0	0
	NEW ORLEANS	0-1	2.12	8	0	0	0	0	0	17.0	15	5	4	3	1	2	16	0	0
	JACKSONVILLE	4-4	3.63	15	14	1	0	0	0	72.0	65	34	29	5	1	16	85	0	0
MLB TOTALS		35-33	3.75	146	91	2	1	6	8	609.1	646	294	254	46	15	127	455	26	3

CAREER TRANSACTIONS

2014: Selected by Miami from Minnesota in Triple-A phase of Rule 5 Draft on December 11

2011: Selected by Minnesota in 42nd round of First-Year Player Draft; signed by Twins' scout Billy Corrigan





62 JOSÉ UREÑA

PITCHER HT 6'3" WT 206 | BATS RIGHT THROWS RIGHT

MLB SERVICE 1 YEAR, 40 DAYS | MLB DEBUT APRIL 14, 2015 AT ATLANTA | BIRTHPLACE SANTO DOMINGO, DOM
BORN SEPTEMBER 12, 1991 | OPENING DAY AGE 25 | CONTRACT STATUS SIGNED THROUGH 2017
ACQUIRED SIGNED AS INTERNATIONAL FREE AGENT ON AUGUST 29, 2008

2016 SUMMARY

- Made 28 appearances, marking longest stint in Majors after making 20 appearances in rookie season of 2015.
- Split remainder of season with Triple-A New Orleans (12 starts).
- Made 12 starts for Miami, going 3-8 with a 5.68 ERA (63.1 ip/40 er); first 16 appearances were out of the bullpen, going 1-1 with one save and 7.52 ERA (20.1/17).
- First recalled from Triple-A New Orleans on April 21 and made 16 relief appearances before being optioned back on May 31.
- Earned first career save on April 27 at the Dodgers, tossing 1.2 innings in a 2-0 win; stranded three inherited runners in eighth inning of that game.
- Had longest career relief outing on May 14 at Washington, in Game 2 of a doubleheader. Tossed 3.0 innings and earned only win of season, allowing one run on two hits and a walk. Pitched both ends of the doubleheader, tossing 1.0 inning in Game 1, allowing one unearned run on one hit.
- Recalled again on July 19 and made three starts before being optioned on July 29.
- Made first start of season on July 19 at Philadelphia; went 5.2 innings, allowing four hits (one home run) and only one earned run while walking one and striking out five.
- Recalled on Aug. 16 and remained with Marlins for remainder of season.
- On August 27 vs. San Diego, suffered loss in 1-0 defeat despite allowing just one run on four hits (one home run), with career-high six strikeouts.
- Made longest start of career on September 11 vs. Dodgers; went 8.2 innings, longest start by a Marlins' pitcher on the year; allowed just four hits, tying season low in a start.

MAJOR LEAGUE CAREER HIGHLIGHTS

- In three stints with Marlins in **2015**, went 1-5 with 5.25 ERA (61.2 ip/36 er). Made 20 appearances, nine of which were starts.
- As starter, went 1-5 with 4.86 ERA (46.1/25). Out of bullpen had no record and 6.46 ERA (15.1/11).
- Opened season in rotation at Triple-A New Orleans, and over 11 starts went 6-1 with one complete game shutout and 2.66 ERA (67.2/20).
- Was recalled from NOLA on April 13 and made Major League debut on April 14 at Atlanta, allowing one hit in 1.0 scoreless inning of work.
- Earned first Major League victory on June 12 vs. Colorado. Held Rockies to one run on six hits (one home run) while striking out one and walking none over a career-high 6.2 innings.

CAREER BESTS

INNINGS PITCHED.....	8.2 — 9/11/16 vs. LAD
STRIKEOUTS.....	6 — 8/27/16 vs. SD
LAST COMPLETE GAME.....	—
LAST SHUTOUT.....	—
LOW-HIT COMPLETE GAME.....	—
SCORELESS IP.....	8.2 — 9/11/16
WIN STREAK.....	—
LOSS STREAK.....	4 — 5/28/16 to 8/16/16

MLB DISABLED LIST HISTORY

2015..... LEFT KNEE CONTUSION (AUGUST 7-SEPTEMBER 4)

HONORS AND AWARDS

- 2014..... MARLINS' MINOR LEAGUE PITCHER OF THE MONTH (JULY)
SOUTHERN LEAGUE MIDSEASON ALL-STAR
- 2013..... MARLINS' MINOR LEAGUE PITCHER OF THE MONTH (JUNE)
- 2010..... DOMINICAN SUMMER LEAGUE MIDSEASON ALL-STAR

- Missed 25 games on 15-day disabled list (August 7-September 4) with a left knee contusion. Made one rehab appearance with Single-A Jupiter, tossing 2.0 scoreless innings.
- With NOLA, tossed 6.0+ innings seven times in 11 starts.
- Over first seven starts, was 5-0 with 0.97 ERA (46.1/5). In final four starts, allowed 15 earned runs in 21.1 innings (6.33 ERA).
- Ran career-best Minor League winning streak to nine games in final start before All-Star break, despite allowing a season-high five runs to Round Rock on July 9. His six strikeouts also marked a season-high. Took loss in next start, July 16 against Colorado Springs.

MINOR LEAGUE CAREER HIGHLIGHTS

- In **2014**, earned Marlins' Minor League Pitcher of the Month honors in July with Double-A Jacksonville, going 4-1, 2.21 (40.2/10) in six games (five starts), with 34 strikeouts and eight walks.
- Ranked second in Southern League with career-high 13 wins, behind league-leader and teammate Justin Nicolino (14), and ranked sixth in ERA (3.33).

FRONT OFFICE | FIELD | PLAYERS | 2016 IN REVIEW | CLUB HISTORY | POSTSEASON HISTORY | PLAYER DEVELOPMENT | 2017 PROSPECTS | ANNUAL INFORMATION



- Also finished in second place in SL in strikeouts (121), WHIP (1.14), and base runners/9 (10.2); third in BB/9 (1.56); and fourth in innings pitched (162.0).
- Tied career high with eight strikeouts on July 26 at Montgomery (2x; other, 8/17/2010 with DSL Marlins).
- Went season-long 8.0 innings on three occasions, including a scoreless outing on June 5 vs. Tennessee. Went 2-0 in those starts.
- Had five straight wins from April 18-May 21, a span of seven starts.
- ERA dropped from 4.07 (77.1/35) prior to All-Star Game to 2.66 (84.2/25) following break.
- Earned win in seven of last nine starts of season, beginning July 14. Had 1.87 ERA (57.2/12) over that span, with 47 strikeouts and 10 walks.
- Recorded 1.97 ERA (32.0/7) in five starts in August, second-lowest monthly ERA of career (min. 5 GS), behind a 0.87 (31.0/3) over five starts in June of 2013.
- Spent 2013 season with Single-A Jupiter and earned Marlins' Minor League Pitcher of the Month honors in June, when he went 2-1, 0.87 (31.0 IP/3 ER) in five starts, with 23 strikeouts to four walks.
- ERA dropped from 4.05 (66.2/30) prior to All-Star Game to 3.47 (83.0/32) following break.
- Was 7-1, 1.96 (91.2/20) in 15 starts at Roger Dean Stadium, compared to 3-6, 6.52 (58.0/42) in 12 games (11 starts) on road.
- Had six straight wins from April 15-May 23, a span of eight starts.
- Struck out season high of seven on April 9 at Fort Myers and July 8 vs. Palm Beach.
- Went season-long of 7.0 innings on six occasions; went 3-0 in those games, with scoreless outings on June 17 vs. Bradenton and July 3 vs. St. Lucie.
- Allowed just eight home runs, and none over final seven starts of season (42.1 IP).
- Spent 2012 with Single-A Greensboro and went 8-6, 3.27 (121.0/44) in 22 starts, and 1-0, 4.15 (17.1/8) in five relief appearances, with two saves.
- Tossed 6.0-inning complete game in second half of doubleheader on May 24 at Delmarva. Took loss, allowing two runs on four hits, with two walks and five strikeouts.
- Spent first season in United States in 2011 with Short-Season A Jamestown. Went 4-3, 3.33 over first nine starts, but was 0-4, 6.18 over final six starts.
- Tossed season-high 7.0 innings twice, on July 8 vs. Auburn and July 30 at Staten Island. In both outings, he earned win and allowed no runs on two hits, with two walks and four strikeouts.
- Spent first two professional seasons with Dominican Summer League Marlins in 2009 & 2010. Was 8-9 with two saves in 27 appearances (15 starts) in those campaigns, with a 3.62 ERA (109.1/44).
- Tossed three complete games and two shutouts during 2010 season. First shutout was June 8 at DSL Orioles (7.0 ip, 2 h, bb, 7 so), and second was on July 9 vs. DSL Phillies (5.1 ip, 2 h, 2 so).

PERSONAL/MISCELLANEOUS

- José Miguel Ureña (oo-REH-nya) Rodriguez.

UREÑA'S PITCHING HISTORY

YEAR	CLUB	W-L	ERA	G	GS	CG	SHD	SV	SV%	IP	H	R	ER	HR	HB	BB	SO	WP	BK
2009	DSL MARLINS	3-3	6.75	14	2	0	0	2	2	26.2	36	22	20	0	1	11	15	2	1
2010	DSL MARLINS	5-6	2.61	13	13	3	2	0	0	82.2	76	32	24	2	6	7	66	5	0
2011	JAMESTOWN	4-7	4.33	15	15	0	0	0	0	72.2	74	38	35	4	3	29	48	1	2
2012	GREENSBORO	9-6	3.38	27	22	1	0	2	3	138.1	143	67	52	13	1	29	101	7	2
2013	JUPITER	10-7	3.73	27	26	0	0	0	0	149.2	148	69	62	8	6	29	107	3	0
2014	JACKSONVILLE	13-8	3.33	26	25	0	0	0	0	162.0	155	65	60	14	2	29	121	4	0
2015	NEW ORLEANS	6-1	2.66	11	11	1	1	0	0	67.2	65	23	20	4	3	19	41	3	0
	JUPITER	0-0	0.00	1	1	0	0	0	0	2.0	0	0	0	0	0	0	2	0	0
	MIAMI	1-5	5.25	20	9	0	0	0	1	61.2	73	37	36	5	3	25	28	2	1
2016	NEW ORLEANS	3-3	3.17	12	12	0	0	0	0	48.1	41	18	17	4	5	21	41	1	2
	MIAMI	4-9	6.13	28	12	0	0	1	3	83.2	91	59	57	11	6	29	58	0	0
	MILB TOTALS	53-41	3.48	146	127	5	3	4	5	750.0	738	334	290	49	27	174	542	26	7
	MLB TOTALS	5-14	5.76	48	21	0	0	1	4	145.1	164	96	93	16	9	54	86	2	1

BATTING HISTORY

YEAR	CLUB	AVG.	G	AB	R	H	2B	3B	HR	RBI	SH	SF	HBP	BB	SO	SB	CS	OPB	SLG	E
2016	MIAMI	.176	29	17	1	3	0	0	0	0	4	0	0	1	11	0	0	.222	.176	1
	MLB TOTALS	.133	49	30	1	4	0	0	0	0	4	0	0	1	20	0	0	.161	.133	1

CAREER TRANSACTIONS

2008: Signed by Florida as International free agent on August 29; signed by Marlins' scouts Albert Gonzalez and Sandy Nin





36 EDINSON VOLQUEZ

PITCHER HT 6'0" WT 218 | BATS RIGHT THROWS RIGHT

MLB SERVICE: 9 YEARS, 59 DAYS | MLB DEBUT: AUGUST 30, 2005 VS. CHICAGO-AL (W/TEX) | BIRTHPLACE: BARAHONA, DOM
BORN: JULY 3, 1983 | OPENING DAY AGE: 33 | CONTRACT STATUS: SIGNED THROUGH 2018
ACQUIRED: SIGNED AS FREE AGENT ON DECEMBER 1, 2016

2016 SUMMARY

- Made career-high 34 starts, going 10-11 with a 5.37 ERA (189.1 ip/113 er). His 34 starts tied for second most in Majors, behind only David Price.
- Made at least 31 starts for fifth straight season, joining James Shields, Max Scherzer, Jon Lester and Madison Bumgarner as only others with at least 31 starts in each season since 2012.
- Posted 6-4 record with a 5.11 ERA in 19 home starts, compared to a 4-7 mark and a 5.71 ERA on the road.
- Posted lowest single-season Interleague ERA (0.84) since cross-league play began in 1997 (min. five starts). Went 3-1 against National League opponents with a .203 average against (24x118).
- Went 5-4 with a 3.67 ERA (61.1/25) over first 10 starts (April 3-May 24), including 3-0, 1.09 (24.2/3) over first four.
- Went 3-6 with a 6.22 ERA (68.0/47) over 12 outings from June 3-August 3.
- Had 10th-highest first-inning ERA (5.82) in American League (min. 25 starts); allowed 22 earned runs in first inning of first 23 outings (8.61 ERA), but held opponents scoreless in opening frame of final 11 starts (August 9-October 1).
- Went 5-2, 4.56 ERA (98.2/50) vs. AL Central foes, earning one win vs. Cleveland, two vs. Detroit and two vs. Minnesota.
- Made six starts against the Tribe, matching Club record for most starts in a season against one club.
- Made second career Opening Day start, tossing 6.0 scoreless innings in 4-3 win over the Mets in a rematch of the 2015 World Series.
- Had season-high 10 strikeouts in 5.2 innings, April 10 vs. Minnesota; marked first time a Royal had 10-or-more strikeouts in less than 6.0 innings since Blake Stein (11 in 5.2 innings) on June 17, 2001.

MAJOR LEAGUE CAREER HIGHLIGHTS

- Won 13 games for second-straight season **2015** and topped 200.0 inning mark for first time in career in first season with Kansas City.
- Led Club with 19 quality starts.
- Went 8-4 with 3.48 ERA and a .236 average against in 16 starts at Kauffman Stadium; eight victories at home tied for eighth in AL.
- Went 3-0, 2.67 in five Interleague starts.
- Tossed a 6.0-inning complete game in a rain-shortened 3-2 win over St. Louis on May 23.
- Went 8-4, 3.31 before All-Star break and 5-5, 3.82 after.
- Held opponents to .202 batting average (38x188) with runners in scoring position; ranked fifth in AL.
- Also allowed just nine extra-base hits with RISP, for second-lowest slugging percentage in scoring situations (.250) by AL

CAREER BESTS

INNINGS PITCHED.....	9.0 (2x) — LAST, 7/10/14 at STL
STRIKEOUTS.....	13 — 9/3/08 vs. PIT
LAST COMPLETE GAME.....	7/10/14 at STL
LAST SHUTOUT.....	7/19/12 vs. HOU
LOW-HIT COMPLETE GAME.....	1 — 7/19/12 vs. HOU
SCORELESS IP.....	24.0 — 9/14/14 to 4/9/15
WIN STREAK.....	6 — 8/7/14 to 4/9/15
LOSS STREAK.....	6 — 7/5/11 to 4/20/12

MLB DISABLED LIST HISTORY

2010.....	RECOVERY FROM TOMMY JOHN (FEBRUARY 22-AUGUST 17)
2009.....	RIGHT ELBOW TENDINITIS (JUNE 2-SEASON) BACK SPASMS (MAY 17-JUNE 1)

HONORS AND AWARDS

2008.....	BBWAA CINCINNATI CHAPTER JOHNNY VANDER MEER AWARD NATIONAL LEAGUE ALL-STAR
2006.....	PACIFIC COAST LEAGUE MIDSEASON ALL-STAR
2005.....	TEXAS LEAGUE MIDSEASON ALL-STAR

- pitcher, trailing Wei-Yin Chen (.239).
- Named Royals Pitcher of the Month in June; posted 4-1 record and 3.64 ERA.
- Opponents batted just .103 against him (7x68) with a full count; held opponents to .175 average (70x399) with two strikes.
- Worked season-high 8.0 innings in first start of year, a 4-1 win April 9 vs. White Sox, in a 4-1 win over the White Sox.
- Had season-high nine strikeouts in May 29 start at the Cubs (ND).
- Recorded 2.0 scoreless innings in relief on October 4 at Minnesota; was only relief appearance of season and first since April 3, 2014 vs. the Cubs.
- Made five postseason starts, going 1-2 with a 3.77 ERA and holding opponents to a .186 average.
- Set Royals' record with 23 strikeouts in a single postseason; also pitched second-most innings (28.2) by a Royal in one postseason.



ABOUT THE CLUB | HISTORY | PLAYERS | 2016 IN REVIEW | CLUB HISTORY | POSTSEASON HISTORY | PLAYER DEVELOPMENT | 2017 OFFICIANTS | ANNUAL INFORMATION

- Recorded postseason-high eight strikeouts in Game 3 start in ALDS at Houston; tied for second-most by a Royals' pitcher in a postseason game, trailing only Dennis Leonard, who fanned nine in Game 4 of 1978 ALCS.
- Earned first postseason victory in Game 1 of ALCS vs. Toronto, tossing 6.0 scoreless innings, allowing two hits with four walks and five strikeouts; became fourth Royals' starter to record 6.0 shutout frames or more in a postseason game, joining Danny Jackson (1985), Bret Saberhagen (1985), and Yordano Ventura (2014).
- Made two starts in World Series; did not earn a decision despite allowing just four earned runs over 12.0 innings in Game 1 and Game 5; was not with club during Games 2 or 3 after his father, Danio, passed away hours before his Game 1 start.
- Spent only season in Pittsburgh in **2014**, leading club in wins, innings, starts, and ERA.
- Posted second-lowest ERA in NL in September (1.08), trailing only Jake Arrieta (0.95).
- From June 23 to end of season, posted a 9-1 record and 1.85 ERA; his ERA during that span was fourth-lowest in baseball, trailing only Clayton Kershaw (1.41), Corey Kluber (1.77), and Jon Lester (1.82).
- Tossed second career complete game on July 10 at St. Louis, earning 9-1 victory, allowing six hits; capped a streak of wins in four-straight starts.
- Suffered 8-0 loss to San Francisco in 2014 National League Wild Card Game.
- Ended **2013** regular season with a career-best 18.0 consecutive scoreless innings.
- Split season between San Diego and the Dodgers.
- Connected for first career home run on June 2, a three-run shot off Toronto's Ramon Ortiz.
- Designated for assignment by San Diego on Aug. 24, became a free agent Aug. 27, and signed with Dodgers on Aug. 30.
- Active for 2013 NLCS vs. St. Louis, but did not make an appearance.
- Spent **2012** season with San Diego.
- Held hitters to .236 (160-for-679) average, which ranked ninth among NL pitchers.
- Posted 6-5, 2.95 ERA record at PETCO Park, holding opponents to .208 average.
- Went 5-1, 1.90 ERA (47.1/10) over final eight starts at home.
- Tossed one-hit shutout on July 19, blanking Houston, 1-0; only hit allowed was infield single by Matt Downs in fourth inning.
- Recorded 10 strikeouts twice: July 5 vs. Cincinnati (7.0 ip) and August 20 vs. Pittsburgh (6.2 ip).
- Issued three or more walks in 16-straight starts from May 17 to August 10, longest such streak in Padres history and longest by an NL pitcher since Fernando Valenzuela had 16-straight in 1987.
- Was Cincinnati's Opening Day starter vs. Milwaukee in **2011**; received a no-decision after allowing five runs in 6.0 innings in 7-6 walk-off victory.
- Opened **2010** season on 60-day disabled list following successful Tommy John surgery on August 3, 2009.
- Returned on July 17 vs. Colorado and earned a win, striking out nine over 6.0 innings (3 h, r, er, 2 bb).
- Allowed one hit and recorded 10 strikeouts in 7.0 innings on September 11 vs. Pittsburgh, but took a no-decision in a 5-4 win.
- Started Game 1 of NLDS vs. Philadelphia; suffered 4-0 loss to Roy Halladay, who tossed a no-hitter.
- In **2009**, held opponents to .191 batting average, which led NL through June 1.
- Placed on disabled list on June 2 after suffering an elbow injury and had Tommy John surgery one month later (Aug. 3).
- Spent first full season in Majors in **2008** and placed fourth in NL Rookie of the Year voting.
- Named an All-Star and was voted the Johnny Vander Meer Award winner as the Reds' Most Outstanding Pitcher by Cincinnati Chapter of the BBWAA.
- Ranked eighth among qualifying NL pitchers in ERA (3.21), tied for second in strikeouts (206), tied for third in wins (17) and fifth in average against (.232); also second in strikeouts per 9.0 innings (9.46), and second in road ERA (2.43).
- Allowed one earned run or less over each of first eight starts, tying Major League record.
- Did not allow more than two earned runs in each of first 12 starts, becoming first MLB pitcher to accomplish that since Detroit's Al Benton in 1945.
- Collected first MLB hit with a single off Atlanta's Tim Hudson on May 2, in 12th career at-bat.
- Made six starts for Texas in **2007** following Sept. 1 recall.
- Won first two outings, combining to allow three runs on nine hits and five walks, with nine strikeouts, over 11.0 innings (2.45 ERA) at the Angels (5.0 ip, 7 h, 3 r, 3 er, 2 bb, 4 so) and vs. Oakland (6.0 ip, 2 h, 0 r, 3 bb, 5 so).
- Earned first Major League win on August 12, **2006**, allowing four hits over 7.0 scoreless innings in 5-4 victory vs. Seattle.
- In **2005**, made Major League debut on August 30 in Game 2 of doubleheader vs. the White Sox (L, 4.2 ip, 6 h, 5 r, 5 er, hr, hb, 2 bb, 3 so).
- Made two more starts before closing out season with three relief appearances.

MINOR LEAGUE CAREER HIGHLIGHTS

- In **2007**, received Rangers' Nolan Ryan Pitcher of the Year Award as the organization's best Minor League pitcher.
- Led organization in strikeouts (166), ranked second in wins (16), and fifth in ERA.
- Made 21 starts for Triple-A Oklahoma in **2006** before finishing season with Texas.
- Won first two and last two starts with RedHawks, and was 2-6 in 17 starts in between.
- Allowed one hit over 7.0 shutout innings on June 10 at Omaha, with nine strikeouts and one walk.
- Had 10 strikeouts on May 21 at Salt Lake City and June 15 at Memphis, and season-high 11 on July 28 at Portland, final start of season with Oklahoma.
- Participated in the **2005** XM All-Star Futures Game, tossing a scoreless second inning for the World Team at Detroit's Comerica Park.
- Named to Texas League midseason All-Star team with Double-A Frisco; tossed 9.0-inning shutout for RoughRiders on June 16 at Corpus Christi (3 h, 2 bb, 7 so).

PERSONAL/MISCELLANEOUS

- Edinson Volquez (VOHL-kezz)...resides in Santo Domingo, Dominican Republic during the offseason with his wife, Roandy and twin daughters, Elyin and Aylin (born November 5, 2013).



VOLQUEZ'S PITCHING HISTORY

YEAR	CLUB	W-L	ERA	G	GS	CG	SHO	SV	SVO	IP	H	R	ER	HR	HB	BB	SO	WP	BK
2003	AZL RANGERS	2-1	4.00	10	4	0	0	1	0	27.0	24	14	12	1	2	11	28	4	0
2004	CLINTON	4-4	4.21	21	15	0	0	3	0	87.2	82	49	41	8	3	27	74	4	1
	STOCKTON	4-1	2.95	8	8	0	0	0	0	39.2	31	16	13	6	2	14	34	2	0
2005	BAKERSFIELD	5-4	4.19	11	11	1	0	0	0	66.2	64	34	31	9	7	12	77	3	0
	AZL RANGERS	0-0	0.00	1	1	0	0	0	0	2.0	2	0	0	0	0	0	2	1	0
	FRISCO	1-5	4.14	10	10	1	1	0	0	58.2	58	29	27	6	1	17	49	1	0
	TEXAS	0-4	14.21	6	3	0	0	0	0	12.2	25	22	20	3	2	10	11	0	0
2006	OKLAHOMA	6-6	3.21	21	21	0	0	0	0	120.2	86	51	43	9	4	72	130	3	2
	TEXAS	1-6	7.29	8	8	0	0	0	0	33.1	52	28	27	7	1	17	15	0	0
2007	BAKERSFIELD	0-4	7.13	7	7	0	0	0	0	35.1	27	28	28	4	2	20	38	5	0
	FRISCO	8-1	3.55	11	11	0	0	0	0	58.1	46	23	23	9	2	19	62	1	0
	OKLAHOMA	6-1	1.41	8	8	0	0	0	0	51.0	25	8	8	0	1	21	66	3	0
	TEXAS	2-1	4.50	6	6	0	0	0	0	34.0	34	18	17	4	2	15	29	0	0
2008	CINCINNATI	17-6	3.21	33	32	0	0	0	0	196.0	167	82	70	14	14	93	206	10	1
2009	CINCINNATI	4-2	4.35	9	9	0	0	0	0	49.2	34	25	24	6	5	32	47	2	1
2010	LYNCHBURG	1-0	0.00	2	2	0	0	0	0	8.0	3	0	0	0	1	0	7	0	0
	LOUISVILLE	3-0	1.96	4	4	0	0	0	0	23.0	11	5	5	1	1	8	21	2	0
	DAYTON	0-0	1.38	2	2	0	0	0	0	13.0	11	4	2	2	1	4	19	0	0
	CINCINNATI	4-3	4.31	12	12	0	0	0	0	62.2	59	30	30	6	3	35	67	5	0
2011	LOUISVILLE	4-2	2.37	13	13	1	0	0	0	87.1	72	31	23	5	4	29	83	7	0
	CINCINNATI	5-7	5.71	20	20	0	0	0	0	108.2	106	72	69	19	4	65	104	5	2
2012	SAN DIEGO	11-11	4.14	32	32	1	1	0	0	182.2	160	88	84	14	9	105	174	9	1
2013	SAN DIEGO	9-10	6.01	27	27	0	0	0	0	142.1	168	100	95	14	3	69	116	11	0
	DODGERS	0-2	4.18	6	5	0	0	0	0	28.0	25	14	13	5	0	8	26	5	0
2014	PITTSBURGH	13-7	3.04	32	31	1	0	0	0	192.2	166	75	65	17	14	71	140	15	0
2015	KANSAS CITY	13-9	3.55	34	33	1	0	0	0	200.1	190	89	79	16	8	72	155	3	0
2016	KANSAS CITY	10-11	5.37	34	34	0	0	0	0	189.1	217	124	113	23	7	76	139	5	1
	MILB TOTALS	44-29	3.40	129	117	3	1	4	0	678.1	542	292	256	60	31	254	690	36	3
	MLB TOTALS	89-79	4.44	259	252	3	1	0	0	1432.1	1403	767	706	148	72	668	1229	70	6

BATTING HISTORY

YEAR	CLUB	AVG.	G	AB	R	H	2B	3B	HR	RBI	SH	SF	HBP	BB	SO	SB	CS	OPB	SLG	E
2016	KANSAS CITY	.000	34	5	0	0	0	0	0	0	0	0	0	0	3	0	0	.000	.000	1
	MLB TOTALS	.082	239	282	15	23	2	0	1	8	43	0	1	7	145	0	0	.104	.099	11

POSTSEASON HISTORY

YEAR	CLUB	SERIES	W-L	ERA	G	GS	CG	SHO	SV	SVO	IP	H	R	ER	HR	HB	BB	SO	WP	BK
2010	CIN/PHI	NLDS	0-1	21.60	1	1	0	0	0	0	1.2	4	4	4	0	0	2	0	0	0
2014	PIT/SF	NLWC	0-1	9.00	1	1	0	0	0	0	5.0	5	5	5	1	0	3	3	0	0
2015	KC/HOU	ALDS	0-1	4.76	1	1	0	0	0	0	5.2	5	3	3	0	0	4	8	0	0
	KC/TOR	ALCS	1-1	4.09	2	2	0	0	0	0	11.0	5	5	5	1	1	8	7	0	0
	KC/NYM	WS	0-0	3.00	2	2	0	0	0	0	12.0	8	5	4	2	1	6	8	0	0
	DIVISION SERIES		0-2	8.59	2	2	0	0	0	0	7.1	9	7	7	0	0	6	8	0	0
	TOTALS		1-4	5.35	7	7	0	0	0	0	35.1	27	22	21	4	2	23	26	0	0

ALL-STAR HISTORY

YEAR	CLUB/TM	SITE	W-L	ERA	G	GS	CG	SHO	SV	SVO	IP	H	R	ER	HR	HB	BB	SO	WP	BK
2008	NL/CIN	NYN	0-0	18.00	1	0	0	0	0	1	1.0	2	2	2	1	0	0	2	0	0

VOLQUEZ'S WORLD BASEBALL CLASSIC HISTORY

YEAR	CLUB	W-L	ERA	G	GS	CG	SHO	SV	SVO	IP	H	R	ER	HR	HB	BB	SO	WP	BK
2013	DOM. REPUBLIC	1-0	4.35	3	3	0	0	0	0	10.1	5	5	5	1	-	6	9	-	-
2009	DOM. REPUBLIC	0-1	0.00	1	1	0	0	0	0	3.0	2	3	0	0	-	2	3	-	-
TOTALS		1-1	3.38	4	4	0	0	0	0	13.1	7	8	5	1	-	8	12	-	-

CAREER TRANSACTIONS

2016: Signed by Miami as free agent on December 1

2014: Signed by Kansas City as free agent on Dec. 29

2013: Signed by Los Angeles-NL as free agent on August 30
Signed by the Pittsburgh as free agent on Dec. 13

2011: Acquired by San Diego with 1B Yonder Alonso, RHP Brad Boxberger, and C Yasmani Grandal from Cincinnati in exchange for RHP Mat Latos on Dec. 17

2007: Acquired by Cincinnati with LHP Danny Herrera from Texas in exchange for OF Josh Hamilton on Dec. 21

2001: Signed by Texas as non-drafted free agent on Oct. 29; signed by Rangers' scout Rodolfo Rosario



- Courtesy Josh Cataldo 2017





NON-ROSTER INVITE

85 RODRIGO VIGIL

CATCHER HT 5'10" WT 203 | BATS RIGHT THROWS RIGHT

MLB SERVICE NONE | BIRTHPLACE DAVID, PAN

BORN JANUARY 3, 1993 | OPENING DAY AGE 24 | CONTRACT STATUS SIGNED THROUGH 2017

ACQUIRED SIGNED AS INTERNATIONAL FREE AGENT ON AUGUST 15, 2009

2016 SUMMARY

- Appeared in just 34 games due to trip to disabled list from April 18-July 11 with a third metacarpal fracture in right hand.
- Opened season with Single-A Greensboro; had a hit in five-of-six games before being placed on 7-day DL.
- Had four-game rehab stint with GCL Marlins from July 6-9 before being reinstated and assigned to Single-A Jupiter on July 11.
- Hit .226 (7x31) in eight July games upon return, then batted .283 (13x46) with three triples in 14 games in August.
- With Jupiter, batted .351 (13x37) with runner on base, and .444 (8x18) with RISP and two outs; hit just .170 (8x47) with bases empty.

MINOR LEAGUE CAREER HIGHLIGHTS

- Spent **2015** at Single-A, splitting time between Greensboro (39 games) and Jupiter (37).
- Started season at Greensboro; had a hit in 11 of last 14 games (.345/19x55) before promotion to Jupiter on June 19.
- Hit .372 (16x43) with 21 RBI with RISP for Grasshoppers, and .438 (7x16) with RISP and two outs.
- Played all of **2014** with Short-Season A Batavia.
- Hit .364 (12x33) during season-long eight-game hitting streak from July 12-Aug. 2; went 5x5 on Aug. 20 at Jamestown.

HONORS AND AWARDS

2014 NEW YORK-PENN LEAGUE MIDSEASON ALL-STAR

- Opened **2013** with two games at Jupiter on June 17 & 19 (0x4) before transfer to GCL Marlins on June 20 for remainder of season.
- Went 3x3 with only home run of season on July 6 vs. GCL Cardinals, final game of season-long five-game hitting streak.
- Split **2012** between DSL Marlins (12 games) and GCL Marlins (11).
- Opened at GCL from June 22-July 25; transferred to DSL and opened with four-game hitting streak (.444/8x18), with two RBI in each of last three games of streak.
- Had career-long 10-game hitting streak (June 20-30) in **2011** with DSL Marlins; hit .381 (16x42) during streak.
- Had a hit in 21-of-24 games played in June, batting .330 (30x91) with 14 runs scored, seven doubles, a home run, and six RBI.
- Began professional career in **2010** with DSL Marlins; had a hit in first four games, but in just six of final 26 outings.

PERSONAL/MISCELLANEOUS

- Rodrigo Abdel Vigil...attended Colegio Daniel Octavio Crespo...played on Under-23 Panama National Team.

BATTING HISTORY

YEAR	CLUB	AVG.	G	AB	R	H	2B	3B	HR	RBI	SH	SF	HBP	BB	SO	SB	CS	OPB	SLG	E
2010	DSL MARLINS	.134	30	82	7	11	1	2	0	7	2	1	5	8	14	1	1	.250	.195	0
2011	DSL MARLINS	.247	46	174	23	43	8	0	1	13	1	0	3	16	22	2	3	.321	.310	8
2012	GCL MARLINS	.200	11	40	2	8	2	0	0	3	0	0	1	1	6	1	0	.238	.250	3
	DSL MARLINS	.268	12	41	4	11	1	1	0	6	0	1	2	4	7	1	0	.354	.341	3
2013	JUPITER	.000	2	4	0	0	0	0	0	0	0	0	0	0	0	0	0	.000	.000	0
	GCL MARLINS	.282	24	78	12	22	2	1	1	2	0	0	4	4	8	0	0	.349	.372	3
2014	BATAVIA	.280	32	107	9	30	5	1	1	10	2	0	2	6	9	1	0	.330	.374	4
2015	GREENSBORO	.300	39	150	16	45	8	0	0	21	1	1	0	4	13	0	0	.316	.353	2
	JUPITER	.182	37	121	6	22	2	0	0	12	1	1	3	4	17	0	0	.225	.198	1
2016	GREENSBORO	.350	6	20	2	7	3	0	0	0	0	0	0	1	0	0	0	.381	.500	0
	GCL MARLINS	.182	4	11	1	2	1	0	0	0	0	0	1	1	2	0	0	.308	.273	0
	JUPITER	.250	24	84	4	21	2	3	0	8	1	0	2	2	12	0	0	.284	.345	1
	MILB TOTALS	.243	267	912	86	222	35	8	3	82	8	4	23	51	110	6	4	.299	.309	25

CAREER TRANSACTIONS

2009: Signed as international free agent on August 15; signed by Marlins' scouts Luis Cordoba and Albert Gonzalez



ROSTER OFFICE | MILB OFFICE | PLAYERS | 2016 IN REVIEW | CLUB HISTORY | POSTSEASON HISTORY | PLATE IN DEVELOPMENT | 2017 PROSPECTS | ANNUAL INFORMATION



64 NICK WITTGREN

PITCHER HT 6'2" WT 216 | BATS RIGHT THROWS RIGHT

MLB SERVICE 143 DAYS | MLB DEBUT APRIL 19, 2016 | BIRTHPLACE TORRANCE, CA

BORN MAY 29, 1991 | OPENING DAY AGE 25 | CONTRACT STATUS SIGNED THROUGH 2017

ACQUIRED SELECTED IN NINTH ROUND OF 2012 FIRST-YEAR PLAYER DRAFT

2016 SUMMARY

- Had three separate stints with Marlins (48 games) during rookie season: April 19-26; May 10-14; and May 26 until end of season.
- His 3.14 ERA ranked fifth among qualified National League rookie relievers.
- Also ranked 10th among rookie relievers in games, tied for 10th in innings pitched, and tied for 13th in strikeouts.
- Made 10 appearances for Triple-A New Orleans; held opponents to .143 average, with 11 strikeouts and four walks.
- After allowing two runs in first outing for Zephyrs, held opponents scoreless over 10.0 innings in final nine appearances.
- Made Major League debut on April 19 vs. Washington and faced one batter (0.0 ip, r, er, bb).
- Earned first career win on June 2 vs. Pittsburgh.
- Had season-long scoreless innings streak of 12.2 frames (11 games) from June 29–July 27; held opponents to .116 average (5x43) in that time, with eight strikeouts and one walk (intentional).
- Was 3-1, 2.73 (26.1 ip/8 er) in 20 first-half appearances, and 1-2, 3.55 (25.1/10) in 28 second-half outings.
- Posted 2-0, 2.70 (23.1/7) mark at home, and 2-3, 3.49 (28.1/11) mark on road.
- Stranded 24-of-29 inherited runners on the year.

MINOR LEAGUE CAREER HIGHLIGHTS

- After brief two-game stint with Double-A Jacksonville to start 2015 season, spent rest of campaign with Triple-A New Orleans.
- Made NOLA debut on April 15 and earned a win in relief, striking out the side in his only inning.
- Earned a save in four straight appearances between May 23 and June 1, but had just three strikeouts in that frame, holding opponents to four hits and no runs.
- Converted first eight save opportunities for NOLA; suffered first blown save on June 28 at Iowa.
- Posted ERA of 1.38 in 10 games in May, and 2.25 in nine games in June, propelling him to Pacific Coast League Midseason All-Star nod.
- Recorded exactly one walk in every month of season with NOLA except April, when he walked three, and finished season with 8.00 so/bb ratio.
- Held left-handed hitters to a .183 (19x104) batting average.
- Held opponents to a .171 (6x35) average with runners on base and two outs, but allowed a .323 (20x62) average against to first batter faced.

CAREER BESTS

INNINGS PITCHED.....	3.0 — 6/2/16 vs. PIT
STRIKEOUTS.....	3 (3x) — LAST, 6/11/16 at ARI
SCORELESS IP.....	12.2 — 6/29/16 to 7/27/16
WIN STREAK.....	2 — 6/17/16 to 7/1/16
LOSS STREAK.....	—

MLB DISABLED LIST HISTORY

NONE

HONORS AND AWARDS

2015.....	PACIFIC COAST LEAGUE MIDSEASON ALL-STAR
2013.....	MILB.COM RELIEVER OF THE YEAR
	FLORIDA STATE LEAGUE MIDSEASON AND POSTSEASON ALL-STAR
	MARLINS' MINOR LEAGUE PITCHER OF THE MONTH (AUGUST)
2012.....	NEW YORK-PENN LEAGUE ALL-STAR

- Spent 2014 with Jacksonville, recording career-high 66.0 innings pitched.
- Among qualified Southern League relievers, ranked second in games finished (42) and third in saves (20).
- In 52 appearances, held opponents to 14 walks (1.9 BB/9 rate) and six home runs (0.8 hr/9 rate).
- Recorded eight saves with a 4.55 ERA (31.2/16) in 24 first-half appearances.
- In second half, went 12-for-13 in save opportunities with a 2.62 ERA (34.1/10).
- In 2013, was named Marlins' Minor League Pitcher of the Month for August. In 11 appearances, went 1-0 with five saves and four hits allowed over 11.0-scoreless innings, with 12 strikeouts to one walk.
- Highest monthly ERA of season was 1.74 (10.1/2) in July.
- Held opponents scoreless for entire month in both May (11 g/13.2 ip) and August (11/11.0), and to just one run in June (6 /7.2).
- Most runs allowed in a month were three (two earned) in both April and July.
- Converted first four save opportunities of season, over span of first nine appearances, and set season-high with five strikeouts in a 2.0-inning outing on April 20 vs. Charlotte.



- Converted eight straight saves from May 3-30, longest stretch of season.
- Converted last five save chances of season over span of last six appearances.
- Held right-handed batters to .191 (25x131) average, while left-handers hit .250 (17x68), including only home run he allowed on season.
- Opponents batted just .132 (7x53) with runners in scoring position, with just five runs scored.
- Was promoted to Double-A Jacksonville on August 29 and made four appearances before end of season, tossing 1.0 perfect inning in each game.
- Converted only save chance for Suns, on September 1 vs. Mississippi.
- Made professional debut in **2012** with Short-Season A Jamestown and converted all 11 save opportunities in 17 appearances.
- Struck out multiple batters in eight straight outings from June 22-July 11, and 13 of 17 overall with Jamestown. High was four on July 17 at Batavia (2.0 ip).

- Named to New York-Penn League All-Star team.
- Promoted to Single-A Greensboro on August 15.
- Converted both save opportunities with Grasshoppers, and struck out multiple batters in all six appearances, with a high of three on August 26 at Augusta.

PERSONAL/MISCELLANEOUS

- Nicholas James Wittgren...attended Purdue University after one year at Parkland College (JC) in Champaign, Illinois...led Parkland to fifth-place finish in 2010 NJCAA Division II World Series...earned Second Team All-Big Ten honors in first year at Purdue, leading conference in saves (12)...holds Purdue career records for saves (22) and strikeouts-per-9.0 innings (9.196, min. 75.0 IP)...played for Hyannis Harbor Hawks in Cape Cod League in 2011, going 3-0 with 0.95 ERA (19.0 ip/2 er) in 17 games.

WITTGREN'S PITCHING HISTORY

YEAR	CLUB	W-L	ERA	G	GS	CG	SHO	SV	SVO	IP	H	R	ER	HR	HB	BB	SO	WP	BK
2012	JAMESTOWN	0-2	1.46	17	0	0	0	11	11	24.2	24	4	4	0	1	4	34	0	0
	GREENSBORO	0-0	0.00	6	0	0	0	2	2	6.0	1	0	0	0	0	1	13	1	0
2013	JUPITER	2-1	0.83	48	0	0	0	25	29	54.1	42	7	5	1	2	10	59	0	0
	JACKSONVILLE	0-0	0.00	4	0	0	0	1	1	4.0	0	0	0	0	0	0	4	0	0
2014	JACKSONVILLE	5-5	3.55	52	0	0	0	20	25	66.0	73	31	26	6	2	14	56	2	1
2015	JACKSONVILLE	0-0	0.00	2	0	0	0	1	1	1.2	0	0	0	0	0	0	3	0	0
	NEW ORLEANS	1-6	3.03	51	0	0	0	19	23	62.1	58	22	21	6	1	8	64	1	0
MLB TOTALS		8-14	2.30	180	0	0	0	79	92	219.0	198	64	56	13	6	37	233	4	1

CAREER TRANSACTIONS

2012: Selected by Miami in ninth round of First-Year Player Draft; signed by Marlins' scout Kevin Ibach



- Courtesy Denis Bancroft 2016



21 CHRISTIAN YELICH

OUTFIELD HT 6'4" WT 199 | BATS LEFT THROWS RIGHT

MLB SERVICE 3 YEARS, 69 DAYS | MLB DEBUT JULY 23, 2013 AT COLORADO | BIRTHPLACE THOUSAND OAKS, CA
 BORN DECEMBER 5, 1991 | OPENING DAY AGE 25 | CONTRACT STATUS SIGNED THROUGH 2021
 ACQUIRED SELECTED IN FIRST ROUND (23RD OVERALL) OF 2010 FIRST-YEAR PLAYER DRAFT

2016 SUMMARY

- Became fourth outfielder (fifth time) in Franchise history to win National League Silver Slugger award after posting career highs in home runs (21), RBI (98) and slugging percentage (.483).
- Also had career highs in on-base percentage (.376) and doubles (38).
- Finished ninth in NL in RBI, 13th in on-base percentage, and 15th in average.
- Among NL outfielders, finished third in on-base percentage and doubles, fourth in RBI, 11th in slugging, and tied for 17th in home runs.
- Led team with 50 multi-hit games, tying career high (2014).
- Led NL with 34 go-ahead RBI, which tied for second in MLB with Miguel Cabrera and Eric Hosmer, trailing Albert Pujols (35).
- Ranked ninth in NL in batting average in seventh inning or later (.310).
- Went 0x1 as pinch hitter on May 1 at Milwaukee, snapping streak of 23 games reaching base; was longest such streak of career to begin a season.
- Also was second-longest such streak to open 2016 in the Majors, behind Joe Mauer (28), and third-longest streak to start a players' season in Club history, behind Logan Morrison in 2011 (34) and Hanley Ramirez in 2008 (29).
- Recorded 500th and 501st career hits on August 6 at Colorado.
- Had a 35-game on-base streak on the road snapped on Aug. 18 at Cincinnati; was longest streak of season in NL, third-longest of season in MLB, behind Jose Altuve (43) and Mookie Betts (38).
- It was longest such streak in Club history, surpassing 33-game run by Luis Castillo from April 22-July 16, 2002.
- On September 1 at the Mets, became just second player in Club history with at least three hits, two runs scored, one home run, four RBI, and two steals in a game, joining Gary Sheffield on Sept. 18, 1995 at Philadelphia (3 h, 3 r, 2 hr, 7 rbi, 2 sb), and only seventh to do so in MLB since 2000.
- Hit 14 of his home runs in second half, and recorded 53 RBI, fourth-most in NL behind Nolan Arenado (63), Freddie Freeman (57), and Joey Votto (55).

MAJOR LEAGUE CAREER HIGHLIGHTS

- Limited to 126 games in 2015 because of two stints on the disabled list.
- First DL stint was from April 24-May 8 with a lower back strain; second was from August 10-25 with a right knee contusion.
- Batted .357 from June 27 to end of season (71 games); his average over that span led the Majors.

CAREER BESTS

HITS	5 — 10/3/15 at PHI (G1)
RUNS	4 — 5/16/14 at SF
HOME RUNS	1 (41x) — LAST, 9/30/16 vs. WSH
RBI	4 (3x) — LAST, 9/1/16 vs. NYM
SB	2 (5x) — LAST, 9/1/16 vs. NYM
HITTING STREAK	17 — 4/3/14 to 4/23/14
GRAND SLAMS	—
CAREER PINCH-HIT HR	—
CAREER GAME-ENDING HR	—

MLB DISABLED LIST HISTORY

2015	STRAINED LOWER BACK (APRIL 24-MAY 8) RIGHT KNEE CONTUSION (AUGUST 10-25)
2014	STRAINED LOWER BACK (JUNE 14-29)

HONORS AND AWARDS

2016	SILVER SLUGGER AWARD (NATIONAL LEAGUE OUTFIELDER)
2014	RAWLINGS® GOLD GLOVE AWARD (NL LEFT FIELD) MLB PLAYERS ALUMNI ASSOCIATION MARLINS' HEART & HUSTLE AWARD
2013	SOUTHERN LEAGUE PLAYER OF THE WEEK (MAY 6-12)
2012	MARLINS' MINOR LEAGUE PLAYER OF THE YEAR FLORIDA STATE LEAGUE MIDSEASON AND POSTSEASON ALL-STAR FSL PLAYER OF THE WEEK (APRIL 16-22)
2011	MARLINS' MINOR LEAGUE PLAYER OF THE YEAR SOUTH ATLANTIC LEAGUE MIDSEASON AND POSTSEASON ALL-STAR MARLINS' MINOR LEAGUE PLAYER OF THE MONTH (JULY)

- Was batting .196 through May 25; raised average to .300 by end of season; Chone Figgins was the last qualifying player to be hitting below .200 as late as May 25 and finish hitting over .300.
- Hit .468 (29x62) over final 15 road games, the best road mark in MLB after Sept. 1.
- Set Club record with eight hits in a doubleheader on October 3 at Philadelphia; was one hit short of tying MLB record, shared by Bill Terry (June 18, 1929) & Lee Thomas (Sept. 5, 1961). - STATS LLC



- Had a hit in eight consecutive plate appearances that day, tying Preston Wilson (May 12-15, 2001) for Club record. - *STATS LLC*
- Set new single-game career high with five hits in Game 1 of the twin bill.
- Six of his seven home runs came on road; now 17 of 20 for his career.
- First home run at Marlins Park was on July 31, snapping span of 91 games without a homer in Miami.
- Had season-long stretch of 24 straight games reaching base safely snapped on July 26; longest such streak on Club in 2015.
- Recorded 300th career hit and career-high two OF assists on July 11 vs. Cincinnati.
- Recorded two hits in seventh inning on July 11, becoming second Marlins' player with two hits in one inning in 2015 (Derek Dietrich, June 16 vs. the Yankees, first inning).
- In **2014**, earned first career Rawlings® Gold Glove award after leading Majors in fielding percentage as left fielder (.996), ahead of Alex Gordon (.994). Committed just one error in 262 total chances.
- Was first outfielder in Club history to win a Gold Glove.
- Was also named Marlins' recipient of Heart & Hustle Award by MLB Players Alumni Association, awarded to active player who demonstrates passion for the game and embodies the values, spirit and traditions of the game.
- On September 23 vs. Philadelphia, recorded 71st career multi-hit effort in 200th career game. Was third-most multi-hit games in first 200 career games in Club history, behind Chris Coghlan and Hanley Ramirez (72 each). - *Elias*
- His .365 OBP as leadoff hitter ranked second in National League and MLB, while 92 runs scored were third in NL (fourth in MLB).
- Batted .317 vs. left-handed pitchers, which ranked third in NL (fourth in MLB) by a left-handed hitter.
- Was third-highest lefty vs. lefty season average in Club history, trailing only Cliff Floyd in 2000 (.333) and 1998 (.325).
- Ranked ninth among NL outfielders with 21 steals.
- Ranked eighth in NL with .339 (37x109) average in August.
- His 37 hits in August were most in a calendar month in career, surpassing mark of 33 recorded one month earlier.
- Ranked second in NL (sixth in MLB) in pitches/PA (4.25), behind Matt Carpenter (4.37).
- From August 11 to end of season, tied for most hits (59) in NL, with Josh Harrison and Buster Posey, and tied for most runs (30), with Dee Gordon and Anthony Rendon.
- Starting on June 7, when he began day with season-low .240 average, hit .312 (109x349) for rest of season, raising average to final mark of .284.
- On April 21 at Atlanta, set new Club record by stealing 14th consecutive base without a caught stealing to open career. Previous record was 13, by Edgar Renteria. Streak was snapped in first inning on May 2 vs. the Dodgers.
- Had career-long hitting streak of 17 games from April 3-23, batting .366 (26x71) with four doubles, a triple, and four RBI.
- According to *STATS LLC*, was second outfielder (third time) age 22 or younger since 2009 to record streak of 17-plus games, joining Justin Upton (17 in 2010 at 22 years old and 18 in 2009 as 21-year-old). Prior to Upton, it had not happened in 31 years (Jack Clark & Terry Puhl in 1978).
- Hit first HR of season April 30 vs. Atlanta, marking 100th career hit.
- Had first career leadoff home run on May 16 at San Francisco. According to *STATS LLC*, was second-youngest Marlins' player to hit a leadoff homer, at 22 years, 162 days, behind Hanley Ramirez (22-116 on April 18, 2006).
- Had first career walk-off hit on May 22 vs. Philadelphia (single).
- Set new career highs with four hits and four RBI on June 10 at Texas. Was just second Marlin leadoff hitter to ever have four-plus hits and four-plus RBI in a game, joining Juan Pierre (4x6, 4 rbi on Sept. 16, 2003 at Philadelphia).
- Among rookies with at least 240 ABs in **2013**, his .288 average (69x240) ranked fifth, behind Yasiel Puig (.319), Jose Iglesias (.303), J.B. Shuck (.293) and Wil Myers (.293).
- Also, his .370 on-base percentage was second only to Puig (.391).
- Had contract selected on July 23 and made Major League debut that night at Colorado (2x4, rbi). Had hit in first two at-bats, off of Jhoulys Chacin.
- Was initially 3x4 with two RBI in debut, but third hit and second RBI were later taken away by scoring change to E-4 by MLB.
- Batted .303 (20x66) over first 16 games, through August 8. Average dipped to low of .252 on August 25, but from August 27 through end of season, batted .330 (36x109) in 30 games to bring average to .288.
- His .330 average over that final span ranked tied for ninth in NL (min. 95 PA) with Scooter Gennett, was tied for 16th in Majors, and tied with Gennett for first among all rookies.

MINOR LEAGUE CAREER HIGHLIGHTS

- Was limited to 56 games with Double-A Jacksonville and Single-A Jupiter prior to call-up to Majors in **2013** due to foot and abdominal injuries.
- Had season-long 15-game hitting streak for Suns from April 21-May 9, batting .358 (24x67) with seven doubles, four triples, three home runs and 15 RBI.
- Had a 5x6 game at Pensacola on May 7, with two triples, a home run and two RBI.
- In **2012**, earned Marlins' Minor League Player of the Year award for second time, becoming first Miami Minor Leaguer to win award twice.
- Batted .500 (12x24) with two doubles, two triples, two home runs and five RBI in first seven games of season, earning Florida State League Player of the Week honors.
- Was on 7-day disabled list from May 31-June 19 due to a concussion.
- Longest hitting streak of season was 10 games, from July 18-28. Batted .452 (19x42) during streak, with five doubles, a home run and eight RBI.
- Led FSL in slugging, was second in batting and on-base percentage, third in runs, tied for fifth in doubles, and sixth in hits.
- Batted .285 (47x165) in 44 games in first half, with 29 runs scored, 12 doubles, three triples, seven home runs, 21 RBI, a .359 on-base percentage and a .521 slugging percentage. In 62 second-half games, batted .362 (84x232) with 47 runs scored, 17 doubles, two triples, five home runs, 27 RBI, a .435 on-base percentage and a .517 slugging percentage.
- Led Single-A Greensboro to South Atlantic League championship in **2011**, earning SAL All-Star honors.
- Finished regular season on career-long 11-game hitting streak, batting .357 (15x42) with two doubles, three home runs and 12 RBI over that span (August 25-September 5).



- Batted .272 (63x232) in 62 first-half games, with five home runs, 32 RBI, a .352 on-base percentage and a .401 slugging percentage. In 60 second-half games, batted .354 (81x229) with 10 home runs, 45 RBI, a .423 on-base percentage and a .568 slugging percentage.
- Finished third in SAL in batting, tied for sixth in steals, seventh in on-base percentage and tied for seventh in total bases (223).
- Made professional debut with Gulf Coast League Marlins on August 23, 2010. Went 3x3 with two runs scored, a triple and two RBI in first game.

PERSONAL/MISCELLANEOUS

- Christian Stephen Yelich (YELL-itch)...graduated from Westlake High School (CA) in 2010....younger brother, Collin, was drafted by Atlanta in 29th round of 2015 First-Year Player Draft; signed by Miami to Minor League contract in 2016 offseason.

YELICH'S BATTING HISTORY

YEAR	CLUB	AVG.	G	AB	R	H	2B	3B	HR	RBI	SH	SF	HBP	BB	SO	SB	CS	OPB	SLG	E
2010	GCL MARLINS	.375	6	24	3	9	1	1	0	3	0	0	0	2	7	1	0	.423	.500	0
	GREENSBORO	.348	6	23	2	8	2	0	0	2	0	0	0	1	6	0	0	.375	.435	0
2011	GREENSBORO	.312	122	461	73	144	32	1	15	77	0	2	3	55	102	32	5	.388	.484	6
	GCL MARLINS	.250	1	4	0	1	0	0	0	0	0	0	0	0	0	0	0	.250	.250	1
2012	JUPITER	.330	106	397	76	131	29	5	12	48	1	0	0	49	85	20	6	.404	.519	5
	GCL MARLINS	.294	5	17	2	5	0	1	0	0	0	0	0	1	5	0	0	.333	.412	0
2013	JUPITER	.231	7	26	3	6	0	0	2	4	0	0	0	4	8	0	0	.333	.462	0
	JACKSONVILLE	.280	49	193	33	54	13	6	7	29	0	2	1	26	52	5	5	.365	.518	1
	MIAMI	.288	62	240	34	69	12	1	4	16	0	1	1	31	66	10	0	.370	.396	0
2014	JUPITER	.333	2	6	2	2	0	0	0	1	0	0	0	1	1	1	0	.429	.333	0
	NEW ORLEANS	.111	2	9	1	1	0	0	1	4	0	0	0	0	5	0	0	.111	.444	0
2015	MIAMI	.284	144	582	94	165	30	6	9	54	3	2	3	70	137	21	7	.362	.402	2
	JUPITER	.333	3	9	2	3	1	0	0	0	0	0	0	1	3	1	0	.400	.444	0
2016	MIAMI	.300	126	476	63	143	30	2	7	44	0	0	2	47	101	16	5	.366	.416	2
	MIAMI	.298	155	578	78	172	38	3	21	98	0	5	4	72	138	9	4	.376	.483	6
2016	MILB TOTALS	.311	309	1169	197	364	78	14	37	168	1	4	4	140	274	60	16	.386	.497	13
	MLB TOTALS	.293	487	1876	269	549	110	12	41	212	3	8	10	220	442	56	16	.368	.430	10

CAREER TRANSACTIONS

2010: Selected by Florida in first round (23rd overall) of First-Year Player Draft; signed by Marlins' scout Tim McDonnell



- Courtesy Denis Bancroft 2016



29 BRAD ZIEGLER

PITCHER HT 6'4" WT 231 | BATS RIGHT THROWS RIGHT

MLB SERVICE: 8 YEARS, 122 DAYS | MLB DEBUT: MAY 31, 2008 AT TEXAS (W/OAK) | BIRTHPLACE: PRATT, KS

BORN: OCTOBER 10, 1979 | OPENING DAY AGE: 37 | CONTRACT STATUS: SIGNED THROUGH 2018

ACQUIRED: SIGNED AS FREE AGENT ON DECEMBER 23, 2016

2016 SUMMARY

- Combined to go 4-7, 2.25 (68.0 ip/17 er) in 69 games between Arizona (36 games) and Boston (33).
- Opened season with D-backs; posted 0.82 ERA (11.0/1) over first 10 outings before allowing three earned runs on April 30 vs. Colorado.
- ERA increased to season-high 3.72 through May 28; 20 of next 25 outings were scoreless, decreasing ERA to 2.56 at time of July 29 trade to Boston.
- Earned save in first two appearances for Boston, and held opponents scoreless over 3.0 innings in first three outings.
- Allowed three runs in fourth outing, on August 11 vs. Yankees, but proceeded to allow just one earned run over next 18.1 innings (0.49 ERA) across last 21 appearances of season.
- Had scoreless innings streak of 17.2 frames (20 games) from Aug. 13-September 30; it marked second-longest streak of career by games, and third-longest by innings.

MAJOR LEAGUE CAREER HIGHLIGHTS

- Set career bests in **2015** with Arizona in saves (30) and WHIP (0.96) in fifth season with Arizona, going 0-3 with 1.85 ERA (68.0/14) in 66 games.
- Ranked among NL relievers in ERA (fifth), save percentage (fifth, 93.8), WHIP (10th) and saves (T-10th).
- Established Arizona single-season reliever record in ERA and save percentage and tied for sixth in saves.
- Tied Club record by converting 28 straight save opportunities to end season.
- Averaged career-low 6.35 hits per 9.0 innings.
- Went 14-for-15 in save chances at Chase Field and posted 1.36 ERA (39.2/6).
- Set Club's all-time appearance mark (254) on April 25 vs. Pirates.
- Made 500th career appearance on June 19 vs. Padres.
- Had a 15-game scoreless streak from June 6-July 20 (16.2 ip).
- D-backs nominee for Bob Feller Act of Valor Award for the second straight season; nominees are evaluated on baseball accomplishments, integrity and character, service to our country, and community service.
- Went 5-3 with one save and 3.49 ERA (67.0/26) in 68 appearances in **2014**.
- Underwent season-ending microfracture surgery on left knee on Sept. 9 in Phoenix (performed by Dr. Michael Lee).
- Finished fourth in NL with 29 holds, third-most by a D-back in a single season; only Brandon Lyon (35 in 2007) and Tony Pena (30 in 2007) had more.
- Set career high with 7.25 strikeouts per 9.0 IP and 29 holds, while his 54 strikeouts tied a career best (also 2009).

CAREER BESTS

INNINGS PITCHED.....	3.0 — LAST, 7/30/08 vs. KC
STRIKEOUTS.....	4 (2x) — LAST, 7/9/14 vs. MIA
SCORELESS IP.....	39.0 — 5/31/08 to 8/14/08
WIN STREAK.....	7 (2x) — LAST, 5/27/14 to 8/31/14
LOSS STREAK.....	4 (2x) — LAST, 6/28/16 to 8/11/16

MLB DISABLED LIST HISTORY

2004.....	SKULL FRACTURE (SEPTEMBER 17-28)
2003.....	RIGHT BICEPS TENDINITIS (JULY 10-AUGUST 26)

HONORS AND AWARDS

2006.....	TEXAS LEAGUE MIDSEASON AND POSTSEASON ALL-STAR TL PITCHER OF THE WEEK (APRIL 9-15)
-----------	--

- 19.0-game scoreless streak from April 8-May 14 was tied for third longest in club history (four others).
- Recorded career-low .183 average (17x93) vs. left-handers (.299 career average vs lefties entering season).
- Went 4-1, 2.42 (48.1/13) in first half, with career-best .198 average against (34x172); 22 of first 23 games were scoreless.
- Set career highs in wins (8), saves (13) and games (78) in **2013**.
- Led NL relievers in appearances and tied for first in wins (8) with Vin Mazzaro.
- Tied for second on D-backs' all-time list in appearances with Byung-Hyun Kim (2001) and tied for third in relief wins with Kim (2002) and Stephen Randolph (2003).
- Led Majors with 158 ground outs.
- Lowered ERA from 2.44 (44.1/12) in first half to 1.88 (28.2/6) after All-Star Break.
- Went 6-1 with 2.49 ERA (68.2/19) in 77 games in first full season with Arizona in **2012**.
- Ranked among NL relief leaders in grounded into double plays (first, 21), wins (tied for fifth), home runs per 9.0 IP (sixth, 0.26) and appearances (tied for sixth).
- His 21 GDP set a Club record by a reliever and were the most in baseball since Orioles' Doug Sisk in 1988 (also 21).
- 14 fly balls were the fewest in the Majors (min. 30 games).
- Allowed 11-of-54 (20.4 percent) inherited runners to score; the 54 inherited runners were fourth most in NL.



- Notched fourth win and first Major League hit on June 22 vs. Cubs (single off Jeff Samardzija).
- Made career-high-tying seven consecutive hitless appearances from July 20-Aug. 4 (also Aug. 25-Sept. 8, 2011).
- Homer allowed on Sept. 24 at Rockies (Andrew Brown) was his first since June 30, 2010 at Baltimore, ending longest homerless streak (145.0 ip) since Roger Clemens (149.2 ip) from July 14, 1990-May 13, 1991. - *Elias*
- D-backs nominee for the Marvin Miller Man of the Year Award.
- Went 3-2 with 2.16 ERA (58.1/14) in 66 relief appearances with Oakland (43 games) and Arizona (23) in **2011**.
- Went 0-0 with 1.74 ERA (20.2/4) with the D-backs and 3-2 with 2.39 ERA (37.1/10) with A's.
- Limited right-handed hitters to .188 (28x149) average, seventh-best among all pitchers with at least 160 plate appearances against; joined Giants' Javier Lopez as only two pitchers in baseball to throw at least 50.0 innings without surrendering a home run.
- Allowed 37.3 percent (22-of-59) of inherited runners to score; his 59 inherited runners tied for fourth-most in baseball.
- Appeared in two NL Division series games vs. Brewers; allowed four runs on four hits and two walks and did not record an out in Game 2.
- Went 3-7 with 3.26 ERA (60.2/22) in 64 games in **2010**.
- Led American League with nine intentional walks; also tied for 12th in AL with career-high 18 holds.
- Established career highs in strikeouts (54) and innings pitched (73.1) with the A's in **2009**, going 2-4 with 3.07 ERA (25 er) and seven saves.
- His 0.25 home runs per 9.0 innings (2 HR in 73.1 IP) was third-lowest mark among AL relievers; led AL relievers and ranked second in Majors with 14 GIDP.
- Opened season as A's closer and converted 4-of-5 save opportunities over first nine games; just one ninth inning save chance over final 55 games.
- Appeared in four World Baseball Classic Games with United States (3 ER in 3.1 IP).
- Was 3-0 with 1.06 ERA (59.2/7) and 11 saves in 47 relief outings in first Major League season in **2008**; led all relievers in ERA, sixth-lowest mark by an AL reliever since 1913.
- Set the modern Major League record (since 1900) to start a career with 39.0-consecutive scoreless innings from May 31-Aug. 12, surpassing previous record held by Phillies' George McQuillan (25.0 in 1907); also broke Yankees' Hank Thormhlen prior AL rookie record of 37.0 innings in 1918.
- His 39.0 straight scoreless innings tied modern record for longest single-season streak by a reliever (also Indians' Al Benton in 1949); tied Christy Mathewson (1901 for New York Giants) for second-longest streak by a rookie and fell 2.0 innings shy of record set by Phillies' Grover Alexander in 1911.
- Streak also matched longest by an AL pitcher since 1973, matching Kenny Rogers' 39.0-inning streak with Rangers in 1995, and was third-longest in Athletics history behind 53.0 innings for Jack Coombs (53.0 in 1910) and Rube Waddell (43.2 in 1905).
- Induced 20 GIDP, which tied Rangers' Josh Rupe for tops among big league relievers and were most by an A's reliever since statistic was tracked beginning in 1974.
- Opened year with Triple-A Sacramento and went 2-0 with 0.37 ERA (24.1/1) and eight saves in 19 games.
- Contract was selected by A's on May 30; made Major League debut on May 31 at Rangers, allowing an RBI single to lone batter he faced (Ian Kinsler) and then picked him off.
- Retired 19 consecutive batters from June 20-July 7.

- Extended scoreless inning streak to 39.0 with a scoreless eighth inning on Aug. 14 vs. Rays, but allowed an RBI double to B.J. Upton in ninth inning to end streak; it was first extra-base hit allowed in career (122 at-bats); the extra-base hit streak was longest to start a career since White Sox' Cisco Carlos had 145 at-bat stretch from 1967-68.

MINOR LEAGUE CAREER HIGHLIGHTS

- Began **2008** season with Triple-A Sacramento, going 2-0 with 0.37 ERA (24.1/1) and eight saves in 19 games before having contract selected by Oakland on May 30.
- Combined to go 12-3 with 2.41 ERA (78.1/21) and two saves in 50 games with Double-A Midland and Sacramento in **2007**; did not allow a home run.
- Threw sidearm all season after converting his motion during A's Fall Instructional League in 2006.
- Opened season with Midland and went 4-0 with 1.14 ERA (23.2/3); transferred to Sacramento on May 25 and in 25 appearances with River Cats, went 8-3 with 2.96 ERA (54.2/18); led A's farm system in wins.
- Went 1-1 with two saves and 2.45 ERA (71/2) in five postseason appearances for Pacific Coast League Champion River Cats.
- Went 9-7 with 3.71 ERA (162.2/67) in 27 games (26 starts) with Midland and Sacramento in **2006**.
- Selected to Texas League postseason All-Star Team after going 9-6 with a 3.37 ERA (53 ER in 141.2 IP) with the RockHounds; ranked second in TL in ERA.
- Named TL Pitcher of the Week for April 6-16.
- Went 11-8 with 4.94 ERA (162.0/89) and 164 strikeouts between Single-A Stockton and Midland in **2005**.
- Led California League starters in strikeouts-per-9.0 innings (9.2) and walks-per-9.0 innings (1.28) and ranked second in strikeouts (144).
- Helped Midland to Texas League Championship after going 1-0 with 3.27 ERA (11.0/4) and 13 strikeouts in two postseason starts.
- Began **2004** season with Schaumburg of independent Northern League after release from Phillies on March 28; went 3-0 with 1.50 ERA (24.0/4) in four starts for Flyers.
- Signed by A's as free agent on June 18 and went 9-2 with 3.90 ERA (92.1/40) in 16 games (15 starts) for Single-A Modesto.
- Was struck in head by a line drive above right temple during a California League playoff game and fractured his skull.
- Made professional debut in **2003** with Short-Season A Batavia and was 1-0 with 1.50 ERA (6.0/1) in three relief appearances.
- On disabled list from July 10-Aug. 26 with right biceps tendinitis.

PERSONAL/MISCELLANEOUS

- Brad Gregory Ziegler (zig-ler)...married to Kristen...has three children: Kaylin, Joshua and Laury...is a 2003 graduate of Southwest Missouri State University...graduated in 1998 from Odessa (Mo.) High School...in 2014, became charter member of the Taylor Hooton Foundations' MLB Advisory Board...since 2010, supports members of the United States military and their families through his foundation "Pastime for Patriots," (pastimeforpatriots.org)...visited with U.S. troops stationed near Djibouti, Africa during a week-long autograph tour in December 2010...his father, Greg, has been a minister at two different churches over course of 31 years...one grandfather served in the Korean War and was a colonel in the Army...during a summer break in college, worked as a Civil War battlefield tour guide...enjoys collecting baseball cards and golfing...played in the...is a big sports fan and watches the Kansas City Chiefs, Kansas Jayhawks (season-ticket holder) and San Jose Sharks.



ZIEGLER'S PITCHING HISTORY

YEAR	CLUB	W-L	ERA	G	GS	CG	SHO	SV	SVO	IP	H	R	ER	HR	HB	BB	SO	WP	BK
2003	BATAVIA	1-0	1.50	3	0	0	0	0	0	6.0	5	1	1	0	0	1	6	0	0
2004	MODESTO	9-2	3.90	16	15	0	0	0	0	92.1	94	51	40	11	2	22	77	0	1
	SCHAUMBURG	3-0	1.50	4	4	1	0	0	0	24.0	12	5	4	0	2	1	26	0	0
2005	STOCKTON	9-7	4.66	24	24	0	0	0	0	141.0	166	84	73	13	6	20	144	4	0
	MIDLAND	2-1	6.86	4	4	0	0	0	0	21.0	27	16	16	1	3	4	20	1	0
2006	SACRAMENTO	0-1	6.00	4	4	0	0	0	0	21.0	32	17	14	3	1	5	11	1	0
	MIDLAND	9-6	3.37	23	22	1	0	0	0	141.2	151	60	53	17	7	37	88	3	1
2007	MIDLAND	4-0	1.14	15	0	0	0	1	1	23.2	19	6	3	0	0	4	18	0	0
	SACRAMENTO	8-3	2.96	35	0	0	0	1	3	54.2	46	20	18	0	2	14	44	0	1
2008	SACRAMENTO	2-0	0.37	19	0	0	0	8	10	24.1	15	2	1	0	0	4	20	0	0
	OAKLAND	3-0	1.06	47	0	0	0	11	13	59.2	47	8	7	2	1	22	30	0	0
2009	OAKLAND	2-4	3.07	69	0	0	0	7	10	73.1	82	27	25	2	1	28	54	0	0
2010	OAKLAND	3-7	3.26	64	0	0	0	0	4	60.2	54	24	22	4	3	28	41	0	1
2011	OAKLAND	3-2	2.39	43	0	0	0	1	2	37.2	38	14	10	0	1	13	29	1	0
	ARIZONA	0-0	1.74	23	0	0	0	0	0	20.2	15	7	4	0	0	6	15	0	0
2012	ARIZONA	6-1	2.49	77	0	0	0	0	2	68.2	54	21	19	2	1	21	42	1	0
2013	ARIZONA	8-1	2.22	78	0	0	0	13	15	73.0	61	20	18	3	3	22	44	0	0
2014	ARIZONA	5-3	3.49	68	0	0	0	1	9	67.0	60	29	26	5	3	24	54	0	0
2015	ARIZONA	0-3	1.85	66	0	0	0	30	32	68.0	48	17	14	3	1	17	36	2	0
2016	ARIZONA	2-3	2.82	36	0	0	0	18	20	38.1	41	13	12	1	2	15	27	0	0
	BOSTON	2-4	1.52	33	0	0	0	4	8	29.2	26	8	5	1	1	11	31	1	0
MLB TOTALS		44-20	3.75	143	69	1	0	10	14	525.2	555	257	219	45	21	111	428	9	3
MLB TOTALS		34-28	2.44	604	0	0	0	85	115	596.2	526	188	162	23	17	207	403	5	1

BATTING HISTORY

YEAR	CLUB	AVG.	G	AB	R	H	ZB	3B	HR	RBI	SH	SF	HBP	BB	SO	SB	CS	OPB	SLG	E
2014	ARIZONA	.000	68	1	0	0	0	0	0	0	0	0	0	0	1	0	0	.000	.000	2
MLB TOTALS		.143	223	7	1	1	0	0	0	0	0	0	1	0	3	0	0	.143	.143	12

POSTSEASON HISTORY

YEAR	CLUB	SERIES	W-L	ERA	G	GS	CG	SHO	SV	SVO	IP	H	R	ER	HR	HB	BB	SO	WP	BK
2011	ARI/MIL	NLDS	0-0	108.00	2	0	0	0	0	0	0.1	4	4	4	0	0	2	0	0	1
2016	BOS/CLE	ALDS	0-0	0.00	1	0	0	0	0	0	0.2	0	0	0	0	0	1	1	0	0
TOTALS			0-0	36.00	3	0	0	0	0	0	1.0	4	5	5	0	0	3	1	0	1

WORLD BASEBALL CLASSIC HISTORY

YEAR	CLUB	W-L	ERA	G	GS	CG	SHO	SV	SVO	IP	H	R	ER	HR	HB	BB	SO	WP	BK
2009	UNITED STATES	0-0	8.10	4	0	0	0	0	0	3.1	8	3	3	1	-	1	0	-	-

CAREER TRANSACTIONS

- 2016:** Signed by Miami as free agent on December 23
Acquired by Boston from Arizona in exchange for RHP Jose Almonte and INF Luis Basabe on July 9
- 2011:** Acquired by Arizona from Oakland in exchange for LHP Jordan Norberto and INF Brandon Allen on July 31

- 2003:** Selected by Philadelphia in 20th round of First-Year Player Draft
- 2002:** Selected by Oakland in 31st round of First-Year Player Draft; did not sign



NEW
ERA



THE OFFICIAL ON-FIELD CAP OF
MAJOR LEAGUE BASEBALL®



ASPIRE
ACHIEVE

THIS IS THE CAP

MLB AUTHENTIC COLLECTION™ 59FIFTY™



2016 IN REVIEW



FISH BITES: The Marlins (79-82) finished in third place in the National League East for the second consecutive season in 2016, after not having done so since 2010. The Fish went 47-41 in the first half, the second-best pre-All Star winning percentage in Club history (.534), behind only a .581 (50-36) mark in 1997. Miami went just 32-41 (.438) after the Midsummer Classic, however, only the 16th best mark in Club history. Nonetheless, the Marlins improved by eight wins over their 2015 finish (71-91), and turned in the ninth-best winning percentage in Franchise history, tied with 2000 (also 79-82). Miami played just 161 games this season due to the cancellation of a September 25 home game against the Braves following the death of starting pitcher **José Fernández**.

HITTING: The Marlins ranked second in the National League with a team batting average of .263, bested only by a .275 mark by Colorado. It was the best ranking for the Club since leading the NL with a .272 average in 2005, and just the third time they finished in the top three (third in 2009 at .268).

They ranked third in the NL with 1,460 hits, the sixth-most in Club history. However, they hit just 128 home runs, tied for the seventh-fewest in Club history and ranking second-to-last in the NL, ahead of only Atlanta (122). They also scored just 655 runs, the third-lowest in the NL. Miami had 42 triples, two off the Club record of 44 set in 1999 and 2003, and tied with 2006 for third all-time.

PITCHING: Miami finished the season with a 4.05 ERA, just three points higher than its 2015 finish. That ranked sixth in the NL in 2016, best among non-playoff teams. The staff's .251 average against ranked fifth in the NL, as did its 1,379 strikeouts, which was a Club record (formerly 1,248 in 2009). The average against ranked third in Club history, behind 1997 (.250) and 2013 (.251). Its 152 home runs allowed tied the Mets for the fewest in the Majors, despite ranking just 16th in Club history.

The starting rotation registered 809 strikeouts, besting the former Club record of 801 set in 1997, and ranking sixth among NL rotations. It also posted its seventh-best average against, at .260, and allowed just 104 home runs, the fourth-lowest mark in the NL. The bullpen posted a 3.63 ERA, the fifth-best mark in Club history and ninth in the NL. It held opponents to a .237 average, fifth-best in the NL and second-best in Club history, behind a .232 mark in 2011. Miami relievers punched out 570 batters, the second-best mark in the NL behind the Dodgers (633), and a new Club record, besting 2007 (526). However, the bullpen had 29 blown saves, the most in Club history and second-most in the NL, behind San Francisco (30).

FIELDING: One year after setting a new Club record with a .987 fielding percentage, the Marlins registered their fifth-best mark ever, at .985. They committed just 86 errors, the third-lowest total ever behind 2015 (77) and 2003 (76). Their fielding percentage ranked fourth in the NL, and they committed the fourth-fewest errors, behind only San Francisco (72), Washington (73), and the Dodgers (80).

THE SADDEST ENDING: Unfortunately, the positive storylines of 2016 that were generated by **Ichiro's** march into history, the development of Miami's young 20-homer outfield, and the re-emergence of **José Fernández** as one of the game's most dominant pitchers was overshadowed by the tragic death of Fernández in a boating accident on September 25. It is with respect that we look back on feats that José accomplished on the diamond in 2016.

KID K: **José Fernández** set a new Club record in 2016 with 253 strikeouts, which ranked third in the Majors (second in the NL),

behind Max Scherzer (284) and Justin Verlander (254). Fernández, however, reached his total in just 29 starts and 182.1 innings, compared to 34 starts each for Scherzer (228.1 ip) and Verlander (227.2 ip). Fernández led the Majors with a strikeout-per-9.0 innings rate of 12.49, well ahead of Robble Ray (11.25) and Scherzer (11.19). José's mark did not just set a new Club record, besting a mark he set in 2013 (9.75), but was also the fifth-highest mark by a starting pitcher in Major League history (since 1913), behind Pedro Martínez in 1999 (13.22), Randy Johnson in 2001 (13.20), Kerry Wood in 1998 (12.58), and Johnson in 2000 (12.56). - *STATS LLC*

16

MAN OF THE HOUSE: Fernández finished his career with 42 home starts, during which he went 29-2 (.935) with a 1.49 ERA. According to *Elias*, no pitcher in the history of the game produced a higher winning percentage or lower ERA over the first 42 home starts of his career.

A MAY FOR THE AGES: With his win over the Pirates on May 31, Fernández completed May with a 6-0 record, a 1.38 ERA, and a Club-record 56 strikeouts. He was the first starter to win six games in May since Kenny Rogers in 2005 and the first to win six games in a month since Jake Arrieta and Joe Kelly did so in August 2015. Chris Hammond was the only other Marlins' starter to record six wins in a single month (June 1993). According to *Elias*, Fernández was just the third starter since 1893 to go 6-0 with 50 strikeouts in May, joining Pedro Martínez in 1999 and Roger Clemens in 1997.

GIVING AWAY NOTHING: On June 5 in Miami, Fernández struck out 14 Mets and did not issue a walk in seven shutout innings in the Marlins' 1-0 victory. Only three other pitchers since 1893 - the year that the pitching distance was set to 60' 6" - in a start of seven or fewer innings struck out at least 14 batters without issuing a walk or allowing a run: the Orioles' Mike Mussina at Boston in 2000 (15 SO, 7 IP), the Dodgers' Brad Penny in 2007 (14 SO, 7 IP) and the Rangers' Yu Darvish in 2013 (14 SO, 7 IP). - *Elias*

500 CLUB: On July 18 in Philadelphia, in his 65th career start, Fernández recorded 14 strikeouts, giving him 504 for his career. He became the third-fastest pitcher to reach 500 strikeouts as a starter since 1900, by games started, behind Dwight Gooden (61 GS) and Yu Darvish (62). He also became the fastest starting pitcher to 500 strikeouts, by inning, doing it in his 400th career inning, besting Darvish, who did it in 401.2 innings. - *Elias*

LUCKY #13: **José Fernández** struck out 14 Dodgers on September 9, tying his career high (fifth time, third time in 2016). He was one of 21 starters to record 13-or-more strikeouts in 2016, but was one of only two that did so more than once. Fernández had five such games, while Clayton Kershaw had three. In addition, Fernández was the only starting pitcher with multiple 14-strikeout games.

DENIED A NINTH: On June 11 in Arizona, Fernández's streak of eight straight starts with a win was snapped, leaving him tied with Chris Hammond (1993) for the longest such streak in Club history. Fernández was tagged with his third loss, ending the Franchise's second-longest streak (tied) of consecutive decisions with a win. - *STATS LLC*



Fernández went 8-0 with a 1.38 ERA and 78 strikeouts over his eight starts from April 28 to June 5, becoming just the third pitcher to go 8-0 with an ERA that low and that many strikeouts over an eight-start span (since the major leagues started keeping track of earned runs just over 100 years ago). Randy Johnson went 8-0 with a 1.10 ERA and 86 strikeouts over eight starts spanning the 1999 and 2000 seasons; and Clayton Kershaw went 8-0 with a 0.74 ERA and 80 strikeouts over an eight-start stretch in 2014. - *Elias*

A MILESTONE SEASON: Ichiro Suzuki recorded his 3,000th Major League hit on August 7 at Coors Field, knocking a triple off the right field wall, to become the 30th player in Major League history to reach the plateau and tie Roberto Clemente for 29th on Major League Baseball's all-time hits list. He became the fourth foreign-born player to reach the milestone, following Clemente, Rod Carew, and Rafael Palmeiro. He joined his former hitting coach, Paul Molitor, as the second player to reach the milestone with a triple. In research provided by *STATS LLC*, he was just the second player ever to reach 3,000 hits through his first 16 Major League seasons, following Pete Rose, who recorded 3,164 in his first 16 campaigns. For a more detailed look at the numerous milestones reached by Ichiro in 2016, see the box on the next page.

DEEP THREE: On September 21 vs. Washington, Christian Yelich joined Giancarlo Stanton (27) and Marcell Ozuna (23) in reaching the 20-home run plateau. It was the first time in Club history that the team's three primary outfielders all reached 20 home runs, and St. Louis was the only other Club to do so in 2016. Prior to 2016, the last Club with three outfielders reaching 20 homers was Milwaukee in 2008: Ryan Braun (37), Mike Cameron (25), and Corey Hart (20).

RARE CATCH: J.T. Realmuto had 268 hits, 52 doubles, and 21 home runs in his first two full seasons as a catcher (excluding his 11 games in 2014). According to *STATS LLC*, he was just the fifth catcher in MLB history to reach those plateaus in his first two full seasons as a catcher, joining Johnny Bench from 1968-69 (311 hits-63 doubles-41 homers), Benito Santiago from 1987-88 (286-55-28), Kenji Johjima from 2006-07 (286-54-32), and Russell Martin from 2006-07 (275-58-29).

CLOSE ONLY COUNTS IN...: Miami suffered a 6-2 loss at Cleveland on September 2, snapping a streak of 24 games (10-14) decided by three-or-less runs. It was the longest streak in Club history and tied for the second-longest in ML history; three other teams had done so prior to Miami (last, 1998 Brewers). - *STATS LLC*

40 FOR #44: RHP A.J. Ramos recorded his 40th save of the season on September 30 at Washington, becoming just the fifth closer in Club history to have 40-or-more saves in a single season. He joined Todd Jones (40 in 2005), Armando Benitez (47 in 2004), Antonio Alfonseca (45 in 2000), and Bryan Harvey (45 in 1993).

KYLE WITH A K: Kyle Barraclough notched one strikeout on August 29 at the Mets, making him the first Marlins' reliever ever to record 100 strikeouts in a season. The Marlins' previous high for a reliever was Robb Nen's 92 strikeouts in 1996.

GO AHEAD OF ME: Christian Yelich notched 34 go-ahead RBI, which led the National League and tied Miguel Cabrera and Eric Hosmer for second in the Majors. According to *STATS LLC*, Yelich had the second-most go-ahead RBI in a season in Club history, behind Preston Wilson's 35 in 2000.

LATE SEASON RUN: Dee Gordon stole 14 bags in September, leading the Majors. He was the sixth Marlins' player (ninth time) to reach 14-plus steals in a month, joining Luis Castillo (19 in May 2000; 16 in August 1999), Juan Pierre (17 in July 2005; 16 in June 2003; 14 in July 2003), Emilio Bonifacio (16 in July 2011), Chuck Carr (16 in September 1993), and Hanley Ramirez (14 in August 2007).

SINGLES NIGHT: The Marlins finished their game in Atlanta on September 12 with 16 consecutive singles, setting a new Club record for one game. They proceeded to rattle off five more singles to open the next night. The 21 consecutive singles tied the Club record for a multiple-game span (September 11-17, 1993 and Sept. 2-4, 2000).

THE ONE THAT GOT AWAY: Martín Prado committed an error on June 30 at Atlanta, snapping a streak of 28 games by the Marlins' infield without a miscue. According to *STATS LLC*, it was the longest streak since at least 1913, ahead of a 25-game run by Baltimore from May 22-June 15, 2015.

ALL-STAR FOURSOME: The 2016 National League All-Stars were announced on July 7, and the Marlins sent four players to the Midsummer Classic, tying a Club record. Right-handed pitchers José Fernández (second career ASG selection), A.J. Ramos (first) and Fernando Rodney (third) joined outfielder Marcell Ozuna (first) in San Diego. Ozuna ended up starting the game due to injuries.

30-30 CLUB: A.J. Ramos, recorded his 30th save on July 18 to become the fourth Marlins' pitcher with two 30-plus save seasons. Ramos had 32 saves in 2015. Steve Cishek (2013, 2014), Juan Carlos Oviedo (pitching as Leo Núñez in 2010, 2011), and Robb Nen (1996, 1997) are the only other Marlins to do so. Additionally, Ramos earned a save in seven of 10 team games from July 5-19, marking the second time he accomplished the feat in 2016 (also, April 24-May 5). Prior to 2016, it had only happened twice in team history, by Steve Cishek (July 20-29, 2014) and Antonio Alfonseca (June 30-July 13, 2000).

SOLO JOBS: On June 20 vs. Colorado, the Marlins (3) and Rockies (5) combined for eight homers, a Marlins Park record. What's more, every home run that night was a solo shot, which tied the National League record for most solo home runs in a game. Also, according to *STATS LLC*, it marked the most solo home runs to account for all scoring in a single game in Major League history. The previous record was five (seven times), last done by the Mariners (3) and Angels (2) on May 4, 2015.

THERE'S A BEAR ON THE LOOSE: Marcell Ozuna had his 36-game streak of reaching base safely snapped on May 30. It was the longest of his career and the fourth-longest in the Majors in 2016, behind Freddie Freeman (46), Jayson Werth (46), and DJ LeMahieu (38). Ozuna's streak was the longest by a Marlins' player since Logan Morrison reached in 42 straight from August 7-September 23, 2010.

CLUB RECORDS SENT SPINNING: A trio of Club pitching records were broken or tied on June 5 against the Mets. José Fernández won his eighth consecutive start, tying Chris Hammond (1993) for the longest in franchise history. Before he officially matched that feat, Fernández struck out 14 batters, marking his 14th career game with 10-plus strikeouts, passing Ricky Nolasco for the most in Club history. Fernández would finish his career with 18 such games. Lastly, when A.J. Ramos wrapped up a perfect ninth inning for his 18th straight save to start the season, he matched Juan Carlos Oviedo (2011) for the longest streak of saves to open a season in Club history.



A BUSY YEAR FOR ICHIRO

Ichiro Suzuki's pursuit of 3,000 hits in Major League Baseball and his unofficial quest to surpass Pete Rose's mark of 4,256 professional hits dominated much of the season storyline for Miami. Aside from becoming the 30th player to reach 3,000 hits on August 7 at Colorado and recording his 4,257th combined career hit between MLB and Japan on June 15 at San Diego, Ichiro's busy season also included:

- Finished the season with 3,030 career hits, 25th on the all-time list, according to *Elias*. He began the season tied with Barry Bonds for 35th place, at 2,935. Along the way this year he passed Frank Robinson (2,943), Willie Keeler (2,955), Sam Crawford (2,964), Sam Rice (2,985), Roberto Clemente (3,000), Al Kaline (3,007), Wade Boggs (3,010), Rafael Palmeiro (3,020), and Lou Brock (3,223). Ichiro will begin 2017 trailing Rod Carew (3,053) for 24th place.
- Finished the season with 4,307 combined career hits between MLB (3,030) and Japan (1,278).
- Had 26 multi-hit games in 2016, which tied Julio Franco (2004) for 11th-most in a single season by a player 42-or-older.
- Became first National League player 42-or-older to record four-or-more triples in a season since Honus Wagner (9) in 1916, and just fifth overall (sixth time). The others were Joe Start (4) in 1885, Jim O'Rourke (5) in 1893 and Cap Anson (4 & 5) in 1894-95. The last Major League player 42-or-older with four-plus triples was Luke Appling (4) in 1950.
- **April 29:** Recorded his 500th career stolen base at Milwaukee.
- **May 21:** Had four hits in four at-bats vs. Washington, a 3-2 win, becoming the oldest player to go 4x4 or better in a game since 45-year-old Pete Rose went 5x5 as the Reds' player/manager against the Giants on August 11, 1986.
- **May 21-23:** Recorded four, two, and four hits respectively in a three-game span, becoming the first Major Leaguer age 42-or-older to collect 10 hits over a three-game span since Hall of Famer Cap Anson did it, also at 42, in August of 1894. He also tied a Club record for most hits in a three-game span, joining Hanley Ramirez (2010), Luis Castillo (2003), and Preston Wilson (2001). He became the only player in the Major Leagues since 1913 to have multiple four-hit games after the age of 42 years, 113 days. Pete Rose was the oldest to have one such game, when he tallied five hits at 45.119 on August 11, 1986 vs. San Francisco. The others older than Ichiro were Sam Rice (44.138 on July 8, 1934 vs. White Sox), Carlton Fisk (43.115 on May 10, 1991 at Toronto), Honus Wagner (43.109 on June 13, 1917 vs. New York Giants), Carl Yastrzemski (42.286 on June 4, 1982 at California), and Rickey Henderson (42.273 on September 24, 2001 at Colorado).
- **June 3:** Came off bench vs. the Mets as a pinch hitter in the seventh inning and ended up with two stolen bases. He was the oldest player since at least 1913 to steal two bases in a game after coming off the bench, and the fourth-oldest ever with two steals in a game. On June 16, 2005, Julio Franco stole two bases at 46 years, 297 days to become the oldest with two steals. Rickey Henderson had three such games, doing so on May 29, 2002 (43.155), September 7, 2001 (42.256) and Sept. 2, 2001 (42.251). Honus Wagner was the other, stealing two bases at age 43.109 on June 13, 1917.
- **August 29:** Stole his 508th career base at Citi Field against the Mets, his final steal of 2016; he finished the season six behind Barry Bonds and Willie Keeler (514) for 34th on the all-time stolen base list.
- **September 6:** In eighth inning against Philadelphia, he connected for his first home run of the season, the 114th of this career and the first as a pinch-hitter.
- **September 13:** Recorded 900th multi-hit game of his career at Atlanta. Among players in the modern era (since 1900), his 900 multi-hit games rank 15th all-time. Among players who debuted in the last 40 years (since 1977), only Derek Jeter (1,014), Paul Molitor (967), Tony Gwynn (951), and Eddie Murray (934) recorded more multi-hit games.

- All notes courtesy of Elias Sports Bureau and STATS LLC; all all-time rankings courtesy of Elias

PINCH GRANNY: Justin Bour hit a pinch-hit grand slam on June 10 at Arizona. It was the sixth pinch-hit grand slam in Club history, the first since Jeremy Hermida hit one in his first career at-bat on August 31, 2005 vs. St. Louis. Bour has two career pinch-hit homers through 2016, both off of Tyler Clippard (other, Sept. 16, 2015 vs. the Mets). - *Elias*

GOING DEEP FOR A WIN: On June 13 at San Diego, Wei-Yin Chen became the first pitcher in Club history to allow four home runs in a game and still come away with a victory.

KEEP SWINGING: In Dee Gordon's at-bat in the eighth inning on April 12, he faced 16 pitches from Mets' reliever Jim Henderson, marking the most pitches seen in one at-bat by a Marlins hitter in Club history. In the at-bat, Gordon fouled off 11 consecutive pitches before hitting the 16th pitch to left field for a single. It was the longest plate appearance by an MLB player since Justin Turner drew a 16-pitch walk for the Los Angeles Dodgers off of Cincinnati's Johnny Cueto on May 26, 2014. - *STATS LLC*

GETTING HIS STEPS IN: Christian Yelich reached base safely via hit, walk or hit by pitch in each of his first 23 games played this season. His streak of 23 games was the second-longest active streak in MLB to start the season; Joe Mauer led with a 28-game streak. Yelich's streak ranks third in Club history, behind a 34-game streak by Logan Morrison to begin the 2011 season and Hanley Ramirez's 29-game streak to open the 2008 season.

SWEEP INFO: From April 25-28 the Marlins completed their first-ever series sweep in Los Angeles, and just their fifth sweep of the Dodgers overall. Miami, which had never swept a four-game set against the Dodgers, had last blanked them in a three-game series in Florida from September 6-8, 1999. The Fish have a trio of three-game sweeps and a two-game sweep in series history. It was the Marlins' first four-game sweep against any opponent since May 13-16, 2010 vs. the Mets, and their first four-game sweep on the road since Aug. 31-Sept. 2, 2004 at Shea Stadium against the Mets.

OPENING DAY ROSTER: The Miami Marlins on April 3 announced their 2016 Opening Day 25-man roster, breaking camp with 12 pitchers, two catchers, seven infielders and four outfielders. The roster breakdown is as follows: **PITCHERS:** LHP Craig Breslow, LHP Wei-Yin Chen, LHP Adam Conley, RHP Jarrod Cosart, RHP José Fernández, RHP Edwin Jackson, RHP Tom Koehler, RHP Dustin McGowan, RHP Bryan Morris, LHP Chris Narveson, RHP David Phelps and RHP A.J. Ramos. **CATCHERS:** Jeff Mathis and J.T. Realmuto. **INFELDERS:** Justin Bour, Derek Dietrich, Dee Gordon, Adeiny Hechavarria, Chris Johnson, Martín Prado and Miguel Rojas. **OUTFIELDERS:** Marcell Ozuna, Giancarlo Stanton, Ichiro Suzuki and Christian Yelich. Bour, Conley, Dietrich, Realmuto, and Rojas were all on an Opening Day roster for the first time.





PROUDLY SUPPORTS OUR
MIAMI MARLINS

WWW.LEONMEDICALCENTERS.COM



2016 DAY-BY-DAY

GM	DATE	OPP	W/L	SCORE	RECORD	POS	GB/A	WINNER	LOSER	SAVE	ATTEND	HOME
1	4/5	DET	L	8-7 (1)	0-1	13	-1.0	VerHagen	Breslow (0-1)	Greene	36,911	36,911
2	4/6	DET	L	7-3	0-2	13	-2.0	Sanchez	Fernández (0-1)	Rodriguez	17,883	54,794
3	4/7	@WAS	W	6-4	1-2	3	-1.0	Phelps (1-0)	Roark	Ramos (1)	41,650	
	4/8					3	-1.0					
	4/9	@WAS				3	-1.0					
4	4/10	@WAS	L	4-2	1-3	4	-2.0	Ross	Koehler (0-1)	Papelbon	24,593	
5	4/11	@NYM	W	10-3	2-3	2	-2.0	Narveson (1-0)	Matz	—	24,318	
6	4/12	@NYM	W	2-1	3-3	2	-2.0	Phelps (2-0)	Henderson	Ramos (2)	28,923	
7	4/13	@NYM	L	2-1	3-4	12	-3.0	Blevins	McGowan (0-1)	Familia	22,113	
	4/14					3	-3.5					
8	4/15	ATL	L	6-3	3-5	4	-4.5	Ogando	Phelps (2-1)	Vizcaino	18,071	72,895
9	4/16	ATL	L	6-4	3-6	4	-5.5	Norris	Koehler (0-2)	Grilli	33,123	105,988
10	4/17	ATL	L	6-5 (10)	3-7	4	-5.5	Grilli	Koehler (0-1)	Wisler	24,780	130,768
11	4/18	WAS	W	6-1	4-7	4	-4.5	Fernández (1-1)	Roark	—	16,112	146,880
12	4/19	WAS	L	7-0	4-8	4	-5.5	Strasburg	Conley (0-1)	—	16,529	163,409
13	4/20	WAS	L	3-1	4-9	4	-6.5	Petit	Chen (0-1)	Papelbon	16,961	180,370
14	4/21	WAS	W	5-1	5-9	4	-5.5	Koehler (1-2)	Scherzer	—	17,395	197,765
15	4/22	@SF	L	8-1	5-10	4	-6.5	Samardžija	Cozart (0-1)	—	41,760	
16	4/23	@SF	L	7-2	5-11	4	-7.5	Peavy	Fernández (1-2)	—	41,886	
17	4/24	@SF	W	5-4	6-11	4	-7.5	Barracough (1-0)	Osch	Ramos (3)	41,509	
18	4/25	@LAD	W	5-2	7-11	4	-7.0	Chen (1-1)	Stripling	Ramos (4)	44,954	
19	4/26	@LAD	W	3-3	8-11	4	-6.0	Koehler (2-2)	Kershaw	Ramos (5)	41,182	
20	4/27	@LAD	W	2-0	9-11	4	-5.0	Nicolino (1-0)	Ureña (1)	—	38,909	
21	4/28	@LAD	W	5-1	10-11	4	-4.0	Fernández (2-2)	Madda	Ramos (6)	44,009	
22	4/29	@MIL	W	6-3	11-11	4	-4.0	Coiley (1-1)	Davies	Ramos (7)	23,215	
23	4/30	@MIL	W	7-5	12-11	4	-4.0	Chen (2-1)	Anderson	Phelps (1)	28,193	
24	5/1	@MIL	L	14-5	12-12	4	-5.0	Peralta	Koehler (2-3)	—	28,381	
	5/2					4	-5.5					
25	5/3	ARI	W	7-4	13-12	4	-4.5	Nicolino (2-0)	Chafin	Ramos (8)	16,323	214,088
26	5/4	ARI	W	4-3	14-12	4	-4.5	Fernández (3-2)	De La Rosa	Ramos (9)	17,043	231,131
27	5/5	ARI	W	4-0	15-12	13	-3.5	Conley (2-1)	Ray	—	16,704	247,835
28	5/6	PHI	W	6-4	16-12	3	-2.5	Barracough (2-0)	Neris	Phelps (2)	19,983	267,818
29	5/7	PHI	L	4-3	16-13	13	-2.5	Oberholzer	Breslow (0-2)	Gomez	21,719	289,537
30	5/8	PHI	L	6-5	16-14	4	-3.0	Neris	Phelps (2-2)	Gomez	19,625	309,162
31	5/9	MIL	W	4-1	17-14	4	-3.0	Fernández (4-2)	Peralta	Morris (1)	16,769	325,931
32	5/10	MIL	L	10-2	17-15	4	-3.0	Davies	Conley (2-2)	—	17,225	343,156
33	5/11	MIL	W	3-2	18-15	4	-3.0	Chen (3-1)	Anderson	Ramos (10)	19,893	363,049
	5/12					4	-2.5					
34	5/13	@WAS	L	5-3	18-16	4	-3.5	Treinen	Barracough (2-1)	Papelbon	28,232	
35	5/14	@WAS-1	L	6-4	18-17	4	-4.5	Strasburg	Nicolino (2-1)	Papelbon	28,634	
36	5/14	@WAS-2	W	7-1	19-17	4	-3.5	Ureña (1-0)	Roark	—	30,019	
37	5/15	@WAS	W	5-1	20-17	4	-2.5	Fernández (5-2)	Ross	Ramos (11)	36,786	
38	5/16	@PHI	W	5-3	21-17	4	-2.0	Conley (3-2)	Eickhoff	Ramos (12)	28,348	
39	5/17	@PHI	L	5-1	21-18	4	-2.0	Velasquez	Chen (3-2)	Gomez	18,140	
40	5/18	@PHI	L	4-2	21-19	4	-3.0	Hellickson	Koehler (2-4)	Gomez	29,579	
	5/19					4	-3.5					
41	5/20	WAS	L	4-1	21-20	4	-4.5	Roark	Nicolino (2-2)	Papelbon	20,017	383,066
42	5/21	WAS	W	3-2	22-20	4	-3.5	Fernández (6-2)	Ross	Ramos (12)	25,839	408,905
43	5/22	WAS	L	8-2	22-21	4	-4.5	Scherzer	Conley (3-3)	—	24,308	453,212
44	5/23	TB	W	7-6	23-21	4	-3.5	Phelps (3-2)	Ramirez	Ramos (14)	17,969	451,187
45	5/24	TB	L	4-3	23-22	4	-4.5	Otdorzi	Koehler (2-5)	Colome	23,709	474,891
46	5/25	@TB	W	4-3	24-22	4	-3.5	Barracough (3-1)	Starzewski	Ramos (15)	13,554	
47	5/26	@TB	W	9-1	25-22	4	-3.5	Fernández (7-2)	Smily	—	11,399	
48	5/27	@ATL	L	4-2	25-23	4	-3.5	Krol	Phelps (3-3)	Vizcaino	19,325	
49	5/28	@ATL	L	7-2	25-24	4	-3.5	O'Flaherty	Ureña (1-1)	—	33,879	
50	5/29	@ATL	W	7-3	26-24	13	-3.5	Koehler (3-3)	Ray	—	50,247	
51	5/30	PIT	L	10-0	26-25	13	-4.5	LOCKE	Nicolino (2-3)	—	10,856	485,747
52	5/31	PIT	W	3-1	27-25	3	-4.5	Fernández (8-2)	Cole	Ramos (16)	10,637	496,384
53	6/1	PIT	W	3-2	28-25	3	-4.5	Phelps (4-3)	Watson	Ramos (17)	17,018	513,402
54	6/2	PIT	W	4-3 (12)	29-25	3	-4.0	Wittgren (1-0)	Schugel	—	19,907	533,309
55	6/3	NYM	L	6-2	29-26	3	-4.0	Syndergaard	Koehler (3-6)	—	22,269	555,578
56	6/4	NYM	L	6-4	29-27	3	-4.0	Henderson	Phelps (4-4)	Familia	24,668	580,246
57	6/5	NYM	W	1-0	30-27	3	-4.0	Fernández (9-2)	Harvey	Ramos (18)	28,196	608,442
	6/6					3	-4.0					
58	6/7	@MIN	L	6-4 (11)	30-28	3	-5.0	Boshers	McGowan (0-2)	—	19,020	
59	6/8	@MIN	L	7-5	30-29	3	-6.0	Rogers	Wittgren (1-1)	Kirtzler	21,527	
60	6/9	@MIN	W	10-3	31-29	3	-5.0	Koehler (4-6)	Santana	—	18,792	
61	6/10	@ARI	W	8-6	32-29	3	-5.0	Ellington (1-0)	Clippard	Ramos (19)	26,970	
62	6/11	@ARI	L	5-3	32-30	3	-6.0	Godley	Fernández (9-3)	Ziebler	33,442	
63	6/12	@ARI	L	6-0	32-31	3	-7.0	Ray	Conley (3-4)	—	27,741	
64	6/13	@SD	W	15-4	33-31	3	-7.0	Chen (4-2)	Irae	—	20,988	
65	6/14	@SD	W	5-2	34-31	3	-6.0	Koehler (5-6)	Pomeranz	Ramos (20)	22,051	
66	6/15	@SD	L	6-3	34-32	3	-7.0	Perdomo	Nicolino (2-4)	Rodney	20,037	
	6/16					3	-7.5					
67	6/17	COL	W	5-1	35-32	3	-7.5	Wittgren (2-1)	Gray	—	19,767	628,209
68	6/18	COL	W	9-6	36-32	3	-6.5	McGowan (1-2)	Butler	Ramos (21)	19,655	647,854
69	6/19	COL	W	3-0	37-32	2	-5.5	Koehler (6-6)	Anderson	Ramos (22)	24,993	672,857
70	6/20	COL	L	5-3	37-33	12	-5.5	De La Rosa	Ellington (1-1)	Estevez	18,187	691,044
71	6/21	ATL	L	3-2 (10)	37-34	3	-5.5	Whitrow	Barracough (3-2)	Vizcaino	19,961	711,005
72	6/22	ATL	W	3-0	38-34	3	-4.5	Conley (4-4)	Ramos (23)	22,642	733,647	
73	6/23	CHC	W	4-2	39-34	3	-4.0	Barracough (4-2)	Grant	Phelps (3)	25,291	758,938
74	6/24	CHC	L	5-4	39-35	3	-4.0	Canli	Dunn (0-1)	Rondon	24,385	783,323
75	6/25	CHC	W	9-6	40-35	3	-3.0	Clemens (1-0)	Lackey	Ramos (24)	29,457	812,780
76	6/26	CHC	W	6-1	41-35	3	-3.0	Fernández (10-3)	Hammel	—	27,318	840,098
	6/27					2	-3.5					
77	6/28	@DET	L	7-5	41-36	2	-4.5	Pellrey	Conley (4-5)	Rodriguez	30,808	
78	6/29	@DET	L	10-3	41-37	2	-5.5	Norris	Koehler (6-7)	—	31,760	
79	6/30	@ATL	L	8-5	41-38	3	-6.5	Alvarez	Chen (4-3)	Cabrera	16,097	
80	7/1	@ATL	W	7-5 (12)	42-38	3	-6.5	Wittgren (3-1)	Kelly	McGowan (1)	32,036	
81	7/2	@ATL	L	9-1	42-39	3	-6.5	Harrell	Fernández (10-4)	—	25,448	
82	7/3	@ATL	W	5-2	43-39	3	-6.5	Conley (5-5)	Wisler	—	12,582	
83	7/4	@NYM	L	8-6	43-40	3	-6.5	Blevins	Rodney (0-1)	Familia	30,424	
84	7/5	@NYM	W	5-2	44-40	3	-5.5	Chen (5-3)	Matz	Ramos (25)	29,477	
85	7/6	@NYM	L	4-2	44-41	3	-6.5	deGrom	Nicolino (2-5)	Familia	26,191	



2016 DAY-BY-DAY

GM	DATE	OPP	W/L	SCORE	RECORD	POS	GB/A	WINNER	LOSER	SAVE	ATTEND	HOME
	7/7						3	-6.0				
86	7/8	CIN	W	3-1	45-41	3	-6.0	Fernández (11-4)	Straily	Ramos (26)	22,333	862,431
87	7/9	CIN	W	4-2	46-41	3	-6.0	Conley (6-5)	Lamb	Ramos (27)	23,653	86,084
88	7/10	CIN	W	7-3	47-41	12	-6.0	Dunn (1-1)	Reed	---	22,394	908,478
89	7/15	@STL	W	7-6	48-41	12	-6.0	Rodney (1-2)	Oh	Ramos (28)	42,034	
90	7/16	@STL	L	5-0	48-42	12	-7.0	WAINWRIGHT	Koehler (6-8)	---	44,840	
91	7/17	@STL	W	6-3	49-42	12	-6.0	Barracough (5-2)	Broxton	Ramos (29)	43,046	
92	7/18	@PHI	W	3-2 (11)	50-42	2	-5.5	Barracough (6-2)	Oberholzer	Ramos (30)	19,715	
93	7/19	@PHI	W	2-1 (10)	51-42	2	-4.5	Dunn (2-1)	Hernández	Ramos (31)	18,347	
94	7/20	@PHI	L	4-1	51-43	2	-5.5	Hellickson	Chen (5-4)	Gomez	20,654	
95	7/21	@PHI	W	9-3	52-43	2	-4.5	Koehler (7-8)	Eickhoff	---	27,839	
96	7/22	NYM	L	5-3	52-44	2	-4.5	Robles	Phelps (4-5)	Familia	23,661	932,139
97	7/23	NYM	W	7-2	53-44	2	-4.5	Fernández (12-4)	deGrom	---	26,841	958,980
98	7/24	NYM	L	3-0	53-45	2	-4.5	Matz	Ureña (1-2)	Familia	25,004	983,984
99	7/25	PHI	L	4-0	53-46	12	-3.0	Hernández	Rodney (1-3)	---	19,465	1,003,449
100	7/26	PHI	W	5-0	54-46	2	-4.0	Koehler (8-8)	Eickhoff	---	20,365	1,023,814
101	7/27	PHI	W	11-1	55-46	2	-4.0	Conley (7-5)	Elfin	---	32,403	1,056,217
102	7/28	STL	L	5-4	55-47	2	-5.0	Wacha	Fernández (12-5)	Oh	25,060	1,081,277
103	7/29	STL	L	11-6	55-48	2	-6.0	Leake	Ureña (1-3)	---	27,414	1,108,691
104	7/30	STL	W	11-0	56-48	2	-5.0	Phelps (5-5)	García	---	25,011	1,133,702
105	7/31	STL	W	5-4	57-48	2	-4.0	Ramos (1-0)	Bowman	---	25,666	1,157,368
106	8/1	@CHC	L	5-0	57-49	2	-5.0	HENDRICKS	Conley (7-6)	---	40,937	
107	8/2	@CHC	L	3-2	57-50	2	-6.0	Hammer	Fernández (12-6)	Chapman	40,419	
108	8/3	@CHC	L	5-4	57-51	2	-7.0	Grimm	Ramos (1-1)	---	41,147	
	8/4						2	-7.0				
109	8/5	@COL	W	5-3	58-51	2	-7.0	Ellington (2-1)	Estevez	Ramos (32)	27,888	
110	8/6	@COL	L	12-6	58-52	2	-7.0	Bettie	Cashner (4-8)	---	37,699	
111	8/7	@COL	W	10-7	59-52	2	-7.0	Conley (8-6)	Gray	Rodney (18)	40,875	
112	8/8	SF	L	8-7 (14)	59-53	2	-7.5	Kantos	McGowan (1-3)	---	22,806	1,180,174
113	8/9	SF	W	2-0	60-53	2	-6.5	Koehler (9-8)	Moore	Rodney (19)	19,636	1,199,810
114	8/10	SF	L	1-0	60-54	2	-7.5	Samardžija	Phelps (5-6)	Casilla	21,096	1,220,906
	8/11						2	-7.5				
115	8/12	CWS	L	4-2	60-55	2	-7.5	Rodon	Cashner (4-9)	Robertson	21,090	1,241,996
116	8/13	CWS	L	8-7	60-56	2	-8.5	Beck	Barracough (6-3)	Robertson	20,006	1,262,002
117	8/14	CWS	W	5-4	61-56	2	-8.5	Dunn (3-1)	Sale	Rodney (20)	21,401	1,283,403
118	8/15	@CIN	W	6-3	62-56	2	-8.5	Phelps (6-6)	Finnegan	Rodney (21)	16,918	
119	8/16	@CIN	L	6-3	62-57	2	-8.5	DeSclatani	Ureña (1-4)	Cingrani	14,440	
120	8/17	@CIN	L	3-2	62-58	2	-8.5	Smith	Wittgren (3-2)	Cingrani	13,973	
121	8/18	@CIN	L	5-4	62-59	2	-9.5	Straily	Fernández (12-7)	Iglesias	14,108	
122	8/19	@PIT	W	6-5	63-59	2	-9.5	Wittgren (4-2)	Feiz	Rodney (22)	32,257	
123	8/20	@PIT	W	3-1	64-59	2	-9.5	Phelps (7-6)	Kuhl	Rodney (23)	37,828	
124	8/21	@PIT	W	3-2	65-59	2	-8.5	Ureña (2-4)	Vogelsong	Rodney (24)	28,616	
	8/22						2	-8.0				
125	8/23	KC	L	1-0	65-60	2	-8.0	Ventura	Cashner (4-10)	Herrera	18,513	1,301,916
126	8/24	KC	W	3-0	66-60	2	-7.0	Fernández (13-7)	Gee	Rodney (25)	17,894	1,319,810
127	8/25	KC	L	5-2	66-61	2	-8.0	Volquez	Koehler (9-9)	Herrera	19,045	1,338,855
128	8/26	SD	W	7-6	67-61	2	-8.0	Rodney (2-3)	Mesour	---	17,775	1,356,630
129	8/27	SD	L	1-0	67-62	2	-8.0	Richard	Ureña (2-5)	Quackenbush	20,007	1,376,637
130	8/28	SD	L	3-1	67-63	2	-8.0	PERDOMO	Nicolino (2-6)	---	19,883	1,396,520
131	8/29	@NYM	L	2-1(10)	67-64	2	-9.0	Smoker	Wittgren (4-3)	---	32,188	
132	8/30	@NYM	L	7-4	67-65	3	-10.0	Lugo	Koehler (9-10)	Familia	32,634	
133	8/31	@NYM	L	5-2	67-66	3	-11.0	Reed	Ramos (1-2)	Familia	33,471	
134	9/1	@NYM	W	6-4	68-66	3	-10.5	Ureña (3-5)	deGrom	---	29,330	
135	9/2	@CLE	L	6-2	68-67	3	-11.5	Carrasco	Cashner (4-11)	---	24,415	
136	9/3	@CLE	L	8-3	68-68	3	-11.5	Bauer	Fernández (13-8)	---	27,483	
137	9/4	@CLE	L	6-5	68-69	3	-11.5	Allen	Rodney (2-4)	---	25,910	
138	9/5	PHI	L	6-2	68-70	3	-12.5	Eickhoff	Esch (0-1)	---	20,849	1,417,369
139	9/6	PHI	L	4-3	68-71	3	-13.5	Morgan	Ureña (3-6)	Gomez	16,169	1,433,538
140	9/7	PHI	W	6-0	69-71	3	-13.5	Cashner (5-11)	Hellickson	---	16,592	1,450,130
	9/8						3	-13.0				
141	9/9	LAD	W	4-1	70-71	3	-13.0	Fernández (14-8)	Kershaw	Ramos (33)	22,940	1,473,070
142	9/10	LAD	L	5-0	70-72	3	-14.0	Hill	Koehler (9-11)	---	20,933	1,494,003
143	9/11	LAD	W	3-0	71-72	3	-14.0	Ureña (4-6)	Maeda	Ramos (34)	20,188	1,514,191
144	9/12	@ATL	L	12-7	71-73	3	-15.0	Roe	Ellington (2-2)	---	18,271	
145	9/13	@ATL	W	7-5	72-73	3	-14.0	Nicolino (3-6)	Wisler	Ramos (35)	20,125	
146	9/14	@ATL	W	7-5	73-73	3	-14.0	Fernández (15-8)	Teheran	Ramos (36)	21,498	
	9/15						3	-14.0				
147	9/16	@PHI	L	4-3 (13)	73-74	3	-15.0	Herrmann	Ramos (1-3)	---	18,179	
148	9/17	@PHI	L	8-0	73-75	3	-15.0	HELLICKSON	Ureña (4-7)	---	24,597	
149	9/18	@PHI	W	5-4	74-75	3	-14.0	Dunn (4-1)	Neris	Ramos (37)	20,059	
150	9/19	WAS	W	4-3	75-75	3	-15.0	Ellington (3-2)	Latos	Ramos (38)	12,214	1,531,405
151	9/20	WAS	W	1-0	76-75	3	-12.0	Fernández (16-8)	Koehler (9-12)	Phelps (4)	17,961	1,549,366
152	9/21	WAS	L	8-3	76-76	3	-13.0	Scherzer	Koehler (9-12)	---	17,836	1,567,202
153	9/22	ATL	L	6-3	76-77	3	-13.5	Collmenter	Ureña (4-8)	Cabrera	22,086	1,589,288
154	9/23	ATL	L	3-2	76-78	3	-13.5	Cummins	Ramos (1-4)	Cabrera	23,924	1,613,212
155	9/24	ATL	W	6-4	77-78	3	-13.5	Ellington (4-2)	Blair	Ramos (39)	26,178	1,639,390
	9/25	ATL						CANCELED				
156	9/26	NYM	W	7-3	78-78	3	-13.0	Dunn (5-1)	Colon	---	26,933	1,666,323
157	9/27	NYM	L	12-1	78-79	3	-14.0	Syndergaard	Koehler (9-13)	---	21,759	1,688,082
158	9/28	NYM	L	5-2	78-80	3	-14.0	Lugo	Ureña (4-9)	Familia	24,355	1,712,417
	9/29											
159	9/30	@WAS	W	7-1	79-80	3	-13.5	Dunn (6-1)	Solis	Ramos (40)	30,857	
160	10/1	@WAS	L	2-1	79-81	3	-14.5	Roark	Chen (5-5)	Melancon	31,635	
161	10/2	@WAS	L	10-7	79-82	3	-15.5	Scherzer	Brice (0-1)	Melancon	28,730	

* - roof and windows open
 ~ - roof open, windows closed
 # - roof closed, windows open
 ALL CAPS denotes complete game



2016 SEASON STATISTICS

PLAYER	AVG	G	AB	R	H	TB	2B	3B	HR	RBI	SO	G										P		ORP	PINCH HIT						
												SF	HP	BB	IBB	SO	SB	CS	DP	E	SLG	AB	H		HR	RBI					
+Barracough,K	.000	75	1	0	0	0	0	0	0	0	0	0	0	0	0	0	0	0	0	0	0	0	0	1	.000	.000	0	0	0	0	
Bour,J	.264	90	280	35	74	133	12	1	15	51	0	3	0	38	9	56	0	0	8	3	.475	349	5	1	1	4	0	0	0	0	
Cashner,A	.176	28	34	3	6	6	0	0	0	0	1	3	0	0	3	0	13	0	0	0	.176	243	0	0	0	0	0	0	0	0	
MIA	.188	12	16	1	3	3	0	0	0	0	0	1	0	0	1	0	7	0	0	0	.188	235	0	0	0	0	0	0	0	0	
Chen,W	.000	22	44	0	0	0	0	0	0	0	0	5	0	0	0	0	18	0	0	0	.000	.000	0	0	0	0	0	0	0	0	
Clemens,P	.000	2	2	0	0	0	0	0	0	0	0	0	0	0	0	0	2	0	0	0	.000	.000	0	0	0	0	0	0	0	0	
Conley,A	.122	25	41	4	5	5	0	0	0	3	4	1	0	1	0	22	0	0	1	1	.122	140	0	0	0	0	0	0	0	0	
Cosart,J	.167	4	6	0	1	1	0	0	0	0	1	0	0	0	0	1	0	0	0	0	.167	167	0	0	0	0	0	0	0	0	
Dietrich,D	.279	128	351	39	98	149	20	5	7	42	0	5	24	32	2	84	1	0	6	4	.425	374	20	7	2	9	0	0	0	0	
+Ege,C	1.000	5	1	0	1	1	0	0	0	0	0	0	0	0	0	0	0	0	0	0	1.000	1,000	0	0	0	0	0	0	0	0	
+Ellington,B	.000	32	7	0	0	0	0	0	0	0	0	0	0	0	0	1	0	0	0	0	.000	.000	0	0	0	0	0	0	0	0	
+Esch,J	.200	3	5	1	1	1	0	0	0	0	0	0	0	0	0	2	0	0	0	0	.200	200	0	0	0	0	0	0	0	0	
Fernandez,J	250	30	52	3	13	15	2	0	0	6	8	0	0	0	1	0	13	0	1	2	264	288	1	1	0	2	0	0	0	0	
+Flores,K	.000	1	1	0	0	0	0	0	0	0	0	0	0	0	0	1	0	0	0	0	.000	.000	0	0	0	0	0	0	0	0	
Francouer,J	254	125	307	33	78	116	15	1	7	34	1	3	0	20	2	80	2	2	5	3	.378	297	42	8	0	4	0	0	0	0	
MIA	280	26	50	4	14	18	2	1	0	1	1	0	0	4	0	15	0	2	1	0	.360	333	10	1	0	0	0	0	0	0	
Gordon,D	.268	79	325	47	87	109	7	6	3	38	2	3	1	33	7	73	1	0	10	13	.331	283	8	2	0	0	0	0	0	0	
Hechavarrta	.236	155	508	52	120	150	17	6	3	38	2	3	1	33	7	73	1	0	10	13	.300	240	5	1	0	0	0	0	0	0	
+Hosch,D	.240	13	25	3	6	10	1	0	1	2	0	0	0	0	0	11	0	1	0	0	.240	240	0	0	0	0	0	0	0	0	0
Johnson,C	.222	113	243	20	54	80	11	0	5	24	1	0	1	19	2	78	0	0	13	3	.329	281	38	7	2	5	0	0	0	0	
Koehler,T	.098	33	51	1	5	5	0	0	0	0	4	0	0	1	0	28	0	0	0	0	.098	115	0	0	0	0	0	0	0	0	0
Mathis,J	.238	41	126	12	30	42	4	1	2	15	1	0	1	4	0	36	0	0	1	3	.333	267	3	1	0	0	0	0	0	0	
McGowan,D	.000	55	4	0	0	0	0	0	0	0	0	0	0	0	0	3	0	0	0	0	.000	.000	0	0	0	0	0	0	0	0	0
Morris,B	.000	24	1	0	0	0	0	0	0	0	0	0	0	0	0	1	0	0	0	0	.000	.000	0	0	0	0	0	0	0	0	0
Narveson,C	.000	6	3	0	0	0	0	0	0	0	0	0	0	0	0	2	0	0	0	0	.000	.000	0	0	0	0	0	0	0	0	0
Nicolino,J	.091	18	22	0	2	2	0	0	0	0	1	0	0	1	0	11	0	0	1	1	.091	130	0	0	0	0	0	0	0	0	0
Ozuna,M	.266	148	557	75	148	252	23	6	23	76	0	4	4	43	2	115	0	3	11	5	.452	321	6	0	0	0	0	0	0	0	0
+Perez,Y	.667	12	3	5	2	3	1	0	0	0	0	0	0	0	0	1	4	2	0	0	1.000	667	1	0	0	0	0	0	0	0	0
RIGHT	.000	0	0	0	0	0	0	0	0	0	0	0	0	0	0	0	0	0	0	0	.000	.000	0	0	0	0	0	0	0	0	0
LEFT	.667	3	2	3	1	0	0	0	0	0	0	0	0	0	0	1	0	0	0	0	1.000	667	1	0	0	0	0	0	0	0	0
Phelps,D	.182	64	11	0	2	2	0	0	0	0	1	2	0	0	0	3	0	0	1	3	.182	182	0	0	0	0	0	0	0	0	0
Prado,M	.305	153	600	70	183	250	37	3	8	75	0	5	4	49	4	69	2	24	9	417	.359	3	1	0	2	0	0	0	0	0	
Rea	.000	1	0	0	0	0	0	0	0	0	0	1	0	0	0	0	0	0	0	0	.000	.000	0	0	0	0	0	0	0	0	0
Realto,J	.303	137	509	60	154	218	31	0	11	48	0	3	5	28	1	100	12	4	12	10	.428	343	9	3	0	0	0	0	0	0	0
Rojas,M	.247	123	194	27	48	63	12	0	1	14	6	2	1	11	2	27	2	1	10	4	.325	288	15	4	0	0	0	0	0	0	0
+Scruggs,X	.210	24	62	1	13	19	3	0	1	5	0	0	0	2	5	20	0	0	1	0	.306	290	3	0	0	0	0	0	0	0	0
Stanton,G	.240	119	413	56	99	202	20	1	27	74	0	2	4	50	5	140	0	6	4	489	.326	9	1	0	1	0	0	0	0	0	
Suzuki,I	.291	143	327	48	95	123	15	5	1	22	3	2	3	30	1	42	10	2	4	1	.376	354	57	15	1	1	0	0	0	0	0
+Tejeda,T	.308	10	15	1	4	7	0	0	1	4	0	0	0	0	0	2	0	0	0	0	.538	308	7	2	0	0	0	0	0	0	0
RIGHT	.000	2	0	0	0	0	0	0	0	0	0	0	0	0	0	0	0	0	0	0	.000	.000	1	0	0	0	0	0	0	0	0
LEFT	.364	11	1	4	7	0	0	0	1	4	0	0	0	0	1	0	0	0	0	0	.636	364	6	2	0	0	0	0	0	0	0
Urena,J	.176	29	17	1	3	3	0	0	0	0	4	0	0	0	1	0	11	0	0	0	.176	222	0	0	0	0	0	0	0	0	0
+Yehlich,C	.298	155	578	78	172	279	38	3	21	88	0	5	4	72	4	138	9	4	20	6	.483	376	2	0	0	0	0	0	0	0	0
FITCHERS	.126	151	278	10	35	36	1	0	0	12	31	1	0	6	0	127	0	0	6	13	.129	144	1	0	1	0	2	0	0	0	0
MIAMI	.251	161	5547	655	1460	2187	259	42	128	626	46	38	54	447	40	1213	71	28	140	86	.394	322	242	52	6	32	6	3	21	31	
OPPONENTS	.263	161	5408	682	1358	2132	256	31	152	641	48	50	61	595	62	1379	76	38	119	106	.394	329	217	43	7	6	31				
PITCHER	W	L	ERA	G	GS	CG	GF	SHO	SV	INN	H	R	ER	HR	HB	BB	IBB	SO	WP	BK	AVG										
+Barracough,K	6	3	2.85	75	0	0	6	0	0	72.2	45	24	23	1	2	44	1	113	8	0	.176										
Breslow,C	0	2	4.50	15	0	0	0	0	0	14.0	21	9	7	1	4	4	0	7	2	0	.362										
+Brice,A	0	1	7.07	15	0	0	2	0	0	14.0	9	12	11	2	2	5	1	14	0	0	.173										
Cashner,A	5	11	5.25	28	27	0	1	0	0	152.0	142	83	77	19	7	60	3	112	3	0	.279										
MIA	1	4	5.98	12	0	1	0	0	0	52.2	62	36	35	6	1	30	3	45	2	0	.309										
+Cervenka,H	0	0	3.53	8	0	0	11	0	0	45.1	31	19	17	3	2	8	5	42	6	0	.204										
MIA	0	0	4.82	18	0	0	3	0	0	91	11	5	5	1	0	5	0	7	0	0	.289										
Chen,W	5	5	4.96	22	22	0	0	0	0	123.1	134	69	68	22	3	24	0	100	1	0	.276										
Clemens,P	4	5	4.04	18	14	0	2	0	0	71.1	72	39	32	14	4	31	0	53	4	1	.262										
MIA	1	0	6.30	2	2	0	0	0	0	10.0	11	7	5	1	8	0	6	0	0	0	.289										
Conley,A	8	6	3.85	25	25	0	0	0	0	133.1	125	59	57	13	11	62	7	124	9	0	.250										
Cosart,J	0	4	6.00	13	13	0	0	0	0	57.0	61	41	38	4	2	39	2	38	3	0	.271										
MIA	0	1	5.95	4	4	0	0	0	0	19.2	19	14	13	0	0	16	2	11	2	0	.257										
Despaigne,D	0	0	9.00	3	0	0	3	0	0	3.0	4	3	3	0	0	1	0	0	0	0	.364										
AL	0	2	6.60	16	0	0	5	0	0	27.1	32	18	17	3	1	15															

2016 SEASON STATISTICS

DETAILED FIELDING

PITCHER	G	GS	PO	A	E	TC	DP	PCT
+Barracough,K	75	0	1	8	1	10	1	.900
Breslow,C	15	0	0	2	0	2	0	1.000
+Brice,A	15	0	1	0	2	3	0	.333
Cashner,A	12	11	2	5	0	7	0	1.000
+Cervenka,H #	18	0	1	4	0	5	0	1.000
Chen,W	22	22	4	15	0	19	1	1.000
Clemens,P #	2	2	0	0	0	0	0	.000
Conley,A	25	25	4	15	1	20	0	.950
Cosart,J #	4	4	2	9	0	11	1	1.000
Desjardine,O	3	0	0	0	0	0	0	.000
Dunn,M	51	0	3	7	0	10	1	1.000
+Ege,C #	5	0	0	0	0	0	0	.000
+Ellington,B	32	0	0	2	0	2	0	1.000
+Esch,J	3	3	0	1	0	1	0	1.000
Fernandez,J	29	29	7	15	2	24	0	.917
+Flores,K	1	1	1	0	0	1	0	1.000
+Hall,C	2	0	0	0	0	0	0	.000
Jackson,E #	8	0	1	1	0	2	0	1.000
Koshler,T	33	33	4	12	1	17	0	.941
McGowan,D	55	0	4	5	1	10	0	.900
Morris,B	24	0	0	2	0	2	0	1.000
Narveson,C	6	0	0	1	0	1	0	1.000
Nicolino,J	18	13	3	15	1	19	1	.947
+Ogando,N	14	0	3	3	0	6	0	1.000
Phelps,D	64	5	4	12	3	19	2	.842
Ramos,A	67	0	6	5	0	11	1	1.000
Rea,C #	1	1	0	0	0	0	0	.000
Royes,J	1	0	0	0	0	0	0	.000
Rothey,F #	39	0	0	3	0	3	0	1.000
Urena,J	28	12	3	13	1	17	1	.941
+Wittgren,N	48	0	3	6	0	9	0	1.000

CATCHER	G	GS	PO	A	E	TC	DP	PCT
Mathis,J	38	36	304	52	3	359	5	.991
Realmiuto,J	129	124	1069	80	10	1159	8	.991
+Teis,T	5	1	8	2	0	10	0	1.000

FIRST BASE	G	GS	PO	A	E	TC	DP	PCT
Bow,J	82	80	544	34	3	581	50	.995
Dietrich,D	16	12	79	4	0	83	12	1.000
Gillespie,C	1	0	3	0	0	3	0	1.000
Johnson,C	81	43	360	23	3	386	37	.992
Kelly,D	12	6	63	9	0	72	5	1.000
Rojas,M	41	3	85	12	0	97	9	1.000
+Scraggs,X	19	17	129	8	0	137	13	1.000

SECOND BASE	G	GS	PO	A	E	TC	DP	PCT
Andino,R	3	3	4	5	0	9	1	1.000
Dietrich,D	75	71	120	165	4	289	33	.986
Gordon,D	78	73	150	186	7	343	51	.980
+Perez,Y	1	0	2	1	0	3	0	1.000
Rojas,M	45	14	25	44	0	69	5	1.000

THIRD BASE	G	GS	PO	A	E	TC	DP	PCT
Andino,R	1	0	0	0	0	0	0	.000
Dietrich,D	13	7	5	14	0	19	2	1.000
Francoeur,J	1	0	0	0	0	0	0	.000
Johnson,C	11	7	5	12	0	17	1	1.000
Prado,M	150	146	73	240	9	322	30	.972
Rojas,M	16	1	1	10	0	11	1	1.000

SHORTSTOP	G	GS	PO	A	E	TC	DP	PCT
Andino,R	1	0	0	0	0	0	0	.000
Hechavari,A	153	135	203	359	13	575	72	.977
+Perez,Y	2	0	1	1	0	2	0	1.000
Rojas,M	33	26	46	76	4	126	18	.968

OUTFIELDERS	G	GS	PO	A	E	TC	DP	PCT
Andino,R	2	1	5	1	0	6	0	1.000
Dietrich,D	8	6	10	0	0	10	0	1.000
Francoeur,J #	16	9	18	1	0	19	0	1.000
Gillespie,C	8	5	13	1	1	15	0	.933
+Hood,D	7	5	11	0	0	11	0	1.000
Johnson,C	2	0	0	0	0	0	0	.000
Ozuna,M	142	142	310	8	5	323	0	.985
+Scraggs,X	2	1	2	0	0	2	0	1.000
Stanton,G	106	106	215	5	4	224	0	.982
Suzuki,K	78	59	125	6	1	132	1	.992
Yelich,C	149	149	260	6	5	272	1	.978

- Miami totals only
 - - Rookie
 Bold - Led League

FIELDING YEAR-BY-YEAR

YEAR	PCT	G	PO	A	E	TC	DP	TP	PB
1995	.980	162	4321	1703	125	6149	128	0	29
1994	.978	115	3045	1208	95	4348	111	0	18
1995	.979	143	3858	1467	115	5439	143	0	8
1996	.982	162	4329	1796	111	6236	186	0	12
1997	.981	162	4340	1647	116	6106	166	0	7
1998	.979	162	4349	1738	129	6216	176	0	18
1999	.979	162	4307	1686	127	6121	150	0	10
2000	.980	161	4289	1710	125	6124	144	0	12
2001	.983	162	4314	1666	103	6085	174	0	10
2002	.983	162	4369	1636	106	6111	163	1	6
2003	.987	162	4336	1590	78	6004	162	0	11
2004	.986	162	4317	1604	86	6007	153	0	11
2005	.985	162	4327	1604	103	6089	177	0	13
2006	.979	162	4300	1588	126	6014	166	0	14
2007	.977	162	4331	1510	137	5978	159	0	19
2008	.980	161	4306	1501	117	5924	122	0	10
2009	.982	162	4339	1469	106	5914	129	0	8
2010	.979	162	4315	1502	123	5940	130	0	11
2011	.985	162	4379	1553	93	6025	126	0	10
2012	.983	162	4322	1649	103	6074	154	0	14
2013	.986	162	4380	1687	88	6155	144	0	16
2014	.984	162	4373	1700	97	6170	154	0	9
2015	.987	162	4281	1588	77	5946	162	0	11
2016	.985	161	4305	1506	86	5897	137	0	9

FRANCHISE BESTS (EXCLD. 1994 & 1995 STRIKE SEASONS)

OUTFIELD ASSISTS

Player	2016	Career
Ozuna	8	31
Suzuki	6	122
Yelich	6	18
Stanton	5	51
Andino	1	1
Francoeur	1	135
Gillespie	1	4
Totals	28	---



FROM OFFICE FIELDING FRANCHISE 2016 IN REVIEW SUBSTITUTION FORTLEASON HISTORY HEALTH & RECOVERY JUMP PROBLEMS GENERAL INFORMATION

2016-17 TRANSACTIONS

DATE	PLAYER	TRANSACTION	DATE	PLAYER	TRANSACTION
1/9	LHP Chris Narveson	Signed to Minor League contract	5/10	RHP Nefi Ogando	Placed on 15-day disabled list
1/13	RHP Andre Rienzo	Designated for assignment		RHP Nick Wittgren	Recalled from Triple-A New Orleans
	INF Tommy Medica	Designated for assignment	5/11	LHP Craig Breslow	Designated for assignment
	RHP Edwin Jackson	Signed to one-year contract		RHP Dustin McGowan	Contract selected from Triple-A NOLA
	INF Chris Johnson	Signed to one-year contract	5/14	RHP Kendry Flores	Recalled from Triple-A New Orleans
1/19	RHP Andre Rienzo	Outrighted to Triple-A New Orleans	5/15	RHP Kendry Flores	Returned to Triple-A New Orleans
	LHP Wei-Yin Chen	Signed to five-year contract		RHP Nick Wittgren	Optioned to Triple-A New Orleans
1/21	INF Tommy Medica	Outrighted to Triple-A New Orleans		LHP Jarlin Garcia	Recalled from Double-A Jacksonville
1/22	LHP Mike Strong	Claimed off waivers by Minnesota	5/16	LHP Craig Breslow	Outrighted to Triple-A New Orleans
2/3	INF Don Kelly	Signed to Minor League contract	5/18	RHP Cody Hall	Claimed off waivers from Arizona
2/12	LHP Craig Breslow	Signed to Minor League contract	5/19	LHP Jarlin Garcia	Optioned to Double-A Jacksonville
2/22	LHP Troy Patton	Released	5/20	RHP Edwin Jackson	Reinstated from 15-day disabled list
3/15	INF Dan Black	Reassigned to Minor League camp	5/24	LHP Tim Berry	Designated for assignment
	INF Tommy Medica	Reassigned to Minor League camp		RHP Asher Wojciechowski	Claimed off waivers from Houston
	INF J.T. Riddle	Reassigned to Minor League camp	5/26	RHP Bryan Morris	Placed on 15-day disabled list
	INF Brady Shoemaker	Reassigned to Minor League camp		RHP Nick Wittgren	Recalled from Triple-A New Orleans
	UTL Yefri Pérez	Reassigned to Minor League camp	5/26	LHP Tim Berry	Outrighted to Single-A Jupiter
	OF Kenny Wilson	Reassigned to Minor League camp	5/31	RHP Edwin Jackson	Designated for assignment
	C Sharif Othman	Reassigned to Minor League camp		LHP Mike Dunn	Reinstated from 15-day disabled list
3/16	RHP Dylan Axelrod	Reassigned to Minor League camp	6/1	RHP José Ureña	Optioned to Triple-A New Orleans
	RHP Kendry Flores	Optioned to Triple-A New Orleans	6/5	RHP Cody Hall	Optioned to Triple-A New Orleans
	RHP Nick Wittgren	Optioned to Triple-A New Orleans		RHP Brian Ellington	Recalled from Triple-A New Orleans
	RHP Scott McGough	Optioned to Triple-A New Orleans	6/19	LHP Justin Nicolino	Optioned to Triple-A New Orleans
	LHP Tim Berry	Optioned to Double-A Jacksonville		RHP Paul Clemens	Contract selected from Triple-A NOLA
	RHP Austin Brice	Optioned to Double-A Jacksonville	6/26	RHP Nefi Ogando	Reinstated from 15-day disabled list and optioned to Triple-A New Orleans
	RHP Jake Esch	Optioned to Double-A Jacksonville			
	LHP Jarlin Garcia	Optioned to Double-A Jacksonville	6/28	RHP Paul Clemens	Claimed off waivers by San Diego
3/22	RHP Kyle Barraclough	Optioned to Triple-A New Orleans		LHP Jo-Jo Reyes	Contract selected from Triple-A NOLA
	RHP Brian Ellington	Optioned to Triple-A New Orleans	6/30	RHP Fernando Rodney	Acquired from San Diego for RHP Chris Paddock
	LHP Justin Nicolino	Optioned to Triple-A New Orleans			
	C Tomás Telis	Optioned to Triple-A New Orleans	7/1	LHP Jo-Jo Reyes	Designated for assignment
	RHP Paul Clemens	Reassigned to Minor League camp		RHP Brian Ellington	Optioned to Triple-A New Orleans
	RHP Andre Rienzo	Reassigned to Minor League camp		LHP Justin Nicolino	Recalled from Triple-A New Orleans
	C Francisco Arcia	Reassigned to Minor League camp	7/3	UTL Yefri Pérez	Recalled from Double-A Jacksonville
	OF Isaac Galloway	Reassigned to Minor League camp	7/4	UTL Yefri Pérez	Returned to Double-A Jacksonville
	OF Destin Hood	Reassigned to Minor League camp	7/6	INF Justin Bour	Placed on 15-day disabled list
3/29	RHP José Ureña	Optioned to Triple-A New Orleans		LHP Eric Jokisch	Designated for assignment
	RHP Nefi Ogando	Optioned to Triple-A New Orleans		INF Don Kelly	Contract selected from Triple-A NOLA
	INF Don Kelly	Released	7/8	LHP Justin Nicolino	Optioned to Triple-A New Orleans
	OF Justin Maxwell	Released		C Tomás Telis	Recalled from Triple-A New Orleans
3/30	INF Don Kelly	Signed to Minor League contract		LHP Eric Jokisch	Outrighted to Double-A Jacksonville
4/3	LHP Mike Dunn	Placed on 15-day disabled list	7/13	C Tomás Telis	Optioned to Triple-A New Orleans
	LHP Rauldel Lazo	Placed on 15-day disabled list	7/15	UTL Yefri Pérez	Recalled from Double-A Jacksonville
	RHP Carter Capps	Placed on 60-day disabled list	7/16	RHP Asher Wojciechowski	Designated for assignment
	LHP Craig Breslow	Contract selected		INF Cole Gigueroa	Signed to Minor League contract and optioned to Triple-A New Orleans
	RHP Dustin McGowan	Contract selected			
	LHP Chris Narveson	Contract selected			
	LHP Brad Hand	Designated for assignment	7/19	UTL Yefri Pérez	Optioned to Double-A Jacksonville
	OF Cole Gillespie	Designated for assignment		RHP José Ureña	Recalled from Triple-A New Orleans
4/8	OF Cole Gillespie	Outrighted to Triple-A New Orleans		RHP Asher Wojciechowski	Outrighted to Triple-A New Orleans
	LHP Brad Hand	Claimed off waivers by San Diego	7/25	LHP Wei-Yin Chen	Placed on 15-day disabled list
4/14	LHP Eric Jokisch	Claimed off waivers from Chicago-NL and optioned to Triple-A New Orleans		RHP Jarrod Cosart	Recalled from Triple-A New Orleans
			7/28	INF Don Kelly	Designated for assignment
	RHP Scott McGough	Designated for assignment		INF Dee Gordon	Activated from restricted list
4/17	RHP Dustin McGowan	Designated for assignment	7/29	RHP Andrew Cashner &	Acquired from San Diego for RHP Carter RHP Colin Rea & Capps, RHP Jarrod Cosart, RHP Luis Castillo, RHP Tayron Guerrero, and INF Josh Naylor
	RHP Kyle Barraclough	Recalled from Triple-A New Orleans			
4/19	RHP Edwin Jackson	Placed on 15-day disabled list		INF Cole Gigueroa	Designated for assignment
	RHP Nick Wittgren	Recalled from Triple-A New Orleans		OF Cole Gillespie	Designated for assignment
4/21	LHP Chris Narveson	Designated for assignment	7/30	RHP José Ureña	Optioned to Triple-A New Orleans
	RHP José Ureña	Recalled from Triple-A New Orleans		RHP Brian Ellington	Recalled from Triple-A New Orleans
	RHP Dustin McGowan	Outrighted to Triple-A New Orleans	7/31	RHP Colin Rea	Placed on 15-day disabled list
	LHP Rauldel Lazo	Reinstated from 15-day disabled list and optioned to Single-A Jupiter	8/1	RHP Luis Castillo	Acquired from San Diego for RHP Collin Rea
4/23	INF Martín Prado	Placed on paternity list			
	LHP Cody Ege	Recalled from Triple-A New Orleans	8/6	LHP Hunter Cervenka	Acquired from Atlanta for INF Arnelo Seymour and LHP Michael Mader
4/26	RHP Jarrod Cosart	Optioned to Triple-A New Orleans			
	INF Martín Prado	Reinstated from paternity list	8/7	RHP Nefi Ogando	Optioned to Triple-A New Orleans
	LHP Chris Narveson	Outrighted to Triple-A New Orleans		LHP Hunter Cervenka	Added to 25-man roster
4/27	RHP Nick Wittgren	Optioned to Triple-A New Orleans	8/9	RHP A.J. Ramos	Placed on 15-day disabled list
	LHP Justin Nicolino	Recalled from Triple-A New Orleans		LHP Hunter Cervenka	Optioned to Triple-A New Orleans
4/29	INF Dee Gordon	Placed on restricted list		LHP Cody Ege	Designated for assignment
	OF Cole Gillespie	Contracted selected from Triple-A NOLA		RHP Austin Brice	Recalled from Triple-A New Orleans
5/2	LHP Cody Ege	Optioned to Triple-A New Orleans		LHP Chris Narveson	Contract selected from Triple-A NOLA
5/3	RHP Nefi Ogando	Recalled from Triple-A New Orleans			



2016-17 TRANSACTIONS

DATE	PLAYER	TRANSACTION	DATE	PLAYER	TRANSACTION
8/14	LHP Adam Conley	Placed on 15-day disabled list	12/12	C A.J. Ellis	Signed to one-year contract
	OF Giancarlo Stanton	Placed on 15-day disabled list		RHP Dustin McGowan	Signed to one-year contract
	INF Robert Andino	Contract selected from Triple-A NOLA		LHP Jeff Locke	Signed to one-year contract
	LHP Hunter Cervenka	Recalled from Triple-A NOLA	12/16	RHP Nefi Ogando	Designated for assignment
	RHP Cody Hall	Released		RHP Junichi Tazawa	Signed to two-year contract
8/15	RHP José Ureña	Recalled from Triple-A New Orleans	12/23	LHP Elvis Araujo	Designated for assignment
	RHP Austin Brice	Optioned to Triple-A New Orleans		RHP Nefi Ogando	Claimed off waivers by Pittsburgh
8/19	INF Chris Narveson	Designated for assignment		RHP Brad Ziegler	Signed to two-year contract
	INF Xavier Scruggs	Contract selected from Triple-A NOLA	1/3/17	OF Brandon Barnes	Signed to Minor League contract
8/21	RHP Brian Ellington	Optioned to Triple-A New Orleans		LHP Kelvin Marte	Signed to Minor League contract
	RHP A.J. Ramos	Reinstated from 15-day disabled list		RHP Javy Guerra	Signed to Minor League contract
8/23	INF Derek Dietrich	Placed on 15-day disabled list		RHP Juan Benitez	Signed to Minor League contract
	INF Justin Bour	Transferred to 60-day disabled list		INF Ryan Jackson	Signed to Minor League contract
	OF Oswaldo Arcia	Claimed off waivers from Tampa Bay		INF Tyler Moore	Signed to Minor League contract
8/24	OF Jeff Francoeur	Acquired from Atlanta with cash considerations in three-team trade; Atlanta acquired C Matt Foley from Miami and INF Dylan Moore from Texas; Texas acquired international signing slots #37 & #97 from Miami, #93 from Atlanta			
8/25	OF Oswaldo Arcia	Designated for assignment			
8/28	LHP Hunter Cervenka	Optioned to Triple-A New Orleans			
	LHP Justin Nicolino	Recalled from Triple-A New Orleans			
8/29	LHP Justin Nicolino	Optioned to Triple-A New Orleans			
	RHP Austin Brice	Recalled from Triple-A New Orleans			
8/31	RHP David Phelps	Placed on 15-day disabled list			
	RHP Jake Esch	Recalled from Triple-A New Orleans			
9/1	RHP Brian Ellington	Recalled from Triple-A New Orleans			
	RHP Nefi Ogando	Recalled from Triple-A New Orleans			
	C Tomás Telis	Recalled from Triple-A New Orleans			
	LHP Raudel Lazo	Designated for assignment			
	OF Destin Hood	Contract selected from Triple-A NOLA			
9/3	INF Derek Dietrich	Reinstated from 15-day disabled list			
9/6	LHP Justin Nicolino	Recalled from Triple-A New Orleans			
	LHP Hunter Cervenka	Recalled from Triple-A New Orleans			
	UTL Yefri Pérez	Recalled from Double-A Jacksonville			
9/6	INF Justin Bour	Reinstated from 60-day disabled list			
	OF Giancarlo Stanton	Reinstated from 15-day disabled list			
	RHP Kendry Flores	Designated for assignment			
9/11	RHP David Phelps	Reinstated from 15-day disabled list			
9/15	RHP Odysseus Despaigne	Claimed off waivers from Baltimore			
	INF Robert Andino	Designated for assignment			
9/19	LHP Wei-Yin Chen	Reinstated from 15-day disabled list			
9/20	RHP Bryan Morris	Reinstated from 60-day disabled list and designated for assignment			
9/22	RHP Bryan Morris	Outrighted to Triple-A New Orleans			
	INF Robert Andino	Released			
9/26	LHP Adam Conley	Reinstated from 15-day disabled list			
10/3	RHP Tayron Guerrero	Recalled from Double-A Jacksonville			
	LHP Jarlin Garcia	Recalled from Single-A Jupiter			
10/5	INF Martín Prado	Signed to three-year contract			
10/14	INF Xavier Scruggs	Outrighted to Triple-A New Orleans			
11/3	INF Chris Johnson	Elected free agency			
	RHP Fernando Rodney	Elected free agency			
	LHP Mike Dunn	Elected free agency			
	RHP Andrew Cashner	Elected free agency			
	OF Jeff Francoeur	Elected free agency			
	RHP Dustin McGowan	Elected free agency			
	C Jeff Mathis	Elected free agency			
11/8	C Carlos Paulino	Signed to Minor League contract			
11/10	LHP Kyle Lobstein	Signed to Minor League contract			
11/11	LHP Caleb Thielbar	Signed to Minor League contract			
11/18	LHP Elvis Araujo	Claimed off waivers from Philadelphia			
	RHP Drew Steckenrider	Contract selected from Triple-A NOLA			
	RHP Luis Castillo	Contract selected from Double-A JAX			
	INF J.T. Riddle	Contract selected from Triple-A NOLA			
	INF Austin Nola	Contract selected from Triple-A NOLA			
11/21	RHP Scott Copeland	Signed to Minor League contract			
11/30	OF Matt den Dekker	Signed to Minor League contract			
12/1	RHP Edinson Volquez	Signed to two-year contract			
12/9	RHP Stephen Fife	Signed to Minor League contract			



2016 MAJOR LEAGUE STANDINGS

NL EAST				AL EAST				
W	L	PCT.	GB	W	L	PCT.	GB	
Washington	95	67	.586	-	Boston	93	69	.574
New York*	87	75	.537	8	Baltimore*	89	73	.549
Miami	79	82	.491	15.5	Toronto*	89	73	.549
Philadelphia	71	91	.438	24	New York	84	78	.519
Atlanta	68	93	.422	26.5	Tampa Bay	68	94	.420
25								
NL CENTRAL				AL CENTRAL				
W	L	PCT.	GB	W	L	PCT.	GB	
Chicago	103	58	.640	-	Cleveland	94	67	.584
St. Louis	86	76	.531	17.5	Detroit	86	75	.534
Pittsburgh	78	83	.484	25	Kansas City	81	81	.500
Milwaukee	73	89	.451	30.5	Chicago	78	84	.481
Cincinnati	68	94	.420	35.5	Minnesota	59	103	.364
35.5								
NL WEST				AL WEST				
W	L	PCT.	GB	W	L	PCT.	GB	
Los Angeles	91	71	.562	-	Texas	95	67	.586
San Francisco*	87	75	.537	4	Seattle	86	76	.531
Colorado	75	87	.463	16	Houston	84	78	.519
Arizona	69	93	.426	22*	Los Angeles	74	88	.457
San Diego	68	94	.420	23	Oakland	69	93	.426
26								

* - Indicates Wild Card Winner

2016 MAJOR LEAGUE ATTENDANCE

AMERICAN LEAGUE

CLUB	TOTAL	AVERAGE	DATES	HOME		SEASON HIGHS		ROAD	
				GAMES	TOTAL	DATE	TOTAL	AVERAGE	DATES
TORONTO	3,392,099	41,878	81	(81)	48,871	4/8	2,435,293	30,065	81
NEW YORK	3,063,405	37,820	81	(81)	48,339	8/3	2,506,196	30,941	81
LOS ANGELES	3,016,142	37,236	81	(81)	45,007	5/19	2,322,769	28,676	81
BOSTON	2,955,434	36,487	81	(81)	38,378	7/26	2,615,524	32,290	81
TEXAS	2,710,402	33,462	81	(81)	49,289	4/4	2,232,432	27,561	81
KANSAS CITY	2,557,712	31,577	81	(81)	40,030	4/3	2,266,362	27,980	81
DETROIT	2,493,859	31,173	80	(80)	45,049	4/8	2,293,425	28,314	81
HOUSTON	2,306,623	28,477	81	(81)	43,332	4/11	2,271,334	28,041	81
SEATTLE	2,267,928	27,999	81	(81)	47,065	4/8	2,293,037	28,309	81
BALTIMORE	2,172,344	26,819	81	(81)	45,785	4/4	2,575,551	31,797	81
MINNESOTA	1,963,912	24,246	81	(81)	40,638	4/11	2,215,948	27,357	81
CHICAGO	1,746,293	21,829	80	(81)	39,553	7/26	2,283,300	28,189	81
CLEVELAND	1,591,667	19,650	81	(81)	34,493	4/5	2,128,323	26,941	79
OAKLAND	1,521,506	18,784	81	(81)	35,067	6/30	2,390,449	29,512	81
TAMPA BAY	1,286,163	15,879	81	(81)	40,135	6/17	2,437,344	30,091	81
TOTALS	35,045,489	28,892	1213	(1214)			35,267,287	29,074	1213

NATIONAL LEAGUE

CLUB	TOTAL	AVERAGE	DATES	HOME		SEASON HIGHS		ROAD	
				GAMES	TOTAL	DATE	TOTAL	AVERAGE	DATES
LOS ANGELES	3,703,312	45,720	81	(81)	53,621	9/20	2,669,701	32,959	81
ST. LOUIS	3,444,490	42,525	81	(81)	47,608	4/11	2,487,400	31,093	80
SAN FRANCISCO	3,365,256	41,546	81	(81)	42,238	6/24	2,605,302	32,164	81
CHICAGO	3,232,420	39,906	81	(81)	41,702	4/16	2,839,239	35,052	81
NEW YORK	2,789,602	34,870	80	(81)	44,466	4/30	2,463,347	30,792	80
COLORADO	2,602,524	32,130	81	(81)	49,360	4/8	2,548,764	31,466	81
WASHINGTON	2,481,938	30,641	81	(81)	42,000	6/15	2,402,788	29,664	81
SAN DIEGO	2,351,422	29,030	81	(81)	44,317	4/4	2,660,659	32,848	81
MILWAUKEE	2,314,614	28,575	81	(81)	44,643	7/23	2,507,309	30,954	81
PITTSBURGH	2,249,201	28,115	80	(81)	39,500	4/3	2,429,956	29,999	81
ARIZONA	2,036,216	25,138	81	(81)	48,165	4/4	2,648,840	32,702	81
ATLANTA	2,020,914	24,950	81	(81)	51,220	10/2	2,242,131	28,027	80
PHILADELPHIA	1,915,144	23,644	81	(81)	45,229	4/11	2,493,478	30,784	81
CINCINNATI	1,894,085	23,384	81	(81)	43,683	4/4	2,583,533	31,895	81
MIAMI	1,712,417	21,405	80	(80)	36,911	4/5	2,309,310	28,510	81
TOTALS	38,113,555	31,447	1212	(1214)			37,891,757	31,264	1212
GRAND TOTALS	73,159,044	30,169	2425	(2428)			73,159,044	30,169	



2016 HIGHS AND LOWS

INDIVIDUAL BATTING

At-Bats:	7 (2x); last, Prado, 9/16 at PHI (13 Innings)
At-Bats (9 Inn.):	6 (6x); last, Gordon (9/12 at ATL)
Runs:	3 - 6x; last, Realmuto (8/26 vs. SD)
Hits:	4 - 13x; last, Gordon (9/26 vs. NYM)
Doubles:	3 - Yelich (4/22 at SF)
Triples:	2 - Kelly (7/27 vs. PHI)**
Home Runs:	2 - 4x; last, Stanton (7/6 at NYM)
Consecutive Games with HR:	3 (4x) - last, Yelich (8/30 to 9/7)
Most Consecutive Hits:	7 - Realmuto (7/3 to 7/4)
Extra-Base Hits:	3 - 2x; last, Bour (4/29 at MIL)
Total Bases:	10 - Bour (4/29 at MIL)
RBI:	5 - 2x; last, Stanton (7/5 at NYM)
Walks:	3 - 4x; last, Gordon (8/9 vs. SF)
Intentional Walks:	1 (40x)
Strikeouts:	4 (7x) - last, Realmuto (8/29 at NYM)
Stolen Bases:	3 - 2x; last, Gordon (9/24 vs. ATL)
Hitting Streak:	16 - Ozuna (4/30 to 5/16)
Double Plays hit into:	3 - Prado (7/31 vs. STL)**

TEAM BATTING

Most Runs Scored:	15 - 6/13 at SD
Most Runs Scored (Both Teams):	19 - 2x; last, 9/12 at ATL - MIA 7, ATL 12
Runs Scored, Inning:	7 - 4x; last, 6/13 at SD
Most Hits:	19 - 6/13 at SD
Most Hits, Inning:	8 - 6/9 at MIN; 7*
Fewest Hits:	2 - 3x; last, 9/10 vs. LAD
Doubles:	6 - 7/30 vs. STL
Triples:	2 - 3x; last, 7/27 vs. PHI
HR, Game:	4 - 4/30 at MIL
HR, Inning:	2 - 3x; last, 9/21 vs. WSH; 7*
Consecutive Games with HR:	10 - 4/28 to 5/8
Consecutive Games, no HR:	7 - 8/23 to 8/29
Extra-Base Hits:	7 - 3x; last, 7/30 vs. STL
Total Bases:	28 - 4/30 at MIL
At-Bats:	52 - 8/8 vs. SF (14 Inn.)
Walks:	9 - 4/30 at MIL
Strikeouts:	17 - 5/17 at PHI
Strikeouts (9 Innings):	17 - 5/17 at PHI
Fewest Strikeouts:	0 - 5/1 at MIL**
Stolen Bases:	5 - 9/24 vs. ATL
HBP:	2 (3x) - last, 9/17 at PHI

INDIVIDUAL PITCHING

Win Streak (Starter):	8 - Fernández (4/28 to 6/5)
Win Streak (Reliever):	6 - Dunn (7/10 to 9/30)
Losing Streak:	6 - Nicolino (5/14 to 8/28)
Innings Pitched, Starter, Game:	8.2 - Ureña (9/11 vs. LAD)
Innings Pitched, Reliever, Game:	4.0 - Pheps (4/7 at WSH)
Fewest Hits, Complete Game:	No CGs
Fewest BB, Complete Game:	No CGs
Most Walks Allowed, Game:	7 - Conley (5/22 vs. WSH)
Strikeouts, Game:	14 - 3x; last, Fernandez (9/9 vs. LAD)
Strikeouts (Relief), Game:	4 - 5x; last, Ellington (9/17 at PHI)
Strikeouts, Inning:	3 (69x) - last, Ramos, 9/30 at WSH (9*)
Consecutive Strikeouts:	5 (2x) - last, Fernandez (6/5)
Home Runs Allowed, Game:	4 - Chen (6/13 at SD)
Consecutive Scoreless IP (Starter):	23.0 - Fernández (5/26 to 6/11)
Consecutive Scoreless IP (Reliever):	12.2 - Wittgren (6/29 to 7/27)

TEAM PITCHING

Fewest Runs Allowed:	0 (12x) - last, 9/20 vs. WSH
Most Runs Allowed:	14 - 5/1 at MIL
Most Runs Allowed, Inning:	7 (5x) - last, 8/6 at COL (6*)
Hits Allowed:	19 - 9/27 vs. NYM
Fewest Hits Allowed:	1 - 6/17 vs. COL
HR Allowed:	5 - 6/20 vs. COL
HR Allowed, Inning:	4 - 4/19 vs. WSH (7**)
Walks Allowed:	11 - 8/8 vs. SF
Fewest Walks Allowed:	0 (8x) - last, 9/20 vs. WSH**
Strikeouts:	18 (2x) - last, 9/16 at PHI
Fewest Strikeouts:	1 - 8/17 at CIN
HBP:	3 (4x) - last, 7/3 at ATL
Consecutive Game Allowing HR:	8 - 7/15 to 7/22
Consecutive Games, no HR allowed:	8 - 4/10 to 4/18

* - NEW CLUB RECORD

** - TIED CLUB RECORD



FRONT OFFICE | FIELDING | INFIELD | PITCHING | 2016 IN REVIEW | CLUB HISTORY | POSITIONAL HISTORY | PLAYER DEVELOPMENT | COMPROBMENTS | GENERAL INFORMATION

2016 MISCELLANEOUS

Home Record	40-40	Marlins Score First	61-35	One-Run Games	22-24
Road Record	39-42	Opponents Score First	18-47	Walk-off Games	3-5
Day Record	21-26	Largest Deficit Overcome	7 (9/12 at ATL)	Shutouts	12-12
Night Record	58-56	Largest Deficit Overcome in Wn	40 (1st 8/26 vs SD)	Series Won-Lost-Tied	20-26-6
vs. RH Starter	57-70	Comeback Wins	33	Series Sweeps (1g)	---
vs. LH Starter	22-12	Extra-inning Games	4-7	Series Sweeps (2g)	1-2
vs. NL East	32-43	Delays (Games)	3 (3)	Series Sweeps (3g)	3-3
vs. NL Central	21-15	Total Minutes in Delays	256	Series Sweeps (4g)	1-0
vs. NL West	20-12			Series Sweeps (5g)	---
vs. American League	6-14	Shortest Home Game	2:11 (9/20 vs. WSH)	Swept in Series	4-5
Leading after Six Innings	60-30	Shortest Home Game (Extras)	3:16 (6/21 vs. ATL)	First Game of Series	26-26
Trailing after Six Innings	8-57	Longest Home Game	3:52 (8/26 vs. SD)	Second Game of Series	21-31
Tied after Six Innings	11-15	Longest Home Game (Extras)	5:34 (8/8 vs. SF)	Third Game of Series	23-23
Leading after Seven Innings	67-9	Shortest Road Game	2:28 (7/2 at ATL)	Fourth Game of Series	9-2
Trailing after Seven Innings	6-67	Shortest Road Game (Extras)	3:05 (7/8 at PH)	Fifth Game of Series	---
Tied after Seven Innings	6-6	Longest Road Game	3:45 (4/11 at NYM)	On Monday	11-9
Leading after Eight Innings	72-1	Longest Road Game (Extras)	4:43 (9/6 at PH)	On Tuesday	10-14
Trailing after Eight Innings	2-74			On Wednesday	10-15
Tied after Eight Innings	5-7			On Thursday	10-5
Marlins with No Home Runs	23-42	Crowd Less than 20,000	27-25	On Friday	12-13
Marlins Hit Home Run	56-40	Crowd Greater than 20,000	52-57	On Saturday	10-16
Hitting One Home Run	40-28	Crowd Less than 30,000	63-64	On Sunday	15-10
Hitting Two Home Runs	15-11	Crowd Greater than 30,000	16-18	On Weekdays (Mon-Thur)	42-43
Hitting Three or More Home Runs	1-1	Roof Open*	4-3	On Weekends (Fri-Sun)	37-39
Out-hit Opponent	63-19	Roof Closed*	36-37	In April	12-11
Out-hit by Opponent	12-53	Wearing White Jerseys	24-27	In May	15-14
Hits Equal	4-10	Wearing Gray Jerseys	11-15	In June	14-13
		Wearing Black Jerseys	38-36	In July	16-10
		Wearing Red-Orange Jerseys	6-4	In August	10-18
				In September	12-14
				In October	0-2

* At the start of game at Marlins Park

2016 DELAYS AND POSTPONEMENTS

DATE	OPPONENT	LENGTH OF DELAY	START OF DELAY	END OF DELAY	NOTES
April 7	at Washington	1:25	4:50	6:15	Rain delay
June 30	at Atlanta	1:08	8:01	9:09	Rain delay
September 30	at Washington	1:43	-	-	Rain delay

DELAY AND POSTPONEMENT FACTS

OVERALL		AT MARLINS PARK	
Number of Delays	3	Number of Delays	0
Combined Time of Delays	4:16	Combined Time of Delays	0:00
Combined Minutes of Delay	256	Combined Minutes of Delay	0
Number of Games Postponed	1	Number of Games Postponed	0
Number of Games Cancelled	0	Number of Games Cancelled	1

2016 MARLINS OPENING DAY ROSTER

PITCHERS (12): Craig BRESLOW; Wei-Yin CHEN; Adam CONLEY; Jarrod COSART; José FERNÁNDEZ; Edwin JACKSON; Tom KOEHLER; Dustin MCGOWAN; Bryan MORRIS; Chris NARVESON; David PHELPS; A.J. RAMOS

CATCHERS (2): Jeff MATHIS; J.T. REALMUTO

INFIELDERS (7): Justin BOUR; Derek DIETRICH; Dee GORDON; Adeiny HECHAVARRIA; Chris JOHNSON; Martín PRADO; Miguel ROJAS

OUTFIELDERS (4): Marcell OZUNA; Giancarlo STANTON; Ichiro SUZUKI; Christian YELICH

Record by Batting Order									Record by Position								
1 st	2 nd	3 rd	4 th	5 th	6 th	7 th	8 th	9 th	C	1B	2B	3B	SS	LF	CF	RF	DH
0-1	-	-	-	-	1-0	2-0	-	-	Andino	-	2-1	-	-	1-0	-	-	-
-	-	1-1	0-4	22-14	15-23	0-1	-	-	Bour	-	37-43	-	-	-	-	-	1-0
10-14	3-0	2-2	-	7-3	15-16	9-4	0-1	-	Dietrich	-	2-10	35-36	4-3	5-1	-	-	-
-	0-1	-	-	1-3	2-2	-	-	-	Francoeur	-	-	-	-	2-2	-	1-4	-
-	-	-	-	1-0	-	0-3	1-0	-	Gillespie	-	-	-	-	1-2	-	1-1	-
31-42	-	-	-	-	-	-	-	-	Gordon	-	-	-	-	31-42	-	-	-
5-1	1-1	-	-	-	2-0	7-9	51-52	2-4	Hechavarría	-	-	-	68-67	-	-	-	-
-	0-1	-	-	-	-	0-3	0-1	-	Hood	-	-	-	-	0-4	-	0-1	-
-	-	-	-	1-1	16-8	14-9	0-1	-	Johnson	-	-	29-34	2-5	-	-	-	-
-	-	-	-	1-0	2-1	1-1	-	-	Kelly	-	4-2	-	-	-	-	-	-
-	-	-	-	-	11-5	9-9	1-1	-	Mathis	21-15	-	-	-	-	-	-	-
-	9-12	1-3	27-25	24-26	9-8	-	-	-	Ozuna	-	-	-	-	4-7	59-63	7-2	-
-	60-51	11-17	-	2-6	-	-	-	-	Prado	-	-	73-73	-	-	-	-	-
15-8	2-3	1-0	1-0	5-11	10-14	24-29	1-2	-	Realmutó	58-66	-	-	-	-	-	-	0-1
0-1	0-2	-	-	-	7-1	16-15	0-2	-	Rojas	-	1-2	11-3	0-1	11-15	-	-	1-1
-	0-1	-	-	1-2	2-2	3-7	-	-	Scroggs	-	-	-	-	-	0-1	-	-
-	0-1	-	39-38	15-15	-	-	-	-	Stanton	-	6-11	-	-	-	-	53-53	1-1
18-15	4-8	0-1	-	0-1	6-9	-	-	-	Suzuki	-	-	-	-	4-7	7-3	17-21	0-3
-	0-1	-	-	-	-	-	-	-	Tellis	0-1	-	-	-	-	-	-	-
-	-	63-58	12-17	-	-	-	-	-	Yelich	-	-	-	-	62-58	13-16	-	0-1



REPLAY CHALLENGES BY MIAMI - 35x55 (63.6%) - 2nd in NL (4th in MLB)

DATE	OPP.	CALL	PLAY DESCRIPTION	RESULT	DATE	OPP.	CALL	PLAY DESCRIPTION	RESULT
4/10	at WSH	Safe	Force play at 1B (MIA defense)	Stands	7/4	at NYM	Out	Tag play at 2B (MIA offense)	OT
4/11	at NYM	Out	Force play at 1B (MIA offense)	OT	7/4	at NYM	Safe	Force play at 1B (MIA defense)	OT
4/12	at NYM	Out	Force play at 1B (MIA offense)	OT	7/6	at NYM	Out	Force play at 2B (MIA offense)	Confirmed
4/16	vs. ATL	Safe	Force play at 1B (MIA defense)	OT	7/6	at NYM	Out	Force play at 1B (MIA offense)	Stands
4/18	vs. WSH	Out	Force play at 2B (MIA offense)	OT	7/9	vs. CIN	Safe	Tag play at 3B (MIA defense)	OT
4/18	vs. WSH	Out	Tag play at 1B (MIA offense)	OT	7/10	vs. CIN	Safe	Force play at 1B (MIA offense)	OT
4/23	at SF	Out	Force play at 2B (MIA offense)	Confirmed	7/10	vs. CIN	Safe	Force play at 2B (MIA offense)	OT
4/27	at LAD	Out	Force play at 1B (MIA offense)	OT	7/19	at PHI	Out	Force play at 2B (MIA offense)	Stands
4/28	at LAD	No HBP	Pitch in the dirt (MIA offense)	Stands	7/22	vs. NYM	Safe	Tag play at 2B (MIA defense)	OT
4/29	at MIL	Out	Tag play at 3B (MIA offense)	Stands	7/24	vs. NYM	Safe	Force play at 1P (MIA defense)	OT
4/30	at MIL	Out	Force play at 1B (MIA offense)	OT	8/1	at CHC	Out	Force play at 1B (MIA offense)	Stands
5/4	vs. ARI	Safe	Tag play at 2B (MIA defense)	OT	8/2	at CHC	Out	Tag play at 1B (MIA offense)	Stands
5/5	vs. ARI	Out	Force play 1B (MIA offense)	Stands	8/6	at COL	Safe	Force play at 1B (MIA defense)	OT
5/9	vs. MIL	In play	Wild throw at 1B (MIA offense)	OT	8/7	at COL	No Vio.	Slide rule at 3B (MIA defense)	Stands
5/15	at WSH	Out	Force play at 1B (MIA offense)	Stands	8/8	vs. SF	Out	Tag play at 2B (MIA defense)	OT
5/17	at PHI	Safe	Tag play at 1B (MIA offense)	Stands	8/12	vs. CWS	Safe	Runner touched 2B (MIA defense)	Confirmed
5/20	vs. WSH	Out	Tag play at 2B (MIA offense)	Stands	8/13	vs. CWS	Out	Tag play at 2B (MIA offense)	OT
5/22	vs. WSH	Safe	Tag play at HP (MIA defense)	OT	8/20	at PIT	Out	Force play at 1B (MIA offense)	OT
5/24	vs. TB	Safe	Tag play at 3B (MIA defense)	OT	8/21	at PIT	No HBP	No hit by pitch (MIA offense)	OT
5/25	at TB	GR-2B	No Fan Int. on GR 2B (MIA offense)	Stands	8/23	vs. KC	Safe	Tag play at 2B (MIA defense)	OT
5/30	vs. PIT	Safe	Tag play at 2B (MIA defense)	OT	8/26	vs. SD	Out	Force play at 2B (MIA offense)	OT
6/9	at MIN	Safe	Tag play at 2B (MIA offense)	OT	8/29	at NYM	Safe	Force play at 1B (MIA defense)	Stands
6/12	at ARI	Safe	Fly ball at 2B (MIA defense)	OT	9/1	at NYM	Out	Force play at 1B (MIA offense)	OT
6/17	vs. COL	Out	Force play at 1B (MIA offense)	OT	9/7	vs. PHI	Safe	Tag play at 2B (MIA defense)	OT
6/23	vs. CHC	Out	Force play at 1B (MIA offense)	OT	9/18	at PHI	Out	Tag play at 2B (MIA offense)	OT
6/25	vs. CHC	Safe	Tag play at 3B (MIA defense)	Stands	9/23	vs. ATL	Out	Tag play at 2B (MIA offense)	Stands
6/26	vs. CHC	No HBP	No hit by pitch (MIA offense)	OT	10/2	at WSH	Safe	Tag play at HP (MIA defense)	Stands
6/26	vs. CHC	Out	Force play at 1B (MIA offense)	OT					

MARLINS COMEBACK WINS (33)

DATE	OPP.	DEFICIT	FINAL	LAST INNING TRAILED	DATE	OPP.	DEFICIT	FINAL	LAST INNING TRAILED
4/12	@NYM	1	2-1	Bottom 3rd	7/9	CIN	1	4-2	Top 5th
4/21	WSH	1	5-1	Top 1st	7/10	CIN	1	7-3	Top 5th
4/24	@SF	1	5-4	Bottom 2nd	7/15	@STL	3	7-6	Bottom 7th
4/25	@LAD	1	3-2	Bottom 4th	7/17	@STL	1	6-3	Bottom 3rd
4/26	@LAD	3	6-3	Bottom 5th	7/18	@PHI	2	3-2 (11)	Bottom 8th
4/28	@LAD	2	5-3	Bottom 6th	7/23	NYM	1	7-2	Top 3rd
5/3	ARI	3	7-4	Top 6th	8/5	@COL	2	5-3	Bottom 8th
5/21	WSH	1	3-2	Top 5th	8/14	CWS	2	5-4	Top 5th
5/23	TB	2	7-6	Top 8th	8/19	@PIT	2	6-5	Bottom 7th
5/25	@TB	1	4-3	Bottom 2nd	8/21	@PIT	1	3-2	Bottom 4th
6/10	@ARI	4	8-6	Bottom 6th	8/26	SD	4	7-6	Top 8th
6/17	COL	1	5-1	Top 6th	9/13	@ATL	2	7-5	Bottom 2nd
6/18	COL	3	9-6	Top 5th	9/14	@ATL	3	7-5	Bottom 5th
6/23	CHC	1	4-2	Top 4th	9/18	@PHI	3	5-4	Bottom 7th
6/25	CHC	3	9-6	Top 5th	9/19	WSH	1	4-3	Top 6th
7/1	@ATL	1	7-3 (12)	Bottom 6th	9/24	ATL	1	8-4	Top 1st
7/5	@NYM	1	5-2	Bottom 6th					

RECORDS SET/TIED IN 2016

INDIVIDUAL PITCHING - SEASON

Strikeouts	253	José Fernández
Strikeouts/9.0	12.49	José Fernández
Cons. SV to open season	24	A. I. Ramos

INDIVIDUAL PITCHING - CAREER

Multi-strikeout games	18	José Fernández
-----------------------	----	----------------

CLUB PITCHING - GAME

Strikeouts (9.0 inn.)	17	9/9 vs. LAD
Cons. K by reliever	8	7/25 vs. PHI

CLUB PITCHING - SEASON

Most strikeouts (staff)	809
Most strikeouts (reliever)	570
Blown saves	29

MISCELLANEOUS - INDIVIDUAL PITCHING

Strikeouts in a month	56	José Fernández (May)
Wins in a month	6*	José Fernández (May)
Cons. starts won	8*	José Fernández

MISCELLANEOUS - CLUB BATTING

Cons. singles (game)	16	9/12 at ATL
Cons. singles (multiple G)	21*	9/12-13 at ATL

MISCELLANEOUS - CLUB FIELDING

Cons. G w/o E by infield	28**	5/30 to 6/29
--------------------------	------	--------------

*Tied the record

**MLB record

All records exclude 1994 & 1995 strike-shortened seasons

WALKOFF WINS (3)

Date	Opp.	Final	Player	Winning Hit/Play
6/2	PIT	4-3	Yelich	RBI-double (4 th career WO hit)
7/31	STL	5-4	Dietrich	RBI-triple (1 st career WO hit)
8/26	SD	7-6	Johnson	RBI-double (2 nd career WO hit)



NOTES

FRONT OFFICE
FIELD STAFF
PLAYERS
2016 IN REVIEW
CLUB HISTORY
POSTSEASON HISTORY
PLAYER DEVELOPMENT
2017 OPPONENTS
GENERAL INFORMATION





CLUB HISTORY



MARLINS CAREER BATTING LEADERS

GAMES PLAYED		BATTING AVERAGE*		RUNS		HITS	
1128	Luis Castillo	.313	Miguel Cabrera	675	Luis Castillo	1273	Luis Castillo
1014	Jeff Conine	.300	Hanley Ramirez	666	Hanley Ramirez	1103	Hanley Ramirez
981	Mike Lowell	.297	Martin Prado	499	Dan Uggla	1005	Jeff Conine
943	Hanley Ramirez	.296	Kevin Millar	477	Mike Lowell	965	Mike Lowell
896	Álex González	.295	Juan Pierre	453	Giancarlo Stanton	842	Miguel Cabrera
844	Derrek Lee	.294	Cliff Floyd	449	Miguel Cabrera	792	Giancarlo Stanton
827	Giancarlo Stanton	.293	Luis Castillo	447	Jeff Conine	788	Álex González
776	Dan Uggla	.293	Christian Yelich	422	Derrek Lee	771	Dan Uggla
720	Miguel Cabrera	.290	Jeff Conine	392	Cliff Floyd	746	Derrek Lee
637	Cliff Floyd	.288	Gary Sheffield	365	Gary Sheffield	682	Juan Pierre

SINGLES		DOUBLES		TRIPLES		HOME RUNS	
1081	Luis Castillo	241	Mike Lowell	42	Luis Castillo	208	Giancarlo Stanton
697	Hanley Ramirez	232	Hanley Ramirez	34	Juan Pierre	154	Dan Uggla
688	Jeff Conine	183	Miguel Cabrera	30	Adelny Hechavarria	148	Hanley Ramirez
578	Mike Lowell		Álex González	26	Hanley Ramirez	143	Mike Lowell
561	Juan Pierre	180	Jeff Conine	23	Álex González	138	Miguel Cabrera
511	Miguel Cabrera	170	Giancarlo Stanton	22	Mark Kotsay	129	Derrek Lee
501	Álex González		Dan Uggla	20	Emilio Bonifacio	122	Gary Sheffield
440	Derrek Lee	167	Cliff Floyd	19	Kurt Abbott	120	Jeff Conine
435	Dan Uggla	159	Derrek Lee	18	Derrek Lee	110	Cliff Floyd
413	Adelny Hechavarria	130	Luis Castillo	17	Two players tied	104	Preston Wilson

RUNS BATTED IN		TOTAL BASES		ON-BASE PERCENTAGE*		SLUGGING PERCENTAGE*	
578	Mike Lowell	1831	Hanley Ramirez	.426	Gary Sheffield	.543	Gary Sheffield
553	Jeff Conine	1641	Mike Lowell	.388	Miguel Cabrera	.542	Miguel Cabrera
540	Giancarlo Stanton	1606	Giancarlo Stanton	.374	Hanley Ramirez	.539	Giancarlo Stanton
523	Miguel Cabrera	1579	Jeff Conine	.374	Cliff Floyd	.523	Cliff Floyd
482	Hanley Ramirez	1547	Luis Castillo	.370	Luis Castillo	.504	Kevin Millar
465	Dan Uggla	1459	Miguel Cabrera	.368	Christian Yelich	.499	Hanley Ramirez
417	Derrek Lee	1427	Dan Uggla	.367	Kevin Millar	.488	Dan Uggla
409	Cliff Floyd	1328	Derrek Lee	.361	Josh Willingham	.483	Mike Jacobs
380	Gary Sheffield	1260	Álex González	.358	Jeff Conine	.473	Preston Wilson
375	Álex González	1176	Cliff Floyd	.357	Giancarlo Stanton	.472	Josh Willingham

STRIKEOUTS		BASES ON BALLS		AT-BATS		EXTRA-BASE HITS	
977	Giancarlo Stanton	533	Luis Castillo	4347	Luis Castillo	406	Hanley Ramirez
760	Dan Uggla	424	Gary Sheffield	3671	Hanley Ramirez	388	Giancarlo Stanton
734	Derrek Lee	406	Hanley Ramirez	3554	Mike Lowell	387	Mike Lowell
677	Jeff Conine	402	Giancarlo Stanton	3471	Jeff Conine	336	Dan Uggla
	Hanley Ramirez	376	Jeff Conine	3221	Álex González	331	Miguel Cabrera
672	Álex González	363	Derrek Lee	2980	Giancarlo Stanton	317	Jeff Conine
629	Luis Castillo		Dan Uggla	2927	Dan Uggla	306	Derrek Lee
603	Preston Wilson	354	Mike Lowell	2830	Derrek Lee	287	Álex González
592	Miguel Cabrera	322	Miguel Cabrera	2694	Miguel Cabrera	286	Cliff Floyd
528	Mike Lowell	268	Cliff Floyd	2310	Juan Pierre	227	Gary Sheffield

MULTI-HIT GAMES		STOLEN BASES		GRAND SLAMS		SAC FLIES	
350	Luis Castillo	281	Luis Castillo	6	Jeff Conine	55	Mike Lowell
311	Hanley Ramirez	230	Hanley Ramirez	5	Hanley Ramirez	44	Jeff Conine
278	Jeff Conine	190	Juan Pierre		Giancarlo Stanton	31	Dan Uggla
244	Miguel Cabrera	115	Chuck Carr	4	Derrek Lee	26	Miguel Cabrera
241	Mike Lowell	103	Emilio Bonifacio		Mike Lowell	22	Álex González
216	Dan Uggla	90	Cliff Floyd	3	Six players tied		Hanley Ramirez
202	Giancarlo Stanton	89	Edgar Renteria			21	Cliff Floyd
198	Juan Pierre	88	Dee Gordon				Derrek Lee
192	Cliff Floyd	87	Preston Wilson				Gary Sheffield
191	Álex González	74	Gary Sheffield			19	Jorge Cantá

SAC HITS		PINCH HITS		PINCH-HIT AT-BATS		PINCH-HIT RBI	
65	Luis Castillo	56	Wes Helms	212	Wes Helms	38	Wes Helms
55	Ricky Nolasco	44	Alex Arias	144	Alex Arias	23	Greg Dobbs
46	Juan Pierre	35	Lenny Harris	129	Greg Dobbs		Lenny Harris
33	A.J. Burnett	32	Greg Dobbs	124	Lenny Harris	22	Alex Arias
32	Josh Johnson	24	Ichiro Suzuki	104	John Cangelosi	15	Ross Gload
30	Edgar Renteria	22	John Cangelosi	99	Ichiro Suzuki		Kevin Millar
29	Anibal Sánchez	21	Ross Gload	87	Kevin Millar	12	Reed Johnson
29	Dontrelle Willis	19	Alfredo Amézcaga	82	Alfredo Amézcaga	10	Seven players tied
26	Ryan Dempster	18	Joe Borchard		Donovan Solano		
	Tom Koehler	17	Three players tied	78	Joe Borchard		

* - Minimum 1,000 PA



MARLINS CAREER PITCHING LEADERS

WINS		EARNED RUN AVERAGE*		WINNING PERCENTAGE*		COMPLETE GAMES	
81	Ricky Nolasco	2.30	Kevin Brown	.691	José Fernández	15	Dontrelle Willis
68	Dontrelle Willis	2.58	José Fernández	.635	Kevin Brown	14	A.J. Burnett
56	Josh Johnson	3.15	Josh Johnson	.602	Josh Johnson	11	Kevin Brown
50	Brad Penny	3.23	Henderson Álvarez	.589	Carl Pavano		Liván Hernández
49	A.J. Burnett	3.41	Robb Nen	.557	Dontrelle Willis	9	Ricky Nolasco
44	Anibal Sánchez	3.46	Josh Beckett	.556	Robb Nen	7	Ryan Dempster
42	Ryan Dempster	3.59	Alex Fernández	.547	Josh Beckett		Pat Rapp
41	Josh Beckett	3.59	Mike Dunn	.543	Braden Looper	6	Alex Fernández
38	José Fernández	3.64	Carl Pavano	.538	Alex Fernández		Anibal Sánchez
37	Pat Rapp	3.69	Braden Looper		Brad Penny	5	Two players tied

STRIKEOUTS		SAVES		SHUTOUTS		INNINGS PITCHED	
1001	Ricky Nolasco	108	Robb Nen	8	A.J. Burnett	1225.2	Ricky Nolasco
832	Josh Johnson	102	Antonio Alfonseca		Dontrelle Willis	1022.2	Dontrelle Willis
757	Dontrelle Willis	94	Steve Cishek	5	Kevin Brown	916.2	Josh Johnson
753	A.J. Burnett	92	Juan Carlos Oviedo	4	Henderson Álvarez	853.2	A.J. Burnett
676	Anibal Sánchez	72	A.J. Ramos		Ricky Nolasco	807.2	Brad Penny
628	Ryan Dempster	61	Kevin Gregg		Pat Rapp	794.1	Anibal Sánchez
607	Josh Beckett	51	Bryan Harvey		Anibal Sánchez	759.2	Ryan Dempster
589	José Fernández	47	Armando Benítez	3	Chris Hammond	711.2	Tom Koehler
583	Brad Penny	46	Braden Looper	2	Seven players tied	665.2	Pat Rapp
542	Tom Koehler	40	Todd Jones			609.0	Josh Beckett

GAMES		GAMES STARTED		GAMES FINISHED		QUALITY STARTS	
405	Mike Dunn	197	Ricky Nolasco	215	Robb Nen	110	Ricky Nolasco
368	Braden Looper	162	Dontrelle Willis	193	Antonio Alfonseca	99	Josh Johnson
307	Antonio Alfonseca	144	Josh Johnson	191	Steve Cishek	95	Dontrelle Willis
285	A.J. Ramos	134	Brad Penny	170	Braden Looper	80	A.J. Burnett
284	Steve Cishek	132	Anibal Sánchez	142	Juan Carlos Oviedo	75	Anibal Sánchez
271	Vic Darensbourg	131	A.J. Burnett	137	A.J. Ramos	68	Brad Penny
269	Robb Nen	121	Ryan Dempster	116	Kevin Gregg	64	Ryan Dempster
244	Renyel Pinto	120	Tom Koehler	70	Matt Lindstrom	62	Tom Koehler
235	Armando Almanza	115	Pat Rapp	66	Armando Benítez	60	Josh Beckett
213	Ricky Nolasco	103	Josh Beckett		Jay Powell	58	Pat Rapp

HOLDS		LOSSES		RUNS ALLOWED		EARNED RUNS ALLOWED	
104	Mike Dunn	72	Ricky Nolasco	650	Ricky Nolasco	604	Ricky Nolasco
58	Braden Looper	54	Dontrelle Willis	476	Dontrelle Willis	430	Dontrelle Willis
53	Renyel Pinto	50	A.J. Burnett	415	Ryan Dempster	392	Ryan Dempster
48	Taylor Tankersley	48	Tom Koehler	404	Brad Penny	370	Brad Penny
46	Armando Almanza	45	Anibal Sánchez	395	A.J. Burnett	354	A.J. Burnett
41	Matt Lindstrom	43	Ryan Dempster	363	Anibal Sánchez	331	Anibal Sánchez
	Yorkis Perez		Brad Penny	353	Tom Koehler	329	Tom Koehler
40	Vic Darensbourg		Pat Rapp	347	Scott Olsen	321	Josh Johnson
39	A.J. Ramos	39	Chris Volstad	346	Josh Johnson	309	Pat Rapp
37	Bryan Morris	37	Two players tied	342	Pat Rapp	298	Two players tied

HITS ALLOWED		HOME RUNS ALLOWED		OPP BATTING AVERAGE*		BASES ON BALLS	
1302	Ricky Nolasco	147	Ricky Nolasco	.209	José Fernández	395	Ryan Dempster
1046	Dontrelle Willis	94	Dontrelle Willis	.230	A.J. Burnett	377	A.J. Burnett
822	Josh Johnson	90	Ryan Dempster	.231	Kevin Brown	344	Dontrelle Willis
804	Brad Penny	87	Scott Olsen	.232	Al Leiter	326	Pat Rapp
772	Ryan Dempster	80	Brad Penny	.234	Josh Beckett	308	Josh Johnson
769	Anibal Sánchez	78	Tom Koehler	.236	Mike Dunn	305	Anibal Sánchez
719	A.J. Burnett	73	Jesús Sánchez	.238	Robb Nen	287	Tom Koehler
696	Pat Rapp	72	Chris Volstad	.242	Josh Johnson	285	Ricky Nolasco
688	Tom Koehler	71	Anibal Sánchez	.250	Alex Fernández	272	Brad Penny
619	Chris Volstad	66	A.J. Burnett	.254	Anibal Sánchez	270	Al Leiter

STRIKEOUT/WALK RATIO*		BASERUNNERS PER 9.0 IP*		HIT BATSMEN		WILD PITCHES	
4.21	José Fernández	9.74	José Fernández	52	Dontrelle Willis	44	A.J. Burnett
3.68	Kevin Brown	10.34	Kevin Brown	37	Ryan Dempster	36	Pat Rapp
3.51	Ricky Nolasco	11.31	Josh Johnson	36	Ricky Nolasco	34	Ricky Nolasco
2.79	Carl Pavano	11.33	Alex Fernández	31	A.J. Burnett	29	Josh Johnson
2.72	Josh Beckett	11.36	Josh Beckett	30	Kevin Brown	26	Dontrelle Willis
2.71	Robb Nen	11.48	Henderson Álvarez	29	Al Leiter	23	Anibal Sánchez
2.70	Josh Johnson	11.60	Carl Pavano	27	Anibal Sánchez	22	Josh Beckett
2.64	Henderson Álvarez	11.61	Robb Nen	23	Tom Koehler		Ryan Dempster
2.40	Nathan Eovaldi	11.88	A.J. Burnett	22	Josh Johnson		Tom Koehler
2.39	Alex Fernández	11.92	Ricky Nolasco		Pat Rapp		Scott Olsen

* - Pitched as Leo Núñez from 2009-11 ** - Minimum 300.0 IP

FRONT OFFICE | FIELDING | PITCHING | 2010 IN REVIEW | CLUB HISTORY | POSTSEASON HISTORY | PLAYER DEVELOPMENT | COACHING STAFF | ANNUAL INFORMATION



MARLINS SINGLE-SEASON BATTING LEADERS

GAMES	BATTING AVERAGE*	RUNS	HITS
162	Jeff Conine 1993 .342	Hanley Ramirez 2009 125	Hanley Ramirez 2007 221
	Derrek Lee 2002 .339	Miguel Cabrera 2006 123	Hanley Ramirez 2008 212
	Juan Pierre 2003 .334	Luis Castillo 2000 119	Hanley Ramirez 2001 205
	Juan Pierre 2004 .333	Dee Gordon 2015 118	Hanley Ramirez 2006 204
	Juan Pierre 2005 .332	Hanley Ramirez 2007 118	Gary Sheffield 1996 198
161	Gary Sheffield 1996 .326	Juan Pierre 2004 113	Dan Uggla 2007 197
	Preston Wilson 2000 .323	Miguel Cabrera 2005 112	Miguel Cabrera 2006 195
160	Four times .321	Chris Coghlan 2009 106	Miguel Cabrera 2005 188
		Miguel Cabrera 2007 105	Dan Uggla 2006 187
		Jeff Conine 1994 101	Three times 185
			Two times

SINGLES	DOUBLES	TRIPLES	HOME RUNS
184	Juan Pierre 2004 50	Miguel Cabrera 2006 13	Juan Pierre 2005 42
169	Dee Gordon 2015 49	Dan Uggla 2007 12	Juan Pierre 2004 37
168	Juan Pierre 2003 48	Hanley Ramirez 2007 12	Jose Reyes 2012
160	Luis Castillo 2002 46	Hanley Ramirez 2006 11	Hanley Ramirez 2006 34
158	Luis Castillo 2000 45	Cliff Floyd 1998 10	Luis Castillo 2001
156	Luis Castillo 2003 44	Cliff Floyd 2001	Adelny Hecavarria 2014 33
147	Juan Pierre 2005 43	Mike Lowell 2002 9	Mark Kotsay 1999
143	Edgar Renteria 1997 42	Mike Lowell 2004	Alfredo Amézaga 2007
	Luis Castillo 2004 43	Miguel Cabrera 2005 8	Four times
	Casey McGehee 2014 42	Two times	
			Gary Sheffield 1996
			Giancarlo Stanton 2012
			Giancarlo Stanton 2014
			Miguel Cabrera 2007
			Giancarlo Stanton 2011
			Miguel Cabrera 2004
			Miguel Cabrera 2005
			Carlos Delgado 2005
			Hanley Ramirez 2008
			Dan Uggla 2010

RUNS BATTED IN	TOTAL BASES	ON-BASE PERCENTAGE*	SLUGGING PERCENTAGE*
121	Preston Wilson 2000 359	Hanley Ramirez 2007 .465	Gary Sheffield 1996 .624
120	Gary Sheffield 1996 344	Miguel Cabrera 2005 .430	Miguel Cabrera 2006 .584
119	Miguel Cabrera 2007 332	Miguel Cabrera 2007 .424	Gary Sheffield 1997 .582
116	Miguel Cabrera 2005 327	Miguel Cabrera 2006 .418	Luis Castillo 2000 .578
115	Moises Alou 1997 324	Gary Sheffield 1996 .410	Hanley Ramirez 2009 .568
	Carlos Delgado 2005 321	Cliff Floyd 2001 .401	Miguel Cabrera 2007 .565
114	Miguel Cabrera 2006 318	Hanley Ramirez 2008 .400	Hanley Ramirez 2008 .562
112	Miguel Cabrera 2004 313	Hanley Ramirez 2009 .399	Carlos Delgado 2005 .561
106	Hanley Ramirez 2009 309	Miguel Cabrera 2004 .395	Giancarlo Stanton 2014 .555
105	Four times 304	Hanley Ramirez 2006 .392	Jerry Browne 1994 .543
			Hanley Ramirez 2009

STRIKEOUTS	BASES ON BALLS	AT-BATS	EXTRA-BASE HITS
187	Preston Wilson 2000 142	Gary Sheffield 1996 678	Juan Pierre 2004 83
171	Dan Uggla 2008 121	Gary Sheffield 1997 668	Juan Pierre 2003
170	Giancarlo Stanton 2014 98	Derrek Lee 2002 656	Juan Pierre 2005 79
167	Dan Uggla 2007 94	Giancarlo Stanton 2014 642	Jose Reyes 2012 78
166	Giancarlo Stanton 2011 92	Hanley Ramirez 2008 639	Hanley Ramirez 2007
164	Derrek Lee 2002 88	Dan Uggla 2009 633	Hanley Ramirez 2006 77
	Marcell Ozuna 2014 88	Derrek Lee 2003 632	Dan Uggla 2007 76
156	Preston Wilson 1999 86	Miguel Cabrera 2006 628	Jorge Cantu 2008 74
150	Dan Uggla 2009 80	Quilvio Veras 1995 617	Edgar Renteria 1997
149	Dan Uggla 2010 79	Two times 616	Casey McGehee 2014 72
			Mike Lowell 2004

MULTI-HIT GAMES	STOLEN BASES	GRAND SLAMS	SACRIFICE FLIES
70	Juan Pierre 2004 65	Juan Pierre 2003 3	Bobby Bonilla 1997 12
63	Miguel Cabrera 2006 62	Luis Castillo 2000	Jeff Conine 2004 11
62	Hanley Ramirez 2007 58	Chuck Carr 1993	Hanley Ramirez 2009
60	Juan Pierre 2003 57	Dee Gordon 2015 2015	Cody Ross 2009
59	Dee Gordon 2015 57	Juan Pierre 2005 2	15 Times
57	Miguel Cabrera 2005 56	Quilvio Veras 1995	9
56	Miguel Cabrera 2007 51	Hanley Ramirez 2006	Devon White 1999
	Hanley Ramirez 2009	Hanley Ramirez 2007	Mark Kotsay 1999
55	Luis Castillo 2000 50	Luis Castillo 1999	Cliff Floyd 2000
	Hanley Ramirez 2006 48	Luis Castillo 2002	Mike Lowell 2005
			8
			Seven times

SACRIFICE HITS	PINCH HITS	PINCH-HIT AT-BATS	PINCH-HIT RBI
19	Edgar Renteria 1997 21	Ross Gload 2009 67	Reed Johnson 2014 15
18	Luis Castillo 2005 19	Lenny Harris 2005 66	Ross Gload 2009 13
17	Omar Infante 2011 17	Wes Helms 2009 65	Tim Raines 2002 12
16	Ryan Dempster 2001 16	Reed Johnson 2014 61	Lenny Harris 2005
15	Luis Castillo 2003 15	Ichiro Suzuki 2016 59	John Cangelosi 1998 10
	Juan Pierre 2003 14	John Cangelosi 1998 57	Ichiro Suzuki 2016
	Juan Pierre 2004	Tim Raines 2002 56	Greg Briley 1993
12	Tom Koehler 2015 13	Wes Helms 2006	Joe Orsulak 1996
11	Three times	Wes Helms 2008 55	Lenny Harris 2004
		Austin Kearns 2012 51	Todd Linden 2007
			Five times



FRONT OFFICE | FIELD | PLAYERS | MEDIA | HISTORY | CLUB HISTORY | POSTSEASON HISTORY | PLAYER DEVELOPMENT | TEAM INFORMATION

MARLINS SINGLE-SEASON PITCHING LEADERS

WINS		EARNED RUN AVERAGE*			COMPLETE GAMES		WINNING PERCENTAGE*				
22	Dontrelle Willis	2005	1.89	Kevin Brown	1996	9	Liván Hernández	1998	.750	Josh Johnson	2009
18	Carl Pavano	2004	2.19	José Fernández	2013	7	A.J. Burnett	2002	.700	Dontrelle Willis	2003
17	Kevin Brown	1996	2.30	Josh Johnson	2010		Dontrelle Willis	2005	.692	Carl Pavano	2004
	Alex Fernández	1997	2.63	Dontrelle Willis	2005	6	Kevin Brown	1997	.688	Dontrelle Willis	2005
16	Al Leiter	1996	2.65	Henderson Álvarez	2014	5	Kevin Brown	1996	.667	Pat Rapp	1995
	Kevin Brown	1997	2.69	Kevin Brown	1997		Alex Fernández	1997		Kevin Brown	1997
	José Fernández		2.86	José Fernández	2016	4	John Burkett	1995		José Fernández	2013
15	Four Times		2.93	Al Leiter	1996		A.J. Burnett	2005		José Fernández	2016
			3.00	Carl Pavano	2004		Dontrelle Willis	2006	.652	Josh Beckett	2005
			3.23	Josh Johnson	2009	3	Eight times			Ricky Nolasco	2008

STRIKEOUTS		SAVES		SAVE PERCENTAGE		SHUTOUTS					
253	José Fernández	2016	47	Armando Benítez	2004	100.0	Robb Nen	1994	5	A.J. Burnett	2002
209	Ryan Dempster	2000	45	Bryan Harvey	1993	94.4	Steve Cishek	2013		Dontrelle Willis	2005
205	Kevin Brown	1997		Antonio Alfonseca	2000	93.0	A.J. Ramos	2016	3	Kevin Brown	1996
203	A.J. Burnett	2002	40	Todd Jones	2005	92.2	Armando Benítez	2004		Henderson Álvarez	2014
202	Anibal Sánchez	2011		A.J. Ramos	2016	91.8	Bryan Harvey	1993	2	10 times	
200	Al Leiter	1996	39	Steve Cishek	2014	91.8	Antonio Alfonseca	2000			
198	A.J. Burnett	2005	36	Joe Borowski	2006	90.7	Steve Cishek	2014			
195	Ricky Nolasco	2009		Juan Carlos Oviedo†	2011	88.9	Todd Jones	2005			
191	Josh Johnson	2009	35	Robb Nen	1996		Kevin Gregg	2007			
187	José Fernández	2013		Robb Nen	1997	85.7	Juan Carlos Oviedo†	2011			

INNINGS PITCHED		GAMES		GAMES STARTED		QUALITY STARTS					
237.1	Kevin Brown	1997	77	Braden Looper	2002	35	Dontrelle Willis	2007	27	Kevin Brown	1997
236.1	Dontrelle Willis	2005	77	Vladimir Núñez	2002	34	Charlie Hough	1993	25	Kevin Brown	1996
234.1	Liván Hernández	1998	75	Robb Nen	1996		Ryan Dempster	2001		Dontrelle Willis	2005
233.0	Kevin Brown	1996		Juan Carlos Oviedo†	2009		Dontrelle Willis	2005	24	Al Leiter	1996
226.1	Ryan Dempster	2000		Mike Dunn	2013		Dontrelle Willis	2006	23	Carl Pavano	2004
223.1	Dontrelle Willis	2006		Mike Dunn	2014	33	11 Times			A.J. Burnett	2005
222.1	Carl Pavano	2004		Kyle Barraclough	2016					Ricky Nolasco	2008
220.2	Alex Fernández	1997	74	Jay Powell	1997					Josh Johnson	2009
215.1	Al Leiter	1996		Braden Looper	2003					Josh Johnson	2010
212.1	Ricky Nolasco	2008		Kevin Gregg	2007				22	Two Times	

HOLDS		LOSSES		RUNS ALLOWED		HITS ALLOWED					
29	Kyle Barraclough	2016	17	Jack Armstrong	1993	134	Scott Olsen	2007	265	Liván Hernández	1998
25	David Phelps	2016	16	Charlie Hough	1993	133	Liván Hernández	1998	244	Ricky Nolasco	2011
24	Jay Powell	1997		Pat Rapp	1996	131	Dontrelle Willis	2007	241	Dontrelle Willis	2007
23	Mike Dunn	2015		Dennis Springer	1999	123	Ryan Dempster	2001	234	Dontrelle Willis	2006
22	Taylor Tankersley	2006	15	Brian Meadows	1999	121	Dennis Springer	1999	231	Dennis Springer	1999
	Clay Henley	2010		Scott Olsen	2007	118	Jesús Sánchez	2000	226	Scott Olsen	2007
	Mike Dunn	2014		Dontrelle Willis	2007	117	Brian Meadows	1999	223	Nathan Eovaldi	2014
21	A.J. Ramos	2014	14	Four times			Ricky Nolasco	2011	222	Brian Meadows	1998
20	Dan Meyer	2009				111	Ricky Nolasco	2009	218	Ryan Dempster	2001
19	Two times					109	Charlie Hough	1993	214	Three times	

HOME RUNS ALLOWED		BASES ON BALLS		OPP. BATTING AVERAGE*		STRIKEOUTS PER 9.0 IP*					
37	Liván Hernández	1998	119	Al Leiter	1996	.182	José Fernández	2013	12.49	José Fernández	2016
32	Jesús Sánchez	2000	112	Ryan Dempster	2001	.202	Al Leiter	1996	9.75	José Fernández	2013
31	Brian Meadows	1999	104	Liván Hernández	1998	.209	A.J. Burnett	2002	9.49	Ricky Nolasco	2009
30	Ryan Dempster	2000	97	Ryan Dempster	2000	.220	Kevin Brown	1996	9.26	Anibal Sánchez	2011
	Scott Olsen	2008	93	Ryan Dempster	1999	.224	José Fernández	1997	9.11	Josh Johnson	2010
29	Jack Armstrong	1993	91	Pat Rapp	1996	.229	Josh Johnson	2010	8.94	A.J. Burnett	2002
	Scott Olsen	2007		Al Leiter	1997	.231	A.J. Burnett	2001	8.53	A.J. Burnett	2005
	Dontrelle Willis	2007		Jesús Sánchez	1998	.234	Josh Beckett	2005	8.36	Josh Beckett	2005
	Chris Volstad	2009	90	A.J. Burnett	2002	.237	Josh Johnson	2009		Al Leiter	1996
28	Ricky Nolasco	2008	87	Two times			A.J. Burnett	2005	8.31	Ryan Dempster	2000

WALKS PER 9.0 IP*		STRIKEOUT/WALK RATIO*		HIT BATSMEN		WILD PITCHES					
1.27	Kevin Brown	1996	4.82	Kevin Brown	1996	19	Dontrelle Willis	2006	15	Matt Clement	2001
1.59	Henderson Álvarez	2014	4.60	José Fernández	2016	16	Kevin Brown	1996	14	A.J. Burnett	2002
1.78	Mark Buehrle	2012	4.43	Ricky Nolasco	2009	15	Matt Clement	2001	13	Pat Rapp	1996
	Ricky Nolasco	2008		Ricky Nolasco	2008		Julían Tavárez	2002	12	A.J. Burnett	2005
1.92	Ricky Nolasco	2011	3.88	Josh Johnson	2010	14	Kevin Brown	1997	11	Charlie Hough	1993
1.94	Nathan Eovaldi	2014	3.36	Ricky Nolasco	2011		Byang-Hyun Kim	2007		Jacob Turner	2013
1.98	Carl Pavano	2004		Henderson Álvarez	2014		Dontrelle Willis	2007	10	Five Times	
2.09	Dontrelle Willis	2005	3.30	Nathan Eovaldi	2014	12	Al Leiter	1997			
2.14	Ricky Nolasco	2009	3.29	Josh Johnson	2009	11	Three times				
2.19	Carl Pavano	2003	3.24	Javier Vázquez	2011						

* - Pitched as Leo Núñez from 2009-11 * - Minimum 162.0 IP



FRONT OFFICE | FIELD STAFF | MANAGER | 2016 IN REVIEW | CLUB HISTORY | POSTSEASON HISTORY | MARLIN OLYMPIANS | 2017 OFFICIALS | ANNUAL INFORMATION

YEAR-BY-YEAR/POSITIONAL LEADERS

BATTING

YEAR	BATTING AVERAGE	HOME RUNS	RUNS BATTED IN	STOLEN BASES
1993	J. Conine, .292	O. Destrade, 20	O. Destrade, 87	C. Carr, 58
1994	J. Conine, .319	G. Sheffield, 27	J. Conine, 82	C. Carr, 52
1995	J. Conine, .302	J. Conine, 25	J. Conine, 105	Q. Veras, 36
1996	G. Sheffield, .314	G. Sheffield, 42	G. Sheffield, 120	D. White, 22
1997	B. Bonilla, .297	M. Alou, 23	M. Alou, 115	E. Rentería, 32
1998	E. Rentería, .282	C. Floyd, 22	C. Floyd, 90	E. Rentería, 41
1999	L. Castillo, .302	P. Wilson, 26	P. Wilson, 71	L. Castillo, 50
2000	L. Castillo, .334	P. Wilson, 31	P. Wilson, 121	L. Castillo, 62
2001	C. Floyd, .317	C. Floyd, 31	C. Floyd, 103	L. Castillo, 33
2002	L. Castillo, .305	D. Lee, 27	M. Lowell, 92	L. Castillo, 48
2003	L. Castillo, .314	M. Lowell, 32	M. Lowell, 105	J. Pierre, 65
2004	J. Pierre, .326	M. Cabrera, 33	M. Cabrera, 112	J. Pierre, 45
2005	M. Cabrera, .323	M. Cabrera/C. Delgado, 33	M. Cabrera, 116	J. Pierre, 57
2006	M. Cabrera, .339	D. Uggla, 27	M. Cabrera, 114	H. Ramírez, 51
2007	H. Ramírez, .332	M. Cabrera, 34	M. Cabrera, 119	H. Ramírez, 51
2008	H. Ramírez, .301	H. Ramírez, 33	J. Cantú, 95	H. Ramírez, 35
2009	H. Ramírez, .342	D. Uggla, 31	H. Ramírez, 106	H. Ramírez, 27
2010	H. Ramírez, .300	D. Uggla, 33	D. Uggla, 105	H. Ramírez, 32
2011	E. Bonifacio, .296	G. Stanton, 34	G. Stanton, 87	E. Bonifacio, 40
2012	J. Reyes, .287	G. Stanton, 37	G. Stanton, 86	J. Reyes, 40
2013	C. Yelich, .288	G. Stanton, 24	G. Stanton, 62	J. Pierre, 23
2014	G. Stanton, .288	G. Stanton, 37	G. Stanton, 105	C. Yelich, 21
2015	D. Gordon, .333	G. Stanton, 27	J. Bour, 73	D. Gordon, 58
2016	M. Prado, .305	G. Stanton, 27	C. Yelich, 98	D. Gordon, 30

PITCHING

YEAR	WINS	ERA	INNINGS PITCHED	STRIKEOUTS
1993	C. Hammond, 11	C. Hough, 4.27	C. Hough, 204.1	C. Hough, 126
1994	D. Weathers, 8	P. Rapp, 3.85	D. Weather, 135.0	P. Rapp, 75
1995	J. Burkett/P. Rapp, 14	P. Rapp, 3.44	J. Burkett, 188.1	J. Burkett/C. Hammond, 126
1996	K. Brown, 17	K. Brown, 1.89	K. Brown, 233.0	A. Leiter, 200
1997	A. Fernández, 17	K. Brown, 2.69	K. Brown, 237.1	K. Brown, 205
1998	B. Meadows, 11	J. Sánchez, 4.47	L. Hernández, 234.1	L. Hernández, 162
1999	B. Meadows, 11	D. Springer, 4.86	D. Springer, 196.1	R. Dempster, 126
2000	R. Dempster, 14	R. Dempster, 3.66	R. Dempster, 226.1	R. Dempster, 209
2001	R. Dempster, 15	B. Penny, 3.69	R. Dempster, 211.1	R. Dempster, 171
2002	A. Burnett, 12	A. Burnett, 3.30	A. Burnett, 204.1	A. Burnett, 203
2003	Penny/Redman/Willis, 14	M. Redman, 3.59	C. Pavano, 201.0	J. Beckett, 152
2004	C. Pavano, 18	C. Pavano, 3.00	C. Pavano, 222.1	J. Beckett, 152
2005	D. Willis, 22	D. Willis, 2.63	D. Willis, 236.1	A. Burnett, 198
2006	Johnson/Olsen/Willis, 12	D. Willis, 3.84	D. Willis, 223.1	S. Olsen, 166
2007	Olsen/Willis, 10	D. Willis, 5.17	D. Willis, 205.1	D. Willis, 146
2008	R. Nolasco, 15	R. Nolasco, 3.52	R. Nolasco, 212.1	R. Nolasco, 186
2009	J. Johnson, 15	J. Johnson, 3.23	J. Johnson, 209.0	R. Nolasco, 195
2010	R. Nolasco, 14	J. Johnson, 2.30	A. Sánchez, 195.0	J. Johnson, 186
2011	J. Vázquez, 13	A. Sánchez, 3.67	R. Nolasco, 206.0	A. Sánchez, 202
2012	M. Buehrle, 13	M. Buehrle, 3.74	M. Buehrle, 202.1	J. Johnson, 165
2013	J. Fernández, 12	J. Fernández, 2.19	J. Fernández, 172.2	J. Fernández, 187
2014	H. Álvarez, 12	H. Álvarez, 2.65	N. Eovaldi, 199.2	T. Koehler, 153
2015	T. Koehler, 11	T. Koehler, 4.08	T. Koehler, 187.1	T. Koehler, 137
2016	J. Fernández, 16	J. Fernández, 2.86	J. Fernández, 182.1	J. Fernández, 253



MARLINS LEADERS BY POSITION

CAREER GAMES

SP	Ricky Nolasco	197
RP	Mike Dunn	384
C	Charles Johnson	582
1B	Derrek Lee	818
2B	Luis Castillo	1114
3B	Mike Lowell	939
SS	Álex González	880
OF	Giancarlo Stanton	793
OF	Jeff Conine	651
OF	Cliff Floyd	570

HITS

P	Dontrelle Willis	23	2005
C	Iván Rodríguez	150	2003
1B	Derrek Lee (2x)	157	'01/'02
2B	Dee Gordon	205	2015
3B	Miguel Cabrera	193	2006
SS	Hanley Ramirez	209	2007
OF	Juan Pierre	221	2004
OF	Juan Pierre	204	2003
OF	Juan Pierre	179	2005

DOUBLES

P	Alex Fernández	6	1997
C	Iván Rodríguez	35	2003
1B	Carlos Delgado	41	2005
2B	Dan Uggla	48	2007
3B	Miguel Cabrera	49	2006
SS	Hanley Ramirez	47	2007
OF	Cliff Floyd	44	2001
OF	Cliff Floyd	44	1998
OF	Miguel Cabrera	38	2005

TRIPLES

P	Dontrelle Willis	3	2007
C	J.T. Realmuto	7	2015
1B	Derrek Lee	7	2002
2B	Luis Castillo	10	2009
3B	Emilio Bonifacio	4	2009
SS	José Reyes	12	2012
OF	Juan Pierre	13	2005
OF	Juan Pierre	12	2004
OF	Mark Kotsay	8	1999

HOME RUNS

P	Josh Johnson	3	2009
	Dontrelle Willis	3	2006
	Alex Fernández	3	1999
C	Charles Johnson	19	1997
1B	Carlos Delgado	32	2005
2B	Dan Uggla	33	2010
3B	Miguel Cabrera	32	2007
SS	Hanley Ramirez	33	2008
OF	Gary Sheffield	42	1996
OF	Giancarlo Stanton	37	2014
OF	Giancarlo Stanton	37	2012

RUNS BATTED IN

P	Dontrelle Willis	11	2005
C	Iván Rodríguez	82	2003
1B	Carlos Delgado	108	2005
2B	Dan Uggla	105	2010
3B	Miguel Cabrera (2x)	114	'06/'07
SS	Hanley Ramirez	105	2009
OF	Preston Wilson	121	2000
OF	Gary Sheffield	120	1996
OF	Moises Alou	114	1997

MARLINS BEST RECORDS

AT HOME

WINS	YEAR	PERCENTAGE	YEAR
53	2003	.654 (53-28)	2003
52	1997	.642 (52-29)	1996
	1996	.642 (52-29)	1997
46	2002	.575 (46-34)	2001
	2001	.568 (46-35)	2002

ON ROAD

WINS	YEAR	PERCENTAGE	YEAR
44	2009	.543 (44-37)	2009
41	2011	.500 (41-41)	2004
	2004	.494 (40-41)	1997
40	1997	.488 (41-43)	2011
39	2016/'10/'08	.488 (39-41)	2008

VS. NL EAST

WINS	YEAR	PERCENTAGE	YEAR
48	2003	.632 (48-28)	2003
43	2004	.583 (42-30)	2009
42	2009	.566 (43-33)	2004
40	2008	.563 (40-31)	2008
37	2010	.560 (28-22)	2000

VS. NL CENTRAL

WINS	YEAR	PERCENTAGE	YEAR
34	1997	.618 (34-21)	1997
33	1996	.618 (21-13)	2016
27	1995	.564 (22-17)	2006
26	2000	.550 (33-27)	1996
22	2006	.531 (26-23)	2000

VS. NL WEST

WINS	YEAR	PERCENTAGE	YEAR
34	1993	.633 (19-11)	1994
22	1996	.625 (20-12)	2016
21	1997	.581 (18-13)	2005
20	2016/'08	.563 (18-14)	2004
19	2012/1999/'94	.559 (19-15)	2012

VS. AMERICAN LEAGUE

WINS	YEAR	PERCENTAGE	YEAR
13	2014	.800 (12-3)	1997
12	2001	.667 (12-6)	2001
	1997	.667 (10-5)	2005
11	1999	.650 (13-7)	2014
10	2009/'05/'02	.611 (11-7)	1999

VS. LEFTHANDERS

WINS	YEAR	PERCENTAGE	YEAR
34	2010	.711 (27-11)	2003
27	2003	.694 (34-15)	2010
25	2004	.647 (22-12)	1996
24	2012	.632 (24-14)	2016
	1996	.568 (21-16)	2005

VS. RIGHTHANDERS

WINS	YEAR	PERCENTAGE	YEAR
74	1997	.574 (74-55)	1997
64	2003	.541 (40-34)	1994
62	2005	.521 (61-56)	2008
	2000	.516 (64-60)	2003
61	2008/'01	.509 (58-56)	2006

DURING DAY

WINS	YEAR	PERCENTAGE	YEAR
31	2004	.633 (31-18)	2004
26	1997	.581 (25-18)	2008
25	2008	.556 (25-20)	2000
	2000	.535 (23-20)	2001
24	2005	.533 (24-21)	2005

AT NIGHT

WINS	YEAR	PERCENTAGE	YEAR
72	2003	.611 (66-42)	1997
66	1997	.600 (72-48)	2003
65	2009	.551 (65-53)	2009
62	1996	.549 (62-51)	1996
59	2010/'08/'05	.513 (58-55)	2014

IN ONE-RUN GAMES

WINS	YEAR	PERCENTAGE	YEAR
35	2014	.639 (23-13)	1994
32	2000	.615 (32-20)	2000
	1997	.600 (30-20)	2009
31	1998	.593 (32-22)	1997
30	2009/'03	.566 (30-23)	2003

IN TWO-RUN GAMES

WINS	YEAR	PERCENTAGE	YEAR
19	1993	.684 (13-6)	2003
17	2000	.583 (14-10)	2005
16	2008	.576 (19-14)	1993
15	2004/1999/'97	.542 (13-11)	2001
		.536 (15-13)	1997



MARLINS BEST RECORDS

IN EXTRA-INNINGS

WINS	YEAR	PERCENTAGE	YEAR
12	2012	.833 (5-1)	1994
9	2014/'08/'00	.706 (12-5)	2012
	1997/'96	.667 (6-3)	2015
		.643 (9-5)	97/'00/'08

ON GRASS

WINS	YEAR	PERCENTAGE	YEAR
84	2009	.568 (75-57)	1997
83	2008	.566 (81-62)	2003
81	2003	.538 (84-72)	2009
80	2005	.525 (83-75)	2008
78	2006	.519 (68-63)	1996

ON TURF

WINS	YEAR	PERCENTAGE	YEAR
17	1997	1.000 (3-0)	2007/'05
16	2000	1.000 (2-0)	2016/'14
15	1995	.667 (4-2)	2010
13	2002	.583 (7-5)	2004
12	1999/'96	.571 (16-12)	2000

IN SHUTOUTS

WINS	YEAR	PERCENTAGE	YEAR
17	2010	.667 (16-8)	2014
16	2014	.654 (17-9)	2010
15	2005	.652 (15-8)	2005
14	2004	.636 (14-8)	2004
13	2003/'96	.550 (11-9)	2001

MARCH/APRIL

WINS	YEAR	PERCENTAGE	YEAR
16	2011	.652 (15-8)	2004
15	2008/'04/1997	.640 (16-9)	2011
14	2009/'05/'03	.636 (14-8)	2009/'05
		.600 (15-10)	1997
		.556 (15-12)	2008

MAY

WINS	YEAR	PERCENTAGE	YEAR
21	2012	.724 (21-8)	2012
16	2008	.593 (16-11)	2008/1997/'96
	1997	.536 (15-13)	FOUR TIMES
	1996	.517 (15-14)	2016/'10
15	SIX TIMES	.485 (14-15)	2007

JUNE

WINS	YEAR	PERCENTAGE	YEAR
18	2006	.720 (18-7)	2006
17	2009	.607 (17-11)	2009/1997
	1997	.600 (15-10)	2013
16	2003	.593 (16-11)	2003
	2001	.577 (15-11)	2002/'00

JULY

WINS	YEAR	PERCENTAGE	YEAR
17	2011/'03	.708 (17-7)	2003
16	2016/'10	.630 (17-10)	2011
15	2008	.615 (16-10)	2016/'10
14	FIVE TIMES	.583 (14-10)	2009
		.556 (15-12)	2008

AUGUST

WINS	YEAR	PERCENTAGE	YEAR
19	1997	.655 (19-10)	1997
17	2005	.615 (16-10)	2004
	1995	.571 (16-12)	2006
16	2006	.567 (17-13)	1995
	2004	.552 (16-13)	1996
	1996		

SEPTEMBER

WINS	YEAR	PERCENTAGE	YEAR
18	2003	.692 (18-8)	2003
17	2009	.625 (15-9)	2008
15	2008	.615 (16-10)	2015
	1996	.607 (17-11)	2009
16	2015	.577 (15-11)	1996

FIRST HALF

WINS	YEAR	PERCENTAGE	YEAR
50	2008	.581 (50-36)	1997
	1997	.534 (47-41)	2016
49	2003	.526 (50-45)	2008
47	2016	.516 (49-46)	2003
46	2009	.512 (44-42)	2005

SECOND HALF

WINS	YEAR	PERCENTAGE	YEAR
43	1995	.627 (42-25)	2003
42	2003	.569 (41-31)	2009
	1997	.566 (43-33)	1995
41	2009	.553 (42-34)	1997
40	2006/1996	.533 (40-35)	1996

SINGLE-SEASON CLUB BATTING

BATTING AVERAGE	.272	(2005)
RUNS SCORED	790	(2007)
HITS	1,504	(2007)
SINGLES	1,034	(1993)
DOUBLES	340	(2007)
TRIPLES	44	(1999, 2003)
HOME RUNS	208	(2008)
GRAND SLAMS	9	(1997)
RBI	749	(2007)
TOTAL BASES	2,523	(2007)
EXTRA-BASE HITS	579	(2007)
ON-BASE PERCENTAGE	.346	(1997)
SLUGGING PERCENTAGE	.448	(2007)
STOLEN BASES	177	(2002)
CAUGHT STEALING	74	(2003)
BASES ON BALLS	686	(1997)
STRIKEOUTS	1,419	(2014)
HIT BY PITCHES	82	(2007)
SACRIFICE HITS	89	(2011)
SACRIFICE FLIES	56	(1999)
PINCH HITS	67	(2009)
INFIELD HITS	191	(2000)
GROUNDED INTO DOUBLE PLAY	144	(2005)
LEFT ON BASE	1,248	(1997)

SINGLE-SEASON CLUB PITCHING

EARNED RUN AVERAGE	3.71	(2013)
WINS	92	(1997)
LOSSES	108	(1996)
WINNING PERCENTAGE	.568	(1997)
COMPLETE GAMES	14	(2005)
SHUTOUTS	17	(2010)
SAVES	55	(2016)
INNINGS PITCHED	1460.0	(2013)
RUNS ALLOWED	923	(1998)
EARNED RUNS ALLOWED	834	(1998)
HOME RUNS ALLOWED	182	(1998)
BASES ON BALLS	715	(1998)
STRIKEOUTS	1,379	(2016)
BATTING AVERAGE AGAINST	.250	(1997)
HIT BATSMEN	76	(2007)
WILD PITCHES	85	(1993)
BALKS	20	(1993)
QUALITY STARTS	96	(1996)
BLOWN SAVES	29	(2016)



TEAM RECORDS

CLUB BATTING - GAME

At-Bats	69 - June 8, 2013 at New York-NL (20 innings)
At-Bats, Nine Innings	50 - April 5, 2003 at Atlanta
Runs	20 - July 1, 2003 vs. Atlanta (FLA 20, ATL 1)
Runs, Shutout	17 - September 17, 1995 at Colorado (FLA 17, COL 0)
Runs, Inning	10 (2x) - last, August 12, 2015 vs. Boston (6 th Inning)
Runs, Extra-Inning	7 - June 10, 2002 at Kansas City (14 th Inning)
Hits	25 - July 1, 2003 vs. Atlanta
Hits, Inning	10 (4x) - last, August 12, 2015 vs. Boston (6 th Inning)
Fewest Hits	0 (3x) - last, September 28, 2014 at Washington (Jordan Zimmermann)
Consecutive Hits	9 - July 11, 2015 vs. Cincinnati (7 th Inning)
Consecutive Batters Reaching Safely	11 - May 15, 1998 at St. Louis (1 st Inning - 9 hits, 2 walks)
Doubles	8 (4x) - last, April 21, 2008 at Pittsburgh
Triples	4 - July 25, 1995 vs. San Francisco
Home Runs	6 - April 11, 2008 at Houston
Home Runs, Inning	4 - August 26, 1998 at St. Louis (9 th Inning)
Home Runs, Pinch-Hit	2 - June 22, 2006 at Baltimore
Grand Slams	2 - April 28, 1997 vs. San Diego
Extra-Base Hits	11 (3x) - last, April 21, 2008 vs. Pittsburgh
Total Bases	43 - July 1, 2003 vs. Atlanta
Bases on Balls	16 - April 27, 2003 vs. St. Louis (20 innings)
Bases on Balls, Nine Innings	13 - April 28, 1997 vs. San Diego
Sacrifice Flies	3 (5x) - last, June 4, 2004 at New York-NL
Strikeouts	21 - September 10, 2000 vs. Arizona (12 innings)
Strikeouts, Nine Innings	17 (3x) - last, April 10, 2014 at Washington
Fewest Strikeouts	0 (3x) - last, May 31, 2003 vs. Cincinnati
Stolen Bases	10 - May 18, 2000 vs. San Diego
Stolen Bases, Inning	4 (6x) - last, April 18, 2003 at New York-NL (4 th Inning)
Hit By Pitches	4 (3x) - last, May 5, 2013 at Philadelphia
Hit By Pitches, Inning	3 (3x) - last, September 28, 2007 at New York-NL (3 rd Inning)
Double Plays Hit Into	5 (4x) - last, July 1, 2015 vs. San Francisco
Runners Left on Base	23 - September 4, 2011 vs. Philadelphia (14 innings)
Runners Left on Base, Nine Innings	17 (2x) - last, September 7, 2005 at Washington

CLUB PITCHING - GAME

Hits Allowed	28 - June 27, 2003 at Boston
Hits Allowed, Inning	13 - June 27, 2003 at Boston (1 st Inning)
Runs Allowed	25 - June 27, 2003 at Boston (BOS 25, FLA 8)
Runs Allowed, Inning	14 - June 27, 2003 at Boston (1 st Inning)
Runs Allowed Before One Out	10 - June 27, 2003 at Boston (by Pavano and Tejera)
Home Runs Allowed	6 (2x) - last, July 4, 2008 at Colorado
Home Runs Allowed, Inning	3 (14x) - last, April 17, 2008 vs. Atlanta (5 th Inning)
Bases on Balls	17 - August 20, 1999 vs. Houston (16 innings)
Bases on Balls, Nine Innings	12 (2x) - last, September 19, 2010 vs. Chicago-NL
Bases on Balls, Inning	7 - October 5, 2001 at Atlanta (1 st Inning)
Bases on Balls, Intentional	4 (7x) - last, May 16, 2011 at New York-NL
Strikeouts	22 - July 6, 2005 vs. Milwaukee (12 innings)
Strikeouts, Nine Innings	17 - July 21, 2002 vs. Montreal
Hit Batsmen	4 (2x) - last, May 22, 1999 vs. Pittsburgh
Stolen Bases Allowed, Game	7 - May 20, 2015 vs. Arizona

INDIVIDUAL BATTING - GAME

At-Bats	9 (3x) - last, Juan Pierre and Juan Encarnación, April 27, 2003 vs. St. Louis
Runs	4 (25x) - last, Dee Gordon, April 10, 2015 vs. Tampa Bay
Hits	5 (17x) - last, Christian Yelich, October 3, 2015 at Philadelphia (Gm 1)
Consecutive Hits	8 (4x) - last, Christian Yelich, October 3, 2015 at Philadelphia (Gm 1 and Gm 2)
Doubles	3 (23x) - last, Marcell Ozuna, May 1, 2015 vs. Philadelphia
Triples	2 (6x) - last, Adeiny Hechavarria, August 24, 2014 at Colorado
Home Runs	3 (2x) - last, Cody Ross, September 11, 2006 vs. New York-NL
Home Runs, Inning	2 - Gary Sheffield, July 13, 1997 vs. Philadelphia (4 th Inning)
Extra-Base Hits	4 (3x) - last, Miguel Cabrera, April 29, 2005 at Philadelphia
Total Bases	13 (3x) - last, Cody Ross, September 11, 2006 vs. New York-NL
Runs Batted In	7 (4x) - last, Adeiny Hechavarria, May 5, 2013 at Philadelphia
Bases on Balls	5 - Ivan Rodriguez, April 8, 2003 vs. New York-NL
Bases on Balls (only extra innings)	4 (6x) - last, Derrek Lee, April 27, 2003 vs. St. Louis
Bases on Balls, Intentional	3 (4x) - last, Carlos Delgado, September 22, 2005 at New York-NL
Strikeouts	4 (84x) - last, Marcell Ozuna, June 27, 2015 vs. Los Angeles-NL
Stolen Bases	4 (3x) - last, Dee Gordon, August 25, 2015 vs. Pittsburgh
Double Plays Hit Into	3 (2x) - last, Kevin Millar, April 12, 2002 vs. Atlanta

INDIVIDUAL PITCHING - GAME

Innings Pitched	9.0 (123x) - last, Henderson Álvarez, June 3, 2014 vs. Tampa Bay
Innings Pitched, Relief	7.0 - Kevin Slowey, June 8, 2013 at New York-NL (20 innings)
Fewest Hits Allowed (CG)	0 (5x) - last, Henderson Álvarez, September 29, 2013 vs. Detroit
Hits Allowed	15 - Ricky Nolasco, May 29, 2011 at Los Angeles-NL
Runs Allowed	11 (2x) - last, Nathan Eovaldi, August 16, 2013 vs. San Francisco
Earned Runs Allowed	11 - Ricky Nolasco, August 17, 2011 at Colorado
Home Runs Allowed	5 - Darren Oliver, April 27, 2004 at Colorado
Bases on Balls Allowed	9 (2x) - last, A.J. Burnett, May 12, 2001 at San Diego

FRONT OFFICE | FIELD TIME | PLATE | 2016 REVIEW | CLUB HISTORY | POSTSEASON HISTORY | PLATE | 2016 REVIEW | CLUB HISTORY | POSTSEASON HISTORY | PLATE | 2016 REVIEW | CLUB HISTORY | POSTSEASON HISTORY

TEAM RECORDS

Bases on Balls, Inning.....	6 - Ryan Dempster, October 5, 2001 at Atlanta (1 st Inning)
Strikeouts.....	16 - Ricky Nolasco, September 30, 2009 at Atlanta
Strikeouts, Inning.....	4 (3x) - last, A.J. Burnett, July 5, 2002 vs. New York-NL (1 st Inning)
Strikeouts, Reliever.....	8 - Kevin Slowey, June 8, 2013 at New York-NL
Strikeouts, Consecutive.....	9 - Ricky Nolasco, September 30, 2009 at Atlanta
Hit Batsmen.....	3 (8x) - last, Chris Volstad, September 1, 2010 vs. Washington
Wild Pitches.....	3 (5x) - last, Andre Rienzo, August 3, 2015 vs. New York-NL

INDIVIDUAL BATTING - SEASON

Consecutive Games Hitting Streak.....	35 - Luis Castillo, May 8-June 21, 2002
Consecutive Games with Home Run.....	4 (8x) - last, Justin Bour, June 30-July 3, 2015
Consecutive Games with Run Batted In.....	10 - Hanley Ramirez, June 21-July 1, 2009
Consecutive Games, Run Scored.....	10 - Dan Uggla, August 25-September 5, 2007
Home Runs, Home.....	24 - Giancarlo Stanton, 2014
Home Runs, Road.....	23 - Gary Sheffield, 1996
Home Runs, Month.....	12 (3x) - last, Giancarlo Stanton, June 2015
Home Runs, April.....	11 - Gary Sheffield, 1996
Home Runs, May.....	12 (2x) - last, Giancarlo Stanton, 2012
Home Runs, June.....	12 - Giancarlo Stanton, 2015
Home Runs, July.....	8 (3x) - last, Giancarlo Stanton, 2011
Home Runs, August.....	10 - Giancarlo Stanton, 2012
Home Runs, September/October.....	10 - Gary Sheffield, 1995
Home Runs, Prior to All-Star Break.....	28 - Mike Lowell, 2003
Home Runs, vs. One Team.....	7 (7x) - last, Hanley Ramirez vs. Washington, 2008
Runs Batted In, Month.....	33 - Hanley Ramirez, June 2009
Runs Batted In, April.....	30 - Moises Alou, 1997
Runs Batted In, May.....	30 (2x) - last, Giancarlo Stanton, 2012
Runs Batted In, June.....	33 - Hanley Ramirez, 2009
Runs Batted In, July.....	26 (2x) - last, Logan Morrison, 2011
Runs Batted In, August.....	32 - Miguel Cabrera, 2006
Runs Batted In, September/October.....	29 - Jorge Cantú, 2009
Runs Batted In, Prior to All-Star Break.....	76 - Mike Lowell, 2003
Intentional Bases on Balls.....	27 - Miguel Cabrera, 2006
Plate Appearances.....	748 - Juan Pierre, 2004
Hit by Pitch.....	17 - Carlos Delgado, 2005
Grounded Into Double Play.....	31 - Casey McGehee, 2014
At-Bats per Home Run.....	11.93 - Gary Sheffield, 1994
Caught Stealing.....	24 - Juan Pierre, 2004
Hits, Pitcher.....	23 - Dontrelle Willis, 2005
Doubles, Pitcher.....	6 - Alex Fernández, 1997
Triples, Pitcher.....	3 - Dontrelle Willis, 2007
Home Runs, Pitcher.....	3 (3x) - last, Josh Johnson, 2009
Runs Batted In, Pitcher.....	11 - Dontrelle Willis, 2005
Sacrifices, Pitcher.....	16 - Ryan Dempster, 2001

INDIVIDUAL PITCHING - SEASON

Winning Percentage (min. 15 decisions).....	.750 - Josh Johnson (15-5), 2009
Games Pitched.....	78 - Braden Looper, 2002
Earned Runs Allowed.....	123 - Liván Hernández, 1998
Hit Batsmen.....	19 - Dontrelle Willis, 2006
Balks.....	5 (4x) - last, Anibal Sánchez, 2011
Pickoffs.....	12 - Jesús Sánchez, 1998
Games Won, Month.....	6 (2x) - Chris Hammond, 1993; José Fernández, 2016
Games Won, April.....	5 (2x) - Dontrelle Willis, 2005, 2007
Games Won, May.....	6 - José Fernández, 2016
Games Won, June.....	6 - Chris Hammond, 1993
Games Won, July.....	5 - Ricky Nolasco, 2010
Games Won, August.....	5 (3x) - Pat Rapp, 1995; Kevin Brown, 1996; Alex Fernández, 1997
Games Won, September/October.....	5 (3x) - Pat Rapp, 1995; Anibal Sánchez, 2006; Javier Vázquez, 2011
Games Won, Prior to All-Star Break.....	13 - Dontrelle Willis, 2005
Games Lost, Month.....	6 - Tom Koehler, August 2015
Games Lost, Prior to All-Star Break.....	11 - Pat Rapp, 1996
Saves, Month.....	12 - Todd Jones, August 2005
Saves, April.....	10 - Armando Benítez, 2004
Saves, May.....	11 - Juan Carlos Oviedo*, 2011
Saves, June.....	10 - Robb Nen, 1997
Saves, July.....	10 - Juan Carlos Oviedo*, 2010
Saves, August.....	12 - Todd Jones, 2005
Saves, September/October.....	9 (2x) - last, A.J. Ramos, 2015
Saves, Prior to All-Star Break.....	30 - Armando Benítez, 2004
Strikeouts, Prior to All-Star Break.....	154 - José Fernández, 2016
Consecutive Games Won.....	9, (2x) - Pat Rapp, August 11-September 27, 1995; Liván Hernández, June 28-August 31, 1997
Consecutive Starts Won.....	10 - Henderson Álvarez, May 16 - July 6, 2014
Consecutive Games Lost.....	9 - Dontrelle Willis, June 3-August 8, 2007
Consecutive Shutouts.....	2 (4x) - last, Dontrelle Willis, April 8-13, 2005
Consecutive Starts without a Loss.....	13 - Liván Hernández, June 15-September 6, 1997
Consecutive Scoreless IP, Starter.....	29.0 - Javier Vázquez, September 5-27, 2011
Consecutive Scoreless IP, Reliever.....	26.1 - Luis Aquino, May 9-July 26, 1994

* - Pitched in Leo Nunez from 2009-11



FRONT OFFICE | FIELD STAFF | PLAYERS | ANNUAL REVIEW | CLUB HISTORY | POSTSEASON HISTORY | PLAYERS DEVELOPMENT | 2017 POSSESSIONS | GENERAL INFORMATION

TEAM RECORDS

INDIVIDUAL FIELDING - SEASON

Games, Catcher	138 - Iván Rodríguez, 2003
Putouts, Catcher	1,008 - John Buck, 2011
Assists, Catcher	73 - Charles Johnson, 1997
Errors, Catcher	15 - Jarrod Saltalamacchia, 2014
Fewest Errors, Catcher	0 - Charles Johnson, 1997 (Major League Record)
Double Plays, Catcher	17 - Charles Johnson, 1997
Passed Balls, Catcher	23 - Benito Santiago, 1993
Fewest Passed Balls, Catcher	1 - Charles Johnson, 1997
Percentage, Catcher	1,000 - Charles Johnson, 1997 (Major League Record)
Games, First Base	162 - Derrek Lee, 2002
Putouts, First Base	1,313 - Orestes Destrade, 1993
Assists, First Base	121 - Derrek Lee, 2002
Errors, First Base	19 - Orestes Destrade, 1993
Fewest Errors, First Base	5 (3x) - Greg Colbrunn, 1995; Derrek Lee, 2003; Gaby Sánchez, 2011
Double Plays, First Base	142 - Derrek Lee, 2001
Percentage, First Base	.996 - Derrek Lee, 2003
Games, Second Base	158 (3x) - Dan Uggla, 2007, 2009 & 2010
Putouts, Second Base	323 - Dan Uggla, 2007
Assists, Second Base	466 - Omar Infante, 2011
Errors, Second Base	18 - Dan Uggla, 2010
Fewest Errors, Second Base	5 - Craig Counsell, 1998
Double Plays, Second Base	112 - Dan Uggla, 2006
Percentage, Second Base	.992 - Dee Gordon, 2015
Games, Third Base	159 - Mike Lowell, 2002
Putouts, Third Base	150 - Mike Lowell, 2002
Assists, Third Base	286 - Mike Lowell, 2002
Errors, Third Base	23 - Miguel Cabrera, 2007
Fewest Errors, Third Base	2 - Placido Polanco, 2013
Double Plays, Third Base	36 - Mike Lowell, 2002
Percentage, Third Base	.990 - Placido Polanco, 2013
Games, Shortstop	160 - Jose Reyes, 2012
Putouts, Shortstop	258 - Hanley Ramírez, 2006
Assists, Shortstop	438 - Adeiny Hechavarria, 2014
Errors, Shortstop	27 - Alex González, 1999
Fewest Errors, Shortstop	9 - Adeiny Hechavarria, 2015
Double Plays, Shortstop	111 - Hanley Ramírez, 2006
Percentage, Shortstop	.984 - Adeiny Hechavarria, 2015
Games, Outfield	162 - Juan Pierre, 2004
Putouts, Outfield	402 - Juan Pierre, 2003
Assists, Outfield	20 - Mark Kotsay, 1998
Errors, Outfield	9 (4x) - last, Jeremy Hermida, 2007
Fewest Errors, Outfield	0 (2x) - Juan Encarnacion, 2003; Ichiro Suzuki, 2015
Double Plays, Outfield	5 (2x) - Mark Kotsay, 1999; Juan Pierre, 2003
Percentage, Outfield	1,000 (2x) - Juan Encarnacion, 2003; Ichiro Suzuki, 2015

PLAYER MISCELLANEOUS

Seasons Played	10 - Luis Castillo, 1996-2005
Seasons Played, Pitcher	8 - Josh Johnson, 2005-2012
Consecutive Games Played	375 - Juan Pierre, March 31, 2003-June 2, 2005
Positions Played, Career	7 (2x) - Alfredo Amézcaga; Andy Fox (1B, 2B, SS, 3B, LF, CF, RF)
Positions Played, Season	7 (2x) - Alfredo Amézcaga, 2006, 2007
Positions Played, Game	3 (8x) - last, Emilio Bonifacio, July 22, 2011 vs. New York-NL (3B, CF, SS)

PITCHERS BATTING - CAREER

Most At Bats	349 - Ricky Nolasco, 2006-13
Most Hits	76 - Dontrelle Willis, 2003-07
Most Runs	38 - Dontrelle Willis, 2003-07
Most Doubles	11 - Ricky Nolasco, 2006-13
Most Triples	4 - Dontrelle Willis, 2003-07
Most Home Runs	8 - Dontrelle Willis, 2003-07
Most Runs Batted In	35 - Dontrelle Willis, 2003-07
Most Bases on Balls	20 - Dontrelle Willis, 2003-07
Most Sacrifices	55 - Ricky Nolasco, 2006-13

TEAM MISCELLANEOUS

Most Players Used, Game	25 - September 8, 1999 vs. Los Angeles-NL (13 innings)
Most Players Used, Season	57 - 2010
Fewest Players Used, Season	40 (3x) - 2000, 2003, 2006
Most Position Players Used, Season	27 - 1998
Least Position Players Used, Season	18 - 2003
Most Pitchers Used, Season	31 - 2010
Least Pitchers Used, Season	18 (2x) - 1993 and 2000
Most Rookies Used, Season	27 - 1998 (Major League Record)
Fewest Rookies Used, Season	5 - 2003
Longest Game, Innings	20 (2x) - last, June 8, 2013 at New York-NL (MIA 2, NYM 1)
Longest Game, Time	6:25 - June 8, 2013 at New York-NL (MIA 2, NYM 1)
Longest Game, Time, Nine-Inning Game	4:10 - July 27, 1996 vs. San Diego (L, 20-12)
Shortest Game, Time, Nine-Inning Game	1:52 - September 20, 2010 vs. St. Louis (FLA 4, STL 0)

TEAM RECORDS

TEAM MISCELLANEOUS

Largest Margin of Victory	19 - July 1, 2003 vs. Atlanta (FLA 20, ATL 1)
Largest Margin of Defeat	18 - October 3, 1999 at Atlanta (ATL 18, FLA 0)
Largest Deficit Overcome	8 (2x) - last, April 29, 2000 vs. Los Angeles-NL (L, 13-12)
Largest Deficit Overcome, Win	7 (2x) - last, July 9, 2009 at Arizona (W, 14-7)
Largest Lead Lost	9 - July 4, 2008 at Colorado (led 13-4, lost 18-17)
Largest Attendance, Home	57,405 - April 5, 2005 vs. Atlanta
Largest Attendance, Road	71,192 - April 25, 1993 at Colorado
Largest Attendance, Postseason	67,498 - October 25, 1997 vs. Cleveland (World Series Game 6)
Most Errors	6 - September 21, 2007 vs. New York-NL
Most Double Plays Turned	5 (2x) - last, June 29, 2005 vs. Atlanta
No Batters Retired by Marlins Starters	6 (2x) - last, June 27, 2003 at Boston (Carl Pavano)
Games Won, Month	21 - May 2012
Games Lost, Month	23 - June 2011
Games Won, Homestand	9 (2x) - 9-1, May 6-15, 1996 (New York, Colorado, St. Louis) 9-4, August 9-22, 2005 (Arizona, San Francisco, San Diego, Los Angeles-NL)
Longest Undefeated Homestand	6-0 (4x) - last, June 13-18, 2006 (Atlanta, Toronto) September 26-October 1, 2000 (Montreal, Philadelphia) September 20-26, 1996 (Houston, Atlanta) August 8-13, 1995 (Colorado, Cincinnati)
Most Games Lost, Homestand	11 - 2-11, April 23-May 5, 1999 (Atlanta, Chicago-NL, Houston, Milwaukee)
Worst Homestand	0-6 - July 25-31, 1994 (Philadelphia, Montreal)
Most Games Won, Road Trip	8 - 8-1, May 1-9, 2012 (San Francisco, San Diego, Houston)
Best Road Trip	5-0 - May 13-18, 1997 (2-0 at Atlanta, 3-0 at Pittsburgh)
Most Games Lost, Road Trip	10 (2x) - last, 2-10, June 14-27, 1999 3-10 - September 7-20, 1998
Worst Road Trip	0-9 - May 29-June 7, 1998 (Milwaukee, Chicago-NL, New York-Al)
Consecutive Games Won	9 (5x) - May 6-14, 1996; August 27-September 9, 2004; June 10-20, 2006; August 20-29, 2006; September 9-19, 2008
Consecutive Games Won, Home	14 - July 27-August 28, 1995
Consecutive Games Won, Road	8 - July 16-August 5, 1995
Consecutive Games Lost	11 (3x) - April 1-12, 1998; May 26-June 7, 1998; June 11-20, 2011
Consecutive Games Lost, Home	11 - April 28-May 19, 1999
Consecutive Games Lost, Road	11 - May 29-June 17, 1998
Consecutive Games with Home Run	14 - June 29-July 12, 2008
Consecutive Games without Home Run	9 (2x) - last, April 6-15, 2013
Consecutive Shutouts	3 (2x) - April 13-15, 2004 at Montreal (P.R.) 5-0, 9-0, 3-0 August 17-19, 2005 vs. San Diego, 6-0, 2-0, and Los Angeles-NL, 3-0
Most Shutouts, Month	5 (4x) - August 2005, July 2010, August 2013 & September 2013
Highest Attendance, Home	3,064,847 - 1993 (80 dates)

ROOKIE BATTING

Games	162 - Jeff Conine, 1993
Batting Average	.321 - Chris Coghlan, 2009
At-Bats	633 - Hanley Ramirez, 2006
Runs Scored	119 - Hanley Ramirez, 2006
Hits	185 - Hanley Ramirez, 2006
Singles	135 - Jeff Conine, 1993
Doubles	46 - Hanley Ramirez, 2006
Triples	11 - Hanley Ramirez, 2006
Home Runs	27 - Dan Uggla, 2006
Total Bases	304 - Hanley Ramirez, 2006
Runs Batted In	90 - Dan Uggla, 2006
Walks	80 - Quilvio Veras, 1995
Strikeouts	156 - Preston Wilson, 1999
Stolen Bases	58 - Chuck Carr, 1993
Slugging Pct.	.502 - Preston Wilson, 1999
On-Base Pct.	.390 - Chris Coghlan, 2009
Hitting Streak	22 - Edgar Renteria, July 25-August 16, 1996

ROOKIE PITCHING

Wins	14 - Dontrelle Willis, 2003
Losses	13 - Brian Meadows, 1998
Consecutive Games Won	9 - Liván Hernández, 1997
Consecutive Games Lost	7 (2x) - Vic Darenbourg; Joe Fontenot, 1998
Consecutive Scoreless Innings	23.0 - Anibal Sánchez, July 6-25, 2006
ERA	2.19 - José Fernández, 2013
Games, Starter	31 (2x) - Brian Meadows, 1998; Scott Olsen, 2006
Games, Reliever	75 - Kyle Barraclough, 2016
Complete Games	2 (2x) - Dontrelle Willis, 2003; Anibal Sánchez, 2006
Shutouts	2 - Dontrelle Willis, 2003
Innings Pitched	180.2 - Scott Olsen, 2006
Runs Allowed	106 - Brian Meadows, 1998
Earned Runs	101 - Brian Meadows, 1998
Walks	91 - Jesús Sánchez, 1998
Strikeouts	187 - José Fernández, 2013
Saves	8 - Antonio Alfonseca, 1998
Home Runs Allowed	23 - Scott Olsen, 2006



FRONT OFFICE
 FIELD STAFF
 PLAYERS
 MAN IN REVIEW
 CLUB HISTORY
 POSTSEASON HISTORY
 PLAYER DEVELOPMENT
 2017 POSSESSIONS
 GENERAL INFORMATION

YEAR-BY-YEAR STATISTICS

BATTING

YEAR	AVG.	AB	R	H	2B	3B	HR	RBI	BB	SO	SB	CS	OBP.	SLG.
1993	.248	5475	581	1356	197	31	94	542	498	1054	117	56	.314	.346
1994	.266	3926	468	1043	180	24	94	451	349	746	65	26	.330	.396
1995	.262	4886	673	1278	214	29	144	636	517	916	131	53	.335	.406
1996	.257	5498	688	1413	240	30	150	650	553	1122	99	46	.329	.393
1997	.259	5439	740	1410	272	28	136	703	686	1074	115	58	.346	.395
1998	.248	5558	667	1381	277	36	114	621	525	1120	115	57	.317	.373
1999	.263	5578	691	1465	266	44	128	655	479	1145	92	46	.325	.395
2000	.262	5509	731	1441	274	29	160	691	540	1184	168	55	.331	.409
2001	.264	5542	742	1461	325	30	166	713	470	1145	89	40	.326	.423
2002	.261	5496	699	1433	280	32	146	653	595	1130	177	73	.337	.403
2003	.266	5490	751	1459	292	44	157	709	515	978	150	74	.333	.421
2004	.264	5486	718	1447	275	32	148	677	499	968	96	43	.329	.406
2005	.272	5502	717	1499	306	32	128	678	512	918	96	38	.339	.409
2006	.264	5502	758	1454	309	42	182	713	497	1249	110	58	.331	.435
2007	.267	5627	790	1504	340	38	201	749	521	1332	105	34	.336	.448
2008	.254	5499	770	1397	302	28	208	741	543	1371	76	28	.326	.433
2009	.268	5572	772	1493	296	25	159	727	568	1226	75	35	.340	.416
2010	.254	5531	719	1403	294	37	152	686	514	1375	92	26	.321	.403
2011	.247	5508	625	1358	274	30	149	596	542	1244	95	41	.318	.388
2012	.244	5437	609	1327	261	39	137	576	484	1228	149	41	.308	.382
2013	.231	5449	513	1257	219	31	95	485	432	1232	78	29	.293	.335
2014	.253	5538	645	1399	254	36	122	614	501	1419	58	21	.317	.378
2015	.260	5463	613	1420	236	40	120	575	375	1150	112	45	.310	.384
2016	.263	5547	655	1460	259	42	128	626	447	1213	71	28	.322	.394

PITCHING

YEAR	ERA	W-L	SV	GS	CG	SHO	IP	H	R	ER	HR	BB	SO	AVG.
1993	4.11	64-98	48	162	4	5	1440.1	1437	724	658	135	598	945	.261
1994	4.50	51-64	30	115	5	7	1015.0	1069	576	507	120	428	649	.274
1995	4.27	67-76	29	143	12	7	1286.0	1299	673	610	139	562	994	.264
1996	3.95	80-82	41	162	8	13	1443.0	1386	703	634	113	598	1050	.256
1997	3.83	92-70	39	162	12	10	1446.2	1353	669	615	131	639	1188	.250
1998	5.18	54-108	24	162	11	3	1449.2	1617	923	834	182	715	1016	.287
1999	4.90	64-98	33	162	6	5	1435.2	1560	852	781	171	655	943	.281
2000	4.59	79-82	48	161	5	4	1429.2	1477	797	729	169	650	1051	.269
2001	4.32	76-86	32	162	5	11	1438.0	1397	744	691	151	617	1119	.257
2002	4.36	79-83	36	162	11	12	1456.1	1449	763	706	151	631	1104	.262
2003	4.04	91-71	36	162	7	11	1445.1	1415	692	648	128	530	1132	.258
2004	4.10	83-79	53	162	6	14	1439.0	1395	700	655	166	513	1116	.256
2005	4.16	83-79	42	162	14	15	1442.1	1459	732	666	116	563	1125	.266
2006	4.37	78-84	41	162	6	6	1433.1	1465	772	696	166	622	1088	.267
2007	4.94	71-91	40	162	0	4	1443.2	1617	891	793	176	661	1142	.285
2008	4.43	84-77	36	161	2	8	1435.1	1421	767	707	161	586	1127	.258
2009	4.29	87-75	45	162	5	5	1446.1	1425	766	690	160	601	1248	.257
2010	4.08	80-82	39	162	5	17	1438.1	1433	717	652	134	549	1168	.261
2011	3.95	72-90	40	162	7	11	1459.2	1403	702	640	149	500	1218	.253
2012	4.09	69-93	38	162	5	7	1440.2	1448	724	655	133	495	1113	.263
2013	3.71	62-100	36	162	2	13	1460.0	1376	646	602	121	526	1177	.251
2014	3.78	77-85	42	162	3	16	1457.2	1481	674	613	114	458	1190	.264
2015	4.02	71-91	35	162	0	12	1427.0	1374	678	638	141	508	1152	.255
2016	4.05	79-82	55	161	0	12	1435.0	1358	682	646	152	595	1379	.251

FIELDING

YEAR	PCT.	G	PO	A	E	TC	DP	TP	PB
1993	.980	162	4321	1700	125	6146	128	0	29
1994	.978	115	3045	1203	95	4343	111	0	18
1995	.979	143	3858	1466	115	5439	143	0	8
1996	.982	162	4329	1800	111	6240	186	0	12
1997	.981	162	4340	1649	116	6105	166	0	7
1998	.979	162	4349	1737	129	6215	176	0	18
1999	.979	162	4307	1686	127	6120	150	0	10
2000	.980	161	4289	1714	125	6128	144	0	12
2001	.983	162	4314	1668	103	6085	174	0	10
2002	.983	162	4369	1636	106	6111	163	1	6
2003	.987	162	4336	1590	78	6004	162	0	11
2004	.986	162	4317	1604	86	6087	153	0	11
2005	.983	162	4327	1659	103	6089	177	0	9
2006	.979	162	4300	1588	126	6014	166	0	14
2007	.977	162	4331	1510	137	5978	159	0	19
2008	.980	161	4306	1501	117	5924	122	0	10
2009	.982	162	4339	1469	106	5914	129	0	8
2010	.979	162	4315	1502	123	5940	130	0	11
2011	.985	162	4379	1553	93	6025	126	0	10
2012	.983	162	4322	1649	103	6074	154	0	14
2013	.986	162	4380	1687	88	6155	144	0	16
2014	.984	162	4373	1700	97	6170	154	0	9
2015	.987	162	4281	1588	77	5946	162	0	11
2016	.985	161	4305	1506	86	5897	137	0	9

Franchise bests in bold; Excludes strike-shortened seasons



HOME RUN HISTORY

OVERALL			MONTH			SOLO		
HR	YEAR	HR	MONTH	YEAR	HR	YEAR		
208	2008	43	May	2008	117	2007		
201	2007	41	July	2006	116	2008		
182	2006	40	June	2008	101	2006		
166	2001		August	2007	99	2001		
160	2000	39	July	2007	98	2002		
159	2009	36	September	2006	95	2011		
157	2003	35	April	2008	92	1996		
152	2010		April	2001	90	2000		
150	1996	34	July	2008	88	2003		
149	2011		April	2004	86	2010		
		33	Three times		84	2012/09/1995		

HOME			GAME		TWO-RUN	
HR	YEAR	HR	DATE	HR	YEAR	
110	2007	6	4/11/08 at HOU	66	2008	
94	2008	5	9/11/06 vs. NYM	63	2007	
86	2009		9/2/07 vs. PHI	59	2006	
84	2006		5/23/10 at CWS	50	2009	
	2001		9/3/11 vs. PHI	46	2005	
73	1996		5/7/11 at CIN	45	2003	
72	2011		7/3/12 at MIL	44	2000	
	2003	4	(48x); last, 5/30/15 at NYM	43	2004	
	2004				2001	
	2000					

ROAD		GRANDS SLAMS		THREE-RUN	
HR	YEAR	HR	YEAR	HR	YEAR
114	2008	9	1997	24	2010
98	2006	7	2011		2003
91	2007		1995	22	2008
89	2000	6	2009	21	2006
85	2003		2001		2000
83	2010	5	2007	19	2009
82	2012/01		2005	18	2001
80	2002		2004	17	1995
	1999		2000		2004
			1999		2015
		4	(4x); last 2014		

MULTI-HOME RUN GAMES

Giancarlo Stanton.....	18	Cody Ross.....	6	Justin Bour.....	2
Hanley Ramirez.....	12	Alex González.....	4	Mike Cameron.....	2
Mike Lowell.....	11	Charles Johnson.....	4	Chris Coghlan.....	2
Dan Uggla.....	11	Josh Willingham.....	4	Greg Colbrunn.....	2
Preston Wilson.....	10	Moises Alou.....	3	Orestes Destrade.....	2
Miguel Cabrera.....	9	Jorge Cantú.....	3	Gaby Sánchez.....	2
Cliff Floyd.....	8	Jeremy Hermida.....	3		
Derrek Lee.....	8	Omar Infante.....	3		
Gary Sheffield.....	7	Mike Jacobs.....	3		
Jeff Conine.....	6	Justin Ruggiano.....	3		

INSIDE-THE-PARK HOME RUNS

DATE	PLAYER	OPPONENT	PITCHER
6/13/94	Bret Barberie	at St. Louis	Mike Perez
6/2/95	Alex Arias	vs. Chicago-NL	Jaime Navarro
8/9/95	Kurt Abbott	vs. Colorado	Kevin Ritz
8/12/95	Kurt Abbott	vs. Cincinnati	Pete Schourek
4/5/97	Edgar Rentería	vs. Cincinnati	Jeff Shaw
5/29/97	Kurt Abbott	vs. Colorado	Bobby Jones
5/24/99	Kevin Millar	at Chicago-NL	Rick Aguilera
6/19/01	Cliff Floyd	vs. Pittsburgh	Josias Manzanillo
8/12/01	Mike Redmond	vs. Houston	Dave Milicki
4/12/03	Derrek Lee	vs. Atlanta	Jason Marquis
5/19/04	Hee Seop Choi	vs. Houston	Tim Redding
6/13/04	Juan Pierre	at Detroit	Craig Dingman
9/27/06	Hanley Ramirez	vs. Cincinnati	Todd Coffey
4/6/09	Emilio Bonfacio	vs. Washington	Julian Tavarez
5/31/10	Cameron Maybin	vs. Milwaukee	Marco Estrada
6/30/15	Dee Gordon	vs. San Francisco	Ryan Vogelsong
9/8/15	J.T. Realmuto	vs. Milwaukee	Taylor Jungmann



FRONT OFFICE | FIELD STAFF | PLAYERS | HOME IN REVIEW | POSTSEASON HISTORY | CLUB HISTORY | PLAYERS DEVELOPMENT | JET SET POSSESSIONS | GENERAL INFORMATION

HOME RUN HISTORY

MARLINS LEADOFF HOME RUNS

DATE	PLAYER	OPPONENT	PITCHER	NOTE
6/1/93	Chuck Carr	vs. San Francisco	Bud Black	Marlins 12 th -ever HR at home
7/6/93	Henry Cotto	at Colorado	Armando Reynoso	First Marlins HR
7/22/94	Jerry Browne	at Colorado	Lance Painter	First leadoff HR in a win
4/8/96	Devon White	at San Diego	Joey Hamilton	First-ever Florida road at-bat
6/14/96	Devon White	at Pittsburgh	Matt Ruebel	Then Club-record 2 nd leadoff HR
8/15/97	Devon White	vs. Pittsburgh	Jason Schmidt	Reached base five times in game
4/5/98	Cliff Floyd	vs. Milwaukee	Jose Mercedes	Fourth game in leadoff role
4/18/98	Cliff Floyd	at Arizona	Jeff Suppan	2 nd pitch of game
4/30/98	Cliff Floyd	vs. San Diego	Pete Smith	Club-record third leadoff HR of season
4/22/00	Mark Kotsay	vs. Philadelphia	Paul Byrd	First career leadoff HR
5/2/00	Mark Kotsay	at San Diego	Matt Clement	First pitch of game
9/29/00	Luis Castillo	vs. Philadelphia	Bruce Chen	First home run at home, fourth of career
8/27/01	David Berg	vs. San Diego	Brian Tollberg	First leadoff homer of career
6/23/04	Juan Pierre	at Atlanta	John Thomson	First leadoff homer of career
7/7/05	Juan Pierre	vs. Milwaukee	Victor Santos	2 nd leadoff homer of career
4/18/06	Hanley Ramirez	at Cincinnati	Eric Milton	First leadoff homer of career
7/2/06	Hanley Ramirez	vs. Boston	Jon Lester	BOS & FLA both hit leadoff homers
7/17/06	Hanley Ramirez	vs. Washington	Tony Armas Jr.	Tied Club single-season leadoff record
7/18/06	Hanley Ramirez	vs. Washington	John O'Connor	Tied Club career leadoff record
8/22/06	Hanley Ramirez	vs. Washington	Jason Bergmann	First pitch of game; new Club career record
9/24/06	Hanley Ramirez	at Philadelphia	Jamie Moyer	Second pitch of game
9/24/06	Hanley Ramirez	vs. Cincinnati	Chris Michalak	Seventh leadoff HR of season/career
4/17/07	Hanley Ramirez	at Houston	Roy Oswalt	Had been thrown out at home attempting lead-off, inside-the-park homer previous day
5/16/07	Reggie Abercrombie	at Pittsburgh	Zach Duke	First leadoff at-bat of season
7/6/07	Hanley Ramirez	at Los Angeles-NL	Chad Billingsley	First of two homers that day
8/4/07	Hanley Ramirez	vs. Houston	Jason Jennings	Fourth consecutive game vs. Hou. with a leadoff hit (1B, 3B, 2 HR)
8/7/07	Hanley Ramirez	at Philadelphia	Jamie Moyer	First pitch of game
8/12/07	Hanley Ramirez	at New York-NL	Oliver Perez	Third leadoff HR in eight-day span
8/18/07	Hanley Ramirez	vs. San Francisco	Matt Cain	First pitch of game
9/8/07	Hanley Ramirez	at Philadelphia	John Ennis	Second career start for Ennis
9/11/07	Hanley Ramirez	vs. Washington	Mike Bacsik	Eighth leadoff HR of season
4/5/08	Hanley Ramirez	vs. Pittsburgh	Paul Maholm	16 th career leadoff HR
4/23/08	Hanley Ramirez	vs. Atlanta	Jeff Bennett	
4/26/08	Hanley Ramirez	at Milwaukee	Carlos Villanueva	
5/10/08	Cody Ross	at Washington	Mike O'Connor	First pitch of game
6/5/08	Hanley Ramirez	at Atlanta	Jair Jurrjens	First pitch of game
6/10/08	Hanley Ramirez	vs. Philadelphia	Brett Myers	
7/4/08	Hanley Ramirez	at Colorado	Greg Reynolds	First pitch of game
8/16/08	Hanley Ramirez	vs. Chicago-NL	Sean Marshall	22 nd career leadoff HR
9/17/08	Hanley Ramirez	vs. Houston	Brandon Backe	Eighth career multi-HR game
9/24/08	Hanley Ramirez	at Washington	Tim Redding	Ninth of season; new Club record
7/17/09	Chris Coghlan	vs. Philadelphia	Cole Hamels	First leadoff homer of career
8/8/09	Chris Coghlan	at Philadelphia	Cole Hamels	
8/27/09	Chris Coghlan	vs. New York-NL	Tim Redding	First multi-HR game of career
6/1/10	Chris Coghlan	vs. Milwaukee	Dave Bush	
8/7/10	Hanley Ramirez	vs. St. Louis	Jake Westbrook	First leadoff HR since 10/28/2008
8/27/10	Cameron Maybin	at Atlanta	Tommy Hanson	First HR of back-to-back (with Logan Morrison) to begin game; first career leadoff HR
4/22/11	Chris Coghlan	vs. Colorado	Jhoulys Chacin	
6/11/11	Chris Coghlan	vs. Arizona	Ian Kennedy	Ranks second in Club history in leadoff HR (6)
9/25/11	Emilio Bonifacio	at Milwaukee	Chris Narveson	First career leadoff HR
7/20/12	Jose Reyes	at Pittsburgh	Kevin Correia	17 th career leadoff HR
9/18/12	Gorkys Hernández	at Washington	Ross Detwiler	First career leadoff HR and second career HR
5/16/13	Juan Pierre	vs. Cincinnati	Mat Latos	
6/23/13	Justin Ruggiano	at San Francisco	Matt Cain	First player in Club history with leadoff HR and HR in ninth inning or later (Elias)
5/16/14	Christian Yelich	at San Francisco	Yusmeiro Pettit	First career leadoff HR
8/12/15	Dee Gordon	vs. Boston	Eduardo Rodriguez	Third career leadoff HR
4/30/16	Derek Dietrich	at Milwaukee	Chase Anderson	First career leadoff HR
7/1/16	Derek Dietrich	at Atlanta	Julio Teherán	Second career leadoff HR
9/26/16	Dee Gordon	vs. New York-NL	Bartolo Colon	First game following death of José Fernández

HOME RUN HISTORY
 LEADOFF HOME RUNS
 CLUB HISTORY
 POSTSEASON HISTORY
 PLAYERS BY YEAR
 ALL-TIME LEADERS
 ANNUAL INFORMATION



HOME RUN HISTORY

GAME-ENDING HOME RUNS

DATE	PLAYER	OPPONENT	PITCHER	NOTE
8/9/94	Chuck Carr	5-3 vs. STL	Vicente Palacios	9 th -inning, two-run HR
4/6/96	Terry Pendleton	1-0 vs. SF	Mark Dewey	Leadoff 10 th inning
5/12/96	Charles Johnson	7-5 vs. COL	Curt Leskanic	Two-out, two-run HR in 9 th
9/21/96	Devon White	2-1 vs. HOU	Billy Wagner	back-to-back HRs in 9 th
4/17/97	Jeff Conine	2-1 vs. STL	Mark Petkovsek	Pinch-hit solo HR in 9 th
9/3/97	Gary Sheffield	7-6 vs. BAL	Shawn Boskie	9 th inning solo HR
9/16/97	Bobby Bonilla	9-6 vs. COL	Jerry Dipoto	Grand slam erased 6-5 deficit
9/26/98	Alex González	1-0 vs. PHI	Ricky Bottalico	One out in 13 th inning
6/30/99	Mark Kotsay	4-3 vs. NYM	Armando Benítez	Two outs in 10 th inning
4/6/00	Cliff Floyd	5-4 vs. SF	John Johnstone	Two-run, two-out homer capped comeback from 4-0 deficit
6/25/00	Cliff Floyd	8-7 vs. CHI	Felix Heredia	Pinch-hit HR on Heredia's first pitch in 10 th
7/3/00	Derrek Lee	2-0 vs. NYM	Turk Wendell	Two-run HR broke scoreless tie in 9 th
8/27/00	Mike Lowell	7-6 vs. CIN	Danny Graves	Solo HR caps comeback from 6-3, 8 th inning deficit
9/5/01	Preston Wilson	7-6 vs. CHI	Tom Gordon	Two-out, two-strike, three-run HR erased 6-4 deficit
9/28/01	Kevin Millar	6-5 vs. PHI	Cliff Politte	Solo HR in 10 th was first game-ender of career
5/9/03	Juan Encarnación	5-4 vs. COL	Chris Speier	Leadoff HR on 1-2 pitch
6/20/03	Miguel Cabrera	3-1 vs. TB	AJ Levine	First Major League hit
8/12/03	Ramon Castro	5-4 vs. LA	Paul Shuey	13 th -inning HR
8/13/03	Mike Mordecai	2-1 vs. LA	Victor Alvarez	11 th -inning HR marked FLA's first consecutive walk off wins by HR
5/29/04	Mike Lowell	3-2 vs. NYM	Braden Looper	10 th -inning HR
8/1/06	Josh Willingham	6-5 vs. NYM	Billy Wagner	9 th -inning pinch-hit, two-run HR
5/10/07	Josh Willingham	3-0 vs. LAD	Derek Lowe	9 th -inning three-run homer off Lowe
4/1/08	Robert Andino	5-4 vs. NYM	Matt Wise	First career HR; two outs in 10 th
4/4/08	Mike Jacobs	5-4 vs. PITT	Franquiel Osoña	9 th -inning HR; first career walk-off HR
6/7/08	Cody Ross	8-7 vs. CIN	Francisco Cordero	Two-run HR caps comeback from 7-5 deficit in 9 th
6/11/08	Dan Uggla	6-2 vs. PHI	Tom Gordon	Grand slam in 9 th broke 2-2 tie
6/30/08	Josh Willingham	6-5 vs. WAS	John Rauch	2 nd HR of game won it in 10 th inning
6/9/09	Jeremy Hermida	4-3 vs. STL	Jason Motte	First career walk-off HR
7/28/09	Ross Gload	4-3 vs. ATL	Rafael Soriano	First career walk-off HR
8/2/09	Cody Ross	3-2 vs. CHC	Kevin Gregg	2 nd HR of game; back-to-back HRs (Dan Uggla) to win
9/2/09	Wes Helms	8-7 vs. ATL	Mike González	2 nd career walk off HR. Team's eighth walk-off hit of season
7/9/10	Donnie Murphy	9-8 vs. COL	Huston Street	Team's only walk-off HR of season
7/6/11	Giancarlo Stanton	7-6 vs. PHI	Raul Baez	First walk-off HR of the season
9/9/11	Omar Infante	6-5 vs. ATL	Craig Kimbrel	Two-run walk-off homer in bottom of 9 th
9/27/11	Bryan Petersen	3-2 vs. WSH	Doug Slaten	First career walk-off HR
5/13/12	Giancarlo Stanton	8-4 vs. NYM	Manny Acosta	Third walk-off grand slam in Franchise history and first of his career
6/30/13	Jeff Mathis	6-2 vs. SD	Tyson Ross	Fourth walk-off grand slam in Club history and first of his career
4/18/14	Giancarlo Stanton	8-4 vs. SEA	Yoervis Medina	Fifth walk-off grand slam in Club history and second of his career
7/1/15	Justin Bour	6-5 vs. SF	Santiago Casilla	First career walk-off HR
8/2/15	Adelny Hecavarría	5-2 vs. SD	Brandon Maurer	First career walk-off HR

HOME RUNS BY MARLINS PITCHERS

DATE	PLAYER	OPP.	PITCHER	DATE	PLAYER	OPP.	PITCHER
6/6/93	Chris Hammond	at SD	Doug Brocail	5/31/03	Dontrelle Willis	vs. CIN	Danny Graves
8/21/93	Chris Hammond	at SF	Scott Sanderson	4/14/04	Dontrelle Willis	at MON	Jeremy Fikac
5/29/95	Chris Hammond*	vs. HOU	Shane Reynolds	5/1/04	Carl Pavano	at SF	Jason Schmidt
5/21/96	Dave Weathers	at CIN	Roger Salkeld	8/22/04	Carl Pavano	at SD	Sterling Hitchcock
9/27/96	Mark Hutton	at HOU	Darryl Kile	7/24/05	A.J. Burnett	at SF	Kevin Correia
5/8/97	Tony Saunders	vs. ATL	Tom Glavine	9/8/05	Josh Beckett	at WSH	John Patterson
5/17/97	Pat Rapp	at PIT	Ramon Morel	9/12/05	Dontrelle Willis	at HOU	Scott Strickland
7/25/97	Dennis Cook	at STL	T.J. Mathews	5/22/06	Ricky Nolasco	vs. CHC	Sean Marshall
4/23/99	Liván Hernández*	vs. ATL	Tom Glavine	7/7/06	Dontrelle Willis*	at NYM	Jose Lima
5/23/99	Alex Fernández	vs. PIT	Jason Schmidt	9/20/06	Dontrelle Willis	at NYM	Oliver Perez
7/9/99	Liván Hernández	vs. TB	Ryan Rupe	9/20/06	Dontrelle Willis	at NYM	Ramon Hernández
8/6/99	Alex Fernández	vs. COL	Dave Veres	8/8/07	Dontrelle Willis	at PHI	Kyle Lohse
9/4/99	Alex Fernández	vs. SD	Carlos Reyes	8/29/07	Dontrelle Willis	vs. ATL	Buddy Carlyle
5/2/00	Vladimir Nuñez	at SD	Matt Clement	6/4/09	Josh Johnson	vs. MIL	Dave Bush
8/28/00	A.J. Burnett	vs. STL	Rick Ankiel	7/29/09	Josh Johnson	vs. ATL	Kenshin Kawakami
4/15/01	Jason Grilli	at MON	Tony Armas	8/4/09	Josh Johnson	at PHI	J.D. Martin
6/25/02	A.J. Burnett	vs. PHI	Robert Person	6/3/12	Carlos Zambrano	at PHI	Joe Blanton
6/26/02	Michael Tejera	vs. PHI	Brandon Duckworth	9/2/13	Henderson Alvarez	at CHC	Travis Wood
4/11/03	Brad Penny	vs. ATL	Horacio Ramirez	9/11/13	José Fernández	vs. ATL	Mike Minor
5/29/03	Brad Penny	vs. MON	Tomo Ohka	7/2/15	José Fernández	vs. SF	Matt Cain

* denotes Grand Slam



HOME RUN HISTORY

MARLINS PINCH-HIT HOME RUNS

DATE	PLAYER	OPPONENT	PITCHER	DATE	PLAYER	OPPONENT	PITCHER
6/1/93	Greg Briley	vs. SF	Bill Swift	5/9/07	Mike Jacobs	vs. LAD	Brett Tomko
8/14/93	Gary Sheffield	at PIT	Bob Walk	6/20/07	Jason Wood	at CWS	Bobby Jenks
7/20/94	Gary Sheffield	at CIN	Jeff Brantley	6/30/07	Miguel Olivo	vs. ATL	Bob Wickman
5/1/96	Andre Dawson	vs. PHI	Ricky Bottalico	7/3/07	Hanley Ramirez	at SD	Greg Maddux
7/11/96	Kurt Abbott	at ATL	Greg McMichael	7/17/07	Todd Linden	at LAD	D.J. Houlton
7/21/96	Kurt Abbott	vs. PHI	Curt Schilling	8/23/07	Cody Ross	at STL	Brad Thompson
9/22/96	Andre Dawson	vs. HOU	Xavier Hernández	4/17/08	Luis Gonzalez	vs. ATL	Jeff Bennett
4/17/97	Jeff Conine	vs. STL	Mark Petkovsek	5/13/08	Cody Ross	vs. CIN	David Weathers
5/3/97	Gregg Zaun	at HOU	John Hudek	5/17/08	Wes Helms	vs. KC	Brian Bannister
6/7/97	Alex Arias	at COL	Steve Reed	7/25/08	Jeremy Hermida	at CHC	Bob Howry
6/15/97	John Cangelosi	vs. NYY	Dwight Gooden	8/20/08	John Baker	at SF	Brian Wilson
4/15/98	Jim Eisenreich	vs. PHI	Curt Schilling	9/8/08	Cody Ross	at PHI	J.C. Romero
5/13/98	John Cangelosi	at CIN	Gabe White	9/28/08	Wes Helms	at NYM	Scott Schoeneweis
8/26/98	Mark Kotsay	at STL	Jeff Brantley	7/9/09	Brett Carroll	at ARI	Scott Schoeneweis
4/15/99	Bruce Aven	at NYM	Rigo Beltran	7/24/09	Chris Coghlan	at LAD	Ramon Troncoso
5/7/99	Bruce Aven (GS)	at LAD	Alan Mills	7/28/09	Ross Gload	vs. ATL	Rafael Soriano
5/9/99	Preston Wilson	at LAD	Chan Ho Park	8/1/09	Ronny Paulino	vs. CHC	Kevin Gregg
6/15/99	Preston Wilson	at ARI	Brian Anderson	9/5/09	Brett Hayes	at WSH	Victor Garate
6/20/99	Mark Kotsay	at COL	Dave Veres	9/12/09	Gaby Sanchez	vs. WSH	Logan Kensing
7/30/99	Preston Wilson	at PIT	Greg Hansell	9/19/09	Ross Gload	at CIN	Bronson Arroyo
8/11/99	Mike Lowell	vs. SF	Shawn Estes	9/23/09	Gaby Sanchez	vs. PHI	Cole Hamels
9/1/99	Danny Bautista	at STL	Manny Aybar	5/16/10	Chris Coghlan	vs. NYM	Fernando Nieve
6/13/00	Derrek Lee	at PHI	Jeff Brantley	7/19/10	Donnie Murphy	vs. COL	Huston Street
6/25/00	Cliff Floyd	vs. CHC	Felix Heredia	7/28/10	Donnie Murphy	at SF	Jonathan Sánchez
7/20/00	Cliff Floyd	vs. ATL	Scott Kamieniecki	9/19/10	Hector Luna	vs. STL	Jeff Samardzija
8/4/00	David Berg	vs. LAD	Antonio Osuna	8/7/11	Bryan Petersen	vs. STL	Mitchell Boggs
9/6/00	Chris Clapinski	at HDU	Jose Lima	9/3/11	Greg Dobbs	vs. PHI	David Herndon
5/13/01	C. Johnson (GS)	at SD	Jay Witasick	4/30/12	Donnie Murphy	vs. ARI	Patrick Corbin
5/31/01	R. McGuire (GS)	vs. NYM	Turk Wendell	6/1/12	Justin Ruggiano	at PHI	Antonio Bastardo
6/21/01	Derrek Lee	at ATL	John Rocker	6/27/12	Logan Morrison	vs. STL	Sam Freeman
8/1/01	Charles Johnson	at MIL	Curtis Leskanic	7/3/12	Scott Cousins	at MIL	Francisco Rodriguez
5/24/02	Tim Raines	at NYM	Armando Benitez	7/4/12	Logan Morrison	at MIL	Randy Wolf
7/11/03	T. Hollandsworth	at MON	Rocky Biddle	7/5/12	Greg Dobbs	at MIL	Jose Veras
9/4/03	Ramon Castro	vs. PIT	Mike Gonzalez	7/8/12	Austin Kearns	at STL	Victor Marte
9/6/03	Ramon Castro	at MON (PR)	Scott Stewart	4/21/13	Miguel Olivo	at CIN	Manny Parra
4/18/04	Ramon Castro	at ATL	Kevin Gryboski	5/12/14	Reed Johnson	at LAD	Brian Wilson
6/5/04	Damon Easley	at NYM	Mike Stanton	6/29/14	Marcell Ozuna	vs. OAK	Tommy Milone
7/31/04	Paul Lo Duca	vs. MON	Rocky Biddle	8/13/14	Jeff Baker	vs. STL	Kevin Siegrist
9/23/04	Lenny Harris	vs. PHI	Ryan Madson	8/20/14	J. Saltalamacchia	vs. TEX	Neffali Feliz
5/21/05	Joe Dillon	vs. TB	Jesús Colome	8/29/14	J. Valdespin	at ATL	David Carpenter
7/7/05	C. Delgado (GS)	vs. MIL	Ricky Bottalico	9/6/15	Justin Bour	vs. NYM	Tyler Clippard
8/31/05	J. Hermida (GS)	vs. STL	Al Reyes	5/8/16	Chris Johnson	vs. PHI	Andrew Bailey
9/30/05	Lenny Harris	vs. ATL	Kyle Farnsworth	6/9/16	Chris Johnson	at MIN	Taylor Rogers
6/3/06	Wes Helms	at COL	David Cortes	6/10/16	Justin Bour	at ARI	Tyler Clippard
6/22/06	Joe Borchard	at BAL	Chris Ray	9/6/16	Ichiro Suzuki	vs. PHI	Hector Neris
8/1/06	Josh Willingham	vs. NYM	Billy Wagner	9/16/16	Derek Dietrich	at PHI	Eduar Ramos
4/20/07	Cody Ross	vs. WSH	Chad Cordero	9/21/16	Derek Dietrich	vs. WSH	Max Scherzer

MARLINS TO HOMER IN FIRST GAME

PLAYER	DATE	NOTE	PLAYER	DATE	NOTE
Mitch Lyden	6/16/93	First ML At-Bat	Eric Owens	4/2/01	Opening Day
Kurt Abbott	4/5/94	Opening Day	Iván Rodríguez	3/31/03	Opening Day
Charles Johnson	5/6/94		Miguel Cabrera	6/20/03	First ML Hit
Terry Pendleton	4/25/95	Opening Day	Hee-Seop Choi	4/6/04	Opening Day
Moses Alou	4/1/97	Opening Day	Paul Lo Duca	7/31/04	Pinch-hit HR
Mike Redmond	5/31/98		Jeremy Hermida	8/31/05	First ML At-Bat/PH GS
Randy Knorr	8/25/98		John Buck	4/7/11	Opening Day/ First Game as Martin/ Grand Slam
Alex González	8/25/98				

LONGEST HOME RUNS AT MARLINS PARK

LONGEST HOME RUNS AT MARLINS PARK BY OPP.

DIST.	PLAYER	DATE	OPPONENT	PITCHER
459'	Juan Francisco	4/10/13	ATL	Alex Sanabia
459'	Hunter Pence	8/18/13	SF	Tom Koehler
452'	Yasiel Puig	5/3/15	LAD	Jacob Turner
448'	Khris Davis	5/23/14	MIL	Brad Hand
447'	John Buck	4/29/13	NYM	José Fernández

LONGEST MARLINS HOME RUNS AT MARLINS PARK

DIST.	PLAYER	DATE	OPPONENT	PITCHER
490'	Giancarlo Stanton	5/6/16	PHI	Hector Neris
484'	Giancarlo Stanton	6/23/15	STL	Carlos Martínez
484'	Giancarlo Stanton	4/4/14	SD	Eric Stults
475'	Giancarlo Stanton	5/16/15	ATL	Alex Wood
474'	Giancarlo Stanton	5/15/15	ATL	Cody Martin

*Distances according to ESPN Home Run Tracker



PITCHING HISTORY

COMPLETE GAME SHUTOUTS

DATE	OPP	SCORE	WINNER	HITS	DATE	OPP	SCORE	WINNER	HITS
5/15/93	at STL	8-0	Ryan Bowen	6	6/16/03	vs. NYM	1-0	Dontrelle Willis	1
5/5/94	vs. PHI	5-0	Chris Hammond	5	6/21/03	vs. TB (5 inn.)	2-0	Dontrelle Willis	2
6/14/94	at STL	7-0	Charlie Hough	5	6/16/04	vs. CWS	4-0	Carl Pavano	3
7/22/94	at COL	4-0	Pat Rapp	3	8/31/04	at NYM	5-0	Josh Beckett	6
6/14/95	at NYM	4-0	Chris Hammond	7	9/10/04	at CHC	7-0	Carl Pavano	7
7/9/95	at STL	6-0	Mark Gardner	7	4/8/05	vs. WAS	9-0	Dontrelle Willis	5
7/13/95	at LA	4-0	Chris Hammond	3	4/10/05	vs. WAS	8-0	Josh Beckett	5
9/17/95	at COL	17-0	Pat Rapp	1	4/13/05	vs. PHI	4-0	Dontrelle Willis	3
9/22/95	vs. NYM	3-0	Pat Rapp	4	6/23/05	at ATL	8-0	Dontrelle Willis	5
4/26/96	at SF	3-0	Kevin Brown	7	6/26/05	at TB	1-0	A.J. Burnett	2
5/11/96	vs. COL	11-0	Al Leiter	0	7/3/05	at NYM	3-0	Dontrelle Willis	3
6/21/96	vs. PIT	4-0	Kevin Brown	5	8/9/05	vs. ARI	5-0	A.J. Burnett	3
7/18/96	vs. PHI	7-0	Kevin Brown	3	8/17/05	vs. SD	6-0	Dontrelle Willis	5
4/10/97	at CHC	1-0	Alex Fernández	1	9/6/06	vs. ARI	2-0	Anibal Sánchez	0
4/11/97	at CIN	10-0	Pat Rapp	5	9/10/06	vs. PHI	3-0	Dontrelle Willis	3
6/10/97	at SF	9-0	Kevin Brown	0	8/19/08	at SF	6-0	Ricky Nolasco	2
8/23/97	vs. STL	3-0	Kevin Brown	5	7/8/09	at SF	7-0	Chris Volstad	5
6/4/99	at TB	10-0	Dennis Springer	7	7/29/10	at SF	5-0	Anibal Sánchez	1
7/21/99	vs. ATL	2-0	Dennis Springer	7	9/20/10	vs. STL	4-0	Chris Volstad	5
5/7/00	vs. NYM	3-0	Ryan Dempster	1	5/26/11	at SF	1-0	Anibal Sánchez	5
7/18/00	at BAL	7-0	Jesús Sánchez	8	6/29/11	at OAK	3-0	Ricky Nolasco	5
8/8/00	at STL	7-0	Jesús Sánchez	6	9/10/11	at PIT	3-0	Anibal Sánchez	1
4/21/01	vs. MON	5-0	Brad Penny	4	9/16/11	at WSH	3-0	Javier Vázquez	5
5/12/01	at SD	3-0	A.J. Burnett	0	5/7/12	at HOU	4-0	Carlos Zambrano	3
7/3/01	at MON	7-0	Ryan Dempster	4	8/28/12	vs. WSH	9-0	Ricky Nolasco	5
4/4/02	at MON	1-0	Brad Penny	4	9/9/12	at WSH	8-0	Ricky Nolasco	4
4/14/02	vs. ATL	7-0	A.J. Burnett	4	9/29/13	vs. DET	1-0	Henderson Álvarez	0
6/15/02	vs. TB	3-0	A.J. Burnett	3	4/19/14	vs. SEA	7-0	Henderson Álvarez	2
6/20/02	vs. CLE (6 inn.)	3-0	A.J. Burnett	2	5/6/14	vs. NYM	3-0	Henderson Álvarez	6
8/1/02	vs. STL	4-0	A.J. Burnett	4	6/3/14	vs. TB	1-0	Henderson Álvarez	8
8/18/02	vs. SF	3-0	A.J. Burnett	3					

MARLINS LOW-HIT GAMES

DATE	OPP	SCORE	PITCHER(S)	HITS	DATE	OPP	SCORE	PITCHER(S)	HITS
5/11/96	vs. COL	11-0	Al Leiter	0	6/9/01	at TOR	6-1	A.J. Burnett	2
6/10/97	at SF	9-0	Kevin Brown	0	7/16/01	vs. BAL	4-0	Sánchez, Bones, Darenbourg, Looper	2
5/12/01	at SD	3-0	A.J. Burnett	0	5/19/02	at SF	4-2	Beckett, Looper, V. Nuñez	2
9/6/06	vs. ARI	2-0	Anibal Sánchez	0	6/20/02	vs. CLE (6)	3-0	A.J. Burnett	2
9/29/13	vs. DET	1-0	Henderson Álvarez	0	6/21/02	vs. DET	4-1	Tejera, Looper, V. Nuñez	2
7/9/94	vs. COL	4-2	Rapp, Johnstone, Nen	1	8/14/02	vs. COL	1-0	Penny, Lloyd	2
9/17/95	at COL	17-0	Pat Rapp	1	6/21/03	vs. TB (5)	2-0	Dontrelle Willis	2
4/10/97	at CHC	1-0	Alex Fernández	1	8/10/04	vs. STL (10)	1-2	Beckett, Seanez, Mota	2
7/16/97	vs. LAD	5-1	Kevin Brown	1	9/25/04	at ATL	0-1	Pavano, Seanez	2
5/7/00	vs. NYM	3-0	Ryan Dempster	1	6/26/05	vs. TB	1-0	A.J. Burnett	2
6/16/01	vs. TB	11-0	Penny, Bones	1	5/26/06	vs. NYM	5-1	Johnson, Kensinger, Borowski	2
6/26/01	vs. MON	3-0	Penny, Alfonseca	1	7/19/06	vs. WAS	1-0	Sánchez, Tankersley, Borowski	2
6/16/03	vs. NYM	1-0	Dontrelle Willis	1	5/6/08	vs. MIL	3-0	Olsen, Gregg	2
5/26/04	at CIN	3-0	Phelps, Perisho, Benitez	1	8/19/08	at SF	6-0	Ricky Nolasco	2
7/22/08	vs. ATL	4-0	VanderHulk, Nelson, Pinto, Lindstrom	1	9/22/09	vs. PHI	3-0	Sánchez, Nuñez*	2
6/18/09	at BOS (5)	2-1	Ricky Nolasco	1	5/18/10	vs. ARI	8-0	Johnson, Sánchez, Hensley	2
7/29/10	at SF	5-0	Anibal Sánchez	1	4/13/11	at ATL	5-1	Johnson, Webb, Choate	2
4/22/11	vs. COL	4-1	Anibal Sánchez	1	4/19/11	vs. PIT	6-0	Johnson, Dunn, Sanchez	2
9/10/11	at PIT	3-0	Anibal Sánchez	1	6/7/11	vs. ATL	0-1	Hand, Mujica, Webb	2
5/4/13	at PHI	2-0	Fernández, Dunn, Cishek	1	9/21/11	vs. ATL	4-0	Vázquez, Mujica, Nuñez*	2
6/17/16	vs. COL	5-1	Conley, Wittgren	1	9/6/13	vs. WSH	7-0	Fernández, Qualls, Hand	2
			Barracough, Phelps, McGowan		4/19/14	vs. SEA	7-0	Henderson Álvarez	2
5/10/94	vs. PIT	1-0	Hammond, Hernández	2	5/7/14	vs. NYM	1-0	Koehler , Cishek	2
4/12/96	at LAD	3-1	John Burkett	2	4/21/16	vs. WSH	5-1	Koehler , Breslow,	2
7/17/96	vs. HOU	11-2	Leiter, Pail, Powell, Nen	2				Barracough, Phelps, Ramos	
7/28/96	vs. SD	8-2	Leiter, Powell, Nen	2	4/27/16	at LAD	2-0	Nicolino , Morris, Ege	2
8/13/96	vs. COL	5-0	Leiter, Powell, Nen	2				Phelps , Ureña	
9/22/96	vs. HOU	6-0	Helling, Hammond	2	6/19/16	vs. COL	3-0	Koehler , Barracough	2
7/29/00	vs. ARI	4-2	Sánchez, Miceli, Alfonseca	2				Phelps , Ramos	
8/1/00	vs. HOU	3-4	Smith, Aybar, Darenbourg	2					

* Pitched as Juan Carlos Oviedo since 2012



PITCHING HISTORY

SINGLE-GAME STRIKEOUT HIGHS

NO.	PITCHER	DATE	OPP	NO.	PITCHER	DATE	OPP	
16	Ricky Nolasco	September 30, 2009	ATL	11	Jesús Sánchez	September 19, 1998	NYM	
14	A.J. Burnett	August 29, 2004	COL		Chuck Smith	June 19, 2000	MIL	
	A.J. Burnett	July 6, 2005	MIL		Ryan Dempster	July 7, 2000	TB	
	Anibal Sánchez	April 28, 2012	ARI		Chuck Smith	September 4, 2000	HOU	
	José Fernández	August 2, 2013	CLE		Chuck Smith	September 29, 2000	PHI	
	José Fernández	April 22, 2014	ATL		Matt Clement	August 1, 2001	MIL	
	José Fernández	June 5, 2016	NYM		Josh Beckett	April 23, 2002	HOU	
	José Fernández	July 18, 2016	PHI		A.J. Burnett	June 15, 2002	TB	
	José Fernández	September 9, 2016	LAD		A.J. Burnett	June 30, 2002	TB	
	13	Brad Penny	June 26, 2001	MON		Mark Redman	April 24, 2003	MIL
	A.J. Burnett	April 22, 2005	CIN		Josh Beckett	September 14, 2003	ATL	
Ricky Nolasco	August 2, 2008	COL		Josh Beckett	April 11, 2004	PHI		
José Fernández	July 28, 2013	PIT		Josh Beckett	April 10, 2005	WSH		
José Fernández	April 6, 2016	DET		Scott Olsen	July 21, 2006	PIT		
José Fernández	June 26, 2016	CHC		Dontrelle Willis	August 14, 2007	ARI		
12	Bobby Witt	June 20, 1995	LAD		Ricky Nolasco	August 19, 2008	SF	
	Josh Beckett	July 21, 2002	MON		Josh Johnson	August 14, 2009	COL	
	A.J. Burnett	July 27, 2002	MON		Ricky Nolasco	July 4, 2010	ATL	
	Dontrelle Willis	October 2, 2005	ATL		Josh Johnson	July 22, 2010	COL	
	Dontrelle Willis	September 10, 2006	PHI		Ricky Nolasco	May 6, 2011	WSH	
	Ricky Nolasco	June 15, 2008	TB		Anibal Sánchez	May 8, 2011	WSH	
	Ricky Nolasco	July 5, 2009	PIT		Javier Vázquez	August 24, 2011	CIN	
	Josh Johnson	September 4, 2010	ATL		Anibal Sánchez	September 10, 2011	PIT	
	Josh Johnson	April 26, 2010	SD		Ricky Nolasco	May 19, 2013	ARI	
	Wei-Yin Chen	May 11, 2016	MIL		Mat Latos	June 13, 2015	COL	
José Fernández	May 26, 2016	TB		José Fernández	July 22, 2015	ARI		
José Fernández	September 20, 2016	WSH		José Fernández	May 9, 2016	MIL		
11	Al Leiter	August 23, 1996	CIN		José Fernández	May 15, 2016	WSH	
	Al Leiter	July 28, 1997	CIN					

SINGLE-SEASON SCORELESS STREAKS

BY STARTING PITCHER

BY RELIEF PITCHER

STREAK	PITCHER	START	END	STREAK	PITCHER	START	END
29.0	Javier Vázquez	9/5/11	9/27/11	26.1	Luis Aquino	5/15/94	7/26/94
26.0	Henderson Alvarez	5/22/14	6/8/14	18.2	Todd Jones	7/19/05	8/27/05
24.2	Pat Rapp	9/12/95	9/27/95	18.0	Clay Hensley	8/25/10	10/03/10
24.0	Chris Hammond	5/5/94	5/21/94	17.2	Robb Nen	7/21/95	8/28/95
	Dontrelle Willis	4/8/05	4/18/05	17.1	Ryan Webb	4/20/13	5/20/13
23.0	Anibal Sánchez	7/6/06	7/25/06	17.0	Steve Cishek	6/8/13	7/14/13
	José Fernández	5/26/16	6/11/16	16.2	Félix Heredia	6/1/97	6/30/97
21.0	A.J. Burnett	8/12/02	9/27/02	16.0	Braden Looper	8/31/02	9/29/02
20.0	Josh Johnson	5/13/10	5/29/10	15.2	Bryan Harvey	5/12/93	6/22/93
19.1	Josh Johnson	4/13/11	4/24/11			Ricky Bones	4/4/00
19.0	Kevin Brown	6/16/96	6/26/96		Steve Cishek	6/27/12	8/7/12
	Jesús Sánchez	6/27/01	8/3/01		Dan Jennings	4/26/14	7/6/14
	Dontrelle Willis	6/16/03	6/26/03				
	Dontrelle Willis	6/13/05	6/23/05				
	Scott Olsen	8/29/06	9/8/06				
	Carlos Zambrano	5/2/12	5/13/12				

GAME HISTORY

HIGHEST SCORING GAMES BY MARLINS

RUNS	DATE	SITE	FINAL SCORE
20	July 1, 2003	Sun Life Stadium	Florida 20, Atlanta 1
18	July 5, 2006	RFK Stadium	Florida 18, Washington 9
17	September 17, 1995	Coors Field	Florida 17, Colorado 0
17	April 5, 2003	Turner Field	Florida 17, Atlanta 1
17	July 4, 2008	Coors Field	Florida 17, Colorado 18
16	June 23, 1995	Cinergy Field	Florida 16, Cincinnati 4
16	August 5, 1996	Coors Field	Florida 16, Colorado 9
16	July 23, 2005	AT&T Park	Florida 16, San Francisco 4
16	September 11, 2006	Sun Life Stadium	Florida 16, New York-NL 5
16	September 1, 2010	Sun Life Stadium	Florida 16, Washington 10
15	April 9, 1994	Qualcomm Stadium	Florida 15, San Diego 1
15	July 15, 1996	Sun Life Stadium	Florida 15, Houston 5
15	June 10, 2002	Kauffman Stadium	Florida 15, Kansas City 8 (14 inn.)
15	June 15, 2005	Wrigley Field	Florida 15, Chicago-NL 5
15	July 31, 2006	Citizens Bank Park	Florida 15, Philadelphia 2
15	August 16, 2006	Dodger Stadium	Florida 15, Los Angeles-NL 4
15	September 26, 2014 (GM 2)	Nationals Park	Miami 15, Washington 7
14	May 14, 1999	County Stadium	Florida 14, Milwaukee 6
14	September 6, 2003	Hiram Bithorn Stadium	Florida 14, Montreal 4
14	September 18, 2005	Sun Life Stadium	Florida 14, Philadelphia 6
14	June 8, 2007	Sun Life Stadium	Florida 14, Tampa Bay 8
14	August 14, 2007	Sun Life Stadium	Florida 14, Arizona 5
14	September 2, 2008	Sun Life Stadium	Florida 14, Atlanta 16
14	September 17, 2008	Sun Life Stadium	Florida 14, Houston 2
14	September 19, 2008	Sun Life Stadium	Florida 14, Philadelphia 8
14	July 9, 2009	Chase Field	Florida 14, Arizona 7
14	June 11, 2010	Tropicana Field	Florida 14, Tampa Bay 9
14	May 5, 2013	Citizens Bank Park	Miami 14, Philadelphia 2
14	May 21, 2014	Citizens Bank Park	Miami 14, Philadelphia 5
14	July 11, 2015	Marlins Park	Miami 14, Cincinnati 3
14	August 12, 2015	Marlins Park	Miami 14, Boston 6
13	June 15, 1994	Busch Memorial Stadium	Florida 13, St. Louis 3
13	August 11, 2001	Sun Life Stadium	Florida 13, Houston 5
13	June 12, 2002	Kauffman Stadium	Florida 13, Kansas City 5
13	September 13, 2002	Sun Life Stadium	Florida 13, Atlanta 3
13	June 3, 2003	Sun Life Stadium	Florida 13, Oakland 2
13	May 24, 2004	Sun Life Stadium	Florida 13, Arizona 5
13	June 3, 2006	Coors Field	Florida 13, Colorado 0
13	September 11, 2007	Sun Life Stadium	Florida 13, Washington 8
13	September 10, 2009	Citi Field	Florida 13, New York-NL 4
13	May 23, 2010	U.S. Cellular Field	Florida 13, Chicago-AL 0
13	May 31, 2010	Sun Life Stadium	Florida 13, Milwaukee 5
13	July 16, 2011	Wrigley Field	Florida 13, Chicago-NL 3
13	September 9, 2011	PNC Park	Florida 13, Pittsburgh 4
13	August 8, 2012	Citi Field	Miami 13, New York-NL 0
13	May 14, 2014	Dodger Stadium	Miami 13, Los Angeles-NL 3
13	August 22, 2014	Coors Field	Miami 13, Colorado 5
13	June 13, 2016	PETCO Park	Miami 13, San Diego 4

HIGHEST SCORING GAMES BY OPPONENTS

RUNS	DATE	SITE	FINAL SCORE
25	June 27, 2003	Fenway Park	Boston 25, Florida 8
22	August 31, 1996	Cinergy Field	Cincinnati 22, Florida 8
20	July 27, 1996	Sun Life Stadium	San Diego 20, Florida 12
20	October 5, 2001	Turner Field	Atlanta 20, Florida 3
18	October 3, 1999	Turner Field	Atlanta 18, Florida 0
18	August 23, 2002	Qualcomm Stadium	San Diego 18, Florida 2
18	July 4, 2008	Coors Field	Colorado 18, Florida 17
17	May 4, 1996	Coors Field	Colorado 17, Florida 5
17	April 16, 1999	Veterans Stadium	Philadelphia 17, Florida 3
17	July 22, 2000	Sun Life Stadium	Montreal 17, Florida 7
17	July 8, 2006 (GM2)	Shea Stadium	New York-NL 17, Florida 3
16	August 5, 1993	Busch Stadium	St. Louis 16, Florida 6
16	April 20, 1994	Mile High Stadium	Colorado 16, Florida 6
16	July 20, 2003	Sun Life Stadium	Chicago-NL 16, Florida 2
16	September 2, 2008	Sun Life Stadium	Atlanta 16, Florida 14
15	July 14, 1996	Turner Field	Atlanta 15, Florida 10
15	April 20, 1998	Chase Field	Arizona 15, Florida 4
15	September 7, 1998	Coors Field	Colorado 15, Florida 10
15	June 24, 2002	Sun Life Stadium	Philadelphia 15, Florida 4
15	June 25, 2008	Sun Life Stadium	Tampa Bay 15, Florida 3
15	May 22, 2009	Sun Life Stadium	Tampa Bay 15, Florida 2
15	May 30, 2011	Chase Field	Arizona 15, Florida 4
15	July 1, 2011	Rangers Ballpark	Texas 15, Florida 5
15	June 20, 2012	Fenway Park	Boston 15, Miami 5



FRONT OFFICE

FIELD STAFF

BARBERS

WALK IN REVIEW

CLUB HISTORY

POSTSEASON HISTORY

PLAYERS DEVELOPMENT

DEEP POSITIONS

STADIUM INFORMATION

GAME HISTORY

MARLINS 1-0 WINS

DATE	OPP	PITCHER(S) - WP in bold	LOSER
8/3/93	at STL	Charlie Hough , Bryan Harvey	Dinovan Osborne
4/7/94	at LAD	Chris Hammond , Bryan Harvey	Ramon Martinez
5/10/94	vs. PIT	Chris Hammond , Jeremy Hernandez	Randy Tomlin
4/6/96	vs. SF *	Kevin Brown, Robb Nen	Mark Dewey
4/10/97	at CHI	Alex Fernandez	Frank Castillo
7/31/97	vs. ATL	Tony Saunders , Powell, Cook, Nen	Paul Byrd
5/3/98	vs. SD	Jesús Sánchez , Félix Heredia, Jay Powell	Andy Ashby
9/26/98	vs. PHI **	Sánchez, Mantel, Edmondson, Darenbourg, Stanifer	Ricky Bottalico
10/2/99	at ATL*	Ryan Dempster, Braden Looper , Antonio Alfonseca	Derrin Ebert
5/19/01	vs. COL	Brad Penny , Armando Almanza, Antonio Alfonseca	John Thomson
6/3/01	vs. NYM	A.J. Burnett, Antonio Alfonseca	Turk Wendell
9/24/01	vs. ATL	Brad Penny , Vic Darenbourg, Antonio Alfonseca	John Burkett
4/4/02	at MON	Brad Penny	Carl Pavano
5/9/02	vs. SD	Hansel Izquierdo , Michael Tejera, Braden Looper, Vladimir Nuñez	Brian Tollberg
8/14/02	vs. COL	Brad Penny, Graeme Lloyd	Victor Santos
6/16/03	vs. NYM	Dontrelle Willis	Tom Glavine
6/26/05	at TB	A.J. Burnett	Seth McClung
7/19/06	vs. WAS	Anibal Sánchez , Taylor Tankersley, Joe Borowski	Ramon Ortiz
5/30/10	vs. PHI	Anibal Sánchez , Taylor Tankersley, Clay Hensley, Leo Nuñez*	Jamie Moyer
7/18/10	vs. WSH	Alex Sanabia , Brian Sanchez, Jose Veras, Clay Hensley, Leo Nuñez*	Craig Stammen
8/31/10	vs. WSH	Anibal Sánchez, Jose Veras, Clay Hensley	Drew Storen
5/14/11	at WSH	Anibal Sánchez , Leo Nuñez*	Liván Hernández
5/26/11	at SF	Anibal Sánchez	Ryan Vogelsong
8/10/13	at ATL	Nathan Eovaldi, Chad Qualls, Mike Dunn , Steve Cishek	Jordan Walden
8/13/13	at KC*	José Fernández, Mike Dunn, Chad Qualls , Steve Cishek	Kelvin Herrera
9/29/13	vs. DET	Henderson Alvarez	Luke Putkonen
4/22/14	at ATL	José Fernández , Steve Cishek	Alex Wood
5/7/14	vs. NYM	Tom Koehler, Steve Cishek	Carlos Torres
6/3/14	vs. TB	Henderson Alvarez	Chris Archer
5/23/15	vs. BAL**	Dan Haren, Sam Dyson, Mike Dunn, A.J. Ramos, Bryan Morris, Carter Capps	T.J. McFarland
9/24/15	vs. PHI	Jarred Cosart, Jose Ureña, Bryan Morris , Mike Dunn, A.J. Ramos	Alec Asher
6/5/16	vs. NYM	José Fernández , David Phelps, A.J. Ramos	Matt Harvey
9/20/16	vs. WSH	José Fernández , David Phelps	Tanner Roark

Extra Inning Games -- *10 Innings **13 Innings *Pitching as Juan Carlos Oviedo since 2012

MARLINS 1-0 LOSSES

DATE	OPP	PITCHER(S) - LP in bold	WINNER
5/10/93	at NYM	Ryan Bowen	Bret Saberhagen
5/16/93	at STL	Luis Aquino, Trevor Hoffman	Lee Smith
9/12/93	at LAD	Pat Rapp , Rich Rodriguez, Jack Armstrong	Pedro Astacio
9/14/93	vs. PIT*	Chris Hammond	Paul Wagner
4/29/95	at SF	Pat Rapp , Dunbar, Mathews, Johnstone, Perez	Trevor Wilson
6/17/96	at SF	Al Leiter , Yorkis Perez, Jay Powell	Oswaldo Fernández
5/4/97	at HOU	Kevin Brown	Darryl Kile
9/12/97	vs. SF	Liván Hernández , Dennis Cook	Kirk Rueter
4/18/01	at ATL	Ryan Dempster , Vic Darenbourg, Ricky Bones	Tom Glavine
5/7/01	at LAD	A.J. Burnett , Ricky Bones, Braden Looper, Vic Darenbourg	Kevin Brown
9/21/01	at PHI	A.J. Burnett, Vladimir Nuñez	Jose Mesa
8/2/02	vs. MIL	Julian Tavarez , Carl Pavano, Vladimir Nuñez	Jamey Wright
8/12/02	vs. COL	A.J. Burnett	Jason Jennings
7/19/03	vs. CHC	Brad Penny , Nate Bump	Kerry Wood
9/19/03	at ATL	Josh Beckett , Ugueth Urbina	Russ Ortiz
8/11/04	vs. STL	Carl Pavano , Guillermo Mota	Jeff Suppan
9/25/04	at ATL	Carl Pavano , Rudy Seanez	Mike Hampton
5/27/05	vs. NYM	Brian Moehler , Jim Mecir	Pedro Martínez
8/12/05	vs. SF	Dontrelle Willis , Guillermo Mota	Noah Lowry
4/3/06	at HOU	Dontrelle Willis, Josh Johnson , Joe Borowski, Carlos Martinez	Roy Oswalt
7/4/07	at SD	J. Johnson, R. Pinto, J. Miller, A. Benitez, Matt Lindstrom	Heath Bell
5/29/10	vs. PHIF	Josh Johnson , Clay Hensley, Leo Nuñez*	Roy Halladay
6/7/11	vs. ATL	Brad Hand , Edward Mujica, Ryan Webb	Tommy Hanson
6/28/11	at OAK	Javier Vázquez , Burke Badenhop, Randy Choate	Gio Gonzalez
7/4/11	vs. PHI	Ricky Nolasco , Randy Choate, Mike Dunn, Edward Mujica	Vance Worley
9/7/11	vs. NYM	Brad Hand , Steve Cishek, Mike Dunn, Ryan Webb, Burke Badenhop	R.A. Dickey
8/14/12	vs. PHI	Josh Johnson , Mike Dunn, Steve Cishek	Kyle Kendrick
5/8/13	at SD	Ricky Nolasco , Mike Dunn	Jason Marquis
5/18/13	vs. ARI	Tom Koehler , Ryan Webb, Mike Dunn, Steve Cishek	Brandon McCarthy
7/21/13	at MIL***	Henderson Alvarez, Mike Dunn, Chad Qualls, A.J. Ramos, Ryan Webb	John Axford
9/15/13	at NYM**	Tom Koehler, A.J. Ramos, Mike Dunn, Chad Qualls, Zach Phillips , Ryan Webb	Vic Black
6/19/14	vs. NYM	Andrew Heaney , Bryan Morris, Kevin Gregg	Zack Wheeler
8/31/14	at ATL	Nathan Eovaldi , Chris Hatcher, A.J. Ramos	Alex Wood
9/28/14	at WSH	Henderson Alvarez , A.J. Ramos	Jordan Zimmermann
7/10/15	vs. CIN	David Phelps , Bryan Morris, Sam Dyson	Mike Leake
7/30/15	vs. WSH	Dan Haren , Bryan Morris, Mike Dunn, A.J. Ramos	Max Scherzer
8/10/16	vs. SF	David Phelps , Mike Dunn, Nick Wittgren, Brian Ellington, Kyle Barracough	Jeff Samardzija
8/23/16	vs. KC	Andrew Cashner , Mike Dunn, Kyle Barracough, AJ Ramos	Yordano Ventura
8/27/16	vs. SD	José Ureña , Mike Dunn, Kyle Barracough, AJ Ramos, Fernando Rodney	Clayton Richard

*5-Inning Game; **12-Inning Game; ***13-Inning Game; #Perfect Game; *Pitching as Juan Carlos Oviedo since 2012



GAME HISTORY

MARLINS HITS IN A SINGLE GAME

HITS	DATE	OPPONENT
25	July 1, 2003	vs. Atlanta
24	July 15, 1996	vs. Houston
23	April 5, 2003	at Atlanta
22	June 15, 1994	at St. Louis
22	August 5, 1996	at Colorado
22	July 4, 2008	at Colorado
22	September 9, 2011	at Pittsburgh
22	September 26, 2014 (GM 2)	at Washington
21	June 11, 1993	vs. Pittsburgh
21	September 17, 1995	at Colorado
21	September 24, 1996	vs. Atlanta
21	September 11, 2007	vs. Washington
21	September 20, 2007	vs. New York-NL
21	July 11, 2015	vs. Cincinnati

OPPONENT HITS IN A SINGLE GAME

HITS	DATE	OPPONENT
28	June 27, 2003	at Boston
22	April 27, 2003 (20 Inn.)	vs. St. Louis
21	May 4, 1996	at Colorado
21	September 7, 1998	at Colorado
21	October 3, 1999	at Atlanta
21	July 4, 2008	at Colorado
21	September 2, 2008	vs. Atlanta
21	May 12, 2015	at Los Angeles-NL
20	August 14, 2001	at San Francisco
20	July 20, 2003	vs. Chicago-NL
20	August 30, 2006	at St. Louis
20	September 16, 2007	at Colorado
20	July 20, 2011	vs. San Diego

LONGEST GAMES

INN.	DATE	SITE	FINAL SCORE
20	April 27, 2003	Sun Life Stadium	St. Louis 7, Florida 6
20	June 8, 2013	Citi Field	Miami 2, New York-NL 1
17	June 8, 1998	Sun Life Stadium	Florida 4, Toronto 3
16	August 20, 1999	Sun Life Stadium	Houston 6, Florida 4
16	July 12, 2002	Wrigley Field	Chicago-NL 5, Florida 4
15	August 10, 1993	Sun Life Stadium	Florida 3, Chicago-NL 2
15	May 11, 1995	Sun Life Stadium	Cincinnati 3, Florida 1
15	June 18, 1996	3Com Park	San Francisco 9, Florida 8
15	June 19, 1996	3Com Park	San Francisco 7, Florida 4
15	June 16, 2012	Tropicana Field	Miami 4, Tampa Bay 3
15	April 29, 2013	Marlins Park	Miami 4, New York-NL 3
14	July 18, 1995	3Com Park	Florida 12, San Francisco 10
14	August 1, 1996	Dodger Stadium	Florida 7, Los Angeles-NL 6
14	May 20, 1999	Sun Life Stadium	Florida 4, Pittsburgh 3
14	April 20, 2000	Sun Life Stadium	Florida 3, Pittsburgh 2
14	August 28, 2001	Wrigley Field	Florida 4, Chicago-NL 3
14	April 13, 2002	Sun Life Stadium	Florida 5, Atlanta 4
14	June 10, 2002	Kauffman Stadium	Florida 15, Kansas City 8
14	June 14, 2002	Sun Life Stadium	Tampa Bay 4, Florida 3
14	September 17, 2002	Sun Life Stadium	Montreal 8, Florida 5
14	April 20, 2007	Sun Life Stadium	Washington 6, Florida 5
14	May 4, 2009	Sun Life Stadium	Florida 3, Cincinnati 2
14	September 4, 2011	Sun Life Stadium	Florida 5, Philadelphia 4
14	July 8, 2013	Marlins Park	Atlanta 7, Miami 1
14	June 26, 2014	Citizens Bank	Philadelphia 5, Miami 3
14	June 28, 2014	Marlins Park	Oakland 7, Miami 6
14	August 8, 2016	Marlins Park	San Francisco 8, Miami 7



FRONT OFFICE
FIELD STAFF
PLAYERS
MAN IN REVIEW
CLUB HISTORY
POSTSEASON HISTORY
PLAYER DEVELOPMENT
JEEP POSSESSIONS
GENERAL INFORMATION

BEST/WORST RECORDS BY GAME

NO.	BEST	YEAR	WORST	YEAR	NO.	BEST	YEAR	WORST	YEAR
10	9-1	2009	1-9	1998, 2013	87	51-36	1997	31-56	1999
11	10-1	2009	1-10	1998	88	51-37	1997	32-56	1998, '99, 2013
12	11-1	2009	1-11	1998	89	52-37	1997	32-57	2015
13	11-2	2009	2-11	1998, 2013	90	53-37	1997	33-57	2013
14	11-3	2009	3-11	1995, '98, 2013, '15	91	53-38	1997	34-57	1999, 2013
15	11-4	2004, '09	3-12	1995, 2013	92	54-38	1997	34-58	1999
16	11-5	2004, '09	3-13	1995, 2013	93	55-38	1997	35-58	1999, 2013
17	12-5	2004	4-13	1995, '98, 2013	94	55-39	1997	35-59	1999, 2013
18	12-6	2004, '11	4-14	1995, 2013	95	56-39	1997	35-60	2013
19	13-6	2004	4-15	2013	96	56-40	1997	35-61	2013
20	13-7	2004, '11	4-16	2013	97	56-41	1997	36-61	2013
21	14-7	2004, '11	5-16	1995, 2013	98	56-42	1997	37-61	1998, 2013
22	15-7	2004, '11	5-17	1995, 2013	99	57-42	1997	37-62	1998, 2013
23	15-8	2004, '11	5-18	1995, 2013	100	58-42	1997	37-63	1998
24	16-8	2011	5-19	1995, 2013	101	58-43	1997	37-64	1998
25	16-9	2011	5-20	1995	102	58-44	1997	37-65	1998
26	17-9	2011	6-20	1995, '99	103	58-45	1997	37-66	1998
27	18-9	2011	6-21	1995, '99	104	59-45	1997	38-66	1998
28	18-10	2011	6-22	1999	105	60-45	1997	38-67	1998
29	19-10	2011	7-22	1995, '99	106	61-45	1997	38-68	1998
30	19-11	2011	7-23	1995, '99	107	62-45	1997	38-69	1998
31	19-12	2005, '11	8-23	1995, '99	108	62-46	1997	38-70	1998
32	19-13	2005, '11	8-24	1995, '99	109	63-46	1997	39-70	1998
33	20-13	2011	8-25	1995	110	64-46	1997	39-71	1998
34	20-14	2004, '08, '11	9-25	1995, '99	111	65-46	1997	39-72	1998
35	21-14	2008, '11	9-26	1995	112	66-46	1997	39-73	1998
36	22-14	2008	9-27	1995	113	66-47	1997	40-73	1998
37	23-14	2008	10-27	1995	114	67-47	1997	40-74	1998
38	23-15	2008, '11	11-27	1995, '99, 2006, '13	115	67-48	1997	41-74	1998
39	23-16	1997, 2005, '08, '11	11-28	1999, 2006, '13	116	68-48	1997	41-75	1998
40	24-16	1997, 2005, '11	11-29	1999, 2006, '13	117	68-49	1997	41-76	1998
41	25-16	1997, 2005	11-30	2006, '13	118	68-50	1997	42-76	1998
42	26-16	1997, 2005	11-31	2006, '13	119	69-50	1997	43-76	1998
43	27-16	1997	11-32	2013	120	70-50	1997	44-76	1998
44	27-17	1997	12-32	2013	121	70-51	1997	44-77	1998
45	27-18	1997	13-32	2013	122	71-51	1997	44-78	1998
46	28-18	1997	13-33	2013	123	71-52	1997	44-79	1998
47	29-18	1997	13-34	2013	124	72-52	1997	44-80	1998
48	29-19	1997, 2011	13-35	2013	125	73-52	1997	44-81	1998
49	30-19	1997	13-36	2013	126	73-53	1997	45-81	1998
50	30-20	1997, 2004, '08, '11	13-37	2013	127	74-53	1997	45-82	1998
51	31-20	1997	13-38	2013	128	75-53	1997	45-83	1998
52	31-21	1997	13-39	2013	129	75-54	1997	45-84	1998
53	31-22	1997, 2011	13-40	2013	130	76-54	1997	45-85	1998
54	32-22	1997	13-41	2013	131	77-54	1997	45-86	1998
55	32-23	1997	14-41	2013	132	77-55	1997	46-86	1998
56	33-23	1997	15-41	2013	133	78-55	1997	47-86	1998
57	33-24	1997	16-41	2013	134	79-55	1997	47-87	1998
58	34-24	1997	16-42	2013	135	80-55	1997	47-88	1998
59	34-25	1997	16-43	2013	136	81-55	1997	47-89	1998
60	35-25	1997	16-44	2013	137	82-55	1997	47-90	1998
61	35-26	1997	17-44	1998, 2013	138	83-55	1997	47-91	1998
62	36-26	1997	18-44	1998, 2013	139	83-56	1997	47-92	1998
63	37-26	1997	18-45	2013	140	83-57	1997	47-93	1998
64	38-26	1997	19-45	1998, 2013	141	83-58	1997	47-94	1998
65	38-27	1997	19-46	1998, 2013	142	84-58	1997	47-95	1998
66	39-27	1997	20-46	1998, 2013	143	84-59	1997	48-95	1998
67	40-27	1997	20-47	1998, 2013	144	84-60	1997	48-96	1998
68	41-27	1997	21-47	1998, 2013	145	84-61	1997	48-97	1998
69	41-28	1997	21-48	1998	146	85-61	1997	48-98	1998
70	42-28	1997	21-49	1998	147	86-61	1997	48-99	1998
71	42-29	1997	22-49	1998, 2013	148	86-62	1997	48-100	1998
72	43-29	1997	23-49	1998, 2013	149	87-62	1997	48-101	1998
73	43-30	1997	24-49	1998, 2013	150	87-63	1997	49-101	1998
74	44-30	1997	24-50	1998, 2013	151	88-63	1997	49-102	1998
75	45-30	1997	25-50	1998, 2013	152	89-63	1997	50-102	1998
76	45-31	1997	25-51	1998	153	90-63	1997	50-103	1998
77	45-32	1997	26-51	1998, '99	154	90-64	1997	51-103	1998
78	46-32	1997	27-51	1998, '99, 2013	155	90-65	1997	51-104	1998
79	47-32	1997	27-52	1998, '99	156	90-66	1997	51-105	1998
80	48-32	1997	27-53	1998	157	91-66	1997	51-106	1998
81	48-33	1997	28-53	1998	158	92-66	1997	51-107	1998
82	49-33	1997	29-53	1998, '99	159	92-67	1997	52-107	1998
83	50-33	1997	30-53	1998, '99	160	92-68	1997	53-107	1998
84	50-34	1997	30-54	1998, '99	161	92-69	1997	54-107	1998
85	50-35	1997	30-55	1998, '99	162	92-70	1997	54-108	1998
86	50-36	1997	31-55	1998, '99					

HISTORY OF THE...
 HISTORICAL...
 MONTHLY...
 2010 IN REVIEW...
CLUB HISTORY
 FOOTBALLER HISTORY
 PLAYER DEVELOPMENT
 2017 OPPONENTS
 ANNUAL INFORMATION



ALL-TIME NUMERICAL ROSTER

1	Cookie Rojas	1993-96	Andy Fox	2007-09	Bo Porter	2007-09
	Luis Castillo	1997-2005	Brett Hayes	2010-12	Paul Lo Duca	2008
	Eric Reed	2006-07	Casey McGehee	2014	Bryan Petersen	2010-11
	Emilio Bonifacio	2009-12	Dee Gordon	2015-	Kevin Mattison	2012
	Jordany Valdespin	2014	Bob McClure	1993	José Fernández	2013-16
	Robert Andino	2016	Gary Sheffield	1993-98	Darrell Whitmore	1993-95
	Scott Pose	1993	David Berg	1999-2001	Jeff Pentland	1996
	Devon White	1996	Jeff Torborg	2002-03	Todd Dunwoody	1997-99
	Josh Booty	1997-98	Lenny Harris	2003-05	Sandy Martínez	2000
	Chris Capiński	2000	Gary Tuck	2006	Ramon Castro	2000-04
2	Marty Malloy	2002	Carlos Martínez	2007	Mike Jacobs	2006-08
	Damion Easley	2004-05	Carlos Tosca	2007-10	Jim Presley	2009-10
	Hankley Ramírez	2006-12	John Mallee	2010	Brandon Hyde	2010-11
	Gorkys Hernández	2012	Dewayne Wise	2011	Donovan Solano	2012-15
	Brett Butler	2014-15	Adam Greenberg	2012	Dave Magadan	1993-94
	Carl Everett	1993-94	Jeff Baker	2014-15	Matt Mantei	1995-96
	Quilvio Veras	1995-96	Chris Hammond	1993-96	Moises Alou	1997
	Edgar Rentería	1997	Jim Leyland	1997-98	Kevin Millar	1998-99
	Ryan Jackson	1998	Alex González	1999-2005	Mark Smith	2000
	Pablo Ozuna	2000-02	Robert Andino	2006-08	Jeff Abbott	2001
3	Chris Aquila	2004-06	Alejandro de Azá	2009	Lenny Harris	2003
	Jorge Cantú	2008-10	Mike Rivera	2010	Jeff Conine	2003-05
	Chad Tracy	2010	John Mallee	2011	Jim Presley	2007
	Joe Thurston	2011	Jose Lopez	2011	Wes Helms	2006, '08-11
	Nick Green	2012	Bryan Petersen	2012	Casey Kotchman	2013
	Adelny Hechavarría	2013-	Mike Redmond	2013-15	Reid Cornelius	2015
	Monty Farris	1993	Tomas Telis	2015	Tómas Telli	2016-
	Greg Colbrunn	1994-96	J.T. Realmuto	2016-	Jeff Conine	1993-97
	Mark Kotsay	1997-98	Doug Rader	1993-94	John Roskos	1998-99
	Randy Knorr	1998	Joe Breiden	1999-96, '99-2001	Mike Lowell	2000-05
4	Rusty Kuntz	2000	Bruce Kimm	1997-98	Jim Presley	2006
	Lyle Mouton	2001	Mike Mordecai	2002-05	Logan Kensing	2006-08
	Eric Owens	2001	Joe Dillon	2005	Anibal Sánchez	2009-12
	Brian Banks	2002	Cody Ross	2006-10	Rob Brantly	2012-13
	Gerald Williams	2003	Omar Infante	2012	Miguel Rojas	2015-
	Robert Andino	2005	Gil Velazquez	2013	Greg Briley	1993
	Alfredo Amézcaga	2006-09	Kike Hernández	2014	Jesús Tavarez	1994-96
	Joe Espada	2010-13	Reid Brignac	2015	Darren Daulton	1997
	Frank Menechino	2014-	Chris Johnson	2016	Vic Darensbourg	1998
	Logan Morrison	2012-13	Rob Natal	1993-97	Brian Edmondson	1998-99
5	Reed Johnson	2014	Dave Berg	1998	Miguel Cabrera	2003
	Casey McGehee	2015	John Boles	1999-2001	Mike Neu	2004
	Jeff Francoeur	2016	Ozzie Guillen	2002-03	Josh Wilson	2005
	Rick Rentería	1993-94	Paul Hoover	2007-08	Matt Treanor	2006-08
	Tommy Gregg	1995	Andy González	2009	Logan Kensing	2009
	Joe Orsulak	1996	Mike Lamb	2010	Nick Johnson	2009
	Jerry Manuel	1997	Will Ohman	2010	Scott Strickland	2010
	Lorenzo Bundy	1998	Omar Infante	2011	Logan Morrison	2010-11
	Ramon Castro	1999	Ozzie Guillen	2012	Justin Ruggiano	2012-13
	Andy Fox	2000-03	Chris Valaika	2013	J.T. Realmuto	2015-
6	Matt Treanor	2004-05	Marcel Ozuna	2014-	Justin Nicolino	2016
	Dan Uggla	2006-10	Gustavo Polidor	1993	Chuck Carr	1993-95
	Alfredo Amézcaga	2011	Jerry Browne	1994-95	John Boles	1996
	Scott Cousins	2012	Craig Grebeck	1996	Ralph Milliard	1997
	Jeff Mathis	2013-16	John Wehner	1997-98	Jesús Sánchez	1998-2001
	Kurt Abbott	1994-97	Jorge Fabregas	1999	Chad Allen	2003
	Mark Kotsay	1998-2000	Sandy Martínez	2000	Josh Beckett	2003-05
	Eric Owens	2001	Ryan Thompson	2001	Joe Borchard	2006-07
	Iván Rodríguez	2003	Todd Hollandsworth	2003	Jason Wood	2006-08
	Perry Hill	2002, '04-06, '11, '13-	Paul Lo Duca	2004	John Baker	2008-11
7	Alejandro de Azá	2007-09	Josh Willingham	2004-08	Heath Bell	2012
	Ross Gload	2009	Gaby Sánchez	2009-10	Miguel Olivo	2013
	Hector Luna	2010	John Buck	2011-12	Christian Yelich	2013-
	Jose Reyes	2012	Rob Leary	2013-14	Walt Weiss	1993
	Bret Barberie	1993-94	Martin Prado	2015-	Ron Tingley	1994
	Andre Dawson	1995-96, 2001-03	Rene Lachemann	1993-96	Rusty Kuntz	1995-96, '99-2000
	Jim Eisenreich	1997-98	Cliff Floyd	1997-99	Devon White	1997
	Preston Wilson	1998	Kevin Millar	2000-02	Alex González	1998
	Alex González	1999	Jack McKeon	2003-05	Vic Darensbourg	2000-02
	Tony Taylor	1999-2001	Paul Hoover	2006	Brian Banks	2003
8	Homer Bush	2002	Gaby Sánchez	2011-12	Joe Dillon	2005
	Tony Taylor	2004	Rafael Furcal	2014	Al Leiter	2005
	Bobby Meacham	2006	Dan Haren	2015	Ryan Jorgensen	2005
	Aaron Boone	2007	Oswaldo Arcia	2016	Mike Harkey	2006
	Dallas McPherson	2008	Geronimo Berroa	1993	Matt Lindstrom	2007-09
	Chris Coghlan	2009-13	Greg O'Halloran	1994	Donnie Murphy	2010-12
	Jhonatan Solano	2015	Eddie Zosky	1995	Nick Green	2013
	Benito Santlago	1993-94	Edgar Rentería	1996-98	Carter Capps	2014-16
	Terry Penitleton	1995-96	Jack Maloff	1999-2001	Charles Johnson	1994-98, 2001-02
	Gregg Zaun	1996-98	Eric Owens	2002	Danny Bautista	1999-2000
9	Guillermo García	1999	Perry Hill	2003	Chuck Smith	2000
	Mendy Lopez	2000	Wil Cordero	2004	Doug Davis	2003-04
	Ryan McGuire	2001	Paul Lo Duca	2005, 08	Randy Messenger	2005-07
	Juan Pierre	2003-05, 2013	Logan Kensing	2006	Byung-Hyun Kim	2007



ALL-TIME NUMERICAL ROSTER

	Andrew Miller	2008-10	Joe Dillon	2005	Brian Moehler	2005
	Javier Vázquez	2011	Jacque Jones	2008	Aríbal Sánchez	2006-08
	Wade LeBlanc	2012-13	Gaby Sánchez	2008-09	Edwin Rodríguez	2010-11
	Jacob Marisnick	2013-2014	Romny Paulino	2009-10	Randy Choate	2012
24	Jarred Cosart	2014-16	Greg Dobbs	2011-2014	Sam Dyson	2013-15
	Alex Arias	1993	Randy Wolf	2014	Edwin Jackson	2016
	Richie Lewis	1993-95	Lenny Harris	2015-16	Mike Jeffcoat	1994
	Félix Heredia	1996	Nigel Wilson	1993	Rich Scheid	1994-95
	Bobby Bonilla	1997	Willie Banks	1995	Aaron Small	1995
	Kirt Ojala	1998-99	Matt Whisenant	1997	Ralph Milliard	1996
	Tony Perez	2001-03	Craig Counsell	1997-99	Tommy Sandt	1997-98
	Miguel Cabrera	2004-07	Chris Clapinski	1999	Fredi Gonzalez	1999
	Cameron Maybin	2008-10	Cliff Floyd	2000-02	Julio Ramirez	1999
	Mike Cameron	2011	Tim Raines	2002	Brant Brown	2000
	Nathan Eovaldi	2012-14	Luis Dorante	2005	Jason Grilli	2001
	André Rienzo	2015	Miguel Olivo	2006-07	Darren Oliver	2004
25	Matias Carrillo	1993-94	Mark Hendrickson	2008	Rudy Seanez	2004
	Steve Decker	1995	John Koronka	2009	Frank Castillo	2005
	Al Leiter	1996-97	Brian Barden	2010	Renyel Pinto	2006-10
	Bobby Bonilla	1998	Eduardo Perez	2011-12	Elih Villanueva	2011
	Todd Zelle	1998	Plácido Polanco	2013	Henderson Álvarez	2013-15
	Derrek Lee	1998-2003	Don Kelly	2015	Cody Hall	2016
	Hee Seop Choi	2004	Colin Rea	2016	Chris Hammond	1993
	David Weathers	2004	Hunter Cervenka	2016-	Mark Gardner	1994
	Carlos Delgado	2005	Robb Nen	1993-97	Rick Williams	1995-96
	Joe Girardi	2006	Rich Dubee	1998-2001	Rob Stanifer	1997-98
	Brett Carroll	2007-10	Mike Piazza	1998	Reid Cornelius	1999-2000
	Jack McKeon	2011	Brad Penny	2001-04	Brad Arnsberg	2002-03
	Gary Thurman	2012	Ismael Valdez	2004-05	Rick Helling	2003
	Joe Mauer	2013	John Gall	2007	Josias Manzanillo	2004
	Andrew Heaney	2014	Bo Porter	2008	Mark Willey	2005
	Mike Goff	2015	Burke Badenhop	2009-11	Brian Moehler	2006
26	Richie Lewis	1993	Steve Cishek	2012-15	Byung-Hyun Kim	2007
	Alex Arias	1993-97	Don Kelly	2016	Daniel Barone	2007-08
	Tim Hyers	1999	Mike Myers	1995	Reid Cornelius	2010, 2013-14
	Paul Bako	2000	Alejandro Peña	1995-96	Randy Choate	2011
	Henry Rodríguez	2000	Alex Fernández	1997, '99-2000	Carlos Zambrano	2012
	Nate Rolison	2000	Tim Raines	2002	Michael Morse	2015
	Wayne Rosenthal	2003-04	Nate Robertson	2002	Reid Cornelius	2016
	Valerio de los Santos	2005	Juan Alvarez	2003	Orestes DeStrade	1993-94
	Todd Linden	2007	Travis Smith	2005	Jay Powell	1996-98
	Luis Gonzalez	2008	Dean Treanor	2006	Brian Daubach	1998
	Austin Kearns	2012-13	Clay Hensley	2010-11	Vladimir Nuñez	1999
	Arquimedes Caminero	2014	Matt Diaz	2013	Blaine Neal	2003
	Dan Jennings	2015	Derek Dietrich	2014-	Ben Howard	2004
27	Luis Aquino	1993-94	Frank Reberger	1993-94	Michael Neu	2004
	Matt Dunbar	1995	John Burkett	1995-96	Rick Kranitz	2006-07
	Rich Garcés	1995	Rick Helling	1996-97	Wes Helms	2008
	Kevin Brown	1996-97	Kirt Ojala	1997	Ryan Tucker	2008
	Derrek Lee	1998	Matt Mantei	1998-99	Dave Davidson	2009
	Todd Zelle	1998	Fredi Gonzalez	1999-2001, '07-10	Nate Robertson	2010
	Kevin Orne	1998-99	Toby Borland	2002-04	Chris Hatcher	2010-13
	Manny Aybar	2000	Harry Dunlop	2005	Jarrod Saltalamacchia	2014-15
	Chad Mottola	2001	Scott Cousins	2011	John Johnstone	1993-95
	Mike Gulian	2001	Jacob Turner	2012-14	Billy McMillon	1996-97
	Abraham Nuñez	2002, '04	Brad Penny	2014	Chris Hammond	1998
	Vladimir Nuñez	2003	Dustin McGowan	2016-	Vic Darenbourg	1998-2000
	Chad Bentz	2005	Bryan Harvey	1993-95	Henry Rodríguez	2000
	Jeremy Hermida	2005-09	Jose Morales	1996	Nate Bump	2003-05
	Giancarlo Stanton	2010-	Luis Castillo	1996	Nate Field	2007
28	Vada Pinson	1993-94	Brian Meadows	1998-99	Jim Presley	2008-09
	Mark Gardner	1995	Dan Miceli	2000-01	Kiko Calero	2009
	John Cangelosi	1997-98	A.J. Burnett	2002-05	Mike Dunn	2011-16
	Mike Lowell	1999	Scott Olsen	2006-08	Jim Corsi	1993
	Brad Penny	2000-01	Jorge Sosa	2010	Tony Saunders	1997
	Rich Dubee	2001	Edward Mujica	2011-12	Oscar Henriquez	1998
	Bill Robinson	2002-05	Tom Koehler	2012-	Braden Looper	1999-2003
	Jason Wood	2006-07	David Weathers	1993-96	Frank Gracesqui	2004
	Mark Willey	2008-09	Jerry Brooks	1996	John Riedling	2005
	Scott Cousins	2010	Kurt Miller	1997	Todd Wellemeyer	2006
	Joey Cora	2012	Jason Grilli	2000	Wes Obermueller	2007
	Alex Sanabia	2013	Gary Knotts	2002	Chris Volstad	2008-11
	Anthony DeSclafani	2014	Dontrelle Willis	2003-07	Gil Velazquez	2012
	Cole Gillespie	2015-16	Doug Waechter	2008	Rob Leary	2013
29	Henry Cotto	1993	Burke Badenhop	2009	Chris Hatcher	2014
	Mario Diaz	1994-95	Tarnick Brock	2010	David Phelps	2015
	Josh Booty	1996	Reid Cornelius	2012	Justin Bour	2016
	Joe Siddall	1996	Brian Flynn	2013-14	Rich Rodriguez	1993
	Milt May	1997-98	Mat Latos	2015	Jeremy Hernández	1994-95
	Bruce Aven	1999	Chris Reed	2015	Dennis Cook	1997
	Ricky Bones	2000-01	David Phelps	2016-	RETIRED (Jackie Robinson)	
	Jeff Cox	2002	Bobby Witt	1995	Ron Tingley	1994
	Armando Almanza	2003	Andy Larkin	1996, '98	Russ Morman	1994-97
	Larry Sutton	2004	Vladimir Nuñez	1999-2003	Jose Morales	1995

FOOTBALL HISTORY | HOCKEY HISTORY | BASKETBALL HISTORY | TENNIS HISTORY | GOLF HISTORY | BASEBALL HISTORY | SOFTBALL HISTORY | VOLLEYBALL HISTORY | RUGBY HISTORY | OTHER SPORTS HISTORY | ALL-TIME NUMERICAL ROSTER | MEDIA HISTORY | CLUB HISTORY | 2017 MEDIA GUIDE



ALL-TIME NUMERICAL ROSTER

	Miguel Batista	1996	Byung-Hyun Kim	2007	Scott McGough	2015
	Eric Ludwick	1998	Randy St. Claire	2010	Fernando Rodney	2016
	Archie Cobbin	1999	Reid Cornelius	2011	Bob McClure	1994
	A.J. Burnett	1999-2001	Arquimedes Caminero	2013	Antonio Alfonseca	1997-2001, '05
	Juan Encarnacion	2002-05	Carlos Marmol	2014	Tommy Phelps	2003-04
	Matt Cepicky	2006	Brian Ellington	2015-	Chad Bentz	2005
	Jose Veras	2010	Terry McGriff	1993	Taylor Tankersley	2006-10
	Vinny Rottino	2011	Brian Drahman	1994	Chad Gaudin	2012
	Dan Jennings	2012-14	Buddy Groom	1996	Stephen Ames	2013
	Jo-Jo Reyes	2016	Bill Hurst	1995	Bryan Morris	2014-16
44	Odrisamer Despaigne	2016-	Ryan Dempster	1998	Joe Klink	1993
	Cris Carpenter	1993	Archie Corbin	1999	Yorkie Perez	1994-96
	Willie Fraser	1994	Joe Strong	2000-01	Dave Berg	1998
	Rob Murphy	1995	Julian Tavarez	2002	Michael Tejera	1999, 2002-04
	Alejandro Peña	1995	Aaron Small	2004	Harvey Garcia	2007
	Marc Valdes	1995-96	Todd Jones	2005	Mauro Zarate	2007
	Donn Pall	1997-98	Jorge Julio	2007	Mike Rabelo	2008
	Preston Wilson	1999-2002	Erasmio Ramirez	2007	Brad Davis	2010
	Allen Levrault	2003	Marcos Carvajal	2007	Ryan Webb	2011-13
	Chad Fox	2004	Graham Taylor	2009	Raudel Lazo	2015-
	Chris Resop	2006	Jose Ceda	2010-12	Jay Powell	1995-96
	Brian Sanchez	2009-11	Chad Qualls	2013	Hector Almonte	1999
45	A.J. Ramos	2012-	Erik Cordier	2015	Guillermo Mota	2004-05
	Russ Morman	1995-96	Trevor Hoffman	1993	Jose Garcia	2006
	Rich Donnelly	1997-98	Terry Mathews	1994-96	Chris Seddon	2007
	Amoury Garcia	1999	Rich Dubea	1998	Jesús Delgado	2008-09
	Chuck Smith	2000-01	Justin Speier	1998	Brett Hayes	2009
	Carl Pavano	2002-04	Matt Clement	2001	Alex Sanabia	2010-11
	Jim Mecir	2005	Chris Resop	2005	Ed Lucas	2013-14
	Yusmeiro Petit	2006	Ross Wolf	2007	Gabe Gonzalez	1998
	Eulogio De La Cruz	2008	Cristhian Martinez	2009	Carlos Martinez	2006-09
	Sean West	2009-10	Jay Buente	2010	Adalberto Mendez	2010
	Carlos Lee	2012	Randy St. Claire	2011-12	Jon Rauch	2013
	Kevin Slowey	2013-14	Derek Dietrich	2013	J.T. Realmuto	2014
46	Chris Narveson	2015	Ichiro Suzuki	2015-	Justin Nicolino	2015
	Ryan Bowen	1993-95	Mitch Lyden	1993	Liván Hernández	1996-99
	Donn Pall	1996	Randy Veres	1995	Josh Beckett	2001-03
	Gabe Gonzalez	1998	Mark Hutton	1996-97	Reggie Abercrombie	2006-07
	Bruce Aven	1999	Ed Vosberg	1997	Jesús Delgado	2008
	Ryan Dempster	1999-2002	Mike Redmond	1998-2004	Brett Sinkbell	2010
	Carl Pavano	2002	Jim Crowell	2005	Adam Conley	2015-
	Oswaldo Mairena	2002	Sergio Mitre	2006-07	Hansel Iquintero	2002
	Matt Perishe	2004-05	Luis Ayala	2009	Scott Olsen	2005
	Joe Nelson	2008	Chris Leroux	2010	Franklyn German	2006
	Juan Carlos Oviedo	2009-11	Brad Hand	2011-15	Jose Ureña	2015-
	Koyie Hill	2013	Marcel Lachemann	1993-94	Kevin Gregg	2007-08, 2014
	Garrett Jones	2014	Kurt Miller	1994-96	Chris Leroux	2009-10
	Nick Masset	2015	Juan Acevedo	2001	Henry Rodriguez	2014
47	Kyle Barraclough	2015-	Nate Teut	2002	Kendry Flores	2015-16
	Junior Félix	1993	Arthur Rhodes	2008	Tim Wood	2009-10
	Jeff Mutis	1994	Dan Meyer	2009-10	Duane Below	2013
	Larry Rothschild	1995-97	Jay Buente	2011	Nick Wittgren	2016-
	Rafael Medina	1998-99	Sandy Rosario	2011-12	Scott Tyler	2007
	John Mabry	2001	Kyle Skipworth	2013	Jai Miller	2008
	Graeme Lloyd	2002	Xavier Scruggs	2010	Sandy Rosario	2010
	Jeff Cox	2002-05	Matt Turner	1993	Austin Brice	2016
48	Ricky Nolasco	2006-13	Joe Fontenot	1998	Burke Badenhop	2008
	John Pierson	2013	Blaine Neal	2001-02	Steve Cishek	2010-11
	Pat Rapp	1993-97	Logan Kensing	2004-05	Jarlin Garcia	2016-
	Manuel Barrios	1998	Jeff Fulchino	2006	Pierre Arsenault	2002-10
	Brent Billingsley	1999	Steve Foster	2007-09	Edgar Olmos	2013
	Ron Mahay	2000	Hunter Jones	2013-15	Harvey Garcia	2007
	Johnny Ruffin	2001	Jhan Mariñez	2010	Destin Hood	2016-
	Justin Wayne	2002-04	Matt Dominguez	2011	Pat Shine	2014-16
	Paul Quantrill	2005	Jordan Brown	2013	John Maine	2013
	Joe Borowski	2006	Wei-Yin Chen	2016-	Ugueth Urbina	2003
	Lee Gardner	2007-08	Steve Decker	1993	Yorman Bazardo	2005
	Brendan Donnelly	2009	Armando Almanza	1999-02	Jeffrey Urgelles	2011-
	Hayden Penn	2009	Mark Redman	2003	Jack Armstrong	1993
	James Houser	2010	Josh Johnson	2005-12	Henry Owens	2007
	Marcell Ozuna	2013	Chuck Hernández	2013-15	Yefri Pérez	2016-
	Justin Bour	2014-15	Nefi Ogando	2016	Billy Koch	2004
	Andrew Cashner	2016	Joel Adamson	1996	Tim Spooneybarger	2003
49	Charlie Hough	1993-94	Gary Knotts	2001		
	Félix Heredia	1997-98	Kevin Olsen	2001-03		
	Dennis Springer	1999	Jason Vargas	2005-06		
	Benito Baez	2001	Rick VandenHurk	2007-10		
	Chad Fox	1994-97, 2003	Ozzie Martinez	2010-11		
	Armando Benitez	2004-07	Mark Buehrle	2012		
	Ron Villone	2005	Zach Phillips	2013		
	Matt Herges	2006	Vin Mazzaro	2015		

- Numbers represent Marlins players through the completion of the 2016 season.



ALL-TIME PLAYER ROSTER

In their 24-year history, over 520 different players have represented the Marlins franchise. In 2016, there were 22 new players added to the all-time roster (players on 40-man roster with Major League experience are in bold).

Player Name	Position	Year(s)	Player Name	Position	Year(s)	Player Name	Position	Year(s)
A			C			Ege, Cody	LHP	2016
Abbott, Jeff	OF	2001	Cabrera, Miguel	INF/OF	2003-07	Eisenreich, Jim	OF/INF	1997-98
Abbott, Kurt	INF	1994-97	Calero, Kiko	RHP	2009	Ellington, Brian	RHP	2015-
Abercrombie, Reggie	OF	2006-07	Cameron, Mike	OF	2011	Encarnacion, Juan	OF	2002-03, '04-05
Acevedo, Juan	RHP	2001	Caminero, Arquemedes	RHP	2013-14	Eovaldi, Nathan	RHP	2012-14
Adamson, Joel	LHP	1996	Cangelosi, John	OF	1997-99	Esch, Jake	RHP	2016-
Aguiar, Chris	OF	2004-06	Cantú, Jorge	INF	2008-10	Everett, Carl	OF	1993-94
Alfonseca, Antonio	RHP	1997-2001, '05	Capps, Carter	RHP	2014-16	F		
Allen, Chad	OF	2003	Carpenter, Kris	RHP	1993	Fabregas, Jorge	C	1999
Almanza, Armando	LHP	1999-2003	Carr, Chuck	OF	1993-95	Farris, Monty	OF	1993
Almonte, Hector	RHP	1999	Carrillo, Matias	OF	1993-94	Félix, Junior	OF	1993
Alou, Moises	OF	1997	Carroll, Brett	OF	2007-10	Fernández, Alex	RHP	1997, '99-2000
Álvarez, Henderson	RHP	2013-15	Carvajal, Marcos	RHP	2007	Fernández, José	RHP	2013-16
Álvarez, Juan	LHP	2003	Cashner, Andrew	RHP	2016	Field, Nate	RHP	2007
Ames, Stephen	RHP	2013	Castillo, Frank	RHP	2005	Flores, Kendry	RHP	2015-16
Amézaga, Alfredo	INF/OF	2006-09, '11	Castillo, Luis	INF	1996-2005	Floyd, Cliff	OF	1997-2002
Andino, Robert	INF	2005-08, '16	Castro, Ramon	C	1999-2004	Flynn, Brian	LHP	2013-14
Aquino, Luis	RHP	1993-94	Ceda, Jose	RHP	2010-13	Fontenot, Joe	RHP	1998
Arcia, Oswaldo	OF	2016	Chen, Hunter	RHP	2016-	Fox, Andy	INF	2000-03
Arías, Alex	INF	1993-97	Cepicky, Matt	OF	2006	Fox, Chad	RHP	2003-04
Armstrong, Jack	RHP	1993	Chen, Wei-Yin	LHP	2016-	Francouer, Jeff	OF	2016
Aven, Bruce	OF	1999	Choate, Randy	LHP	2011-12	Fraser, Willie	RHP	1994
Ayala, Luis	RHP	2009	Choi, Hee Seop	1B	2004	Fulchino, Jeff	RHP	2006
Aybar, Manny	RHP	2000	Cishek, Steve	RHP	2010-15	Furcal, Rafael	INF	2014
B			Ciapiński, Chris	INF	1999-2000	G		
Badenhop, Burke	RHP	2008-11	Clemens, Paul	RHP	2016	Gall, Jotin	OF	2007
Baez, Benito	LHP	2001	Clement, Matt	RHP	2001	Gall, Jotin	OF	2007
Baker, Jeff	INF	2014-15	Coghlan, Chris	OF	2009-13	Garces, Rich	RHP	1995
Baker, John	C	2008-11	Colbrunn, Greg	INF	1994-96	Garcia, Amaury	INF	1999
Bako, Paul	C	2000	Conine, Jeff	IF/OF	1993-97, 2003-05	Garcia, Guillermo	C	1999
Banks, Brian	INF/OF	2002-03	Conley, Adam	LHP	2015-	Garcia, Harvey	RHP	2007-09
Banks, Willie	RHP	1995	Cook, Dennis	LHP	1997	Garcia, Jose	RHP	2006
Barberie, Bret	INF	1993-94	Corbin, Archie	RHP	1999	Gardner, Lee	RHP	2007-08
Barden, Brian	INF	2010	Cordero, Wil	IF/OF	2004	Gardner, Mark	RHP	1994-95
Barone, Daniel	RHP	2007	Cordier, Erik	RHP	2015	Gaudin, Chad	RHP	2012
Barracough, Kyle	RHP	2015-	Cornelius, Reid	RHP	1999-2000	German, Franklyn	RHP	2006
Barríos, Manuel	RHP	1998	Corsi, Jim	RHP	1993	Gillespie, Cole	OF	2015-16
Batista, Miguel	RHP	1996	Cosart, Jared	RHP	2014-16	Gload, Ross	INF/OF	2009
Bautista, Danny	OF	1999-2000	Cotto, Henry	OF	1993	Gonzalez, Alex	RHP	1998-2005
Bazardo, Yorman	RHP	2005	Counsell, Craig	INF	1997-99	Gonzalez, Andy	INF	2009
Beckett, Josh	RHP	2001-05	Cousins, Scott	OF	2010-12	Gonzalez, Gabe	LHP	1998
Bell, Heath	RHP	2012	Crowell, Jim	LHP	2005	Gonzalez, Luis	OF	2008
Below, Duane	LHP	2013	D			Gordon, Dee	INF	2015-
Benitez, Armando	RHP	2004, '07	Darenbourg, Vic	LHP	1998-2002	Gracesful, Frank	RHP	2004
Bentz, Chad	LHP	2005	Daubach, Brian	INF	1998	Grebeck, Craig	INF	1996
Berg, David	INF	1998-2001	Daulton, Darren	INF	1997	Green, Nick	INF	2012-13
Berroa, Gerónimo	OF	1993	Davidson, Dave	INF	2009	Greenberg, Adam	OF	2012
Billingsley, Brent	LHP	1999	Davis, Brad	C	2010-11	Gregg, Kevin	RHP	2007-08, 2014
Bones, Ricky	RHP	2000-01	Dawson, Andre	OF	1995-96	Gregg, Tommy	OF	1995
Bonifacio, Emilio	INF	2009-12	De Aza, Alejandro	OF	2007, '09	Grilli, Jason	RHP	2000-01
Bonilla, Bobby	INF	1997-98	De La Cruz, Eulogio	RHP	2008-09	Groom, Buddy	LHP	1995
Boone, Aaron	INF	2007	De Los Santos, Valerio	LHP	2005	Gulan, Mike	INF	2001
Booty, Josh	INF	1996-98	Decker, Steve	C	1993, '95	H		
Borchard, Joe	OF	2006-07	Delgado, Carlos	INF	2005	Hall, Cody	RHP	2016
Boriand, Toby	RHP	2002-04	Delgado, Jesús	RHP	2008	Hammond, Chris	LHP	1993-96, '98
Borowski, Joe	RHP	2006	Dempster, Ryan	RHP	1998-2002	Hand, Brad	RHP	2011-16
Bour, Justin	INF	2014-	DeScalfani, Anthony	RHP	2014	Haren, Dan	RHP	2015
Bowen, Ryan	RHP	1993-95	Despaigne, Odrisamer	RHP	2016-	Harris, Lenny	INF/OF	2003-05
Brantly, Rob	C	2012-13	Destrade, Orestes	INF	1993-94	Harvey, Bryan	RHP	1993-95
Breslow, Craig	LHP	2016	Diaz, Mario	INF	1994-95	Hatcher, Chris	C/RHP	2010-14
Brice, Austin	RHP	2016	Diaz, Matt	OF	2013	Hayes, Brett	C	2009-12
Brignac, Reid	INF	2015	Dietrich, Derek	INF	2013-	Heaney, Andrew	LHP	2014
Briley, Greg	OF	1993	Dillon, Joe	INF	2005	Hechavarria, Adelyn	INF	2013-
Brooks, Jerry	C	1996	Dobbs, Greg	INF/OF	2011-14	Helling, Rick	RHP	1996-97, 2003
Brown, Brant	OF	2000	Dominguez, Matt	INF	2011	Helms, Wes	INF/OF	2006, '08-11
Brown, Jordan	OF	2013	Donnelly, Brendan	RHP	2009	Hendrickson, Mark	LHP	2008
Brown, Kevin	RHP	1996-97	Draftman, Brian	RHP	1994	Henriquez, Oscar	RHP	1998
Browne, Jerry	INF/OF	1994-95	Dunbar, Matt	LHP	1995	Hensley, Clay	RHP	2010-11
Buck, John	C	2012	Dunn, Mike	LHP	2011-16	Heredia, Félix	LHP	1996-98
Buehrle, Mark	LHP	2012	Dunwoody, Todd	OF	1997-99	Herges, Matt	RHP	2006
Buente, Jay	RHP	2010-11	Dyson, Sam	RHP	2013-15	Hermida, Jeremy	OF	2005-09
Bump, Nate	RHP	2003-05	E			Hernández, Gorkys	OF	2012
Burkett, John	RHP	1995-96	Easley, Damien	INF/OF	2004-05	Hernández, Jeremy	RHP	1994-95
Burnett, A.J.	RHP	1999-2005	Edmondson, Brian	RHP	1998-99	Hernández, Kike	INF	2014
Bush, Homer	INF	2002						

ROSTER OPTICS | FIELD TIME | MONTHS | 2016 IN REVIEW | CLUB HISTORY | POSTSEASON HISTORY | PLAYERS DEVELOPMENT | 2017 PROSPECTS | ANNUAL INFORMATION



ALL-TIME PLAYER ROSTER

Hernández, Livan	RHP	1996-99	Mahay, Ron	LHP	2000	Olsen, Kevin	RHP	2001-03
Hill, Koyie	C	2013	Mahoney, Joe	INF	2013	Olsen, Scott	LHP	2005-08
Hoffman, Trevor	RHP	1993	Maine, John	RHP	2013	Orie, Kevin	INF	1998-99
Hollandsworth, Todd	OF	2003	Mairena, Oswaldo	LHP	2002	Orsulak, Joe	OF	1996
Hood, Destin	OF	2016-	Malloy, Marty	INF	2002	Oviedo, Juan Carlos	RHP	2009-11
Hoover, Paul	C	2006-08	Mantel, Matt	RHP	1995-96, 98-99	Owens, Eric	OF	2001-02
Hough, Charlie	RHP	1993-94	Manzanillo, Josias	RHP	2004	Owens, Henry	RHP	2007-08
Houser, James	LHP	2010	Maríñez, Jhan	RHP	2010-11	Ozuna, Marcell	OF	2013-
Howard, Ben	RHP	2004	Marisnick, Jake	OF	2013-14	Ozuna, Pablo	INF	2000-02
Hurst, Bill	RHP	1996	Marmol, Carlos	RHP	2014			
Hutton, Mark	RHP	1996-97	Martínez, Carlos	RHP	2006-09	P		
Hyers, Tim	INF/OF	1999	Martínez, Cristhian	RHP	2009-10	Pall, Donn	RHP	1996-98
			Martínez, Sandy	C	2000	Paulino, Ronny	C	2009-10
I			Martínez, Ozzie	INF	2010-11	Pavano, Carl	RHP	2002-04
Infante, Omar	INF	2011-12	Masset, Nick	RHP	2015	Peña, Alejandro	RHP	1995-96
Izquierdo, Hansel	RHP	2002	Mathews, Terry	RHP	1994-96	Pendleton, Terry	INF	1995-96
			Mathis, Jeff	C	2013-16	Penn, Hayden	RHP	2009-10
J			Mattison, Kevin	OF	2012-13	Penny, Brad	RHP	2000-04, '14
Jackson, Edwin	RHP	2016	Maybin, Cameron	OF	2008-10	Pérez, Yefri	UTL	2016-
Jackson, Ryan	IF/OF	1998	Mazza, Vin	RHP	2015	Pérez, Yorlis	LHP	1994-96
Jacobs, Mike	INF	2006-08	McClure, Bob	LHP	1993	Perisho, Matt	LHP	2004-05
Jeffcoat, Mike	LHP	1994	McGehee, Casey	INF	2014-15	Petersen, Bryan	OF	2010-13
Jennings, Dan	LHP	2012-14	McGough, Scott	RHP	2015	Petit, Yusmeiro	RHP	2006
Johnson, Charles	C	1994-98, 2001-02	McGowan, Dustin	RHP	2016-	Phelps, David	RHP	2015-
Johnson, Chris	INF	2016	McGriff, Terry	C	1993	Phelps, Tommy	LHP	2003-04
Johnson, Josh	RHP	2005-12	McGuire, Ryan	INF/OF	2001	Phillips, Zach	LHP	2013
Johnson, Nick	INF	2009	McMillon, Billy	OF	1996-97	Piazza, Mike	C	1998
Johnson, Reed	OF	2014	McPherson, Dallas	INF	2008-09	Pierre, Juan	OF	2003-05, '13
Johnstone, John	RHP	1993-95	Meadows, Brian	RHP	1998-99	Pinto, Renyel	LHP	2006-10
Jones, Garrett	INF	2014	Mecir, Jim	RHP	2005	Polanco, Placido	INF	2013
Jones, Hunter	RHP	2010	Medina, Rafael	RHP	1998-99	Polidor, Gustavo	INF	1993
Jones, Jacque	OF	2008	Mendez, Adalberto	RHP	2010-11	Pose, Scott	OF	1993
Jones, Todd	RHP	2005	Messenger, Randy	RHP	2005-07	Powell, Jay	RHP	1995-98
Jorgensen, Ryan	C	2005	Meyer, Dan	LHP	2009-10	Prado, Martín	INF	2015-
Julio, Jorge	RHP	2007	Miceli, Dan	RHP	2000-01			
			Miller, Kevin	INF/OF	1998-2002	Q		
K			Miller, Andrew	LHP	2008-10	Qualls, Chad	RHP	2013
Kearns, Austin	OF	2012-13	Miller, Jai	OF	2008-09	Quantrell, Paul	RHP	2005
Kelly, Don	INF	2015-16	Miller, Justin	RHP	2007-08			
Kensing, Logan	RHP	2004-09	Miller, Kurt	RHP	1994, '96-97	R		
Kim, Byung-Hyun	RHP	2007	Millard, Ralph	INF	1996-97	Rabelo, Mike	C	2008-09
Klink, Joe	LHP	1993	Mitre, Sergio	RHP	2006-08	Raines, Tim	OF	2002
Knorr, Randy	C	1998	Moehler, Brian	RHP	2005-06	Ramírez, Erasmo	LHP	2007
Knotts, Gary	RHP	2001-02	Mordecai, Mike	INF	2002-05	Ramírez, Hanley	INF	2006-12
Koch, Billy	RHP	2004	Morman, Russ	INF	1994-97	Ramírez, Julio	OF	1999
Koehler, Tom	RHP	2012-	Morris, Bryan	RHP	2014-16	Ramos, AJ	RHP	2012-
Koronka, John	LHP	2009	Morrison, Logan	INF/OF	2010-13	Rapp, Pat	RHP	1993-97
Kotchman, Casey	INF	2013	Morse, Michael	INF	2015	Rauch, Jon	RHP	2013
Kotsay, Mark	OF	1997-2000	Mota, Guillermo	RHP	2004-05	Rea, Collin	RHP	2016
			Mottola, Chad	OF	2001	Realmutto, J.T.	C	2014-
L			Mouton, Lyle	OF	2001	Redman, Mark	LHP	2003
Lamb, Mike	INF	2010	Mujica, Edward	RHP	2011-12	Redmond, Mike	C	1998-2004
Larkin, Andy	RHP	1996, '98	Murphy, Donnie	INF	2010-12	Reed, Chris	LHP	2015
Latos, Mat	RHP	2015	Murphy, Rob	LHP	1995	Reed, Eric	OF	2006-07
Lazo, Raudel	LHP	2015-	Mutis, Jeff	LHP	1994	Rentería, Edgar	INF	1996-98
LeBlanc, Wade	LHP	2012-13	Myers, Mike	LHP	1995	Rentería, Rich	INF	1993-94
Lee, Carlos	INF	2012				Resop, Chris	RHP	2005-06
Lee, Derrek	INF	1998-2003	N			Reyes, Jo-Jo	LHP	2016
Leiter, Al	LHP	1996-97, 2005	Narveson, Chris	LHP	2015-16	Reyes, Jose	INF	2012
Leroux, Chris	RHP	2009-10	Natal, Bob	C	1993-97	Rhodes, Arthur	LHP	2008
Levrault, Allen	RHP	2003	Neal, Blaine	RHP	2001-03	Riedling, John	RHP	2005
Lewis, Richie	RHP	1993-95	Nelson, Joe	RHP	2008	Rienzo, Andre	RHP	2015-
Linden, Todd	OF	2007	Nen, Robb	RHP	1993-97	Rivera, Mike	C	2010
Lindstrom, Matt	RHP	2007-09	Neu, Mike	LHP	2004	Robertson, Nate	LHP	2002, '10
Lloyd, Graeme	LHP	2002	Nicolino, Justin	LHP	2015-	Rodney, Fernando	RHP	2016
Lo Duca, Paul	C	2004-05, '08	Nolasco, Ricky	RHP	2006-13	Rodríguez, Henry	OF	2000
Looper, Braden	RHP	1999-2003	Núñez, Abraham	OF	2002, '04	Rodríguez, Henry	RHP	2014
Lopez, Jose	INF	2011	Núñez, Vladimir	RHP	1999-2003	Rodríguez, Ivan	C	2003
Lopez, Mendy	INF	2000				Rodríguez, Rich	LHP	1993
Lowell, Mike	INF	1999-2005	O			Rojas, Miguel	INF	2015-
Lucas, Ed	INF	2013-14	O'Halloran, Greg	C/F	1994	Rolison, Nate	INF	2000
Ludwick, Eric	RHP	1998	Obermuller, Wes	RHP	2007	Rosario, Sandy	RHP	2010-12
Luna, Hector	INF	2010	Osando, Nefi	RHP	2016	Roskos, John	INF	1998-99
Lyden, Mitch	C	1993	Ohman, Will	LHP	2010	Ross, Cody	OF	2006-10
			Ojala, Kirt	LHP	1997-99	Rottino, Vinny	INF/OF	2011
M			Oliver, Darren	LHP	2004	Ruffin, Johnny	RHP	2001
Mabry, John	OF	2001	Olivo, Miguel	C	2006-07, '13	Ruggiano, Justin	OF	2012-13
Magadan, Dave	INF	1993-94	Olmos, Edgar	LHP	2013			



ALL-TIME PLAYER ROSTER

S

Saltalamacchia, Jarrod	C	2014-15
Sanabria, Alex	RHP	2010-13
Sanches, Brian	RHP	2009-11
Sánchez, Anibal	RHP	2006-12
Sánchez, Gaby	INF	2008-12
Sánchez, Jesús	LHP	1998-2001
Santiago, Benito	C	1993-94
Saunders, Tony	LHP	1997
Scheid, Rich	LHP	1994-95
Scruggs, Xavier	INF	2016
Seanez, Rudy	RHP	2004
Seddon, Chris	LHP	2007
Sheffield, Gary	INF/OF	1993-98
Siddall, Joe	C	1996
Sinkbell, Brett	RHP	2010
Skipworth, Kyle	C	2013
Slowey, Kevin	RHP	2013-14
Small, Aaron	RHP	1995, 2004
Smith, Chuck	RHP	2000-01
Smith, Mark	OF	2000
Smith, Travis	RHP	2005
Solano, Donovan	INF	2012-15
Solano, Jhonatan	C	2015
Sosa, Jorge	RHP	2010
Speier, Justin	RHP	1998
Spooneybarger, Tim	RHP	2003
Springer, Dennis	RHP	1999
Stanifer, Rob	RHP	1997-98
Stanton, Giancarlo	OF	2010-2010
Strickland, Scott	RHP	2000-01
Strong, Joe	RHP	2004
Sutton, Larry	INF	2004
Suzuki, Ichiro	OF	2015-

T

Tankersley, Taylor	LHP	2006-10
Tavarez, Jesús	OF	1994-96
Tavarez, Julian	RHP	2002

Taylor, Graham	LHP	2009
Tejera, Michael	LHP	1999, 2002-04
Telis, Tomás	C	2015-
Teut, Nate	LHP	2002
Thompson, Ryan	OF	2001
Thurston, Joe	OF	2011
Tingley, Ron	C	1994
Tracy, Chad	INF	2010
Treanor, Matt	C	2004-08
Tucker, Ryan	RHP	2008
Turner, Jacob	RHP	2012-14
Turner, Matt	RHP	1993

U

Uggla, Dan	INF	2006-10
Urbina, Ugueth	RHP	2003
Ureña, Jose	RHP	2015-

V

Valaika, Chris	INF	2013
Valdes, Marc	RHP	1995-96
Valdespin, Jordany	INF/OF	2014-15
Valdez, Ismael	RHP	2004-05
VandenHurk, Rick	RHP	2007-10
Vargas, Jason	LHP	2005-06
Vázquez, Javier	RHP	2011
Velazquez, Gil	INF	2012-13
Veras, Jose	RHP	2010
Veras, Quilvio	INF	1995-96
Veras, Randy	RHP	1995
Villanueva, Elh	RHP	2011
Villone, Ron	LHP	2005
Volstad, Chris	RHP	2008-11
Vosberg, Ed	LHP	1997

W

Waechter, Doug	RHP	2008
Wayne, Justin	RHP	2002-04
Weathers, Dave	RHP	1993-96, 2004
Webb, Ryan	RHP	2011-13

Wehner, John	INF/OF	1997-98
Weiss, Walt	INF	1993
Wellemeier, Todd	RHP	2006
West, Sean	LHP	2009-10
Whisenant, Matt	LHP	1997
White, Devosh	OF	1996-97
Whitmore, Darrell	OF	1993-95
Williams, Gerald	OF	2003
Willingham, Josh	OF	2004-08
Willis, Dontrelle	LHP	2003-07
Wilson, Jacob	INF	2005
Wilson, Nigel	OF	1993
Wilson, Preston	OF	1998-2002
Wise, Dewayne	OF	2011
Witt, Bobby	RHP	1995
Wittgren, Nick	RHP	2016-
Wolf, Randy	RHP	2014
Wolf, Ross	RHP	2007
Wood, Jason	INF	2006-08
Wood, Tim	RHP	2009-10

Y

Yelich, Christian	OF	2013-
--------------------------	----	-------

Z

Zambrano, Carlos	RHP	2012
Zarate, Mauro	RHP	2007
Zaun, Gregg	C	1996-98
Zelle, Todd	INF	1998
Zosky, Eddie	INF	1995

MIAMI BBWAA AWARD WINNERS

YEAR

Team MVP

1993	Bryan Harvey
1994	Jeff Conine
1995	Jeff Conine
1996	Gary Sheffield
1997	Molises Alou
1998	Cliff Floyd
1999	Luis Castillo
2000	Preston Wilson
2001	Cliff Floyd
2002	Luis Castillo
2003	Juan Pierre
2004	Miguel Cabrera
2005	Dontrelle Willis
2006	Miguel Cabrera
2007	Hanley Ramirez

Rookie of the Year

None
None
Charles Johnson
Edgar Renteria
Liván Hernández
Mark Kotsay
Preston Wilson
Chuck Smith
Josh Beckett
Michael Tejera
Dontrelle Willis
None
Jason Vargas
Hanley Ramirez
Matt Lindstrom

Most Improved

None
None
Pat Rapp
Robb Nen
Charles Johnson
Matt Mantei
Antonio Alfonseca
Derrek Lee
Kevin Millar
A.J. Burnett
Carl Pavano
Carl Pavano
Todd Jones
Joe Borowski
Kevin Gregg

Jeff Conine "Mr. Marlin" Award

Alfredo Amézaga
Wes Helms
Clay Hensley
Emilio Bonifacio
Justin Ruggiano
Jeff Mathis
Casey McGehee
Adejiny Hechavarria
Ichiro Suzuki

Charlie Hough "Good Guy"

None
None
Charlie Hough
Rene Lachemann
Bobby Borilla
Rich Donnelly
Mike Redmond
Mike Lowell
Kevin Millar
Andy Fox
Braden Looper
Juan Pierre
Carlos Delgado
Dontrelle Willis
Matt Treanor

2008	Hanley Ramirez
2009	Hanley Ramirez
2010	Dan Uggla
2011	Giancarlo Stanton
2012	Giancarlo Stanton
2013	José Fernández
2014	Giancarlo Stanton
2015	Dee Gordon
2016	Christian Yelich

Chris Volstad
Chris Coghlan
Gaby Sánchez
Steve Cishek
Donovan Solano
José Fernández
Sam Dyson
J.T. Realmuto
Kyle Barraclough

Luis Gonzalez
Cody Ross
Bill Beck
John Buck
Jose Reyes
Steve Cishek
Mike Dunn
Tom Koehler
Martin Prado



ROOKIE OFFICER | MIAMI FM | MAJOR LEAGUE | 2016 IN REVIEW | CLUB HISTORY | POSTSEASON HISTORY | PARTIAL RECORD | 2017 PROSPECT | ANNUAL INFORMATION

ALL-TIME PLAYER AWARDS

BBWAA

MANAGER OF THE YEAR

2003 Jack McKeon
2006 Joe Girardi

BBWAA

NL ROOKIE OF THE YEAR

2003 Dontrelle Willis
2006 Hanley Ramirez
2009 Chris Coghlan
2013 José Fernández

NATIONAL LEAGUE ALL-STAR

1993 Bryan Harvey (RP)
Gary Sheffield (3B Starter)
1994 Jeff Conine (OF)
1995 Jeff Conine (OF)
1996 Kevin Brown (SP)
Al Leiter (SP)
Gary Sheffield (OF)
Moises Alou (OF)
Kevin Brown (SP)
Charles Johnson (C)
1998 Edgar Rentería (SS)
1999 Alex González (SS)
2000 Ryan Dempster (SP)
2001 Cliff Floyd (OF)
Charles Johnson (C)
Luis Castillo (2B)
Mike Lowell (3B)
Luis Castillo (2B)
Mike Lowell (3B)
2004 Dontrelle Willis (SP)
Carl Pavano (SP)
Armando Benítez (RP)
Mike Lowell (3B)
Miguel Cabrera (OF)
2005 Luis Castillo (2B)
Paul Lo Duca (C)
Dontrelle Willis (SP)
Miguel Cabrera (OF)
2006 Miguel Cabrera (3B)
Dan Uggla (2B)
2007 Miguel Cabrera (3B)
2008 Hanley Ramirez (SS Starter)
Dan Uggla (2B)
2009 Hanley Ramirez (SS Starter)
Josh Johnson (SP)
Hanley Ramirez (SS Starter)
Josh Johnson (SP)
Gaby Sánchez (1B)
2010 Giancarlo Stanton (OF)
2011 José Fernández (SP)
2012 Henderson Álvarez (SP)
2013 Giancarlo Stanton (OF*)
2014 Dee Gordon (2B Starter)
Giancarlo Stanton (OF Starter)
2015 José Fernández (SP)
Marcell Ozuna (OF)
A.J. Ramos (RP)
Fernando Rodney (RP)

* started as DH

NLCS MVP

1997 Liván Hernández (SP)
2003 Iván Rodríguez (C)

WORLD SERIES MVP

1997 Liván Hernández (SP)
2003 Josh Beckett (SP)

ALL-STAR GAME MVP

1995 Jeff Conine (OF)

RAWLINGS GOLD GLOVE

1995 Charles Johnson (C)
1996 Charles Johnson (C)
1997 Charles Johnson (C)
2003 Derrek Lee (1B)
Luis Castillo (2B)
2004 Luis Castillo (2B)

2005 Luis Castillo (2B)
Mike Lowell (3B)
2012 Mark Buehrle (P)
2014 Christian Yelich (LF)
2015 Dee Gordon (2B)

SILVER SLUGGER AWARD

1993 Gary Sheffield (OF)
1996 Gary Sheffield (OF)
2002 Dan Uggla (2B)
2003 Mike Lowell (3B)
2005 Miguel Cabrera (OF)
2006 Miguel Cabrera (3B)
2008 Hanley Ramirez (SS)
2009 Hanley Ramirez (SS)
2014 Giancarlo Stanton (OF)
2015 Dee Gordon (2B)
2016 Christian Yelich (OF)

PLAYER'S CHOICE AWARDS

1999 Alex Fernández
Comeback Player of the Year
Preston Wilson
Rookie of the Year
2006 Dan Uggla
Rookie of the Year
2013 José Fernández
Rookie of the Year
2014 Giancarlo Stanton
Outstanding Player of the Year
Casey McGehee
Comeback Player of the Year
José Fernández
2016 Comeback Player of the Year

BASEBALL DIGEST

ALL-ROOKIE TEAM

1993 Chuck Carr (OF)
Jeff Conine (OF)
1995 Charles Johnson (C)
1996 Luis Castillo (2B)
1997 Liván Hernández (SP)
1998 Mark Kotsay (OF)
1999 Alex González (SS)
Preston Wilson (OF)
2003 Dontrelle Willis (SP)

WARREN SPAHN AWARD

2005 Dontrelle Willis

LOU BROCK AWARD

1993 Chuck Carr (OF)
1995 Quilvio Veras (2B)
2000 Luis Castillo (2B)
2002 Luis Castillo (2B)
2003 Juan Pierre (OF)
2015 Dee Gordon (2B)

NL FIREMAN OF THE YEAR

2000 Antonio Alfonseca

ROLAIDS RELIEF MAN OF THE MONTH

1996 Robb Nen (May)
1996 Robb Nen (August)
1997 Robb Nen (June)
2000 Antonio Alfonseca (June)

NL ROLAIDS RELIEF MAN AWARD

2000 Antonio Alfonseca

DHL DELIVERY MAN OF THE MONTH

2005 Todd Jones (August)

NL PLAYER OF THE MONTH

1995 Jeff Conine (June)
2008 Hanley Ramirez (June)
2011 Emilio Bonifacio (July)
2012 Giancarlo Stanton (May)
2015 Giancarlo Stanton (June)

NL PITCHER OF THE MONTH

1993 Chris Hammond (June)
1996 Kevin Brown (August)
2003 Dontrelle Willis (June)
2004 Carl Pavano (June)
2005 Dontrelle Willis (April)
2010 Josh Johnson (June)
2011 Josh Johnson (April)
2011 Javier Vázquez (September)
2014 José Fernández (April)

NL ROOKIE OF THE MONTH

2003 Dontrelle Willis (June)
2003 Miguel Cabrera (July)
2003 Miguel Cabrera (September)
2006 Josh Johnson (May)
2006 Josh Johnson (June)
2006 Dan Uggla (June)
2006 Anibal Sánchez (September)
2009 Chris Coghlan (August)
2010 Gaby Sánchez (June)
2013 José Fernández (July)
2013 José Fernández (August)
2015 Justin Bour (September)

NL PLAYER OF THE WEEK

1993 Junior Félix (April 19)
1994 Gary Sheffield (April 25)
1995 Gary Sheffield (September 18)
1996 Al Leiter (May 6)
Gary Sheffield (August 5)
Kevin Brown (June 9)
1997 Edgar Rentería (June 8)
1998 Mike Lowell (August 28)
Cliff Floyd (September 25)
2001 A.J. Burnett (May 7)
Ryan Dempster (July 2)
Kevin Millar (July 9)
Cliff Floyd (July 16)
Luis Castillo (June 17)
A.J. Burnett (August 12)
Mike Lowell (September 23)
2003 Dontrelle Willis (June 16)
Mark Redman (June 30)
Ugueth Urbina (September 22)
2005 A.J. Burnett (April 11)
Miguel Cabrera (July 18)
2006 Miguel Cabrera (August 21)
Anibal Sánchez (September 11)
2007 Miguel Cabrera (April 1)
Miguel Cabrera (June 4)
Hanley Ramirez (July 2)
2008 Ricky Nolasco (June 16)
2009 Hanley Ramirez (June 22)
Jorge Cantú (May 3)
Josh Johnson (April 5)
Giancarlo Stanton (August 9)
2010 Gaby Sánchez (May 2)
2011 Giancarlo Stanton (August 28)
Ricky Nolasco (September 10)
Steve Cishek (August 5)
2013 José Fernández (August 5)
José Fernández (August 26)
Henderson Álvarez (September 30)
2014 José Fernández (April 7)
Steve Cishek (July 28)
2015 Adeiny Hechavarría (April 26)
Giancarlo Stanton (June 14)
2016 José Fernández (May 15)
Giancarlo Stanton (July 10)
Ichiro Suzuki (August 7)

1993 SEASON STATISTICS

REGULARS BY POSITION					FINAL NATIONAL LEAGUE STANDINGS				
POS	PLAYER	AVG.	HR	RBI	EASTERN	W-L	PCT.	GB	
C	Berito Santiago	.230	13	50	Philadelphia	97-65	.599	--	
1B	Orestes Destrade	.255	20	87	Montreal	94-68	.580	3.0	
2B	Bret Barberie	.277	5	33	St. Louis	87-75	.537	10.0	
3B	Gary Sheffield	.294	20	73	Chicago	84-78	.519	13.0	
SS	Walt Weiss	.266	1	39	Pittsburgh	75-87	.463	22.0	
LF	Jeff Conine	.292	12	79	Florida	64-98	.395	33.0	
CF	Chuck Carr	.267	4	41	New York	59-103	.364	38.0	
RF	Darrell Whitmore	.204	4	19					

					WESTERN				
POS	PITCHER	W-L	ERA	BB	SO	SV	W-L	PCT.	GB
SP	Chris Hammond	11-12	4.66	66	108	0	Atlanta	104-58	.642
SP	Charlie Hough	9-16	4.27	71	126	0	San Francisco	103-59	.636
SP	Jack Armstrong	9-17	4.49	78	118	0	Houston	85-77	.525
SP	Ryan Bowen	8-12	4.42	87	98	0	Los Angeles	81-81	.500
SP	Pat Rapp	4-6	4.02	39	57	0	Cincinnati	73-89	.451
CL	Bryan Harvey	1-5	1.70	13	73	45	Colorado	67-95	.414
							San Diego	61-101	.377

TEAM STATISTICS

BATTER	AVG	G	AB	R	H	2B	3B	HR	RBI	SH	SF	HP	BB	SO	SB	CS	GDP	E
Arias, A.	.269	96	249	27	67	5	1	2	20	1	3	3	27	18	1	1	5	6
Barberie, B.	.277	99	375	45	104	16	2	5	33	5	3	7	33	58	2	4	7	9
Berroa, G.	.118	14	34	3	4	1	0	0	0	0	0	2	7	0	0	2	2	
Briley, G.	.194	120	170	17	33	6	0	3	12	1	1	1	12	42	6	2	5	1
Carr, C.	.267	142	551	75	147	19	2	4	41	7	4	2	49	74	58	22	6	6
Carrillo, M.	.255	24	55	4	14	6	0	0	3	1	0	1	7	0	0	5	0	0
Conine, J.	.292	162	595	75	174	24	3	12	79	0	6	5	52	135	2	2	14	2
Cotto, H.	.296	54	135	15	40	7	0	3	14	1	2	1	3	18	11	1	3	2
Decker, S.	.000	8	15	0	0	0	0	0	1	0	1	0	3	3	0	0	2	1
Destrade, O.	.255	153	569	61	145	20	3	20	87	1	6	3	58	130	0	2	17	19
Everett, C.	.105	11	19	0	2	0	0	0	0	0	0	0	1	9	1	0	0	1
Fariss, M.	.172	18	29	3	5	2	1	0	2	0	0	0	5	13	0	0	2	0
Felix, J.	.328	57	214	25	51	11	1	7	22	0	0	1	10	50	2	1	6	6
Lyden, M.	.300	6	10	2	3	0	0	1	1	0	0	0	0	3	0	0	0	0
Magadan, D.	.286	66	227	22	65	12	0	4	29	0	3	1	44	30	0	1	3	7
McGriff, T.	.000	3	7	0	0	0	0	0	0	0	0	0	1	2	0	0	0	0
Natal, R.	.214	41	117	3	25	4	1	1	6	3	1	4	6	22	1	0	6	0
Polidor, G.	.167	7	6	0	1	1	0	0	0	0	0	0	2	0	0	0	0	0
Pose, S.	.195	15	41	0	8	2	0	0	3	0	0	0	2	4	0	2	0	0
Renteria, R.	.255	103	263	27	67	9	2	2	30	3	1	2	21	31	0	2	8	2
Santiago, B.	.230	139	469	49	108	19	6	13	50	0	4	5	37	88	10	7	9	11
Sheffield, G.	.292	72	236	33	69	8	3	10	37	0	4	6	29	34	12	4	2	19
Weiss, W.	.266	158	500	50	133	14	2	1	39	5	4	3	79	73	7	3	5	15
Whitmore, D.	.204	76	250	24	51	8	2	4	19	2	0	5	10	72	4	2	8	3
Wilson, N.	.000	7	16	0	0	0	0	0	0	0	0	0	0	11	0	0	0	0
PITCHERS	.124	162	323	21	40	3	2	2	14	28	0	1	13	118	0	0	7	13
TOTALS	.248	162	5475	581	1356	197	31	94	542	58	43	51	498	1054	117	56	122	125

PITCHER	ERA	W-L	G	GS	CG	SHO	SV	IP	H	R	ER	HR	HB	BB	SO	WP	OBA
Aquino, L.	3.42	6-8	38	13	0	0	0	110.2	115	43	42	6	5	40	67	4	.276
Armstrong, J.	4.49	9-17	36	33	0	0	0	196.1	210	105	98	29	7	78	118	7	.271
Bowen, R.	4.42	8-12	27	27	2	1	0	156.2	156	83	77	11	3	87	98	10	.263
Carpenter, C.	2.89	0-1	29	0	0	0	0	37.1	29	15	12	1	2	13	26	5	.212
Corsj, J.	6.64	0-2	15	0	0	0	0	20.1	28	15	15	1	0	10	7	0	.337
Hammond, C.	4.66	11-12	32	32	1	0	0	191.0	207	106	99	18	1	66	108	10	.277
Harvey, B.	1.70	1-5	59	0	0	0	45	69.0	45	14	13	4	0	13	73	0	.186
Hoffman, T.	3.28	2-2	28	0	0	0	2	35.2	24	13	13	5	0	19	26	3	.185
Hough, C.	4.27	9-16	34	34	0	0	0	204.1	202	109	97	20	8	71	126	11	.259
Johnstone, J.	5.91	0-2	7	0	0	0	0	10.2	16	8	7	1	0	7	5	1	.340
Klink, J.	5.02	0-2	59	0	0	0	0	37.2	37	22	21	0	0	24	22	1	.266
Lewis, R.	3.26	6-3	57	0	0	0	0	77.1	68	37	28	7	1	43	65	9	.239
McClure, B.	7.11	1-1	14	0	0	0	0	6.1	13	5	5	2	0	5	6	0	.419
Nen, R.	7.02	1-0	15	1	0	0	0	33.1	35	28	26	5	0	20	27	4	.255
Rapp, P.	4.02	4-6	16	16	1	0	0	94.0	101	49	42	7	2	39	57	6	.281
Rodriguez, R.	4.11	0-1	36	0	0	0	1	46.0	39	23	21	8	1	24	21	2	.229
Turner, M.	2.91	4-5	55	0	0	0	0	68.0	55	23	22	7	1	26	59	6	.227
Weathers, D.	5.12	2-3	14	6	0	0	0	45.2	57	26	26	3	1	13	34	6	.306
TOTALS	4.13	64-98	162	162	4	5	48	1440.1	1437	724	661	135	32	598	945	85	.261



1994 SEASON STATISTICS

REGULARS BY POSITION

POS	PLAYER	AVG.	HR	RBI
C	Benito Santiago	.273	11	41
1B	Greg Colbrunn	.303	6	31
2B	Bret Barberie	.301	5	31
3B	Jerry Browne	.295	3	30
SS	Kurt Abbott	.249	9	33
LF	Jeff Conine	.319	18	82
CF	Chuck Carr	.263	2	30
RF	Gary Sheffield	.276	27	78

FINAL NATIONAL LEAGUE STANDINGS

	EAST	W-L	PCT.	GB
	Montreal	74-40	.649	—
	Atlanta	68-46	.596	6.0
	New York	55-58	.487	18.5
	Philadelphia	54-61	.470	20.5
	Florida	51-64	.443	23.5

	CENTRAL	W-L	PCT.	GB
	Cincinnati	66-48	.579	—
	Houston	66-49	.574	.5
	Pittsburgh	53-61	.465	13.0
	St. Louis	53-61	.465	13.0
	Chicago	49-64	.434	16.5

	WEST	W-L	PCT.	GB
	Los Angeles	58-56	.509	—
	San Francisco	55-60	.478	3.5
	Colorado	53-64	.453	6.5
	San Diego	47-70	.402	12.5

POS	PITCHER	W-L	ERA	BB	SO	SV
SP	David Weathers	8-12	5.27	59	72	0
SP	Pat Rapp	7-8	3.85	69	75	0
SP	Charlie Hough	5-9	5.15	52	65	0
SP	Mark Gardner	4-4	4.87	30	57	0
CL	Robb Nen	5-5	2.95	17	60	15

TEAM STATISTICS

BATTER	AVG	G	AB	R	H	2B	3B	HR	RBI	SH	SF	HP	BB	SO	SB	CS	GDP	F
Abbott, K.	.249	101	345	41	86	17	3	9	33	3	2	5	16	98	3	0	5	15
Aquino, L.	.167	29	6	1	1	0	0	0	0	1	0	0	0	0	0	0	0	0
Arias, A.	.239	59	113	4	27	5	0	0	15	1	1	1	9	19	0	1	5	2
Barberie, B.	.301	107	372	40	112	20	2	5	51	2	0	9	23	65	2	0	4	14
Bowen, R.	.357	8	14	2	5	2	0	0	0	1	0	0	1	4	0	0	0	1
Browne, J.	.295	101	329	42	97	17	4	3	30	3	2	2	52	23	3	0	5	15
Carr, C.	.263	106	433	61	114	19	2	2	30	6	2	5	22	71	32	8	5	6
Carrillo, M.	.250	80	136	13	34	7	0	0	9	0	1	0	9	31	3	3	5	1
Colbrunn, G.	.303	47	155	17	47	10	0	6	31	0	2	2	9	27	1	1	3	4
Conine, J.	.319	115	451	60	144	27	6	18	82	0	4	1	40	92	1	2	8	6
Destrade, O.	.208	39	130	12	27	4	0	5	15	0	1	2	19	32	1	0	2	5
Diaz, M.	.325	32	77	10	25	4	2	0	11	0	1	1	6	6	0	0	1	1
Everett, C.	.216	16	51	7	11	1	0	2	6	0	0	0	3	15	4	0	0	0
Gardner, M.	.040	20	25	0	1	0	0	0	0	4	0	1	0	10	0	0	0	0
Hammond, C.	.136	13	22	1	3	1	0	0	1	3	0	0	2	12	0	0	0	1
Hernandez, J.	.000	21	1	0	0	0	0	0	0	0	0	0	0	0	0	0	0	0
Hough, C.	.121	21	33	1	4	0	0	0	0	4	0	0	1	9	0	0	3	0
Johnson, C.	.455	4	11	5	5	1	0	1	4	0	1	0	1	4	0	0	1	0
Johnstone, J.	.17	0	0	0	0	0	0	0	0	1	0	0	0	0	0	0	0	0
Lewis, R.	.000	45	5	1	0	0	0	0	0	0	0	0	1	1	0	0	0	2
Magadan, D.	.275	74	211	30	58	7	0	1	17	0	3	1	39	25	0	0	8	4
Mathews, T.	.500	24	6	1	3	1	0	0	0	0	0	0	0	2	0	0	0	0
Miller, K.	.167	4	6	1	1	0	0	0	0	1	0	0	0	2	0	0	0	0
Morman, R.	.212	13	33	2	7	0	0	1	1	2	0	1	2	9	0	0	1	1
Mutis, J.	.000	35	3	0	0	0	0	0	0	0	0	0	0	1	0	0	0	1
Natal, B.	.275	10	29	2	8	2	0	0	2	0	0	0	0	5	1	1	0	1
Nen, R.	.000	44	3	0	0	0	0	0	0	0	0	0	0	1	0	0	0	1
O'Halloran, G.	.182	12	11	1	2	0	0	0	1	0	1	0	0	1	0	0	0	0
Perez, Y.	.000	44	2	0	0	0	0	0	0	0	0	0	0	2	0	0	0	0
Rapp, P.	.122	25	41	1	5	1	0	0	2	4	0	0	0	13	0	0	0	0
Renteria, R.	.224	28	49	5	11	0	0	2	4	0	0	2	1	4	0	1	1	1
Santiago, B.	.273	101	337	35	92	14	2	11	41	2	4	1	25	57	1	2	11	5
Scheid, R.	.000	8	7	0	0	0	0	0	0	1	0	0	0	2	0	0	0	1
Sheffield, G.	.276	87	322	61	89	16	1	27	78	0	5	6	51	50	12	6	10	5
Tavarez, J.	.179	17	39	4	7	0	0	0	4	1	0	0	1	5	1	1	0	0
Tingle, R.	.173	19	52	4	9	3	1	1	2	0	0	0	5	18	0	0	2	1
Weathers, D.	.068	26	44	2	3	0	0	0	0	4	0	0	3	25	0	0	0	1
Weathers, D.	.227	9	22	1	5	1	0	0	0	0	0	0	3	5	0	1	0	0
TOTALS	.266	115	3926	468	1043	180	24	94	451	42	30	40	349	746	65	26	81	95

PITCHER	ERA	W-L	G	GS	CG	SHO	SV	IP	H	R	ER	HR	HB	BB	SO	WP	OBA
Aquino, L.	3.73	2-1	29	1	0	0	0	50.2	39	22	21	3	3	22	22	2	.210
Bowen, R.	4.94	1-5	8	8	1	0	0	47.1	50	28	26	9	2	19	32	2	.273
Drahman, B.	6.23	0-0	9	0	0	0	0	15.0	15	9	9	2	0	6	7	2	.300
Fraser, W.	5.84	2-0	9	0	0	0	0	12.1	20	9	8	1	0	6	7	2	.370
Gardner, M.	4.87	4-4	20	14	0	0	0	92.1	97	53	50	14	1	30	57	3	.276
Hammond, C.	3.07	4-4	13	13	1	1	0	73.1	79	30	25	5	1	23	40	3	.281
Harvey, B.	5.23	0-0	12	0	0	0	0	6	10.1	12	6	6	1	0	4	10	.279
Hernandez, J.	2.70	3-3	21	0	0	0	0	9	23.1	16	9	7	0	2	14	13	.205
Hough, C.	5.15	5-9	21	21	1	1	0	113.2	118	74	65	17	10	52	65	9	.274
Jeffcoat, M.	10.13	0-0	4	0	0	0	0	2.2	4	3	3	2	0	0	1	1	.364
Johnstone, J.	5.91	1-2	17	0	0	0	0	21.1	23	20	14	4	1	16	23	0	.264
Lewis, R.	5.67	1-4	45	0	0	0	0	54.0	62	44	34	7	1	38	45	10	.284
Mathews, T.	3.35	2-1	24	2	0	0	0	43.0	45	16	16	4	1	9	21	1	.268
Miller, K.	8.10	1-3	4	4	0	0	0	20.0	26	18	18	3	2	7	11	0	.317
Mutis, J.	5.40	1-0	35	0	0	0	0	38.1	51	25	23	6	1	15	30	0	.331
Nen, R.	2.95	5-5	44	0	0	0	15	58.0	46	20	19	6	0	17	60	3	.222
Perez, Y.	3.54	3-0	44	0	0	0	0	40.2	33	18	16	4	1	14	41	4	.220
Rapp, P.	3.85	7-8	24	23	2	1	0	133.1	132	67	57	13	7	69	75	5	.266
Scheid, C.	3.34	1-3	8	5	0	0	0	32.1	35	18	12	6	2	8	17	2	.269
Weathers, D.	5.27	8-12	24	24	0	0	0	135.0	166	87	79	13	4	59	72	7	.306
TOTALS	4.50	51-64	115	115	5	7	30	1015.0	1069	576	507	120	39	428	649	57	.274



1995 SEASON STATISTICS

REGULARS BY POSITION

POS	PLAYER	AVG.	HR	RBI
C	Charles Johnson	.251	11	39
1B	Greg Colbrunn	.277	23	89
2B	Quilvio Veras	.261	5	32
3B	Terry Pendleton	.290	14	78
SS	Kurt Abbott	.255	17	60
LF	Jeff Conine	.302	25	105
CF	Chuck Carr	.227	2	20
RF	Gary Sheffield	.324	16	46

POS	PITCHER	W-L	ERA	BB	SO	SV
SP	John Burkett	14-14	4.30	57	126	0
SP	Pat Rapp	14-7	3.44	76	102	0
SP	Chris Hammond	9-6	3.80	47	126	0
SP	Bobby Witt	2-7	3.90	47	95	0
SP	David Weathers	4-5	5.98	52	60	0
CL	Robb Nen	0-7	3.29	23	68	23

FINAL NATIONAL LEAGUE STANDINGS

EAST	W-L	PCT.	GB
Atlanta	90-54	.625	--
New York	69-75	.479	21.0
Philadelphia	69-75	.479	21.0
Florida	67-76	.469	22.5
Montreal	66-78	.458	24.0

CENTRAL	W-L	PCT.	GB
Cincinnati	85-59	.590	--
Houston	76-68	.528	9.0
Chicago	73-71	.507	12.0
St. Louis	62-81	.434	22.5
Pittsburgh	58-86	.403	27.0

WEST	W-L	PCT.	GB
Los Angeles	78-66	.542	--
Colorado	77-67	.535	1.0
San Diego	70-74	.486	8.0
San Francisco	67-77	.465	11.0

TEAM STATISTICS

BATTER	AVG	G	AB	R	H	2B	3B	HR	RBI	SH	SF	HP	BB	SO	SB	CS	GDP	E
Abbott, K.	.255	120	420	60	102	18	7	17	60	2	5	5	36	110	4	3	6	19
Arias, A.	.269	94	216	22	58	9	2	3	26	3	3	2	22	20	1	0	8	9
Browne, J.	.255	77	184	21	47	4	0	1	17	9	1	1	25	20	1	1	7	3
Carr, C.	.227	105	308	54	70	20	0	2	20	7	2	2	46	49	25	11	2	3
Colbrunn, G.	.277	138	528	70	146	22	1	23	89	0	4	6	22	69	11	3	15	5
Conine, J.	.302	135	485	72	146	26	2	25	105	0	12	1	66	94	2	0	13	6
Dawson, A.	.257	79	226	30	58	10	5	8	37	0	3	8	9	45	0	0	7	8
Decker, S.	.226	51	133	12	30	2	1	3	13	0	2	0	19	22	1	0	1	5
Diaz, M.	.230	49	87	5	20	3	0	1	6	1	0	0	1	12	0	0	4	2
Gregg, T.	.237	72	156	20	37	5	0	6	20	0	2	2	16	33	3	1	3	1
Johnson, C.	.251	97	315	40	79	15	1	11	39	4	2	4	46	71	0	2	11	6
Morman, R.	.278	34	72	9	20	2	1	3	7	0	0	1	3	12	0	0	5	1
Natal, R.	.233	16	43	2	10	2	1	2	6	1	1	0	1	9	0	0	0	1
Pendleton, T.	.290	135	513	70	149	32	1	14	78	0	4	2	38	84	1	2	7	18
Sheffield, G.	.324	63	213	46	69	8	0	16	46	0	2	4	55	45	19	4	3	7
Tavarez, J.	.289	63	190	31	55	6	2	2	13	3	1	1	16	27	7	5	1	0
Veras, Q.	.261	124	440	86	115	20	7	5	32	7	2	9	80	68	56	21	7	9
Whitmore, D.	.190	27	58	6	11	2	0	1	2	1	1	0	5	15	0	0	1	1
Zosky, E.	.200	6	5	0	1	0	0	0	0	0	0	0	0	0	0	0	0	1
TOTALS	.262	143	4886	673	1278	214	29	144	636	69	48	49	517	916	131	53	105	115

PITCHER	ERA	W-L	G	GS	CG	SHO	SV	IP	H	R	ER	HR	HB	BB	SO	WP	OBA
Banks, W.	4.32	2-3	9	9	0	0	0	50.0	43	27	24	7	1	30	30	2	.235
Bowen, J.	3.78	2-0	4	3	0	0	0	16.2	23	11	7	3	0	12	15	0	.329
Burkett, J.	4.30	14-14	30	30	4	0	0	188.1	208	95	90	22	6	57	126	2	.282
Dunbar, M.	11.57	0-1	8	0	0	0	0	7.0	12	9	9	0	1	11	5	1	.387
Garces, R.	5.40	0-2	11	0	0	0	0	13.1	14	9	8	1	0	8	16	0	.264
Gardner, M.	4.49	5-5	39	11	1	1	1	102.1	109	60	51	14	5	43	87	3	.272
Groom, B.	7.20	1-2	14	0	0	0	0	15.0	26	12	12	2	0	6	12	0	.400
Hammond, C.	3.80	9-6	25	24	3	2	0	161.0	157	73	68	17	9	47	126	3	.256
Harvey, B.	---	0-0	1	0	0	0	0	0.0	2	3	3	1	0	1	0	0	1.000
Hernández, J.	11.57	0-0	7	0	0	0	0	7.0	12	9	9	2	1	3	5	0	.400
Johnstone, J.	3.86	0-0	4	0	0	0	0	4.2	7	2	2	1	0	2	3	0	.333
Lewis, R.	3.75	0-1	21	1	0	0	0	36.0	30	15	15	9	1	15	32	1	.224
Mantei, M.	4.73	0-1	12	0	0	0	0	13.1	12	8	7	1	0	13	15	1	.245
Mathews, T.	3.38	4-4	57	0	0	0	3	82.2	70	32	31	9	1	27	72	3	.235
Murphy, R.	9.82	1-1	8	0	0	0	0	7.1	8	9	8	1	0	5	5	0	.286
Myers, M.	0.00	0-0	2	0	0	0	0	2.0	1	0	0	0	0	3	0	0	.167
Nen, R.	3.29	0-7	62	0	0	0	23	65.2	62	26	24	6	1	23	68	2	.244
Pena, A.	1.50	2-0	13	0	0	0	0	18.0	11	3	3	2	0	3	21	0	.169
Perez, Y.	5.21	2-6	69	0	0	0	1	46.2	35	29	27	6	2	28	47	2	.203
Powell, J.	1.08	0-0	9	0	0	0	0	8.1	7	2	1	0	2	6	4	0	.241
Rapp, P.	3.44	14-7	28	28	3	2	0	167.1	158	72	64	10	7	76	102	7	.253
Scheid, R.	6.10	0-0	6	0	0	0	0	10.1	14	7	7	1	0	7	10	1	.341
Small, A.	1.42	1-0	7	0	0	0	0	6.1	7	2	1	1	0	6	5	0	.269
Valdes, M.	14.14	0-0	3	3	0	0	0	7.0	17	13	11	1	1	1	9	2	.459
Veras, R.	3.88	4-4	47	0	0	0	1	48.2	46	25	21	6	1	22	31	2	.251
Weathers, D.	5.98	4-5	28	15	0	0	0	90.1	104	68	60	8	5	52	60	3	.295
Witt, B.	3.90	2-7	19	19	1	0	0	110.2	104	52	48	8	2	47	95	2	.251
TOTALS	4.27	67-76	143	143	12	7	29	1286.0	1299	673	610	139	46	562	994	36	.264



1996 SEASON STATISTICS

REGULARS BY POSITION

POS	PLAYER	AVG.	HR	RBI
C	Charles Johnson	.218	13	37
1B	Greg Colbrunn	.286	16	69
2B	Quilvio Veras	.253	4	14
3B	Terry Pendleton	.251	7	58
SS	Edgar Renteria	.309	5	31
LF	Jeff Conine	.293	26	95
CF	Devon White	.274	17	84
RF	Gary Sheffield	.314	42	120

FINAL NATIONAL LEAGUE STANDINGS

EAST	W-L	PCT.	GB
Atlanta	96-66	.593	-
Montreal	88-74	.543	8.0
Florida	80-82	.494	16.0
New York	71-91	.438	25.0
Philadelphia	67-95	.414	29.0

CENTRAL	W-L	PCT.	GB
St. Louis	88-74	.543	-
Houston	82-80	.506	6.0
Cincinnati	81-81	.500	7.0
Chicago	76-86	.469	12.0
Pittsburgh	73-89	.451	15.0

WEST	W-L	PCT.	GB
San Diego	91-71	.562	-
Los Angeles	90-72	.556	1.0
Colorado	83-79	.512	8.0
San Francisco	68-94	.420	23.0

POS	PITCHER	W-L	ERA	BB	SO	SV
SP	Al Leiter	16-12	2.93	119	200	0
SP	Kevin Brown	17-11	1.89	33	159	0
SP	Pat Rapp	8-16	5.10	91	86	0
SP	John Burkett	6-10	4.32	42	108	0
CL	Robb Nen	5-1	1.95	21	92	35

TEAM STATISTICS

BATTER	AVG	G	AB	R	H	2B	3B	HR	RBI	SH	SF	HP	BB	SO	SB	CS	GDP	E
Abbott, K.	.253	109	320	37	81	18	7	8	33	4	0	3	22	99	3	3	7	12
Arias, A.	.277	100	224	27	62	11	2	3	26	1	1	3	17	28	2	0	2	7
Brown, K.	.120	34	75	1	9	1	0	0	3	4	0	0	6	28	0	0	1	1
Burkett, J.	.173	24	52	2	9	2	0	0	1	3	0	0	0	17	0	0	0	1
Castillo, L.	.262	41	164	26	43	2	1	1	8	2	0	0	14	46	17	4	0	3
Colbrunn, G.	.286	141	511	60	146	26	2	16	69	0	5	14	25	76	4	5	22	6
Conine, J.	.293	157	597	84	175	32	2	26	95	0	7	4	62	121	1	4	17	8
Dawson, A.	.276	42	58	6	16	2	0	2	14	0	0	1	2	13	0	0	1	1
Grebeck, C.	.211	50	95	8	20	1	0	1	9	1	2	1	4	14	0	0	2	2
Hammond, C.	.067	38	15	1	1	0	0	0	0	2	0	0	1	7	0	0	0	2
Johnson, C.	.218	120	386	34	84	13	1	13	37	2	4	2	40	91	1	0	20	4
Leiter, A.	.100	33	70	3	7	0	0	0	1	7	0	0	4	45	0	0	1	2
Mathews, T.	.000	57	4	0	0	0	0	0	0	0	0	0	0	2	0	0	0	1
McMillon, B.	.216	28	51	4	11	0	0	0	4	0	0	0	5	14	0	0	1	0
Miller, K.	.375	26	8	0	3	0	0	0	2	1	0	0	0	0	0	0	0	1
Milliard, R.	.161	24	62	7	10	2	0	0	1	0	1	0	14	16	2	0	1	5
Natal, B.	.133	44	90	4	12	1	1	0	2	0	0	0	15	31	0	1	3	5
Nen, R.	.000	75	2	0	0	0	0	0	0	0	0	0	0	0	0	0	0	0
Orsulak, J.	.221	120	217	23	48	6	1	2	19	0	1	0	16	38	1	1	4	4
Pendleton, T.	.251	111	406	30	102	20	1	7	58	1	5	3	26	75	0	2	10	12
Perez, Y.	.000	64	1	0	0	0	0	0	0	0	0	0	0	1	0	0	0	2
Powell, J.	.000	67	5	0	0	0	0	0	0	1	0	0	0	4	0	0	0	0
Rapp, P.	.121	30	58	2	7	1	0	0	2	0	0	0	0	21	0	0	1	2
Renteria, E.	.309	106	431	68	133	18	3	5	31	2	3	2	33	68	16	2	12	11
Sheffield, G.	.314	161	519	118	163	33	1	42	120	0	6	10	142	66	16	9	16	6
Tavarez, J.	.219	98	114	14	25	3	0	0	6	3	0	0	7	18	5	1	2	0
Veras, Q.	.253	73	253	40	64	8	1	4	14	1	1	2	51	42	8	8	3	5
Weathers, D.	.158	32	19	1	3	0	0	1	2	0	0	1	0	13	0	0	0	0
White, D.	.274	146	552	77	151	37	6	17	84	4	9	8	38	99	22	6	8	4
TOTALS	.257	162	5498	688	1413	240	30	150	650	41	45	55	553	1122	99	46	138	111

PITCHER	ERA	W-L	G	GS	CG	SHO	SV	IP	H	R	ER	HR	HB	BB	SO	WP	OBA
Adamson, J.	7.36	0-0	9	0	0	0	0	11.0	18	9	9	1	1	7	7	0	.400
Batista, M.	5.56	0-0	9	0	0	0	0	11.1	9	8	7	0	0	7	6	1	.231
Brown, K.	1.89	17-11	32	32	5	3	0	233.0	187	60	49	8	16	33	159	6	.220
Burkett, J.	4.32	6-10	24	24	1	0	0	154.0	154	84	74	15	3	42	108	0	.263
Hammond, C.	6.56	5-8	38	9	0	0	0	81.0	104	65	59	14	4	27	50	1	.315
Halling, R.	1.95	2-1	5	4	0	0	0	27.2	14	6	6	2	0	7	26	0	.143
Heredia, F.	4.32	1-1	21	0	0	0	0	16.2	21	8	8	1	0	10	10	2	.313
Hernandez, L.	0.00	0-0	1	0	0	0	0	3.0	3	0	0	0	0	2	2	0	.273
Hurst, B.	0.00	0-0	2	0	0	0	0	2.0	3	0	0	0	0	1	1	1	.333
Hutton, M.	3.67	5-1	13	9	0	0	0	56.1	47	23	23	6	3	18	31	2	.222
Larkin, A.	1.80	0-0	1	1	0	0	0	5.0	3	1	1	0	1	4	2	0	.176
Leiter, A.	2.93	16-12	33	33	2	1	0	215.1	153	74	70	14	11	119	200	5	.202
Mantei, M.	6.38	1-0	14	0	0	0	0	18.1	13	13	13	2	1	21	25	2	.197
Mathews, T.	4.91	2-4	57	0	0	0	4	55.0	59	33	30	7	1	27	49	0	.273
Miller, K.	6.80	1-3	26	5	0	0	0	46.1	57	41	35	5	2	33	30	1	.313
Nen, R.	1.95	5-1	75	0	0	0	35	83.0	67	21	18	2	1	21	92	4	.225
Pall, D.	5.79	1-1	12	0	0	0	0	18.2	16	15	12	3	0	9	9	1	.232
Perez, Y.	5.29	3-4	64	0	0	0	0	47.2	51	28	28	2	1	31	47	2	.274
Powell, J.	4.54	4-3	67	0	0	0	2	71.1	71	41	36	5	4	36	52	3	.255
Rapp, P.	5.10	8-16	30	29	0	0	0	162.1	184	95	92	12	3	91	86	13	.301
Valdes, M.	4.81	1-3	11	8	0	0	0	48.2	63	32	26	5	1	23	13	3	.315
Weathers, D.	4.54	2-2	31	8	0	0	0	71.1	85	41	36	7	4	28	40	2	.302
TOTALS	3.95	80-82	162	162	8	13	41	1443.0	1386	703	634	113	57	598	1050	49	.256



1997 SEASON STATISTICS

REGULARS BY POSITION

POS	PLAYER	AVG.	HR	RBI
C	Charles Johnson	.250	19	63
1B	Jeff Corine	.242	17	61
2B	Luis Castillo	.240	0	8
3B	Bobby Bonilla	.297	17	96
SS	Edgar Rentería	.277	4	52
LF	Moises Alou	.292	23	115
CF	Devon White	.245	6	34
RF	Gary Sheffield	.250	21	71

FINAL NATIONAL LEAGUE STANDINGS

EAST	W-L	PCT.	GB
Atlanta	101-61	.623	--
Florida	92-70	.568	9.0
New York	88-74	.543	13.0
Montreal	78-84	.481	23.0
Philadelphia	68-94	.420	33.0

CENTRAL	W-L	PCT.	GB
Houston	84-78	.519	--
Pittsburgh	79-83	.488	5.0
Cincinnati	76-86	.469	8.0
St. Louis	73-89	.451	11.0
Chicago	68-94	.420	16.0

WEST	W-L	PCT.	GB
San Francisco	90-72	.556	--
Los Angeles	88-74	.543	2.0
Colorado	83-79	.512	7.0
San Diego	76-86	.469	14.0

POS	PITCHER	W-L	ERA	BB	SO	SV
SP	Kevin Brown	16-8	2.69	66	205	0
SP	Alex Fernández	17-12	3.59	69	183	0
SP	Al Leiter	11-9	4.34	91	132	0
SP	Liván Hernández	9-3	3.18	38	72	0
SP	Tony Saunders	4-6	4.61	64	102	0
CL	Robb Nen	9-3	3.89	40	81	35

TEAM STATISTICS

BATTER	AVG	G	AB	R	H	2B	3B	HR	RBI	SH	SF	HP	BB	SO	SB	CS	GDP	E
Abbott, K.	.274	94	252	35	69	18	2	6	30	6	0	1	14	68	3	1	5	8
Alou, M.	.292	150	538	88	157	29	5	23	115	0	7	4	70	85	9	5	13	3
Arias, A.	.247	74	93	13	23	2	0	1	11	4	0	3	12	12	0	1	6	2
Bonilla, B.	.297	153	562	77	167	39	3	17	96	0	8	5	73	94	6	6	18	22
Booty, J.	.600	4	5	2	3	0	0	0	1	0	0	0	1	1	0	0	0	1
Cangelosi, J.	.245	103	192	28	47	8	0	1	12	1	1	3	19	33	5	1	3	0
Castillo, L.	.240	75	263	27	63	8	0	0	8	2	0	0	27	53	16	10	6	9
Corine, J.	.242	151	405	46	98	13	1	17	61	0	2	2	57	89	2	0	11	8
Counsell, C.	.299	51	164	20	49	9	2	1	16	3	1	3	18	17	1	1	5	3
Daulton, D.	.262	52	126	22	33	8	2	3	21	0	2	1	22	17	2	1	1	4
Dunwoody, T.	.260	19	50	7	13	2	2	2	7	0	0	1	7	21	2	0	1	2
Eisenreich, J.	.280	120	293	36	82	19	1	2	34	3	4	1	30	28	0	0	7	2
Floyd, C.	.234	61	137	23	32	9	1	6	19	1	1	2	24	33	6	2	3	3
Johnson, C.	.250	124	416	43	104	26	1	19	63	3	2	3	60	109	0	2	13	0
Kotsay, M.	.192	14	52	5	10	1	1	0	4	1	0	0	4	7	3	0	1	0
McMillon, B.	.111	13	18	0	2	1	0	0	1	0	0	0	0	7	0	0	0	0
Millard, R.	.200	8	30	2	6	0	0	0	2	1	0	2	3	3	1	1	2	0
Morman, R.	.286	4	7	3	2	1	0	1	2	0	0	0	0	2	1	0	0	0
Natal, B.	.500	4	4	2	2	1	0	1	3	0	1	0	2	0	0	0	0	0
Rentería, E.	.277	154	617	90	171	21	3	4	52	19	6	4	45	108	32	15	17	17
Sheffield, G.	.250	135	444	86	111	22	1	21	71	0	2	15	121	79	11	7	7	5
Wehner, J.	.278	44	36	8	10	2	0	0	2	1	0	1	2	5	1	0	2	0
White, D.	.245	74	265	37	65	13	1	6	34	0	4	7	32	65	13	5	3	2
Zaun, G.	.301	58	143	21	43	10	2	2	20	1	0	2	26	18	1	0	3	8
TOTALS	.259	162	5439	740	1410	272	28	136	703	71	42	61	686	1074	115	58	132	116

PITCHER	ERA	W-L	G	GS	CG	SHO	SV	IP	H	R	ER	HR	HB	BB	SO	WP	OBA
Alfonseca, A.	4.91	1-3	17	0	0	0	0	25.2	36	16	14	3	1	10	19	1	.324
Brown, K.	2.69	16-8	33	33	6	2	0	237.1	214	77	71	10	14	66	205	7	.240
Cangelosi, J.	0.00	0-0	1	0	0	0	0	1.0	0	0	0	0	0	1	0	0	.000
Cook, D.	3.90	1-2	59	0	0	0	0	62.1	64	28	27	4	2	28	63	0	.267
Fernández, A.	3.59	17-12	32	32	5	1	0	220.2	193	93	88	25	4	69	183	9	.238
Helling, R.	4.38	2-6	31	8	0	0	0	76.0	61	38	37	12	4	48	53	0	.232
Heredia, F.	4.29	5-3	56	0	0	0	0	56.2	53	30	27	3	5	30	54	2	.243
Hernández, L.	3.18	9-3	17	17	0	0	0	96.1	81	39	34	5	3	38	72	0	.229
Hutton, M.	3.78	3-1	32	0	0	0	0	47.2	50	24	20	7	2	19	29	3	.286
Leiter, A.	4.34	11-9	27	27	0	0	0	151.1	133	78	73	13	12	91	132	2	.241
Miller, K.	9.82	0-1	7	0	0	0	0	7.1	12	8	8	2	1	7	7	0	.364
Nen, R.	3.89	9-3	73	0	0	0	35	74.0	72	35	32	7	0	40	81	5	.250
Ojala, K.	3.14	1-2	7	5	0	0	0	28.2	28	10	10	4	0	18	19	0	.252
Pall, D.	3.86	0-0	2	0	0	0	0	2.1	3	1	1	1	0	1	0	0	.300
Powell, J.	3.28	7-2	74	0	0	0	2	79.2	71	35	29	3	4	30	65	3	.242
Rapp, P.	4.47	4-6	19	19	1	1	0	108.2	121	59	54	11	3	51	64	5	.287
Saunders, T.	4.61	4-6	22	21	0	0	0	111.1	99	62	57	12	2	64	102	2	.244
Stanifer, R.	4.60	1-2	36	0	0	0	1	45.0	43	23	23	9	3	16	28	1	.261
Vosberg, E.	3.75	1-1	17	0	0	0	1	12.0	15	7	5	0	0	3	6	8	.313
Whisenant, M.	16.88	0-0	4	0	0	0	0	2.2	4	6	5	0	0	6	4	0	.333
TOTALS	3.83	92-70	162	162	12	10	39	1446.2	1353	669	615	131	63	639	1188	41	.250

FRONT OFFICE • HIGHLIGHTS • MONTHLY • 2001 MEDIA • CLUB HISTORY • POSTSEASON HISTORY • PITCHER RECORDS • 2007 OPPONENTS • ANNUAL INFORMATION



1998 SEASON STATISTICS

REGULARS BY POSITION

POS	PLAYER	AVG.	HR	RBI
C	Gregg Zaun	.188	5	29
1B	Derrek Lee	.233	17	74
2B	Craig Counsell	.251	4	40
3B	Todd Zeile	.291	6	39
SS	Edgar Rentería	.282	3	31
LF	Cliff Floyd	.282	22	90
CF	Todd Dunwoody	.251	5	28
RF	Mark Kotsay	.279	11	68

FINAL NATIONAL LEAGUE STANDINGS

EAST	W-L	PCT.	GB
Atlanta	106-56	.654	--
New York	88-74	.543	18.0
Philadelphia	75-87	.463	31.0
Montreal	65-97	.401	41.0
Florida	54-108	.333	52.0

CENTRAL	W-L	PCT.	GB
Houston	102-60	.630	--
Chicago	90-73	.552	12.5
St. Louis	83-79	.512	19.0
Cincinnati	77-85	.475	25.0
Milwaukee	74-88	.457	28.0
Pittsburgh	69-93	.426	33.0

WEST	W-L	PCT.	GB
San Diego	98-64	.605	--
San Francisco	89-74	.546	9.5
Los Angeles	83-79	.512	15.0
Colorado	77-85	.475	21.0
Arizona	65-97	.401	33.0

POS	PITCHER	W-L	ERA	BB	SO	SV
SP	Liván Hernández	10-12	4.72	104	162	0
SP	Brian Meadows	11-13	5.21	46	88	0
SP	Jesús Sánchez	7-9	4.47	91	137	0
SP	Andy Larkin	3-8	9.64	55	43	0
CL	Matt Mantel	3-4	2.96	23	63	9

TEAM STATISTICS

BATTER	AVG	G	AB	R	H	2B	3B	HR	RBI	SH	SF	HP	BB	SO	SB	CS	GDP	E
Abbott, K.	.253	109	320	37	81	18	7	8	33	4	0	3	22	99	3	3	7	12
Berg, D.	.315	81	182	18	57	11	0	2	21	4	3	0	26	46	3	0	1	7
Bonilla, B.	.278	28	97	11	27	5	0	4	15	0	1	0	12	22	0	1	6	5
Booty, J.	.158	7	19	0	3	1	0	0	3	0	0	0	3	8	0	0	0	3
Cangelosi, J.	.251	104	171	19	43	8	0	1	10	5	1	1	30	23	2	3	5	2
Castillo, L.	.203	44	153	21	31	3	2	1	10	1	0	1	22	33	3	0	1	6
Counsell, C.	.251	107	335	43	84	19	5	4	40	8	1	4	51	47	3	0	5	5
Daubach, B.	.200	10	15	0	3	1	0	0	3	0	0	1	1	5	0	0	0	0
Dunwoody, T.	.251	116	434	53	109	27	7	5	28	3	0	4	21	113	5	1	6	3
Eisenreich, J.	.250	30	64	9	16	1	0	1	7	0	0	0	4	14	2	0	1	2
Floyd, C.	.282	153	588	85	166	45	3	22	90	0	3	3	47	112	27	14	10	7
Gonzalez, A.	.151	25	86	11	13	2	0	3	7	2	0	1	9	30	0	0	2	3
Jackson, R.	.250	111	260	26	65	15	1	5	31	2	1	1	20	73	1	1	3	10
Johnson, C.	.221	31	113	13	25	5	0	7	23	0	1	0	16	30	0	1	3	2
Knorr, R.	.204	15	49	4	10	4	1	2	11	0	1	0	1	10	0	0	0	1
Kotsay, M.	.279	154	578	72	161	25	7	11	68	7	3	1	34	61	10	5	17	6
Larkin, A.	.138	17	29	1	4	0	0	0	0	2	0	0	1	19	0	0	0	0
Lee, D.	.233	141	454	62	106	29	1	17	74	0	2	10	47	120	5	2	12	8
Millar, K.	.500	2	2	1	1	0	0	0	0	0	0	0	1	0	0	0	0	1
Orie, K.	.263	48	175	23	46	8	1	6	17	1	0	5	14	24	1	0	4	10
Piazza, M.	.278	5	18	1	5	0	1	0	5	0	1	0	0	0	0	0	0	1
Redmond, M.	.331	37	118	10	39	9	0	2	12	4	0	2	5	16	0	0	6	2
Rentería, E.	.282	133	517	79	146	18	2	3	31	9	2	4	48	78	41	22	13	20
Roskas, J.	.100	10	10	1	1	0	0	0	0	0	0	0	0	5	0	0	0	0
Sheffield, G.	.272	40	136	21	37	11	1	6	28	0	2	2	26	16	4	2	3	1
Wehner, J.	.227	53	88	10	20	2	0	0	5	0	1	0	7	12	1	0	3	0
Wilson, P.	.065	14	31	4	2	0	0	1	1	2	0	1	4	12	0	0	0	0
Zaun, G.	.188	106	298	19	56	12	2	5	29	2	2	1	35	52	5	2	7	8
Zeile, T.	.291	66	234	37	68	12	1	6	39	0	3	2	31	34	2	3	4	5
TOTALS	.248	162	5558	667	1381	277	36	114	621	70	29	45	525	1119	115	57	121	129

PITCHER	ERA	W-L	G	GS	CG	SHO	SV	IP	H	R	ER	HR	HB	BB	SO	WP	OBA
Alfonseca, A.	4.08	4-6	58	0	0	0	8	70.2	75	36	32	10	3	33	46	1	.281
Barrios, M.	3.38	0-0	2	0	0	0	0	2.2	4	1	1	1	0	2	1	0	.364
Darensbourg, V.	3.68	0-7	59	0	0	0	1	71.0	52	29	29	5	0	30	74	4	.207
Dempster, R.	7.08	1-5	14	11	0	0	0	54.2	72	47	43	6	9	38	35	5	.336
Edmondson, B.	3.79	4-3	43	0	0	0	0	59.1	62	28	25	8	3	29	32	1	.281
Fontenot, J.	6.33	0-7	8	8	0	0	0	42.2	56	34	30	5	5	20	24	6	.320
Gonzalez, G.	9.00	0-0	3	0	0	0	0	1.0	1	1	1	0	1	1	0	0	.333
Hammond, C.	6.59	0-2	3	3	0	0	0	13.2	20	11	10	3	1	8	8	0	.357
Henriquez, O.	8.55	0-0	15	0	0	0	0	20.0	26	22	19	4	1	12	19	1	.306
Heredia, F.	5.49	0-3	41	2	0	0	2	41.0	38	30	25	1	1	32	38	5	.241
Hernández, L.	4.72	10-12	33	33	9	0	0	234.1	265	133	123	37	6	104	162	4	.289
Larkin, A.	9.64	3-8	17	14	0	0	0	74.2	101	87	80	12	4	55	43	3	.329
Ludwick, E.	7.44	1-4	13	6	0	0	0	32.2	46	31	27	7	0	17	27	2	.333
Mantel, M.	2.96	3-4	42	0	0	0	9	54.2	38	19	18	1	7	23	63	0	.203
Meadows, B.	5.21	11-13	31	31	1	0	0	174.1	222	106	101	20	3	46	88	5	.315
Medina, R.	6.01	2-6	12	12	0	0	0	67.1	76	50	45	8	3	52	49	5	.289
Ojala, K.	4.25	2-7	41	13	1	0	0	125.0	128	71	59	14	4	59	75	6	.267
Pall, D.	5.13	0-1	23	0	0	0	0	33.1	42	19	19	5	1	7	26	2	.326
Powell, J.	4.21	4-4	33	0	0	0	3	36.1	36	19	17	5	2	22	24	1	.263
Sánchez, J.	4.47	7-9	35	29	0	0	0	173.0	178	98	86	18	4	91	137	8	.272
Speier, J.	8.38	0-3	18	0	0	0	0	19.1	25	18	18	7	0	12	15	2	.325
Stanifer, R.	5.63	2-4	38	0	0	0	1	48.0	54	33	30	5	0	22	30	1	.277
TOTALS	5.18	54-108	162	162	11	3	24	1449.2	1617	923	854	182	58	715	1016	62	.287



FRONT OFFICE
 FIELD
 MANAGER
 COACHES
 CLUB HISTORY
 POSTSEASON HISTORY
 PLAYER DEVELOPMENT
 JERSEY NUMBERS
 STADIUM INFORMATION

1999 SEASON STATISTICS

REGULARS BY POSITION

POS	PLAYER	AVG.	HR	RBI
C	Mike Redmond	.302	1	27
1B	Kevin Miller	.285	9	67
2B	Luis Castillo	.302	0	28
3B	Mike Lowell	.253	12	47
SS	Álex González	.277	14	59
LF	Cliff Floyd	.303	11	49
CF	Preston Wilson	.280	26	71
RF	Mark Kotsay	.271	8	50

FINAL NATIONAL LEAGUE STANDINGS

EAST	W-L	PCT.	GB
Atlanta	103-59	.636	--
New York	97-66	.595	6.5
Philadelphia	77-85	.475	26.0
Montreal	68-94	.420	35.0
Florida	64-98	.395	39.0

CENTRAL	W-L	PCT.	GB
Houston	97-65	.599	--
Cincinnati	96-67	.589	1.5
Pittsburgh	78-83	.484	18.5
St. Louis	75-86	.466	21.5
Milwaukee	74-87	.460	22.5

WEST	W-L	PCT.	GB
Arizona	100-62	.617	--
San Francisco	86-76	.531	14.0
Los Angeles	77-85	.475	23.0
San Diego	74-88	.457	26.0
Colorado	72-90	.444	28.0

POS	PITCHER	W-L	ERA	BB	SO	SV
SP	Brian Meadows	11-15	5.60	57	72	0
SP	Dennis Springer	6-16	4.86	64	83	0
SP	Ryan Dempster	7-8	4.71	93	126	0
SP	Alex Fernández	7-8	3.38	41	91	0
SP	Liván Hernández	5-9	4.76	55	97	0
CL	Antonio Alfonseca	4-5	3.24	29	46	21

TEAM STATISTICS

BATTER	AVG	G	AB	R	H	2B	3B	HR	RBI	SH	SF	HP	BB	SO	SB	CS	GDP	E
Aven, B.	.289	137	381	57	110	19	2	12	70	0	6	9	44	82	3	0	6	3
Bautista, D.	.288	70	205	32	59	10	1	5	24	0	1	1	4	30	3	0	5	3
Berg, D.	.286	109	304	42	87	18	1	3	25	3	0	2	27	59	2	2	7	8
Castillo, L.	.302	128	487	76	147	23	4	0	28	6	3	0	67	85	50	17	3	15
Castro, R.	.179	24	67	4	12	4	0	2	4	0	1	0	10	14	0	0	1	1
Clapinski, C.	.232	36	56	6	13	1	2	0	2	0	0	1	9	12	1	0	1	3
Counsell, C.	.152	37	66	4	10	1	0	0	2	2	0	0	5	10	0	0	1	1
Dunwoody, T.	.220	64	186	20	41	6	3	2	20	0	1	1	12	41	3	4	1	2
Fabregas, J.	.206	82	223	20	46	10	2	3	21	4	5	2	26	27	0	0	7	5
Floyd, C.	.303	69	251	37	76	19	1	11	49	0	2	2	30	47	5	6	8	6
García, A.	.250	10	24	6	6	0	1	2	2	0	0	0	3	11	0	0	0	3
García, G.	.250	4	4	0	1	0	0	0	0	0	0	0	0	2	0	0	0	0
Gonzalez, A.	.277	136	560	81	155	28	8	14	59	1	3	12	15	113	3	5	13	27
Hyers, T.	.222	58	81	8	18	4	1	2	12	0	1	0	14	11	0	0	1	0
Kotsay, M.	.271	148	495	57	134	23	9	8	50	2	9	0	29	50	7	6	11	5
Lee, D.	.206	70	218	21	45	9	1	5	20	0	1	0	17	70	2	1	3	3
Lowell, M.	.253	97	308	32	78	15	0	12	47	0	5	5	26	69	0	0	8	4
Miller, K.	.285	105	351	48	100	17	4	9	67	1	8	7	40	64	1	0	7	4
Orie, K.	.254	77	240	26	61	16	0	6	29	0	2	3	22	43	1	0	8	7
Ramirez, J.	.143	15	21	3	3	1	0	0	2	0	0	0	1	6	0	1	0	1
Redmond, M.	.302	84	242	22	73	9	0	1	27	5	0	5	26	34	0	0	8	4
Roskos, J.	.167	13	12	0	2	2	0	0	1	0	0	0	1	7	0	0	0	0
Wilson, P.	.280	149	482	67	135	21	4	26	71	0	6	9	46	156	11	4	15	9
TOTALS	.263	162	5578	691	1465	266	44	128	655	44	56	59	479	1145	92	46	119	127

PITCHER	ERA	W-L	G	GS	CG	SHO	SV	IP	H	R	ER	HR	HB	BB	SO	WP	OBA
Alfonseca, A.	3.24	4-5	73	0	0	0	21	77.2	79	28	28	4	4	29	46	1	.274
Almanza, A.	1.72	0-1	14	0	0	0	0	15.2	8	4	3	1	1	9	20	0	.154
Almonzo, H.	4.20	0-2	15	0	0	0	0	15.0	20	7	7	1	0	6	8	2	.339
Billingsley, B.	16.43	0-0	8	0	0	0	0	7.2	11	14	14	3	2	10	3	1	.379
Burnett, A. J.	3.48	4-2	7	7	0	0	0	41.1	37	23	16	3	0	25	33	0	.242
Corbin, A.	7.29	0-1	17	0	0	0	0	21.0	25	20	17	2	1	15	30	3	.291
Cornelius, R.	3.26	1-0	5	2	0	0	0	19.1	16	7	7	0	0	5	12	1	.229
Darensbourg, V.	8.83	0-1	56	0	0	0	0	34.2	50	36	34	3	5	21	16	1	.340
Dempster, R.	4.71	7-8	25	25	0	0	0	147.0	146	77	77	21	6	93	126	8	.262
Edmondson, B.	5.84	5-8	68	0	0	0	1	94.0	106	65	61	11	6	44	58	5	.290
Fernández, A.	3.38	7-8	24	24	1	0	0	141.0	135	60	53	10	4	41	91	2	.252
Hernández, L.	4.76	5-9	20	20	2	0	0	136.0	161	78	72	17	2	55	97	2	.294
Looper, B.	3.80	3-3	72	0	0	0	0	83.0	96	43	35	7	1	31	50	2	.293
Mantel, M.	2.72	1-2	35	0	0	0	0	10	36.1	24	11	11	4	2	25	50	.186
Meadows, B.	5.60	11-15	31	31	0	0	0	178.1	214	117	111	31	5	57	72	4	.302
Medina, R.	5.79	1-1	20	0	0	0	0	23.1	20	15	15	3	1	20	16	2	.227
Núñez, V.	4.58	4-8	17	12	0	0	0	74.2	66	48	38	9	3	34	58	5	.243
Ojala, K.	14.34	0-1	8	1	0	0	0	10.2	21	17	17	1	0	6	5	0	.438
Sánchez, J.	6.01	5-7	59	10	0	0	0	76.1	84	59	51	16	4	60	62	5	.291
Springer, D.	4.86	6-16	38	29	3	2	1	196.1	231	121	106	23	7	64	83	2	.303
Tejera, M.	11.37	0-0	3	1	0	0	0	6.1	10	8	8	1	0	5	7	0	.385
TOTALS	4.90	64-98	162	162	6	5	33	1435.2	1560	858	781	171	54	655	943	46	.281

FRONT OFFICE
 HIGHLIGHTS
 MONTHLY
 2010 IN REVIEW

CLUB HISTORY

POSTSEASON HISTORY

PAST BOLDPLAYERS

2011 SCHEDULE

GENERAL INFORMATION



2000 SEASON STATISTICS

REGULARS BY POSITION

POS	PLAYER	AVG.	HR	RBI
C	Mike Redmond	.252	0	15
1B	Derrek Lee	.281	28	70
2B	Luis Castillo	.334	2	17
3B	Mike Lowell	.270	22	91
SS	Alex González	.277	7	42
LF	Cliff Floyd	.300	22	91
CF	Preston Wilson	.264	31	121
RF	Mark Kotsay	.298	12	57

FINAL NATIONAL LEAGUE STANDINGS

EAST	W-L	PCT.	GB
Atlanta	95-67	.586	--
New York	94-68	.580	1.0
Florida	79-82	.491	15.5
Montreal	67-95	.414	28.0
Philadelphia	65-97	.401	30.0

CENTRAL	W-L	PCT.	GB
St. Louis	95-67	.586	--
Cincinnati	85-77	.525	10.0
Milwaukee	73-89	.451	22.0
Houston	72-90	.444	23.0
Pittsburgh	69-93	.426	26.0
Chicago	65-97	.401	30.0

WEST	W-L	PCT.	GB
San Francisco	97-65	.599	--
Los Angeles	86-76	.531	11.0
Arizona	85-77	.525	12.0
Colorado	82-80	.506	15.0
San Diego	76-86	.469	21.0

POS	PITCHER	W-L	ERA	BB	SO	SV
SP	Ryan Dempster	14-10	3.66	97	209	0
SP	Jesús Sánchez	9-12	5.34	76	123	0
SP	Brad Penny	8-7	4.81	60	80	0
SP	Reid Cornelius	4-10	4.82	50	50	0
SP	Chuck Smith	6-6	3.23	54	118	0
CL	Antonio Alfonseca	5-6	4.24	24	47	45

TEAM STATISTICS

BATTER	AVG	G	AB	R	H	2B	3B	HR	RBI	SH	SF	HP	BB	SO	SB	CS	GDP	E
Bako, P.	.242	56	161	10	39	6	1	0	14	1	1	1	22	48	0	0	4	3
Berg, D.	.252	82	210	23	53	14	1	1	21	1	4	5	25	46	3	0	5	8
Brown, B.	.192	41	73	4	14	6	0	2	6	0	0	0	3	33	1	0	1	1
Castillo, L.	.334	136	539	101	180	17	3	2	17	9	0	0	78	86	62	22	11	11
Castro, R.	.239	50	138	10	33	4	0	2	14	0	2	1	16	36	0	0	1	6
Clapinski, C.	.306	34	49	12	15	4	1	1	7	1	0	0	5	7	0	0	1	4
Floyd, C.	.300	121	420	75	126	30	0	22	91	0	9	8	50	82	24	3	4	9
Fox, A.	.244	69	164	19	40	4	2	3	10	0	0	3	18	37	8	3	1	11
González, A.	.200	109	385	35	77	17	4	7	42	5	2	2	13	77	7	1	7	19
Kotsay, M.	.298	152	530	87	158	31	5	12	57	2	4	0	42	46	19	9	17	3
Lee, D.	.281	158	477	70	134	18	3	28	70	0	2	4	63	123	0	3	14	8
Lopez, M.	.000	4	3	0	0	0	0	0	0	0	0	0	1	1	0	0	0	0
Lowell, M.	.270	140	508	73	137	38	0	22	91	0	11	9	54	75	4	0	4	12
Martinez, S.	.222	10	18	1	4	2	0	0	0	0	0	0	0	8	0	0	0	0
Millar, K.	.259	123	259	36	67	14	3	14	42	0	2	8	36	47	0	0	5	5
Ozuna, P.	.333	14	24	2	8	1	0	0	0	2	0	0	0	2	1	0	0	1
Redmond, M.	.252	87	210	17	53	8	1	0	15	1	3	8	13	19	0	0	5	2
Rodriguez, H.	.269	36	108	10	29	6	0	2	10	0	0	1	14	23	0	0	1	0
Roison, N.	.077	8	13	0	1	0	0	0	2	0	2	0	1	4	0	0	0	0
Smith, M.	.245	104	192	22	47	8	1	5	27	0	2	2	17	54	2	0	2	0
Wilson, P.	.264	161	605	94	160	35	3	31	121	0	6	8	55	187	36	14	11	5
TOTALS	.262	161	5509	731	1441	274	29	160	691	42	51	60	540	1184	168	55	100	125

PITCHER	ERA	W-L	G	GS	CG	SHO	SV	IP	H	R	ER	HR	HB	BB	SO	WP	OBA
Alfonseca, A.	4.24	5-6	68	0	0	0	45	70.0	82	35	33	7	1	24	47	0	.291
Almanza, A.	4.86	4-2	67	0	0	0	0	46.1	38	27	25	3	2	43	46	1	.228
Aybar, M.	2.63	1-0	21	0	0	0	0	27.1	18	8	8	3	0	13	14	0	.184
Bones, R.	4.54	2-3	56	0	0	0	0	77.1	94	43	39	6	3	27	59	2	.303
Burnett, A. J.	4.79	3-7	13	13	0	0	0	82.2	80	46	44	8	2	44	57	2	.259
Cornelius, R.	4.82	4-10	22	21	0	0	0	125.0	135	74	67	19	4	50	50	8	.282
Darensbourg, V.	4.06	5-3	56	0	0	0	0	62.0	61	32	28	7	2	28	59	1	.260
Dempster, R.	3.66	14-10	33	33	2	1	0	226.1	210	102	92	30	5	97	209	4	.243
Fernández, A.	4.13	4-4	8	8	0	0	0	52.1	59	25	24	7	0	16	27	0	.292
Grilli, J.	5.40	1-0	1	1	0	0	0	6.2	11	4	4	0	2	2	3	0	.379
Looper, B.	4.41	5-1	73	0	0	0	2	67.1	71	41	33	3	5	36	29	5	.268
Mahay, R.	6.04	1-0	18	0	0	0	0	25.1	31	17	17	6	0	16	27	2	.310
Miceli, D.	4.25	6-4	45	0	0	0	0	48.2	45	23	23	4	1	18	40	3	.242
Núñez, V.	7.90	0-6	17	12	0	0	0	68.1	88	63	60	12	2	34	45	5	.319
Penny, B.	4.81	8-7	23	22	0	0	0	119.2	120	70	64	13	5	60	80	4	.263
Sánchez, J.	5.34	9-12	32	32	2	2	0	182.0	197	118	108	32	4	76	123	4	.280
Smith, C.	3.23	6-6	19	19	1	0	0	122.2	111	53	44	6	3	54	118	6	.248
Strong, J.	7.32	1-1	18	0	0	0	1	19.2	26	16	16	3	2	12	18	2	.325
TOTALS	4.59	79-82	161	161	5	4	48	1429.2	1477	797	729	169	43	650	1051	49	.269



2001 SEASON STATISTICS

REGULARS BY POSITION						FINAL NATIONAL LEAGUE STANDINGS				
POS	PLAYER	AVG.	HR	RBI		EAST	W-L	PCT.	GB	
C	Charles Johnson	.259	18	75		Atlanta	88-74	.543	—	
1B	Derrek Lee	.282	21	75		Philadelphia	86-76	.531	2.0	
2B	Luis Castillo	.263	2	45		New York	82-80	.506	6.0	
3B	Mike Lowell	.283	18	100		Florida	76-86	.469	12.0	
SS	Álex González	.250	9	48		Montreal	68-94	.420	20.0	
LF	Cliff Floyd	.317	31	103						
CF	Preston Wilson	.274	23	71		CENTRAL	W-L	PCT.	GB	
RF	Kevin Millar	.314	20	85		Houston	93-69	.574	—	
						St. Louis	93-69	.574	—	
						Chicago	88-74	.543	5.0	
						Milwaukee	68-94	.420	25.0	
						Cincinnati	66-96	.407	27.0	
						Pittsburgh	62-100	.383	31.0	
POS	PITCHER	W-L	ERA	BB	SO	SV	WEST	W-L	PCT.	GB
SP	Ryan Dempster	15-12	4.94	112	171	0	Arizona	92-70	.568	—
SP	Brad Penny	10-10	3.69	54	154	0	San Francisco	90-72	.556	2.0
SP	Matt Clement	9-10	5.05	85	134	0	Los Angeles	86-76	.531	6.0
SP	A.J. Burnett	11-12	4.05	83	128	0	San Diego	79-83	.488	13.0
SP	Chuck Smith	5-5	4.70	35	71	0	Colorado	73-89	.451	19.0
CL	Antonio Alfonseca	4-4	3.06	15	40	28				

TEAM STATISTICS

BATTER	AVG	G	AB	R	H	2B	3B	HR	RBI	SH	SF	HP	BB	SO	SB	CS	GDP	E
Abbott, J.	.262	28	42	5	11	3	0	0	5	0	0	1	3	7	0	0	1	1
Acevedo, J.	.333	20	3	1	1	1	0	0	0	1	0	0	0	0	0	0	0	1
Berg, D.	.242	82	215	26	52	12	1	4	16	2	2	2	14	39	0	1	3	8
Castillo, L.	.263	134	537	76	141	16	10	2	45	4	3	1	67	90	33	16	6	13
Castro, R.	.182	7	11	0	2	0	0	0	1	0	0	0	1	1	0	0	0	0
Floyd, C.	.317	149	555	123	176	44	4	31	103	0	5	10	59	101	18	3	9	8
Fox, A.	.185	54	81	8	15	0	1	3	7	0	0	2	15	17	1	0	2	3
Gonzalez, A.	.250	145	515	57	129	36	1	9	48	3	3	10	30	107	2	2	13	26
Gulan, M.	.000	6	6	1	0	0	0	0	0	0	0	0	2	2	0	0	0	0
Johnson, C.	.259	128	451	51	117	32	0	18	75	0	3	4	38	133	0	0	8	4
Lee, D.	.282	158	561	83	158	37	4	21	75	0	6	8	50	126	4	2	18	8
Lowell, M.	.283	146	551	65	156	37	0	18	100	0	10	10	43	79	1	2	9	9
Mabry, J.	.218	82	147	14	32	7	0	6	20	0	2	5	13	44	1	0	6	2
McGuire, R.	.185	48	54	8	10	2	0	1	8	0	2	0	7	15	1	0	0	0
Millar, K.	.314	144	449	62	141	39	5	20	85	0	2	5	39	70	0	0	8	2
Mottola, C.	.000	5	7	1	0	0	0	0	1	0	1	0	2	2	0	0	0	0
Mouton, L.	.059	21	17	1	1	0	0	0	1	0	0	0	0	7	0	0	0	0
Owens, E.	.253	119	400	51	101	16	1	5	28	4	1	0	29	59	8	6	13	3
Redmond, M.	.312	48	141	19	44	4	0	4	14	1	1	2	13	13	0	0	6	2
Thompson, R.	.290	18	31	6	9	5	0	0	2	0	0	0	1	8	0	0	2	1
Wilson, P.	.274	123	468	70	128	30	2	23	71	0	3	6	36	107	20	8	14	2
TOTALS	.264	162	5542	742	1461	325	30	166	713	60	45	67	470	1145	89	40	118	103
PITCHER	ERA	W-L	G	GS	CG	SHO	SV	IP	H	R	ER	HR	HB	BB	SO	WP	OBA	
Acevedo, J.	2.54	2-3	20	0	0	0	0	28.1	31	11	8	2	1	16	21	1	.284	
Alfonseca, A.	3.06	4-4	58	0	0	0	28	61.2	68	24	21	6	5	15	40	2	.281	
Almanza, A.	4.83	2-2	52	0	0	0	0	41.0	34	24	22	8	0	26	45	2	.250	
Baez, B.	13.50	0-0	8	0	0	0	0	9.1	22	14	14	3	0	6	14	0	.449	
Beckett, J.	1.50	2-2	4	4	0	0	0	24.0	14	9	4	3	1	11	24	1	.161	
Bones, R.	5.06	4-4	61	0	0	0	0	64.0	71	39	36	7	3	33	41	0	.286	
Burnett, A.	4.05	11-12	27	27	2	1	0	173.1	145	82	78	20	7	83	128	7	.231	
Clement, M.	5.05	9-10	31	31	0	0	0	169.1	172	102	95	15	15	85	154	15	.267	
Darensbourg, V.	4.25	1-2	58	0	0	0	1	48.2	52	24	23	4	1	10	33	0	.277	
Dempster, R.	4.94	15-12	34	34	2	1	0	211.1	218	123	116	21	10	112	171	5	.269	
Grilli, J.	6.08	2-2	6	5	0	0	0	26.2	30	18	18	6	2	11	17	0	.297	
Knotts, G.	6.00	0-1	2	1	0	0	0	6.0	7	4	4	1	2	1	0	9	.280	
Looper, B.	3.55	3-3	71	0	0	0	3	71.0	63	28	28	8	2	30	52	0	.242	
Mabry, J.	135.00	0-0	1	0	0	0	0	0.1	3	5	5	0	0	3	0	0	.750	
Miceli, D.	6.93	0-5	29	0	0	0	0	24.2	29	21	19	5	0	11	31	3	.287	
Neal, B.	6.75	0-0	4	0	0	0	0	5.1	7	4	4	0	0	5	3	1	.304	
Nuñez, V.	2.74	4-5	52	3	0	0	0	92.0	79	33	28	9	5	30	64	1	.234	
Olsen, C.	1.20	0-0	4	2	0	0	0	15.0	11	2	2	0	0	2	13	0	.204	
Penny, B.	3.69	10-10	31	31	1	1	0	25.0	183	92	84	15	7	54	154	2	.240	
Ruffin, J.	4.91	0-0	3	0	0	0	0	3.2	5	4	2	0	1	4	4	0	.313	
Sánchez, J.	4.74	2-4	16	9	0	0	0	62.2	61	33	33	7	2	31	46	0	.256	
Smith, C.	4.70	5-5	15	15	0	0	0	88.0	89	47	46	10	6	35	71	0	.265	
Strong, J.	1.35	0-0	5	0	0	0	0	6.2	3	1	1	1	0	3	4	0	.136	
TOTALS	4.32	76-86	162	162	5	11	32	1438.0	1397	744	691	151	70	617	1119	40	.257	

HOME OFFICE
 HIGHLIGHTS
 MONTHLY
 2001 IN REVIEW
 CLUB HISTORY
 POLYSEASON HISTORY
 FRANCHISE DEVELOPMENT
 2007 OPPONENTS
 ANNUAL INFORMATION



2002 SEASON STATISTICS

REGULARS BY POSITION

POS	PLAYER	AVG.	HR	RBI
C	Mike Redmond	.305	2	28
1B	Derrek Lee	.270	27	86
2B	Luis Castillo	.305	2	39
3B	Mike Lowell	.276	24	92
SS	Andy Fox	.251	4	41
LF	Kevin Millar	.306	16	57
CF	Preston Wilson	.243	23	65
RF	Cliff Floyd	.287	18	57

FINAL NATIONAL LEAGUE STANDINGS

EAST	W-L	PCT.	GB
Atlanta	101-59	.631	--
Montreal	83-79	.512	19.0
Philadelphia	80-81	.497	21.5
Florida	79-83	.488	23.0
New York	75-86	.466	26.5
CENTRAL	W-L	PCT.	GB
St. Louis	97-65	.599	--
Houston	84-78	.519	13.0
Cincinnati	78-84	.481	19.0
Pittsburgh	72-89	.447	24.5
Chicago	67-95	.414	30.0
Milwaukee	56-106	.346	41.0
WEST	W-L	PCT.	GB
Arizona	98-64	.605	--
San Francisco	95-66	.590	2.5
Los Angeles	92-70	.568	6.0
Colorado	73-89	.451	25.0
San Diego	66-96	.407	32.0

POS	PITCHER	W-L	ERA	BB	SO	SV
SP	A.J. Burnett	12-9	3.30	90	203	0
SP	Julian Tavarez	10-12	5.39	74	67	0
SP	Brad Penny	8-7	4.66	50	93	0
SP	Josh Beckett	6-7	4.10	44	113	0
SP	Ryan Dempster	4-8	4.79	55	87	0
CL	Vladimir Nunez	6-5	3.41	37	73	20

TEAM STATISTICS

BATTER	AVG	G	AB	R	H	2B	3B	HR	RBI	SH	SF	HP	BB	SO	SB	CS	GDP	E
Banks, B.	.321	20	28	3	9	1	0	1	4	0	0	0	1	6	0	0	0	1
Bush, H.	.222	40	54	7	12	0	0	0	5	0	2	2	5	25	4	1	2	0
Castillo, L.	.305	146	606	86	185	18	5	2	39	4	1	2	55	76	48	15	7	13
Castro, R.	.238	54	101	11	24	4	0	6	18	1	3	0	14	24	0	0	4	0
Encarnacion, J.	.262	69	263	34	69	11	3	8	34	0	4	3	20	50	12	5	11	1
Floyd, C.	.287	84	296	49	85	20	0	18	57	1	0	7	58	68	10	5	0	0
Fox, A.	.251	133	435	55	109	14	5	4	41	5	3	10	49	94	31	7	9	18
Gonzalez, A.	.225	42	151	15	34	7	1	2	18	3	2	4	12	32	3	1	2	3
Johnson, C.	.217	83	244	18	53	19	0	6	36	1	4	0	31	61	0	0	10	3
Lee, D.	.270	162	581	95	157	35	7	27	86	0	4	5	98	164	19	9	14	12
Lowell, M.	.276	160	597	88	165	44	0	24	92	0	11	4	65	92	4	3	16	14
Malloy, M.	.120	24	25	3	3	0	0	0	2	0	1	0	2	8	0	0	0	1
Millar, K.	.306	126	438	58	134	41	0	16	57	0	6	5	40	74	0	2	15	4
Mordecai, M.	.286	38	77	10	22	4	0	0	7	3	0	1	5	13	1	1	1	1
Nunez, A.	.118	19	17	2	2	0	0	0	1	0	0	0	0	5	0	1	1	0
Owens, E.	.270	131	385	44	104	15	5	4	37	8	1	0	31	33	26	9	11	6
Ozuna, P.	.277	34	47	4	13	2	2	0	3	0	1	1	1	3	1	1	2	0
Raines, T.	.191	98	89	9	17	3	0	1	7	0	2	1	22	19	0	0	3	1
Redmond, M.	.305	89	256	19	78	15	0	2	28	2	3	8	21	34	0	2	4	4
Wilson, P.	.243	141	510	80	124	22	2	23	65	2	3	9	58	140	20	11	17	6
TOTALS	.261	162	5496	699	1433	280	32	146	653	59	49	61	595	1130	177	73	129	106
PITCHER	ERA	W-L	G	GS	CG	SHO	SV	IP	H	R	ER	HR	HB	BB	SO	WP	OBA	
Almanza, A.	4.34	3-2	51	0	0	0	2	45.2	36	22	22	8	0	23	57	2	.224	
Baez, B.	—	0-0	0	0	0	0	0	0.0	0	0	0	0	0	0	0	0	.000	
Beckett, J.	4.10	6-7	23	21	0	0	0	107.2	93	56	49	13	1	44	113	5	.232	
Borland, T.	5.27	1-0	15	0	0	0	0	13.2	14	8	8	3	3	5	11	2	.269	
Burnett, A.	3.30	12-9	31	29	7	5	0	204.1	153	84	75	12	9	90	203	14	.209	
Darensbourg, V.	6.14	1-2	42	0	0	0	0	48.1	61	34	33	10	2	26	33	0	.305	
Dempster, R.	4.79	5-8	18	18	3	0	0	120.1	126	66	64	12	7	55	87	0	.281	
Izquierdo, H.	4.55	2-0	20	2	0	0	0	29.2	33	17	15	2	5	21	20	0	.289	
Knotts, G.	4.40	3-1	28	0	0	0	0	30.2	21	15	15	6	1	16	21	1	.193	
Lloyd, G.	4.44	2-2	25	0	0	0	0	26.1	26	13	13	1	1	11	20	1	.263	
Looper, B.	3.14	2-5	78	0	0	0	13	86.0	73	31	30	8	1	28	55	1	.230	
Mairena, O.	5.35	2-3	31	0	0	0	0	33.2	38	21	20	7	0	12	21	3	.288	
Neal, B.	2.73	3-0	32	0	0	0	0	33.0	32	12	10	1	0	14	33	4	.248	
Nunez, V.	3.41	6-5	77	0	0	0	0	97.2	80	38	37	8	0	37	73	2	.224	
Olsen, K.	4.53	0-5	17	8	0	0	0	55.2	57	31	28	5	1	31	38	3	.270	
Pavano, C.	3.79	3-2	22	8	0	0	0	61.2	76	33	26	5	3	14	41	1	.306	
Penny, B.	4.66	8-7	24	24	1	1	0	129.1	148	76	67	18	1	50	93	4	.288	
Robertson, N.	11.88	0-1	6	1	0	0	0	8.1	15	11	11	3	2	4	3	0	.375	
Tavarez, J.	5.39	10-12	29	27	0	0	0	153.2	188	100	92	9	15	74	67	7	.308	
Tejera, M.	4.45	8-8	47	18	0	0	1	139.2	144	71	69	17	6	60	95	3	.269	
Teut, N.	9.82	0-1	2	1	0	0	0	7.1	13	8	8	0	0	3	4	0	.394	
Wayne, J.	5.32	2-3	5	5	0	0	0	23.2	22	16	14	3	0	13	16	2	.244	
TOTALS	4.36	79-83	162	162	11	12	36	1456.1	1449	763	706	151	58	631	1104	55	.262	

2003 SEASON STATISTICS

REGULARS BY POSITION

POS	PLAYER	AVG.	HR	RBI
C	Iván Rodríguez	.297	16	85
1B	Derrek Lee	.271	31	92
2B	Luis Castillo	.314	6	39
3B	Mike Lowell	.276	32	105
SS	Álex González	.256	18	77
LF	Miguel Cabrera	.268	12	32
CF	Juan Pierre	.305	1	41
RF	Juan Encarnacion	.270	19	94

FINAL NATIONAL LEAGUE STANDINGS

EAST	W-L	PCT.	GB
Atlanta	101-61	.623	--
Florida	91-71	.562	10.0
Philadelphia	86-76	.531	15.0
Montreal	83-79	.512	18.0
New York	66-95	.410	34.5

CENTRAL	W-L	PCT.	GB
Chicago	88-74	.543	--
Houston	87-75	.537	1.0
St. Louis	85-77	.525	3.0
Pittsburgh	75-87	.463	13.0
Cincinnati	69-93	.426	19.0
Milwaukee	68-94	.420	20.0

WEST	W-L	PCT.	GB
San Francisco	100-61	.621	--
Los Angeles	85-77	.525	15.5
Arizona	84-78	.519	16.5
Colorado	74-88	.457	26.5
San Diego	64-98	.395	36.5

POS	PITCHER	W-L	ERA	BB	SO	SV
SP	Brad Penny	14-10	4.13	56	138	0
SP	Carl Pavano	12-13	4.30	49	133	0
SP	Mark Redman	14-9	3.59	61	151	0
SP	Dontrelle Willis	14-6	3.30	58	142	0
SP	Josh Beckett	9-8	3.04	56	152	0
CL	Braden Looper	6-4	3.68	29	56	28

TEAM STATISTICS

BATTER	AVG	G	AB	R	H	2B	3B	HR	RBI	SH	SF	HP	BB	SO	SB	CS	GDP	E
Allen, C.	.208	11	24	2	5	1	1	0	0	0	0	1	0	5	0	0	1	0
Banks, B.	.235	90	149	14	35	6	2	4	23	2	2	2	25	38	2	1	4	1
Cabrera, M.	.268	87	314	39	84	21	3	12	62	4	1	2	25	84	0	2	12	4
Castillo, L.	.314	152	595	99	187	19	6	6	39	15	1	2	63	60	21	19	7	10
Castro, R.	.283	36	53	6	15	2	0	5	8	0	0	0	4	11	0	0	0	1
Conline, J.	.238	25	84	13	20	3	0	5	15	1	1	0	13	10	0	0	2	0
Encarnacion, J.	.270	156	601	80	162	37	6	19	94	5	6	4	37	82	19	8	17	0
Fox, A.	.194	65	108	12	21	5	1	0	8	1	0	4	7	29	1	2	2	4
Gonzalez, A.	.256	150	528	52	135	33	6	18	77	3	5	13	33	106	0	4	8	16
Harris, L.	.286	12	14	3	4	0	0	0	1	0	0	0	3	1	0	0	1	0
Hollandsworth, T.	.254	91	228	32	58	23	3	3	20	2	2	0	22	55	2	3	2	2
Lee, D.	.271	154	539	91	146	31	2	31	92	0	6	10	88	131	21	8	9	5
Lowell, M.	.276	130	492	76	136	27	1	32	105	0	6	3	56	78	3	1	14	9
Mordecai, M.	.213	58	89	11	19	4	0	2	8	3	1	0	8	21	3	0	0	3
Pierre, J.	.305	162	668	100	204	28	7	1	41	15	3	5	55	35	65	20	9	3
Redmond, M.	.240	57	125	12	30	7	1	0	11	2	2	5	7	16	0	0	2	1
Rodriguez, I.	.297	144	511	90	152	36	3	16	85	1	5	6	55	92	10	6	18	8
Williams, G.	.129	20	31	5	4	1	0	0	3	2	0	0	2	5	3	0	0	1
TOTALS	.266	162	5490	751	1459	292	44	157	709	82	41	57	515	978	150	74	114	75

PITCHER	ERA	W-L	G	GS	CG	SHO	SV	IP	H	R	ER	HR	HB	BB	SO	WP	OBA	
Almanza, A.	4-5	6.08	51	0	0	0	0	50.1	59	37	34	10	2	25	49	2	.296	
Alvarez, J.	3.09	0-0	9	0	0	0	0	11.2	8	4	4	2	1	8	6	0	.216	
Beckett, J.	3.04	9-8	24	23	0	0	0	142.0	132	54	48	9	2	56	152	6	.246	
Borland, T.	1.86	0-0	7	0	0	0	0	9.2	3	3	2	0	0	8	4	0	.097	
Bump, N.	4.71	4-0	32	0	0	0	0	36.1	34	21	19	3	7	20	17	0	.248	
Burnett, A.	4.70	0-2	4	4	0	0	0	23.0	18	13	12	2	2	18	21	2	.217	
Fox, C.	2.13	2-1	21	0	0	0	0	25.1	16	6	6	1	0	14	27	5	.190	
Helling, R.	0.55	1-0	11	0	0	0	0	16.1	11	1	1	1	0	5	12	1	.193	
Lavrault, A.	3.86	1-0	19	0	0	0	0	28.0	38	12	12	3	1	15	21	1	.333	
Looper, B.	3.68	6-4	74	0	0	0	0	28	80.2	82	34	33	4	1	29	56	2	.264
Neal, B.	8.14	0-0	18	0	0	0	0	21.0	38	20	19	2	1	9	10	1	.413	
Núñez, V.	16.03	0-3	14	0	0	0	0	10.2	21	21	19	7	0	7	10	0	.396	
Olsen, K.	12.75	0-0	7	0	0	0	0	12.0	25	18	17	2	0	4	12	1	.431	
Pavano, C.	4.30	12-13	33	32	2	0	0	201.0	204	99	96	19	7	49	133	3	.265	
Penny, B.	4.13	14-10	32	32	0	0	0	196.1	195	96	90	21	56	6	138	3	.264	
Phelps, T.	4.00	3-2	27	7	0	0	0	63.0	70	32	28	3	23	1	43	1	.282	
Redman, M.	3.59	14-9	29	29	3	0	0	190.2	172	82	76	16	61	3	151	8	.239	
Spooneybarger, T.	4.07	1-2	33	0	0	0	0	42.0	27	21	19	1	11	0	32	5	.190	
Tejera, M.	4.67	3-4	50	6	0	0	0	2	81.0	82	44	42	6	36	3	58	0	.267
Urbina, U.	1.41	3-0	33	0	0	0	0	6	38.1	23	6	6	2	13	0	37	2	.174
Wayne, J.	11.81	0-2	2	2	0	0	0	5.1	9	7	7	1	1	5	1	1	.375	
Willis, D.	3.30	14-6	27	27	2	2	0	160.2	148	61	59	13	3	58	142	7	.245	
TOTALS	4.04	91-71	162	162	7	2	36	1445.1	1415	692	649	128	40	530	1132	51	.258	

FRONT OFFICE | FIELDING | PITCHING | BATTERS | 2003 IN REVIEW | CLUB HISTORY | POSTSEASON HISTORY | PLAYERS DEVELOPMENT | GO! SPORTS | ANNUAL INFORMATION



2004 SEASON STATISTICS

REGULARS BY POSITION

POS	PLAYER	AVG.	HR	RBI
C	Paul Lo Duca	.286	13	80
1B	Hee Seop Choi	.270	15	40
2B	Luis Castillo	.291	2	47
3B	Mike Lowell	.293	27	85
SS	Alex González	.232	23	79
LF	Jeff Conline	.280	14	83
CF	Juan Pierre	.326	3	49
RF	Miguel Cabrera	.294	33	112

FINAL NATIONAL LEAGUE STANDINGS

EAST	W-L	PCT.	GB
Atlanta	96-66	.593	--
Philadelphia	86-76	.531	10.0
Florida	83-79	.512	13.0
New York	71-91	.438	25.0
Montreal	67-95	.414	29.0

CENTRAL	W-L	PCT.	GB
St. Louis	105-57	.648	--
Houston	92-70	.568	13.0
Chicago	89-73	.549	16.0
Cincinnati	76-86	.469	29.0
Pittsburgh	72-89	.447	32.5
Milwaukee	67-94	.416	37.5

WEST	W-L	PCT.	GB
Los Angeles	93-69	.574	--
San Francisco	91-71	.562	2.0
San Diego	87-75	.537	6.0
Colorado	68-94	.420	25.0
Arizona	51-111	.315	42.0

POS	PITCHER	W-L	ERA	BB	SO	SV
SP	Brad Penny	8-8	3.15	45	111	0
SP	Carl Pavano	18-8	3.00	49	139	0
SP	A.J. Burnett	7-6	3.68	38	113	0
SP	Dontrelle Willis	10-11	4.02	61	139	0
SP	Josh Beckett	9-9	3.79	54	152	0
CL	Armando Benítez	2-2	1.29	21	62	47

TEAM STATISTICS

BATTER	AVG	G	AB	R	H	2B	3B	HR	RBI	SH	SF	HP	BB	SO	SB	CS	GDP	E
Aguila, C.	.222	29	45	10	10	2	1	3	5	1	0	0	2	12	0	0	0	2
Cabrera, M.	.294	160	603	101	177	31	1	33	112	0	8	6	68	148	5	2	20	9
Castillo, L.	.291	150	564	91	164	12	7	2	47	5	4	1	75	68	21	4	15	6
Castro, R.	.135	32	96	9	13	3	0	3	8	0	0	1	11	30	0	0	1	2
Choi, H.	.270	95	281	48	76	16	1	15	40	2	2	3	52	78	1	0	4	8
Conine, J.	.280	140	521	55	146	35	1	14	83	2	6	2	48	78	5	5	15	5
Cordero, W.	.197	27	66	6	13	3	0	1	6	0	1	2	3	19	1	0	2	1
Easley, D.	.238	98	223	26	53	20	1	9	43	0	2	8	24	36	4	1	6	7
Encarnacion, J.	.235	135	484	63	114	30	2	16	62	1	2	7	38	86	5	4	11	6
Gonzalez, A.	.232	159	561	67	130	30	3	23	79	3	4	4	27	126	3	1	17	16
Harris, L.	.211	79	95	7	20	5	0	1	17	0	1	0	3	8	0	0	2	0
Lo Duca, P.	.286	143	535	68	153	29	2	13	80	8	6	9	36	49	4	5	22	4
Lowell, M.	.293	158	598	87	175	44	1	27	85	0	3	6	64	77	5	1	17	7
Mordecai, M.	.226	69	84	7	19	3	0	1	5	0	0	0	6	18	0	1	1	3
Núñez, A.	.172	58	64	9	11	1	1	1	5	2	0	0	9	21	1	2	3	0
Pierre, J.	.326	162	678	100	221	22	12	3	49	15	2	8	45	35	45	24	9	2
Redmond, M.	.256	81	246	19	63	15	0	2	25	3	2	8	14	28	1	0	10	2
Sutton, L.	.200	8	5	0	1	0	0	0	1	0	0	0	1	2	0	0	0	0
Treanor, M.	.236	29	55	7	13	2	0	0	1	0	0	2	4	13	0	0	3	3
Willingham, J.	.200	12	25	2	5	0	0	1	1	0	0	0	4	8	0	0	1	1
TOTALS	.264	162	5486	718	1447	275	32	148	677	77	40	58	499	968	96	43	142	86

PITCHER	ERA	W-L	G	GS	CG	SHO	SV	IP	H	R	ER	HR	HB	BB	SO	WP	OBA
Beckett, J.	3.79	9-9	26	26	1	1	0	156.2	137	72	66	16	6	54	152	5	.235
Benítez, A.	1.29	2-2	64	0	0	0	47	69.2	36	11	10	6	0	21	62	0	.152
Borland, T.	5.40	1-1	18	0	0	0	0	18.1	18	11	11	3	0	12	18	0	.254
Bump, N.	5.01	2-4	50	2	0	0	1	73.2	86	46	41	7	3	32	44	2	.297
Burnett, A.	3.68	7-6	20	19	1	0	0	120.0	102	50	49	9	4	38	113	7	.231
Fox, C.	6.75	0-1	12	0	0	0	0	10.2	9	8	8	1	1	8	17	1	.225
Gracesqui, F.	11.25	0-1	7	0	0	0	1	4.0	6	5	5	0	2	3	1	0	.333
Howard, B.	5.50	1-1	31	0	0	0	0	37.2	37	23	23	6	1	21	33	3	.261
Kensing, L.	9.88	0-3	5	3	0	0	0	13.2	19	15	15	5	1	9	7	2	.345
Koch, B.	3.51	1-2	23	0	0	0	0	25.2	21	10	10	3	0	20	25	1	.226
Manzanillo, J.	6.12	3-3	26	0	0	0	1	32.1	38	24	22	6	3	15	27	0	.292
Mota, G.	3.07	9-8	78	0	0	0	4	96.2	75	33	33	8	4	37	85	5	.218
Neu, M.	4.50	0-0	1	0	0	0	0	4.0	5	2	2	1	0	2	2	0	.313
Oliver, D.	5.94	3-3	27	10	0	0	0	72.2	87	50	48	14	1	21	46	1	.305
Pavano, C.	3.00	18-8	31	31	2	2	0	222.1	212	80	74	16	11	49	139	2	.253
Penny, B.	3.15	9-10	24	24	0	0	0	143.0	130	55	50	12	3	45	111	5	.243
Perisho, M.	4.40	5-3	66	0	0	0	0	47.0	45	23	23	6	2	26	42	1	.247
Phelps, T.	4.76	1-1	19	4	0	0	0	34.0	34	20	18	6	0	12	28	0	.268
Seanez, R.	2.74	3-1	23	0	0	0	0	23.0	18	7	7	3	0	8	25	1	.212
Small, A.	8.27	0-0	7	0	0	0	0	16.1	24	15	15	5	0	7	8	1	.343
Tejera, M.	18.00	0-1	2	2	0	0	0	4.0	6	8	8	0	1	6	3	0	.375
Valdez, I.	5.19	14-9	34	31	1	1	0	170.0	202	105	98	33	2	49	67	1	.294
Wayne, J.	5.79	3-3	19	1	0	0	0	32.2	35	24	21	6	2	18	20	1	.282
Weathers, D.	4.15	7-7	66	2	0	0	0	82.1	85	44	38	12	5	35	61	1	.274
Willis, D.	4.02	10-11	32	32	2	0	0	197.0	210	99	88	20	8	61	139	2	.273
TOTALS	4.10	83-79	162	162	6	14	53	1439.0	1395	700	655	166	51	513	1116	35	.256



FRONT OFFICE
 FIELD STAFF
 PLAYERS
 MAN IN REVIEW
 CLUB HISTORY
 POSTSEASON HISTORY
 PLAYER DEVELOPMENT
 ZEPHYRUS
 STADIUM INFORMATION

2005 SEASON STATISTICS

REGULARS BY POSITION						FINAL NATIONAL LEAGUE STANDINGS				
POS	PLAYER	AVG.	HR	RBI		EAST	W-L	PCT.	GB	
C	Paul Lo Duca	.283	6	57		Atlanta	90-72	.556	--	
1B	Carlos Delgado	.301	33	115		Philadelphia	88-74	.543	2.0	
2B	Luis Castillo	.301	4	30		Florida	83-79	.512	7.0	
3B	Mike Lowell	.236	8	38		New York	83-79	.512	7.0	
SS	Álex González	.264	5	45		Washington	81-81	.500	9.0	
LF	Miguel Cabrera	.323	33	116						
CF	Juan Pierre	.276	2	47		CENTRAL	W-L	PCT.	GB	
RF	Juan Encarnacion	.287	16	76		St. Louis	100-62	.614	--	
						Houston	89-73	.549	11.0	
						Milwaukee	81-81	.500	19.0	
SP	Josh Beckett	15-8	3.38	58	166	0	Chicago	79-83	.488	21.0
SP	Dontrelle Willis	22-10	2.63	55	170	0	Cincinnati	73-89	.451	27.0
SP	A.J. Burnett	12-12	3.44	79	198	0	Pittsburgh	67-95	.414	33.0
SP	Al Leiter	3-7	6.64	60	52	0				
SP	Brian Moehler	6-12	4.55	42	95	0	WEST	W-L	PCT.	GB
CL	Todd Jones	1-5	2.10	14	62	40	San Diego	82-80	.506	--
							Arizona	77-85	.475	5.0
							San Francisco	75-87	.463	7.0
							Los Angeles	71-91	.438	11.0
							Colorado	67-95	.414	15.0

TEAM STATISTICS

BATTER	AVG	G	AB	R	H	2B	3B	HR	RBI	SH	SF	HP	BB	SO	SB	CS	GDP	E
Aguila, C.	.244	65	78	11	19	3	0	0	4	0	0	0	3	19	0	1	0	0
Andino, R.	.159	17	44	4	7	4	0	0	1	1	0	0	5	8	1	0	2	2
Cabrera, M.	.323	158	613	106	198	43	2	33	116	0	6	2	64	125	1	0	20	7
Castillo, L.	.301	122	439	72	132	12	4	4	30	18	1	1	65	32	10	7	11	7
Conline, J.	.304	131	335	42	102	20	2	3	33	2	6	3	38	58	2	0	12	7
Delgado, C.	.301	144	521	81	157	41	3	33	115	0	6	17	72	121	0	0	16	14
Dillon, J.	.167	27	36	6	6	1	0	1	1	1	0	1	1	8	0	0	3	1
Easley, D.	.240	102	267	37	64	19	1	9	30	3	4	4	26	47	4	1	6	9
Encarnacion, J.	.287	141	506	59	145	27	3	16	76	4	3	9	41	104	6	5	9	4
Gonzalez, A.	.264	130	435	45	115	30	0	5	45	4	3	5	31	81	5	3	11	16
Harris, L.	.314	83	70	5	22	4	0	1	13	0	0	1	7	11	0	1	3	0
Hermida, J.	.293	23	41	9	12	2	0	4	11	0	0	0	6	12	2	0	1	0
Lo Duca, P.	.283	132	445	45	126	23	1	6	57	5	8	4	34	31	4	3	16	8
Lowell, M.	.236	150	500	56	118	36	1	8	58	1	9	2	46	58	4	0	14	7
Pierre, J.	.276	162	656	96	181	19	13	2	47	10	2	9	41	45	57	17	10	4
Treanor, M.	.201	58	134	10	27	8	0	0	13	1	0	3	16	28	0	0	5	5
Willingham, J.	.304	16	23	3	7	1	0	0	4	1	0	2	2	5	0	0	1	0
Wilson, J.	.300	11	10	2	1	1	0	0	0	0	0	1	0	4	0	0	0	0
TOTALS	.272	162	5502	717	1499	306	32	128	678	82	50	67	512	918	96	38	144	103

PITCHER	ERA	W-L	G	GS	CG	SHO	SV	IP	H	R	ER	HR	HB	BB	SO	WP	OBA
Allonsea, A.	4.94	1-1	33	0	0	0	0	27.1	29	15	15	2	2	14	16	1	.299
Bazardo, Y.	21.60	0-0	1	0	0	0	0	1.2	5	5	4	0	0	2	2	1	.500
Beckett, J.	3.38	15-8	29	29	2	1	0	178.2	153	75	67	14	7	58	166	5	.234
Bentz, C.	31.50	0-0	4	0	0	0	0	2.0	8	7	7	2	0	0	0	0	.571
Bump, N.	4.03	0-3	31	0	0	0	0	38.0	43	18	17	5	2	12	18	0	.289
Burnett, A.	3.44	12-12	32	32	4	2	0	209.0	184	97	80	12	7	79	198	12	.237
Castillo, F.	10.38	0-1	1	1	0	0	0	4.1	4	5	5	0	0	5	4	0	.235
Crowell, J.	21.60	0-0	4	0	0	0	0	3.1	10	8	8	1	2	0	2	0	.526
de los Santos, V.	6.14	1-2	27	0	0	0	0	22.0	25	15	15	4	2	12	16	4	.281
Johnson, J.	3.65	0-0	4	1	0	0	0	12.1	11	5	5	0	1	10	10	0	.256
Jones, T.	2.10	1-5	68	0	0	0	40	73.0	61	19	17	2	3	14	62	2	.230
Kerising, L.	11.12	0-0	3	0	0	0	0	5.2	11	7	7	2	0	3	4	0	.407
Leiter, A.	6.64	3-7	17	16	0	0	0	80.0	88	61	59	9	6	60	52	0	.292
Mecir, J.	3.12	1-4	52	0	0	0	0	43.1	39	17	15	2	5	17	34	0	.248
Messenger, R.	5.35	0-0	29	0	0	0	0	37.0	39	22	22	5	0	30	29	1	.273
Moehler, B.	4.55	6-12	37	25	0	0	0	158.1	198	82	80	16	5	42	95	1	.313
Mota, G.	4.70	2-2	56	0	0	0	2	67.0	65	38	35	5	1	32	60	4	.254
Olsen, S.	3.98	1-1	5	4	0	0	0	20.1	21	13	9	5	0	10	21	1	.259
Perisho, M.	1.93	2-0	24	0	0	0	0	14.0	12	4	3	1	1	11	10	0	.245
Quattrill, P.	8.44	0-1	6	0	0	0	0	5.1	8	7	5	1	0	5	1	0	.348
Resop, C.	8.47	2-0	15	0	0	0	0	17.0	22	16	16	1	1	9	15	3	.324
Riedling, J.	7.16	4-1	29	0	0	0	0	27.2	34	23	22	3	1	13	16	6	.298
Smith, T.	6.75	0-0	12	0	0	0	0	10.2	17	8	8	1	0	5	9	0	.370
Valdez, J.	5.33	2-2	14	7	0	0	0	50.2	64	32	30	6	5	22	27	1	.314
Vargas, J.	4.03	5-5	17	13	1	0	0	73.2	71	34	33	4	4	31	59	0	.249
Villone, R.	6.85	3-2	27	0	0	0	0	23.2	24	20	18	2	2	12	29	1	.264
Willis, D.	2.63	22-10	34	34	7	5	0	236.1	213	79	69	11	8	55	170	2	.243
TOTALS	4.16	83-79	162	162	14	15	42	1442.1	1459	732	666	166	65	563	1125	45	.266

FRONT OFFICE
 HIGHLIGHTS
 MONTHS
 2005 IN REVIEW

CLUB HISTORY

POSSESSOR HISTORY
 POLYSEASON HISTORY

PITCHER DEVELOPMENT

2005 OPPONENTS

ANNUAL INFORMATION



2006 SEASON STATISTICS

REGULARS BY POSITION

POS	PLAYER	AVG.	HR	RBI
C	Miguel Olivo	.263	16	58
1B	Mike Jacobs	.262	20	77
2B	Dan Uggla	.282	27	90
3B	Miguel Cabrera	.339	26	114
SS	Hanley Ramirez	.292	17	59
LF	Josh Willingham	.277	26	74
CF	Reggie Abercrombie	.212	5	24
RF	Jeremy Hermida	.251	5	28

FINAL NATIONAL LEAGUE STANDINGS

EAST	W-L	PCT.	GB
New York	97-65	.599	-
Philadelphia	85-77	.525	12.0
Atlanta	79-83	.488	18.0
Florida	78-84	.481	19.0
Washington	71-91	.438	26.0

CENTRAL	W-L	PCT.	GB
St. Louis	83-78	.516	-
Houston	82-80	.506	1.5
Cincinnati	80-82	.494	3.5
Milwaukee	75-87	.463	8.5
Pittsburgh	67-95	.414	16.5
Chicago	66-96	.407	17.5

WEST	W-L	PCT.	GB
Los Angeles	88-74	.543	-
San Diego	88-74	.543	-
San Francisco	76-85	.472	11.5
Arizona	76-86	.469	12.0
Colorado	76-86	.469	12.0

POS	PITCHER	W-L	ERA	BB	SO	SV
SP	Dontrelle Willis	12-12	3.87	83	160	0
SP	Scott Olsen	12-10	4.04	75	166	0
SP	Josh Johnson	12-7	3.10	68	133	0
SP	Ricky Nolasco	11-11	4.82	41	99	0
SP	Brian Moehler	7-11	6.57	38	58	0
CL	Joe Borowski	3-3	3.75	33	64	36

TEAM STATISTICS

BATTER	AVG	G	AB	R	H	2B	3B	HR	RBI	SH	SF	HP	BB	SO	SB	CS	GDP	E
Abercrombie, R.	.212	111	255	39	54	12	2	5	24	4	1	3	18	78	6	5	2	5
Aguila, C.	.232	47	95	5	22	8	1	0	7	0	0	0	9	26	2	1	2	0
Amézcaga, A.	.260	132	334	42	87	9	3	3	19	7	1	3	33	46	20	12	5	6
Andino, R.	.167	11	24	0	4	1	0	0	2	1	2	0	1	6	1	0	0	1
Borchard, J.	.230	108	230	30	53	7	1	10	28	0	0	3	28	66	0	2	5	2
Cabrera, M.	.339	158	576	112	195	50	2	26	114	0	4	10	86	108	9	6	18	17
Cepicky, M.	.111	9	18	0	2	0	0	0	0	0	0	0	1	4	0	0	0	0
Helms, W.	.329	140	240	30	79	19	5	10	47	6	5	6	21	55	0	4	7	2
Hermida, J.	.251	99	307	37	77	19	1	5	28	2	1	5	33	70	4	1	6	8
Hoover, P.	.400	4	5	0	2	0	0	0	1	0	0	0	0	0	0	0	0	1
Jacobs, M.	.262	136	469	54	123	37	1	20	77	0	5	1	45	105	3	0	16	7
Olivo, M.	.263	127	430	52	113	22	3	16	58	3	3	7	9	103	2	3	9	7
Ramirez, H.	.292	158	633	119	185	46	11	17	59	5	2	4	56	128	51	15	7	26
Reed, E.	.098	42	41	6	4	0	0	0	0	2	0	2	2	10	3	1	1	0
Ross, C.	.227	101	269	34	61	12	2	13	46	1	2	4	22	65	1	1	8	2
Treanor, M.	.229	67	157	12	36	6	1	2	14	2	2	5	19	34	0	1	4	3
Uggla, D.	.282	154	611	105	172	26	7	27	90	7	8	9	48	123	6	6	5	15
Willingham, J.	.277	142	502	62	139	28	2	26	74	0	6	11	54	109	2	0	13	7
Wood, J.	.462	12	13	3	6	2	0	0	1	0	0	0	1	2	1	0	0	0
TOTALS	.264	162	5502	758	1454	309	42	182	713	76	42	74	497	1249	110	58	109	126

PITCHER	ERA	W-L	G	GS	CG	SHO	SV	IP	H	R	ER	HR	HB	BB	SO	WP	OBA
Borowski, J.	3.75	3-3	72	0	0	0	36	69.2	63	31	29	7	2	33	64	1	.235
Fulchino, J.	0.00	0-0	1	0	0	0	0	0.1	0	0	0	0	0	1	0	0	.000
Garcia, J.	4.91	0-0	5	0	0	0	0	11.0	10	6	6	1	0	5	8	0	.233
German, F.	3.00	0-0	12	0	0	0	0	12.0	7	4	4	1	1	14	6	0	.171
Herges, M.	4.31	2-3	66	0	0	0	0	71.0	94	42	34	5	3	28	36	1	.321
Johnson, J.	3.10	12-7	31	24	0	0	0	157.0	136	63	54	14	4	68	133	3	.236
Kensing, L.	4.54	1-3	37	0	0	0	1	37.2	30	19	19	6	3	19	45	0	.221
Martinez, C.	1.74	0-1	12	0	0	0	0	10.1	9	2	2	0	0	6	11	0	.250
Messenger, R.	5.67	2-7	59	0	0	0	0	60.1	72	42	38	8	1	24	45	3	.296
Mitre, S.	5.71	1-5	15	7	0	0	0	41.0	44	28	26	7	6	20	31	1	.275
Moehler, B.	6.57	7-11	29	21	0	0	0	122.0	164	95	89	19	5	38	58	2	.325
Nolasco, C.	4.82	11-11	35	22	0	0	0	140.0	157	86	75	20	10	41	99	7	.286
Olsen, S.	4.04	12-10	31	31	0	0	0	180.2	160	94	81	23	7	75	166	8	.239
Petit, Y.	9.57	1-1	15	1	0	0	0	26.1	46	28	28	7	0	9	20	0	.390
Pinto, R.	3.03	0-0	27	0	0	0	1	29.2	20	12	10	3	1	27	36	4	.190
Resop, C.	3.38	1-2	22	0	0	0	0	21.1	26	9	8	1	1	16	10	0	.310
Sánchez, A.	2.83	10-3	18	17	2	1	0	114.1	90	39	36	9	4	46	72	4	.217
Tankersley, T.	2.85	2-1	49	0	0	0	3	41.0	33	14	13	4	1	26	46	3	.228
Vargas, J.	7.33	1-2	12	5	0	0	0	43.0	50	39	35	9	4	30	25	2	.292
Wellemeyer, T.	5.48	0-2	18	0	0	0	0	21.1	20	13	13	1	2	13	17	2	.256
Willis, D.	3.87	12-12	34	34	4	1	0	223.1	234	106	96	21	19	83	160	6	.274
TOTALS	4.37	78-84	162	162	6	6	41	1433.1	1465	772	696	166	74	622	1088	47	.267



2007 SEASON STATISTICS

REGULARS BY POSITION						FINAL NATIONAL LEAGUE STANDINGS				
POS	PLAYER	AVG.	HR	RBI		EAST	W-L	PCT.	GB	
C	Miguel Olivo	.237	16	60		Philadelphia	89-73	.549	-	
1B	Mike Jacobs	.265	17	54		New York	88-74	.543	1.0	
2B	Dan Uggla	.245	31	88		Atlanta	84-78	.519	5.0	
3B	Miguel Cabrera	.320	34	119		Washington	73-89	.451	16.0	
SS	Hanley Ramirez	.332	29	81		Florida	71-91	.438	18.0	
LF	Josh Willingham	.265	21	89						
CF	Alfredo Amézaga	.263	2	30		CENTRAL	W-L	PCT.	GB	
RF	Jeremy Hermida	.296	18	63		Chicago	85-77	.525	-	
						Milwaukee	83-79	.512	2.0	
						St. Louis	78-84	.481	7.0	
SP	Dontrelle Willis	10-15	5.17	87	146	0	Houston	73-89	.451	12.0
SP	Scott Olsen	10-15	5.81	85	133	0	Cincinnati	72-90	.444	13.0
SP	Sergio Mitre	5-8	4.65	41	80	0	Pittsburgh	68-94	.420	17.0
SP	Byung-Hyun Kim	9-5	5.42	62	102	0				
SP	Rick VandenHurk	4-6	6.83	48	82	0	WEST	W-L	PCT.	GB
CL	Kevin Gregg	0-5	3.54	40	87	32	Arizona	90-72	.556	-
						Colorado	90-73	.552	0.5	
						San Diego	89-74	.546	1.5	
						Los Angeles	82-80	.506	8.0	
						San Francisco	71-91	.438	19.0	

TEAM STATISTICS

BATTER	AVG	G	AB	R	H	2B	3B	HR	RBI	SH	SF	HP	BB	SO	SB	CS	GDP	E
Abercrombie, R.	.197	35	76	16	15	3	0	2	5	0	0	2	2	22	7	1	1	1
Amézaga, A.	.263	133	400	46	105	14	9	2	30	4	5	4	35	52	13	7	4	8
Andino, R.	.385	7	13	0	5	1	0	0	0	0	0	0	2	0	0	0	0	0
Boone, A.	.286	69	189	27	54	11	0	5	28	1	4	13	21	41	2	0	0	5
Borchard, J.	.196	85	179	20	35	9	0	4	19	0	0	2	21	60	4	0	4	2
Cabrera, M.	.320	157	588	91	188	38	2	34	119	1	7	5	79	127	2	1	17	23
Carroll, B.	.184	23	49	10	9	1	0	0	2	1	0	0	3	15	0	0	1	2
De Aza, A.	.229	45	144	14	33	8	2	0	8	5	2	1	6	37	2	0	2	1
Gall, J.	.000	3	4	0	0	0	0	0	0	0	0	1	0	1	0	0	1	0
Hermida, J.	.296	123	429	54	127	32	1	18	63	1	3	4	47	105	3	4	10	9
Hoover, P.	.375	3	8	1	3	0	0	0	0	0	0	0	2	0	0	0	0	0
Jacobs, M.	.265	114	426	57	113	27	2	17	54	0	1	2	31	101	1	2	12	7
Linden, T.	.271	85	129	15	35	7	1	1	8	0	0	1	14	36	4	0	4	0
Olivo, M.	.237	122	452	43	107	20	4	16	60	0	1	2	14	123	3	2	13	12
Ramirez, H.	.332	154	639	125	212	48	6	29	81	4	4	7	52	95	51	14	10	24
Reed, E.	.100	18	20	3	2	0	0	0	0	0	0	0	1	6	1	0	0	0
Ross, C.	.335	66	173	35	58	19	0	12	39	0	1	3	20	38	2	0	2	3
Treanor, M.	.269	55	171	16	46	7	1	4	19	2	1	5	19	29	0	0	2	3
Uggla, D.	.245	159	632	113	155	49	3	31	88	4	11	13	68	167	2	1	10	11
Willingham, J.	.265	144	521	75	138	32	4	21	89	0	1	16	66	122	8	1	11	3
Wood, J.	.239	98	117	11	28	6	0	3	26	1	1	0	8	38	0	0	1	3
TOTALS	.267	162	5627	790	1504	340	38	201	749	72	42	82	521	1332	105	34	107	137

PITCHER	ERA	W-L	G	GS	CG	SHO	SV	IP	H	R	ER	HR	HB	BB	SO	WP	QBR
Barone, D.	5.71	1-3	16	6	0	0	0	41.0	50	29	26	11	1	19	18	1	.311
Beritez, A.	5.36	2-8	55	0	0	0	9	50.1	49	37	30	8	1	29	57	1	.257
Carvajal, M.	6.75	0-0	3	0	0	0	0	4.0	8	4	3	0	0	2	2	0	.381
Field, N.	27.00	0-0	1	0	0	0	0	1.0	3	3	3	0	0	1	2	0	.500
Garcia, H.	4.38	0-1	8	0	0	0	0	12.1	14	6	6	3	0	7	15	2	.298
Gardner, L.	1.94	3-4	62	0	0	0	2	74.1	72	19	16	2	3	18	52	1	.254
Gregg, K.	3.54	0-5	74	0	0	0	32	84.0	63	34	33	7	6	40	87	6	.206
Johnson, J.	7.47	0-3	4	4	0	0	0	15.2	26	17	13	1	0	12	14	1	.388
Julio, J.	12.54	0-2	10	0	0	0	0	9.1	18	14	13	2	2	11	6	1	.400
Kensing, L.	1.35	3-0	9	0	0	0	0	13.1	11	2	2	0	2	7	13	0	.224
Kim, B.	5.42	9-5	23	19	0	0	0	109.2	114	74	66	17	14	62	102	4	.266
Lindstrom, M.	3.09	3-4	71	0	0	0	0	67.0	66	27	23	2	3	21	62	5	.258
Martinez, C.	13.50	0-0	2	0	0	0	0	2.2	4	4	4	3	0	1	2	0	.333
Messenger, R.	2.66	1-1	23	0	0	0	0	23.2	27	7	7	0	0	9	12	0	.303
Miller, J.	3.65	5-0	62	0	0	0	0	61.2	53	27	25	5	0	24	74	4	.228
Mitre, S.	4.65	5-8	27	27	0	0	0	149.0	180	88	77	9	10	41	80	6	.303
Nolasco, R.	5.48	1-2	5	4	0	0	0	21.1	26	16	13	3	1	9	11	1	.321
Obermueller, W.	6.56	2-3	18	7	0	0	0	59.0	72	49	43	7	4	36	35	2	.306
Olsen, S.	5.81	10-15	33	33	0	0	0	176.2	226	134	114	29	1	85	133	8	.315
Owens, H.	1.96	2-0	22	0	0	0	4	23.0	19	7	5	3	0	10	16	2	.216
Pinto, R.	3.68	2-4	57	0	0	0	1	58.2	45	25	24	7	3	32	56	2	.222
Ramirez, E.	5.40	0-0	4	0	0	0	0	3.1	4	2	2	0	0	2	1	0	.285
Sánchez, A.	4.80	2-1	6	6	0	0	0	30.0	43	17	16	3	2	19	14	3	.341
Seidson, C.	8.83	0-2	7	4	0	0	0	17.1	29	19	17	2	1	5	10	0	.349
Tankersley, T.	3.99	6-1	67	0	0	0	1	47.1	42	22	21	4	3	29	49	2	.246
VandenHurk, R.	6.83	4-6	18	17	0	0	0	81.2	94	63	62	15	3	48	82	4	.294
Willis, D.	5.17	10-15	35	35	0	0	0	205.1	241	131	118	29	14	87	146	9	.294
Wolf, R.	11.68	0-1	14	0	0	0	0	12.1	24	16	16	4	1	3	6	1	.393
Wood, J.	0.00	0-0	1	0	0	0	0	1.0	0	0	0	0	0	0	0	0	.000
Zarate, M.	10.80	0-0	4	0	0	0	0	5.0	11	7	6	3	1	1	3	1	.393
TOTALS	4.94	71-91	162	162	0	4	40	1443.2	1617	891	793	176	76	661	1142	67	.285

HOME OFFICE
 HIGHLIGHTS
 MONTHLY
 2010 IN REVIEW
 CLUB HISTORY
 POSTSEASON HISTORY
 FUTURE DEVELOPMENT
 2011 OPPORTUNITIES
 ANNUAL INFORMATION



2008 SEASON STATISTICS

REGULARS BY POSITION

POS	PLAYER	AVG.	HR	RBI
C	John Baker	.299	5	32
1B	Mike Jacobs	.247	32	93
2B	Dan Uggla	.260	32	92
3B	Jorge Cantú	.277	29	95
SS	Hanley Ramirez	.301	33	67
LF	Josh Willingham	.254	15	51
CF	Cody Ross	.260	22	73
RF	Jeremy Hermida	.249	17	61

FINAL NATIONAL LEAGUE STANDINGS

EAST	W-L	PCT.	GB
Philadelphia	92-70	.568	-
New York	89-73	.549	3.0
Florida	84-77	.522	7.5
Atlanta	72-90	.444	20.0
Washington	59-102	.366	32.5
CENTRAL	W-L	PCT.	GB
Chicago	97-64	.602	-
Milwaukee	90-72	.556	7.5
Houston	86-75	.534	11.0
St. Louis	86-76	.531	11.5
Cincinnati	74-88	.457	23.5
Pittsburgh	67-95	.414	30.5
WEST	W-L	PCT.	GB
Los Angeles	84-78	.519	-
Arizona	82-80	.506	2.0
Colorado	74-88	.457	10.0
San Francisco	72-90	.444	12.0
San Diego	63-99	.389	21.0

POS	PITCHER	W-L	ERA	BB	SO	SV
SP	Ricky Nolasco	15-8	3.52	42	186	0
SP	Scott Olsen	8-11	4.20	69	113	0
SP	Josh Johnson	7-1	3.61	27	77	0
SP	Anibal Sánchez	2-5	5.57	27	50	0
SP	Chris Volstad	6-4	2.88	36	52	0
CL	Kevin Gregg	7-8	3.41	37	58	29

TEAM STATISTICS

BATTER	AVG	G	AB	R	H	2B	3B	HR	RBI	SH	SF	HP	BB	SO	SB	CS	GDP	E
Amézcaga, A.	.264	125	311	41	82	13	5	3	32	4	0	3	19	47	8	2	6	2
Andino, R.	.206	44	63	7	13	2	0	2	9	1	0	0	4	23	0	0	1	2
Baker, J.	.299	61	197	32	59	14	0	5	32	1	3	2	30	48	0	0	6	4
Cantú, J.	.277	155	628	92	174	41	0	29	95	0	7	10	40	111	6	2	15	22
Carroll, B.	.059	26	17	5	1	0	1	0	1	0	0	0	1	6	0	0	0	0
Gonzalez, L.	.261	136	341	30	89	26	1	8	47	0	5	0	41	43	1	2	10	4
Helms, W.	.243	132	251	28	61	11	0	5	31	0	5	5	17	65	0	0	6	3
Hermida, J.	.249	142	502	74	125	22	3	17	61	1	1	7	48	138	6	1	12	5
Hoover, P.	.200	13	40	1	8	1	0	0	2	0	0	0	2	17	0	0	2	0
Jacobs, M.	.247	141	477	67	118	27	2	32	93	0	5	1	36	119	1	0	7	11
Jones, J.	.108	18	37	5	4	0	0	0	2	0	1	0	6	8	0	0	1	0
Lo Duca, P.	.243	67	173	16	42	9	0	0	15	0	0	5	15	11	1	0	10	6
w/FLA	.294	21	34	3	10	2	0	0	3	0	0	0	6	2	0	0	1	2
Maybin, C.	.500	8	32	9	16	2	0	0	2	1	0	0	3	8	4	0	0	0
McPherson, D.	.382	11	11	3	2	2	0	0	0	0	0	0	4	5	0	0	0	0
Miller, Ja.	.000	1	1	0	0	0	0	0	0	0	0	0	0	1	0	0	0	0
Rabelo, M.	.202	34	109	9	22	1	0	3	10	1	3	1	8	25	0	1	1	1
Ramirez, H.	.301	153	589	125	177	34	4	33	67	0	4	8	92	122	35	12	5	22
Ross, C.	.260	145	461	59	120	29	5	22	73	0	5	7	33	116	6	1	5	1
Sánchez, G.	.375	5	8	0	3	2	0	0	1	0	0	0	0	2	0	0	0	0
Treanor, M.	.238	65	206	18	49	7	0	2	23	5	2	3	18	53	1	0	2	8
Uggla, D.	.260	146	531	97	138	37	1	32	92	0	3	8	77	171	5	5	10	13
Willingham, J.	.254	102	351	54	89	21	5	15	51	1	2	14	48	82	3	2	7	0
Wood, J.	.000	3	2	0	0	0	0	0	0	0	0	0	1	1	0	0	0	0
TOTALS	.254	161	5499	770	1397	302	28	208	741	49	46	69	543	1371	76	28	98	117

PITCHER	ERA	W-L	G	GS	CG	SHO	SV	IP	H	R	ER	HR	HB	BB	SO	WP	OBA
Badenhop, B.	6.08	2-3	13	8	0	0	0	47.1	55	34	32	7	3	21	35	2	.289
Delacruz, E.	18.00	0-0	6	1	0	0	0	9.0	15	20	18	2	0	11	4	1	.375
Delgado, J.	4.50	0-0	2	0	0	0	0	2.0	1	1	1	0	0	3	0	1	.167
Gardner, L.	10.80	0-0	7	0	0	0	0	6.2	14	8	8	2	0	4	4	0	.424
Gregg, K.	3.41	7-8	72	0	0	0	29	68.2	51	30	26	3	4	37	58	7	.203
Hendrickson, M.	5.45	7-8	36	19	0	0	0	133.2	148	87	81	17	5	48	81	4	.283
Johnson, J.	3.61	7-1	14	14	1	0	0	87.1	91	36	35	7	1	27	77	4	.275
Kensing, L.	4.23	3-1	48	0	0	0	0	55.1	50	26	26	7	4	33	55	7	.234
Lindstrom, M.	3.14	3-3	66	0	0	0	5	57.1	57	21	20	1	1	26	43	4	.270
Miller, A.	5.87	6-10	29	20	0	0	0	107.1	120	78	70	7	4	56	89	4	.289
Miller, J.	4.24	4-2	46	0	0	0	0	46.2	46	26	22	4	3	20	43	1	.258
Nelson, J.	2.00	3-1	59	0	0	0	1	54.0	42	16	12	5	2	22	60	3	.207
Nolasco, R.	3.52	15-8	34	32	1	1	0	212.1	192	88	83	28	6	42	186	1	.239
Olsen, S.	4.20	8-11	33	33	0	0	0	201.2	195	106	94	30	3	69	113	5	.253
Pinto, R.	4.45	2-5	67	0	0	0	0	64.2	52	33	32	9	4	39	56	8	.226
Rhodes, A.	0.68	2-0	25	0	0	0	1	13.1	11	1	1	0	0	3	14	0	.220
AL2.86	2-1	36	0	0	0	1	22.0	17	8	7	0	0	13	26	1	.227	
Sánchez, A.	5.57	2-5	10	10	0	0	0	51.2	54	35	32	7	6	27	50	1	.267
Tankerley, T.	8.15	0-1	25	0	0	0	0	17.2	22	16	16	6	1	8	13	3	.297
Tucker, R.	8.27	2-3	13	6	0	0	0	37.0	46	34	34	8	2	23	28	1	.305
VandenHurk, R.	7.71	1-1	4	4	0	0	0	14.0	20	12	12	1	2	10	20	0	.333
Volstad, C.	2.88	6-4	15	14	0	0	0	84.1	76	30	27	3	5	36	52	0	.240
Waechter, D.	3.69	4-2	48	0	0	0	0	63.1	63	29	26	7	2	21	46	2	.254
TOTALS	4.43	84-77	161	161	2	8	36	1435.1	1421	767	707	161	58	586	1127	59	.258



2009 SEASON STATISTICS

REGULARS BY POSITION

POS	PLAYER	AVG.	HR	RBI
C	John Baker	.271	9	50
1B	Jorge Cantú	.289	16	100
2B	Dan Uggla	.243	31	90
3B	Emilio Bonifacio	.252	1	27
SS	Hanley Ramirez	.342	24	106
LF	Chris Coghlan	.321	9	47
CF	Cody Ross	.270	24	90
RF	Jeremy Hermida	.259	13	47

FINAL NATIONAL LEAGUE STANDINGS

EAST	W-L	PCT.	GB
Philadelphia	93-69	.574	-
Florida	87-75	.537	6.0
Atlanta	86-76	.531	7.0
New York	70-92	.432	23.0
Washington	59-103	.364	34.0

CENTRAL	W-L	PCT.	GB
St. Louis	91-71	.562	-
Chicago	83-78	.516	7.5
Milwaukee	80-82	.494	11.0
Cincinnati	78-84	.481	13.0
Houston	74-88	.457	17.0
Pittsburgh	62-99	.385	28.5

WEST	W-L	PCT.	GB
Los Angeles	95-67	.586	-
Colorado	92-70	.568	3.0
San Francisco	88-74	.543	7.5
San Diego	75-87	.463	20.0
Arizona	70-92	.432	25.0

POS	PITCHER	W-L	ERA	BB	SO	SV
SP	Josh Johnson	15-5	3.23	58	191	0
SP	Ricky Nolasco	13-9	5.06	44	195	0
SP	Chris Volstad	9-13	5.21	59	107	0
SP	Sean West	8-6	4.79	44	70	0
SP	Anibal Sánchez	4-8	3.87	46	71	0
CL	Leo Nunez*	4-6	4.06	27	60	33

TEAM STATISTICS

BATTER	AVG	G	AB	R	H	2B	3B	HR	RBI	SH	SF	HP	BB	SO	SB	CS	GDP	E
Baker, J.	.271	112	373	59	101	25	0	9	50	2	2	5	41	89	0	0	10	6
Bonifacio, E.	.252	127	461	72	116	11	6	1	27	8	4	2	34	95	21	9	5	17
Cantú, J.	.289	149	585	67	169	42	0	16	100	0	5	6	47	81	3	1	15	13
Carroll, B.	.254	92	141	18	33	8	2	3	18	1	1	4	11	33	0	0	2	0
Coghlan, C.	.321	128	504	84	162	31	6	9	47	3	1	4	53	77	8	5	3	5
De Aza, A.	.250	22	20	6	5	1	0	0	3	1	1	0	5	5	0	0	0	1
Gload, R.	.261	125	230	33	60	10	2	6	30	1	3	2	23	30	0	0	3	2
Gonzalez, A.	.083	14	12	1	1	0	1	0	0	0	0	0	0	4	0	0	0	0
Hayes, B.	.273	14	11	5	3	1	0	1	2	0	0	1	0	4	0	0	1	0
Helms, W.	.271	113	214	18	58	11	0	3	33	1	3	3	13	54	1	1	10	8
Hermida, J.	.259	129	429	48	111	14	2	13	47	0	2	4	56	101	5	2	6	1
Johnson, N.	.279	35	104	24	29	8	0	2	18	1	3	6	36	18	0	2	4	5
Paulino, R.	.272	80	239	24	65	10	1	8	27	1	1	0	25	48	1	0	8	2
Ramirez, H.	.342	151	576	101	197	42	1	24	106	1	5	9	61	101	27	8	9	10
Ross, C.	.270	151	559	73	151	37	1	24	90	0	2	9	34	122	5	2	18	3
Sánchez, G.	.238	21	21	2	5	0	0	2	3	0	0	0	2	3	0	0	1	0
Uggla, D.	.243	158	564	84	137	27	1	31	90	1	4	7	92	150	2	1	10	16
TOTALS	.268	162	5572	772	1493	296	25	159	727	70	39	63	568	1226	75	35	110	106

PITCHER	ERA	W-L	G	GS	CG	SHO	SV	IP	H	R	ER	HR	HB	BB	SO	WP	OBA
Ayala, L.	11.74	0-3	10	0	0	0	0	7.2	12	10	10	1	1	6	7	0	.364
Badenhop, B.	3.75	7-4	35	2	0	0	0	72.0	71	32	30	5	1	24	57	10	.260
Calero, E.	1.95	2-2	67	0	0	0	0	60.0	36	13	13	1	1	30	69	2	.180
Davidson, D.	45.00	0-0	1	0	0	0	0	1.0	4	5	5	0	0	4	3	0	.571
Donnelly, B.	1.78	3-0	30	0	0	0	2	25.1	22	8	5	1	1	9	25	1	.239
Gload, R.	0.00	0-0	1	0	0	0	0	1.0	0	0	0	0	0	2	0	0	.000
Johnson, J.	3.23	15-5	33	33	2	0	0	209.0	184	77	75	14	6	58	191	10	.237
Kensing, L.	9.82	0-1	6	0	0	0	0	7.1	14	8	8	1	0	5	7	2	.412
Koronka, J.	11.05	0-2	2	2	0	0	0	7.1	11	11	9	4	0	7	4	0	.344
Leroux, C.	10.80	0-0	5	0	0	0	0	6.2	11	8	8	0	0	4	2	0	.355
Lindstrom, M.	5.89	2-1	54	0	0	0	15	47.1	54	35	31	5	2	24	39	0	.281
Martinez, Ca.	3.86	0-0	2	0	0	0	0	2.1	3	1	1	1	1	2	2	0	.300
Martinez, Cr.	5.13	1-1	15	0	0	0	0	26.1	27	16	15	2	0	8	18	1	.262
Meyer, D.	3.09	3-2	71	0	0	0	2	58.1	47	24	20	7	1	21	56	2	.219
Miller, A.	4.84	3-5	20	14	0	0	0	80.0	85	52	43	7	2	43	59	10	.273
Nolasco, R.	5.06	13-9	31	31	2	0	0	185.0	188	111	104	23	2	44	195	2	.259
Nunez, L.*	4.06	4-6	75	0	0	0	26	68.2	59	33	31	13	4	27	60	1	.230
Penh, H.	7.77	1-0	16	1	0	0	0	22.0	30	27	19	3	2	20	27	1	.319
Pinto, R.	3.23	4-1	73	0	0	0	0	61.1	53	25	22	4	2	45	58	4	.237
Ross, C.	0.00	0-0	1	0	0	0	0	1.0	1	0	0	0	0	0	0	0	.250
Sanches, B.	2.56	4-2	47	0	0	0	0	56.1	50	18	16	5	6	26	51	5	.235
Sánchez, A.	3.87	4-8	16	16	0	0	0	86.0	84	39	37	10	1	46	71	0	.253
Taylor, G.	8.18	0-2	3	3	0	0	0	11.0	16	14	10	0	1	12	5	2	.340
VandenHurk, R.	4.30	3-2	11	11	0	0	0	58.2	57	29	28	11	4	21	49	2	.252
Volstad, C.	5.21	9-13	29	29	1	1	0	159.0	169	100	92	29	3	59	107	8	.278
West, S.	4.79	8-6	20	20	0	0	0	103.1	115	62	55	11	3	44	70	3	.280
Wood, T.	2.82	1-0	18	0	0	0	0	22.1	22	8	7	2	1	10	16	2	.272
TOTALS	4.29	87-75	162	162	5	5	45	1446.1	1425	766	690	160	45	601	1248	59	.257

* - Pitching as Juan Carlos Oviedo since 2012



2010 SEASON STATISTICS

REGULARS BY POSITION

POS	PLAYER	AVG.	HR	RBI
C	Ronny Paulino	.259	3	16
1B	Gaby Sánchez	.273	19	85
2B	Dan Uggla	.287	33	105
3B	Jorge Cantú	.262	10	57
SS	Hanley Ramirez	.300	21	76
LF	Chris Coghlan	.268	5	28
CF	Cameron Maybin	.234	8	28
RF	Giancarlo Stanton	.259	22	59

FINAL NATIONAL LEAGUE STANDINGS

EAST	W-L	PCT.	GB
Philadelphia	97-65	.599	-
Atlanta	91-71	.562	6.0
Florida	80-82	.494	17.0
New York	79-83	.488	18.0
Washington	69-93	.426	28.0
CENTRAL	W-L	PCT.	GB
Cincinnati	91-71	.562	-
St. Louis	86-76	.531	5.0
Milwaukee	77-85	.475	14.0
Houston	76-86	.469	15.0
Chicago	75-87	.463	16.0
Pittsburgh	57-105	.352	34.0
WEST	W-L	PCT.	GB
San Francisco	92-70	.568	-
San Diego	90-72	.556	2.0
Colorado	83-79	.512	9.0
Los Angeles	80-82	.494	12.0
Arizona	65-97	.401	27.0

POS	PITCHER	W-L	ERA	BB	SO	SV
SP	Josh Johnson	11-6	2.30	48	186	0
SP	Ricky Nolasco	14-9	4.51	33	147	0
SP	Chris Volstad	12-9	4.58	60	102	0
SP	Alex Sanabia	5-3	3.73	16	47	0
SP	Anibal Sánchez	13-12	3.55	70	157	0
CL	Leo Nuñez*	4-3	3.46	21	71	30

TEAM STATISTICS

BATTER	AVG	G	AB	R	H	2B	3B	HR	RBI	SH	SF	HP	BB	SO	SB	CS	GDP	E
Baker, J.	.218	23	78	7	17	3	1	0	6	0	0	1	9	18	0	0	5	2
Barden, B.	.179	35	28	2	5	0	0	0	3	0	0	1	3	12	0	2	0	1
Bonifacio, E.	.261	73	180	30	47	6	3	0	10	1	3	0	17	42	12	0	1	2
Cantú, J.	.262	97	374	41	98	25	0	10	54	0	7	6	23	76	0	1	11	16
Carroll, B.	.197	32	76	13	15	4	0	2	7	0	1	7	6	29	2	1	2	1
Coghlan, C.	.268	91	358	60	96	20	3	5	28	3	2	4	33	84	10	3	3	1
Cousins, S.	.297	27	37	2	11	2	2	0	2	0	0	0	1	13	0	0	0	0
Davis, B.	.211	33	109	8	23	7	1	3	16	1	3	1	9	37	2	0	1	4
Hatcher, C.	.000	5	6	0	0	0	0	0	0	0	0	0	2	5	0	0	0	0
Hayes, B.	.208	26	77	6	16	6	1	2	6	0	0	0	6	26	0	0	1	0
Helms, W.	.220	127	254	25	56	12	4	4	39	0	3	4	26	76	0	2	7	7
Lamb, M.	.184	39	38	2	7	1	1	0	4	0	0	0	2	6	0	0	0	0
Luna, H.	.138	27	29	2	4	1	0	2	4	0	1	0	0	13	0	1	0	0
Martínez, O.	.326	14	43	8	14	4	1	0	2	1	0	0	4	6	1	0	0	0
Maybin, C.	.234	82	291	46	68	7	3	8	28	1	1	5	24	92	9	2	4	4
Morrison, L.	.283	62	244	43	69	20	7	2	18	0	0	2	41	51	0	1	4	0
Murphy, D.	.318	29	44	9	14	6	1	3	16	1	0	0	2	0	0	0	0	0
Paulino, R.	.259	91	316	31	82	18	0	4	37	0	3	0	25	51	1	0	11	6
Petersen, B.	.083	23	24	1	2	0	0	0	2	0	0	0	1	6	0	0	0	0
Ramírez, H.	.300	142	543	92	163	28	2	21	76	0	5	7	64	93	32	10	14	16
Rivera, M.	.000	7	14	0	0	0	0	0	0	0	0	1	2	3	0	0	0	1
Ross, C.	.269	153	525	71	141	28	3	14	65	0	2	5	37	121	9	2	9	4
Sánchez, G.	.273	151	572	72	156	37	3	19	85	3	6	5	57	101	5	0	14	11
Stanton, G.	.259	100	359	45	93	21	1	22	59	0	1	2	34	123	5	2	7	4
Tracy, C.	.247	69	146	11	36	8	0	1	15	0	1	2	11	36	0	0	2	4
Uggla, D.	.287	159	589	100	169	31	0	33	105	0	5	2	78	149	4	1	9	18
TOTALS	.254	162	5531	719	1403	294	37	152	686	51	43	55	514	1375	92	26	107	123

PITCHER	ERA	W-L	G	GS	CG	SHO	SV	IP	H	R	ER	HR	HB	BB	SO	WP	2B	E
Badenhop, B.	3.99	2-5	53	0	0	0	0	67.2	62	33	30	5	2	21	47	1		.246
Buente, J.	6.25	0-0	8	0	0	0	0	11.0	16	8	8	0	0	11	9	1		.340
Ceda, J.	5.19	0-0	8	0	0	0	0	8.2	8	5	5	1	1	11	9	0		.242
Cishek, S.	0.00	0-0	3	0	0	0	0	4.1	1	0	0	0	0	1	3	0		.071
Hensley, C.	2.16	3-4	68	0	0	0	7	75.0	54	20	18	3	4	29	77	2		.200
Houser Jr., J.	20.25	0-0	1	0	0	0	0	1.1	3	3	3	1	1	1	1	0		.500
Johnson, J.	2.30	11-6	28	28	1	0	0	183.2	155	51	47	7	5	48	186	4		.229
Jones, H.	0.00	0-0	3	0	0	0	0	1.2	0	0	0	0	1	1	3	0		.000
Leroux, C.	6.75	0-1	23	0	0	0	0	22.2	28	18	17	1	0	14	22	1		.318
Maríñez, J.	6.75	1-1	4	0	0	0	0	2.2	3	3	2	1	0	3	3	0		.273
Mendez, A.	5.11	1-3	5	5	0	0	0	24.2	28	14	14	7	2	12	11	0		.295
Meyer, D.	9.64	0-1	13	0	0	0	0	9.1	15	10	10	1	1	12	4	0		.366
Miller, A.	8.54	1-5	9	7	0	0	0	32.2	51	34	31	6	1	26	28	5		.372
Nolasco, R.	4.51	14-9	26	26	1	0	0	157.2	169	82	79	24	2	33	147	5		.273
Nuñez, L.*	3.46	4-3	68	0	0	0	30	65.0	62	27	25	5	0	21	71	1		.250
Ohman, W.	3.00	0-2	17	0	0	0	0	12.0	10	6	4	1	0	5	14	1		.222
Pinto, R.	2.70	0-0	20	0	0	0	0	16.2	16	5	5	1	4	9	16	2		.250
Robertson, N.	5.95	6-8	21	18	0	0	0	101.1	115	76	67	12	6	42	63	2		.290
Rosario, S.	54.00	0-0	2	0	0	0	0	1.0	9	6	6	2	0	1	0	0		.818
Sanabia, A.	3.73	5-3	15	12	0	0	0	72.1	74	32	30	6	3	16	47	0		.261
Sánchez, B.	2.26	2-2	61	0	0	0	0	63.2	43	20	16	7	1	27	54	5		.194
Sánchez, A.	3.55	13-12	32	32	1	1	0	19.5	192	89	77	10	7	70	157	7		.257
Sinkbell, B.	13.50	0-0	3	0	0	0	0	2.0	2	3	3	0	0	5	1	1		.250
Sosa, J.	4.66	2-3	22	2	0	0	0	36.2	39	22	19	4	0	18	19	2		.271
Strickland, S.	9.00	0-0	3	0	0	0	0	2.0	5	2	2	0	0	1	0	0		.500
Tankersley, T.	7.50	0-0	27	0	0	0	0	12.0	12	11	10	4	1	7	7	1		.375
VandenHurk, R.	6.75	0-0	2	0	0	0	0	1.3	3	4	1	0	0	1	1	0		.375
Veras, E.	3.75	3-3	48	0	0	0	0	48.0	32	20	20	5	1	29	54	2		.188
Volstad, C.	4.58	12-9	30	30	2	1	0	175.0	187	94	89	17	8	60	102	8		.277
West, S.	7.71	0-2	2	2	0	0	0	9.1	15	9	8	2	0	4	8	0		.375
Wood, T.	5.53	0-1	26	0	0	0	0	27.2	33	19	17	2	0	15	10	0		.306
TOTALS	4.08	80-82	162	162	5	17	39	1438.1	1433	717	652	134	51	549	1168	49	.261	

* - Pitching as Juan Carlos Oviedo since 2012

2011 SEASON STATISTICS

REGULARS BY POSITION

POS	PLAYER	AVG.	HR	RBI
C	John Buck	.227	16	57
1B	Gaby Sánchez	.266	19	78
2B	Omar Infante	.276	7	49
3B	Greg Dobbs	.275	8	49
SS	Hanley Ramírez	.243	10	45
LF	Logan Morrison	.247	23	72
CF	Chris Coghlan	.230	5	22
RF	Giancarlo Stanton	.262	34	87

FINAL NATIONAL LEAGUE STANDINGS

	EAST	W-L	PCT.	GB
	Philadelphia	102-60	.630	-
	Atlanta	89-73	.549	13.0
	Washington	80-81	.497	21.5
	New York	77-85	.475	25.0
	Florida	72-90	.444	30.0
	CENTRAL	W-L	PCT.	GB
	Milwaukee	96-66	.593	-
	St. Louis	90-72	.556	6.0
	Cincinnati	79-83	.488	17.0
	Pittsburgh	72-90	.444	24.0
	Chicago	71-91	.438	25.0
	Houston	56-106	.346	40.0
	WEST	W-L	PCT.	GB
	Arizona	94-68	.580	-
	San Francisco	86-76	.531	8.0
	Los Angeles	82-79	.509	11.5
	Colorado	73-89	.451	21.0
	San Diego	71-91	.438	23.0

POS	PITCHER	W-L	ERA	BB	SO	SV
SP	Josh Johnson	3-1	1.64	20	56	0
SP	Ricky Nolasco	10-12	4.67	44	148	0
SP	Anibal Sánchez	8-9	3.67	64	202	0
SP	Javier Vázquez	13-11	3.69	50	162	0
SP	Chris Volstad	5-13	4.89	49	117	0
CL	Leo Núñez*	1-4	4.06	21	55	36

TEAM STATISTICS

BATTER	AVG	G	AB	R	H	2B	3B	HR	RBI	SH	SF	HP	BB	SO	SB	CS	GDP	E
Amézcaga, A.	.136	20	44	1	6	0	0	0	2	1	0	0	4	7	0	0	1	1
Baker, J.	.154	16	13	0	2	0	0	0	1	1	0	0	2	3	0	0	0	0
Bonifacio, E.	.296	152	565	78	167	26	7	5	36	11	5	1	59	129	40	11	4	13
Buck, J.	.227	140	466	41	106	15	1	16	57	2	1	7	54	115	0	1	11	5
Cameron, M.	.238	45	143	18	34	8	0	6	18	1	0	0	20	34	1	0	3	0
Coghlan, C.	.230	65	269	33	62	20	1	5	22	1	2	4	22	49	7	6	3	0
Cousins, S.	.135	48	52	5	7	1	0	1	4	0	0	0	6	21	1	1	0	0
Dobbs, G.	.275	134	411	38	113	23	0	8	49	2	3	1	22	83	0	0	12	11
Dominguez, M.	.244	17	45	2	11	4	0	0	2	0	0	1	2	8	0	0	2	2
Hayes, B.	.231	64	130	19	30	9	0	5	16	3	0	0	11	39	0	0	2	0
Helms, W.	.191	69	110	10	21	5	0	0	6	1	0	2	11	35	0	0	2	3
Infante, D.	.276	148	579	55	160	24	8	7	49	17	8	2	34	67	4	2	12	8
Lopez, J.	.226	44	106	13	24	8	0	6	13	1	1	1	4	13	0	0	4	1
Martinez, O.	.130	20	23	0	3	0	0	0	1	0	0	0	0	9	0	0	1	1
Morrison, L.	.247	123	462	54	114	25	4	23	72	0	4	5	54	99	2	1	9	5
Murphy, D.	.185	36	92	10	17	4	1	2	9	0	1	3	4	21	0	0	0	2
Petersen, B.	.265	74	204	18	54	13	3	2	10	3	3	5	26	49	7	1	4	2
Ramirez, H.	.243	92	338	55	82	16	0	10	45	1	0	2	44	66	20	10	6	14
Rottino, V.	.167	8	12	1	2	0	0	0	0	0	0	0	2	4	0	0	0	0
Sánchez, G.	.266	159	572	72	152	35	0	19	78	2	7	6	74	97	3	1	18	5
Stanton, G.	.262	150	516	79	135	30	5	34	87	0	6	9	70	166	5	5	11	6
Thurston, J.	.250	1	4	0	1	0	0	0	0	0	0	0	0	1	1	0	0	0
Wise, D.	.239	49	67	6	16	2	0	0	5	0	1	1	3	21	4	2	0	2
TOTALS	.222	162	5223	608	1319	268	30	149	582	47	42	50	528	1136	95	41	105	81

PITCHER	ERA	W-L	G	GS	CG	SHO	SV	IP	H	R	ER	HR	HB	BB	SO	WP	DBA
Badenhop, B.	4.10	2-3	50	0	0	0	1	63.2	65	29	29	1	4	24	51	4	.265
Buente, J.	9.00	0-1	1	1	0	0	0	3.0	5	4	3	0	1	3	1	0	.357
Ceda, J.	4.43	0-1	17	0	0	0	0	20.1	16	11	10	1	0	12	21	1	.211
Choate, R.	1.82	1-1	54	0	0	0	0	24.2	13	7	5	3	2	13	31	0	.149
Cishek, S.	2.63	2-1	45	0	0	0	3	54.2	45	18	16	1	3	19	55	5	.221
Dunn, M.	3.43	5-6	72	0	0	0	0	63.0	51	28	24	9	2	31	68	3	.224
Hand, B.	4.20	1-8	12	12	0	0	0	60.0	53	32	28	10	1	35	38	0	.241
Hatcher, C.	6.97	0-0	11	0	0	0	0	10.1	14	8	8	2	0	4	8	2	.341
Hensley, C.	5.19	6-7	37	9	0	0	0	67.2	62	41	39	9	4	30	46	0	.238
Johnson, J.	1.64	3-1	9	9	0	0	0	60.1	39	13	11	2	1	20	56	2	.185
Mujica, E.	2.96	9-6	67	0	0	0	0	76.0	64	27	25	7	2	14	63	1	.233
Nolasco, R.	4.67	10-12	33	33	2	1	0	206.0	244	117	107	20	3	44	148	6	.295
Núñez, L.*	4.06	1-4	68	0	0	0	36	64.1	57	30	29	8	1	21	55	1	.235
Petersen, B.	0.00	0-0	1	0	0	0	0	1.0	0	0	0	0	0	1	0	0	.000
Rosario, S.	2.45	0-0	4	0	0	0	0	3.2	5	1	1	0	0	2	2	0	.313
Sanabia, A.	3.27	0-0	3	2	0	0	0	11.0	13	4	4	2	0	3	8	2	.289
Sanches, B.	3.94	4-1	39	2	0	0	0	61.2	52	32	27	7	2	36	53	4	.227
Sánchez, A.	3.67	8-9	32	32	3	2	0	196.1	187	85	80	20	5	64	202	4	.250
Vázquez, J.	3.69	13-11	32	32	2	1	0	192.2	178	91	79	21	2	50	162	5	.243
Villanueva, E.	24.00	0-1	1	1	0	0	0	3.0	5	8	8	1	1	5	2	0	.357
Volstad, C.	4.89	5-13	29	29	0	0	0	165.2	187	96	90	23	1	49	117	2	.289
Webb, R.	3.20	2-4	53	0	0	0	0	50.2	48	20	18	2	2	20	31	1	.255
TOTALS	3.95	72-90	162	162	7	11	40	1459.2	1403	702	640	149	37	20	31	43	.253

* - Pitching as Juan Carlos Oviedo since 2012

FRONT OFFICE
 HIGHLIGHTS
 MONTHLY
 2011 MEDIA GUIDE

CLUB HISTORY

POSTSEASON HISTORY

FRANCHISE DEVELOPMENT

COMMUNITY

ANNUAL INFORMATION

2012 SEASON STATISTICS

REGULARS BY POSITION

POS	PLAYER	AVG.	HR	RBI
C	John Buck	.192	12	41
1B	Carlos Lee	.243	4	48
2B	Omar Infante	.287	8	33
3B	Hanley Ramirez	.246	14	48
SS	Jose Reyes	.287	11	57
LF	Logan Morrison	.230	11	36
CF	Emilio Bonifacio	.258	1	11
RF	Giancarlo Stanton	.290	37	86

FINAL NATIONAL LEAGUE STANDINGS

EAST	W-L	PCT.	GB
Washington	98-64	.605	-
Atlanta	94-68	.580	4.0
Philadelphia	81-81	.500	17.0
New York	74-88	.457	24.0
Miami	69-93	.426	29.0

CENTRAL	W-L	PCT.	GB
Cincinnati	97-65	.599	-
St. Louis	88-74	.543	9.0
Milwaukee	83-79	.512	14.0
Pittsburgh	79-83	.488	18.0
Chicago	61-101	.377	36.0
Houston	55-107	.340	42.0

WEST	W-L	PCT.	GB
San Francisco	94-68	.580	-
Los Angeles	86-76	.531	8.0
Arizona	81-81	.500	13.0
San Diego	76-86	.469	18.0
Colorado	64-98	.395	30.0

POS	PITCHER	W-L	ERA	BB	SO	SV
SP	Josh Johnson	8-14	3.81	65	165	0
SP	Mark Buehrle	13-13	3.74	40	125	0
SP	Ricky Nolasco	12-13	4.48	47	125	0
SP	Carlos Zambrano	7-10	4.49	75	95	0
SP	Anibal Sanchez	5-7	3.94	33	110	0
CL	Heath Bell	4-5	5.09	29	59	27

TEAM STATISTICS

BATTER	AVG	G	AB	R	H	2B	3B	HR	RBI	SH	SF	HP	BB	SO	SB	CS	GDP	E
Bonifacio, E.	.258	64	244	30	63	3	4	1	11	4	0	1	25	52	30	3	3	4
Brantley, R.	.290	31	100	14	29	8	0	3	8	0	0	0	13	16	1	1	1	2
Buck, J.	.192	105	343	29	66	15	1	12	41	1	2	3	49	103	0	0	8	7
Coghlan, C.	.140	35	93	10	13	1	0	1	10	1	2	0	9	12	0	2	4	0
Cousins, S.	.163	44	86	7	14	4	1	1	3	2	0	0	4	24	1	1	2	0
Dobbs, G.	.285	118	519	26	91	13	2	5	39	0	7	2	14	53	4	2	8	11
Green, N.	.174	7	23	1	4	3	0	0	1	0	0	1	0	6	0	0	0	2
Greenberg, A.	.000	1	1	0	0	0	0	0	0	0	0	0	0	1	0	0	0	0
Hayes, B.	.202	38	114	7	23	6	0	0	3	0	0	0	4	49	1	0	1	5
Hernandez, G.	.212	44	132	16	28	2	3	3	11	1	0	2	12	37	5	2	1	0
Infante, O.	.287	85	328	42	94	23	2	8	33	4	2	1	12	42	10	1	7	8
Kearns, A.	.245	85	147	21	36	6	0	4	16	0	0	6	22	44	2	1	8	1
Lee, C.	.243	81	292	29	71	12	0	4	48	0	6	1	39	32	3	0	6	3
Mattison, K.	.000	3	5	0	0	0	0	0	0	0	0	0	0	2	0	0	0	0
Morrison, L.	.230	93	296	30	68	15	1	11	36	0	3	4	31	58	1	0	9	5
Murphy, D.	.216	49	116	13	25	6	2	3	12	1	1	2	9	35	1	1	4	1
Petersen, B.	.195	80	241	29	47	9	3	0	17	5	1	1	25	58	8	2	3	1
Ramirez, H.	.246	92	353	49	87	18	2	14	48	0	2	3	37	72	14	4	11	9
Reyes, J.	.287	160	642	86	184	37	12	11	57	5	6	0	63	56	40	11	10	18
Ruggiano, J.	.315	89	288	38	90	23	1	13	36	1	1	0	29	84	14	8	6	3
Sanchez, G.	.202	54	183	12	37	10	0	3	17	0	1	0	12	36	1	0	7	2
Solano, D.	.295	92	285	29	84	11	3	2	28	3	5	2	21	58	7	0	5	4
Stanton, G.	.290	123	449	75	130	30	1	37	86	0	1	5	46	143	6	2	5	7
Velazquez, G.	.232	18	56	2	13	1	0	0	2	0	0	0	1	11	0	0	0	2
TOTALS	.244	162	5437	609	1327	261	39	137	576	60	40	35	484	1228	149	41	114	100

PITCHER	ERA	W-L	G	GS	CG	SHO	SV	IP	H	R	ER	HR	HB	BB	SO	WP	OBA
Bell, H.	5.09	4-5	73	0	0	0	19	63.2	70	38	36	5	2	29	59	2	.282
Buehrle, M.	3.74	13-13	31	31	1	0	0	202.1	197	88	84	26	4	40	125	2	.258
Choate, R.	2.49	0-0	44	0	0	0	1	25.1	16	11	7	0	3	9	27	2	.178
Cishek, S.	2.69	5-2	68	0	0	0	15	63.2	54	26	19	3	6	29	68	1	.230
Dunn, M.	4.91	0-3	60	0	0	0	1	44.0	49	31	24	3	0	29	47	2	.283
Eovaldi, N.	4.43	3-7	12	12	0	0	0	63.0	70	32	31	5	3	27	44	0	.279
Gaudin, C.	4.54	4-2	46	0	0	0	0	69.1	72	39	35	6	3	26	57	3	.274
Hand, B.	17.18	0-1	1	1	0	0	0	3.2	6	7	7	1	0	6	3	0	.353
Hatcher, C.	4.30	0-0	11	0	0	0	0	14.2	17	9	7	3	1	6	10	1	.288
Jennings, D.	1.89	1-0	22	0	0	0	0	19.0	18	5	4	2	2	11	8	0	.247
Johnson, J.	3.81	8-14	31	31	0	0	0	191.1	180	84	81	14	4	65	165	5	.252
Koehler, T.	5.40	0-1	8	1	0	0	0	13.1	15	8	8	4	0	2	13	0	.278
LeBlanc, W.	3.67	2-5	25	9	0	0	0	68.2	71	30	28	7	1	19	43	1	.275
Mujica, E.	4.38	0-3	41	0	0	0	2	39.0	36	21	19	6	1	9	26	0	.240
Nolasco, R.	4.48	12-13	31	31	3	2	0	191.0	214	100	95	18	8	47	125	8	.285
Ramos, A.	3.86	0-0	11	0	0	0	0	9.1	8	4	4	2	1	4	13	0	.229
Rosario, S.	18.00	0-0	4	0	0	0	0	3.0	8	6	6	0	0	2	0	0	.471
Sanchez, A.	3.94	5-7	19	19	0	0	0	121.0	119	59	53	12	2	33	110	4	.259
Turner, J.	3.38	1-4	7	7	0	0	0	42.2	33	21	16	5	0	9	29	4	.208
Webb, R.	4.03	4-3	65	0	0	0	0	60.1	72	30	27	2	4	20	44	0	.295
Zambrano, C.	4.49	7-10	35	20	1	1	0	132.1	123	75	66	9	10	75	95	1	.251
TOTALS	4.10	69-93	162	162	5	3	38	1440.2	1448	724	657	133	55	495	1113	36	.263



2013 SEASON STATISTICS

REGULARS BY POSITION

POS	PLAYER	AVG.	HR	RBI
C	Jeff Mathis	.181	5	29
1B	Logan Morrison	.242	6	36
2B	Donovan Solano	.249	3	34
3B	Placido Polanco	.260	1	23
SS	Adeiny Hechavarría	.227	3	42
LF	Juan Pierre	.247	1	8
CF	Justin Ruggiano	.222	18	50
RF	Giancarlo Stanton	.249	24	62

FINAL NATIONAL LEAGUE STANDINGS

EAST	W-L	PCT.	GB
Atlanta	96-66	.593	-
Washington	86-76	.531	10.0
New York	74-88	.457	22.0
Philadelphia	73-89	.451	23.0
Miami	62-100	.383	34.0

CENTRAL	W-L	PCT.	GB
St. Louis	97-65	.599	-
Pittsburgh	94-68	.580	3.0
Cincinnati	90-72	.556	7.0
Milwaukee	74-88	.457	23.0
Chicago	66-96	.407	31.0

WEST	W-L	PCT.	GB
Los Angeles	92-70	.568	-
Arizona	81-81	.500	11.0
San Diego	76-86	.469	16.0
San Francisco	76-86	.469	16.0
Colorado	74-88	.457	18.0

POS	PITCHER	W-L	ERA	BB	SO	SV
SP	José Fernández	12-6	2.19	58	187	0
SP	Tom Koehler	5-10	4.41	54	92	0
SP	Jacob Turner	3-8	3.74	54	77	0
SP	Nathan Eovaldi	4-6	3.39	40	78	0
SP	Ricky Nolasco	5-8	3.85	25	90	0
SP	Henderson Álvarez	5-6	3.59	27	57	0
CL	Steve Cishek	4-6	2.33	22	74	34

TEAM STATISTICS

BATTER	AVG	G	AB	R	H	2B	3B	HR	RBI	SH	SF	HP	BB	SO	SB	CS	GDP	E
Brantly, R.	.211	67	223	11	47	9	0	1	18	0	3	2	15	53	0	0	8	5
Brown, J.	.200	14	15	0	3	1	0	0	5	0	1	0	1	1	0	0	0	-
Coghlan, C.	.256	70	195	10	50	10	3	1	10	0	1	1	17	43	2	0	2	3
Diaz, M.	.167	10	18	1	3	1	0	0	1	0	0	0	1	3	0	0	1	0
Diehrich, D.	.214	57	215	32	46	10	2	9	23	0	0	7	11	56	1	0	1	2
Dotson, G.	.228	114	237	21	54	11	0	2	22	0	3	5	22	40	1	1	5	1
Green, N.	.236	18	55	4	13	2	0	1	6	2	2	3	3	14	0	0	1	0
Hechavarría, A.	.227	148	543	30	123	14	8	3	42	4	1	0	30	96	11	10	19	15
Hill, K.	.155	18	58	3	9	2	0	0	0	1	0	0	2	18	0	0	1	0
Kearns, A.	.185	19	27	3	5	0	0	0	0	0	0	0	4	8	0	0	1	0
Kotchman, C.	.000	6	20	0	0	0	0	0	1	0	0	0	1	1	0	0	1	1
Lucas, E.	.256	94	351	43	90	14	1	4	28	4	1	2	26	78	1	1	6	7
Mahoney, J.	.276	9	29	2	8	1	0	1	4	0	0	0	0	4	0	0	0	1
Marisnick, J.	.183	40	109	6	20	2	1	1	5	1	1	1	6	27	3	1	1	0
Mathis, J.	.181	73	232	14	42	7	1	5	29	1	1	1	21	76	0	0	5	1
Morrison, L.	.242	85	293	32	71	13	4	6	36	0	0	2	38	56	0	0	10	3
Olivio, M.	.203	33	74	5	15	2	0	4	9	0	1	0	5	23	0	0	2	3
Ozuna, M.	.265	70	275	31	73	17	4	3	32	1	0	2	13	57	5	1	6	2
Pierre, J.	.247	113	308	36	76	11	2	1	8	6	0	3	13	27	23	6	4	0
Polanco, P.	.260	118	377	33	98	13	0	1	23	3	4	9	23	31	2	0	15	2
Ruggiano, J.	.222	128	424	49	94	18	1	18	50	1	0	5	41	114	15	8	9	4
Skipworth, K.	.000	4	3	0	0	0	0	0	0	0	0	0	1	1	0	0	1	0
Solano, D.	.249	102	361	33	90	13	1	3	34	2	2	7	23	57	3	1	11	8
Stanton, G.	.249	116	425	62	106	26	0	24	62	0	1	4	74	140	1	0	10	8
Valaika, C.	.219	22	64	4	14	5	0	1	9	1	1	1	3	16	0	0	2	3
Velazquez, G.	.000	1	1	0	0	0	0	0	0	0	0	0	0	0	0	0	0	0
Yelich, C.	.288	62	240	34	69	12	1	4	16	0	1	1	31	66	10	0	13	8
TOTALS	.231	162	5449	513	1257	219	31	95	485	57	26	56	432	1232	78	29	41	88

PITCHER	ERA	W-L	G	GS	CG	SHO	SV	IP	H	R	ER	HR	HB	BB	SO	WP	OBA
Álvarez, H.	3.59	5-6	17	17	1	1	0	102.2	90	42	41	2	7	27	57	4	.237
Ames, S.	4.50	0-1	4	0	0	0	0	4.0	6	2	2	0	0	2	4	0	.375
Below, D.	10.12	0-1	2	0	0	0	0	2.2	6	3	3	0	0	2	2	0	.500
Carminero, A.	2.77	0-0	13	0	0	0	0	13.0	10	4	4	2	1	3	12	1	.208
Cishek, S.	2.33	4-6	69	0	0	0	34	69.2	53	19	18	3	2	22	74	1	.211
Dunn, M.	2.66	3-4	75	0	0	0	2	67.2	53	21	20	5	0	28	72	2	.212
Dyson, S.	9.00	0-2	5	1	0	0	0	11.0	16	12	11	2	1	5	5	0	.348
Eovaldi, N.	3.39	4-6	18	18	0	0	0	106.1	100	44	40	7	1	40	78	3	.249
Fernández, J.	2.19	12-6	28	28	0	0	0	172.2	111	47	42	10	5	58	187	3	.182
Flynn, B.	8.50	0-2	4	4	0	0	0	18.0	27	17	17	4	0	13	15	3	.370
Hand, B.	3.05	1-1	7	2	0	0	0	20.2	13	7	7	2	0	8	15	1	.176
Hatcher, C.	12.46	0-1	7	0	0	0	0	8.2	13	13	12	1	0	4	7	0	.325
Jennings, D.	3.76	2-4	47	0	0	0	0	40.2	39	17	17	1	0	16	38	3	.255
Koehler, T.	4.41	5-10	29	23	0	0	0	143.0	140	72	70	14	5	54	92	7	.261
LeBlanc, W.	5.18	1-5	13	7	0	0	0	48.2	63	30	28	6	2	15	31	0	.312
Maine, J.	12.27	0-0	4	0	0	0	0	7.1	15	10	10	2	0	5	7	1	.441
Nolasco, R.	3.85	5-8	18	18	0	0	0	112.1	112	50	48	11	4	25	90	4	.261
Olmos, E.	7.20	0-1	5	0	0	0	0	5.0	7	9	4	2	0	3	2	0	.350
Phillips, Z.	5.40	0-1	3	0	0	0	0	1.2	3	1	1	0	0	3	1	0	.429
Qualls, C.	2.61	5-2	66	0	0	0	0	62.0	57	18	18	4	2	19	49	1	.251
Ramos, A.	3.15	3-4	68	0	0	0	0	80.0	58	32	28	4	2	43	86	1	.201
Rauch, J.	7.56	1-2	15	0	0	0	0	16.2	23	14	14	1	1	7	15	1	.329
Sanabia, A.	4.88	3-7	10	10	0	0	0	55.1	69	33	30	10	4	25	31	1	.317
Slowey, K.	4.11	3-6	20	14	0	0	0	92.0	106	44	42	12	4	18	76	1	.291
Turner, J.	3.74	3-8	20	20	1	0	0	118.0	116	55	49	11	4	54	77	11	.262
Webb, R.	2.91	2-6	66	0	0	0	0	80.1	70	30	26	5	2	27	54	4	.244
TOTALS	3.71	62-100	162	162	2	13	36	1460.0	1376	646	602	121	47	526	1177	53	.251



2014 SEASON STATISTICS

REGULARS BY POSITION

POS	PLAYER	AVG.	HR	RBI
C	Jarrod Saltalamacchia	.220	11	44
1B	Garrett Jones	.246	15	53
2B	Donovan Solano	.252	3	28
3B	Casey McGehee	.287	4	76
SS	Adelny Hechavarria	.276	1	34
LF	Christian Yelich	.284	9	54
CF	Marcell Ozuna	.269	23	85
RF	Giancarlo Stanton	.288	37	105

FINAL NATIONAL LEAGUE STANDINGS

		W-L	PCT.	GB
EAST				
	Washington	96-66	.593	-
	Atlanta	79-83	.488	17.0
	New York	79-83	.488	17.0
	Miami	77-85	.475	19.0
	Philadelphia	73-89	.451	23.0
CENTRAL				
	St. Louis	90-72	.556	-
	Pittsburgh	88-74	.543	2.0
	Milwaukee	82-80	.506	8.0
	Cincinnati	76-86	.469	14.0
	Chicago	73-89	.451	17.0
WEST				
	Los Angeles	94-68	.580	-
	San Francisco	88-74	.543	6.0
	San Diego	77-85	.475	17.0
	Colorado	66-96	.407	28.0
	Arizona	64-98	.395	30.0

POS	PITCHER	W-L	ERA	BB	SO	SV
SP	Henderson Alvarez	12-7	2.65	33	111	0
SP	Tom Koehler	10-10	3.81	71	153	0
SP	Jarred Cosart	4-4	2.39	22	40	0
SP	Nathan Eovaldi	6-14	4.37	43	142	0
SP	Brad Hand	3-8	4.38	39	67	0
SP	José Fernández	4-2	2.44	13	70	0
CL	Steve Cishek	4-5	3.17	21	84	39

TEAM STATISTICS

BATTER	AVG	G	AB	R	H	2B	3B	HR	RBI	SH	SF	HP	BB	SO	SB	CS	GDP	E
Baker, J.	.264	90	208	27	55	10	4	3	28	0	3	1	13	51	1	0	8	3
Bour, J.	.284	39	74	10	21	3	0	1	11	0	0	0	9	19	0	0	0	0
Dietrich, D.	.228	49	158	31	36	6	2	5	17	2	0	10	13	38	1	0	1	11
Dobbs, G.	.077	15	13	0	1	0	0	0	0	0	0	0	0	4	0	0	0	-
Furcal, R.	.171	9	35	4	6	0	1	0	2	0	0	0	2	7	0	0	1	0
Hechavarria, A.	.276	146	536	53	148	20	10	1	34	4	6	1	26	86	7	5	21	14
Herrández, K.	.175	18	40	3	7	2	1	2	6	0	0	1	4	10	0	0	1	0
TOTAL	.248	42	121	13	30	6	3	3	14	0	0	1	12	21	0	0	1	2
Johnson, R.	.235	113	187	24	44	15	0	2	25	2	3	8	1	37	0	1	4	1
Jones, G.	.246	146	496	59	122	33	2	15	53	0	4	1	46	116	0	1	10	13
Lucas, E.	.251	69	179	19	45	5	0	1	9	2	0	0	8	48	1	0	4	4
Marisnick, J.	.167	14	48	3	8	0	0	0	0	0	0	0	3	19	5	0	0	0
Matthis, J.	.200	64	175	12	35	7	0	2	12	5	0	0	15	64	0	0	2	1
McGehee, C.	.287	160	616	56	177	29	1	4	76	0	7	1	67	102	4	2	31	7
Ozuna, M.	.269	153	565	72	152	26	5	23	85	0	5	1	41	164	3	1	12	5
Realmon, J.	.241	11	29	4	7	1	1	0	9	0	0	0	1	8	0	0	2	1
Saltalamacchia, J.	.220	114	373	43	82	20	0	11	44	0	5	2	55	143	0	1	11	15
Solano, D.	.252	111	310	26	78	11	1	3	28	7	1	3	19	61	1	2	5	1
Stanton, G.	.288	145	539	89	155	31	1	37	105	0	2	3	94	170	13	1	16	6
Valdespin, J.	.214	52	98	8	21	2	1	3	10	6	0	0	9	16	1	0	1	3
Yelich, C.	.284	144	582	94	165	30	6	9	54	3	2	3	70	137	21	7	9	2
TOTALS	.253	162	5538	645	1399	254	36	122	614	71	39	35	501	1419	58	21	143	97

PITCHER	ERA	W-L	G	GS	CG	SHO	SV	IP	H	R	ER	HR	HB	BB	SO	WP	OBA
Alvarez, H.	2.65	12-7	30	30	3	3	0	187.0	198	65	55	14	8	33	111	4	.275
Caminero, A.	10.80	0-1	6	0	0	0	0	6.2	8	8	8	2	0	4	8	0	.296
Capps, C.	3.98	0-0	17	0	0	0	0	20.1	19	9	9	1	2	5	25	2	.244
Cishek, S.	3.17	4-5	67	0	0	0	39	65.1	58	26	23	3	1	21	84	1	.237
Cosart, J.	2.39	4-4	10	10	0	0	0	64.0	54	19	17	2	0	22	40	0	.231
TOTAL	3.69	13-11	30	30	0	0	0	180.1	173	80	74	9	3	73	115	7	.255
DeSclafani, A.	6.27	2-2	13	5	0	0	0	33.0	40	23	23	4	2	5	26	2	.303
Dunn, M.	3.16	10-6	75	0	0	0	1	57.0	47	25	20	4	4	22	67	2	.220
Dyson, S.	2.14	3-1	31	0	0	0	0	42.0	41	14	10	1	3	15	33	1	.255
Eovaldi, N.	4.37	6-14	33	33	0	0	0	199.2	223	107	97	14	7	43	142	6	.282
Fernández, J.	2.44	4-2	8	8	0	0	0	51.2	36	19	14	4	0	13	70	2	.188
Flynn, B.	9.00	0-1	2	1	0	0	0	7.0	12	7	7	0	0	3	6	1	.375
Gregg, K.	10.00	0-0	12	0	0	0	0	9.0	11	10	10	2	0	5	6	1	.306
Hand, B.	4.38	3-8	32	16	0	0	1	111.0	112	56	54	10	2	39	67	5	.264
Hatcher, C.	3.38	0-3	52	0	0	0	0	56.0	55	22	21	4	0	12	60	1	.252
Heaney, A.	5.83	0-3	7	5	0	0	0	29.1	32	19	19	6	3	7	20	2	.281
Jennings, D.	1.34	0-2	47	0	0	0	0	40.1	45	11	6	3	0	17	38	2	.281
Koehler, T.	3.81	10-10	32	32	0	0	0	191.1	177	84	81	16	7	71	153	4	.248
Marmol, C.	8.10	0-3	15	0	0	0	0	13.1	16	12	12	3	1	10	14	2	.291
Morris, B.	0.66	4-1	39	0	0	0	0	40.2	33	6	3	2	2	12	36	5	.221
TOTAL	1.82	8-1	60	0	0	0	0	64.1	58	17	13	6	4	24	50	8	.248
Penny, B.	6.58	2-1	8	4	0	0	0	26.0	34	20	19	3	1	13	13	2	.327
Ramos, A.	2.11	7-0	68	0	0	0	0	64.0	36	16	15	1	3	43	73	7	.164
Rodriguez, H.	10.80	0-0	2	0	0	0	0	1.2	2	2	2	0	0	5	1	0	.333
Slowey, K.	5.30	1-1	17	2	0	0	0	37.1	53	23	22	3	2	9	24	0	.353
Turner, J.	5.97	4-7	20	12	0	0	0	78.1	106	54	52	8	1	23	54	3	.328
Wolf, R.	5.26	1-3	6	4	0	0	1	25.2	33	17	15	4	0	6	19	1	.311
TOTALS	3.78	77-85	162	162	3	16	42	1457.2	1481	674	613	114	49	458	1190	56	.264



2015 SEASON STATISTICS

HOME OFFICE
 HIGHLIGHTS
 MONTHLY
 2015 IN REVIEW
 CLUB HISTORY
 POSSESSION HISTORY
 PLAYERS OF THE MONTH
 2017 DRAFT PICKS
 ANNUAL INFORMATION

REGULARS BY POSITION

POS	PLAYER	AVG.	HR	RBI
C	J.T. Realmuto	.259	10	47
1B	Justin Bour	.262	23	73
2B	Dee Gordon	.333	4	46
3B	Martin Prado	.288	9	63
SS	Adeiny Hechavarria	.281	5	48
LF	Christian Yelich	.300	7	44
CF	Marcell Ozuna	.259	10	44
RF	Giancarlo Stanton	.265	27	67

FINAL NATIONAL LEAGUE STANDINGS

		W-L	PCT.	GB
EAST				
New York		90-72	.556	-
Washington		83-79	.512	7.0
Miami		71-91	.438	19.0
Atlanta		67-95	.414	23.0
Philadelphia		63-99	.389	27.0
CENTRAL				
St. Louis		100-62	.617	-
Pittsburgh		98-64	.605	2.0
Chicago		97-65	.599	3.0
Milwaukee		68-94	.420	32.0
Cincinnati		64-98	.395	36.0
WEST				
Los Angeles		92-70	.568	-
San Francisco		84-78	.519	8.0
Arizona		79-83	.488	13.0
San Diego		74-88	.457	18.0
Colorado		68-94	.420	24.0

REGULARS BY POSITION

POS	PITCHER	W-L	ERA	BB	SO	SV
SP	Tom Koehler	11-14	4.08	77	137	0
SP	José Fernández	6-1	2.92	14	79	0
SP	Jarred Cosart	2-5	4.52	33	47	0
SP	David Phelps	4-8	4.50	33	77	0
SP	Dan Haren	7-7	3.42	25	88	0
SP	Mat Latos	4-7	4.48	25	79	0
CL	AJ Ramos	2-4	2.30	26	87	32

TEAM STATISTICS

BATTER	AVG	G	AB	R	H	2B	3B	HR	RBI	SH	SF	HP	BB	SO	SB	CS	GDP	E
Bour, J.	.262	129	409	42	107	20	0	23	73	0	1	2	34	101	0	0	19	6
Dietrich, D.	.256	90	250	38	64	14	3	10	24	0	3	13	23	65	0	2	4	6
Gillespie, C.	.290	67	145	17	42	10	2	2	16	1	1	0	10	27	4	1	5	4
Gordon, D.	.333	145	615	88	205	24	8	4	46	6	5	2	25	91	58	20	6	6
Hechavarria, A.	.281	130	470	54	132	17	6	5	48	0	4	2	23	78	7	2	18	9
Kelly, Don	.000	2	1	0	0	0	0	0	0	0	0	0	0	0	0	0	0	0
Mathis, J.	.161	32	93	9	15	4	1	2	12	0	3	0	7	24	0	0	2	1
McGehee, C.	.182	60	110	7	20	7	0	0	9	0	0	0	10	22	1	0	3	2
TOTAL	.198	109	237	14	47	12	0	2	20	0	0	0	21	50	1	0	18	7
Ozuna, M.	.259	123	459	47	119	27	0	10	44	0	2	3	30	110	2	3	10	1
Prado, M.	.288	129	500	52	144	22	2	9	63	1	8	5	37	68	1	0	9	7
Realmuto, J.	.259	126	441	49	114	21	7	10	47	1	4	2	19	70	8	4	11	6
Rojas, M.	.282	60	142	13	40	7	1	1	17	2	2	0	11	16	0	1	4	2
Solano, D.	.189	55	90	6	17	3	1	0	7	1	0	2	1	18	0	0	4	3
Stanton, G.	.265	74	279	47	74	12	1	27	67	0	3	2	34	95	4	2	5	3
Suzuki, I.	.229	153	398	45	91	5	6	1	21	5	4	0	31	51	11	5	8	0
Tellis, T.	.148	17	27	1	4	0	0	0	0	0	0	1	1	3	0	0	2	0
Yelich, C.	.300	126	476	63	143	30	2	7	44	0	0	2	47	101	16	5	13	2
TOTALS	.260	162	5463	613	1420	236	40	120	575	71	40	39	375	1150	112	45	133	65

PITCHER	ERA	W-L	G	GS	CG	SHO	SV	IP	H	R	ER	HR	HB	BB	SO	WP	OBAs
Alvarez, H.	6.45	0-4	4	4	0	0	0	22.1	28	18	16	1	0	7	9	3	.311
Barracough, K.	2.59	2-1	25	0	0	0	0	24.1	12	8	7	1	0	18	30	1	.154
Capps, C.	1.16	1-0	30	0	0	0	0	31.0	18	5	4	2	2	7	58	2	.168
Conley, A.	3.76	4-1	15	11	0	0	0	67.0	65	28	28	7	3	21	59	0	.258
Cordier, E.	5.84	0-0	8	0	0	0	0	12.1	13	8	8	1	1	6	7	0	.271
Cosart, J.	4.52	2-5	14	13	0	0	0	69.2	63	35	35	10	1	33	47	7	.243
Crow, A.	-	0-0	0	0	0	0	0	0.0	0	0	0	0	0	0	0	0	.000
Dunn, M.	4.50	2-5	72	0	0	0	0	54.0	46	27	27	6	2	29	65	2	.227
Ellington, B.	2.88	2-1	23	0	0	0	0	25.0	17	10	8	1	2	13	18	1	.193
Fernández, J.	2.92	6-1	11	11	0	0	0	64.2	61	21	21	4	2	14	79	2	.249
Flores, K.	4.97	1-2	7	1	0	0	0	12.2	16	8	7	0	1	4	9	0	.314
Hand, B.	5.30	4-7	38	12	0	0	0	93.1	107	55	55	9	3	32	67	2	.292
Koehler, T.	4.08	11-14	32	31	0	0	0	187.1	180	96	85	22	6	77	137	2	.255
Lazo, R.	3.18	0-0	7	0	0	0	0	5.2	5	2	2	1	0	2	5	0	.238
McGough, S.	9.45	0-0	6	0	0	0	0	6.2	12	7	7	0	0	4	4	0	.387
Morris, B.	3.14	5-4	67	0	0	0	0	63.0	67	26	22	3	3	26	47	2	.275
Narveson, C.	4.45	3-1	15	2	0	0	0	30.1	24	15	15	7	0	9	32	0	.214
Nicolino, J.	4.01	5-4	12	12	0	0	0	74.0	72	33	33	8	3	20	23	2	.267
Phelps, D.	4.50	4-8	23	19	0	0	0	112.0	119	59	56	11	4	33	77	2	.272
Ramos, A.	2.30	2-4	71	0	0	0	0	32.0	32	18	18	6	3	26	87	2	.184
Rienzo, A.	5.95	0-1	14	0	0	0	0	19.2	17	14	13	2	1	13	15	3	.230
Suzuki, I.	9.00	0-0	1	0	0	0	0	1.0	2	1	1	0	0	0	0	0	.400
Urena, J.	5.25	1-5	20	9	0	0	0	61.2	73	37	36	5	3	25	28	2	.307
TOTALS	4.02	71-91	162	162	0	12	35	1427.0	1374	678	638	141	52	508	1152	53	.255

2016 SEASON STATISTICS

REGULARS BY POSITION

POS	PLAYER	AVG.	HR	RBI
C	J.T. Realmuto	.303	11	48
1B	Justin Bour	.264	15	41
2B	Dee Gordon	.268	1	14
3B	Martin Prado	.305	8	75
SS	Adelny Hecivarria	.236	3	38
LF	Christian Yelich	.298	21	98
CF	Marcell Ozuna	.266	23	76
RF	Giancarlo Stanton	.240	27	74

FINAL NATIONAL LEAGUE STANDINGS

EAST		W-L	PCT.	GB
Washington		95-67	.586	-
New York		87-75	.537	8.0
Miami		79-82	.491	15.5
Philadelphia		71-91	.438	24.0
Atlanta		68-93	.422	26.5

CENTRAL		W-L	PCT.	GB
Chicago		103-58	.640	-
St. Louis		86-76	.531	17.5
Pittsburgh		78-83	.484	25.0
Milwaukee		73-89	.451	30.5
Cincinnati		68-94	.420	35.5

WEST		W-L	PCT.	GB
Los Angeles		91-71	.562	-
San Francisco		87-75	.537	4.0
Colorado		75-87	.463	16.0
Arizona		69-93	.426	22.0
San Diego		68-94	.420	23.0

POS	PITCHER	W-L	ERA	BB	SO	SV
SP	José Fernández	16-8	2.86	55	253	0
SP	Tom Koehler	9-13	4.33	83	147	0
SP	Adam Conley	8-6	3.85	62	124	0
SP	Wei-Yin Chen	5-5	4.96	24	100	0
SP	Justin Nicolino	3-6	4.99	20	37	0
SP	Andrew Cashner	1-4	5.98	30	45	0
CL	AJ Ramos	1-4	2.81	35	73	40

TEAM STATISTICS

BATTER	AVG	G	AB	R	H	2B	3B	HR	RBI	SH	SF	HP	BB	SO	SB	CS	GDP	E
Andino, R.	.292	13	24	2	7	0	0	0	1	0	0	0	0	4	0	0	0	0
Arcia, O.	.000	2	2	0	0	0	0	0	0	0	0	0	0	1	0	0	0	0
Bour, J.	.264	90	280	35	74	12	1	15	51	0	3	0	38	56	0	0	8	3
Dietrich, D.	.279	128	351	39	98	20	5	7	42	0	5	24	32	84	1	0	6	4
Francoeur, J.	.280	26	50	4	14	2	1	0	1	1	0	0	4	15	0	2	1	0
Gillespie, C.	.235	41	51	7	12	3	2	0	5	0	1	0	3	14	0	0	1	1
Gordon, D.	.268	79	325	47	87	7	6	1	14	1	1	0	18	55	30	7	4	7
Hecavarria, A.	.236	155	508	52	120	17	6	3	38	2	3	1	33	73	1	0	10	13
Hood, D.	.240	13	25	3	6	1	0	1	2	0	0	0	0	11	0	1	0	0
Johnson, C.	.222	113	243	20	54	11	0	5	24	1	0	1	19	78	0	0	13	3
Kelly, D.	.148	13	27	2	4	0	2	0	3	0	1	0	2	5	0	0	2	0
Mathis, J.	.238	41	126	12	30	4	1	2	15	1	0	1	4	36	0	0	1	3
Ozuna, M.	.266	148	557	75	148	23	6	23	76	0	4	4	43	115	0	3	11	5
Perez, Y.	.667	12	3	5	2	1	0	0	0	0	0	0	0	1	4	2	0	0
Prado, M.	.305	153	600	70	183	37	3	8	75	0	5	4	49	69	2	2	24	9
Realmuto, J.	.303	157	509	60	154	31	0	11	48	0	3	5	28	100	12	4	12	10
Rojas, M.	.247	123	194	27	48	12	0	1	14	6	2	1	11	27	2	1	10	4
Scruggs, X.	.210	24	62	1	13	3	0	1	5	0	0	2	5	20	0	0	1	0
Stanton, G.	.240	119	413	56	99	20	1	27	74	0	2	4	50	140	0	0	6	4
Suzuki, I.	.291	143	327	48	95	15	5	1	22	3	2	3	30	42	10	2	4	1
Telis, T.	.308	10	13	1	4	0	0	1	4	0	0	0	0	2	0	0	0	0
Yelich, C.	.298	155	578	78	172	38	3	21	98	0	5	4	72	138	9	4	20	6
TOTALS	.263	161	5547	655	1460	259	42	128	626	46	38	54	447	1213	71	28	140	86

PITCHER	ERA	W-L	G	GS	CG	SHO	SV	IP	H	R	ER	HR	HB	BB	SO	WP	OBA	
Barracough, K.	2.85	6-3	75	0	0	0	0	72.2	45	24	23	1	2	44	113	8	.176	
Breslow, C.	4.50	0-2	15	0	0	0	0	14.0	21	9	7	1	0	4	7	2	.362	
Brice, A.	7.07	0-1	15	0	0	0	0	14.0	9	12	11	2	0	5	14	0	.173	
Cashner, A.	5.98	1-4	12	11	0	0	0	52.2	62	36	35	6	1	30	45	2	.301	
Cervenka, H.	4.82	0-0	18	0	0	0	0	9.1	11	5	5	1	0	5	7	0	.289	
Chen, W.	4.96	5-5	22	22	0	0	0	123.1	134	69	68	22	3	24	100	1	.276	
Clemens, P.	6.30	1-0	2	2	0	0	0	10.0	11	7	7	5	1	8	6	0	.289	
Conley, A.	3.85	8-6	25	25	0	0	0	133.1	125	59	57	13	11	62	124	9	.250	
Cosart, J.	5.95	0-1	4	4	0	0	0	19.2	19	14	13	0	0	16	11	2	.257	
Despaigne, D.	9.00	0-0	3	0	0	0	0	3.0	4	3	3	0	0	1	0	0	.364	
Dunn, M.	3.40	6-1	51	0	0	0	0	42.1	43	16	16	5	3	11	38	2	.270	
Ege, C.	12.00	0-0	5	0	0	0	0	3.0	8	4	4	1	1	2	2	0	.571	
Ellington, B.	2.45	4-2	32	0	0	0	0	33.0	27	10	9	2	2	16	32	3	.223	
Esch, J.	5.54	0-1	3	3	0	0	0	13.0	17	8	8	4	1	6	10	0	.327	
Fernández, J.	2.86	16-8	29	29	0	0	0	182.1	149	63	58	13	6	55	253	9	.224	
Flores, K.	0.00	0-0	1	1	0	0	0	3.0	1	0	0	0	0	3	1	0	.100	
Hall, C.	12.00	0-0	2	0	0	0	0	3.0	4	4	4	1	0	3	3	0	.308	
Jackson, E.	5.91	0-1	8	0	0	0	0	10.2	13	7	7	2	0	6	7	1	.317	
Koehler, T.	4.33	9-13	33	33	0	0	0	176.2	176	93	85	22	5	83	147	9	.261	
McGowan, D.	2.82	1-3	55	0	0	0	0	67.0	49	26	21	7	2	33	63	4	.202	
Morris, B.	3.06	0-0	24	0	0	0	0	17.2	15	7	6	4	1	10	13	0	.238	
Narveson, C.	8.64	1-0	6	0	0	0	0	8.1	10	8	8	3	1	2	6	1	.286	
Nicolino, J.	4.99	3-6	18	13	0	0	0	79.1	96	45	44	8	3	20	37	1	.307	
Ogando, N.	2.30	0-0	14	0	0	0	0	15.2	10	5	4	0	0	8	8	1	.179	
Phelps, D.	2.28	7-6	64	5	0	0	0	4	86.2	61	23	22	6	2	38	114	0	.197
Ramos, A.	2.81	1-4	67	0	0	0	0	40	64.0	52	21	20	1	4	35	73	6	.223
Rea, C.	0.00	0-0	1	1	0	0	0	3.1	1	0	0	0	0	0	4	0	.100	
Reyes, J.	9.00	0-0	1	0	0	0	0	2.0	3	2	2	0	0	1	0	0	.333	
Rodney, F.	5.89	2-3	39	0	0	0	0	8	36.2	41	25	24	5	3	25	41	4	.289
Urena, J.	6.13	4-9	28	12	0	0	0	1	83.2	91	59	57	11	6	29	58	0	.275
Wittaren, N.	3.14	4-3	48	0	0	0	0	51.2	50	18	18	6	1	10	42	1	.254	
TOTALS	4.05	79-82	161	161	0	12	55	1435.0	1358	682	646	152	61	595	1379	66	.251	



ALL-TIME TRADES

DATE	TEAM	ACQUIRED...	DATE	TEAM	ACQUIRED...
11/17/92	CHC	INF Alex Arias and RHP Gary Scott for LHP Greg Hibbard	12/15/97	SD	INF Derrek Lee, OF Rafael Medina and RHP Steve Hoff for RHP Kevin Brown
11/17/92	PHI	LHP Joel Adamson and LHP Matt Whisenant for LHP Danny Jackson	12/18/97	NYM	RHPs Fletcher Bates and Scott Comer for LHP Dennis Cook
11/17/92	OAK	INF Walt Weiss for C Eric Hefland and a player to be named later (LHP Scott Baker on 11/20/92)	12/19/97	OAK	OF Eric Ludwick for INF Kurt Abbott
11/17/92	HOU	RHP Brian Griffiths and RHP Hector Carrasco for RHP Tom Edens	2/6/98	NYM	LHP Jesús Sánchez, RHP A.J. Burnett, and two players to be named later (RHP Brandon Villafuerte on 3/20/98 and INF Cesar Crespo on 9/14/98) for LHP Al Leiter and INF Ralph Millard
3/27/93	CIN	LHP Chris Hammond for INF Gary Scott, and a player to be named later (INF Hector Carrasco on 9/10/93)	3/21/98	CIN	OF Eric Owens for a player to be named later (LHP Jesús Martínez on 3/26/98)
3/27/93	KC	RHP Luis Aquino for cash considerations	3/25/98	MIL	Cash considerations for OF Eric Owens
3/31/93	SF	INF Andres Santana for RHP Brian Griffiths	5/15/98	LAD	C Mike Piazza, INF Todd Zeile for INF Bobby Bonilla, OFs Gary Sheffield and Jim Eisenreich, C Charles Johnson and RHP Manuel Barrios
4/2/93	MIL	LHP Tom McGraw for RHP Jamie McAndrew	5/22/98	NYM	OF Preston Wilson, LHP Ed Yarnall and a player to be named later (LHP Geoff Goetz on 7/3/98) for C Mike Piazza
6/24/93	SD	INF Gary Sheffield and LHP Rich Rodriguez for RHPs Trevor Hoffman, Andres Berumen and Jose Martinez	7/6/98	HOU	C Ramon Castro for RHP Jay Powell and C Scott Makarawicz
6/27/93	SEA	OF Henry Cotto, RHP Jeff Darwin for INF Dave Magadan	7/31/98	TEX	INF Jose Santos and RHP Daniel DeYoung for INF Todd Zeile
7/17/93	TEX	RHPs Robb Nen and Kurt Miller for RHP Kris Carpenter	7/31/98	CHC	INF Kevin Orie, RHP Justin Speier and RHP Todd Noel for LHPs Félix Heredia and Steve Hoff
11/9/93	SEA	INF Dave Magadan for RHP Jeff Darwin	11/20/98	NYM	C Jorge Fabregas and cash considerations for RHP Oscar Henriquez
11/10/93	CWS	RHP Brian Drahan for cash considerations	11/23/98	TEX	Future considerations for C Gregg Zaun
11/12/93	TOR	C Greg O'Halloran for cash considerations	12/2/98	CIN	INF Guillermo Garcia for RHP Manuel Barrios
12/20/93	OAK	INF Kurt Abbott for OF Kerwin Moore	12/14/98	DET	Cash Considerations for C Alberto Blanco
3/30/94	NYM	RHP Steve Long for RHP Robert Person	12/14/98	STL	RHP Braden Looper, LHP Armando Almanza and INF Pablo Ozuna for INF Edgar Renteria
4/3/94	CLE	RHP Jeremy Hernández for RHP Matt Turner	1/6/99	CIN	RHP Pat Watkins for INF Pedro Minaya
11/18/94	TOR	INF Eddie Zosky for a player to be named later (Scott Pace on 12/14/94)	2/1/99	NYM	INF Mike Lowell for LHP Ed Yarnall and RHPs Todd Noel, Mark Johnson
11/29/94	NYM	INF Quilvio Veras for OF Carl Everett	3/29/99	COL	A player to be named later (RHP Kevin Gordon on 7/16/99) for RHP Pat Watkins
12/6/94	BAL	RHP Jay Powell for RHP Bret Barberie	4/1/99	ATL	A player to be named later (LHP Matt Targac on 6/11/99) for RHP Justin Speier
4/26/95	TOR	RHP Aaron Small for a player to be named later (RHP Ernie Delgado on 9/19/95)	4/20/99	CIN	Cash considerations for INF Guillermo Garcia
8/7/95	DET	LHP Buddy Groom for a player to be named later (LHP Mike Myers on 8/9/95)	5/30/99	BOS	LHP Brian Partenheimer for RHP Rob Stanifer
8/8/95	TEX	Two players to be named later (RHP Wilson Heredia on 8/11/95 and OF Scott Podsednik on 10/2/95) for RHP Bobby Witt	6/15/99	LAD	A player to be named later (LHP Ryan Moskau on 7/15/99) for INF Craig Counsell
9/31/95	ATL	A player to be named later (RHP Chris Seelbach on 9/17/95) for RHP Alejandro Peña	7/9/99	ARI	RHPs Vladimir Nuñez and Brad Penny, and a player to be named later (OF Abraham Nuñez on 12/13/99) for RHP Matt Mantei
12/4/95	MIL	OF Juan Gonzalez for OF Chuck Carr	7/24/99	SF	RHPs Jason Grilli and Nate Bump for RHP Liván Hernández
3/11/96	DET	INF Matt Brunson for RHP Randy Veres	7/31/99	DET	RHP Mike Drumright for RHP Brandon Villafuerte
7/31/96	NYM	RHP Mark Hutton for RHP David Weathers	11/12/99	LAD	Future considerations (cash considerations on 3/26/00) for INF Kevin Orie
8/8/96	TEX	RHP Ryan Dempster, and a player to be named later (RHP Rick Helling on 9/3/96) for RHP John Burkett	11/15/99	SD	RHP Dan Miceli for RHP Brian Meadows
8/13/96	ATL	OF Roosevelt Brown for INF Terry Pendleton	12/13/99	MIN	RHP Jared Camp for LHP Johan Santana
8/21/96	BAL	A player to be named later (C Gregg Zaun on 8/23/96) for RHP Terry Mathews	12/13/99	PIT	OF Brant Brown for OF Bruce Aven
11/21/96	SD	RHP Dustin Hermanson for INF Quilvio Veras	12/15/99	KC	INF Sean McNally for OF Todd Dunwoody
11/25/96	BOS	A player to be named later (RHP Bobby Rodgers on 12/10/96) for OF Jesus Tavarez	3/25/00	CLE	RHP Steve Falteisek for INF Victor Rodriguez
11/25/96	MIL	A player to be named later (RHP Ed Collins on 12/10/96) for RHP Joel Adamson	4/11/00	HOU	C Paul Bako for future considerations (cash considerations on 10/10/00)
12/13/96	ATL	RHP Martin Sánchez for RHP Yorkis Perez	5/11/00	OAK	LHP Ron Mahay for cash considerations
3/26/97	MON	OF Cliff Floyd for OF Joe Orsulak and RHP Dustin Hermanson	6/9/00	TEX	RHP Chuck Smith for OF Brant Brown
7/18/97	SF	LHP Brandon Lese and INF Bobby Rector for RHP Pat Rapp	6/9/00	ARI	INF Andy Fox for OF Danny Bautista
7/21/97	PHI	C Darren Daulton for INF Billy McMillon	7/26/00	CIN	RHP Manny Aybar for RHP Jorge Cordova
7/27/97	COL	INF Craig Counsell for Mark Hutton	7/31/00	CHC	OF Henry Rodríguez and cash considerations for INF Ross Gload and LHP David Noyce
7/29/97	KC	C Matt Treanor for RHP Matt Whisenant	11/27/00	CWS	INF Amaury Garcia for a player to be named later (RHP Mark Roberts on 12/11/00)
8/12/97	TEX	RHP Ed Vosberg for RHP Rick Helling	12/10/00	CWS	OF Jeff Abbott for OF Julio Ramirez
11/1/97	HOU	RHPs Oscar Henriquez and Manuel Barrios, and a player to be named later (RHP Mark Johnson on 12/16/97) for OF Moises Alou			
11/18/97	CHC	Future considerations (cash considerations on 12/16/97) for OF Kurt Miller			
11/18/97	ARI	OF Jesús Martínez for OF Devon White			
11/18/97	SF	RHP Joe Fontenot, OF Mick Pagelet, OF Mike Villano for RHP Robb Nen			
11/20/97	SD	OF Chris Clark for RHP Ed Vosberg			
11/20/97	KC	RHP Blaine Mull for OF Jeff Conine			

FRONT OFFICE | FIELD | BACKFIELD | MIDDLEFIELD | CLUB HISTORY | POSTSEASON HISTORY | PLAYERS DEVELOPMENT | COACHING STAFF | ANNUAL INFORMATION

ALL-TIME TRADES

DATE	TEAM	ACQUIRED...	DATE	TEAM	ACQUIRED...
1/16/01	TOR	OF Chad Mottola for future considerations (cash considerations on 3/22/01)	11/20/06	NYM	RHPs Matt Lindstrom and Henry Owens for LHPs Adam Bostick and Jason Vargas
3/28/01	SD	RHP Matt Clement, RHP Omar Ortiz and OF Eric Owens for INF Cesar Crespo and OF Mark Kotsay	11/20/06	LAA	RHP Kevin Gregg for RHP Chris Resop
3/30/01	CHC	LHP Oswaldo Maitrena for RHP Manny Aybar	3/26/07	ARI	RHP Jorge Julio for RHP Yusmeiro Petit
4/9/01	STL	OF John Mabry for cash considerations	3/30/07	OAK	C John Baker for INF Jason Stokes
8/6/01	COL	RHP Juan Acevedo for INF Joe Espada	5/14/07	COL	RHP Byung-Hyun Kim for RHP Jorge Julio
12/11/01	CHC	LHP Nate Teut for LHP Jesús Sánchez	5/31/07	SF	RHP Armando Benítez for RHP Randy Messenger
3/25/02	COL	Future considerations for RHP Chuck Smith	8/8/07	NYM	A player to be named later for OF Chad Hermansen
3/27/02	CHC	RHP Julian Tavarez, LHP Dontrelle Willis, C Ryan Jorgensen and RHP Jose Cueto for RHP Antonio Alfonseca and RHP Matt Clement	12/4/07	DET	RHP Burke Badenhop, RHP Eulogio De La Cruz, OF Cameron Maybin, LHP Andrew Miller, C Mike Rabelo and RHP Dallas Trahern for INF Miguel Cabrera and LHP Dontrelle Willis
6/25/02	MON	RHP Donnie Bridges for INF Brett Roneberg	12/6/07	SD	Cash considerations for RHP Carlos Guevara
7/11/02	CIN	OF Juan Encarnacion, INF Wilton Guerrero and RHP Ryan Snare for RHP Ryan Dempster	4/5/08	PHI	INF Wes Helms for cash
7/11/02	MON	LHP Graeme Lloyd, INF Mike Mordcaj, RHPs Carl Pavano and Justin Wayne and a player to be named later (RHP Don Levinski on 8/5/02) for OF Cliff Floyd, INF Wilton Guerrero and RHP Claudio Vargas	7/31/08	SEA	LHP Arthur Rhodes for RHP Gaby Hernández
11/18/02	COL	LHP Mike Hampton and OF Juan Pierre for C Charles Johnson, OF Preston Wilson, INF Pablo Ozuna and RHP Vic Darenbourg	10/30/08	KC	INF Mike Jacobs for RHP Leo Núñez
11/18/02	ATL	RHP Tim Lincecum and RHP Ryan Baker for LHP Mike Hampton	11/11/08	WAS	INF Emilio Bonifacio, INF Jake Smolinski and RHP PJ Dean for LHP Scott Olsen and OF Josh Willingham
1/11/03	DET	LHP Mark Redman for RHP Gary Knotts and LHPs Nate Robertson and Rob Henkel	11/13/08	CHC	RHP José Ceda for RHP Kevin Gregg
2/15/03	BOS	Cash considerations for INF/OF Kevin Millar	3/25/09	SD	RHP Eulogio De La Cruz for Player TBD
7/11/03	TEX	RHP Ugueth Urbina for INF Adrian Gonzalez, OF Will Smith, and RHP Ryan Snare	4/1/09	SF	RHP Hayden Penn for INF Robert Andino
7/31/03	BAL	INF/OF Jeff Cofone for RHP Denny Bautista and RHP Don Levinski	4/1/09	KC	INF Ross Gload for Player TBD
11/25/03	CHC	INF Hee Seop Choi and a player to be named later (RHP Mike Nannini on 12/15/03) for INF Derrek Lee	4/29/09	WSH	RHP Kyle Gunderson for RHP Logan Kensing
12/13/03	LAD	A player to be named later (OF Travis Ezi on 12/25/03) for OF Juan Encarnacion	7/1/09	WSH	INF Nick Johnson for LHP Aaron Thompson
12/16/03	OAK	LHP Michael Neu and a player to be named later (LHP Bill Murphy on 12/23/03) for LHP Mark Redman	11/5/09	BOS	OF Jeremy Hermida for LHP Hunter Jones and LHP Jose Alvarez
4/3/04	SD	RHP Ben Howard for RHP Blaine Neal	12/9/09	HOU	INF Luis Bryan and RHP Robert Bono for RHP Matt Lindstrom
6/17/04	CWS	RHP Billy Koch for INF Wilson Valdez	3/30/10	DET	LHP Nate Robertson and cash for LHP Jay Voss
7/22/04	HOU	Cash considerations for RHP Darren Oliver	7/30/10	TEX	RHPs Evan Reed and Omar Poveda for INF Jorge Cantú
7/30/04	LAD	C Paul Lo Duca, RHP Guillermo Mota and OF Juan Encarnacion for RHP Brad Penny, LHP Bill Murphy and INF Hee Seop Choi	7/31/10	BAL	LHP Will Ohman for RHP Rick VandenHurk
7/31/04	KC	RHP Rudy Seanez for OF Abraham Nunez	11/12/10	BOS	LHP Dustin Richardson for LHP Andrew Miller
7/31/04	SD	RHP Ismael Valdez for RHP Travis Chick	11/13/10	SD	RHPs Edward Mujica and Ryan Webb for OF Cameron Maybin
12/13/04	BAL	LHP Luke Hagerly for future considerations (Major League Portion of Rule 5 Draft)	11/16/10	ATL	LHP Mike Dunn and INF Omar Infante for INF Dan Uggla
7/31/05	SEA	LHP Ron Villone for RHPs Yorman Bazardo and Mike Flannery	7/5/11	PIT	RHP Cesar Valdez for future considerations
11/24/05	NYM	INFs Mike Jacobs and Grant Pomas, RHP Yusmeiro Petit for INF Carlos Delgado and cash	7/5/11	BOS	OF Mike Cameron and cash for future considerations
11/24/05	BOS	INF Hanley Ramirez, RHPs Anibal Sánchez, Jesús Delgado, and Harvey Garcia for RHPs Josh Beckett, Guillermo Mota and INF Mike Lowell	8/6/11	COL	INF/OF Alfredo Amézaga for INF Jesús Merchan
12/2/05	MIN	RHPs Travis Bowyer and Scott Tyler for INF Luis Castillo	9/29/11	CWS	Manager Ozzie Guillen for RHP Jhan Maríñez and INF Ozzie Martínez
12/5/05	NYM	Two players to be named later (RHP Gabriel Hernández and OF Dante Brinkley on 12/9/05) for C Paul Lo Duca	11/22/11	SD	LHP Wade LeBlanc for C John Baker
12/7/05	CHC	RHPs Sergio Mitre, Ricky Nolasco, and LHP Renyel Pinto for OF Juan Pierre	12/12/11	TB	C Jake Jeffries for RHP Burke Badenhop
12/16/05	NYM	LHP Ben Juliano for LHP Ron Villone	1/4/12	CHC	RHP Carlos Zambrano and cash considerations for RHP Chris Volstad
1/6/06	COL	Cash considerations for INF Josh Wilson	7/4/12	HOU	OF Carlos Lee and cash considerations for INF Matt Dominguez and LHP Rob Rasmussen
3/28/06	CHC	RHP Todd Wellemeyer for RHP Lincoln Holdzkorn and LHP Zach McCormack	7/25/12	LAD	RHP Nathan Eovaldi and RHP Scott McGough for LHP Randy Choate and INF Hanley Ramirez
3/28/06	CIN	INF Carlos Piste for C Ryan Jorgensen	7/31/12	STL	INF Zack Cox for RHP Edward Mujica
5/26/06	CIN	OF Cody Ross for LHP Ben Kozlowski	7/31/12	PIT	OF Gorkys Hernández and 2013 competitive balance pick for INF Gaby Sánchez and RHP Kyle Kaminska
8/1/06	SD	RHP Jim Brower for LHP Matt Blank	10/20/12	ARI	INF Yordy Cabrera for RHP Heath Bell and cash considerations
			11/19/12	TOR	INF Adeiny Hechavaria, LHP Justin Nicolino, OF Jake Marisnick, RHP Henderson Álvarez, RHP Anthony DeSclafani, C Jeff Mathis and INF Yonel Escobar for INF Jose Reyes, RHP Josh Johnson, LHP Mark Buehrle, C John Buck, OF Emilio Bonifacio and cash
			12/4/12	TB	INF Derek Dietrich for INF Yonel Escobar
			7/6/13	LAD	RHP Steven Ames, RHP Angel Sánchez and RHP Josh Wall for RHP Ricky Nolasco
			7/22/13	KC	INF Alex McClure for OF Gorkys Hernández
			8/18/13	PIT	Future considerations for RHP Doug Mathis
			12/12/13	CHC	OF Brian Boguevich for OF Justin Ruggiano
			12/13/13	SEA	RHP Carter Capps for INF Logan Morrison



ALL-TIME TRADES

DATE	TEAM ACQUIRED...	DATE	TEAM ACQUIRED...
6/1/14	PIT RHP Bryan Morris for 2014 competitive balance pick (39th overall)	2/4/15	PIT Cash considerations for RHP Arquimedes Caminero
7/31/14	HOU RHP Jarred Cosart, INF Kike Hernández and OF Austin Wates for OF Jake Marisnick, INF Colin Moran, RHP Francis Martes and 2015 competitive balance pick	7/15/15	LAD LHP Chris Reed for LHP Grant Dayton
8/8/14	CHC RHPs Jose Arias and Tyler Bremer for RHP Jacob Turner	7/24/15	STL RHP Kyle Brackelough for RHP Steve Cishek
8/31/14	NY Yankees Cash considerations for RHP Chaz Roe	7/30/15	LAD RHP Victor Araujo, RHP Jeff Brigham and RHP Kevin Guzman for RHP Mat Latos, OF Michael Morse and competitive balance pick
11/17/14	LAD Cash considerations or player to be named later for OF Kyle Jensen	7/31/15	TEX LHP Cody Ege and C Tomas Tejeda for RHP Sam Dyson
11/28/14	KC RHP Aaron Crow for LHP Brian Flynn and RHP Reid Redman	7/31/15	CHC RHP Ivan Pineyro and INF Elliot Soto for RHP Dan Haren
12/10/14	LAD INF Dee Gordon, RHP Dan Haren, INF Miguel Rojas and cash considerations for C Austin Barnes, RHP Chris Hatcher, LHP Andre Heaney and INF Enrique Hernández	10/24/15	PIT RHP Richard Mitchell for RHP Trevor Williams
12/11/14	CWS RHP Andre Rienzo for LHP Dan Jennings	6/30/16	SD RHP Fernando Rodney for RHP Chris Paddack
12/11/14	CIN RHP Mat Latos for RHP Anthony DeSclafani and C Chad Wallach	7/29/16	SD RHPs Andrew Cashner, Tayron Guerrero and Colin Rea for RHPs Jarrod Cosart, Carter Capps, Luis Castillo and INF Josh Naylor
12/19/14	NY Yankees INF Martin Prado, RHP David Phelps and cash considerations for RHP Nathan Eovaldi, RHP Domingo German and INF Garrett Jones	8/1/16	SD RHP Luis Castillo for RHP Colin Rea
12/20/14	SF RHPs Kendry Flores and Luis Castillo for INF Casey McGehee	8/6/16	ATL LHP Hunter Cervenka for LHP Michael Mader and INF Anfernee Seymour
		8/24/16	ATL OF Jeff Francoeur for INF Matt Foley and two international bonus slots
		1/19/17	CIN RHP Dan Straily for RHPs Austin Brice and Luis Castillo, and OF Isaiha White

RULE 5 DRAFT

YEAR	PLAYER(S) SELECTED (FROM)	PHASE	PLAYER(S) LOST (TO)	PHASE
1992	RHP Stan Spencer (Montreal)	MLB	C Jim McNamara (San Francisco)	MLB
	LHP Mike Myers (San Francisco)	MLB		
	OF Scott Pose (Cincinnati)	MLB		
1993	RHP Steve Long (New York-NL)	MLB	RHP Ryan Whitman (San Diego)	AAA
	RHP Antonio Alfonseca (Montreal)	AAA	3B Bryn Kosco (Colorado)	AAA
	LHP Mark Yockey (San Francisco)	AAA		
	RHP Don Perigny (Chicago-AL)	AAA		
	RHP Tom Paskievitch (San Diego)	AA		
1994	RHP Matt Mantei (Seattle)	MLB		
	LHP Matt Dunbar (New York-AL)	MLB		
	RHP Adrian Hollinger (San Diego)	AAA		
1995	LHP Keith Garagozzo (New York-AL)	AAA		
1996	LHP Hector Mercado (Houston)	AAA	RHP Will Cunnane (San Diego)	MLB
	RHP Joe Jacobsen (Los Angeles-NL)	AAA		
	RHP Brock Steinke (Houston)	AAA		
	C Ramsey Koeyers (Montreal)	AA		
1997	LHP David Pyc (Los Angeles-NL)	AAA	LHP Hector Mercado (Philadelphia)	MLB
			RHP Martin Sánchez (Arizona)	MLB
1998	LHP Alberto Blanco (Houston)	MLB	OF Roosevelt Brown (Chicago-NL)	AAA
	INF Benji Gil (Chicago-AL)	AAA	OF Scott Podsednik (Texas)	AAA
			RHP Nigel Alejo (Milwaukee)	AAA
			3B Tony Darden (New York-NL)	AAA
			LHP Chad Miles (Detroit)	AAA
			RHP Eric Ludwick (Detroit)	MLB
			RHP Tim McClasky (Seattle)	AAA
			LHP Scott DeWitt (Colorado)	AAA
			INF Ismael Reynoso (San Francisco)	AAA
			LHP Gabe Gonzalez (Montreal)	AAA
1999	LHP Johan Santana (Houston)	MLB	RHP Aaron Cames (Los Angeles-NL)	AAA
	Wynter Phoenix (Los Angeles-NL)	AAA	INF Joe Funaro (Seattle)	AAA
2000	LHP Jason Pruitt (Baltimore)	AA	INF Luis Ugueto (Pittsburgh)	MLB
2001			C Dominic Woody (Seattle)	AAA
			RHP Elvis DeJesus (Boston)	AAA
			RHP Marc Sauer (Oakland)	AAA
			INF Marco Yopez (Montreal)	AAA
			RHP Jason Grilli (Chicago-AL)	MLB
2002	LHP Frank Gracesqui (Toronto)	AAA	LHP Chris Key (Seattle)	AAA
	LHP Eric Reynolds (New York-AL)	AAA		
	RHP Daniel Griffin (Montreal)	AA		
	INF Chris Bass (Pittsburgh)	AAA		
	RHP Peter Bauer (Toronto)	AAA		
2003	OF Adam Bonner (Tampa Bay)	AAA		
	INF James Goeltz (Boston)	AA		
	INF Mike Kruga (Tampa Bay)	AA		

RULE 5 DRAFT

YEAR	PLAYER(S) SELECTED (FROM)	PHASE	PLAYER(S) LOST (TO)	PHASE
2004	RHP Rodrigo Rosario (Houston)	AAA	RHP Victor Prieto (Washington)	AAA
	RHP Josh Teekel (St. Louis)	AAA	RHP Ryan Warpinski (Chicago-AL)	AAA
	LHP Luke Lockwood (Washington)	AAA	OF Travis Ezi (Chicago-NL)	AAA
	OF Alejandro De Aza (Los Angeles-NL)	AAA	INF Matt Demarco (St. Louis)	AAA
			OF Jim Kavourias (Washington)	AA
2005	INF Dan Uggla (Arizona)	MLB		
	LHP Michael Megrew (Los Angeles-NL)	MLB		
	INF Agustin Septimo (Milwaukee)	AAA		
	INF Jose Ronda (Cincinnati)	AAA		
	RHP Jarrod Farrell (Tampa Bay)	AAA		
2006	RHP Christopher Young (Pittsburgh)	AAA		
	INF Josh Labandeira (Washington)	AAA	RHP Kevin Cave (Pittsburgh)	AA
	RHP Cristhian Martinez (Detroit)	AAA		
	OF Lorenzo Scott Jr. (Baltimore)	AAA		
2007	RHP Carlos Guevara (Cincinnati)	MLB		
	INF Smelin Perez (Pittsburgh)	AAA		
	OF Daron Roberts (Chicago-AL)	AAA		
	RHP Kenny Fernández (Philadelphia)	AA		
2008	RHP Adalberto Mendez (Chicago-NL)	AA		
	LHP Zachary Kroenke (New York-AL)	MLB	LHP Matt Yourkin (San Francisco)	AAA
	RHP Ryan Klosterman (Toronto)	AAA		
	RHP Brett Harker (Philadelphia)	AAA		
2009	RHP Ronald Hill (Philadelphia)	AAA		
	LHP Anillins Martinez (Cleveland)	AAA	OF John Raynor (Pittsburgh)	AAA
2010			C Andy Jenkins (Texas)	AA
	INF Jaime Ortiz (Los Angeles-NL)	AAA		
	RHP Brent Allar (Baltimore)	AA		
2011	OF Donnie Webb (Cleveland)	AA		
2012	LHP Braulio Lara (Tampa Bay)	MLB		
	OF Alfredo Silverio (Los Angeles-NL)	MLB		
2013	INF Justin Bour (Chicago-NL)	AAA	OF Kevin Mattison (Milwaukee)	AAA
	OF Brady Shoemaker (Chicago-AL)	AAA		
	INF Tony Thompson (Oakland)	AAA		
	RHP Kelvin Castro (New York-AL)	AA		
	LHP Andrew McKirahan (Chicago-NL)	MLB	INF Mark Canha (Colorado)	MLB
2014	LHP Matthew Tomshaw (Minnesota)	AAA	RHP Raimón Del Orbe (San Francisco)	AAA
	INF Harold Riggins (Cincinnati)	AAA	RHP Jheyson Manzueta (Detroit)	AAA
	LHP Alexander Burgos (Detroit)	AAA	INF Hiram Martínez (Texas)	AAA
	RHP Patrick Johnson (Pittsburgh)	AAA	RHP Enderson Franco (Atlanta)	AAA
	C Maxx Tissenbaum (Tampa Bay)	AAA	INF Zack Cox (Washington)	AAA
	RHP Juan Caballero (St. Louis)	AA	RHP Felipe Gonzalez (Los Angeles-NL)	AAA
			LHP Chipper Smith (Baltimore)	AAA
		INF Viosergy Rosa (Oakland)	AAA	
2016			RHP DJ Johnson (Los Angeles-AL)	AAA
	OF Cal Tovey (Los Angeles-AL)	AAA	LHP Alexander Burgos (Los Angeles-NL)	AAA
	LHP Nick Maronde (Cleveland)	AAA	RHP Jose Adames (Cincinnati)	AAA
	INF Alex Yarbough (Los Angeles-AL)	AAA	RHP Sean Donatello (Detroit)	AAA
			RHP Matt Ramsey (Milwaukee)	AAA

FRONT OFFICE | FIELD STAFF | PITCHERS | INFIELDERS | OUTFIELDERS | BENCH | TRADES | HISTORY | CLUB HISTORY | POSTSEASON HISTORY | PLAYERS DEVELOPMENT | JUMP OPERATIONS | SCOUTING INFORMATION



CREATION OF THE FRANCHISE

AUGUST 8, 1985 - Major League Baseball's new basic agreement permits the National League to expand by two teams to match the American League's 14.

OCTOBER 31, 1987 - U.S. Senators from eight states, including Florida, announce they have formed a congressional task force to investigate baseball expansion.

JUNE 15, 1989 - Baseball says it will announce a timetable for NL expansion within 90 days of the completion of a new basic agreement between the players and owners.

MARCH 7, 1990 - H. Wayne Huizenga announces he has purchased half of Joe Robbie Stadium and 15 percent of the Miami Dolphins for an estimated \$30 million. Huizenga states his intention to aggressively pursue an expansion franchise.

SEPTEMBER 13, 1990 - Dade County Commission repeals an ordinance that had limited Joe Robbie Stadium to 18 events a year.

SEPTEMBER 18, 1990 - The National League Expansion Committee hears presentations from all three South Florida groups and one from the Miami Beach Council.

DECEMBER 18, 1990 - The NL unveils a list of six possible sites. South Florida is included, along with Tampa-St. Petersburg, Orlando, Denver, Buffalo and Washington, D.C. From the South Florida interests, Huizenga's group is chosen.

JANUARY 26, 1991 - Renovations begin to transform Joe Robbie Stadium into a baseball stadium.

FEBRUARY 25, 1991 - The National League Expansion Committee tours Joe Robbie Stadium.

MARCH 30-31, 1991 - Joe Robbie Stadium hosts two exhibition games between the New York Yankees and the Baltimore Orioles, which draw 125,013 fans. This includes a Spring Training record 67,654 sellout on the first night.

JUNE 10, 1991 - Baseball Commissioner Fay Vincent announces Denver and South Florida as the two areas chosen by the expansion committee.

JUNE 12-13, 1991 - Major League owners meet in Santa Monica, Calif., and an ownership committee unanimously approves the two ownership groups. National League owners informally ratify Denver and South Florida.

JULY 5, 1991 - Owners unanimously approve the Florida Marlins and the Colorado Rockies as baseball's two newest franchises.

JULY 8, 1991 - Carl Barger, President of the Pittsburgh Pirates since 1987, is hired as the Marlins first President.

JULY 18, 1991 - Marlins unveil their new team logo before approximately 1,700 guests at Turnberry Isle & Country Club.

SEPTEMBER 18, 1991 - Dave Dombrowski, Montreal Expos General Manager, is named Executive Vice President and General Manager of the Marlins.

NOVEMBER 7, 1991 - Fredi Gonzalez is hired as the Marlins first Minor League manager.

DECEMBER 10, 1991 - Marlins obtain an agreement to join the Gulf Coast League's Central Division beginning in June of 1992. Carlos Tosca will manage the team.

DECEMBER 11, 1991 - Marlins sign a one-year agreement with the Erie (PA) Sailors of the New York-Penn League for 1992. The Short-Season team will begin play in June of 1992 with a 78-game schedule. Fredi Gonzalez is named to manage the club.

DECEMBER 16, 1991 - Clemente Nuñez, a 16-year-old right-handed pitcher from the Dominican Republic, is signed to a Minor League contract by scout Edmundo Borrero. The Marlins' first player is assigned to the Gulf Coast rookie league.

FEBRUARY 28, 1992 - Marlins hold first-ever tryout camp at Bucky Dent Baseball School in Delray Beach and sign Ryan Whitman, a 20-year-old right-handed pitcher from Palm Beach Gardens, to a Minor League contract. More than 600 baseball hopefuls participate in the camp.

MARCH 12, 1992 - Marlins kick off season ticket campaign, with tickets going on sale March 23.

MAY 2, 1992 - LHP Mark Stephens becomes the first player under contract with the Marlins to appear in a professional game. Stephens' contract is optioned to the Salinas Spurs of the California League.

MAY 18, 1992 - WOAM (560 AM) signs a four-year contract to become the official radio voice of the Florida Marlins.

JUNE 1, 1992 - Marlins select catcher Charles Johnson of the University of Miami with their first-ever, first-round draft pick in the June amateur draft.

JUNE 15, 1992 - Erie Sailors play the Marlins' first-ever Minor League game, losing 6-5 to the Jamestown Expos in 13 innings. John Lynch throws the first pitch, Brad Clem takes the first at-bat and later collects the first hit, and Lou Lucca drives in Scott Samuels with the first run in Marlins' organizational history.

JULY 28, 1992 - The rookie league Gulf Coast Marlins win their 14th game in a row, the longest streak by any Minor League club during the 1992 season.

AUGUST 20, 1992 - WCMO (1210 AM) signs a two-year contract to become the official Spanish radio voice of the Florida Marlins.

SEPTEMBER 3, 1992 - Erie qualifies for the New York-Penn League playoffs as the wild card entry. They beat the Hamilton Redbirds, 5-2, in a one-game playoff and move into the finals where they are swept by the Geneva Cubs, 6-3 and 7-4.

OCTOBER 19, 1992 - Marlins sign a two-year agreement with the Edmonton Trappers of the Pacific Coast League (Triple-A).

OCTOBER 21, 1992 - Marlins sign their first Triple-A player in right-handed pitcher Matt Turner. He is assigned to Edmonton and invited to 1993 Spring Training.

OCTOBER 23, 1992 - Marlins announce Rene Lachemann as their first manager. Lachemann, who signed a three-year deal, names his older brother Marcel as his pitching coach.

NOVEMBER 17, 1992 - Marlins make OF Nigel Wilson their first pick in the Expansion Draft and select 35 additional players, including Jeff Conine and Pat Rapp.

DECEMBER 7, 1992 - Marlins participate for the first time in the Rule 5 draft and select RHP Stanley Spencer, LHP Mike Myers and OF Scott Pose. They lose C Jim McNamara.

DECEMBER 8, 1992 - Marlins announce the signing of their first two free agents. Infielder Dave Magadan agrees for two years and veteran knuckleball pitcher Charlie Hough for one.

DECEMBER 9, 1992 - Marlins' President Carl Barger collapses during an owners meeting during the baseball winter meetings in Louisville, KY, and dies a few hours later in the Humana University Hospital due to a ruptured abdominal aortic aneurysm.

FEBRUARY 29, 1993 - Marlins dedicate their Brevard County training complex. Owner Wayne Huizenga announces the complex will be called the Carl F. Barger Complex at Viera.

MARCH 5, 1993 - Marlins defeat Houston, 12-8, in their inaugural Spring Training game. Jeff Conine hits Florida's first homer before a crowd of 6,696 at the Cocoa Expo Sports Complex.

APRIL 5, 1993 - Florida defeats the Los Angeles Dodgers, 6-3, to win their inaugural game before a sellout crowd of 42,334 spectators at Joe Robbie Stadium.

INAUGURAL SEASON INFORMATION

MAJOR LEAGUE EXPANSION DRAFT - NOVEMBER 17, 1992 IN NEW YORK, NY

Round 1

1. Nigel Wilson, OF (TOR); 2. Jose Martinez, RHP (NYM); 3. Bret Barberie, INF (MON); 4. Trevor Hoffman, RHP (CIN); 5. Pat Rapp, RHP (SF); 6. Greg Hibbard, LHP (CWS); 7. Chuck Carr, OF (STL); 8. Darrell Whitmore, OF (CLE); 9. Eric Helfand, C (OAK); 10. Bryan Harvey, RHP (CAL); 11. Jeff Conine, INF/OF (KC); 12. Kip Yaughn, RHP (BAL); 13. Jesus Tavaréz, OF (SEA).

Round 2

14. Carl Everett, OF (NYY); 15. Dave Weathers, RHP (TOR); 16. John Johnstone, RHP (NYY); 17. Ramon Martinez, INF (PIT); 18. Steve Decker, C (SF); 19. Chris Carpenter, RHP (STL); 20. Jack Armstrong, RHP (CLE); 21. Scott Chiamparino, RHP (TEX); 22. Tom Edens, RHP (MIN); 23. Andres Berumen, RHP (KC); 24. Robert Person, RHP (CWS); 25. Jim Corsi, RHP (OAK); 26. Richie Lewis, RHP (BAL).

Round 3

27. Danny Jackson, LHP (PIT); 28. Bob Natal, C (MON); 29. Jamie McAndrew, RHP (LA); 30. Junior Félix, OF (CAL); 31. Kerwin Moore, OF (KC); 32. Ryan Bowen, RHP (HOU); 33. Scott Baker, LHP (STL); 34. Chris Donnels, INF (NYM); 35. Monty Fariss, OF (TEX); 36. Jeff Tabaka, LHP (MIL).

EXPANSION DRAFT-DAY TRADES

Marlins acquire INFs Gary Scott and Alex Arias from Chicago (NL) for LHP Greg Hibbard. Marlins acquire LHPs Joel Adamson and Matt Whisenant from Philadelphia for LHP Danny Jackson. Marlins acquire INF Walt Weiss from Oakland for C Eric Helfand and a player to be named later (LHP Scott Baker on 11/20/92). Marlins acquire RHPs Brian Griffiths and Hector Carrasco from Houston for RHP Tom Edens.

OPENING DAY - APRIL 5, 1993

Joe Robbie Stadium - The Marlins played their first game in Franchise history on April 5, 1993. The day's festivities began with Hall of Famer Joe DiMaggio throwing out the first pitch. In addition, the Club retired the No. 5 in honor of their late president, Carl Barger. The Marlins defeated the Los Angeles Dodgers, 6-3, before a sellout crowd of 42,334 fans. Marlins starter Charlie Hough scattered six hits over six innings to pick up the Club's first win. Walt Weiss gave the Marlins a 2-0 lead in the second inning with a two-run triple. Jeff Conine went 4x4 and stole the first base in Marlins history. Bret Barberie collected Florida's first hit, a first-inning single to center. Bryan Harvey pitched a scoreless ninth to record the save.

FLORIDA MARLINS 6, LOS ANGELES DODGERS 3

	1	2	3	4	5	6	7	8	9	R	H	E	LOB
LOS ANGELES	0	0	0	0	2	1	0	0	0	3	8	2	7
FLORIDA	0	3	1	0	0	1	1	0	X	6	14	1	7

HP: Pulli 1B: West 2B: Williams 3B: Darling

TIME: 2:27 ATTENDANCE: 42,334

Los Angeles	AB	R	H	RBI	BB	SO	Florida	AB	R	H	RBI	BB	SO
Jose Offerman SS	4	0	1	1	1	2	Scott Pose CF-LF	5	0	1	2	0	0
Brett Butler CF	4	0	0	0	0	2	Bret Barberie 2B	4	1	2	0	0	0
Darryl Strawberry RF	3	0	0	0	1	0	Junior Félix RF	4	0	1	0	0	1
Eric Davis LF	4	0	1	0	0	1	Orestes Destrade 1B	4	1	1	0	0	1
Tim Lincecum 3B	4	1	1	1	0	1	Cris Carpenter P	0	0	0	0	0	0
Eric Karros 1B	3	1	1	0	1	0	Bryan Harvey P	0	0	0	0	0	0
Mike Piazza C	4	0	1	0	0	0	Dave Magadan 3B	4	0	1	0	0	0
Jody Reed 2B	4	1	2	1	0	1	Benito Santiago C	4	1	2	1	0	0
Orel Hershiser P	2	0	1	0	0	0	Jeff Conine LF-1B	4	2	4	0	0	0
Roger McDowell P	0	0	0	0	0	0	Walt Weiss SS	3	1	2	2	1	0
Lenny Harris PH	0	0	0	0	0	0	Charlie Hough P	2	0	0	0	0	1
Cory Snyder PH	1	0	0	0	0	0	Alex Arias PH	1	0	0	0	0	0
Ricky Tricek P	0	0	0	0	0	0	Luis Aquino P	0	0	0	0	0	0
Dave Hansen PH	1	0	0	0	0	0	Joe Klink P	0	0	0	0	0	0
Team Totals	34	3	8	3	3	7	Chuck Carr CF	1	0	0	0	0	0
							Team Totals	36	6	14	5	1	3

2B: Davis (1, off Hough), Karros (1, off Hough).
HR: Wallach (1, off Hough; 6th inn, 0 on, 1 out).
GDP: Piazza (1).
DP: 2. Davis-Karros, Reed-Offerman-Karros.
E: Wallach (1), Reed (1).

2B: Destrade (1, off Hershiser).
3B: Weiss (1, off Hershiser).
GDP: Destrade (1).
DP: 1. Magadan-Barberie-Destrade.
E: Félix (1).
SB: Conine (1, 3rd base off Tricek/Piazza).
CS: Pose (1, 2nd base by McDowell/Piazza).

Los Angeles	IP	H	R	ER	BB	SO	Florida	IP	H	R	ER	BB	SO
Hershiser (L, 0-1)	5.0	10	5	5	1	3	Hough, W (1-0)	6.0	6	3	3	2	4
McDowell	1.0	0	0	0	0	0	Aquino	0.0	1	0	0	0	0
Tricek	2.0	4	1	1	0	0	Klink	1.0	0	0	0	1	1
							Carpenter	1.0	0	0	0	0	1
							Harvey (S, 1)	1.0	1	0	0	0	1



OPENING DAY HISTORY

OPENING DAY LINEUPS

1993	1994	1995	1996	1997	1998	
Pose	CF Carr	CF Veras	2B Veras	2B Castillo	2B Floyd	LF
Barberie	2B Browne	3B Arias	SS White	CF Renteria	SS Renteria	SS
Félix	RF Sheffield	RF Sheffield	RF Sheffield	RF Sheffield	RF Jackson	1B
Destrade	1B Destrade	1B Conine	LF Conine	LF Bonilla	3B Sheffield	RF
Magadan	3B Conine	LF Pendleton	3B Pendleton	3B Alou	LF Kotsay	CF
Santiago	C Barberie	2B Colbrunn	1B Colbrunn	1B White	CF Johnson	C
Conine	LF Santiago	C Johnson	C Johnson	C Conine	1B Counsell	2B
Weiss	SS Abbott	SS Carr	CF Abbott	SS Johnson	C Booty	3B
Hough	P Hough	P Burkett	P Brown	P Brown	P Hernández	P
1999	2000	2001	2002	2003	2004	
Castillo	2B Castillo	2B Castillo	2B Castillo	2B Castillo	2B Pierre	CF
Gonzalez	SS Gonzalez	SS Owens	RF Wilson	CF Pierre	CF Castillo	2B
Kotsay	RF Floyd	LF Floyd	LF Floyd	RF Rodriguez	C Cabrera	RF
Lee	1B Wilson	CF Wilson	CF Millar	RF Lee	1B Lowell	3B
Dunwoody	CF Lowell	3B Lowell	3B Lowell	3B Lowell	3B Conine	LF
Wilson	LF Millar	1B Johnson	C Lee	1B Encarnacion	RF Choi	1B
Orie	3B Brown	RF Lee	1B Gonzalez	SS Hollandsworth	LF Castro	C
Redmond	C Redmond	C Gonzalez	SS Redmond	C Gonzalez	SS Gonzalez	SS
Fernández	P Fernández	P Dempster	P Dempster	P Beckett	P Beckett	P
2005	2006	2007	2008	2009	2010	
Pierre	CF Ramirez	SS Ramirez	SS Ramirez	SS Bonifacio	3B Coghlan	LF
Castillo	2B Hermida	RF Uggla	2B Uggla	2B Baker	C Maybin	CF
Cabrera	LF Cabrera	3B Cabrera	3B Jacobs	1B Ramirez	SS Ramirez	SS
Delgado	1B Jacobs	1B Jacobs	1B Willingham	LF Cantú	1B Cantú	2B
Lowell	3B Willingham	LF Willingham	LF Cantú	3B Uggla	2B Uggla	2B
Lo Duca	C Uggla	2B Borchard	RF Ross	CF Hermida	LF Paulino	C
Encarnacion	RF Olivo	C Olivo	C Gonzalez	RF Ross	RF Paulino	RF
Gonzalez	SS Reed	CF De Aza	CF Treanor	C Maybin	CF Sánchez	1B
Beckett	P Willis	P Willis	P Hendrickson	P Nolasco	P Johnson	P
2011	2012	2013	2014	2015	2016	
Coghlan	CF Reyes	SS Pierre	LF Yelich	LF Gordon	2B Gordon	2B
Infante	2B Bonifacio	CF Coghlan	CF Baker	2B Yelich	LF Ozuna	CF
Ramirez	SS Ramirez	3B Stanton	RF Stanton	RF Stanton	RF Yelich	LF
Stanton	RF Stanton	RF Polanco	3B McGehee	3B Morse	1B Stanton	RF
Sánchez	1B Morrison	LF Brantley	C Jones	1B Prado	3B Prado	3B
Morrison	LF Sánchez	1B Solano	2B Saltalamacchia	C Ozuna	CF Bour	1B
Buck	C Infante	2B Kotchman	1B Ozuna	CF Saltalamacchia	C Realmuto	C
Murphy	3B Buck	C Hechavarria	SS Hechavarria	SS Hechavarria	SS Hechavarria	SS
Johnson	P Johnson	P Nolasco	P Fernández	P Álvarez	P Chen	P

INAUGURAL OPENING DAY ROSTER

Pitchers (11):	Luis Aquino, Jack Armstrong, Ryan Bowen, Cris Carpenter, Chris Hammond, Charlie Hough, Bryan Harvey, Trevor Hoffman, Joe Klink, Richie Lewis, Bob McClure.
Catchers (2):	Steve Decker, Benito Santiago
Infielders (6):	Alex Arias, Bret Barberie, Orestes Destrade, Dave Magadan, Rick Renteria, Walt Weiss
Outfielders (6):	Greg Briley, Chuck Carr, Jeff Conine, Monty Fariss, Junior Félix, Scott Pose
Disabled List (3):	Jim Corsi, Scott Chiamparino, Kip Vaughn
Coaching Staff (6):	René Lachemann (Manager), Marcel Lachemann (Pitching Coach), Vada Pinson (First Base Coach), Doug Rader (Hitting Coach), Frank Reberger (Bulpen Coach), Cookie Rojas (Third Base Coach)



OPENING DAY HISTORY

OPENING DAY RESULTS

1993

LA 000 021 000 -- 3 8 2
 FLA 031 001 10x -- 6 14 1

WP-Hough LP-Hershiser Sv-Harvey
 ATT - 42,334

1996

PIT 010 000 030 -- 4 9 0
 FLA 000 000 000 -- 0 3 1

WP-Wagner LP-Brown Sv-None
 ATT - 41,815

1999

NYM 001 000 001 -- 2 9 0
 FLA 300 020 01x -- 6 12 0

WP-Fernández LP-Leiter Sv-None
 ATT - 38,983

2002

FLA 010 001 400 -- 6 8 0
 MON 000 100 033 -- 7 11 1

WP-Herges LP-Looper Sv-None
 ATT - 34,351

2005

ATL 000 000 000 -- 0 5 0
 FLA 520 002 00x -- 9 13 0

WP-Beckett LP-Smoltz Sv-None
 ATT - 57,405

2008

NYM 000 600 001 -- 7 10 0
 FLA 000 200 000 -- 2 5 1

WP-Santana LP-Hendrickson Sv-None
 ATT - 38,308

2011

NYM 000 000 200 -- 2 4 0
 FLA 000 410 01x -- 6 10 0

WP-Johnson LP-Pelfrey Sv-None
 ATT - 41,237

2014

COL 000 001 000 -- 1 6 0
 MIA 001 051 03x -- 10 14 0

WP-Fernández LP-De La Rosa Sv-None
 ATT - 37,116

1994

FLA 010 000 200 -- 3 5 3
 LA 200 000 11x -- 4 7 0

WP-Gott LP-Hernández Sv-Worrell
 ATT - 53,757

1997

CHI 000 000 002 -- 2 3 2
 FLA 011 020 00x -- 4 10 0

WP-Brown LP-Mulholland Sv-None
 ATT - 41,412

2000

SF 002 100 001 -- 4 10 2
 FLA 200 021 01x -- 6 12 0

WP-Fernández LP-Hernández Sv-Allorseea
 ATT - 35,101

2003

PHI 115 100 000 -- 8 10 2
 FLA 000 002 120 -- 5 7 3

WP-Millwood LP-Beckett Sv-Mesa
 ATT - 37,137

2006

FLA 000 000 000 -- 0 5 2
 HOU 000 000 10x -- 1 4 0

WP-Oswalt LP-Johnson Sv-Lidge
 ATT - 43,666

2009

WSH 000 203 001 -- 6 9 2
 FLA 204 204 00x -- 12 12 0

WP-Nolasco LP-Lannan Sv-None
 ATT - 34,323

2012

STL 210 000 010 -- 4 13 0
 MIA 000 000 010 -- 1 4 0

WP-Lohse LP-Johnson Sv-Motte
 ATT - 36,601

2015

ATL 100 001 000 -- 2 6 0
 MIA 001 000 000 -- 1 8 0

WP-Teheran LP-Álvarez Sv-Grilli
 ATT - 36,969

1995

LA 200 030 300 -- 8 13 0
 FLA 110 000 014 -- 7 9 1

WP-Martinez LP-Burkett Sv-Seanez
 ATT - 42,125

1998

CHI 302 000 001 -- 6 9 1
 FLA 603 000 02x -- 11 14 2

WP-Hernández LP-Tapani Sv-None
 ATT - 41,126

2001

PHI 210 010 100 000 1 -- 6 12 1
 FLA 000 202 001 000 0 -- 5 8 1

WP-Telemaco LP-Núñez Sv-None
 ATT - 36,146

2004

MDN 000 001 011 -- 3 8 1
 FLA 020 000 02x -- 4 10 0

WP-Periño LP-Ayala Sv-Benítez
 ATT - 55,315

2007

FLA 120 301 200 -- 9 13 0
 WAS 000 101 000 -- 2 7 0

WP-Willis LP-Patterson Sv-None
 ATT - 40,389

2010

FLA 000 001 000 -- 1 6 3
 NYM 200 004 10x -- 7 9 1

WP-Santana LP-Johnson Sv-None
 ATT - 41,245

2013

MIA 000 000 000 -- 0 3 0
 WSH 100 100 00x -- 2 5 0

WP-Strasburg LP-Nolasco Sv-Soriano
 ATT - 45,274

2016

DET 130 010 002 01 8 12 1
 MIA 000 003 013 00 7 10 2

WP-VerHagen LP-Breslow Sv-Greene
 ATT - 36,911



2016 MARLINS REVIEWS

DATE	GAME	INNING	MGR./UMP.	PLAYER	INITIAL CALL	PLAY TYPE	UMPIRE	RESULT	TIME
4/6	DET	85	Ausmus	Stanton	Safe at 2nd	Tag Play	Ripperger	Stands	2:58
4/7	@WSH	85	Baker	Werth	Out at 1st	Force Play	Little	Stands	2:15
4/10	@WSH	85	Mattingly	Murphy	Safe at 1st	Force Play	T. Barrett	Stands	1:43
4/11	@NYM	71	Mattingly	Yelich	Out at 1st	Force Play	Timmons	Overtuned	2:12
4/12	@NYM	74	Mattingly	Ozuna	Out at 1st	Force Play	Everitt	Overtuned	1:40
4/16	ATL	79	Mattingly	Peterson	Safe at 1st	Force Play	Cooper	Overtuned	0:38
4/17	ATL	710	Gonzalez	Peterson	Out at home	Tag Play	Cooper	Confirmed	1:31
4/18	WSH	72	Baker	Murphy	Foul ball	Fair/foul	Wendelstedt	Stands	1:56
4/18	WSH	82	Mattingly	Hechavarria	Out at 2nd	Force Play	Layne	Overtuned	1:26
4/18	WSH	87	Mattingly	Stanton	Out at 1st	Tag Play	T. Gibson	Overtuned	2:37
4/19	WSH	79	Baker	Taylor	Out at 1st	Force Play	Wendelstedt	Confirmed	1:16
4/23	@SF	72	Mattingly	Bour	Out at 2nd	Force Play	Wolcott	Confirmed	1:32
4/23	@SF	87	Bochy	Span	Out at 2nd	Tag Play	Wolcott	Stands	3:14
4/24	@SF	84	Bochy	B. Crawford	Out at 1st	Force Play	Wolcott	Confirmed	1:34
4/27	@LAD	78	Mattingly	Realuto	Out at 1st	Force Play	Miller	Overtuned	1:11
4/28	@LAD	77	Mattingly	Dietrich	Ball; No HBP	HBP	Miller	Confirmed	2:35
4/29	@MIL	73	Mattingly	Ozuna	Out at 3rd	Tag Play	Randazzo	Stands	1:56
4/30	@MIL	75	Mattingly	Realuto	Out at 1st	Force Play	Danley	Overtuned	0:51
5/3	ARIA	86	Hale	Dietrich	Hit by Pitch	HBP	DeMuth	Confirmed	1:42
5/4	ARI	76	Mattingly	Tomas	Safe at 2nd	Tag Play	Estabrook	Overtuned	0:43
5/5	ARI	85	Mattingly	Realuto	Out at 1st	Tag Play	Estabrook	Stands	2:39
5/5	ARI	76	Hale	Drury	Out at 2nd	Force Play	DeMuth	Confirmed	2:39
5/5	ARI	76	Hale	Goldschmidt	Out at 2nd	Force Play	DeMuth	Stands	2:40
5/9	MIL	82	Courless	Realuto	Home Run	Passing runner	DiMuro	Overtuned	2:10
5/9	MIL	88	Mattingly	Y. Rivera	Ball in Play	Boundaries	DiMuro	Overtuned	1:00
5/13	@WSH	86	Baker	Revere	Out at 1st	Force Play	Rackley	Confirmed	0:30
5/14	@WSH, GI	86	UMPIRE	W. Ramos	HR/No Fan Int.	Potential HR	Marquez	Confirmed	1:47
5/15	@WSH	71	Mattingly	Yelich	Out at 1st	Force Play	Guccione	Stands	0:53
5/17	@PHI	86	Mattingly	T. Joseph	Safe at 3rd	Tag Play	Fletcher	Stands	1:45
5/18	@PHI	82	Mackanin	Franco	Out at 1st	Force Play	West	Overtuned	0:45
5/20	WSH	76	Baker	Harper	Out at 3rd	Tag Play	Estabrook	Confirmed	1:26
5/20	WSH	87	Mattingly	Hechavarria	Out at 2nd	Tag Play	Timmons	Confirmed	2:10
5/20	WSH	79	UMPIRE	Rendon	Out at 2nd	Force Play	Timmons	Confirmed	1:09
5/20	WSH	79	UMPIRE	Rendon	Out at 2B	Slide Rule	Timmons	Confirmed	1:09
5/20	WSH	79	UMPIRE	W. Ramos	Safe at 1st	Force Play	Everitt	Stands	1:08
5/22	WSH	84	Baker	Suzuki	Safe at 1st	Force Play	Estabrook	Overtuned	0:51
5/22	WSH	79	Mattingly	M. Taylor	Safe at home	Tag Play	Timmons	Overtuned	2:06
5/23	TB	77	Cash	Motter	Out at 3rd	Tag Play	Barksdale	Confirmed	1:30
5/24	TB	73	Cash	B. Miller	Out at 2nd	Tag Play	Cederstrom	Stands	1:30
5/24	TB	79	Mattingly	Guy	Safe at 3rd	Tag Play	Barksdale	Overtuned	1:49
5/25	@TB	75	Mattingly	Dietrich	No Interference	Fan Interfer.	Cederstrom	Stands	2:24
5/27	@ATL	88	Snitker	Flowers	Out at 1st	Force Play	May	Overtuned	1:44
5/28	@ATL	71	Snitker	Suzuki	Safe at 1st	Force Play	Marquez	Stands	1:41
5/30	PIT	74	Mattingly	S. Marte	Safe at 2nd	Tag Play	Hoye	Overtuned	1:44
5/31	PIT	87	Hurdle	Realuto	Safe at home	Tag Play	Hudson	Stands	1:23
6/4	NYM	82	Collins	Bour	Safe at home	Force Play	G. Gibson	Stands	1:42
6/9	@MIN	84	Mattingly	E. Nunez	Safe at 2nd	Tag Play	T. Gibson	Overtuned	2:14
6/11	@ARI	76	Hale	Realuto	Safe at 1st	Force Play	Hernandez	Overtuned	1:06
6/12	@ARI	83	Mattingly	Dietrich	No Catch	Catch	T. Barrett	Overtuned	2:25
6/14	@SD	78	Green	M. Rojas	Safe at 1st	Force Play	Blaser	Overtuned	2:24
6/15	@SD	88	Green	Bethancourt	Out at 2nd	Tag Play	Nelson	Stands	0:44
6/17	COL	86	Mattingly	Bour	Out at 1st	Force Play	Meals	Overtuned	1:02
6/20	COL	72	UMPIRE	Story	Foul ball; No HBP	Rules Check	Kulpa	Rules Check	1:44
6/20	COL	77	Weiss	Blackmon	Out at 1st	Force Play	Conroy	Overtuned	0:52
6/23	CHI	85	Maddon	C. Johnson	Safe at 1st	Tag Play	Reybun	Overtuned	1:18
6/23	CHI	86	Mattingly	Realuto	Out at 1st	Force Play	Reybun	Overtuned	1:02
6/25	CHI	71	Mattingly	Bryant	Safe at 3rd	Tag Play	Reybun	Stands	4:03
6/26	CHI	86	Mattingly	Dietrich	Foul ball; No HBP	HBP	Hirschbeck	Overtuned	0:44
6/26	CHI	86	Mattingly	Hechavarria	Out at 1st	Force Play	Carapazza	Overtuned	1:02
6/26	CHI	86	Maddon	Dietrich	Out at 2nd	Slide Rule	Reybun	Confirmed	1:02
7/1	@ATL	85	Snitker	Incarte	Out at 1st	Force Play	Guccione	Overtuned	2:57
7/2	@ATL	86	Snitker	C. d'Arnaud	Out at 1st	Force Play	Marquez	Stands	2:00
7/4	@NYM	72	Mattingly	C. Johnson	Out at 2nd	Tag Play	Woodring	Overtuned	1:49
7/4	@NYM	88	Mattingly	Lagares	Safe at 1st	Force Play	Cuzzi	Overtuned	4:04
7/6	@NYM	75	Mattingly	Dietrich	Out at 2nd	Force Play	Hallion	Confirmed	0:46
7/6	@NYM	75	Mattingly	Yelich	Out at 1st	Force Play	Bellino	Stands	0:46
7/6	@NYM	79	UMPIRE	C. Johnson	Out at 2nd	Force Play	Hallion	Stands	1:41
7/9	CIN	77	Mattingly	Phillips	Safe at 3rd	Tag Play	DeMuth	Overtuned	1:22
7/10	CIN	83	Mattingly	Yelich	Out at 1st	Force Play	Estabrook	Overtuned	0:47
7/10	CIN	86	Mattingly	M. Rojas	Out at 1st	Force Play	Estabrook	Overtuned	0:44
7/17	@STL	73	Matheny	I. Suzuki	Safe at 1st	Force Play	Fairchild	Overtuned	0:57
7/19	@PHI	71	Mattingly	Realuto	Out at 2nd	Force Play	Hamari	Stands	2:07
7/20	@PHI	81	UMPIRE	Goeddel	HR/No Fan Int.	Potential HR	Hamari	Confirmed	0:40
7/22	NYM	78	Mattingly	De Aza	Safe at 2nd	Tag Play	Basner	Overtuned	0:43
7/24	NYM	78	Mattingly	Céspedes	Safe at home	Force Play	Basner	Overtuned	1:37
8/1	@CHI	72	Mattingly	Dietrich	Out at 1st	Force Play	Muchlinski	Stands	3:04
8/1	@CHI	76	Maddon	Realuto	Safe at 1st	Force Play	Muchlinski	Overtuned	1:51
8/1	@CHI	77	Maddon	Hechavarria	Safe at 1st	Force Play	Muchlinski	Overtuned	3:31
8/2	@CHI	78	Mattingly	D. Gordon	Out at 1st	Force Play	Foster	Stands	1:32
8/6	@COL	81	Mattingly	LeMahieu	Safe at 1st	Force Play	Fletcher	Overtuned	0:53
8/6	@COL	79	Weiss	C. Johnson	Safe at 1st	Force Play	Fletcher	Overtuned	2:02
8/7	@COL	84	Mattingly	Parra	Out at 2nd	Slide Rule	West	Confirmed	1:56
8/7	@COL	76	Weiss	M. Rojas	Safe at 2nd	Tag Play	West	Overtuned	0:58
8/8	SF	81	Mattingly	D. Gordon	Out at 2nd	Tag Play	Blaser	Overtuned	2:09
8/9	SF	85	Bochy	D. Gordon	Safe at 1st	Tag Play	Blaser	Overtuned	1:34
8/12	CWS	72	Mattingly	Eaton	Touched 2nd	Touching a Base	T. Gibson	Confirmed	2:31
8/12	CWS	85	Ventura	D. Gordon	Safe at 1st	Force Play	Barry	Overtuned	1:14
8/13	CWS	83	Mattingly	Realuto	Out at 2nd	Tag Play	Wendelstedt	Overtuned	2:21
8/13	CWS	76	Ventura	T. Anderson	Out at home	Force Play	Barry	Overtuned	0:56
8/14	CWS	87	Ventura	Hechavarria	Safe at 1st	Force Play	Wendelstedt	Stands	1:06

2016 MARLINS REVIEWS
 CLUB HISTORY
 POSTSEASON HISTORY
 2017 PROSPECTS
 ANNUAL INFORMATION



2016 MARLINS REVIEWS

DATE	GAME	INNING	MGR./UMP.	PLAYER	INITIAL CALL	PLAY TYPE	UMPIRE	RESULT	TIME
8/14	CWS	B7	UMPIRE	I. Suzuki	Hit by Pitch	HBP	T. Gibson	Stands	0:44
8/14	CWS	T9	UMPIRE	C. Sánchez	Out at HP	Collisions at HP	T. Gibson	Confirmed	0:27
8/19	@PIT	B1	Hurdle	Harrison	Out at 2nd	Tag Play	Conroy	Stands	1:54
8/20	@PIT	T3	Mattingly	Phelps	Out at 1st	Force Play	Conroy	Overturned	1:04
8/21	@PIT	T9	Mattingly	M. Rojas	Ball; No HBP	HBP	Conroy	Overturned	0:48
8/23	KC	B3	Yost	D. Gordon	Safe at 1st	Tag Play	Hoye	Stands	1:48
8/23	KC	T6	Mattingly	L. Cain	Safe at 2nd	Tag Play	Hudson	Overturned	1:32
8/25	KC	T9	Yost	Dyson	Out at 1st	Force Play	Gonzalez	Overturned	0:43
8/26	SD	B8	Mattingly	Andino	Out at 2nd	Force Play	Carlson	Overturned	0:33
8/28	SD	B7	Green	Ozuna	Safe at 1st	Tag Play	Porter	Stands	1:15
8/28	SD	B7	Green	Ozuna	Safe at 1st	Touching a Base	Porter	Overturned	1:15
8/29	@NYM	B2	Mattingly	Loney	Safe at 1st	Force Play	Everitt	Confirmed	3:29
9/1	@NYM	T3	Mattingly	I. Suzuki	Out at 1st	Force Play	Timmons	Overturned	0:54
9/1	@NYM	T7	UMPIRE	Yelich	Home Run	Potential HR	Emmel	Confirmed	0:36
9/1	@NYM	B9	Collins	T. d'Arnaud	Out at 1st	Force Play	Timmons	Overturned	0:54
9/3	@CLE	T1	Francona	Hood	Safe at 1st	Force Play	West	Overturned	1:38
9/3	@CLE	B8	Francona	Crisp	Out at home	Force Play	Ripperger	Overturned	2:06
9/7	PHI	T5	Mattingly	Altherr	Safe at 2nd	Tag Play	Foster	Overturned	0:48
9/10	LAD	T3	Roberts	R. Hill	Out at 1st	Force Play	Miller	Overturned	0:40
9/11	LAD	B4	Roberts	Dietrich	Safe at 1st	Force Play	Woodring	Stands	1:50
9/12	@ATL	B7	Snitker	Peterson	Out at 3rd	Tag Play	Gorman	Overturned	1:20
9/13	@ATL	T2	Snitker	Hechavarria	Safe at 1st	Force Play	Hudson	Overturned	1:45
9/18	@PHI	T7	Mattingly	Hechavarria	Out at 2nd	Tag Play	Iassogna	Overturned	2:28
9/23	ATL	B9	Mattingly	Y. Perez	Out at 2nd	Tag Play	Eddings	Stands	1:39
9/24	ATL	B7	Snitker	Realmuto	Safe at 2nd	Tag Play	Blaser	Stands	1:59
9/30	@WSH	B4	Baker	Difo	Out at 3rd	Tag Play	Porter	Stands	1:06
10/1	@WSH	B5	Baker	M. Taylor	Out at 2nd	Tag Play	Porter	Overturned	1:06
10/1	@WSH	T6	Baker	Yelich	Safe at 2nd	Tag Play	Porter	Stands	1:18
10/2	@WSH	B2	Mattingly	Espinosa	Safe at home	Tag Play	Tumpane	Confirmed	1:24
10/2	@WSH	T4	UMPIRE	Hood	In Play; Triple	Potential HR	Porter	Overturned	0:59
10/2	@WSH	T8	Baker	Hood	Safe at 1st	Force Play	Porter	Stands	1:35

MARLINS REVIEW PERCENTAGES

YEAR	TEAM	CHALLENGES	OVERTURNED	PERCENTAGE
2014	MIAMI MARLINS	27	19	70.4
2015	MIAMI MARLINS	31	19	61.3
2016	MIAMI MARLINS	56	35	62.5
TOTALS	MIAMI MARLINS	114	73	64.0

FIRST TIME IT HAPPENED-CLUB HISTORY

GAME:	4/5/93, 6-3 win vs. LAD
GAME (Spring Training):	3/5/93, 12-8 win vs. HOU (Cocoa Expo Sports Complex)
GAME (Postseason):	9/30/97, 2-1 win vs. SF (Edgar Renteria RBI-single in bottom of ninth)
GAME (NLCS):	10/7/97, 5-3 win at ATL
GAME (World Series):	10/18/97, 7-4 win vs. CLE
GAME (Extra Inning):	4/12/93 at SF (4-3 loss, 11 innings)
WIN:	4/5/93, 6-3 vs. LAD
WIN (Road):	4/14/93, 6-4 at SF
WIN (Extra Inning):	5/1/93 vs. COL (7-6, 12 innings)
WIN (Extra Inning on Road):	8/2/94 at CHC (3-2, 10 innings)
WIN (Last At-Bat):	4/28/93 at ATL (two-run top of the ninth, 3-1 win)
WIN (Come from Behind in Ninth):	6/7/93 at LAD (trailed 3-2, won 5-3)
WIN (1-0):	8/13/93 at STL (Charlie Hough and Bryan Harvey, six-hitter)
LOSS:	4/6/93, 4-2 vs. LAD
LOSS (Road):	4/12/93, 4-3 at SF (11 innings)
LOSS (Shutout):	4/18/93 at HOU (3-0 on Pete Harnisch & Doug Jones four-hitter)
LOSS (1-0):	5/10/93 at NYM (Bret Saberhagen, three-hitter)
SERIES WIN:	April 23-25, 1993 at COL (two games to one)
SERIES WIN (Home):	May 21-23, 1993 vs. CHC (two games to one)
SERIES SWEEP:	April 28-29, 1993 at ATL (two games)
SERIES SWEEP (Home):	June 10-13, 1993 vs. PIT (four games)
ROAD TRIP (Over .500):	April 23-29, 1993 (5-2... 2-1 at COL, 1-1 at CIN, 2-0 at ATL)
COMPLETE GAME (Opponent):	Armando Reynoso, 4/30/93 vs. COL (6-2 loss)
NO-HITTER (Opponent):	Ramon Martinez, 7/14/95 at LAD (7-0 loss)
GAME IN VESTS:	4/11/93 vs. SD (lost 6-2)
GAME IN BLACK HATS:	4/13/93 at SF (lost 3-1)
GAME IN BLACK PINSTRIPES:	3/31/03 vs. PHI (lost 5-8)
GAME IN BLACK JERSEYS:	4/4/03 at ATL (lost 7-12)



FRONT OFFICE | FIELD STAFF | PLAYERS | 2016 SEASON HISTORY | CLUB HISTORY | PLAYERS DEVELOPMENT | 2017 PROSPECTS | CLUB INFORMATION

FIRST TIME IT HAPPENED-CLUB HISTORY

GAME IN ALTERNATE HOME JERSEYS:	4/3/03 vs. PHI (won 8-3)
EJECTION:	Doug Rader, 5/8/93 at NYM (3 rd inning by Steve Rippley)
EJECTION (Player):	Benito Santiago, 6/18/93 at PHI (5 th inning by Bruce Froemming)
EJECTION (Home):	Jim Lefebvre (CHC), 5/21/93 (6 th inning by Ed Rapuano)
TEAM LEAVES THE BENCH:	5/17/93 vs. PHI (after Alex Arias ejected by Dave West)
RAIN DELAY (Home):	5/19/93 vs. PHI (start delayed by seven minutes)
RAINOUT (Home):	5/31/93 vs. SF
RAIN SHORTENED GAME:	9/14/93 vs. PIT (1-0 loss in six innings)
DOUBLEHEADER:	6/1/93 vs. SF (split, won 7-3 and lost 4-3)
DOUBLEHEADER (Day-Night):	6/8/97 at COL (split, lost 7-2 and won 9-1)
DOUBLEHEADER (Day-Night at Home):	6/15/97 vs. NYY (split, lost 8-5 and won 6-5)
ERROR:	Junior Félix, 4/5/93 vs. LAD (2 nd inning, dropped fly)
BATTER:	Scott Pose, 4/5/93 vs. LAD (grounded to second and reached on Jody Reed error)
BATTER (Postseason):	Devon White, 9/30/97 vs. SF (popped out to second)
BASE RUNNER:	Scott Pose, 4/5/93 vs. LAD (reached on Jody Reed error in 1 st inning)
BASE RUNNER (Postseason):	Gary Sheffield, 9/30/97 vs. SF (walk)
HIT:	Bret Barberie, 4/5/93 vs. LAD (1 st inning single to center off Orel Hershiser)
HIT (Postseason):	Bobby Bonilla, 9/30/97 vs. SF (1 st inning single to left off Kirk Rueter)
RUN:	Benito Santiago, 4/5/93 vs. LAD (scored on 2 nd inning triple by Walt Weiss)
RUN (Postseason):	Charles Johnson, 9/30/97 vs. SF (7 th inning solo HR)
RBI:	Walt Weiss, 4/5/93 vs. LAD (2 nd inning two-run triple)
RBI (Postseason):	Charles Johnson, 9/30/97 vs. SF (7 th inning solo HR)
EXTRA BASE HIT:	Walt Weiss, 4/5/93 vs. LAD (2 nd inning triple to right)
EXTRA BASE HIT (Postseason):	Charles Johnson, 9/30/97 vs. SF (solo HR to left)
EXTRA BASE HIT (By Pitcher):	Chris Hammond, 5/19/93 vs. PHI (double off Luis DeLeon)
DOUBLE:	Orestes Destrade, 4/5/93 vs. LAD (3 rd inning to left field)
DOUBLE (Postseason):	Gary Sheffield, 9/30/97 vs. SF (8 th inning to left field)
DOUBLE (Ground Rule):	Dave Magadan, 4/21/93 vs. ATL (7 th inning off John Smoltz)
TRIPLE:	Walt Weiss, 4/5/93 vs. LAD (2 nd inning off Orel Hershiser)
TRIPLE (Postseason):	Devon White, 10/25/97 vs. CLE (WS Game 6, 9 th inning)
HOME RUN:	Benito Santiago, 4/12/93 at SF (6 th inning, two-run HR off Trevor Wilson with a 1-1 count)
HOME RUN (Postseason):	Charles Johnson, 9/30/97 vs. SF (7 th inning, solo HR)
HOME RUN (At Sun Life Stadium):	Benito Santiago, 4/20/93 vs. ATL (off Greg Maddux)
HOME RUN (By Pitcher):	Chris Hammond, 6/6/93 at SD, (4 th inning, off Doug Brocail)
HOME RUN (Inside-the-Park):	Bret Barberie, 6/13/94 at STL (8 th inning off Mike Perez)
HOME RUN (Leadoff):	Chuck Carr, 6/1/93 (G2) vs. SF (off Bud Black)
HOME RUN (Game-Ending):	Chuck Carr, 8/9/94 vs. STL (9 th inning off Vicente Palacios)
HOME RUN (First MLB AB):	Mitch Lyden, 6/16/93 at CHC (Bautista...38 th in NL, 67 th in MLB)
HOME RUN (Pinch-Hit):	Gary Sheffield, 7/20/94 at CIN (8 th inning off Jeff Brantley)
HOME RUN (Solo):	Junior Félix, 4/17/93 at HOU (4 th inning off Darryl Kile)
HOME RUN (Postseason Solo):	Charles Johnson, 9/30/97 vs. SF (7 th inning, off Kirk Rueter)
HOME RUN (Two-run):	Benito Santiago, 4/12/93 at SF (6 th inning off Trevor Wilson)
HOME RUN (Postseason 2-run):	Bobby Bonilla, 10/1/97 vs. SF (1 st inning, Shawn Estes)
HOME RUN (Three-run):	Junior Félix, 4/23/93 at COL (3 rd inning off Bruce Ruffin)
HOME RUN (Postseason 3-run):	Moises Alou, 10/18/97 vs. CLE (4 th inning, Hershiser)
GRAND SLAM:	Junior Félix, 4/25/93 at COL (4 th inning off Scott Aldred)
GRAND SLAM (Postseason):	Devon White, 10/3/97 at SF (6 th inning off Wilson Álvarez)
GRAND SLAM (at Sun Life Stadium):	Jeff Conine, 5/1/93 vs. COL (off David Nied)
GRAND SLAM (Pinch-Hit):	Bruce Aven, 5/7/99 at LAD (off Alan Mills)
TWO HOMERS IN GAME:	Greg Briley, 6/1/93 (G1) vs. SF (off Bill Swift & Dave Burba)
TWO HOMERS IN INNING:	Gary Sheffield, 7/13/97 vs. PHI (Mark Leiter & Reggie Harris, 38 th time in MLB)
SACRIFICE:	Chris Hammond, 4/7/93 vs. LAD, 5 th inning (Walt Weiss to 2B)
SACRIFICE FLY:	Walt Weiss, 4/17/93 at HOU (2 nd inning off Darryl Kile, scores Alex Arias)
STOLEN BASE:	Jeff Conine, 4/5/93 vs. LAD, 8 th inning (third base)
CAUGHT STEALING:	Scott Pose, 4/5/93 vs. LAD, 6 th inning (second base by Mike Piazza)
DOUBLE STEAL:	Benito Santiago & Jeff Conine, 4/29/93 at ATL (4 th inning off Pete Smith)
PINCH-HITTER:	Alex Arias, 4/5/93 vs. LAD (6 th inning FC battling for Charlie Hough)
PINCH-HITTER (Pitcher):	Chris Hammond, 8/26/93 vs. HOU (struck out)
PINCH-HIT:	Rick Renteria, 4/14/93 at SF (RBI-single in 6 th inning off Dave Righetti)
PINCH-HIT DOUBLE:	Greg Briley, 5/11/93 at MON (7 th inning off Ken Hill, RBI)
OUT:	Junior Félix, 4/5/93 vs. LAD (1 st inning strikeout)
STRIKEOUT:	Junior Félix, 4/5/93 vs. LAD (1 st inning, Orel Hershiser)
BASE ON BALLS:	Walt Weiss, 4/5/93 vs. LAD (3 rd inning, Orel Hershiser)
INTENTIONAL WALK:	Walt Weiss, 4/9/93 vs. SD (6 th inning, Frank Seminara)
HIT BY PITCH:	Junior Félix, 4/21/93 vs. ATL (7 th inning, John Smoltz)
HIT INTO DOUBLE PLAY:	Bret Barberie, 4/5/93 vs. LAD (2 nd inning, lined out 7-3)
DOUBLE PLAY (GIDP):	Orestes Destrade, 4/5/93 vs. LAD (7 th inning, 4-6-3)
HIT INTO TRIPLE PLAY:	Chuck Carr, 9/29/93 vs. MON
REACHING VIA CATCHER INTERFERENCE:	Benito Santiago, 6/5/93 at SD (Kevin Higginis)



FIRST TIME IT HAPPENED-CLUB HISTORY

RUNNER HIT BY BATTED BALL:	Gary Sheffield, 7/7/93 vs. PHI (hit by Rick Rentería)
SQUEEZE BUNT:	Rick Rentería, 5/26/93 at PIT (9 th inning game-winner)
SQUEEZE BUNT BY PITCHER:	Chris Hammond, 9/19/93 at CHC
MULTI-HOMER INNING:	4/20/93 vs. ATL (Santiago and Arias off Greg Maddux, 9 th inning)
BATTING AROUND:	4/17/93 at HOU (vs. Brian Williams & Eric Bell, seven runs)
PITCH:	Charlie Hough, 4/5/93 vs. LAD (called strike at 2:11 pm - Jose Offerman)
PITCH (Postseason):	Kevin Brown, 9/30/97 vs. SF (called strike 4:08 pm - Darryl Hamilton)
PITCH (World Series):	Liván Hernández, 10/18/97 vs. CLE (called strike 8:10 pm - Bip Roberts)
WIN:	Charlie Hough, 4/5/93 vs. LAD (6-3 final - 6.0,6.3,3.2,4)
SAVE:	Bryan Harvey, 4/5/93 vs. LAD (1.0,1.0,0.0,1)
BLOWN SAVE:	Bryan Harvey, 4/9/93 vs. SD (1.0,3.2,2.0,1)
STRIKEOUT:	Charlie Hough, 4/5/93 vs. LAD (Jose Offerman in 1 st inning, three pitches)
STRIKE OUT THE SIDE:	Jack Armstrong, 4/11/93 vs. SD (Gwynn, Garner, Sheffield in 5 th inning)
WALK:	Charlie Hough, 4/5/93 vs. LAD (Enc Karros in 2 nd inning)

LAST TIME IT HAPPENED-CLUB HISTORY

INSIDE-THE-PARK HR BY MIA:	J.T. Realmuto (9/8/15 vs. MIL)
INSIDE-THE-PARK HR BY OPP:	Austin Kearns, 5/12/07 at WAS
TRIPLE PLAY TURNED BY MIA:	Mike Lowell to D. Lee, 7/28/02 at MON (vs. Vladimir Guerrero)
TRIPLE PLAY HIT INTO BY MIA:	Eric Owens, 8/1/02 vs. STL
MIA PLAYER HIT FOR CYCLE:	No Marlins Player Has Hit for the Cycle
OPPONENT HIT FOR CYCLE:	Todd Helton, 6/19/99 at COL
GRAND SLAM BY MIA:	Justin Bour, 6/24/16 vs. CHC
GRAND SLAM BY OPP:	Tucker Barnhart, 8/16/16 at CIN
GRAND SLAM BY MIA PITCHER:	Dontrelle Willis, 7/7/06 at NYM
PINCH-HIT HR BY MIA:	Derek Dietrich, 9/21/16 vs. WSH
PINCH-HIT HR BY OPP:	Asdrubal Cabrera, 9/1/16 at NYM
BACK-TO-BACK HR BY MIA:	Martín Prado & Christian Yelich, 8/8/16 vs. SF
BACK-TO-BACK HR BY OPP:	Mark Reynolds & Nick Hundley, 6/20/16 vs. COL
MIA BACK-TO-BACK-TO-BACK HR:	D. Lee, C. Floyd, K. Orie, 8/26/98 at STL
OPP BACK-TO-BACK-TO-BACK HR:	C. Jones, Teixeira, McCann, 4/17/08 vs. ATL
HR BY MIA PITCHER:	José Fernández, 7/2/15 vs. SF
HR BY OPP PITCHER:	Yovani Gallardo, 6/2/10 vs. MIL
MIA STEAL OF HOME:	Jose Reyes, 5/16/12 at ATL
TWO STEALS IN AN INNING BY MIA:	Dee Gordon, 9/14/16 at ATL (1st inning)
NO-HITTER BY MIA PITCHER:	Henderson Álvarez, 9/29/13 vs. DET
NO-HITTER BY OPP PITCHER:	Jordan Zimmermann, 9/28/14 at WSH
ONE-HITTER BY MIA PITCHER:	Anibal Sánchez, 9/10/11 at PIT
ONE-HITTER BY OPP PITCHER:	Matt Garza, 6/26/08 vs. TB
ONE-HITTER (COMBINED) BY MIA:	Fernández, Dunn, Cishek, 5/4/13 at PHI
ONE-HITTER (COMBINED) BY OPP:	Moore, Badenhop, Gomes, 6/15/12 at TB
TWO-HITTER BY MIA PITCHER:	Henderson Álvarez, 4/19/14 vs. SEA
TWO-HITTER BY OPP:	Cliff Lee, 6/16/11 at PHI
TWO-HITTER (COMBINED) BY MIA:	Conley, Wittgren, Barraclough, Phelps, McGowan, 6/17/16 vs. COL
TWO-HITTER (COMBINED) BY OPP:	Hill, Blanton, Dayton, Jansen, 9/10/16 vs. LAD
TWO HOME RUN GAME BY MIA:	Giancarlo Stanton, 7/6/16 at NYM
TWO HOME RUN GAME BY OPP:	Matt Kemp, 9/22/16 vs. ATL
THREE HOME RUN GAME BY MIA:	Cody Ross, 9/11/06 vs. NYM
THREE HOME RUN GAME BY OPP:	Bryce Harper, 5/6/15 at WSH
FOUR STOLEN BASES IN AN INNING:	4/18/03 at NYM (4th inning)
CONSECUTIVE MULTI-HR GAMES:	Giancarlo Stanton, 7/5/16-7/6/16
MULTI-RBI GAME BY MIA PITCHER:	Tom Koehler, 8/14/16 vs. CWS (2 RBI)
FOUR-RBI GAME BY MIA PITCHER:	Dontrelle Willis, 7/7/06 at NYM
MULTI-HIT GAME BY MIA PITCHER:	José Fernández (2x2), 8/24/16 vs. KC
THREE-HIT GAME BY MIA PITCHER:	Henderson Álvarez (3x4), 7/6/14 at STL
MULTI-HIT INNING BY MIA:	Ichiro Suzuki, 6/13/16 at SD (3rd inning)
FIVE-HIT GAME BY MIA:	Christian Yelich, 10/3/15 at PHI
FOUR-STRIKEOUT INNING BY MIA PITCHER:	A.J. Burnett, 7/5/02 NYM (1st inning)
WALKOFF HOMER BY MIA:	Adeiny Hechavarria, 8/2/15 vs. SD
WALKOFF HOMER BY OPP:	Yoenis Céspedes, 8/29/16 at NYM
LEADOFF HOMER BY MIA:	Dee Gordon, 9/26/16 vs. NYM
BATTED AROUND BY MIA:	9/12/16 at ATL (4th inning)
STOLEN BASE BY MIA PITCHER:	None
STOLEN BASE BY OPP PITCHER:	Jae Seo, 7/9/04 vs. NYM



LAST TIME IT HAPPENED-CLUB HISTORY

PINCH HIT BY MIA PITCHER:	Jose Fernandez, 7/1/16 at ATL
MIA POSITION PLAYER TO PITCH:	Ichiro Suzuki, 10/4/15 at PHI (1.0 IP, 2 H, R, ER)
MARLIN TO HOMER IN FIRST ML AT-BAT:	Jeremy Hermida, 8/31/05 vs. STL
GAME-ENDING WALK BY MIA:	Mike Cameron, 9/4/11 vs. PHI
GAME-ENDING WALK BY OPP:	Jay Payton, 5/24/02 at NYM (10th inning)
FOUR WALKS IN A GAME BY MIA:	Dan Uggla, 8/4/09 at WAS

FIRST TIME IT HAPPENED-MARLINS PARK

INSIDE-THE-PARK HR BY MIA:	J.T. Realmuto (9/8/15 vs. MIL)
MLB GAME:	Wednesday, April 4, 2012 vs. STL (L, 1-4)
PITCH:	Josh Johnson (MIA) at 7:15 PM EST
MLB EXHIBITION:	Sunday, April 1, 2012 vs. NYY (L, 8-10)
MARLINS EXHIBITION (Overall):	Tuesday, March 6, 2012 vs. University of Miami (W, 7-6)
EXHIBITION GAME (Overall):	Monday, March 5, 2012; Columbus HS vs. Belen Jesuit HS (Columbus, 6-4)
EXTRA-INNING GAME:	4/13/12 vs. HOU (W, 5-4 in 11 innings)
SHUTOUT:	4/27/12 vs. ARI (L, 0-5)
1-0 GAME:	5/18/13 vs. ARI (L, 0-1)
DOUBLEHEADER:	---
SERIES WIN:	STL (1-0 on April 4, 2012)
SERIES SWEEP:	4/4/12 by STL (1-0)
COMPLETE GAME:	Joe Saunders (ARI), 4/27/12 vs. ARI
NO-HITTER:	Henderson Álvarez (MIA), 9/29/13 vs. DET
EJECTION (Manager/Coach):	Ozzie Guillen (MIA), 6/26/12 vs. STL
BY OPPONENT:	---
EJECTION (Player):	Frank Francisco (NYM), 5/13/12
ERROR:	Carlos Lee (HOU), 4/13/12 (throwing)
BATTER:	Rafael Furcal (STL), 4/4/12
OUT:	Rafael Furcal (STL), 4/4/12 (1st inning ground out)
PITCHING CHANGE:	Mike Dunn (MIA) for Josh Johnson, 4/4/12 vs. STL (7th inning)
BY OPPONENT:	Fernando Salas (STL) for Kyle Lohse, 4/4/12 (8th inning)
BASE RUNNER:	Carlos Beltran (STL), 4/4/12 (single in 1st inning)
HIT:	Single by Carlos Beltran (STL), 4/4/12 (1st inning)
RUN SCORED:	Carlos Beltran (STL), 4/4/12 (1st inning)
RBI:	David Freese (STL), 4/4/12 (two-run single)
SINGLE:	Carlos Beltran (STL), 4/4/12 (1st inning)
EXTRA-BASE HIT:	Lance Berkman (STL), 4/4/12 (1st Inning)
EXTRA-BASE HIT (By Pitcher):	Anibal Sánchez (MIA), 4/15/12 vs. HOU (triple)
BY OPPOSING PITCHER:	Jordan Zimmermann (WSH), 5/28/12 (solo home run, 3rd inning)
DOUBLE:	Lance Berkman (STL), 4/4/12 (1st Inning)
TRIPLE:	Anibal Sánchez (MIA), 4/15/12 vs. HOU (5th inning)
BY OPPONENT:	Darwin Barney (CHC), 4/19/12 (2nd inning)
HOME RUN:	J.D. Martinez (HOU), 4/13/12 (two-run HR, 8th Inning, off Edward Mujica)
HOME RUN (By Pitcher):	Jordan Zimmermann (WSH), 5/28/12 (solo, 3rd Inning, off Carlos Zambrano)
HOME RUN (Inside-the-Park):	Dee Gordon (MIA), 6/30/15 (three-run HR, 2nd Inning, off Ryan Vogelsong)
HOME RUN (Leadoff):	Juan Pierre (MIA), 5/16/13 vs. ARI
HOME RUN (First MLB AB):	---
HOME RUN (Pinch-Hit):	Donnie Murphy (MIA), 4/30/12 vs. ARI (two-run, 5th Inning, off Patrick Corbin)
BY OPPONENT:	---
HOME RUN (Solo):	Omar Infante (MIA), 4/15/12 vs. HOU (2nd Inning, off J.A. Happ)
HOME RUN (Two-run):	J.D. Martinez (HOU), 4/13/12 (8th Inning, off Edward Mujica)
HOME RUN (Three-run):	Hanley Ramirez (MIA), 4/17/12 vs. CHC (8th Inning, off Rafael Dolis)
GRAND SLAM:	Giancarlo Stanton (MIA), 5/13/12 vs. NYM (9th Inning, off Manny Acosta)
GRAND SLAM (Pinch-Hit):	---
TEAM MULTI-HOMER GAME:	MIA (two), 4/15/12 vs. HOU (Omar Infante & Hanley Ramirez)
BY OPPONENT:	ARI (two), 4/30/12 (Cody Ransom & Justin Upton)
TEAM MULTI-HOMER INNING:	ATL (two), 6/7/12 (9th Inning; Jason Heyward & Michael Bourn)
INDIVIDUAL MULTI-HOMER GAME:	Dan Uggla (ATL), 6/5/12 (two, 4th & 9th Innings)
INDIVIDUAL MULTI-HOMER INNING:	---
DOUBLE PLAY:	4/4/12 vs. STL (3rd Inning; line-out 5-3 by Yadier Molina, David Freese doubled off 1B)
BY OPPONENT:	4/4/12 vs. STL (4th Inning; 5-4-3 by Hanley Ramirez, Emilio Bonifacio out at 2B)
SACRIFICE:	Kyle Lohse (STL), 4/4/12 (2nd Inning, bunt)
STOLEN BASE:	Rafael Furcal (STL), 4/4/12 (5th Inning, second base)
CAUGHT STEALING:	Jon Jay (STL), 4/4/12 (4th Inning, at second base by John Buck-Jose Reyes)
PINCH HITTER:	Chris Coghlan (MIA), 4/4/12 vs. STL (6th Inning, 4-3 ground out for Josh Johnson)
BY OPPONENT:	Justin Maxwell (HOU), 4/13/12 (5th Inning, struck out swinging for Lucas Harrell)
PINCH HITTER (Pitcher):	Joe Kelly (STL), 6/25/12 (10th Inning, infield single for Victor Marte)

FIRST TIME IT HAPPENED-MARLINS PARK

PINCH-HIT:	Logan Morrison (MIA), 4/13/12 vs. HOU (6th inning, single for Mike Dunn)
BY OPPONENT:	Travis Buck (HOU), 4/14/12 (9th inning, single for Rhiner Cruz)
STRIKEOUT (BATTER AND PITCHER):	Josh Johnson (MIA), 4/4/12 vs. STL (3rd inning, by Kyle Lohse)
BY OPPONENT:	Daniel Descalso (STL), 4/4/12 (4th inning, by Josh Johnson)
BASE ON BALLS (BATTER AND PITCHER, UNINTENTIONAL):	Daniel Descalso (STL) to Josh Johnson, 4/4/12 (2nd inning)
BY OPPONENT:	Lucas Harrell (HOU) to Jose Reyes, 4/13/12 (2nd inning)
INTENTIONAL WALK (BATTER AND PITCHER):	Lance Berkman (STL) by Josh Johnson, 4/4/12 (5th inning)
BY OPPONENT:	David Carpenter (HOU) to Jose Reyes, 4/15/12 (11th inning)
HIT BY PITCH (BATTER AND PITCHER):	Emilio Bonifacio by Kyle Lohse (STL), 4/4/12 (4th inning)
BY OPPONENT:	Brian Bogusevic (HOU) by Anibal Sánchez, 4/15/12 (6th inning)
WINNING PITCHER:	Kyle Lohse (STL), 4/4/12
SAVE:	Jason Motte (STL), 4/4/12
BLOWN SAVE:	Edward Mujica, 4/13/12 vs. HOU
BY OPPONENT:	Wilton Lopez (HOU), 4/15/12
STRIKE OUT THE SIDE:	Mike Dunn, 4/15/12 vs. HOU (8th inning)
BY OPPONENT:	David Hernández (ARI), 4/28/12 (8th Inning)
RUN (Unearned):	Emilio Bonifacio, 4/14/12 vs. HOU (3rd inning)
BY OPPONENT:	Jordan Schafer (HOU), 4/14/12 (9th inning)
WILD PITCH:	Lucas Harrell (HOU), 4/13/12 (2nd Inning)
BALK:	Steve Cishek, 6/23/12 vs. TOR
BY OPPONENT:	Brandon McCarthy, 5/18/13 vs. ARI
POSITION PLAYER TO PITCH:	

ATTENDANCE RECORDS

OVERALL YEAR-BY-YEAR ATTENDANCE

SUN LIFE STADIUM				
YEAR	ATTENDANCE	DATES	AVERAGE	LARGEST CROWD
1993	3,064,847	80	38,311	45,900 - Sunday, October 3 vs. NYM
1994	1,937,467	59	32,838	45,037 - Sunday, July 3 vs. ATL
1995	1,700,466	70	24,292	42,125 - Tuesday, April 25 vs. LA
1996	1,746,767	80	21,835	41,815 - Monday, April 1 vs. PIT
1997	2,364,387	80	29,555	44,176 - Sunday, September 21 vs. NYM
1998	1,750,395	79	22,157	45,170 - Tuesday, September 2 vs. STL
1999	1,369,421	78	17,557	42,110 - Saturday, June 12 vs. NYY
2000	1,218,326	80	15,229	35,392 - Saturday, August 26 vs. CIN
2001	1,261,220	80	15,765	44,313 - Friday, July 13 vs. NYY
2002	813,111	81	10,038	33,291 - Saturday, June 1 vs. NYM
2003	1,303,214	80	16,290	40,414 - Saturday, September 13 vs. ATL
2004	1,723,105	78	22,091	55,315 - Tuesday, April 6 vs. MON
2005	1,852,608	81	22,872	57,405 - Tuesday, April 5 vs. ATL
2006	1,164,134	81	14,372	38,014 - Saturday, July 1 vs. BOS
2007	1,370,511	81	16,920	42,817 - Saturday, August 18 vs. SF
2008	1,335,079	80	16,688	39,124 - Saturday, August 16 vs. CHC
2009	1,464,109	78	18,771	46,427 - Saturday, June 20 vs. NYY
2010	1,535,226	81	18,953	40,666 - Friday, April 9 vs. LAD
2011	1,520,562	77	19,747	41,237 - Friday, April 1 vs. NYM
TOTALS	30,494,955	1,484	20,549	57,405 - Tuesday, April 5, 2005 vs. ATL

MARLINS PARK				
YEAR	ATTENDANCE	DATES	AVERAGE	LARGEST CROWD
2012	2,219,444	81	27,401	36,711 - Wednesday, July 25 vs. ATL
2013	1,586,322	81	19,585	34,439 - Monday, April 8 vs. ATL
2014	1,732,283	81	21,386	37,116 - Monday, March 31 vs. COL
2015	1,752,235	81	21,633	36,969 - Monday, April 6 vs. ATL
2016	1,712,417	80	21,405	36,911 - Tuesday, April 5 vs. DET
TOTALS	9,002,701	404	22,284	37,116 - Monday, March 31, 2014 vs. COL

OVERALL TOTALS				
YEARS	ATTENDANCE	DATES	AVERAGE	LARGEST CROWD
1993-2016	39,497,656	1,888	20,920	57,405 - Tuesday, April 5, 2005 vs. ATL



ATTENDANCE RECORDS AS MIAMI MARLINS

SERIES RECORDS AT MARLINS PARK

TEAM	2-GAME SERIES	3-GAME SERIES	4-GAME SERIES
Arizona	---	52,436 (May 17-19, 2013)	131,398 (April 27-30, 2012)
Atlanta	42,603 (June 21-22, 2016)	91,346 (July 23-25, 2012)	77,983 (September 9-12, 2013)
Baltimore	---	65,167 (May 22-24, 2015)	---
Boston	57,992 (August 11-12, 2015)	---	---
Chicago (AL)	---	95,698 (June 11-13, 2012)	---
Chicago (NL)	---	73,435 (April 17-19, 2012)	106,451 (June 23-26, 2016)
Cincinnati	---	79,596 (September 14-16, 2012)	90,332 (July 31-August 3, 2014)
Cleveland	---	65,805 (August 2-4, 2013)	---
Colorado	---	71,382 (May 21-23, 2012)	84,266 (March 31-April 3, 2014)
Detroit	54,794 (April 5-6, 2016)	84,057 (September 27-29, 2013)	---
Houston	---	96,060 (April 13-15, 2012)	---
Kansas City	---	55,452 (August 23-25, 2016)	---
Los Angeles (AL)	---	---	---
Los Angeles (NL)	---	84,199 (August 10-12, 2012)	103,422 (August 19-22, 2013)
Milwaukee	---	66,705 (May 23-25, 2014)	86,789 (September 3-6, 2012)
Minnesota	29,899 (June 25-26, 2013)	---	---
New York (AL)	67,044 (June 15-16, 2015)	---	---
New York (NL)	---	89,536 (May 11-13, 2012)	89,174 (June 19-22, 2014)
Oakland	---	59,941 (June 27-29, 2014)	---
Philadelphia	---	91,284 (June 29-July 1, 2012)	---
Pittsburgh	49,908 (May 14-15, 2012)	66,202 (June 13-15, 2014)	71,525 (August 24-27, 2015)
St. Louis	---	81,210 (June 25-27, 2012)	---
San Diego	---	77,292 (July 27-29, 2012)	68,211 (June 28-July 1, 2013)
San Francisco	---	73,932 (August 16-18, 2013)	112,084 (May 24-27, 2012)
Seattle	---	65,619 (April 18-20, 2014)	---
Tampa Bay	39,870 (May 29-30, 2013)	91,702 (June 8-10, 2012)	---
Texas	36,949 (August 19-20, 2014)	---	---
Toronto	---	74,723 (June 22-24, 2012)	---
Washington	49,786 (August 28-29, 2012)	81,721 (May 28-30, 2012)	118,935 (July 13-16, 2012)

10 LARGEST REGULAR SEASON HOME CROWDS

NO.	ATT.	DATE	OPP.
1.	37,116	3/31/14	Colorado
2.	36,969	4/6/15	Atlanta
3.	36,911	4/5/16	Detroit
4.	36,711	7/25/12	Atlanta
5.	36,601	4/4/12	St. Louis
6.	35,188	4/5/14	San Diego
7.	34,918	4/29/12	Arizona
8.	34,439	4/8/13	Atlanta
9.	34,232	4/15/12	Houston
10.	33,961	6/15/15	New York-AL

10 LARGEST POSTSEASON HOME CROWDS

NO.	ATT.	DATE	GAME
1.	-	-	-
2.	-	-	-
3.	-	-	-
4.	-	-	-
5.	-	-	-
6.	-	-	-
7.	-	-	-
8.	-	-	-
9.	-	-	-
10.	-	-	-

MONTHLY HOME ATTENDANCE RECORDS

MONTH	ATT.	YEAR	DATES
April	337,494	2012	11
May	404,631	2012	15
June	472,650	2012	17
July	319,122	2012	11
August	331,852	2013	14
September	377,155	2012	15
October	81,670	2012	3

HOME GAMES PLAYED AT DIFFERENT LOCATIONS

DATE	OPP.	NOTE
-	-	-

SUSPENDED GAMES AT MARLINS PARK

DATE	OPP.	NOTE
-	-	-

ROOKIE OFFICE
FIELD TIME
PLAYTIME
2016 IN REVIEW
CLUB HISTORY
POSTSEASON HISTORY
PLAYERS DEVELOPMENT
GO! OPPORTUNITIES
ANNUAL INFORMATION



ATTENDANCE RECORDS

MISCELLANEOUS ATTENDANCE RECORDS AS MIAMI MARLINS

Largest Home.....	37,116, Monday, March 31, 2014 vs. COL
Smallest Home.....	10,637, Tuesday, May 31, 2016 vs. PIT
Largest Day.....	36,711, Wednesday, July 25, 2012 vs. ATL
Smallest Day.....	15,274, Thursday, September 12, 2013 vs. ATL
Largest Night.....	37,116, Monday, March 31, 2014 vs. COL
Smallest Night.....	13,110, Tuesday, June 11, 2013 vs. MIL
Largest Doubleheader.....	----
Smallest Doubleheader.....	----
Largest Sunday.....	34,918, Sunday, April 29, 2012 vs. ARI
Smallest Sunday.....	15,929, Sunday, June 30, 2013 vs. SD
Largest Monday.....	37,116, Monday, March 31, 2014 vs. COL
Smallest Monday.....	13,231, Monday, May 20, 2013 vs. PHI
Largest Tuesday.....	36,911, Tuesday, April 5, 2016 vs. DET
Smallest Tuesday.....	13,110, Tuesday, June 11, 2013 vs. MIL
Largest Wednesday.....	36,611, Wednesday, July 25, 2012 vs. ATL
Smallest Wednesday.....	13,468, Wednesday, June 12, 2013 vs. MIL
Largest Thursday.....	25,916, Thursday, August 1, 2013 vs. NYM
Smallest Thursday.....	15,274, Thursday, September 12, 2013 vs. ATL
Largest Friday.....	31,949, Friday, April 27, 2012 vs. ARI
Smallest Friday.....	13,444, Friday, May 17, 2013 vs. ARI
Largest Saturday.....	35,188, Saturday, April 5, 2014 vs. SD
Smallest Saturday.....	16,098, Saturday, June 15, 2013 vs. STL
Series, Four Dates (Home).....	131,398, April 27-30, 2012 vs. ARI
Series, Four Dates (Road).....	168,974, April 25-28, 2016 at LAD
Series, Three Dates (Home).....	96,060, April 13-15, 2012 vs. HOU
Series, Three Dates (Road).....	136,458, May 11-13, 2015 at LAD
Series, Two Dates (Home).....	67,044, June 15-16, 2015 vs. NYY
Series, Two Dates (Road).....	81,287, June 17-18, 2015 at NYY
Largest Road.....	50,247, Sunday, May 29, 2016 at ATL
Smallest Road.....	9,150, Tuesday, September 29, 2015 at TB
Season, Home.....	2,219,444 (2012)
Season, Road.....	2,478,929 (2012)
Season, Home & Road.....	4,698,373 (2012)



FRONT OFFICE
FIELD STAFF
PLAYERS
2016 IN REVIEW
CLUB HISTORY
POSTSEASON HISTORY
PLAYER DEVELOPMENT
2017 OPPONENTS
GENERAL INFORMATION

HISTORY OF SUN LIFE STADIUM

Sun Life Stadium, originally known as Joe Robbie Stadium and now known as Hard Rock Stadium, was the first of its kind to be constructed entirely with private funds. The late Joe Robbie led the financing campaign to build "Joe Robbie Stadium" (JRS) for the Miami Dolphins of the National Football League (NFL). JRS revolutionized the economics of professional sports when it opened in 1987. Inclusion of a Club Level, along with Executive Suites, helped to finance the construction of the stadium. Season ticket holders committed to long-term agreements and in return they received first-class amenities in a state-of-the-art facility which is still used as a model for new facilities across the country.

Constructed in 1987 by the late Joe Robbie, the stadium is a multi-purpose facility with more than 1.5 million square feet, over 24,000 parking spaces, 75,000 seats and a playing field that meets standards for the NFL and World Cup Soccer.

Sun Life Stadium is equipped with a Prescription Athletic Turf (PAT) system which provides draining for its natural grass. It has an advanced mechanical drainage system that provides a firm, dry playing surface within a half-hour after as much as a three-inch per hour rainfall. Over the years, the Stadium's ground crews have been celebrated for providing one of the best playing surfaces in football.

On March 7, 1990, H. Wayne Huizenga, then Chairman of the Board and Chief Executive Officer of Blockbuster Video and Huizenga Holdings Inc., agreed to purchase 50 percent of Joe Robbie Stadium and became the point man in the drive to bring Major League Baseball to South Florida. That effort was rewarded in July of 1991, when South Florida was awarded a National League expansion franchise. To accommodate MLB baseball and the Florida Marlins, the stadium was retrofitted in 1992 to include retractable seating, a baseball press box, baseball dugouts, new lights and a hydraulic disappearing pitcher's mound.

On January 24, 1994, Mr. Huizenga acquired the remaining 50 percent of the stadium to give him complete ownership. Since 1991, more than \$250 million have been spent to upgrade and renovate the stadium. The improvement and revitalization of the building has allowed the stadium to remain one of the finest sports and entertainment facilities in the United States.

In February 2008, Mr. Huizenga sold 50 percent of the Miami Dolphins, stadium and surrounding developable land to Stephen M. Ross of New York and Palm Beach. Mr. Ross, Chairman of the Related Companies, an international real estate development company, became an active partner. In January 2009, Mr. Ross closed on the purchase of an additional 45 percent of the team and stadium. Coupled with his earlier purchase of 50 percent of the franchise, the stadium, and the excess developable land, Mr. Ross now owns 95 percent of the Dolphins and the stadium while Mr. Huizenga has a five percent share of both and remains a 50 percent partner in that land.

Over its glorious history, the stadium has hosted many marquee events, including five Super Bowls, two World Series, four college football National Championships, an NFL Pro Bowl and World Cup friendly matches. It has also hosted a variety of other internationally acclaimed entertainment events, including concerts by U2, The Rolling Stones, Pink Floyd, Elton John, Billy Joel, Chicago, Genesis, Gloria Estefan, Guns N' Roses, The Who, Hall & Oates, Rod Stewart, Paul McCartney, The Three Tenors, The Police and Madonna.

LONGEST HOME RUNS AT SUN LIFE STADIUM

LONGEST HOME RUNS AT SUN LIFE STADIUM

DIST.	PLAYER	DATE	OPPONENT	PITCHER
529'	Andres Galaraga	5/31/97	COL	Kevin Brown
500'	Mark McGwire	8/22/97	STL	Tony Saunders
498'	Mark McGwire	9/2/98	STL	Brian Edmondson
484'	Sammy Sosa	7/20/03	CHC	Armando Almanza
482'	Derek Lee	6/25/00	CHC	Ruben Quevedo
482'	Pete Incaviglia	5/1/96	PHI	Al Leiter
479'	Charles Johnson	9/30/97	SF	Kirk Rueter
477'	Mike Piazza	6/6/94	LAD	Mark Gardner
475'	Greg Colbrunn	5/14/96	STL	Donovan Osborne
472'	Mark McGwire	9/1/98	STL	Don Palfi
471'	Miguel Cabrera	7/15/07	WSH	Jason Simontacchi

LONGEST MARLINS HOME RUNS AT SUN LIFE STADIUM

DIST.	PLAYER	DATE	OPPONENT	PITCHER
482'	Derek Lee	6/25/00	CHC	Ruben Quevedo
479'	Charles Johnson	9/30/97	SF	Kirk Rueter
475'	Greg Colbrunn	5/14/96	STL	Donovan Osborne
471'	Miguel Cabrera	7/15/07	WSH	Jason Simontacchi
467'	Miguel Cabrera	4/22/07	WSH	Jerome Williams
466'	Dan Uggla	4/22/07	WSH	Jerome Williams
464'	Preston Wilson	9/6/99	LAD	Ismael Valdez
462'	Bobby Bonilla	10/27/97	CLE	Jaret Wright
459'	Preston Wilson	7/9/00	TB	Esteban Yan
458'	Preston Wilson	8/27/02	NYM	John Thomson
458'	Greg Colbrunn	10/1/95	PHI	Tyler Green



FIRST TIME IT HAPPENED-SUN LIFE STADIUM

GAME:	4/5/93, 6-3 win vs. LAD
GAME (Spring Training):	4/5/93, 12-8 win vs. HOU (Cocoa Expo Sports Complex)
GAME (Postseason):	9/30/97, 2-1 win vs. SF (Edgar Renteria RBI-single in bottom of 9 th)
GAME (NLCS):	10/10/97, 5-2 win vs. ATL
GAME (World Series):	10/18/97, 7-4 win vs. CLE
GAME (Extra Inning):	5/1/93 vs. COL (7-6 win, 12 innings)
WIN:	4/5/93, 6-3 vs. LAD
WIN (Extra Inning):	5/1/93 vs. COL (7-6, 12 innings)
WIN (Last At-Bat):	5/1/93 vs. COL (7-6 win, 12 innings, walk-off single by Edgar Renteria)
WIN (Come from Behind in Ninth):	6/8/94 vs. LAD (trailed 4-2, won 5-4)
WIN (1-0):	5/10/94 vs. PIT (Chris Hammond and Jeremy Hernández, two-hitter)
LOSS:	4/6/93, 4-2 vs. LAD
LOSS (Shutout):	5/18/93 vs. PHI (6-0 on Tommy Greene complete game four-hitter)
LOSS (1-0):	9/14/93 vs. PIT (six-inning game, contest shortened due to rain)
SERIES WIN (Home):	May 21-23, 1993 vs. CHC (two games to one)
SERIES SWEEP (Home):	June 10-13, 1993 vs. PIT (four games)
COMPLETE GAME (Opponent):	Armando Reynoso, 4/30/93 vs. COL (6-2 loss)
NO-HITTER (Opponent):	Roy Halladay, 5/29/10 vs. PHI (1-0 loss, perfect game)
EJECTION:	Jim Lefebvre (CHC), 5/21/93 (6 th Inning by Ed Rapuano)
EJECTION (Player):	5/17/93 vs. PHI (Alex Arias ejected by Dave West)
RAIN DELAY (Home):	5/19/93 vs. PHI (start delayed by seven minutes)
RAINFOUT (Home):	5/31/93 vs. SF
RAIN SHORTENED GAME:	9/14/93 vs. PIT (1-0 loss in six innings)
DOUBLEHEADER:	6/1/93 vs. SF (split, won 7-3 and lost 4-3)
ERROR:	Junior Félix, 4/5/93 vs. LAD (2 nd inning, dropped fly)
BATTER:	Scott Pose, 4/5/93 vs. LAD (grounded to second and reached on Jody Reed error)
BATTER (Postseason):	Devon White, 9/30/97 vs. SF (popped out to second)
BASE RUNNER:	Scott Pose, 4/5/93 vs. LAD (reached on Jody Reed error in 1 st inning)
BASE RUNNER (Postseason):	Gary Sheffield, 9/30/97 vs. SF (walk)
HIT:	Bret Barberie, 4/5/93 vs. LAD (1 st inning single to center off Orel Hershiser)
HIT (Postseason):	Bobby Bonilla, 9/30/97 vs. SF (1 st inning single to left off Kirk Rueter)
RUN:	Benito Santiago, 4/5/93 vs. LAD (scored on 2 nd inning triple by Walt Weiss)
RUN (Postseason):	Charles Johnson, 9/30/97 vs. SF (7 th inning solo HR)
RBI:	Walt Weiss, 4/5/93 vs. LAD (2 nd inning two-run triple)
RBI (Postseason):	Charles Johnson, 9/30/97 vs. SF (7 th inning solo HR)
EXTRA BASE HIT:	Walt Weiss, 4/5/93 vs. LAD (2 nd inning triple to right)
EXTRA BASE HIT (Postseason):	Charles Johnson, 9/30/97 vs. SF (solo HR to left)
EXTRA BASE HIT (By Pitcher):	Chris Hammond, 5/19/93 vs. PHI (double off Luis DeLeon)
DOUBLE:	Orestes Destrada, 4/5/93 vs. LAD (3 rd inning to left field)
DOUBLE (Postseason):	Gary Sheffield, 9/30/97 vs. SF (8 th inning to left field)
TRIPLE:	Walt Weiss, 4/5/93 vs. LAD (2 nd inning off Orel Hershiser)
TRIPLE (Postseason):	Devon White, 10/25/97 vs. CLE (WS Game 6, 9 th inning)
HOME RUN:	Benito Santiago, 4/20/93 vs. ATL (off Greg Maddux)
HOME RUN (Postseason):	Charles Johnson, 9/30/97 vs. SF (7 th inning, solo HR)
HOME RUN (By Pitcher):	Chris Hammond, 5/29/95 vs. HOU, 2 nd Inning, grand slam off Shane Reynolds
HOME RUN (Inside-the-Park):	Alex Arias, 6/2/95 vs. CHC (off Jaime Navarro)
HOME RUN (Leadoff):	Chuck Carr, 6/1/93 (G2) vs. SF (off Bud Black)
HOME RUN (Game-Ending):	Chuck Carr, 8/9/94 vs. STL (9 th inning off Vicente Palacios)
HOME RUN (First MLB AB):	Jeremy Hermida, 8/31/05 vs. STL (pinch-hit grand slam)
HOME RUN (Pinch-Hit):	Andre Dawson, 5/1/96 vs. PHI (9 th inning off Ricky Bottalico)
HOME RUN (Solo):	Alex Arias, 4/20/93 vs. ATL (9 th inning off Greg Maddux)
HOME RUN (Postseason Solo):	Charles Johnson, 9/30/97 vs. SF (off Kirk Rueter)
HOME RUN (Two-run):	Benito Santiago, 4/20/93 vs. ATL (9 th inning off Greg Maddux)
HOME RUN (Postseason 2-run):	Bobby Bonilla, 10/1/97 vs. SF (1 st inning, Shawn Estes)
HOME RUN (Three-run):	Orestes Destrada, 5/4/93 vs. COL (1 st inning off Tim Lincecum)
HOME RUN (Postseason 3-run):	Moses Alou, 10/18/97 vs. CLE (4 th inning, Orel Hershiser)
GRAND SLAM:	Jeff Conine, 5/1/93 vs. COL (5 th inning off David Nied)
GRAND SLAM (Postseason):	None
GRAND SLAM (Pinch-Hit):	Ryan McGuire, 5/31/01 vs. NYM (off Turk Wendell)
TWO HOMERS IN GAME:	Greg Biley, 6/1/93 (G1) vs. SF (off Swift & Burba)
TWO HOMERS IN INNING:	Gary Sheffield, 7/13/97 vs. PHI (Leter & Harris, 38 th time in MLB)
SACRIFICE:	Chris Hammond, 4/7/93 vs. LAD, 5 th Inning (Walt Weiss to 2B)
STOLEN BASE:	Jeff Conine, 4/5/93 vs. LAD, 8 th Inning (third base)
CAUGHT STEALING:	Scott Pose, 4/5/93 vs. LAD, 6 th Inning (second base-by Mike Piazza)
PINCH-HITTER:	Alex Arias, 4/5/93 vs. LAD (6 th Inning FC batting for Charlie Hough)
PINCH-HITTER (Pitcher):	Chris Hammond, 8/26/93 vs. HOU (struck out)
PINCH-HIT:	Greg Biley, 5/4/93 vs. CIN (single in 9 th Inning off Jeff Reardon)
OUT:	Junior Félix, 4/5/93 vs. LAD (1 st Inning strikeout)



FIRST TIME IT HAPPENED-SUN LIFE STADIUM

STRIKEOUT:	Junior Félix, 4/5/93 vs. LAD (1 st Inning, Orel Hershiser)
BASE ON BALLS:	Walt Weiss, 4/5/93 vs. LAD (3 rd Inning, Orel Hershiser)
INTENTIONAL WALK:	Walt Weiss, 4/9/93 vs. SD (6 th Inning, Frank Seminara)
HIT BY PITCH:	Junior Félix, 4/21/93 vs. ATL (7 th Inning, John Smoltz)
MULTI-HOMER INNING:	4/20/93 vs. ATL (Santiago and Arias off Greg Maddux, 9 th Inning)
PITCH:	Charlie Hough, 4/5/93 vs. LAD (called strike at 2:11 pm - Jose Offerman)
PITCH (Postseason):	Kevin Brown, 9/30/97 vs. SF (called strike 4:08 pm - Darryl Hamilton)
PITCH (World Series):	Liván Hernández, 10/18/97 vs. CLE (called strike 8:10 pm - Bip Roberts)
WIN:	Charlie Hough, 4/5/93 vs. LAD (6-3 final - 6.0,6.3,3.2,4)
SAVE:	Bryan Harvey, 4/5/93 vs. LAD (1.0,1.0,0.0,1)
BLOWN SAVE:	Bryan Harvey, 4/9/93 vs. SD (1.0,3.2,2.0,1)
STRIKEOUT:	Charlie Hough, 4/5/93 vs. LAD (Jose Offerman in 1 st Inning, three pitches)
STRIKE OUT THE SIDE:	Jack Armstrong, 4/11/93 vs. SD (Gwynn, Garner, Sheffield in 5 th)
WALK:	Charlie Hough, 4/5/93 vs. LAD (Eric Karros in 2 nd Inning)
HIT:	Charlie Hough, 4/5/93 vs. LAD (Eric Davis double to left in 2 nd Inning)
SINGLE:	Charlie Hough, 4/5/93 vs. LAD (Jody Reed in 5 th , RBI)
DOUBLE:	Charlie Hough, 4/5/93 vs. LAD (Eric Davis leading off 2 nd Inning)
TRIPLE:	Charlie Hough, 5/17/93 vs. PHI (Dave Hollins, RBI triple to center)
HOME RUN:	Charlie Hough, 4/5/93 vs. LAD (Tim Lincecum, 431 ft. solo in 6 th with 2-2 count)
HOME RUN (to Opposing Pitcher):	Charlie Hough, 7/1/93 vs. NYM (Dwight Gooden)
RUN:	Charlie Hough, 4/5/93 vs. LAD (Eric Karros driven in by Jody Reed 5 th Inning single)
RUN (Unearned):	Charlie Hough, 4/21/93 vs. ATL
WILD PITCH:	Richie Lewis, 4/7/93 vs. LAD (7 th Inning)
BALK:	Richie Lewis, 4/6/93 vs. LAD (7 th Inning)
HIT BATTER:	Jack Armstrong, 4/22/93 vs. ATL (Jeff Blauser, 3 rd Inning)
COMPLETE GAME:	9/2/93, Pat Rapp vs. SD (won, 8-2, allowed seven hits in 9.0 Innings)
SHUTOUT (Home):	Chris Hammond, 5/5/94 vs. PHI (5-0 seven-hitter)
NO-HITTER:	Al Leiter, 5/11/96 vs. COL (11-0 win)
POSITION PLAYER TO PITCH:	John Cangelosi, 7/21/97 vs. SD (1.0,0.0,0.0,1 in 10-2 loss)

* Pitching as Juan Carlos Oviedo since 2012

LAST TIME IT HAPPENED-SUN LIFE STADIUM

GAME:	9/28/11, 3-1 loss vs. WSH
GAME (Postseason):	10/23/03, 6-4 win vs. NYY
GAME (NLCS):	10/12/03, 4-0 win vs. CHC
GAME (World Series):	10/23/03, 6-4 win vs. NYY
GAME (Extra Inning):	9/6/11 vs. NYM; 12 Innings
WIN:	9/27/11, 3-2 vs. WSH
WIN (Extra Inning):	7/6/11 vs. PHI, (7-6, 10 Innings)
WIN (Last At-Bat):	9/27/11, 3-2 vs. WSH
WIN (Come from Behind in Ninth):	9/19/11 vs. ATL
WIN (1-0):	8/31/10 vs. WSH
LOSS:	9/28/11, 3-1 vs. WSH
LOSS (Shutout):	9/7/11 vs. NYM; 1-0
LOSS (1-0):	9/7/11 vs. NYM
SERIES WIN (Home):	September 19-21, 2011 vs. ATL (two games to one)
SERIES SWEEP (Home):	July 7-10, 2011 vs. HOU (four games)
COMPLETE GAME (Opponent):	James Shields, 5/22/11 vs. TB (4-0 loss)
NO-HITTER (Opponent):	Roy Halladay, 5/29/10 vs. PHI (1-0 loss)
EJECTION:	Jack McKeon, 8/24/11 vs. CIN - Game 1 (3 rd Inning by Todd Tichenor)
EJECTION (Player):	John Buck, 7/4/11 vs. PHI (9 th Inning by Kerwin Danley)
RAIN DELAY (Home):	9/26/11 vs. WSH (start delayed by 57 minutes)
DOUBLEHEADER:	8/24/11 vs. CIN (split, won 6-5 and lost 3-2)
ERROR:	Greg Dobbs, 9/28/11 vs. WSH (3 rd Inning, fielding error)
BATTER:	Logan Morrison, 9/28/11 vs. WSH (called out on strikes)
BATTER (Postseason):	Juan Pierre, 10/23/03 vs. NYY
BASE RUNNER:	Bryan Petersen, 9/28/11 vs. WSH (singled in 7 th Inning)
BASE RUNNER (Postseason):	Alex González, 10/23/03 vs. NYY (single)
HIT:	Bryan Petersen, 9/28/11 vs. WSH (singled in 7 th Inning)
HIT (Postseason):	Alex González, 10/23/03 vs. NYY (9 th Inning single to right off Jeff Nelson)

LAST TIME IT HAPPENED-SUN LIFE STADIUM

RUN:	Logan Morrison, 9/28/11 vs. WSH (scored on 7 th inning double by Gaby Sánchez)
RUN (Postseason):	Jeff Conine, 10/23/03 vs. NYY
RBI:	Gaby Sánchez, 9/28/11 vs. WSH (7 th inning double)
RBI (Postseason):	Mike Lowell, 10/23/03 vs. NYY (5 th inning single)
EXTRA BASE HIT:	Gaby Sánchez, 9/28/11 vs. WSH (7 th inning double)
EXTRA BASE HIT (Postseason):	Juan Pierre, 10/23/03 vs. NYY (double)
EXTRA BASE HIT (By Pitcher):	Javier Vázquez, 8/7/11 vs. STL (double off Jaime García)
DOUBLE:	Gaby Sánchez, 9/28/11 vs. WSH (7 th inning to right-center)
DOUBLE (Postseason):	Iván Rodríguez, 10/22/03 vs. NYY
TRIPLE:	Omar Infante, 9/26/11 vs. WSH
TRIPLE (Postseason):	Devon White, 10/25/97 vs. CLE (WS Game 6, 9 th inning)
HOME RUN:	Bryan Petersen, 9/27/11 vs. WSH (off Doug Slaten, walk-off homer)
HOME RUN (Postseason):	Alex González, 10/22/03 vs. NYY
HOME RUN (By Pitcher):	Josh Johnson, 7/29/09 vs. ATL (off Kenshin Kawakami)
HOME RUN (Inside-the-Park):	Cameron Maybin, 5/31/10 vs. MIL (7 th inning off Marco Estrada)
HOME RUN (Leadoff):	Emilio Bonifacio, 6/11/11 vs. ARI
HOME RUN (Game-Ending):	Bryan Petersen, 9/27/11 vs. WSH (off Doug Slaten)
HOME RUN (First MLB AB):	Jeremy Hermida, 8/31/05 vs. STL
HOME RUN (Pinch-Hit by a Marlin):	Greg Dobbs, 9/3/11 vs. PHI (off David Herndon)
HOME RUN (Pinch-Hit by Opponent):	Ryan Braun (MIL), 6/3/11 (off Leo Nuñez*)
HOME RUN (Solo):	Bryan Petersen, 9/27/11 vs. WSH (9 th inning off Doug Slaten)
HOME RUN (Postseason Solo):	Álex González, 10/22/03 vs. NYY (walk-off in the 12 th inning off Jeff Weaver)
HOME RUN (Two-run):	Omar Infante, 9/19/11 vs. ATL (9 th inning off Craig Kimbrel)
HOME RUN (Postseason 2-run):	Miguel Cabrera, 10/22/03 vs. NYY (1 st inning off Roger Clemens)
HOME RUN (Three-run):	Gaby Sánchez, 9/3/11 vs. PHI (8 th inning off David Herndon)
HOME RUN (Postseason 3-run):	Moises Alou, 10/18/97 vs. CLE (4 th inning, Hershiser)
GRAND SLAM:	Brett Hayes, 6/5/11 vs. MIL (6 th inning off Marco Estrada)
GRAND SLAM (Postseason):	None
GRAND SLAM (Pinch-Hit):	Jeremy Hermida, 8/31/05 vs. STL (off Al Reyes)
TWO HOMERS IN GAME:	Gaby Sánchez, 7/23/11 vs. NYM
TWO HOMERS IN INNING:	Gary Sheffield, 7/13/97 vs. PHI (Leiter & Harris, 38 th time in MLB)
SACRIFICE:	Omar Infante, 9/27/11 vs. WSH, 8 th inning (Bonifacio to 2B)
SACRIFICE FLY:	Emilio Bonifacio, 9/27/11 vs. WSH (3 rd inning off John Lannan)
STOLEN BASE:	Emilio Bonifacio, 9/27/11 vs. WSH, 6 th inning (third base)
CAUGHT STEALING:	Emilio Bonifacio, 7/6/11 vs. PHI (Carlos Ruiz)
PINCH-HITTER:	Donnie Murphy, 9/28/11 vs. WSH (8 th inning ground out batting for Ryan Webb)
PINCH-HITTER (Pitcher):	Javier Vázquez, 6/10/11 vs. ARI
PINCH-HIT:	Greg Dobbs, 9/26/11 vs. WSH (single in 9 th inning off Henry Rodríguez)
OUT:	Logan Morrison, 9/28/11 vs. WSH (9 th inning strikeout)
STRIKEOUT:	Logan Morrison, 9/28/11 vs. WSH (9 th inning, Drew Storen)
BASE ON BALLS:	Logan Morrison, 9/28/11 vs. WSH (7 th inning, Ryan Mattheus)
INTENTIONAL WALK:	Giancarlo Stanton, 9/26/11 vs. WSH (5 th inning, Tommy Milone)
HIT BY PITCH:	Gaby Sánchez, 9/27/11 vs. WSH (6 th inning, John Lannan)
MULTI-HOMER INNING:	7/23/2011 vs. NYM (Logan Morrison and Gaby Sánchez off Chris Capuano, 6 th inning)
PITCH:	Steve Cishek, 9/28/11 vs. WSH (Rick Ankiel)
PITCH (Postseason):	Ugueth Urbina, 10/23/03 vs. NYY
PITCH (World Series):	Ugueth Urbina, 10/23/03 vs. NYY
WIN:	Javier Vázquez, 9/27/11 vs. WSH (3-2 final - 9.0,5.2,2.0,9)
SAVE:	Leo Nuñez, 8/12/11 vs. SF (1.0,1.0,0.0,1)
BLOWN SAVE:	Edward Mujica, 4/26/11 vs. WSH (1.0,4.3,3.1,2)
STRIKEOUT:	Steve Cishek, 9/28/11 vs. WSH (Danny Espinosa in 9 th inning, three pitches)
WALK:	Chris Volstad, 9/28/11 vs. WSH (Danny Espinosa in 4 th inning)
HIT:	Ryan Webb, 9/28/11 vs. WSH (Roger Bernadina, RBI single in 8 th)
SINGLE:	Ryan Webb, 9/28/11 vs. WSH (Roger Bernadina in 8 th , RBI)
DOUBLE:	Javier Vázquez, 9/27/11 vs. WSH (Steve Lombardozzi, leading off 6 th inning)
TRIPLE:	Ryan Webb, 9/28/11 vs. WSH (Alex Cora, 8 th inning)
HOME RUN:	Javier Vázquez, 9/27/11 vs. WSH (Michael Morse solo in 5 th)
RUN:	Ryan Webb, 9/28/11 vs. WSH (Alex Cora driven in by Roger Bernadina 8 th inning single)
RUN (Unearned):	Anibal Sánchez, 9/26/11 vs. WSH
WILD PITCH:	Anibal Sánchez, 9/20/11 vs. ATL (1 st inning)
BALK:	Anibal Sánchez, 9/26/11 vs. WSH (3 rd inning)
HIT BATTER:	Javier Vázquez, 9/21/11 vs. ATL (Brian McCann, 4 th inning)
COMPLETE GAME:	9/27/11, Javier Vázquez vs. WSH
SHUTOUT:	Chris Volstad, 9/20/10 vs. STL (4-0 five-hitter)
NO-HITTER:	Anibal Sánchez, 9/6/06 vs. ARI (2-0 win)
POSITION PLAYER TO PITCH:	Bryan Petersen, 7/21/11 vs. SD (1.0, bb)



SUN LIFE STADIUM ATTENDANCE RECORDS

SERIES RECORDS

TEAM	2-GAME SERIES	3-GAME SERIES	4-GAME SERIES
Arizona	53,492 (April 25-26, 1998)	59,676 (July 28-30, 2003)	93,575 (May 21-24, 2004)
Atlanta	72,108 (April 25-26, 1994)	133,186 (July 9-11, 1993)	157,628 (June 30-July 3, 1994)
Baltimore	---	114,142 (September 1-3, 1997)	---
Boston	---	93,048 (June 30-July 2, 2006)	---
Chicago (AL)	---	47,512 (June 15-17, 2004)	---
Chicago (NL)	63,645 (June 21-23, 1994)	130,720 (May 21-23, 1993)	158,682 (August 9-12, 1993)
Cincinnati	77,654 (May 4-5, 1993)	111,170 (April 29-May 1, 1994)	164,275 (July 22-25, 1993)
Cleveland	---	52,760 (June 12-14, 2007)	---
Colorado	41,138 (September 15-16, 1997)	127,488 (April 30-May 2, 1993)	131,724 (May 21-June 1, 1997)
Detroit	---	29,921 (June 21-23, 2002)	---
Houston	45,632 (May 29 & 31, 1995)	115,080 (May 28-30, 1993)	118,029 (May 9-12, 1997)
Kansas City	---	---	---
Los Angeles (AL)	---	49,291 (June 6-8, 2003)	---
Los Angeles (NL)	60,712 (April 25-26, 1995)	126,575 (April 5-7, 1993)	110,324 (July 20-23, 1995)
Milwaukee	28,084 (July 20-21, 1998)	70,177 (August 6-8, 2004)	91,624 (July 4-7, 2005)
Minnesota	---	51,674 (June 22-24, 2007)	---
New York (AL)	---	127,453 (June 13 & 15(2), 1997)	---
New York (NL)	49,013 (April 20-21, 2005)	126,452 (June 29-July 1, 1993)	144,344 (September 19-22, 1997)
Oakland	---	30,550 (June 3-5, 2003)	---
Philadelphia	42,982 (Sept 17-18, 1997)	131,545 (August 6-8, 1993)	132,283 (May 5-8, 1994)
Pittsburgh	36,538 (September 4-6, 1995)	84,015 (September 14-16, 1993)	163,165 (June 10-12, 1993)
St. Louis	20,685 (May 1-2, 2001)	118,768 (August 31-September 2, 1998)	123,659 (August 8-11, 1994)
San Diego	38,871 (April 28-29, 1997)	127,331 (April 9-11, 1993)	114,115 (July 18-21, 1997)
San Francisco	66,864 (June 1-2, 1993)	126,518 (August 27-30, 1993)	94,154 (August 17-20, 2007)
Seattle	---	---	---
Tampa Bay	36,327 (June 24-25, 1998)	74,107 (May 20-22, 2005)	---
Texas	---	75,170 (June 18-20, 2004)	---
Toronto	---	48,999 (June 8-10, 1998)	---
Washington/Mon.	41,157 (July 3-4, 1999)	125,718 (June 25-27, 1993)	128,628 (June 26-29, 1997)

10 LARGEST REGULAR SEASON HOME CROWDS

NO.	ATT.	DATE	OPP
1.	57,405	4/5/05	Atlanta
2.	55,315	4/6/04	Montreal
3.	46,427	6/20/09	New York (AL)
4.	45,900	10/3/93	New York (NL)
5.	45,796	8/27/93	San Francisco
6.	45,725	4/9/04	Philadelphia
7.	45,278	8/29/93	San Francisco
8.	45,170	9/22/98	St. Louis
9.	45,037	7/3/94	Atlanta
10.	44,689	8/7/93	Philadelphia

10 LARGEST POSTSEASON HOME CROWDS

NO.	ATT.	DATE	GAME
1.	67,498	10/25/97	World Series Game 6 vs. CLE
2.	67,245	10/18/97	World Series Game 1 vs. CLE
3.	67,204	10/26/97	World Series Game 7 vs. CLE
4.	67,025	10/19/97	World Series Game 2 vs. CLE
5.	65,975	10/23A03	World Series Game 5 vs. NYY
6.	65,934	10/22/03	World Series Game 4 vs. NYY
7.	65,829	10/11/03	NLCS Game 4 vs. CHC
8.	65,731	10/21/03	World Series Game 3 vs. NYY
9.	65,464	10/4/03	NLDS Game 4 vs. SF
10.	65,279	10/12/03	NLCS Game 5 vs. CHC

MONTHLY HOME ATTENDANCE RECORDS

MONTH	ATT.	YEAR	DATES
April	424,669	1993	10
May	516,701	1993	13
June	548,053	1993	14
July	533,337	1994	16
August	532,264	1993	14
September	478,348	1993	15
October	126,193	1993	3

1997 postseason drew 513,151 fans to nine October dates.
2003 postseason drew 520,815 fans to eight October dates.

HOME GAMES PLAYED AT DIFFERENT LOCATIONS

DATE	OPP.	NOTE
9/13/04	MON	At U.S. Cellular Field - Hurricane Ivan
9/14/04	MON	At U.S. Cellular Field - Hurricane Ivan
6/24/11	SEA	At Safeco Field - Scheduling Conflict
6/25/11	SEA	At Safeco Field - Scheduling Conflict
6/26/11	SEA	At Safeco Field - Scheduling Conflict

SUSPENDED GAMES AT SUN LIFE STADIUM

DATE	OPP.	NOTE
5/5/95	ATL	Susp. in top of 9 th , tied 3-3, 0 outs, 1 on ** Resumed on Sept. 7 with Marlins losing 6-3 in 9 inn.
4/10/07	MIL	Susp. in top of 11 th , tied 2-2, 0 outs, 0 on ** Resumed on April 11 with Marlins losing 3-2 in 13 inn.

ATTENDANCE RECORDS

MISCELLANEOUS ATTENDANCE RECORDS

Largest Home.....	57,405, Tuesday, April 5, 2005 vs. ATL
Smallest Home.....	4,466, Thursday, April 11, 2002 vs. MON
Largest Day.....	57,405, Tuesday, April 5, 2005 vs. ATL
Smallest Day.....	5,588, Sunday, September 1, 2002 vs. PIT
Largest Night.....	45,796, Friday, August 27, 1993 vs. SF
Smallest Night.....	4,466, Thursday, April 11, 2002 vs. MON
Largest Doubleheader.....	38,992, Friday, September 10, 2004 vs. CHI
Smallest Doubleheader.....	8,468, Tuesday, September 21, 1999 vs. MON
Largest Sunday.....	45,900, Sunday, October 3, 1993 vs. NYM
Smallest Sunday.....	5,588, Sunday, September 1, 2002 vs. PIT
Largest Monday.....	42,446, Monday, September 1, 1997 vs. BAL
Smallest Monday.....	5,090, Monday, August 12, 2002 vs. COL
Largest Tuesday.....	57,405, Tuesday, April 5, 2005 vs. ATL
Smallest Tuesday.....	4,720, Tuesday, August 13, 2002 vs. COL
Largest Wednesday.....	45,170, Wednesday, September 2, 1998 vs. STL
Smallest Wednesday.....	4,746, Wednesday, August 14, 2002 vs. COL
Largest Thursday.....	42,803, Thursday, August 12, 1993, vs. CHI
Smallest Thursday.....	4,466, Thursday, April 11, 2002 vs. MON
Largest Friday.....	45,796, Friday, August 27, 1993 vs. SF
Smallest Friday.....	4,962, Friday, August 30, 2002 vs. PIT
Largest Saturday.....	45,725, Saturday, April 10, 2004 vs. PHI
Smallest Saturday.....	8,833, Saturday, July 20, 2002 vs. MON
Series, Four Dates (Home).....	164,275, July 22-25, 1993 vs. CIN
Series, Four Dates (Road).....	194,596, July 14-17, 1994 at ATL
Series, Three Dates (Home).....	133,186, July 9-11, 1993 vs. ATL
Series, Three Dates (Road).....	196,947, July 22-24, 1994 at COL
Series, Two Dates (Home).....	77,654, May 4-5, 1993 vs. CIN
Series, Two Dates (Road).....	96,056, April 22-23, 1997 at COL
Largest Road.....	71,192, Sunday, April 25, 1993 at COL
Smallest Road.....	2,887, Wednesday, September 19, 2001 at MON
Season, Home.....	3,064,847 (1993)
Season, Road.....	2,701,057 (1993)
Season, Home & Road.....	5,765,904 (1993)

WEATHER HISTORY

POSTPONED GAMES AT SUN LIFE STADIUM

DATE	OPP.	NOTE
5/31/93	SF	Rain - June 1 DH
6/22/94	CHI	Rain - September 24 DH*
7/26/95	SD	Rain - July 27 DH
7/31/95	STL	Hurricane warning - not made up
5/29/96	CIN	Rain - August 23 DH
6/14/97	NYN	Rain - June 15 Day/Night DH
7/12/97	PHI	Rain - September 17 DH
9/24/98	PHI	Hurricane warning - September 26 DH
9/25/98	PHI	Hurricane warning - September 27 DH
6/7/99	BAL	Rain - June 8 DH
7/2/99	MON	Rain - September 23 DH
8/22/99	HOU	Rain - August 27 DH
7/19/00	ATL	Rain - July 20 DH
5/3/01	STL	Rain - August 3 DH
5/23/01	ATL	Rain - September 27
7/23/01	NYM	Rain - September 6
9/11/01	MON	National Tragedy - October 2
9/12/01	MON	National Tragedy - October 3
9/13/01	MON	National Tragedy - October 4
5/27/03	MON	Rain - May 28 DH
8/1/04	MON	Rain - September 14 DH
9/3/04	CHI	Hurricane Frances - September 10 DH
9/4/04	CHI	Hurricane Frances - September 20 DH
9/5/04	CHI	Hurricane Frances - September 20 DH
5/18/09	ARI	Rain - May 20 DH
6/18/09	BOS	Rain - Cancelled in 6th inning
7/18/09	PHI	Rain - September 22 DH
8/15/09	COL	Rain - August 16 DH
8/8/10	STL	Rain - September 20 DH

RAIN DELAYS AT SUN LIFE STADIUM

YEAR	RAIN DELAYS	TOTAL TIME	W-L
1993	5	4 hours, 45 minutes	1-3
1994	4	3 hours, 34 minutes	0-4
1995	10	10 hours, 23 minutes	6-5
1996	10	9 hours, 50 minutes	8-2
1997	14	13 hours, 2 minutes	11-3
1998	5	9 hours, 42 minutes	2-3
1999	16	19 hours, 8 minutes	9-7
2000	10	13 hours, 34 minutes	7-3
2001	7	7 hours, 1 minute	3-4
2002	10	14 hours, 9 minutes	5-5
2003	6	4 hours, 41 minutes	3-3
2004	11	9 hours, 25 minutes	8-2
2005	16	14 hours, 38 minutes	7-7
2006	11	5 hours, 5 minutes	4-5
2007	11	9 hours, 55 minutes	4-5
2008	9	9 hours, 0 minutes	5-4
2009	22	24 hours, 45 minutes	8-10
2010	14	10 hours, 11 minutes	4-9
2011	9	11 hours, 9 minutes	1-8
TOTAL:	177	177 hours, 22 minutes	91-75

* - Make-up was never played due to 1994 player strike



POSTSEASON HISTORY



MARLINS POSTSEASON RECORDS

POSTSEASON - CLUB BATTING

Batting Average.....	.251 (2003)
At-Bats.....	605 (2003)
Runs.....	77 (2003)
Hits.....	152 (2003)
Doubles.....	28 (2003)
Triples.....	4 (2003)
Home Runs.....	14 (2003)
Runs Batted In.....	74 (2003)
Stolen Bases.....	8 (2003)

SERIES - CLUB BATTING

Batting Average.....	.273 (1997 NLDS)
At-Bats.....	256 (2003 NLCS)
Runs.....	40 (2003 NLCS)
Hits.....	68 (1997 WS; 2003 NLCS)
Doubles.....	12 (1997 WS; 2003 NLDS)
Triples.....	3 (2003 NLCS)
Home Runs.....	10 (2003 NLCS)
Runs Batted In.....	39 (2003 NLCS)
Stolen Bases.....	4 (1997 WS and 2003 NLCS)

GAME - CLUB BATTING

At-Bats.....	45 (2003 NLCS, Game 1)
Runs.....	14 (1997 WS, Game 3)
Hits.....	16 (1997 WS, Game 3)
Doubles.....	4 (1997 WS Game 2 and Game 5)
Triples.....	2 (2003 NLCS, Game 1)
Home Runs.....	4 (2003 NLCS, Game 1)
Runs Batted In.....	12 (1997 WS, Game 3)
Stolen Bases.....	2 (1997 WS, Game 3; 2003 NLCS, Game 1)

POSTSEASON - INDIVIDUAL BATTING

Average.....	.367; Jeff Conine (2003)
At-Bats.....	73; Juan Pierre (2003)
Runs.....	13; Gary Sheffield (1997)
Hits.....	22; Jeff Conine/Juan Pierre (2003)
Doubles.....	5; Iván Rodríguez (2003)
Triples.....	2; Juan Pierre (2003)
Home Runs.....	4; Miguel Cabrera (2003)
Runs Batted In.....	17; Iván Rodríguez (2003)
Stolen Bases.....	3; Luis Castillo/Juan Pierre (2003)

SERIES - INDIVIDUAL BATTING

At-Bats.....	33; Devon White (1997 WS), Juan Pierre (2003 NLCS)
Runs.....	9; Miguel Cabrera (2003 NLCS)
Hits.....	11; Jeff Conine (2003 NLCS)
Doubles.....	3; Devon White (1997 WS), Luis Castillo (2003 NLDS)
Triples.....	2; Juan Pierre (2003 NLCS)
Home Runs.....	3; Moisés Alou (1997 WS), Miguel Cabrera (2003 NLCS)
Runs Batted In.....	10; Iván Rodríguez (2003 NLCS)
Stolen Bases.....	2; Luis Castillo (2003 NLCS)

GAME - INDIVIDUAL BATTING

At-Bats.....	6; several players
Runs.....	3; several players
Hits.....	4; Juan Pierre (2003 NLDS, Game 2), Miguel Cabrera (2003 NLCS, Game 4)
Doubles.....	2; several players
Triples.....	1; several players
Home Runs.....	1; several players
Runs Batted In.....	5; Iván Rodríguez (2003 NLCS, Game 1), Gary Sheffield (1997 WS, Game 3)
Stolen Bases.....	2; Luis Castillo (2003 NLCS, Game 1)

POSTSEASON - CLUB PITCHING

Earned Run Average.....	4.25 (1997)
Innings Pitched.....	159.0 (2003)
Hits Allowed.....	151 (2003)
Runs Allowed.....	79 (2003)
Shutouts.....	2 (2003)
Home Runs Allowed.....	19 (2003)
Walks.....	65 (2003)

Strikeouts.....	134 (2003)
Batting Average Against.....	.254 (2003)

GAME - CLUB PITCHING

Innings Pitched.....	12.0 (2003 WS, Game 5)
Hits Allowed.....	16 (2003 NLCS, Game 2)
Runs Allowed.....	12 (2003 NLCS, Game 2)
Earned Runs Allowed.....	11 (2003 NLCS, Game 2)
Home Runs Allowed.....	4 (2003 NLCS, Game 2)
Walks.....	9 (1997 WS, Game 3)
Strikeouts.....	15 (1997 NLCS, Game 5)
Hit Batsmen.....	2 (three times)

POSTSEASON - INDIVIDUAL PITCHING

Earned Run Average.....	1.40; Carl Pavano (2003)
Innings Pitched.....	42.2; Josh Beckett (2003)
Wins.....	4; Liván Hernández (1997)
Losses.....	2; Kevin Brown (1997); Josh Beckett (2003)
Appearances.....	10; Ugueth Urbina (2003)
Shutouts.....	2; Josh Beckett (2003)
Complete Games.....	2; Josh Beckett (2003)
Saves.....	4; Robb Nen (1997); Ugueth Urbina (2003)
Holds.....	3; Dennis Cook (1997)
Hits Allowed.....	35; Kevin Brown (1997)
Runs Allowed.....	18; Kevin Brown (1997)
Earned Runs Allowed.....	18; Kevin Brown (1997)
Home Runs Allowed.....	4; Three players
Walks.....	15; Al Leiter (1997)
Strikeouts.....	47; Josh Beckett (2003)
Batting Average Against.....	.145; Josh Beckett (2003)
Wild Pitches.....	2; Rick Helling (2003)

SERIES - INDIVIDUAL PITCHING

Innings Pitched.....	19.1; Josh Beckett (2003 NLCS)
Wins.....	2 (5x); last, Brad Penny (2003 WS)
Losses.....	2; Kevin Brown (1997 WS)
Runs Allowed.....	10; Kevin Brown (1997 WS)
Earned Runs Allowed.....	10; Kevin Brown (1997 WS)
Home Runs Allowed.....	3 (2x); last, Josh Beckett (2003 NLCS)
Appearances.....	4 (5x); last, Braden Looper (2003 WS)
Walks.....	10; Liván Hernández/Al Leiter (1997 WS)
Strikeouts.....	19; Josh Beckett (2003 NLCS); (2003 WS)

GAME - INDIVIDUAL PITCHING

Innings Pitched.....	9.0 (4x); last, Josh Beckett (2003 WS, Game 6)
Hits Allowed.....	11; Kevin Brown (1997 NLCS, Game 6)
Runs Allowed.....	7 (2x); last, Brad Penny (2003 NLCS, Game 2)
Earned Runs Allowed.....	7; Brad Penny (2003 NLCS, Game 2)
Home Runs Allowed.....	2; Eight players
Walks.....	8; Liván Hernández (1997 WS, Game 5)
Strikeouts.....	15; Liván Hernández (1997 NLCS, Game 5)
Hit Batsmen.....	1; Nine players

MARLINS NOTES

WINNING A PAIR

THE MARLINS ARE ONE OF THREE MAJOR LEAGUE BASEBALL EXPANSION TEAMS TO WIN MULTIPLE WORLD SERIES. FLORIDA ACCOMPLISHED THE FEAT IN THEIR FIRST 11 SEASONS, THE FASTEST AMONG THEIR EXPANSION MATES.

TEAM	EXPANSION YEAR	WORLD TITLES	YEARS
MARLINS	1993	1997, 2003	11
BLUE JAYS	1977	1992, 1993	17
METS	1962	1969, 1986	25
ROYALS	1969	1985, 2015	47



FRONT OFFICE
 FIELD STAFF
 PLAYERS
 MAN IN REVIEW
 CLUB HISTORY
 POSTSEASON HISTORY
 PLAYER DEVELOPMENT
 JEFF HOPKINSON
 GENERAL INFORMATION

1997 POSTSEASON NOTES

POSTSEASON FIRSTS: The Florida Marlins played their first franchise postseason game on September 30, 1997, a 2-1 win over the San Francisco Giants in Miami. Kevin Brown threw the first playoff pitch in franchise history, to Darryl Hamilton. Brown collected the first Florida postseason strikeout, fanning J.T. Snow to lead off the second inning. Brown retired the first 14 Giants he faced before allowing the first hit to an opponent, a single to Stan Javier with two out in the fifth inning. Florida's first postseason batter was Devon White, who faced Kirk Ruefer and popped out to second baseman Jeff Kent. The first Marlin to reach base was Gary Sheffield on a two-out first-inning walk. The first Florida hit came off the bat of Bobby Bonilla, following the Sheffield walk. The first run allowed by Florida came in the top of the seventh, when Bill Mueller hit a leadoff homer. The Marlins scored their first run in the bottom of the inning, on a Charles Johnson leadoff homer.

A FIRST FOR EVERYTHING: The Marlins became the first team to qualify for the postseason and win the World Series as a Wild Card. At the time, Florida was the fastest expansion team to win the World Series, done in their fifth season. The Arizona Diamondbacks surpassed Florida's mark, winning their World Series title in 2001, their fourth season.

RECORD WINNING STREAKS: The Marlins were the third team in postseason history to sweep their first playoff series in team history, joining the 1914 Braves, who swept the Philadelphia A's, and the 1969 New York Mets, who swept Atlanta. Florida began its postseason run with four straight wins, only the second team in baseball history with a franchise-opening playoff win streak of four or more games. The Braves won five straight games to open their postseason history, a four-game sweep in the 1914 World Series and a win over Cleveland in the 1948 playoffs.

NATIONAL LEAGUE DIVISION SERIES NOTES

SWEEPING SUCCESS: With their 3-0 sweep over the Giants, the Marlins became the fastest expansion team to win a postseason series (surpassed by Arizona in 2001). Prior to the Marlins, the fastest NL team to win a playoff series was the New York Mets, in their eighth season. The Marlins won each of the three games over the Giants in comeback fashion, including games one and two in their final at-bats. The 1997 Marlins led the Majors with 24 last at-bat victories in the regular season.

NATIONAL LEAGUE CHAMPIONSHIP SERIES NOTES

LIVÁN MOST VALUABLE, PART 1: Liván Hernández went 2-0 with a 0.84 ERA in two appearances (one start) in the NLCS vs. Atlanta. He became the first pitcher in LCS history to record a win as both a starter (Game 5) and as a reliever (Game 3) in the same series. In Game 5, Hernández established an NLCS record and tied an LCS record with 15 strikeouts, the second-highest strikeout game in postseason history. His 2-1, three-hit win in Game 5 was his first Major League complete game.

NUMBERS DON'T ALWAYS MATCH UP: The 1997 Marlins became the second team to advance to the World Series, despite posting a lower batting average and higher ERA than their LCS opponent. The Braves out-hit the Marlins .253 to .199 and had a 2.60 ERA, compared to Florida's 3.57. The first time it happened was in 1992, when the Braves topped the Pittsburgh Pirates in a series managed by Bobby Cox and Jim Leyland.

WORLD SERIES NOTES

LIVÁN MOST VALUABLE, PART 2: Liván Hernández (2-0, 5.27 ERA) became the second rookie in MLB history to win the World Series MVP award, joining Larry Sherry of Los Angeles who claimed the honor in 1959. Hernández also became the first rookie pitcher in 50 years to win two World Series starts. The last rookie to do it was the Yankees' Spec Shea in 1947. Hernández became the youngest pitcher to win a World Series opener at the age of 22 years, 7 months and 28 days. He was the first rookie to win a Series game since Atlanta's Mike Stanton on October 23, 1991 (G4 vs. MIN), and first rookie starter to win since Baltimore's Starn Davis on October 15, 1983 (G4 at PHI). Prior to Hernández, the last rookie starter to win a Series opener was Philadelphia's Bob Walk (October 14, 1980 vs. KC).

JIM LEYLAND: Marlins manager Jim Leyland became the first World Series manager not to have played in a Major League game since Boston's John McNamara in 1986. The last National League skipper without Major League playing experience was Philadelphia's Paul Owens in 1983. Leyland became the first manager to win his World Series debut since Cincinnati's Lou Piniella on October 16, 1990, vs. Oakland.

BRRR: In Game Three of the World Series, October 21, the Marlins and Indians played in 15-degree wind chill temperatures, the coldest World Series game ever played, according to records kept.

PLAYING EXTRAS: Game Seven of the World Series, won by Florida, 3-2, on an Edgar Renteria single off Charles Nagy in the bottom of the 11th inning, was the third Game Seven in World Series history to go to extra innings. The others were played in 1924 and 1991.

NOTABLE ACCOMPLISHMENTS: Jeff Conine became the first player to go from the expansion draft to the World Series with the same team. Conine was selected from Kansas City with the 22nd pick in the 1992 expansion draft. Conine and Alex Arias are the first players to play for a team in its inaugural season and reach the Fall Classic since the Mets' Ed Kranepool in 1969.

A WINNING DEBUT: The Marlins won their first-ever World Series game on October 18, 7-4, over Cleveland at home. The prior team to win their first-ever World Series game was Toronto in 1992.

ALTERNATING WINS: The Marlins won World Series games one, three, five and seven, while the Indians took games two, four and six. It marked the third time in World Series history that teams alternated victories in all seven games, joining the 1909 Fall Classic between the Pirates and Tigers, and the Yankees and Giants in 1962.

A HEART-STOPPER: Game Seven of the World Series marked the fourth time in World Series history that a winner-take-all game in the Fall Classic went into extra innings, along with the 1991 Series (MIN vs. ATL), the 1924 Series (WAS vs. NYG) and the 1912 Series (BOS vs. NYG). Overall, it marked the seventh time that a deciding World Series game went to extra innings, along with the 1933, 1939 and 1996 games. The 1997 Series was the 10th time a Fall Classic was won by the home team in the bottom of the ninth inning or later (with 1912, 1924, 1927, 1929, 1935, 1953, 1960, 1991 and 1993) and the fifth time in a winner-take-all situation.

ROOKIE OFFICE

ALL-STAR

MAJOR LEAGUE

2001 IN MIAMI

TEAM HISTORY

POSTSEASON HISTORY

FAITH OVER FEAR

GO! GO! GO!

ANIMAL INFORMATION



1997 POSTSEASON BOXSCORES

NLDS GAME ONE - SEPTEMBER 30, 1997 FLORIDA MARLINS 2, SAN FRANCISCO GIANTS 1

	1	2	3	4	5	6	7	8	9	R	H	E	LOB
GIANTS	0	0	0	0	0	1	0	0	1	4	0		2
MARLINS	0	0	0	0	0	1	0	1		2	7	0	10

Umpires - HP, Hirschbeck; 1B, Darling; 2B, Hallion; 3B, Demuth; LF, Tafa; RF, Gorman

T - 2:48. A - 42,167.

San Francisco	AB	R	H	RBI	BB	SO
Darryl Hamilton CF	4	0	0	0	0	1
Bill Mueller 3B	4	1	1	1	0	0
Barry Bonds LF	4	0	1	0	0	1
J.T. Snow 1B	3	0	0	0	0	1
Jeff Kent 2B	3	0	0	0	0	0
Stan Javier RF	3	0	1	0	0	1
Jose Vizcaino SS	3	0	0	0	0	3
Brian Johnson C	3	0	0	0	0	0
Kirk Rueter P	2	0	1	0	0	0
Glenallen Hill PH	1	0	0	0	0	1
Julian Tavarez P	0	0	0	0	0	0
Roberto Hernandez P	0	0	0	0	0	0
Team Totals	30	1	4	1	0	8

2B: Bonds (1, off Brown).

HR: Mueller (1, off Brown; 7th inn. 0 on, 0 outs).

DP: 1. Mueller-J Kent-J Snow.

CS: Javier (1, 2nd base by Brown/Johnson).

San Francisco	IP	H	R	ER	BB	SO
Rueter	7.0	4	1	1	3	5
Tavarez (L, 0-1)	1.0	2	1	1	1	0
Hernandez	0.2	1	0	0	1	0

Florida	AB	R	H	RBI	BB	SO
Devon White CF	5	0	0	0	0	1
Edgar Renteria SS	5	0	2	1	0	1
Gary Sheffield RF	2	0	1	0	2	0
Bobby Bonilla 3B	3	0	1	0	1	0
Moises Alou LF	4	0	0	0	0	0
Jeff Conine 1B	4	0	1	0	0	0
Charles Johnson C	3	2	1	1	0	1
Craig Counsell 2B	2	0	1	0	1	0
Kevin Brown P	2	0	0	0	0	2
Kurt Abbott PH	1	0	0	0	0	0
Dennis Cook P	0	0	0	0	0	0
Jim Eisenreich PH	0	0	0	0	1	0
Team Totals	31	2	7	2	5	5

2B: Sheffield (1, off Tavarez).

HR: Johnson (1, off Rueter; 7th inn. 0 on, 0 outs).

SH: Counsell (1, off Hernandez).

HBP: Johnson (1, by Tavarez).

GIDP: Alou (1).

Florida	IP	H	R	ER	BB	SO
Brown	7.0	4	1	1	0	5
Cook (W, 1-0)	2.0	0	0	0	0	3

NLDS GAME TWO - OCTOBER 1, 1997 FLORIDA MARLINS 7, SAN FRANCISCO GIANTS 6

	1	2	3	4	5	6	7	8	9	R	H	E	LOB
GIANTS	1	1	1	0	0	1	0	1		6	11	0	8
MARLINS	2	0	1	2	0	1	0	0	1	7	10	2	10

Umpires - HP, Darling; 1B, Hallion; 2B, DeMulth; 3B, Tafa; LF, Gorman; RF, Hirschbeck.

T - 3:12. A - 41,283.

San Francisco	AB	R	H	RBI	BB	SO
Stan Javier CF-RF	5	2	4	1	0	0
Jose Vizcaino SS	4	1	1	0	0	2
Barry Bonds LF	4	0	2	2	0	1
Jeff Kent 1B-2B	3	0	0	0	0	2
Mark Lewis 2B	5	0	3	1	0	0
Roberto Hernandez P	0	0	0	0	0	0
Glenallen Hill RF	3	0	0	0	1	1
Rich Rodriguez P	0	0	0	0	0	0
Dante Powell CF	0	0	0	0	0	0
Bill Mueller 3B	4	0	0	0	0	0
Brian Johnson C	3	2	1	1	1	1
Shawn Estes P	1	0	0	0	0	1
Doug Henry P	0	0	0	0	0	0
Marvin Benard PH	1	0	0	0	0	0
Julian Tavarez P	0	0	0	0	0	0
Darryl Hamilton CF	1	1	0	0	0	0
J.T. Snow 1B	0	0	0	0	0	0
Team Totals	34	6	11	5	4	7

2B: Javier (1, off Leiter); Vizcaino (1, off Hernandez);

Bonds (2, off Hernandez).

HR: Johnson (1, off Leiter; 2nd inn. 0 on, 2 outs).

SF: Bonds (1, off Leiter).

SH: Vizcaino (1, off Leiter); Estes (1, off Leiter).

GIDP: Mueller (1).

DP: 1. Vizcaino-Lewis-Kent.

SB: Javier (1, 2nd base off Leiter/Johnson);

Bonds (1, 2nd base off Nen/Johnson).

CS: Lewis (1, 2nd base by Leiter/Johnson).

San Francisco	IP	H	R	ER	BB	SO
Estes	3.0	5	5	5	4	3
Henry	2.0	1	0	0	3	2
Tavarez	2.0	2	1	1	0	0
Rodriguez	1.0	0	0	0	0	0
Hernandez (L, 0-1)	0.0	2	1	1	1	0

Florida	AB	R	H	RBI	BB	SO
Kurt Abbott 2B	4	0	1	0	0	0
Craig Counsell 2B	1	0	0	0	0	0
Edgar Renteria SS	3	1	0	0	2	1
Gary Sheffield RF	4	3	3	1	1	0
Bobby Bonilla 3B	4	1	3	3	1	0
Moises Alou LF	5	0	1	1	0	2
Jeff Conine 1B	3	1	1	0	1	0
Charles Johnson C	3	1	0	0	1	1
Devon White CF	2	0	0	0	2	1
Al Leiter P	1	0	0	0	0	0
Alex Arias PH	1	0	1	1	0	0
Livan Hernandez P	1	0	0	0	0	0
John Cangelosi PH	1	0	0	0	0	0
Robb Nen P	0	0	0	0	0	0
Team Totals	33	7	10	6	8	5

2B: Conine (1, off Henry).

HR: Bonilla (1, off Estes; 1st inn. 1 on, 2 outs);

Sheffield (1, off Tavarez; 6th inn. 0 on, 2 outs).

GIDP: Abbott (1).

DP: 1. Abbott-Renteria-Conine.

E: Counsell (1); Conine (1).

SB: Sheffield (1, 2nd base off Hernandez/Johnson).

Florida	IP	H	R	ER	BB	SO
Leiter	4.0	7	4	4	3	3
Hernandez	4.0	3	1	1	0	3
Nen (W, 1-0)	1.0	1	1	0	1	1



1997 POSTSEASON BOXSCORES

NLDS GAME THREE - OCTOBER 3, 1997 FLORIDA MARLINS 6, SAN FRANCISCO GIANTS 2

	1	2	3	4	5	6	7	8	9	R	H	E	LOB
MARLINS	0	0	0	0	4	0	2	0		6	10	2	8
GIANTS	0	0	0	1	0	1	0	0		2	7	0	7

Umpires - HP, Reliford; 1B, Rippley; 2B, Wendelstedt; 3B, Hernandez; LF, Bonin; RF, Rapuano.

T - 3:22. A - 57,188.

Florida	AB	R	H	RBI	BB	SO
Kurt Abbott 2B	3	0	1	0	0	0
Craig Counsell 2B	2	0	1	1	0	0
Edgar Renteria SS	5	0	0	0	0	2
Gary Sheffield RF	3	0	1	0	2	0
John Wehner PR-RF	0	0	0	0	0	0
Bobby Bonilla 3B	5	0	0	0	0	1
Moises Alou LF	5	1	2	0	0	1
Jeff Conine 1B	4	2	2	0	0	0
Charles Johnson C	2	2	1	1	2	0
Devon White CF	4	1	2	4	0	1
Alex Fernandez P	2	0	0	0	1	1
Jim Eisenreich PH	0	0	0	0	1	0
Dennis Cook P	0	0	0	0	0	0
Robb Nen P	0	0	0	0	0	0
Team Totals	35	6	10	6	6	6

2B: Alou (1, off Alvarez); Johnson (1, off Hernandez); Counsell (1, off Rodriguez).

HR: White (1, off Alvarez; 6th inn, 3 on, 2 outs).

GIDP: Renteria (1); Bonilla (1).

DP: 1. Renteria-Abbott-Conine.

E: Renteria 2 (2).

Florida	IP	H	R	ER	BB	SO
Fernandez (W, 1-0)	7.0	7	2	2	0	5
Cook	1.0	0	0	0	1	0
Nen	1.0	0	0	0	1	1

San Francisco	AB	R	H	RBI	BB	SO
Stan Javier CF	4	0	0	0	0	1
Bill Mueller 3B	4	0	2	0	0	0
Barry Bonds LF	4	0	0	0	0	1
Jeff Kent 2B	4	2	3	2	0	0
J.T. Snow 1B	3	0	1	0	1	0
Glenallen Hill RF	3	0	0	0	1	0
Jose Vizcaino SS	4	0	1	0	0	0
Brian Johnson C	4	0	0	0	0	3
Wilson Alvarez P	2	0	0	0	0	0
Julian Tavarez P	0	0	0	0	0	0
Marvin Benard PH	1	0	0	0	0	1
Roberto Hernandez P	0	0	0	0	0	0
Rich Rodriguez P	0	0	0	0	0	0
Rod Beck P	0	0	0	0	0	0
Damon Berryhill PH	1	0	0	0	0	0
Team Totals	34	2	7	2	2	6

HR: Kent 2 (2, off A Fernandez; 4th inn, 0 on, 1 out; 6th inn, 0 on, 2 outs).

GIDP: Hill (1).

DP: 2. Kent-Vizcaino-snow; Vizcaino-Snow.

CS: Mueller (1, 2nd base by Fernandez/Johnson).

San Francisco	IP	H	R	ER	BB	SO
Alvarez (L, 0-1)	6.0	6	4	4	4	4
Tavarez	1.0	0	0	0	1	0
Hernandez	0.2	2	2	2	1	1
Rodriguez	0.0	1	0	0	0	0
Beck	1.1	1	0	0	0	1

NLCS GAME ONE - OCTOBER 7, 1997 FLORIDA MARLINS 5, ATLANTA BRAVES 3

	1	2	3	4	5	6	7	8	9	R	H	E	LOB
MARLINS	3	0	2	0	0	0	0	0		5	6	0	6
BRAVES	1	0	1	0	0	1	0	0		3	5	2	7

Umpires - HP, Reliford; 1B, Rippley; 2B, Wendelstedt; 3B, Hernandez; LF, Bonin; RF, Rapuano.

T - 3:22. A - 57,188.

Florida	AB	R	H	RBI	BB	SO
Devon White CF	5	0	0	0	0	2
Edgar Renteria SS	4	1	1	0	0	1
Gary Sheffield RF	3	2	1	0	1	0
Bobby Bonilla 3B	3	1	0	0	1	2
Jeff Conine 1B	4	1	0	0	0	0
Moises Alou LF	4	0	1	4	0	0
Charles Johnson C	4	0	1	1	0	2
Craig Counsell 2B	3	0	2	0	1	0
Kevin Brown P	2	0	0	0	0	1
Dennis Cook P	0	0	0	0	0	0
Jay Powell P	0	0	0	0	0	0
Darren Daulton PH	1	0	0	0	0	1
Robb Nen P	0	0	0	0	0	0
Team Totals	33	5	6	5	3	9

2B: Alou (1, off Maddux); Johnson (1, off Maddux).

SH: Brown (1, off Maddux).

HBP: Renteria (1, by Neagle).

DP: 1. Conine-Renteria.

SB: Renteria (1, 2nd base off Maddux/Perez).

Florida	IP	H	R	ER	BB	SO
Brown (W, 1-0)	6.0	5	3	3	4	3
Cook	1.1	0	0	0	0	0
Powell	0.2	0	0	0	0	1
Nen (S, 1)	1.0	0	0	0	0	0

Atlanta	AB	R	H	RBI	BB	SO
Kenny Lofton CF	5	0	0	0	0	0
Keith Lockhart 2B	3	1	1	0	0	0
Chipper Jones 3B	4	1	1	1	0	0
Fred McGriff 1B	4	0	1	1	0	0
Ryan Klesko LF	3	1	1	1	1	1
Michael Tucker RF	0	0	0	0	3	0
Andrew Jones PH-RF	1	0	0	0	0	1
Eddie Perez C	0	0	0	0	0	0
Javy Lopez PH-C	4	0	0	0	0	1
Jeff Blausler SS	3	0	1	0	0	0
Greg Maddux P	1	0	0	0	0	1
Tommy Gregg PH	1	0	0	0	0	0
Denny Neagle P	0	0	0	0	0	0
Greg Colbrunn PH	1	0	0	0	0	0
Team Totals	30	3	5	3	4	4

2B: Lockhart (1, off Brown).

HR: Jones (1, off Brown; 3rd inn, 0 on, 0 outs);

Klesko (1, off Brown; 6th inn, 0 on, 0 outs).

SH: Maddux (1, off Brown).

HBP: Blausler (1, by Brown); Lockhart (1, by Cook).

DP: 1. Tucker-Lopez,

E: Lofton (1); McGriff (1).

Atlanta	IP	H	R	ER	BB	SO
Maddux (L, 0-1)	6.0	5	5	0	3	7
Neagle	3.0	1	0	0	0	2

SPORTS ILLUSTRATED
 PHOTO ILLUSTRATION
 NATIONAL FOOTBALL LEAGUE
 2001 IN REVIEW
 CLUB HISTORY
 POSTSEASON HISTORY
 PLAYERS BY POSITION
 2007 OFFICIALS
 GENERAL INFORMATION



1997 POSTSEASON BOXSCORES

NLCS GAME TWO - OCTOBER 8, 1997 ATLANTA BRAVES 7, FLORIDA MARLINS 1

	1	2	3	4	5	6	7	8	9	R	H	E	LOB
MARLINS	0	0	0	0	0	0	1	0	1	3	1		4
BRAVES	3	0	2	0	0	0	2	0	X	7	13	0	8

Umpires - HP, Williams; 1B, Winters; 2B, Layne; 3B, Gregg; LF, Pulfi; RF, Froemming.

T - 2:51. A - 48,933.

Florida	AB	R	H	RBI	BB	SO
Kurt Abbott 2B	4	0	2	0	0	1
Edgar Renteria SS	3	0	0	0	1	0
Gary Sheffield RF	3	0	0	0	1	1
Bobby Bonilla 3B	4	0	0	0	0	2
Jeff Conine 1B	2	0	0	0	1	1
Ed Vosberg P	0	0	0	0	0	0
Craig Counsell PH	1	0	0	0	0	0
Jim Eisenreich LF	3	0	0	0	0	0
Charles Johnson C	2	1	0	0	1	0
Gregg Zaun C	0	0	0	0	0	0
Devon White CF	3	0	1	1	0	1
Alex Fernandez P	1	0	0	0	0	1
Al Leiter P	0	0	0	0	0	0
John Cangelosi PH	1	0	0	0	0	0
Felix Heredia P	0	0	0	0	0	0
Darren Daulton 1B	0	0	0	0	1	0
Team Totals	27	1	3	1	5	7

2B: Abbott (1, off Glavine); White (1, off Glavine).

GDP: Renteria (1); Eisenreich (1).

DP: 1, Bonilla-Johnson-Daulton.

E: Johnson (1).

Florida	IP	H	R	ER	BB	SO
Fernandez (L, 0-1)	2.2	6	5	5	1	3
Leiter	2.1	3	0	0	0	1
Heredia	1.1	3	2	2	2	2
Vosberg	1.2	1	0	0	0	2

Atlanta	AB	R	H	RBI	BB	SO
Kenny Lofton CF	5	1	1	0	0	3
Keith Lockhart 2B	3	2	2	1	0	0
Tony Graffanino 2B	2	1	1	0	0	1
Chipper Jones 3B	5	2	3	3	0	1
Fred McGriff 1B	3	0	1	0	1	1
Ryan Klesko LF	3	1	1	2	1	0
Danny Bautista LF	0	0	0	0	0	0
Javy Lopez C	2	0	1	1	1	0
Michael Tucker RF	2	0	0	0	0	0
Andruw Jones PH-RF	2	0	1	0	0	0
Jeff Blausler SS	4	0	1	0	0	0
Tom Glavine P	2	0	0	0	0	2
Mike Cather P	0	0	0	0	0	0
Greg Colbrunn PH	1	0	1	0	0	0
Mark Wohlers P	0	0	0	0	0	0
Team Totals	34	7	13	7	3	8

2B: Lopez (1, off Fernandez); Graffanino (1, off Heredia).

3B: Lockhart (1, off Fernandez).

HR: Klesko (2, off Fernandez; 1st inn, 1 on, 2 outs);

Jones (2, off Fernandez; 3rd inn, 1 on, 0 outs).

SF: Lopez (1, off Heredia).

SH: Glavine (1, off Leiter).

GDP: Blausler (1).

DP: 2, Blausler-Lockhart-McGriff 2.

Atlanta	IP	H	R	ER	BB	SO
Glavine (W, 1-0)	7.2	3	1	1	4	5
Cather	0.1	0	0	0	0	1
Wohlers	1.0	0	0	0	1	1

NLCS GAME THREE - OCTOBER 10, 1997 FLORIDA MARLINS 5, ATLANTA BRAVES 2

	1	2	3	4	5	6	7	8	9	R	H	E	LOB
BRAVES	0	0	0	1	0	1	0	0	0	2	6	1	6
MARLINS	0	0	0	1	0	4	0	0	X	5	8	1	7

Umpires - HP, Winters; 1B, Layne; 2B, Gregg; 3B, Pulfi; LF, Froemming; RF, Williams.

T - 2:59. A - 53,857.

Atlanta	AB	R	H	RBI	BB	SO
Kenny Lofton CF	4	1	1	0	0	0
Jeff Blausler SS	3	1	1	0	1	2
Chipper Jones 3B	2	0	0	0	0	1
Fred McGriff 1B	3	0	1	1	0	1
Javy Lopez C	3	0	0	1	0	2
Andruw Jones RF	2	0	1	0	1	0
Michael Tucker PH	1	0	0	0	0	0
Ryan Klesko LF	4	0	1	0	0	0
Tony Graffanino 2B	2	0	0	0	0	0
Keith Lockhart PH-2B	2	0	1	0	0	0
John Smoltz P	2	0	0	0	0	1
Tommy Gregg PH	1	0	0	0	0	0
Mike Cather P	0	0	0	0	0	0
Kerry Ligtenberg P	0	0	0	0	0	0
Team Totals	29	2	6	2	3	6

SF: McGriff (1, off Saunders); Lopez (2, off Hernandez).

SH: Jones (1, off Saunders).

GDP: Graffanino (1).

DP: 1, Jones-McGriff.

E: Lofton (2).

Atlanta	IP	H	R	ER	BB	SO
Smoltz (L, 0-1)	6.0	5	5	5	5	9
Mike Cather	1.0	2	0	0	0	0
Ligtenberg	1.0	1	0	0	0	1

Florida	AB	R	H	RBI	BB	SO
John Cangelosi LF	3	0	0	0	1	0
Edgar Renteria SS	4	1	1	0	0	1
Gary Sheffield RF	3	2	2	1	1	0
Bobby Bonilla 3B	4	0	1	0	0	1
Alex Arias 3B	0	0	0	0	0	0
Darren Daulton 1B	3	1	1	1	0	1
Jeff Conine 1B	1	0	0	0	0	0
Devon White CF	2	1	1	0	2	0
Charles Johnson C	3	0	1	3	0	2
Craig Counsell 2B	3	0	1	0	1	1
Tony Saunders P	2	0	0	0	0	2
Livan Hernandez P	1	0	0	0	0	1
Dennis Cook P	0	0	0	0	0	0
Moses Alou PH	1	0	0	0	0	1
Robb Nen P	0	0	0	0	0	0
Team Totals	30	5	8	5	5	10

2B: Renteria (1, off Smoltz); Daulton (1, off Smoltz);

Johnson (2, off Smoltz).

HR: Sheffield (1, off Smoltz; 4th inn, 0 on, 2 outs).

SH: Johnson (1, off Ligtenberg).

DP: 1, Renteria-Counsell-Daulton.

E: Counsell (1).

Florida	IP	H	R	ER	BB	SO
Saunders	5.1	4	2	2	3	3
Hernandez (W, 1-0)	1.2	2	0	0	0	1
Cook	1.0	0	0	0	0	2
Nen (S, 2)	1.0	0	0	0	0	0

FRONT OFFICE
 FIELD STAFF
 MANAGER
 COACHES
 MEDIA RELATIONS
 CLUB HISTORY
 POSTSEASON HISTORY
 PLAYER DEVELOPMENT
 JERSEY DONATIONS
 STADIUM INFORMATION



1997 POSTSEASON BOXSCORES

NLCS GAME FOUR - OCTOBER 11, 1997 ATLANTA BRAVES 4, FLORIDA MARLINS 0

	1	2	3	4	5	6	7	8	9	R	H	E	LOB
BRAVES	1	0	1	0	2	0	0	0	0	4	11	0	8
MARLINS	0	0	0	0	0	0	0	0	0	0	4	0	5

Umpires - HP, Layne; 1B, Gregg; 2B, Pulli; 3B, Froemming; LF, Williams; RF, Winters;

T - 2:48. A - 54,890.

Atlanta	AB	R	H	RBI	BB	SO
Kenny Lofton CF	5	0	1	0	0	1
Jeff Blausler SS	3	2	1	1	2	1
Chipper Jones 3B	5	2	3	0	0	0
Fred McGriff 1B	3	0	2	2	1	1
Javy Lopez C	4	0	0	0	0	2
Andrew Jones RF	4	0	2	1	0	0
Danny Bautista LF	4	0	1	0	0	0
Tony Goffanino 2B	4	0	1	0	0	2
Denny Neagle P	3	0	0	0	0	1
Team Totals	35	4	11	4	3	8

2B: Jones (1, off Leiter); McGriff (1, off Leiter).

HR: Blausler (1, off Leiter; 5th inn, 0 on, 0 outs).

SH: Neagle (1, off Leiter).

GIDP: Lofton (1).

Atlanta	IP	H	R	ER	BB	SO
Neagle (W, 1-0)	9.0	4	0	0	1	7

Florida	AB	R	H	RBI	BB	SO
Kurt Abbott 2B	4	0	1	0	0	1
Edgar Renteria SS	4	0	1	0	0	1
Gary Sheffield RF	3	0	0	0	1	0
Bobby Bonilla 3B	4	0	0	0	0	1
Jeff Conine 1B	4	0	0	0	0	1
Moises Alou LF	3	0	0	0	0	0
Charles Johnson C	3	0	0	0	0	2
Devon White CF	3	0	0	0	0	0
Al Leiter P	1	0	0	0	0	1
Alex Arias PH	1	0	1	0	0	0
Felix Heredia P	0	0	0	0	0	0
John Cangelosi PH	1	0	1	0	0	0
Ed Vosberg P	0	0	0	0	0	0
Team Totals	31	0	4	0	1	7

DP: 1, Leiter-Renteria-Conine.

Florida	IP	H	R	ER	BB	SO
Leiter (L, 0-1)	6.0	10	4	4	2	5
Heredia	2.0	0	0	0	0	2
Vosberg	1.0	1	0	0	1	1

NLCS GAME FIVE - OCTOBER 12, 1997 FLORIDA MARLINS 2, ATLANTA BRAVES 1

	1	2	3	4	5	6	7	8	9	R	H	E	LOB
BRAVES	0	1	0	0	0	0	0	0	0	1	3	0	3
MARLINS	1	0	0	0	0	1	0	X		2	5	0	3

Umpires - HP, Gregg; 1B, Pulli; 2B, Froemming; 3B, Williams; LF, Winters; RF, Layne.

T - 2:27. A - 51,982.

Atlanta	AB	R	H	RBI	BB	SO
Kenny Lofton CF	3	0	1	0	1	1
Keith Lockhart 2B	3	0	0	0	0	1
Chipper Jones 3B	4	0	0	0	0	2
Fred McGriff 1B	4	0	1	0	0	3
Ryan Klesko LF	3	0	0	0	0	2
Michael Tucker RF	3	1	1	1	0	2
Andrew Jones RF	0	0	0	0	0	0
Eddie Perez C	3	0	0	0	0	0
Jeff Blausler SS	3	0	0	0	0	2
Greg Maddux P	2	0	0	0	0	1
Tommy Gregg PH	1	0	0	0	0	0
Mike Cather P	0	0	0	0	0	0
Team Totals	29	1	3	1	2	15

3B: Lofton (1, off Hernandez).

HR: Tucker (1, off Hernandez; 2nd inn, 0 on, 0 outs).

DP: 1, Maddux-Blausler-McGriff.

CS: Lofton (1, 2nd base by Hernandez/Johnson).

Atlanta	IP	H	R	ER	BB	SO
Maddux (L, 0-2)	7.0	4	2	2	1	9
Cather	1.0	1	0	0	0	1

Florida	AB	R	H	RBI	BB	SO
Devon White CF	3	1	0	0	0	2
Edgar Renteria SS	4	0	0	0	0	2
Gary Sheffield RF	2	0	0	0	1	1
Bobby Bonilla 3B	3	1	3	1	0	0
Jeff Conine 1B	3	0	1	1	0	0
Moises Alou LF	3	0	0	0	0	2
Charles Johnson C	3	0	0	0	0	2
Craig Counsell 2B	3	0	1	0	0	1
Livan Hernandez P	2	0	0	0	0	0
Team Totals	26	2	5	2	1	10

2B: Bonilla (1, off Maddux).

SH: Hernandez (1, off Cather).

HBP: White (1, by Maddux).

GIDP: Conine (1).

SB: White (1, 2nd base off Maddux/Perez).

Florida	IP	H	R	ER	BB	SO
Hernandez (W, 2-0)	9.0	3	1	1	2	15

HOME OFFICE
 MIAMI
 MAINTENANCE
 2001 MIAMI
 CLUB HISTORY
 POSTSEASON HISTORY
 FUTURE DEVELOPMENT
 2007 OPPONENTS
 ANNUAL INFORMATION



1997 POSTSEASON BOXSCORES

NLCS GAME SIX - OCTOBER 14, 1997 FLORIDA MARLINS 7, ATLANTA BRAVES 4

	1	2	3	4	5	6	7	8	9	R	H	E	LOB
MARLINS	4	0	0	0	0	3	0	0	0	7	10	1	11
BRAVES	1	2	0	0	0	0	0	0	1	4	11	1	8

Umpires - HP: Pulli; 1B, Froemming; 2B: Williams; 3B: Winters; LF: Layne; RF: Gregg.

T - 3:10. A - 50,446.

Florida	AB	R	H	RBI	BB	SO
Devon White CF	5	2	2	0	0	2
Edgar Renteria SS	3	2	2	0	2	1
Gary Sheffield RF	3	2	1	0	2	1
Bobby Bonilla 3B	5	1	2	3	0	0
Alex Arias 3B	0	0	0	0	0	0
Jeff Conine 1B	4	0	1	0	0	2
Moises Alou LF	4	0	0	1	1	0
Charles Johnson C	2	0	0	1	2	0
Craig Counsell 2B	4	0	2	2	1	1
Kevin Brown P	4	0	0	0	0	2
Team Totals	34	7	10	7	8	9

SH: Conine (1, off Glavine); Brown (2, off Glavine).

HBP: Johnson (1, by Glavine).

GIDP: Alou (1).

E: Johnson (2).

CS: Johnson (1, 2nd base by Embree/Lopez).

Florida	IP	H	R	ER	BB	SO
Brown (W, 2-0)	9.0	11	4	4	1	8

Atlanta	AB	R	H	RBI	BB	SO
Kenny Lofton CF	5	1	1	1	0	2
Keith Lockhart 2B	5	1	4	2	0	0
Chipper Jones 3B	4	0	0	0	1	0
Fred McGriff 1B	4	0	1	0	0	1
Ryan Klesko LF	4	0	1	1	0	0
Javy Lopez C	4	0	0	0	0	2
Michael Tucker RF	4	0	0	0	0	2
Jeff Blausler SS	4	2	2	0	0	1
Tom Glavine P	1	0	1	0	0	0
Mike Cather P	0	0	0	0	0	0
Tommy Gregg PH	1	0	0	0	0	0
Kerry Ligtenberg P	0	0	0	0	0	0
Alan Embree P	0	0	0	0	0	0
Greg Colbrunn PH	1	0	1	0	0	0
Team Totals	37	4	11	4	1	8

SH: Glavine (2, off Brown).

DP: 2. Ligtenberg-Blausler-McGriff; Lopez-Lockhart.

E: Blausler (1).

SB: Lofton (1, 2nd base off Brown/Johnson).

Atlanta	IP	H	R	ER	BB	SO
Glavine (L, 1-1)	5.2	10	7	7	7	4
Cather	0.1	0	0	0	0	1
Ligtenberg	2.0	0	0	0	0	3
Embree	1.0	0	0	0	1	1

WORLD SERIES GAME ONE - OCTOBER 18, 1997 FLORIDA MARLINS 7, CLEVELAND INDIANS 4

	1	2	3	4	5	6	7	8	9	R	H	E	LOB
INDIANS	1	0	0	0	1	1	0	1	0	4	11	0	12
MARLINS	0	0	1	4	2	0	0	0	X	7	7	1	6

Umpires - HP, Montague; 1B, Ford; 2B, West; 3B, Kosci; LF, Marsh; RF, Kaiser.

T - 3:19. A - 67,245.

Cleveland	AB	R	H	RBI	BB	SO
Bip Roberts 2B	4	1	2	0	1	0
Omar Vizquel SS	4	0	0	0	0	2
Manny Ramirez RF	3	1	1	1	2	0
David Justice LF	4	0	2	1	1	0
Matt Williams 3B	5	0	1	0	0	1
Jim Thome 1B	5	1	1	1	0	2
Sandy Alomar C	5	0	1	0	0	2
Marquis Grissom CF	3	1	2	0	1	1
Orel Hershiser P	2	0	0	0	0	1
Jeff Juden P	0	0	0	0	0	0
Jeff Branson PH	1	0	0	0	0	1
Eric Plunk P	0	0	0	0	0	0
Brian Giles PH	1	0	1	1	0	0
Paul Assenmacher P	0	0	0	0	0	0
Team Totals	37	4	11	4	5	10

2B: Roberts 2 (3, 2 off Hernandez); Grissom (1, off Hernandez); Giles (4, off Powell).

HR: Ramirez (3, off Hernandez; 5th inn, 0 on, 2 outs);

Thome (1, off Hernandez; 6th inn, 0 on, 1 out).

SH: Vizquel (1, off Hernandez).

DP: 1. Roberts-Vizquel-Thome.

Cleveland	IP	H	R	ER	BB	SO
Hershiser (L, 0-1)	4.1	6	7	7	4	2
Juden	0.2	0	0	0	2	0
Plunk	2.0	1	0	0	1	1
Assenmacher	1.0	0	0	0	0	2

Florida	AB	R	H	RBI	BB	SO
Devon White CF	4	0	0	0	1	1
Edgar Renteria SS	4	0	0	1	0	0
Gary Sheffield RF	2	1	0	0	2	1
Bobby Bonilla 3B	3	2	2	0	1	1
Darren Daulton 1B	2	1	1	0	0	0
Jeff Conine 1B	2	0	1	1	0	0
Moises Alou LF	3	1	1	3	1	1
Charles Johnson C	3	1	1	1	1	0
Craig Counsell 2B	3	1	1	0	1	0
Livan Hernandez P	2	0	0	0	0	0
Dennis Cook P	0	0	0	0	0	0
Jay Powell P	0	0	0	0	0	0
John Cangelosi PH	1	0	0	0	0	1
Robb Nen P	0	0	0	0	0	0
Team Totals	29	7	7	6	7	5

2B: Counsell (1, off Hershiser).

HR: Alou (1, off Hershiser; 4th inn, 2 on, 0 out);

Johnson (1, off Hershiser; 4th inn, 0 on, 0 out).

SH: Hernandez (1, off Hershiser).

GIDP: Conine (1).

E: Sheffield (1).

Florida	IP	H	R	ER	BB	SO
Hernandez (W, 1-0)	5.2	8	3	3	2	5
Cook	1.2	0	0	0	1	2
Powell	0.2	1	1	1	2	1
Nen (S, 1)	1.0	2	0	0	0	2



1997 POSTSEASON BOXSCORES

WORLD SERIES GAME TWO - OCTOBER 19, 1997 CLEVELAND INDIANS 6, FLORIDA MARLINS 1

	1	2	3	4	5	6	7	8	9	R	H	E	LOB
INDIANS	1	0	0	0	3	2	0	0	0	6	14	0	6
MARLINS	1	0	0	0	0	0	0	0	0	1	8	0	9

Umpires - HP, Ford; 1B, West; 2B, Kosci; 3B, Marsh; LF, Kaiser; RF, Mantague.

T - 2:48. A - 67,025.

Cleveland	AB	R	H	RBI	BB	SO
Bip Roberts 2B	3	0	1	2	0	1
Tony Fernandez PH-2B	2	0	2	0	0	0
Omar Vizquel SS	4	1	2	0	1	0
Mariny Ramirez RF	5	0	0	0	0	1
David Justice LF	3	0	1	1	1	1
Matt Williams 3B	4	2	2	0	0	0
Jim Thome 1B	4	0	1	0	0	1
Sandy Alomar C	4	2	2	2	0	0
Marquis Grissom CF	4	1	3	1	0	0
Chad Ogea P	2	0	0	0	0	1
Michael Jackson P	1	0	0	0	0	0
Jose Mesa P	0	0	0	0	0	0
Team Totals	36	6	14	6	2	5

2B: Vizquel (1, off Brown); Fernandez (1, off Heredia).

HR: Alomar (1, off Brown; 6th inn, 1 on, 2 outs).

SH: Ogea (1, off Brown).

GDP: Alomar (1); Ramirez 2 (2).

DP: 1. Williams-Roberts-Thome.

CS: Justice (1, 2nd base by Brown/Johnson).

Cleveland	IP	H	R	ER	BB	SO
Ogea (W, 1-0)	6.2	7	1	1	1	4
Jackson	1.1	1	0	0	0	1
Mesa	1.0	0	0	0	1	1

Florida	AB	R	H	RBI	BB	SO
Devon White CF	5	0	2	0	0	1
Edgar Renteria SS	4	1	2	0	0	1
Gary Sheffield RF	2	0	1	0	1	0
Bobby Bonilla 3B	4	0	0	0	0	1
Jeff Conine 1B	3	0	1	1	0	0
Darren Daulton PH-1B	1	0	0	0	0	0
Moises Alou LF	4	0	2	0	0	0
Charles Johnson C	3	0	0	0	0	1
Gregg Zaun PH	1	0	0	0	0	0
Craig Counsell 2B	3	0	0	0	1	0
Kevin Brown P	2	0	0	0	0	1
Felix Heredia P	0	0	0	0	0	0
Jim Eisenreich PH	1	0	0	0	0	0
Antonio Alfonseca P	0	0	0	0	0	0
Cliff Floyd PH	1	0	0	0	0	1
Team Totals	34	1	8	1	2	6

2B: Renteria (1, off Ogea); Alou 2 (2, 2 off Ogea);

White (1, off Ogea).

HBP: Sheffield (1, by Ogea).

GDP: Sheffield (1).

DP: 3. Bonilla-Counsell-Conine; Counsell-Renteria-Conine; Bonilla-Counsell-Daulton.

Florida	IP	H	R	ER	BB	SO
Brown (L, 0-1)	6.0	10	6	6	2	4
Heredia	1.0	1	0	0	0	1
Alfonseca	2.0	3	0	0	0	0

WORLD SERIES GAME THREE - OCTOBER 21, 1997 FLORIDA MARLINS 14, CLEVELAND INDIANS 11

	1	2	3	4	5	6	7	8	9	R	H	E	LOB
MARLINS	1	0	1	0	2	2	0	7		14	16	3	9
INDIANS	2	0	0	3	2	0	0	4		11	10	3	9

Umpires - HP, West; 1B, Kosci; 2B, Marsh; 3B, Kaiser; LF, Mantague; RF, Ford

T - 4:12. A - 44,880.

Florida	AB	R	H	RBI	BB	SO
Devon White CF	5	0	1	0	1	1
Edgar Renteria SS	4	2	2	1	2	0
Gary Sheffield RF	5	2	3	5	1	0
Bobby Bonilla 3B	5	1	1	2	1	1
Darren Daulton 1B	4	3	2	1	2	0
Jeff Conine 1B	0	0	0	0	0	0
Moises Alou LF	5	0	0	0	0	3
Jim Eisenreich DH	3	1	2	2	0	0
Kurt Abbott PH	1	0	0	0	0	1
Cliff Floyd PH	0	1	0	0	1	0
Charles Johnson C	5	2	3	0	0	0
Craig Counsell 2B	5	2	2	1	0	2
Team Totals	42	14	16	12	8	8

2B: Sheffield (1, off Jackson).

HR: Sheffield (3, off Nagy; 1st inn, 0 on, 2 outs);

Daulton (1, off Nagy; 4th inn, 0 on, 0 out);

Eisenreich (1, off Nagy; 6th inn, 1 on, 2 outs).

GDP: Bonilla (1); Sheffield (2).

DP: 1. Counsell-Renteria-Daulton.

E: Bonilla 2 (2); Leiter (1).

Florida	IP	H	R	ER	BB	SO
Leiter	4.2	6	7	4	6	3
Heredia	2.1	0	0	0	1	0
Cook (W, 1-0)	1.0	1	0	0	0	1
Nen	1.0	3	4	4	2	1

Cleveland	AB	R	H	RBI	BB	SO
Bip Roberts LF	5	1	1	2	0	1
Omar Vizquel SS	4	0	0	1	2	1
Manny Ramirez RF	5	0	1	1	0	0
David Justice DH	3	2	0	0	2	0
Matt Williams 3B	5	0	1	1	0	2
Sandy Alomar C	3	2	2	1	1	0
Brian Giles PH	0	1	0	0	1	0
Jim Thome 1B	4	3	2	2	1	1
Tony Fernandez 2B	4	0	1	1	0	0
Marquis Grissom CF	3	2	2	1	2	0
Team Totals	36	11	10	10	9	5

2B: Roberts (3, off Nen).

HR: Thome (2, off Leiter; 5th inn, 1 on, 1 out).

SH: Fernandez (1, off Nen).

SH: Roberts (1, off Cook).

GDP: Grissom (1).

DP: 2. Thome-Vizquel-Nagy; Vizquel-Fernandez-Thome.

E: Thome (1); Fernandez (1); Grissom (1).

Cleveland	IP	H	R	ER	BB	SO
Nagy	6.0	6	5	5	4	5
Anderson	0.1	1	1	1	0	0
Jackson	0.2	2	1	1	1	0
Assenmacher	0.2	3	0	0	0	1
Plunk (L, 0-1)	0.2	2	4	3	2	1
Morman	0.1	0	2	0	1	1
Mesa	0.1	2	1	1	0	0

1997 POSTSEASON BOXSCORES

WORLD SERIES GAME FOUR - OCTOBER 22, 1997 CLEVELAND INDIANS 10, FLORIDA MARLINS 3

	1	2	3	4	5	6	7	8	9	R	H	E	LOB
MARLINS	0	0	0	1	0	2	0	0	0	3	6	2	6
INDIANS	3	0	3	0	0	1	1	2	X	10	15	0	10

Umpires - HP, Kosc; 1B, Marsh; 2B, Kaiser; 3B, Montague; LF, Ford; RF, West.

T - 3:15. A - 44,877.

Florida	AB	R	H	RBI	BB	SO
Devon White CF	4	0	0	0	0	4
Edgar Renteria SS	4	0	1	0	0	0
Gary Sheffield RF	3	0	0	0	1	2
Bobby Bonilla 3B	4	0	0	0	0	0
Darren Daulton 1B	3	2	2	0	1	0
Moises Alou LF	3	1	1	2	1	0
Jim Eisenreich DH	2	0	2	1	1	0
Alex Arias PH	1	0	0	0	0	0
Charles Johnson C	4	0	0	0	0	1
Craig Counsell 2B	2	0	0	0	1	0
Kurt Abbott PH	1	0	0	0	0	0
Team Totals	31	3	6	3	5	7

2B: Daulton (1, off Wright).

HR: Alou (2, off Wright; 6th inn, 1 on, 1 out).

GIDP: Bonilla (2).

E: Renteria (1); Saunders (1).

SB: Counsell (1, 2nd base off Wright/Alomar).

Florida	IP	H	R	ER	BB	SO
Saunders (L, 0-1)	2.0	7	6	6	3	2
Alfonseca	3.0	3	0	0	0	4
Vosberg	2.0	3	2	2	2	1
Powell	1.0	2	2	2	1	0

Cleveland	AB	R	H	RBI	BB	SO
Bip Roberts LF	4	0	1	0	0	2
Brian Giles LF	1	0	1	1	0	0
Omar Vizquel SS	5	2	2	0	0	0
Manny Ramirez RF	4	2	1	2	1	1
David Justice DH	3	2	1	0	2	2
Matt Williams 3B	3	3	3	2	2	0
Sandy Alomar C	5	0	3	3	0	0
Jim Thome 1B	4	0	1	0	1	1
Tony Fernandez 2B	5	1	2	1	0	0
Marquis Grissom CF	4	0	0	0	0	1
Team Totals	38	10	15	9	6	7

2B: Alomar (1, off Saunders); Roberts (4, off Saunders).

HR: Ramirez (4, off Saunders; 1st inn, 1 on, 1 out);

Williams (2, off Powell; 8th inn, 1 on, 1 out).

DP: 2, Fernandez-Vizquel-Thome; Thome;

SB: Vizquel (1, 2nd base off Vosberg/Johnson).

CS: Giles (1, 2nd base by Vosberg/Johnson).

Cleveland	IP	H	R	ER	BB	SO
Wright (W, 1-0)	6.0	5	3	3	5	5
Anderson (S, 1)	3.0	1	0	0	0	2

WORLD SERIES GAME FIVE - OCTOBER 23, 1997 FLORIDA MARLINS 8, CLEVELAND INDIANS 7

	1	2	3	4	5	6	7	8	9	R	H	E	LOB
MARLINS	0	2	0	0	0	4	0	1	1	8	15	2	9
INDIANS	0	1	3	0	0	0	0	0	3	7	9	0	9

Umpires - HP, Marsh; 1B, Kaiser; 2B, Montague; 3B, Ford; LF, West; RF, Kosc.

T - 3:39. A - 44,888.

Florida	AB	R	H	RBI	BB	SO
Devon White CF	4	0	2	2	1	0
Edgar Renteria SS	5	0	1	0	0	2
Gary Sheffield RF	5	1	2	0	0	0
Bobby Bonilla 3B	4	1	1	0	1	0
Alex Arias PR-3B	0	1	0	0	0	0
Darren Daulton DH	5	1	2	0	0	0
Moises Alou LF	5	2	3	4	0	1
Jeff Conine 1B	5	1	1	0	0	0
Charles Johnson C	5	1	3	2	0	2
Craig Counsell 2B	2	0	0	0	2	1
Team Totals	40	8	15	8	4	6

2B: Daulton (2, off Hershiser); White (2, 1 off Hershiser; 1 off Assenmacher); Bonilla (1, off Mesa).

HR: Alou (3, off Hershiser; 6th inn, 2 on, 2 outs).

GIDP: Bonilla (3).

DP: 2, Renteria-Counsell-Conine; Hernandez-Renteria-Conine.

E: Hernandez (1); Counsell (1).

SB: Alou (1, 2nd base off Juden/Alomar);

Daulton (1, 3rd base off Mesa/Alomar).

Florida	IP	H	R	ER	BB	SO
Hernandez (W, 2-0)	8.0	7	6	5	8	2
Nen (S, 4)	1.0	2	1	0	0	1

Cleveland	AB	R	H	RBI	BB	SO
Bip Roberts 2B	3	1	0	0	2	0
Omar Vizquel SS	4	1	1	0	0	0
Manny Ramirez RF	5	0	1	0	0	1
David Justice DH	5	0	1	2	0	1
Matt Williams 3B	3	2	1	0	2	0
Jim Thome 1B	4	2	2	1	1	0
Sandy Alomar C	5	1	2	4	0	0
Brian Giles LF	1	0	0	0	3	1
Marquis Grissom CF	4	0	1	0	0	0
Team Totals	34	7	9	7	8	3

3B: Thome (1, off Hernandez).

HR: Alomar (2, off Hernandez; 3rd inn, 2 on, 2 outs).

SH: Vizquel (2, off Hernandez).

GIDP: Alomar (2); Justice (1).

DP: 1, Roberts-Vizquel-Thome.

Cleveland	IP	H	R	ER	BB	SO
Hershiser (L, 0-2)	5.2	9	6	6	2	3
Morman	0.0	0	0	0	1	0
Plunk	0.1	0	0	0	1	1
Juden	1.1	2	1	1	0	0
Assenmacher	0.2	1	0	0	0	1
Mesa	1.0	3	1	1	0	1



1997 POSTSEASON BOXSCORES

WORLD SERIES GAME SIX - OCTOBER 25, 1997 CLEVELAND INDIANS 4, FLORIDA MARLINS 1

	1	2	3	4	5	6	7	8	9	R	H	E	LOB
INDIANS	0	2	1	0	1	0	0	0	0	4	7	0	5
MARLINS	0	0	0	0	1	0	0	0	0	1	8	0	11

Umpires - HP, Kaiser; 1B, Montague; 2B, Ford; 3B, West; LF, Kosci; RF, Marsh.

T - 3:15. A - 67,498.

Cleveland	AB	R	H	RBI	BB	SO
Bip Roberts 2B	3	0	1	0	0	1
Tony Fernandez 2B	1	0	1	0	0	0
Omar Vizquel SS	4	1	1	0	0	0
Manny Ramirez RF	1	0	0	2	1	0
David Justice LF	4	0	0	0	0	1
Matt Williams 3B	4	1	2	0	0	1
Jim Thome 1B	3	1	0	0	1	2
Sandy Alomar C	3	0	0	0	1	1
Marquis Grissom CF	3	0	0	0	1	1
Chad Ogea P	2	1	2	2	0	0
Michael Jackson P	1	0	0	0	0	1
Paul Assenmacher P	0	0	0	0	0	0
Kevin Seitzer PH	1	0	0	0	0	0
Jose Mesa P	0	0	0	0	0	0
Team Totals	30	4	7	4	4	8

2B: Vizquel (2, off Brown); Ogea (1, off Brown); Williams (1, off Powell).

SF: Ramirez 2 (2, 2 off Brown).

GIDP: Roberts (1).

SB: Vizquel 2 (3, 3rd base off Brown/Johnson; 2nd base off Powell/Johnson).

CS: Roberts (1, 2nd base by Brown/Johnson).

Cleveland	IP	H	R	ER	BB	SO
Ogea (W, 2-0)	5.0	4	1	1	2	1
Jackson	2.0	2	0	0	2	2
Assenmacher	1.0	1	0	0	0	1
Mesa (S, 1)	1.0	1	0	0	0	1

Florida	AB	R	H	RBI	BB	SO
Devon White CF	5	0	3	0	0	1
Edgar Renteria SS	5	0	0	0	0	2
Gary Sheffield RF	3	0	0	0	2	0
Bobby Bonilla 3B	4	0	0	0	0	0
Jeff Conine 1B	2	0	0	0	0	1
Jim Eisenreich PH-1B	1	0	0	0	1	1
Moises Alou LF	3	1	1	0	1	0
Charles Johnson C	4	0	2	0	0	0
Craig Counsell 2B	4	0	1	0	0	1
Kevin Brown P	1	0	0	0	0	0
Darren Daulton PH	0	0	0	1	0	0
Felix Heredia P	0	0	0	0	0	0
John Cangelosi PH	1	0	1	0	0	0
Jay Powell P	0	0	0	0	0	0
Ed Vosberg P	0	0	0	0	0	0
Cliff Floyd PH	1	0	0	0	0	0
Team Totals	34	1	8	1	4	5

3B: White (1, off Mesa).

SF: Daulton (1, off Ogea).

DP: 1, Counsell-Renteria-Conine.

SB: White (1, 2nd base off Ogea/Alomar).

Florida	IP	H	R	ER	BB	SO
Brown (L, 0-2)	5.0	5	4	4	3	2
Heredia	2.0	0	0	0	0	4
Powell	1.0	2	0	0	0	1
Vosberg	1.0	0	0	0	1	1

WORLD SERIES GAME SEVEN - OCTOBER 26, 1997 FLORIDA MARLINS 3, CLEVELAND INDIANS 2

	1	2	3	4	5	6	7	8	9	10	11	R	H	E	LOB
INDIANS	0	0	2	0	0	0	0	0	0	0	0	3	6	2	8
MARLINS	0	0	0	0	0	1	0	1	0	1	0	3	8	0	12

Umpires - HP, Montague; 1B, Ford; 2B, West; 3B, Kosci; LF, Marsh; RF, Kaiser.

T - 4:10. A - 67,204.

Cleveland	AB	R	H	RBI	BB	SO
Omar Vizquel SS	5	0	1	0	0	2
Tony Fernandez 2B	5	0	2	2	0	1
Manny Ramirez RF	3	0	0	0	0	2
David Justice LF	5	0	0	0	0	3
Matt Williams 3B	2	0	0	0	0	3
Sandy Alomar C	5	0	1	0	0	0
Jim Thome 1B	4	1	1	0	1	0
Marquis Grissom CF	4	1	1	0	0	1
Jaret Wright P	2	0	0	0	0	2
Paul Assenmacher P	0	0	0	0	0	0
Michael Jackson P	0	0	0	0	0	0
Brian Anderson P	0	0	0	0	0	0
Brian Giles PH	1	0	0	0	0	0
Jose Mesa P	0	0	0	0	0	0
Charles Nagy P	0	0	0	0	0	0
Team Totals	36	2	6	2	6	13

SH: Wright (1, off Leiter).

GIDP: Thome 2 (2).

DP: 1, Fernandez-Vizquel-Thome.

E: Fernandez (2); Ramirez (1).

SB: Vizquel 2 (5, 2nd base off Leiter/Johnson; 3rd base off Leiter/Johnson).

Cleveland	IP	H	R	ER	BB	SO
Wright	6.1	2	1	1	5	7
Assenmacher	0.2	0	0	0	0	1
Jackson	0.2	0	0	0	0	1
Anderson	0.1	0	0	0	0	0
Mesa	1.2	4	1	1	0	2
Nagy (L, 0-1)	1.0	2	1	0	1	0

Florida	AB	R	H	RBI	BB	SO
Devon White CF	6	0	0	0	0	2
Edgar Renteria SS	5	0	3	1	1	0
Gary Sheffield RF	4	0	1	0	1	2
Darren Daulton 1B	3	0	0	0	0	0
Jeff Conine PH-1B	1	0	0	0	0	0
Robb Nen P	0	0	0	0	0	0
John Cangelosi PH	1	0	0	0	0	1
Jay Powell P	0	0	0	0	0	0
Moises Alou LF	5	1	1	0	0	1
Bobby Bonilla 3B	5	1	2	1	0	2
Charles Johnson C	4	0	1	0	0	2
Gregg Zaun PR-C	1	0	0	0	0	0
Craig Counsell 2B	3	1	0	1	1	1
Al Leiter P	0	0	0	0	2	0
Dennis Cook P	0	0	0	0	0	0
Cliff Floyd PH	0	0	0	0	0	0
Kurt Abbott PH	1	0	0	0	0	0
Antonio Alfonseca P	0	0	0	0	0	0
Felix Heredia P	0	0	0	0	0	0
Jim Eisenreich 1B	1	0	0	0	1	0
Team Totals	40	3	8	3	6	11

2B: Renteria (2, off Wright).

HR: Bonilla (1, off Wright; 7th Inn, 0 on, 0 out).

SF: Counsell (1, off Mesa).

GIDP: Daulton (1).

DP: 2, Daulton-Renteria-Daulton; Counsell-Renteria-Eisenreich.

Florida	IP	H	R	ER	BB	SO
Leiter	6.0	4	2	2	4	7
Cook	1.0	0	0	0	0	2
Alfonseca	1.1	0	0	0	1	1
Heredia	0.0	1	0	0	0	0
Nen	1.2	1	0	0	0	3
Powell (W, 1-0)	1.0	0	0	0	1	0



1997 POSTSEASON STATISTICS

BATTER	AVG	G	AB	R	H	2B	3B	HR	RBI	SH	SF	HP	BB	SO	SB	CS	GDP	E
Abbott, K.	.263	8	19	0	5	1	0	0	0	0	0	0	0	3	0	0	1	0
Alou, M.	.228	15	57	7	13	4	0	3	15	0	0	0	4	12	1	0	2	0
Arias, A.	.667	6	3	1	2	0	0	0	1	0	0	0	0	0	0	0	0	0
Bonilla, B.	.250	16	64	9	16	2	0	2	10	0	0	0	6	12	0	0	4	2
Cangelosi, J.	.222	7	9	0	2	0	0	0	0	0	0	0	1	2	0	0	0	0
Conine, J.	.214	15	42	5	9	1	0	0	3	1	0	0	2	4	0	0	2	1
Counsell, C.	.293	15	41	4	12	2	0	0	5	1	1	0	10	8	1	0	0	3
Daulton, D.	.364	10	22	8	8	3	0	1	3	0	1	0	4	2	1	0	1	0
Eisenreich, J.	.364	8	11	1	4	0	0	1	3	0	0	0	5	1	0	0	1	0
Floyd, C.	.000	4	2	1	0	0	0	0	0	0	0	0	1	1	0	0	0	0
Johnson, C.	.264	16	53	10	14	3	0	2	10	1	0	2	7	16	0	1	0	2
Renteria, E.	.242	16	66	8	16	3	0	0	4	0	0	1	8	15	1	0	2	3
Sheffield, G.	.320	16	50	13	16	2	0	3	7	0	0	1	20	8	1	0	2	1
Wehner, J.	.000	1	0	0	0	0	0	0	0	0	0	0	0	0	0	0	0	0
White, D.	.215	16	65	5	14	4	1	1	7	0	0	1	7	20	2	0	0	0
Zaun, G.	.000	3	2	0	0	0	0	0	0	0	0	0	0	0	0	0	0	0
Brown, K.	.000	5	11	0	0	0	0	0	0	2	0	0	0	6	0	0	0	0
Fernandez, A.	.000	2	3	0	0	0	0	0	0	0	0	0	1	2	0	0	0	0
Hernandez, L.	.000	5	6	0	0	0	0	0	0	2	0	0	0	1	0	0	0	1
Leiter, A.	.000	5	2	0	0	0	0	0	0	0	0	0	2	1	0	0	0	1
Saunders, T.	.000	2	2	0	0	0	0	0	0	0	0	0	2	0	0	0	0	1
MARLINS		16	530	72	131	25	1	13	68	7	2	5	78	116	7	1	15	15

PINCH HITTING (AB-H-HR-RBI): Team (22-4-0-2); Abbott (4-0-0-0); Alou (1-0-0-0); Arias (3-2-0-1); Cangelosi (6-2-0-0); Conine (1-0-0-0); Counsell (1-0-0-0); Daulton (2-0-0-1); Eisenreich (1-0-0-0); Floyd (2-0-0-0); Zaun (1-0-0-0)

PITCHER	ERA	W-L	G	GS	CG	SHO	SV	IP	H	R	ER	HR	HB	BB	SO	
WP																
Alfonseca, A.	0.00	0-0	3	0	0	0	0	6.1	6	0	0	0	0	1	5	0
Brown, K.	4.91	2-2	5	5	1	0	0	33.0	35	18	18	4	1	10	22	0
Cook, D.	0.00	2-0	7	0	0	0	0	9.0	1	0	0	0	1	2	10	0
Fernandez, A.	6.52	1-1	2	2	0	0	0	9.2	13	7	7	4	0	1	8	0
Heredia, F.	2.08	0-0	6	0	0	0	0	8.2	9	6	4	0	0	4	9	0
Hernandez, L.	3.18	4-0	5	3	1	0	4	28.1	23	11	10	4	0	12	26	1
Leiter, A.	5.48	0-1	5	4	0	0	0	23.0	30	17	14	3	0	15	19	1
Nen, R.	4.15	1-0	8	0	0	0	0	8.2	9	6	4	0	0	4	9	1
Powell, J.	6.23	1-0	5	0	0	0	0	4.1	5	3	3	1	0	4	3	0
Saunders, T.	9.82	0-1	2	2	0	0	0	7.1	11	8	8	1	0	6	5	0
Vosberg, E.	3.18	0-0	4	0	0	0	0	5.2	5	2	2	0	0	4	5	0
MARLINS	4.25	11-5	16	16	2	0	4	144.0	143	74	68	17	2	62	121	3

MARLINS NOTES

EXPANDING INTO THE POSTSEASON

IN ONLY THEIR FIFTH SEASON, THE MARLINS BECAME THE FOURTH EXPANSION TEAM TO WIN THE WORLD SERIES. AT THE TIME, THE MARLINS WERE THE FASTEST EXPANSION TEAM TO WIN A WORLD SERIES TITLE AND THE SECOND-FASTEST TO REACH THE PLAYOFFS.

TEAM	EXPANSION		MADE		WON	
	YEAR	PLAYOFFS	SEASON	WORLD SERIES	SEASON	SEASON
DIAMONDBACKS	1998	1999	2ND	2001	4TH	
MARLINS	1993	1997	5TH	1997	5TH	
METS	1962	1969	8TH	1969	8TH	
BLUE JAYS	1977	1985	9TH	1992	16TH	
ROYALS	1969	1976	8TH	1985	17TH	
ROCKIES	1993	1995	3RD	---	---	
BREWERS	1969	1981	13TH	---	---	
NATIONALS	1969	1981	13TH	---	---	
PADRES	1969	1984	16TH	---	---	
ANGELS	1961	1979	19TH	2002	42ND	
ASTROS	1962	1980	19TH	---	---	
MARINERS	1977	1995	19TH	---	---	
RANGERS	1961	1996	36TH	---	---	
RAJS	1998	2008	11TH	---	---	



2003 POSTSEASON NOTES

The Marlins entered the 2003 postseason as the National League's Wild Card entry, the fourth team in Major League Baseball history to enter the playoffs as the Wild Card multiple times. The Marlins (also Wild Card in 1997), joined the New York Mets (1999 and 2000), the New York Yankees (1995 and 1997) and the Boston Red Sox (1998, 1999 and 2003). Florida is one of three Major League Baseball expansion teams to make the postseason at least twice in their first 11 seasons. Kansas City came into play in 1969 and made the postseason in 1976, 1977 and 1978. Arizona began play in 1998, and saw postseason action in 1999, 2001 and 2002. The Marlins are one of six teams to advance to the World Series as a Wild Card team and one of four (with the Angels, Red Sox and Giants) to win it.

SIX STRAIGHT: The Marlins concluded the World Series with wins in each of their six playoff series to open the Club's franchise history. The six straight playoff series wins surpasses the mark of consecutive postseason series wins to begin a team's playoff history, done by the Boston Red Sox from 1903-1918. Of the 29 Major League franchises who have participated in postseason play, the Marlins are the only ones never to lose a series.

A WILD POSTSEASON: During the 2003 postseason, the Marlins posted three extra-inning victories, notched three wins when trailing by three or more runs and collected four wins in their final at-bats. According to Jayson Stark on ESPN.com, the Marlins are the fourth team in postseason history with three extra-inning wins and are the fourth team to win three games when trailing by three or more runs. Additionally, no postseason team had ever won more than four games in their last at-bat.

RECORD-SETTING CROWDS: The NLCS Game 4 crowd of 65,829 against the Cubs on October 12 set a new LCS attendance record, surpassing the previous mark of 65,476 (HOU @ PHL on 10/8/80). The Marlins also set a DS attendance record, drawing 65,464 in Game 4 vs. San Francisco (October 4). The October 23 World Series crowd of 65,975 was the largest World Series crowd since Game 7 of the 1997 Series when the Marlins drew 67,204 to see Florida host the Cleveland Indians.

NATIONAL LEAGUE DIVISION SERIES NOTES

A SERIES FOR THE AGES: The NL Division Series between the Marlins and Giants featured 72-year-old Jack McKeon and 68-year-old Felipe Alou. McKeon was the oldest manager to participate in postseason play in Major League Baseball history, while Felipe Alou was the fourth-oldest. Below is a look at the list:

JACK McKEON	2003 FLORIDA	72 YEARS OLD
Casey Stengel	1960 New York (AL)	70 years old
Davey Johnson	2012 Washington	69 years old
Carnie Mack	1937 Philadelphia (AL)	68 years old
Tommy Lasorda	1995 Los Angeles (NL)	68 years old
Felipe Alou	2003 San Francisco	68 years old
Jim Leyland	2013 Detroit	68 years old

The two opposing skippers in this NLDS, McKeon and Alou, had a combined age of 140 years, the highest combined age of any two managers facing each other in postseason history. Below is a look:

COMB. AGE	YEAR	TEAMS	MAN.
140	2003	FLA-SF (DS)	McKeon / Alou
128	1958	NY-Y ATL (WS)	Stengel / Hanev
126	1957	ATL-NYY (WS)	Hanev / Stengel
123	1949	BRO-NYY (WS)	Shotton / Stengel
119	2013	DET-BOS (CS)	Leyland / Farrell
118	1953	BRO-NYY (WS)	Dressen / Stengel

WHAT WAYS TO WIN IT: The Marlins closed out their series with the Giants in rather historic ways. On Friday, October 3, the Marlins downed the Giants, 4-3 in 11 innings. The Giants scored an unearned run in the top of the 11th and the Marlins countered with two unearned tallies in the bottom. It marked the first time since Game 8 of the 1912 World Series that a team came from

behind to win a postseason game with two unearned runs in the bottom of an extra inning, according to the *Elias Sports Bureau*.

The Marlins followed that classic ending with more excitement on Saturday afternoon, October 4, when the Fish ended the NLDS with a 7-6 win over the Giants. The game ended as Jeff Conine threw out J.T. Snow at home plate on a Jeffrey Hammonds single to left. According to the *Elias Sports Bureau*, the event marked the first time in Major League Baseball postseason history that a series ended with the tying run being thrown out at home plate.

CABRERA MATCHES POSTSEASON MARK: Miguel Cabrera went 4x5 in Game 4 of the National League Division Series vs. San Francisco. The four hits tied a Major League postseason record for hits by a rookie, joining NYY's Derek Jeter (1996 ALCS G1), LAD's Chad Fowlie (1995 NLDS G2), NYG's Freddie Lindstrom (1924 WS G5) and STL Browns' Joe Garagiola (1946 WS G4).

Cabrera had four home runs and 12 RBI in the 2003 postseason, the best single-season rookie home run and RBI marks in MLB playoff history. Entering this postseason, Willie McGee (1982 STL) held the rookie RBI mark at 10. Hideki Matsui had 11 RBI in the 2003 playoffs, one behind Cabrera.

OH THOSE LEFT ON BASE: The Marlins and Giants combined to leave 30 men on base on October 3, setting a new NLDS record. The previous mark was 26, done by the Giants (16) and Mets (10) in a 13-inning contest on October 7, 2000.

NATIONAL LEAGUE CHAMPIONSHIP SERIES

PINCH ME: Mike Lowell became the sixth player in MLB postseason history to hit a pinch-hit home run in extra innings when he homered in the top of the 11th inning on October 7 at Chicago. Below is a look at the all-time postseason extra-inning PH homer list:

MIKE LOWELL (FLA)	G1 2003 NLCS at CHC
Trot Nixon (BOS)	G3 2003 ALDS vs. Oak
Mike Pagliarulo (MIN)	G3 1991 ALCS at TOR
George Yuvovich (PHI)	G4 1981 NLDS vs. MON
John Lowenstein (BAL)	G1 1979 ALCS vs. CAL
Dusty Rhodes (SF)	G1 1954 WS vs. CLE

HOMERS SHALL FLY: The Marlins hit a team postseason-high four home runs on October 7 at Chicago. Three of the homers (by Rodriguez, Encarnacion and Cabrera) came in the third inning, marking the first time in NLCS history that a team homered three times in an inning. Cabrera's and Encarnacion's homers were back-to-back, the seventh time in NLCS history that a team had players hit back-to-back homers.

A RECORD-SETTING NIGHT: The 17 extra-base hits by the Marlins and Cubs on October 7 set a new LCS record, surpassing the previous mark of 12, done on October 5, 1975 (OAK and BOS) and October 9, 1993 (PHI and ATL). The seven HR by both teams also set a new LCS record.

CABRERA AMONG THE YOUNGEST: On October 7 at Chicago, Miguel Cabrera became the second-youngest player to homer in the postseason, at 20 years, 182 days. The youngest player to go deep in the playoffs was Atlanta's Andruw Jones (19.178) on 10/17/96 vs. STL.

DONTRELLE WITH THE BAT: Dontrelle Willis became the first Marlins pitcher to collect a multi-hit game in postseason play as he went 3x3 on October 4 vs. SF. Willis' three hits set a postseason rookie pitcher record. He was the first pitcher to post a three-hit postseason game since LA's Orel Hershiser did it in Game Two of the 1988 World Series vs. Oakland.



BECKETT'S BEST: The Marlins forced a Game 6 in the NLCS as RHP Josh Beckett threw the first complete game (CG SHO) of his career (regular and postseason) on October 12. The two-hit shutout by Beckett tied the NLCS record for fewest hits allowed in a complete game, joining CIN's Ross Grimsley (10/10/72), NY's Jan Mottlack (10/7/73) and SF's Dave Dravecky (10/7/87). Beckett's effort was the 15th complete game shutout in NLCS history. Beckett became the first pitcher to shut out the Cubs in a postseason game since Boston's Babe Ruth, who blanked the Cubs in Game 1 of the 1918 World Series.

IN SELECT COMPANY: According to research by ESPN, Josh Beckett became the third pitcher in postseason history to throw a complete game shutout, allowing two hits or less and fanning 10 or more. Beckett joins Roger Clemens (2000 ALCS vs. SEA, 15 K) and Big Ed Walsh (1906 WS vs. CHC, 12 K) on that list.

IN AN ELIMINATION GAME: According to Jayson Stark of ESPN.com, Beckett became the fourth pitcher in the last 40 years to pitch a CG SHO with his team facing elimination (excluding G7's in LCS or WS or G5's in DS). Beckett joined the list with Curt Schilling (1993 WS), Danny Jackson (1985 ALCS) and Joe Coleman (1972 ALCS).

BIG INNING: The Marlins scored all eight of their runs in the eighth inning on October 14 at Chicago in an 8-3 win. The eight-run inning established a Marlins playoff record, surpassing their previous best of seven, done in the ninth inning of Game 3 of the 1997 World Series (October 21). The eight-run inning also tied an overall Marlins' record for runs scored in an inning, done for the ninth time overall and the first time since July 25, 2003 vs. PHI. The Fish were one run from tying the all-time NLCS record (nine), done by St. Louis in the second inning on October 13, 1985 vs. LA.

According to ESPN, the Marlins became the fifth team in LCS history to come back from a three-run or greater deficit in postseason play to win when facing elimination, and the first since Game 5 of the 1986 ALCS (Game 5 - Boston at California).

BACK FROM 3-1: The Marlins became the fourth team in LCS history (since 1985) to overcome a 3-1 deficit to capture the pennant. Prior to Florida's accomplishment, only one NL team had done it, the 1996 Atlanta Braves, who won three straight over St. Louis to advance to the World Series. Below is a look at the list of 3-1 LCS comebacks:

YEAR	LCS COMEBACKS	WORLD SERIES RESULT
1985	KC over Toronto	KC over STL (4-3)
1986	Boston over California	NYM over BOS (4-3)
1996	Atlanta over St. Louis	NYM over ATL (4-2)
2003	Florida over Chicago	FLA over NYY (4-2)
2007	Boston over Cleveland	BOS over COL (4-0)

AN MVP PERFORMANCE: Marlins' catcher Pudge Rodríguez was named the NLCS Most Valuable Player, as he hit .321 (9x28) with two home runs and 10 RBI. The 10 RBI set a new NLCS record, surpassing the previous mark of nine, done by San Francisco's Matt Williams in 1989. Rodríguez became the fifth catcher in NLCS history to win MVP honors. Pudge joins STL's Darrell Porter (1982), ATL's Javy Lopez (1996), ATL's Eddie Pérez (1999) and SF's Benito Santiago (2002).

A TOUGH TRICK TURNED: The Marlins advanced to the World Series by winning consecutive road games trailing three games to one, a feat done for the fifth time in postseason history: 1958 (NYY over MIL Braves in WS), 1968 (DET over STL in WS), 1979 (PIT over BAL in WS), 1985 (KC over TOR in ALCS) and 2003 (FLA over CHC in NLCS).

WORLD SERIES

The Marlins became the first team in MLB history to reach the World Series as a Wild Card entry twice.

OF HISTORIC SIGNIFICANCE: The Marlins became the third

expansion team to win multiple World Series, joining the New York Mets and Toronto Blue Jays. The Jays won their two World Championships in their first 17 seasons, while the Mets did it in their first 25 campaigns. The Marlins won two World Championships in their first 11 Major League seasons. The Marlins would become the first team in the post-expansion era to accomplish the feat.

JACK MCKEON: Marlins' manager Jack McKeon became the second manager in Major League Baseball history to lead his team to a World Series championship after taking over his Club during the season. The first manager to accomplish the feat was the Yankees' Bob Lemon in 1978, when he replaced Billy Martin.

EXPANSION NOTABLES: The Marlins were one of five expansion teams to reach the World Series multiple times. The New York Mets lead the list with four Fall Classic entries (win in 1969, loss in 1973, win in 1986 and loss in 2000). The Marlins, San Diego Padres (loss in 1984 and loss in 1998), Toronto Blue Jays (win in 1992, win in 1993) and Kansas City Royals (loss in 1980 and win in 1985) have each made two World Series appearances.

AGE IS A STATE OF MIND: Marlins' manager Jack McKeon became the oldest skipper to lead his team to the World Series, as the Series opened with McKeon 72 years and 329 days old. McKeon is ahead of Casey Stengel (70.067 in 1960 with NYY), Connie Mack (68.283 in 1931 with PHA), Stengel (68.063 in 1958 with NYY), Mack (67.283 in 1930 with PHA) and Stengel (67.064 in 1957 with NYY).

McKeon was the first manager since Philadelphia's Paul Owens (in 1983) to lead his team to the World Series after not beginning the season as that Club's skipper.

HOW DO YOU DO, MR. GONZÁLEZ: Alex González hit a walk-off homer off the Yankees' Jeff Weaver in the bottom of the 12th inning on October 22. It marked the first walk-off homer in Marlins postseason history and holds significance in baseball history. It marked the 13th time that a World Series game ended on a home run and the first time since October 31, 2001 (G4 vs. ARI), when Derek Jeter homered in the bottom of the 10th inning.

According to research done by ESPN, González was the third player in baseball history to have his first career postseason homer come as a World Series walk off, joining Dusty Rhodes (1954 NYG vs. CLE) and Eddie Mathews (1957 MIL Braves vs. NYY). ESPN also noted that González was the third player to hit a walk-off homer against the Yankees in World Series play, joining Bill Mazaroski (1960 G7, with PIT) and Mathews (1957 G4, with MIL).

A PENNY FOR YOUR THOUGHTS: RHP Brad Penny went 2.0 with a 2.19 ERA in two World Series starts against the Yankees. Penny became the 13th pitcher to beat the Yankees twice in the same Series, joining Sandy Koufax, Bob Gibson and Randy Johnson as the only four to do so in the last 40 years.

BECKETT NAMED WORLD SERIES MVP: Josh Beckett (1-1, 1.10 ERA in WS) became the youngest World Series MVP since 22-year-old Liván Hernández claimed the honor for the Marlins in 1997. Beckett became the first pitcher since Minnesota's Jack Morris in 1991 to pitch a complete game shutout in a deciding World Series game, the 19th overall in baseball history. It was the first complete game shutout in a World Series game since Arizona's Randy Johnson on October 28, 2001 at New York. Beckett's five hits were the fewest hits in a deciding complete game shutout since Baltimore's Scott McGreggor (5) in 1983. He became the youngest pitcher to win a deciding World Series game (23 years, 5 months, 10 days) since Kansas City's Bret Saberhagen (21.6.16) in 1985. Beckett fanned 47 batters in the 2003 postseason, tying Randy Johnson (2001) for second-most strikeouts in a single postseason behind Arizona's Curt Schilling in 2001 (56).



2003 POSTSEASON BOXSCORES

NLDS GAME ONE - SEPTEMBER 30, 2003

SAN FRANCISCO GIANTS 2, FLORIDA MARLINS 0

	1	2	3	4	5	6	7	8	9	R	H	E	LOB
MARLINS	0	0	0	0	0	0	0	0	0	0	3	1	4
GIANTS	0	0	0	1	0	0	1	X		2	3	2	7

Umpires - HP, Hirschbeck; 1B, Miller; 2B, Gorman; 3B, Young; LF, Rapuano; RF, Wegner.

T - 2:33, A - 43,704.

Florida	AB	R	H	RBI	BB	SO
Juan Pierre CF	4	0	0	0	0	1
Luis Castillo 2B	4	0	0	0	0	0
Ivan Rodriguez C	4	0	1	0	0	0
Derrek Lee 1B	4	0	0	0	0	0
Miguel Cabrera 3B	3	0	0	0	0	1
Juan Encarnacion RF	3	0	1	0	0	0
Jeff Conine LF	3	0	1	0	0	0
Alex Gonzalez SS	3	0	0	0	0	1
Josh Beckett P	1	0	0	0	0	1
Todd Hollandsworth PH	1	0	0	0	0	1
Chad Fox P	0	0	0	0	0	0
Team Totals	30	0	3	0	0	5

SH: Beckett (1, off Schmidt).

E: Cabrera (1).

Florida	IP	H	R	ER	BB	SO
Beckett (L, 0-1)	7.0	2	1	1	5	9
Fox	1.0	1	1	1	1	0

San Francisco	AB	R	H	RBI	BB	SO
Ray Durham 2B	4	0	1	0	0	1
J.T. Snow 1B	4	0	0	0	0	1
Rich Aurilia SS	3	1	0	0	1	0
Barry Bonds LF	1	1	0	0	3	0
Edgardo Alfonzo 3B	4	0	2	1	0	1
Benito Santiago C	4	0	0	0	0	0
Marquis Grissom CF	2	0	0	0	1	2
Jose Cruz RF	2	0	0	0	1	2
Jason Schmidt P	3	0	0	0	0	2
Team Totals	27	2	3	1	6	9

2B: Alfonzo (1, off Fox).

E: Snow (1); Aurilia (1).

SB: Bonds (1, 2nd base off Fox/Rodriguez).

San Francisco	IP	H	R	ER	BB	SO
Schmidt (W, 1-0)	9.0	3	0	0	0	5

NLDS GAME TWO - OCTOBER 1, 2003

FLORIDA MARLINS 9, SAN FRANCISCO GIANTS 5

	1	2	3	4	5	6	7	8	9	R	H	E	LOB
MARLINS	1	0	0	0	3	3	1	1	0	9	14	0	8
GIANTS	1	0	0	3	1	0	0	0	0	5	8	2	6

Umpires - HP, Miller; 1B, Gorman; 2B, Young; 3B, Rapuano; LF, Wegner; RF, Hirschbeck.

T - 3:06, A - 43,766.

Florida	AB	R	H	RBI	BB	SO
Juan Pierre CF	5	3	4	3	0	0
Luis Castillo 2B	5	0	1	1	0	1
Ivan Rodriguez C	4	0	1	1	1	0
Derrek Lee 1B	5	1	1	1	0	0
Miguel Cabrera 3B	5	0	0	0	0	3
Braden Looper P	0	0	0	0	0	0
Ugueth Urbina P	0	0	0	0	0	0
Juan Encarnacion RF	4	1	1	1	1	0
Jeff Conine LF	5	2	2	1	0	0
Alex Gonzalez SS	5	1	1	0	0	1
Brad Penny P	1	0	1	0	0	0
Todd Hollandsworth PH	1	1	1	0	0	0
Rick Helling P	0	0	0	0	0	0
Carl Pavano P	0	0	0	0	0	0
Lenny Harris PH	1	0	1	0	0	0
Chad Fox P	0	0	0	0	0	0
Brian Banks PH	1	0	0	0	0	0
Dantrelle Willis P	0	0	0	0	0	0
Mike Lowell 3B	0	0	0	0	0	0
Team Totals	42	9	14	8	2	5

2B: Pierre (1, off Christiansen).

HR: Encarnacion (1, off Nathan; 6th inn, 0 on, 1 out).

SB: Pierre (1, 3rd base off Ponson/Santiago).

Florida	IP	H	R	ER	BB	SO
Penny	4.0	4	4	4	1	5
Helling	0.1	2	1	1	2	0
Pavano (W, 1-0)	0.2	0	0	0	0	0
Fox	2.0	0	0	0	0	2
Willis	0.1	2	0	0	0	0
Looper	0.2	0	0	0	0	0
Urbina	1.0	0	0	0	0	0

San Francisco	AB	R	H	RBI	BB	SO
Ray Durham 2B	4	1	1	0	1	1
J.T. Snow 1B	5	0	1	1	0	2
Rich Aurilia SS	4	1	1	0	0	0
Barry Bonds LF	2	1	1	1	2	0
Edgardo Alfonzo 3B	4	1	2	2	0	0
Benito Santiago C	3	0	1	0	0	1
Marquis Grissom CF	4	0	0	1	0	1
Jose Cruz RF	4	0	0	0	0	2
Sidney Ponson P	1	0	0	0	0	0
Pedro Feliz PH	1	1	1	0	0	0
Joe Nathan P	0	0	0	0	0	0
Jason Christiansen P	0	0	0	0	0	0
Matt Herges P	0	0	0	0	0	0
Jeffrey Hammonds PH	1	0	0	0	0	0
Felix Rodriguez P	0	0	0	0	0	0
Jim Brower P	0	0	0	0	0	0
Tim Worrell P	0	0	0	0	0	0
Nelfi Perez PH	1	0	0	0	0	0
Team Totals	34	5	8	5	3	7

2B: Bonds (1, off Penny); Alfonzo (2, off Periny).

3B: Feliz (1, off Helling).

SH: Santiago (1, off Penny).

DP: 1, Grissom-Santiago.

E: Snow (2); Grissom (1).

San Francisco	IP	H	R	ER	BB	SO
Ponson	5.0	7	4	4	0	3
Nathan (L, 0-1)	0.1	4	3	3	0	1
Christiansen	0.0	1	0	0	0	0
Herges	0.2	0	0	0	0	0
Rodriguez	1.0	1	1	0	1	0
Brower	1.0	1	1	0	1	1
Worrell	1.0	0	0	0	0	0

2003 POSTSEASON BOXSCORES

NLDS GAME THREE - OCTOBER 3, 2003 FLORIDA MARLINS 4, SAN FRANCISCO GIANTS 3

	1	2	3	4	5	6	7	8	9	10	11	R	H	E	LOB
GIANTS	0	0	0	0	2	0	0	0	0	1	3	12	1		18
MARLINS	2	0	0	0	0	0	0	0	0	2	4	8	1		12

Umpires - HP, Scott; 1B, Cederstrom; 2B, Kellogg; 3B, Cuzzi
LF, Froemming; RF, Wendelstedt.

T-4:11. A - 61,488.

San Francisco	AB	R	H	RBI	BB	SO
Roy Durham 2B	5	0	1	0	0	1
Joe Nathan P	0	0	0	0	0	0
Felix Rodriguez P	0	0	0	0	0	0
Jeffrey Hammonds PH	0	0	0	0	0	0
Tim Worrell P	0	0	0	0	0	0
Marquis Grissom CF	6	0	2	0	0	2
Rich Aurilia SS	4	1	0	0	2	1
Barry Bonds LF	4	1	1	0	2	0
Edgardo Alfonzo 3B	5	1	4	1	1	0
Andres Galaraga 1B	4	0	0	0	0	1
Scott Eyre P	0	0	0	0	0	0
Yorvit Torrealba C	1	0	0	0	0	0
Benito Santiago C	3	0	1	0	1	1
Neifi Perez PR-2B	1	0	0	0	1	0
Jose Cruz RF	4	0	0	1	1	0
Kirk Rueter P	2	0	1	0	0	0
Pedro Feliz PH	1	0	1	1	0	0
Matt Herges P	0	0	0	0	0	0
J.T. Snow 1B	3	0	1	0	0	0
Team Totals	43	3	12	3	8	6

2B: Alfonzo (3, off Redman).
SH: Cruz (1, off Fox); Torrealba (1, off Looper).
HBP: Hammonds (1, by Pavano).
E: Cruz (1).
CS: Grissom (1, 3rd base by Fox/Rodriguez).

San Francisco	IP	H	R	ER	BB	SO
Rueter	5.0	3	2	2	2	2
Herges	1.2	1	0	0	1	4
Eyre	0.1	0	0	0	0	0
Nathan	0.0	0	0	0	1	0
Rodriguez	2.0	1	0	0	0	4
Worrell (L, 0-1)	1.2	3	2	0	3	0

Florida	AB	R	H	RBI	BB	SO
Juan Pierre CF	5	1	0	0	1	0
Luis Castillo 2B	5	1	3	0	1	0
Ivan Rodriguez C	5	1	2	4	1	1
Derrek Lee 1B	5	0	2	0	0	1
Juan Encarnacion RF	4	0	0	0	1	2
Mike Lowell 3B	3	0	0	0	0	1
Chad Fox P	0	0	0	0	0	0
Ugueth Urbina P	0	0	0	0	0	0
Todd Hollandsworth PH	1	0	0	0	0	1
Carl Pavano P	0	0	0	0	0	0
Lenny Harris PH	1	0	0	0	0	0
Braden Loper P	0	0	0	0	0	0
Jeff Conine LF	4	0	1	0	1	1
Alex Gonzalez SS	4	1	0	0	1	1
Mark Redman P	2	0	0	0	0	1
Miguel Cabrera 3B	1	0	0	0	1	1
Team Totals	40	4	8	4	7	10

2B: Castillo 2 (2, 2 off Rueter); Lee (1, off Herges).
HR: Rodriguez (1, off Rueter; 1st inn, 1 on, 1 out).
SH: Cabrera (1, off Worrell).
E: Gonzalez (1).
SB: Lee (1, 3rd base off Herges/Santiago).

Florida	IP	H	R	ER	BB	SO
Redman	6.0	7	2	2	3	4
Fox	2.0	2	0	0	2	1
Urbina	1.0	1	0	0	1	1
Pavano	1.0	1	0	0	0	0
Looper (W, 1-0)	1.0	1	1	0	2	0

NLDS GAME FOUR - OCTOBER 4, 2003 FLORIDA MARLINS 7, SAN FRANCISCO GIANTS 6

	1	2	3	4	5	6	7	8	9	R	H	E	LOB
GIANTS	0	1	0	0	4	0	0	1	6	9	2		5
MARLINS	0	1	2	2	0	0	2	X	7	12	0		11

Umpires - HP, Cederstrom; 1B, Kellogg; 2B, Cuzzi; 3B, Froemming
LF, Wendelstedt; RF, Scott.

T-3:19. A - 65,464.

San Francisco	AB	R	H	RBI	BB	SO
Roy Durham 2B	4	1	1	0	0	2
Jeffrey Hammonds RF-CF	4	1	2	0	1	0
Rich Aurilia SS	4	1	1	1	0	2
Barry Bonds LF	2	0	0	1	1	0
Edgardo Alfonzo 3B	4	1	1	1	0	0
Marquis Grissom CF	2	1	0	0	1	0
Matt Herges P	0	0	0	0	0	0
Felix Rodriguez P	0	0	0	0	0	0
Neifi Perez PH	1	1	1	0	0	0
J.T. Snow 1B	4	0	3	2	0	0
Yorvit Torrealba C	2	0	0	1	0	0
Pedro Feliz PH	1	0	0	0	0	1
Jerome Williams P	1	0	0	0	0	1
Jim Brower P	0	0	0	0	0	0
Andres Galaraga PH	1	0	0	0	0	0
Dustin Hermanson P	0	0	0	0	0	0
Jose Cruz RF	1	0	0	0	0	0
Benito Santiago PH	1	0	0	0	0	0
Team Totals	32	6	9	6	3	6

2B: Aurilia (1, off Willis); Alfonzo (4, off Willis);
Perez (1, off Urbina).
SH: Torrealba (1, off Willis); Bonds (1, off Willis).
HBP: Durham (1, by Urbina).
DP: 2, Alfonzo-Snow; Durham-Aurilia-Snow.
E: Aurilia (2), Torrealba (1).

San Francisco	IP	H	R	ER	BB	SO
Williams	2.0	5	3	3	1	1
Brower	2.0	4	2	2	2	2
Hermanson	1.0	1	0	0	1	0
Herges	2.0	0	0	0	1	1
Rodriguez (L, 0-1)	1.0	2	2	1	0	1

Florida	AB	R	H	RBI	BB	SO
Juan Pierre CF	5	1	1	0	0	0
Luis Castillo 2B	3	1	1	0	2	2
Ivan Rodriguez C	4	2	2	1	1	0
Derrek Lee 1B	2	1	1	1	1	1
Miguel Cabrera 3B	5	1	4	3	0	1
Juan Encarnacion RF	4	0	0	0	0	1
Jeff Conine LF	3	0	0	1	1	0
Alex Gonzalez SS	4	0	0	0	0	0
Dontrelle Willis P	3	1	3	0	0	0
Brad Penny P	0	0	0	0	0	0
Brian Banks PH	1	0	0	0	0	0
Carl Pavano P	0	0	0	0	0	0
Ugueth Urbina P	0	0	0	0	0	0
Team Totals	34	7	12	6	5	5

2B: Castillo (3, off Williams); Cabrera 2 (2, 1 off Williams;
1 off Brower); Rodriguez (1, off Williams).
3B: Willis (1, off Hermanson).
SH: Encarnacion (1, off Williams).
HBP: Lee 2 (2, by Herges; by Rodriguez).
GDP: Gonzalez (1); Encarnacion (1).

Florida	IP	H	R	ER	BB	SO
Willis	5.1	5	5	5	2	3
Penny	1.2	1	0	0	0	1
Pavano (W, 2-0)	1.0	0	0	0	1	1
Urbina (S, 1)	1.0	3	1	1	0	1



2003 POSTSEASON BOXSCORES

NLCS GAME ONE - OCTOBER 7, 2003 FLORIDA MARLINS 9, CHICAGO CUBS 8

	1	2	3	4	5	6	7	8	9	10	11	R	H	E	LOB
MARLINS	0	0	5	0	0	1	0	0	2	0	1	9	14	1	8
CUBS	4	0	0	0	0	2	0	0	2	0	0	8	11	1	5

Umpires - HP, Crawford; 1B, Meriwether; 2B, Culbreth; 3B, Everitt; LF, Pincino; RF, Reilly.

T - 3:44. A - 39,567.

Florida	AB	R	H	RBI	BB	SO
Juan Pierre CF	5	2	1	0	1	0
Luis Castillo 2B	5	1	3	0	1	0
Ivan Rodriguez C	5	1	2	5	1	1
Derek Lee 1B	5	0	2	0	1	3
Miguel Cabrera 3B	6	0	2	0	0	1
Bradren Loper P	0	0	0	0	0	0
Juan Encarnacion RF	5	1	2	1	0	1
Jeff Conine LF	4	0	1	1	0	0
Alex Gonzalez SS	5	0	0	0	0	0
Josh Beckett P	3	0	1	0	0	1
Chad Fox P	0	0	0	0	0	0
Todd Hollandsworth PH	1	1	1	0	0	0
Ugueth Urbina P	0	0	0	0	0	0
Mike Lowell PH-3B	1	1	1	1	0	0
Team Totals	45	9	14	9	4	7

2B: Castillo (1, off Zambrano); Hollandsworth (1, off Borowski).

3B: Conine (1, off Zambrano); Pierre (1, off Zambrano).

HR: Rodriguez (1, off Zambrano; 3rd inn, 2 on, 1 out);

Cabrera (1, off Zambrano; 3rd inn, 0 on, 2 outs);

Encarnacion (1, off Zambrano; 3rd inn, 0 on, 2 outs);

Lowell (1, off Guthrie; 11th inn, 0 on, 0 out).

SF: Conine (1, off Zambrano).

DP: 1. Gonzalez-Castillo-Lee.

PB: Bako (1).

E: Gonzalez (1).

SB: Castillo 2 (2, 2nd base off Farnsworth/Miller;

2nd base off Alfonso/Miller).

CS: Pierre (1, 2nd base by Zambrano/Bako).

Florida	IP	H	R	ER	BB	SO
Beckett	6.1	8	6	6	1	5
Fox	1.2	1	0	0	1	1
Urbina (W, 1-0)	2.0	2	2	2	0	2
Looper (S, 1)	1.0	0	0	0	0	1

Chicago	AB	R	H	RBI	BB	SO
Kenny Lofton CF	4	2	1	0	1	0
Mark Grudzielanek 2B	5	1	2	1	0	0
Sammy Sosa RF	5	1	1	2	0	1
Moises Alou LF	4	1	1	2	1	0
Aramis Ramirez 3B	5	1	1	0	0	0
Randall Simon 1B	5	1	1	0	0	2
Alex Gonzalez SS	5	1	3	3	0	1
Mark Guthrie P	0	0	0	0	0	0
Antonio Alfonseca P	0	0	0	0	0	0
Paul Bako C	3	0	0	0	0	1
Kyle Farnsworth P	0	0	0	0	0	0
Tom Goodwin PH	1	0	0	0	0	1
Joe Borowski P	0	0	0	0	0	0
Ramon Martinez SS	1	0	0	0	0	0
Carlos Zambrano P	2	0	0	0	0	2
Mike Remlinger P	0	0	0	0	0	0
Damian Miller C	3	0	1	0	0	1
Team Totals	43	8	11	8	2	9

2B: Gonzalez (1, off Beckett); Simon (2, off Beckett);

Miller (2, off Beckett); Lofton (2, off Urbina).

3B: Grudzielanek (1, off Beckett); Ramirez (1, off Beck-

ett).

HR: Alou (1, off Beckett; 1st inn, 1 on, 1 out);

Gonzalez (1, off Beckett; 6th inn, 1 on, 2 outs);

Sosa (1, off Urbina; 9th inn, 1 on, 2 outs).

SH: Lofton (1, off Beckett).

GIDP: Alou (1).

DP: 1. Martinez-Grudzielanek.

E: Grudzielanek (1).

Chicago	IP	H	R	ER	BB	SO
Zambrano	6.0	9	6	5	1	3
Remlinger	0.1	1	0	0	0	0
Farnsworth	1.2	0	0	0	0	3
Borowski	2.0	2	2	1	1	1
Guthrie (L, 0-1)	0.1	1	1	1	0	0
Alfonseca	0.2	1	0	0	2	0

NLCS GAME TWO - OCTOBER 8, 2003 CHICAGO CUBS 12, FLORIDA MARLINS 3

	1	2	3	4	5	6	7	8	9	R	H	E	LOB
MARLINS	0	0	0	0	0	2	0	1	0	3	9	1	8
CUBS	2	3	0	3	1	0	0	X		12	16	1	8

Umpires - HP, Meriwether; 1B, Culbreth; 2B, Vanover; 3B, Everitt; LF, Pincino; RF, Reilly.

T - 3:02. A - 39,562.

Florida	AB	R	H	RBI	BB	SO
Juan Pierre CF	5	0	0	0	0	0
Luis Castillo 2B	3	0	0	0	1	0
Carl Pavano P	0	0	0	0	0	0
Michael Tejera P	0	0	0	0	0	0
Lenny Harris PH	1	0	0	0	0	0
Ivan Rodriguez C	3	0	1	0	0	1
Mike Redmond C	0	1	0	0	1	0
Derek Lee 1B	4	1	2	1	0	0
Miguel Cabrera 3B-SS	4	1	2	1	0	1
Juan Encarnacion RF	4	0	1	0	0	1
Jeff Conine LF	3	0	3	0	1	0
Alex Gonzalez SS	2	0	0	0	0	1
Mike Lowell PH-3B	2	0	0	0	0	0
Brad Penny P	1	0	0	0	0	1
Nate Bump P	0	0	0	0	0	0
Brian Banks PH	1	0	0	0	0	0
Rick Helling P	0	0	0	0	0	0
Mike Mordecai PH-2B	2	0	0	0	0	0
Team Totals	35	3	9	2	3	5

2B: Encarnacion (1, off Prior); Conine (1, off Prior).

HR: Lee (1, off Prior; 6th inn, 0 on, 0 out);

Cabrera (2, off Prior; 6th inn, 0 on, 0 out).

GIDP: Encarnacion (1).

E: Conine (1).

Florida	IP	H	R	ER	BB	SO
Penny (L, 0-1)	2.0	7	7	7	2	0
Bump	1.0	2	1	1	0	1
Helling	3.0	5	4	3	2	1
Pavano	1.0	1	0	0	0	1
Tejera	1.0	1	0	0	0	1

Chicago	AB	R	H	RBI	BB	SO
Kenny Lofton CF	5	1	4	2	0	0
Mark Grudzielanek 2B	5	1	2	1	0	1
Sammy Sosa RF	3	2	1	2	2	1
Tom Goodwin RF	0	0	0	0	0	0
Moises Alou LF	4	0	0	0	0	0
Troy O'Leary PH-LF	1	0	0	0	0	0
Aramis Ramirez 3B	4	1	1	1	1	0
Randall Simon 1B	4	1	3	2	0	0
Eric Karos PH-1B	1	0	1	0	0	0
Alex Gonzalez SS	4	3	2	3	0	0
Ramon Martinez PH-SS	1	0	0	0	0	0
Paul Bako C	4	3	2	1	1	2
Mark Prior P	2	0	0	0	0	0
Dave Veres P	0	0	0	0	0	0
Mark Guthrie P	0	0	0	0	0	0
Team Totals	38	12	16	12	4	4

2B: Bako (1, off Bump); Simon (2, off Helling);

Grudzielanek (1, off Helling).

HR: Sosa (2, off Penny; 2nd inn, 1 on, 2 outs);

Ramirez (1, off Penny; 3rd inn, 0 on, 0 out);

Gonzalez 2 (3, 2 off Helling; 5th inn, 1 on, 0 out;

6th inn, 0 on, 1 out).

DP: 2. Alou-Grudzielanek-Simon; Grudzielanek-Gonzalez-Simon.

E: Simon (1).

SB: Lofton (1, 2nd base off Penny/Rodriguez).

Chicago	IP	H	R	ER	BB	SO
Prior (W, 1-0)	7.0	8	3	2	2	5
Veres	1.1	1	0	0	1	0
Guthrie	0.2	0	0	0	0	0

FRONT OFFICE | FIELD INFO | NATIONAL | 2003 IN REVIEW | TEAM HISTORY | POSTSEASON HISTORY | PLAYERS AND RECORDS | 2007 OPPONENTS | ALLIANCE INFORMATION



2003 POSTSEASON BOXSCORES

NLCS GAME THREE - OCTOBER 10, 2003 CHICAGO CUBS 5, FLORIDA MARLINS 4

	1	2	3	4	5	6	7	8	9	10	11	R	H	E	LOB
CUBS	1	1	0	0	0	0	2	0	0	1	5	12	0		12
MARLINS	0	1	0	0	0	0	2	1	0	0	4	10	0		12

Umpires - HP, Culbreth; 1B, Everitt; 2B, Poncino; 3B, Reilly; LF, Crawford; RF, Meriwether.

T - 4:16, A - 65,115.

Chicago	AB	R	H	RBI	BB	SO
Kenny Lofton CF	6	2	3	0	0	0
Mark Grudzielanek 2B	4	0	0	0	0	0
Joe Borowski P	0	0	0	0	0	0
Doug Glanville PH-LF	1	0	1	1	0	0
Sammy Sosa RF	5	0	3	1	1	2
Moises Alou LF	6	0	2	0	0	0
Mike Remlinger P	0	0	0	0	0	0
Aramis Ramirez 3B	4	0	0	0	2	2
Eric Karros 1B	4	1	1	0	0	1
Kyle Farnsworth P	0	0	0	0	0	0
Ramon Martinez 2B	1	0	0	0	0	1
Alex Gonzalez SS	4	0	0	0	1	1
Damian Miller C	1	0	0	0	2	0
Tony Goodwin PH	1	1	1	0	0	0
Paul Bako C	1	0	0	0	0	1
Kerry Wood P	1	0	0	1	0	0
Randall Simon 1B	2	1	1	2	0	0
Team Totals	41	5	12	5	6	8

2B: Alou (1, off Redman).
3B: Goodwin (1, off Fox); Glanville (1, off Looper).
HR: Simon (1, off Fox; 8th inn, 1 on, 1 out).
SF: Wood (1, off Redman).
SH: Grudzielanek (1, off Redman); Wood (1, off Redman).
GIDP: Alou (2).

Chicago	IP	H	R	ER	BB	SO
Wood	6.2	7	3	3	3	7
Farnsworth	1.0	1	1	1	0	1
Borowski (W, 1-0)	2.1	2	0	0	2	0
Remlinger (S, 1)	1.0	0	0	0	0	1

Florida	AB	R	H	RBI	BB	SO
Juan Pierre CF	5	0	2	0	1	1
Luis Castillo 2B	4	0	0	1	1	1
Ivan Rodriguez C	5	0	1	1	1	2
Derrek Lee 1B	6	0	1	0	0	1
Miguel Cabrera 3B-RF	4	2	2	0	1	1
Juan Encarnacion RF	3	0	0	0	0	2
Chad Fox P	0	0	0	0	0	0
Mike Mordecai PH-SS	1	0	0	0	0	0
Jeff Conine LF	5	0	1	0	0	0
Alex Gonzalez SS	3	1	2	1	0	1
Todd Hollandsworth PH	1	0	1	1	0	0
Ugueth Urbina P	0	0	0	0	0	0
Lenny Harris PH	1	0	0	0	0	0
Michael Tejera P	0	0	0	0	0	0
Braden Looper P	0	0	0	0	0	0
Mark Redman P	1	0	0	0	1	0
Mike Lowell 3B	2	1	0	0	1	0
Team Totals	41	4	10	4	5	9

2B: Gonzalez (1, off Wood).
SH: Pierre (1, off K Wood); Mordecai (1, off Farnsworth); Castillo (1, off Borowski).
DP: 1, Castillo-Gonzalez-Lee.
SB: Pierre (1, 3rd base off Borowski/Bako).

Florida	IP	H	R	ER	BB	SO
Redman	6.2	8	2	2	4	3
Fox	1.1	2	2	2	1	1
Urbina	2.0	0	0	0	0	4
Tejera (L, 0-1)	0.1	1	1	1	0	0
Looper	0.2	1	0	0	1	0

NLCS GAME FOUR - OCTOBER 11, 2003 CHICAGO CUBS 8, FLORIDA MARLINS 3

	1	2	3	4	5	6	7	8	9	R	H	E	LOB
CUBS	4	0	2	1	0	1	0	0	0	8	8	0	8
MARLINS	0	0	0	2	0	0	1	0	0	3	6	1	4

Umpires - HP, Everitt; 1B, Poncino; 2B, Reilly; 3B, Crawford; LF, Meriwether; RF, Culbreth.

T - 2:58, A - 65,829.

Chicago	AB	R	H	RBI	BB	SO
Kenny Lofton CF	3	2	1	0	2	0
Mark Grudzielanek 2B	5	0	0	0	0	2
Sammy Sosa RF	2	2	0	0	3	2
Moises Alou LF	4	2	2	1	1	0
Aramis Ramirez 3B	4	2	3	6	1	0
Eric Karros 1B	4	0	0	0	1	1
Alex Gonzalez SS	5	0	1	1	0	2
Damian Miller C	4	0	1	0	0	1
Matt Clement P	4	0	0	0	0	1
Kyle Farnsworth P	0	0	0	0	0	0
Team Totals	35	8	8	8	8	10

HR: Ramirez 2 (3; off Willis, 1st inn, 3 on, 1 out; off Bump, 7th inn, 0 on, 1 out).

DP: 1, Gonzalez-Grudzielanek-Karros.

Chicago	IP	H	R	ER	BB	SO
Clement (W, 1-0)	7.2	5	3	3	2	3
Farnsworth	1.1	1	0	0	0	1

Florida	AB	R	H	RBI	BB	SO
Juan Pierre CF	4	1	1	0	0	0
Luis Castillo 2B	4	0	0	0	0	0
Ivan Rodriguez C	4	0	2	1	0	0
Derrek Lee 1B	3	0	0	0	0	0
Miguel Cabrera RF	4	1	1	0	0	0
Mike Lowell 3B	3	0	0	0	1	1
Jeff Conine LF	4	1	1	0	0	1
Alex Gonzalez SS	3	0	0	1	0	2
Dontrelle Willis P	0	0	0	0	0	0
Rick Helling P	1	0	0	0	0	0
Todd Hollandsworth PH	1	0	1	1	0	0
Nate Bump P	0	0	0	0	0	0
Brad Penny P	0	0	0	0	0	0
Lenny Harris PH	0	0	0	0	1	0
Carl Pavano P	0	0	0	0	0	0
Team Totals	31	3	6	3	2	4

2B: Rodriguez (1, off Farnsworth).
HBP: Lee (1, by Clement).
GIDP: Cabrera (1).
E: Rodriguez (1).
CS: Pierre (2, 2nd base by Clement/Miller).

Florida	IP	H	R	ER	BB	SO
Willis (L, 0-1)	2.1	3	6	6	5	2
Helling	2.2	2	1	1	2	4
Bump	2.0	1	1	1	0	2
Penny	1.0	2	0	0	1	0
Pavano	1.0	0	0	0	0	2

FRONT OFFICE
 FIELD STAFF
 MANAGER
 COACHES
 CLUB HISTORY
 POSTSEASON HISTORY
 PLAYER DEVELOPMENT
 JERSEYS
 TEAM INFORMATION



2003 POSTSEASON BOXSCORES

NLCS GAME FIVE - OCTOBER 12, 2003

FLORIDA MARLINS 4, CHICAGO CUBS 0

	1	2	3	4	5	6	7	8	9	R	H	E	LOB
CUBS	0	0	0	0	0	0	0	0	0	0	2	0	3
MARLINS	0	0	0	2	0	1	1	X		4	8	0	9

Umpires - HP, Pancino; 1B, Reilly; 2B, Crawford; 3B, Meriwether; LF, Culbreth; RF, Everitt.

T - 2:42. A - 65,279.

Chicago	AB	R	H	RBI	BB	SO
Kenny Lofton CF	4	0	0	0	0	1
Mark Grudzielanek 2B	4	0	0	0	0	1
Sammy Sosa RF	4	0	0	0	0	1
Moises Alou LF	3	0	1	0	0	1
Aramis Ramirez 3B	2	0	0	0	1	2
Randall Simon 1B	3	0	0	0	0	0
Alex Gonzalez SS	3	0	1	0	0	1
Paul Bako C	3	0	0	0	0	2
Carlos Zambrano P	1	0	0	0	0	1
Tom Goodwin PH	1	0	0	0	0	1
Dave Veres P	0	0	0	0	0	0
Antonio Alfonseca P	0	0	0	0	0	0
Troy O'Leary PH	1	0	0	0	0	0
Mike Remlinger P	0	0	0	0	0	0
Team Totals	29	0	2	0	1	11

DP: 1, Ramirez-Grudzielanek-Simon.

Chicago	IP	H	R	ER	BB	SO
Zambrano (L, 0-1)	5.0	5	2	2	4	5
Veres	1.1	2	1	1	0	0
Alfonseca	0.2	0	0	0	0	0
Remlinger	1.0	1	1	1	1	0

Florida	AB	R	H	RBI	BB	SO
Juan Pierre CF	4	0	1	0	1	0
Luis Castillo 2B	4	0	1	0	0	1
Ivan Rodriguez C	3	1	1	1	1	0
Miguel Cabrera RF	2	1	1	0	1	1
Derrek Lee 1B	4	0	0	0	0	1
Mike Lowell 3B	4	1	2	2	0	0
Jeff Conine LF	3	1	1	1	1	1
Alex Gonzalez SS	4	0	0	0	0	1
Josh Beckett P	3	0	1	0	1	0
Team Totals	31	4	8	4	5	5

HR: Lowell (2, off Zambrano; 5th inn, 1 on, 2 outs);

Rodriguez (3, off Veres; 7th inn, 0 on, 1 out);

Conine (1, off Remlinger; 8th inn, 0 on, 1 out);

HBP: Cabrera (1, by Zambrano).

GIDP: Lee (1).

Florida	IP	H	R	ER	BB	SO
Beckett (W, 1-1)	9.0	2	0	0	1	11

NLCS GAME SIX - OCTOBER 14, 2003

FLORIDA MARLINS 8, CHICAGO CUBS 3

	1	2	3	4	5	6	7	8	9	R	H	E	LOB
MARLINS	0	0	0	0	0	0	8	0		8	9	0	2
CUBS	1	0	0	0	1	1	0	0		3	10	2	1

Umpires - HP, Reilly; 1B, Crawford; 2B, Meriwether; 3B, Culbreth; LF, Everitt; RF, Pancino.

T - 3:00. A - 39,577.

Florida	AB	R	H	RBI	BB	SO
Juan Pierre CF	5	1	3	1	0	0
Luis Castillo 2B	4	1	1	0	1	0
Ivan Rodriguez C	4	1	1	1	1	1
Miguel Cabrera RF	5	1	1	0	0	1
Juan Encarnacion RF	0	0	0	0	0	0
Derrek Lee 1B	5	1	1	2	0	1
Mike Lowell 3B	3	1	0	0	1	1
Jeff Conine LF	2	0	1	1	1	0
Alex Gonzalez SS	3	0	0	0	0	1
Chad Fox P	0	0	0	0	0	0
Todd Hollandsworth PH	0	1	0	0	1	0
Ugueth Urbina P	0	0	0	0	0	0
Carl Pavano P	2	0	0	0	0	1
Dantrelle Willis P	0	0	0	0	0	0
Mike Mordecai SS	2	1	1	3	0	0
Team Totals	35	8	9	8	5	6

2B: Pierre (2, off Prior); Lee (2, off Prior);

Mordecai (1, off Farnsworth).

SF: Conine (2, off Farnsworth).

GIDP: Lee (2).

DP: 2, Gonzalez-Lee 2.

CS: Pierre (3, 2nd base by Prior/Bako).

Florida	IP	H	R	ER	BB	SO
Pavano	5.2	7	2	2	1	5
Willis	1.0	1	1	1	1	2
Fox (W, 1-0)	0.1	2	0	0	0	0
Urbina	2.0	0	0	0	0	2

Chicago	AB	R	H	RBI	BB	SO
Kenny Lofton CF	5	1	1	0	0	2
Mark Grudzielanek 2B	3	0	1	1	0	1
Sammy Sosa RF	4	1	3	1	0	1
Moises Alou LF	4	0	2	0	0	0
Aramis Ramirez 3B	4	0	1	0	0	1
Randall Simon 1B	2	0	0	0	0	0
Eric Karros PH-1B	1	0	0	0	1	0
Alex Gonzalez SS	3	0	0	0	1	1
Antonio Alfonseca P	0	0	0	0	0	0
Paul Bako C	4	1	2	0	0	1
Mark Prior P	2	0	0	0	0	2
Kyle Farnsworth P	0	0	0	0	0	0
Mike Remlinger P	0	0	0	0	0	0
Ramon Martinez SS	1	0	0	0	0	0
Team Totals	33	3	10	2	2	9

2B: Sosa (1, off Pavano).

SH: Grudzielanek (2, off Pavano); Prior (3, off Willis).

GIDP: Simon (1); Ramirez (2).

DP: 1, Ramirez-Grudzielanek-Karros.

PB: Bako (2).

E: Grudzielanek (2); Gonzalez (1).

Chicago	IP	H	R	ER	BB	SO
Prior (L, 1-1)	7.1	6	5	3	3	6
Farnsworth	0.1	1	3	3	2	0
Remlinger	0.1	1	0	0	0	0
Alfonseca	1.0	1	0	0	0	0



FRONT OFFICE | FIELDING | PITCHING | 2017 IN REVIEW | CLUB HISTORY | POSTSEASON HISTORY | PLAYERS AND COACHES | 2017 OPPONENTS | ANNUAL INFORMATION

2003 POSTSEASON BOXSCORES

NLCS GAME SEVEN - OCTOBER 15, 2003 FLORIDA MARLINS 9, CHICAGO CUBS 6

	1	2	3	4	5	6	7	8	9	R	H	E	LOB
MARLINS	3	0	0	0	3	1	2	0	0	9	12	0	6
CUBS	0	3	2	0	0	0	1	0	0	6	6	0	2

Umpires - HP, Crawford; 1B, Meriwelther; 2B, Culbreth; 3B, Everitt; LF, Poncinio; RF, Reilly.

T - 3:11. A - 39,574.

Florida	AB	R	H	RBI	BB	SO
Juan Pierre CF	5	1	2	0	0	0
Luis Castillo 2B	4	1	1	1	1	0
Ivan Rodriguez C	4	2	1	1	1	2
Miguel Cabrera RF	5	1	1	4	0	1
Ugueth Urbina P	0	0	0	0	0	0
Derrek Lee 1B	5	0	2	1	0	2
Mike Lowell 3B	5	1	1	0	0	2
Jeff Conine LF	3	2	3	0	1	0
Alex Gonzalez SS	4	0	1	2	0	0
Mark Redman P	1	0	0	0	0	0
Brad Penny P	0	0	0	0	0	0
Brian Banks PH	0	1	0	0	1	0
Josh Beckett P	2	0	0	0	0	2
Juan Encarnacion RF	0	0	0	0	0	0
Team Totals	38	9	12	9	4	9

2B: Rodriguez (3, off Wood); Gonzalez (2, off Veres); Lee (3, off Borowski).

3B: Pierre (2, off Wood).

HR: Cabrera (3, off Wood; 1st inn, 2 on, 1 out).

SB: Lee (2, 2nd base off Wood/Miller).

Florida	IP	H	R	ER	BB	SO
Redman	3.0	5	5	5	0	1
Penny (W, 1-1)	1.0	0	0	0	0	0
Beckett	4.0	1	1	1	0	3
Urbina (S, 1)	1.0	0	0	0	0	2

Chicago	AB	R	H	RBI	BB	SO
Kenny Lofton CF	4	0	0	0	0	1
Mark Grudzielanek 2B	4	0	1	0	0	0
Sammy Sosa RF	3	1	0	0	0	1
Moises Alou LF	4	1	1	2	0	0
Aramis Ramirez 3B	3	0	0	0	0	0
Eric Karas 1B	3	1	1	0	0	1
Randall Simon PH	1	0	0	0	0	1
Alex Gonzalez SS	4	1	1	0	0	1
Damian Miller C	2	0	0	1	0	0
Tom Goodwin PH	1	0	0	0	0	1
Paul Bako C	1	0	0	0	0	0
Kerry Wood P	2	1	1	2	0	0
Kyle Farnsworth P	0	0	0	0	0	0
Dave Veres P	0	0	0	0	0	0
Troy O'Leary PH	1	1	1	1	0	0
Mike Remlinger P	0	0	0	0	0	0
Joe Borowski P	0	0	0	0	0	0
Team Totals	33	6	6	6	0	6

2B: Gonzalez (2, off Redman).

HR: Wood (1, off Redman; 2nd inn, 1 on, 2 outs);

Alou (2, off Redman; 3rd inn, 1 on, 1 out);

O'Leary (1, off Beckett; 7th inn, 0 on, 2 outs).

HBP: Sosa (1, by Redman); Ramirez (1, by Urbina).

Chicago	IP	H	R	ER	BB	SO
Wood (L, 0-1)	5.2	7	7	7	4	6
Farnsworth	1.0	3	2	2	0	2
Veres	0.1	1	0	0	0	0
Remlinger	0.2	0	0	0	0	1
Borowski	1.1	1	0	0	0	0

WORLD SERIES GAME ONE - OCTOBER 18, 2003 FLORIDA MARLINS 3, NEW YORK YANKEES 2

	1	2	3	4	5	6	7	8	9	R	H	E	LOB
MARLINS	1	0	0	0	2	0	0	0	0	3	7	0	8
YANKEES	0	0	1	0	0	1	0	0	0	2	9	0	9

Umpires - HP, Marsh; 1B, Young; 2B, Darling; 3B, Kelllogg; LF, Rapuano; RF, Welke.

T - 3:43. A - 55,769.

Florida	AB	R	H	RBI	BB	SO
Juan Pierre CF	3	1	2	2	1	0
Luis Castillo 2B	5	0	1	0	0	0
Ivan Rodriguez C	3	0	0	1	0	0
Miguel Cabrera LF	3	0	0	0	1	0
Derrek Lee 1B	4	0	1	0	0	1
Mike Lowell 3B	4	0	0	0	0	0
Jeff Conine DH	2	1	1	0	2	0
Juan Encarnacion RF	4	1	2	0	0	1
Alex Gonzalez SS	3	0	0	0	0	1
Team Totals	31	3	7	3	4	3

SF: Rodriguez (1, off Wells).

SH: Gonzalez (1, off Wells).

HBP: Pierre (1, by Wells).

GIDP: Gonzalez (1).

DP: 2. Gonzalez-Castillo-Lee; Gonzalez-Lee,

E: Cabrera (1).

SB: Castillo (1, 2nd base off Wells/Posada);

Pierre (1, 2nd base off Contreras/Posada).

Florida	IP	H	R	ER	BB	SO
Brad Penny (W, 1-0)	5.1	7	2	2	3	3
Dontrelle Willis	2.1	2	0	0	0	2
Ugueth Urbina (S, 1)	1.1	0	0	0	2	2

New York	AB	R	H	RBI	BB	SO
Alfonso Soriano 2B	5	0	1	0	0	1
Nick Johnson 1B	4	0	0	0	1	1
Derek Jeter SS	4	0	1	1	0	1
Bernie Williams CF	4	1	2	1	0	0
Hideki Matsui LF	4	0	3	0	0	0
Jorge Posada C	2	0	0	0	2	1
Jason Giambi DH	3	0	0	0	1	1
David Dellucci PR	0	0	0	0	0	0
Aaron Boone 3B	4	0	0	0	0	1
Karim Garcia RF	2	1	2	0	0	0
Juan Rivera PH-RF	1	0	0	0	0	1
Ruben Sierra PH	0	0	0	0	1	0
Team Totals	33	2	9	2	5	7

HR: Williams (1, off Penny; 6th inn, 0 on, 1 out).

GIDP: Giambi (1); Soriano (1).

DP: 1. Boone-Johnson.

SB: Soriano (1, 2nd base off Penny/Rodriguez);

Posada (1, 2nd base off Willis/Rodriguez).

New York	IP	H	R	ER	BB	SO
David Wells (L, 0-1)	7.0	6	3	3	2	1
Jeff Nelson	1.0	1	0	0	1	0
Jose Contreras	1.0	0	0	0	1	2



FRONT OFFICE
 FIELD STAFF
 MANAGER
 COACHES
 CLUB HISTORY
 POSTSEASON HISTORY
 ALL-STAR SELECTIONS
 JERSEY NUMBERS
 STADIUM INFORMATION

2003 POSTSEASON BOXSCORES

WORLD SERIES GAME TWO - OCTOBER 19, 2003

NEW YORK YANKEES 6, FLORIDA MARLINS 1

	1	2	3	4	5	6	7	8	9	R	H	E	LOB
MARLINS	0	0	0	0	0	0	0	0	1	1	6	0	5
YANKEES	3	1	0	2	0	0	0	0	X	6	10	2	6

Umpires - HP, Young; 1B, Darling; 2B, Kelllogg; 3B, Rapuano; LF, Welke; RF, Marsh.

T - 2:56. A - 55,750.

Florida	AB	R	H	RBI	BB	SO
Juan Pierre CF	4	0	1	0	0	0
Luis Castillo 2B	4	1	2	0	0	0
Ivan Rodriguez C	3	0	1	0	0	1
Mike Redmond C	1	0	0	0	0	0
Miguel Cabrera LF	4	0	0	0	0	0
Derek Lee 1B	4	0	1	1	0	1
Mike Lowell 3B	4	0	1	0	0	0
Jeff Conine DH	3	0	0	0	0	2
Juan Encarnacion RF	2	0	0	0	1	1
Alex Gonzalez SS	3	0	0	0	0	2
Team Totals	32	1	6	1	1	7

GDP: Rodriguez (1); Cabrera (1).

DP: 1, Rodriguez-Castillo.

CS: Castillo (1, 2nd base by Pettitte/Posada).

Florida	IP	H	R	ER	BB	SO
Mark Redman (L, 0-1)	2.1	5	4	4	2	2
Rick Helling	2.2	2	2	2	0	2
Chad Fox	1.0	1	0	0	1	1
Carl Pavano	1.0	1	0	0	1	2
Braden Looper	1.0	1	0	0	0	2

New York	AB	R	H	RBI	BB	SO
Alfonso Soriano 2B	3	1	1	2	1	2
Derek Jeter SS	4	0	1	0	0	2
Jason Giambi DH	3	1	1	0	0	0
Bernie Williams CF	2	1	1	0	2	0
Hideki Matsui LF	4	1	1	3	0	0
Jorge Posada C	3	0	0	0	1	2
Aaron Boone 3B	4	0	1	0	0	2
Nick Johnson 1B	4	2	3	0	0	1
Juan Rivera RF	4	0	1	1	0	0
Team Totals	31	6	10	6	4	9

2B: Rivera (1, off Redman); Johnson (1, off Fox); Giambi (1, off Pavano).

HR: Matsui (1, off Redman; 1st inn, 2 on, 2 outs);

Soriano (1, off Helling; 4th inn, 1 on, 2 outs).

HBP: Giambi (1, by Redman).

DP: 3, Posada-Soriano; Jeter-Soriano-Johnson;

Boone-Soriano-Johnson.

E: Boone 2 (2).

CS: Soriano (1, 2nd base by Redman/Rodriguez);

Posada (1, 2nd base by Fox/Rodriguez).

New York	IP	H	R	ER	BB	SO
Andy Pettitte (W, 1-0)	8.2	6	1	0	1	7
Jose Contreras	0.1	0	0	0	0	0

WORLD SERIES GAME THREE - OCTOBER 21, 2003

NEW YORK YANKEES 6, FLORIDA MARLINS 1

	1	2	3	4	5	6	7	8	9	R	H	E	LOB
YANKEES	0	0	0	1	0	0	0	1	4	6	6	1	8
MARLINS	1	0	0	0	0	0	0	0	0	1	8	0	8

Umpires - HP, Darling; 1B, Kelllogg; 2B, Rapuano; 3B, Welke; LF, Marsh; RF, Young.

T - 3:21. A - 65,731.

New York	AB	R	H	RBI	BB	SO
Alfonso Soriano 2B	4	1	0	0	1	3
Derek Jeter SS	4	3	3	0	0	1
Jason Giambi 1B	2	0	0	0	2	1
David Dellucci PR-RF	1	0	0	0	0	0
Bernie Williams CF	5	1	1	3	0	1
Hideki Matsui LF	3	0	1	1	1	1
Jorge Posada C	2	0	0	1	2	0
Karim Garcia RF	3	0	0	0	0	0
Ruben Sierra PH	1	0	0	0	0	1
Mariano Rivera P	0	0	0	0	0	0
Aaron Boone 3B	4	1	1	1	0	1
Mike Mussina P	3	0	0	0	0	3
Nick Johnson 1B	1	0	0	0	0	0
Team Totals	33	6	6	6	6	12

2B: Jeter 2 (2, 2 off Beckett).

HR: Boone (1, off C Fox; 9th inn, 0 on, 0 out);

Williams (2, off Looper; 9th inn, 2 on, 2 outs).

HBP: Matsui (1, by Beckett); Jeter (1, by Looper).

PB: Posada (1).

E: Boone (3).

New York	IP	H	R	ER	BB	SO
Mussina (W, 1-0)	7.0	7	1	1	1	9
Rivera (S, 1)	2.0	1	0	0	0	2

Florida	AB	R	H	RBI	BB	SO
Juan Pierre CF	3	1	2	0	1	0
Luis Castillo 2B	4	0	0	0	0	3
Ivan Rodriguez C	4	0	1	0	0	0
Miguel Cabrera RF	4	0	2	1	0	2
Derrek Lee 1B	4	0	0	0	0	0
Mike Lowell 3B	4	0	0	0	0	2
Jeff Conine LF	4	0	2	0	0	0
Alex Gonzalez SS	3	0	1	0	0	1
Juan Encarnacion PH	1	0	0	0	0	1
Josh Beckett P	2	0	0	0	0	2
Dontrelle Willis P	0	0	0	0	0	0
Chad Fox P	0	0	0	0	0	0
Braden Looper P	0	0	0	0	0	0
Todd Hollandsworth PH	1	0	0	0	0	0
Team Totals	34	1	8	1	1	11

2B: Pierre (1, off Mussina); Gonzalez (1, off Mussina);

Rodriguez (1, off Mussina).

SH: Beckett (1, off Mussina).

CS: Pierre (1, 2nd base by Mussina/Posada).

Florida	IP	H	R	ER	BB	SO
Beckett (L, 0-1)	7.1	3	2	2	3	10
Willis	0.1	1	0	0	2	0
Fox	0.2	1	2	2	1	1
Looper	0.2	1	2	2	0	1

2003 POSTSEASON BOXSCORES

WORLD SERIES GAME FOUR - OCTOBER 22, 2003 FLORIDA MARLINS 4, NEW YORK YANKEES 3

	1	2	3	4	5	6	7	8	9	10	11	12	R	H	E	LOB
YANKEES	0	1	0	0	0	0	0	0	2	0	0	0	3	12	0	10
MARLINS	3	0	0	0	0	0	0	0	0	0	1	4	10	0	7	

Umpires - HP, Kellogg; 1B, Rapuano; 2B, Welke; 3B, Marsh; LF, Young; RF, Darling.

T - 4:03. A - 65,934.

New York	AB	R	H	RBI	BB	SO
Alfonso Soriano 2B	6	0	1	0	0	2
Derek Jeter SS	6	0	1	0	0	1
Jason Giambi 1B	6	0	2	0	0	1
Bernie Williams CF	6	2	4	0	0	0
Hideki Matsui LF	3	0	1	0	2	0
Jorge Posada C	4	0	1	0	0	1
David Dellucci PR-RF	0	1	0	0	0	0
Karim Garcia RF	3	0	0	0	0	1
Ruben Sierra PH	1	0	1	2	0	0
Jose Contreras P	0	0	0	0	0	0
Juan Rivera PH	0	0	0	0	1	0
Jeff Weaver P	0	0	0	0	0	0
Aaron Boone 3B	4	0	0	1	0	1
Roger Clemens P	2	0	1	0	0	0
Nick Johnson PH	1	0	0	0	0	0
Jeff Nelson P	0	0	0	0	0	0
John Flaherty C	2	0	0	0	0	0
Team Totals	44	3	12	3	3	7

2B: Jeter (3, off Fox); Williams (1, off Fox).
3B: Sierra (1, off Urbina).
SF: Boone (1, off Pavano).
SH: Dellucci (1, off Fox).
GDP: Jeter 2 (2).

New York	IP	H	R	ER	BB	SO
Clemens	7.0	8	3	3	0	5
Nelson	1.0	1	0	0	0	1
Contreras	2.0	0	0	0	1	4
Weaver (L, 0-1)	1.0	1	1	1	0	0

Florida	AB	R	H	RBI	BB	SO
Juan Pierre CF	4	0	0	0	1	0
Luis Castillo 2B	4	0	0	0	0	2
Ivan Rodriguez C	5	1	2	0	0	1
Miguel Cabrera RF	5	1	1	2	0	2
Braden Looper P	0	0	0	0	0	0
Jeff Conine LF	5	1	3	0	0	0
Mike Lowell 3B	5	0	1	0	0	0
Derrek Lee 1B	5	0	2	1	0	1
Alex Gonzalez SS	5	1	1	1	0	2
Carl Pavano P	2	0	0	0	0	1
Ugueth Urbina P	0	0	0	0	0	0
Todd Hollandsworth PH	1	0	0	0	0	1
Chad Fox P	0	0	0	0	0	0
Juan Encarnacion RF	0	0	0	0	0	0
Team Totals	41	4	10	4	1	10

2B: Rodriguez (2, off Clemens).
HR: Cabrera (1, off Clemens; 1st Inn, 1 on, 2 outs); Gonzalez (1, off Weaver; 12th Inn, 0 on, 0 out).
SH: Pavano (1, off Clemens); Castillo (1, off Contreras).
DP: 2, Castillo-Gonzalez-Lee 2.

Florida	IP	H	R	ER	BB	SO
Pavano	8.0	7	1	1	0	4
Urbina	1.0	2	2	2	1	0
Fox	1.1	2	0	0	2	2
Looper (W, 1-0)	1.2	1	0	0	0	1

WORLD SERIES GAME FIVE - OCTOBER 23, 2003 FLORIDA MARLINS 6, NEW YORK YANKEES 4

	1	2	3	4	5	6	7	8	9	R	H	E	LOB
YANKEES	1	0	0	0	0	0	1	0	2	4	12	1	2
MARLINS	0	3	0	1	2	0	0	0	X	6	9	1	1

Umpires - HP, Rapuano; 1B, Welke; 2B, Marsh; 3B, Young; LF, Darling; RF, Kellogg.

T - 3:05. A - 65,975.

New York	AB	R	H	RBI	BB	SO
Derek Jeter SS	4	2	3	1	1	0
Enrique Wilson 2B	4	0	2	1	1	0
Bernie Williams CF	4	0	1	1	0	0
Hideki Matsui LF	5	0	0	0	0	0
Jorge Posada C	4	0	1	0	0	1
Nick Johnson 1B	4	1	2	0	0	1
Karim Garcia RF	3	0	1	0	0	1
Alfonso Soriano PH-RF	1	0	0	0	0	1
Aaron Boone 3B	4	0	1	0	0	0
David Wells P	0	0	0	0	0	0
David Dellucci PH	1	0	0	0	0	0
Jose Contreras P	0	0	0	0	0	0
Juan Rivera PH	1	0	0	0	0	0
Chris Hammond P	0	0	0	0	0	0
Ruben Sierra PH	1	0	0	0	0	1
Jeff Nelson P	0	0	0	0	0	0
Jason Giambi PH	1	1	1	1	0	0
Team Totals	37	4	12	4	2	5

2B: Wilson (1, off Looper).
HR: Giambi (4, off Looper; 9th Inn, 0 on, 1 out).
SF: Williams (1, off Penny).
GDP: Wilson (1).
DP: 2, Wilson-Jeter-Johnson; Posada-Wilson.
E: Wilson (1).

New York	IP	H	R	ER	BB	SO
Wells	1.0	0	0	0	0	0
Contreras (L, 0-1)	3.0	5	4	4	3	4
Hammond	2.0	2	2	0	0	0
Nelson	2.0	2	0	0	1	4

Florida	AB	R	H	RBI	BB	SO
Juan Pierre CF	3	0	1	1	1	0
Luis Castillo 2B	4	0	0	0	0	1
Ivan Rodriguez C	4	1	1	0	0	2
Miguel Cabrera RF	4	0	1	0	0	1
Dontrelle Willis P	0	0	0	0	0	0
Braden Looper P	0	0	0	0	0	0
Ugueth Urbina P	0	0	0	0	0	0
Jeff Conine LF	3	1	1	0	1	0
Mike Lowell 3B	3	1	1	2	1	1
Derrek Lee 1B	3	2	1	0	1	1
Alex Gonzalez SS	4	1	2	1	0	1
Brad Penny P	2	0	1	2	0	0
Juan Encarnacion RF	1	0	0	0	0	1
Team Totals	31	6	9	6	4	8

2B: Gonzalez (2, off Contreras); Conine (2, off Contreras); Pierre (2, off Contreras).
SH: Penny (1, off Contreras).
GDP: Lee (1).
DP: 1, Lowell-Castillo-Lee.
E: Lee (1).

CS: Gonzalez (1, 2nd base by Nelson/Posada).

Florida	IP	H	R	ER	BB	SO
Penny (W, 2-0)	7.0	8	2	1	2	4
Willis	1.0	1	0	0	0	1
Looper	0.1	3	2	2	0	0
Urbina (S, 2)	0.2	0	0	0	0	0



2003 POSTSEASON BOXSCORES

WORLD SERIES GAME SIX - OCTOBER 25, 2003 FLORIDA MARLINS 2, NEW YORK YANKEES 0

	1	2	3	4	5	6	7	8	9	R	H	E	LOB
MARLINS	0	0	0	0	1	1	0	0	0	2	7	0	9
YANKEES	0	0	0	0	0	0	0	0	0	0	5	1	5

Umpires - HP, Welke; 1B, Marsh; 2B, Young; 3B, Darling; LF, Kelllogg; RF, Rapuano.

T - 2:57. A - 55,773.

Florida	AB	R	H	RBI	BB	SO	New York	AB	R	H	RBI	BB	SO
Juan Pierre CF	4	0	1	0	1	2	Derek Jeter SS	4	0	0	0	0	2
Luis Castillo 2B	5	0	1	1	0	1	Nick Johnson 1B	3	0	0	0	0	1
Ivan Rodriguez C	3	0	1	0	1	0	Bernie Williams CF	4	0	1	0	0	1
Miguel Cabrera LF	4	0	0	0	0	2	Hideki Matsui LF	4	0	0	0	0	1
Jeff Conine DH	4	1	0	0	0	0	Jorge Posada C	4	0	1	0	0	2
Mike Lowell 3B	3	0	2	0	1	0	Jason Giambi DH	2	0	0	0	1	0
Derrek Lee 1B	4	0	0	0	0	3	Karim Garcia RF	3	0	1	0	0	1
Juan Encarnacion RF	3	0	0	1	0	1	Enrique Wilson 3B	0	0	0	0	0	0
Alex Gonzalez SS	4	1	2	0	0	0	Aaron Boone 3B	1	0	0	0	0	1
Team Totals	34	2	7	2	3	9	Ruben Sierra PH-RF	1	0	0	0	0	1
							Alfonso Soriano 2B	3	0	2	0	0	0
							Team Totals	29	0	5	0	2	9

2B: Lowell (1, off Pettitte).

SF: Encarnacion (1, off Pettitte).

DP: 2. Castillo-Gonzalez-Lee.

2B: Williams (2, off Beckett); Posada (1, off Beckett).

SH: Boone (1, off Beckett).

GDP: Williams (1); Johnson (1).

E: Jeter (1).

Florida	IP	H	R	ER	BB	SO	New York	IP	H	R	ER	BB	SO
Josh Beckett (W, 1-1)	9.0	5	0	0	2	9	Andy Pettitte (L, 1-1)	7.0	6	2	1	3	7
							Mariano Rivera	2.0	1	0	0	0	2

2003 NLDS STATISTICS

BATTER	AVG	G	AB	R	H	2B	3B	HR	RBI	SH	SF	HP	BB	SO	SB	CS	GDP	E
Banks, B.	.000	2	2	0	0	0	0	0	0	0	0	0	0	0	0	0	0	0
Cabrera, M.	.286	4	14	1	4	2	0	0	3	1	0	0	1	6	0	0	0	1
Castillo, L.	.294	4	17	2	5	3	0	0	1	0	0	0	3	3	0	0	0	0
Conine, J.	.267	4	15	2	4	0	0	0	2	0	0	0	2	1	0	0	0	0
Encarnacion, J.	.133	4	15	1	2	0	0	1	1	1	0	0	2	3	0	0	1	0
Fox, A.	.000	0	0	0	0	0	0	0	0	0	0	0	0	0	0	0	0	0
Gonzalez, A.	.063	4	16	2	1	0	0	0	0	0	0	0	1	3	0	0	1	1
Harris, L.	.500	2	2	0	1	0	0	0	0	0	0	0	0	0	0	0	0	0
Hollandsworth, T.	.333	3	3	1	1	0	0	0	0	0	0	0	0	2	0	0	0	0
Lee, D.	.250	4	16	2	4	1	0	0	2	0	0	2	1	2	1	0	0	0
Lowell, M.	.000	2	3	0	0	0	0	0	0	0	0	0	0	1	0	0	0	0
Mordec'ai, M.	.000	0	0	0	0	0	0	0	0	0	0	0	0	0	0	0	0	0
Pierre, J.	.263	4	19	5	5	1	0	0	3	0	0	0	1	1	1	0	0	0
Redmond, M.	.000	0	0	0	0	0	0	0	0	0	0	0	0	0	0	0	0	0
Rodriguez, I.	.353	4	17	3	6	1	0	1	6	0	0	0	3	1	0	0	0	0
Beckett, J.	.000	1	1	0	0	0	0	0	0	1	0	0	0	1	0	0	0	0
Penny, B.	1.000	2	1	0	1	0	0	0	0	0	0	0	0	0	0	0	0	0
Redman, M.	.000	1	2	0	0	0	0	0	0	0	0	0	0	1	0	0	0	0
Willis, D.	1.000	2	3	1	3	0	1	0	0	0	0	0	0	0	0	0	0	0
MARLINS	.253	4	146	20	37	8	1	2	18	3	0	2	14	25	2	0	2	2
GIANTS	.235	4	136	16	32	7	1	0	15	3	2	2	20	28	1	1	0	7

PINCH HITTING (AB-H-HR-RBI): Team (7-2-0-0); Banks (2-0-0-0); Harris (2-1-0-0); Hollandsworth (3-1-0-0).

PITCHER	ERA	W-L	G	GS	CG	SHO	SV	IP	H	R	ER	HR	HB	BB	SO	WP
Beckett, J.	1.29	0-1	1	1	0	0	0	7.0	2	1	1	0	0	5	9	1
Fox, C.	1.80	0-0	3	0	0	0	0	5.0	3	1	1	0	0	3	3	0
Helling, R.	27.00	0-0	1	0	0	0	0	0.1	2	1	1	0	0	2	0	0
Looper, B.	0.00	1-0	2	0	0	0	0	1.2	1	1	0	0	0	2	0	0
Pavano, C.	0.00	2-0	3	0	0	0	0	2.2	1	0	0	0	1	1	1	0
Penny, B.	6.35	0-0	2	1	0	0	0	5.2	5	4	4	0	0	1	6	0
Redman, M.	3.00	0-0	1	1	0	0	0	6.0	7	2	2	0	0	3	4	0
Tejera, M.	—	0-0	0	0	0	0	0	0.0	0	0	0	0	0	0	0	0
Urbina, U.	3.00	0-0	3	0	0	0	1	3.0	4	1	1	0	1	1	2	0
Willis, D.	7.94	0-0	2	1	0	0	0	5.2	7	5	5	0	0	2	3	0
MARLINS	3.65	3-1	4	4	0	0	1	37.0	32	16	15	0	2	20	28	1
GIANTS	3.68	1-3	4	4	1	0	0	36.2	37	20	15	2	2	14	25	1



2003 NLCS STATISTICS

BATTER	AVG	G	AB	R	H	2B	3B	HR	RBI	SH	SF	HP	BB	SO	SB	CS	GDP	E
Banks, B.	.000	2	1	1	0	0	0	0	0	0	0	0	1	0	0	0	0	0
Cabrera, M.	.333	7	30	9	10	0	0	3	6	0	0	1	2	6	0	0	1	0
Castillo, L.	.214	7	28	3	6	1	0	0	2	1	0	0	5	2	2	0	0	0
Conine, J.	.458	7	24	4	11	1	1	1	3	0	2	0	4	2	0	0	0	1
Encarnacion, J.	.250	5	12	1	3	1	0	1	1	0	0	0	0	4	0	0	1	0
Gonzalez, A.	.125	7	24	1	3	2	0	0	4	0	0	0	0	6	0	0	0	1
Harris, L.	.000	3	2	0	0	0	0	0	0	0	0	0	1	0	0	0	0	0
Hollandsworth, T.	1.000	4	3	2	3	1	0	0	2	0	0	0	1	0	0	0	0	0
Lee, D.	.188	7	32	2	6	2	0	1	4	0	0	1	1	8	1	0	2	0
Lowell, M.	.200	7	20	5	4	0	0	2	3	0	0	0	3	4	0	0	0	0
Mordecai, M.	.200	3	5	1	1	1	0	0	3	1	0	0	0	0	0	0	0	0
Pierre, J.	.303	7	33	5	10	1	2	0	1	1	0	0	2	1	1	3	0	0
Redmond, M.	.000	1	0	1	0	0	0	0	0	0	0	0	1	0	0	0	0	0
Rodriguez, I.	.321	7	28	5	9	2	0	2	10	0	0	0	5	7	0	0	0	1
Beckett, J.	.250	3	8	0	2	0	0	0	0	0	0	0	1	3	0	0	0	0
Helling, R.	.000	2	1	0	0	0	0	0	0	0	0	0	0	1	0	0	0	0
Pavano, C.	.000	3	2	0	0	0	0	0	0	0	0	0	0	1	0	0	0	0
Penny, B.	.000	3	1	0	0	0	0	0	0	0	0	0	0	1	0	0	0	0
Redman, M.	.000	2	2	0	0	0	0	0	0	0	0	0	1	0	0	0	0	0
MARLINS	.266	7	256	40	68	12	3	10	39	3	2	2	28	45	4	3	4	3
CUBS	.258	7	252	42	65	10	4	13	41	7	1	2	23	57	1	0	4	4

PINCH HITTING (AB-H-HR-RBI): Team (9-4-1-3); Banks (1-0-0-0); Harris (2-0-0-0); Hollandsworth (3-3-0-2); Lowell (2-1-1-1); Mordecai (1-0-0-0).

PITCHER	ERA	W-L	G	GS	CG	SHO	SV	IP	H	R	ER	HR	HB	BB	SO	WP
Beckett, J.	3.26	1-0	3	2	1	1	0	19.1	11	7	7	3	0	2	19	0
Bump, N.	6.00	0-0	2	0	0	0	0	3.0	3	2	2	1	0	0	3	1
Fox, C.	5.40	1-0	3	0	0	0	0	3.1	5	2	2	1	0	2	2	0
Helling, R.	6.35	0-0	2	0	0	0	0	5.2	7	5	4	2	0	4	5	2
Looper, B.	0.00	0-0	2	0	0	0	1	1.2	1	0	0	0	0	1	1	0
Pavano, C.	2.35	0-0	3	1	0	0	0	7.2	8	2	2	0	0	1	8	0
Penny, B.	15.75	1-1	3	1	0	0	0	4.0	9	7	7	2	0	3	0	0
Redman, M.	6.52	0-0	2	2	0	0	0	9.2	13	7	7	2	1	4	4	0
Tejera, M.	6.75	0-1	2	0	0	0	0	1.1	2	1	1	0	0	1	0	0
Urbina, U.	2.57	1-0	4	0	0	0	1	7.0	2	2	2	1	1	0	10	0
Willis, D.	18.90	0-1	2	1	0	0	0	3.1	4	7	7	1	0	6	4	1
MARLINS	5.59	4-3	7	7	1	1	2	66.0	65	42	41	13	2	23	57	4
CUBS	4.36	3-4	7	7	0	0	1	66.0	68	40	32	10	2	28	45	3

2003 WORLD SERIES STATISTICS

BATTER	AVG	G	AB	R	H	2B	3B	HR	RBI	SH	SF	HP	BB	SO	SB	CS	GDP	E
Banks, B.	.000	0	0	0	0	0	0	0	0	0	0	0	0	0	0	0	0	0
Cabrera, M.	.167	6	24	1	4	0	0	1	3	0	0	0	1	7	0	0	1	1
Castillo, L.	.154	6	26	1	4	0	0	0	1	1	0	0	0	7	1	1	0	0
Conine, J.	.333	6	21	4	7	1	0	0	0	0	0	0	3	2	0	0	0	0
Encarnacion, J.	.182	6	11	1	2	0	0	0	1	0	1	0	1	5	0	0	0	0
Gonzalez, A.	.273	6	22	3	6	2	0	1	2	1	0	0	0	7	0	1	1	0
Harris, L.	.000	0	0	0	0	0	0	0	0	0	0	0	0	0	0	0	0	0
Hollandsworth, T.	.000	2	2	0	0	0	0	0	0	0	0	0	0	1	0	0	0	0
Lee, D.	.208	6	24	2	5	0	0	0	2	0	0	0	1	7	0	0	1	1
Lowell, M.	.217	6	23	1	5	1	0	0	2	0	0	0	2	3	0	0	0	0
Mordecai, M.	.000	0	0	0	0	0	0	0	0	0	0	0	0	0	0	0	0	0
Pierre, J.	.333	6	21	2	7	2	0	0	3	0	0	1	5	2	1	1	0	0
Redmond, M.	.000	1	1	0	0	0	0	0	0	0	0	0	0	0	0	0	0	0
Rodriguez, I.	.273	6	22	2	6	2	0	1	0	1	0	1	4	0	0	1	0	0
Beckett, J.	.000	2	2	0	0	0	0	0	0	1	0	0	0	2	0	0	0	0
Pavano, C.	.000	2	2	0	0	0	0	0	0	1	0	0	0	1	0	0	0	0
Penny, B.	.500	2	2	0	1	0	0	0	2	1	0	0	0	0	0	0	0	0
MARLINS	.232	6	203	17	47	8	0	2	17	5	2	1	14	48	2	3	4	2
YANKEES	.261	6	207	21	54	10	1	6	21	2	2	3	22	49	2	2	7	5

PINCH HITTING (AB-H-HR-RBI): Team (3-0-0-0); Encarnacion (1-0-0-0); Hollandsworth (2-0-0-0).

PITCHER	ERA	W-L	G	GS	CG	SHO	SV	IP	H	R	ER	HR	HB	BB	SO	WP
Beckett, J.	1.10	1-1	2	2	1	1	0	16.1	8	2	2	0	1	5	19	0
Bump, N.	—	0-0	0	0	0	0	0	0.0	0	0	0	0	0	0	0	0
Fox, C.	6.00	0-0	3	0	0	0	0	3.0	4	2	2	1	0	4	4	0
Helling, R.	6.75	0-0	1	0	0	0	0	2.2	2	2	2	1	0	0	2	0
Looper, B.	9.82	1-0	4	0	0	0	0	3.2	6	4	4	2	1	0	4	0
Pavano, C.	1.00	0-0	2	1	0	0	0	9.0	8	1	1	0	0	1	6	0
Penny, B.	2.19	2-0	2	2	0	0	0	12.1	15	4	3	1	0	5	7	0
Redman, M.	15.43	0-1	1	1	0	0	0	2.1	5	4	4	1	1	2	2	1
Tejera, M.	—	0-0	0	0	0	0	0	0.0	0	0	0	0	0	0	0	0
Urbina, U.	6.00	0-0	3	0	0	0	2	3.0	2	2	2	0	0	3	2	0
Willis, D.	0.00	0-0	3	0	0	0	0	3.2	4	0	0	0	0	2	3	0
MARLINS	3.21	4-2	6	6	1	1	2	56.0	54	21	20	6	3	22	49	1
YANKEES	2.13	2-4	6	6	0	0	1	55.0	47	17	13	2	1	14	48	0





PLAYER DEVELOPMENT



BASEBALL OPERATIONS DIRECTORY

BASEBALL OPERATIONS

President, Baseball Operations	Michael Hill
Vice President and Assist. General Manager	Michael Berger
Vice President, Special Assistant	Marty Scott
Assistant General Manager	Brian Chattin
Senior Director, Analytics	Jason Paré
Director, Team Travel	Manny Colon
Analyst, Baseball Operations	Michael Lord
Analyst, Advanced Scouting	Garrick Chalfee

Pro Scout	Pierre Arsenault
Pro Scout	Matt Gaski
Pro Scout	Benny Latino
Pro Scout	Gary Pellant
Pro Scout	Dave Roberts
Pro Scout	Phil Rossi
National Crosschecker	David Crowson
Northeastern Crosschecker	Carmen Carcone
Southeastern & International Crosschecker	Mike Cadahia
Western U.S. Supervisor	Scott Goldby
Canadian Supervisor/Area Scout	Steve Payne
Central U.S. Supervisor	Steve Taylor
Independent League Scout	David Espinosa
Area Scout	Eric Brock
Area Scout	Christian Castorri
Area Scout	Robby Corsaro
Area Scout	John Hughes
Area Scout	Brian Kraft
Area Scout	Tim McDonnell
Area Scout	Blake Newsome
Area Scout	Donovan O'Dowd
Area Scout	Adrian Puig
Area Scout	Gabe Sandy
Area Scout	Alex Smith
Area Scout	Scott Stanley
Area Scout	Ryan Wardinsky
Area Scout	Mark Willoughby
Area Scout	Nick Zumsande

SCOUTING AND PLAYER DEVELOPMENT

Vice President, Scouting	Stan Meek
Vice President, Player Development	Marc DelPiano
Vice President, Pitching Development	Jim Benedict
Senior Advisor, Player Development	Tommy Thompson
Assistant Director, Scouting Administration	Gregg Leonard
Assistant Director, Player Dev. and Intl Ops.	Marc Lippman
Assistant Director, Player Development	Brett West
Assistant Director, Amateur Scouting	Michael Youngberg
Assistant, Player Development	Hector Crespo

PROFESSIONAL SCOUTING

Vice President, Player Personnel	Jeff McAvoy
Senior Advisor to Player Personnel	Orrin Freeman
Advisor, Player Personnel	Paul Ricciarini
Coordinator, Pro Scouting	Jim Cuthbert
Assistant, Pro Scouting	Andrew Leon

SCOUTING STAFF

Special Assignment Scout	Dominic Viola
MLB Advanced Scout	Willie Fraser

INTERNATIONAL OPERATIONS/SCOUTING

INTERNATIONAL OPERATIONS

Director, International Operations	Albert González
Assistant Director, Player Dev. and Intl Ops.	Marc Lippman

International Scout (Dominican Republic)	Hugo Agüero
International Scout (Dominican Republic)	Alix Martínez
International Scout (Dominican Republic)	Domingo Ortega
International Scout (Panama)	Luis Cordoba
International Scout (Venezuela)	Edgarluis Fuentes
International Scout (Venezuela)	Robin Ordoñez
International Scout (Colombia)	Alvaro Julio

INTERNATIONAL SCOUTS

International Scouting Supervisor (D.R.)	Sandy Nin
International Scouting Supervisor (VEN)	Wilmer Castillo

PLAYER DEVELOPMENT AND SCOUTING AWARDS

At the end of each season, the Miami Marlins honor a staff member in Player Development and Scouting for their hard work and dedication to development. Below are the annual honorees:

PLAYER DEVELOPMENT PERSON OF THE YEAR

1992:	Jack Maloof
1993:	Fredi González
1994:	Tony Taylor
1995:	Carlos Tosca
1996:	Rich Dubee
1997:	Lynn Jones
1998:	John Boles
1999:	Rick Renteria
2000:	Euclides Rojas
2001:	Dave Huppert
2002:	Luis Dorante
2003:	Dean Treanor
2004:	John Mallee
2005:	Brandon Hyde
2006:	John Pierson
2007:	Steve Phillips
2008:	Scott Mitchell/Reid Cornelius
2009:	Jorge Hernandez
2010:	John Duffy
2011:	Andy Haines
2012:	Gene Basham
2013:	Joe Coleman
2014:	Bobby Ramos
2015:	Brendan Sagara
2016:	Kevin Randel

LATIN AMERICAN PERSON OF THE YEAR

1992:	Levy Ochoa
1993:	Julian Camilo
1994:	Jesús Alou
1995:	Carlos de la Cruz
1996:	Jesús Alou
1997:	Pablo Lantigua
1998:	Miguel García
1999:	Miguel García
2000:	Josmán Robles
2001:	Holbert Cabrera
2013:	Sandy Nin
2014:	Luis Cordoba
2015:	Alix Martínez
2016:	Domingo Ortega

ORRIN FREEMAN SCOUTING AWARD

1992:	Whitley Lockman
1993:	Dick Egan
1994:	Cucha Rodriguez
1995:	Tim Schmidt
1996:	Stan Ziellinski
1997:	Ty Brown
1998:	John Castleberry
1999:	Louie Eljaua
2000:	David Finley
2001:	---
2002:	Bob Oldis
2003:	Dave Dangler
2004:	Robby Corsaro
2005:	Joel Matthews
2006:	Ryan Wardinsky
2007:	Tim McDonnell
2008:	Steve Payne
2009:	Mark Willoughby
2010:	Steve Taylor
2011:	Brian Kraft
2012:	Carmen Carcone
2013:	John Hughes
2014:	Mike Cadahia
2015:	Scott Stanley
2016:	Mark Willoughby



SCOUTING STAFF DIRECTORY



Dominic Viola
Special Assignment
Scout



Willie Fraser
MLB Advanced
Scout



Pierre Arsenault
Pro Scout



Matt Gaski
Pro Scout



Benny Latino
Pro Scout



Gary Pellant
Pro Scout



Dave Roberts
Pro Scout



Phil Rossi
Pro Scout



David Crowson
National
Crosschecker



Carmen Carcone
Northeastern
Crosschecker



Mike Cadahia
Southeastern
and International
Crosschecker



Scott Goldby
Western U.S.
Supervisor



Steve Payne
Canadian
Supervisor,
NE Area Scout



Steve Taylor
Central U.S.
Supervisor



David Espinosa
Independent
League Scout



Eric Brock
Area Scout
(IL, IN, WI, W. KY,
W. TN)



Christian Castori
Area Scout
(AL, E. TN, GA)



Robby Corsaro
Area Scout
(Southern CA)



John Hughes
Area Scout
(Northern CA)



Brian Kraft
Area Scout
(AR, KS, MO, OK)



Tim McDonnell
Area Scout
(Los Angeles)



Blake Newsome
Area Scout
(DC, NC, SC, VA)



Donovan O'Dowd
Area Scout
(C. FL, N. FL)



Adrian Puig
Area Scout
(S. FL, Puerto Rico)



Gabe Sandy
Area Scout
(ID, MT, WA, WY)



Alex Smith
Area Scout
(DE, KY, MD,
OH, PA, WV)



Scott Stanley
Area Scout
(AZ, CO, NM,
NV, TX, UT)



Ryan Wardinsky
Area Scout
(TX)



Mark Willoughby
Area Scout
(AL, LA, MS)



Nick Zumsande
Area Scout
(IA, MN, ND, NE,
SD, WI)

FRONT OFFICE

FIELD STAFF

PLAYERS

2016 IN REVIEW

CLUB HISTORY

POSTSEASON HISTORY

PLAYER DEVELOPMENT

2017 OPPONENTS

GENERAL INFORMATION



MINOR LEAGUE COORDINATORS

MINOR LEAGUE INSTRUCTORS/STAFF

Field Coordinator.....	Gary Cathcart
Hitting Coordinator.....	Joe Dillon
Pitching Coordinator.....	Miguel Bonilla
Assistant Pitching Coordinator.....	Brendan Sagara
Rehab Pitching Coach.....	Chad Rhoades
Infield Coordinator.....	Jorge Hernandez
Catching Coordinator.....	Paul Phillips
Strength & Conditioning Coordinator.....	Mark Brennan
Athletic Training Coordinator.....	Brian Bobier
Rehab Coordinator.....	Andrew Gilligan
Latin America Field Coordinator.....	Julio Bruno
Advisor, Latin America.....	Bobby Ramos
Team Psychologist.....	Robert Seifer, Ph. D.
Minor League Equipment/Clubhouse Coordinator.....	Mark Brown
Minor League Video Coordinator.....	Joe Lisewski



GARY CATHCART

FIELD COORDINATOR

Gary Cathcart returns for his second season as the Marlins field coordinator, following six seasons with the Nationals organization. He spent the last four years in Washington's organization as the coordinator of instruction and 2015 marked his fifth season as manager of Rookie-level Auburn after skipping Single-A Potomac in 2010.

Prior to his time with Washington, Cathcart spent seven seasons (2003-09) as a hitting coach and manager in Toronto's Minor League system. He began his coaching career in 1999 with the Albany Diamond Dogs of the Northern Independent League before joining the Blue Jays organization in November, 2002.

He was selected by the New York Yankees in the 33rd round of the 1984 draft, and played four seasons in the Minors, all with the Yankees organization, advancing as far as Triple-A.

Cathcart played collegiately at Georgia Southwestern and Cumberland (TN) Junior College before playing two seasons at Middle Tennessee State University.



JOE DILLON

HITTING COORDINATOR

Joe Dillon enters his second year with the Marlins as hitting coordinator. Last season marked his return to the Marlins organization, where he made his MLB debut on May 18, 2005, replacing Mike Lowell at third base. Dillon spent the previous two years as hitting coach for Triple-A Potomac of the Nationals organization, making his professional coaching debut in 2014.

Dillon enjoyed a 12-year professional career as an infielder, playing for the Royals (1997-2001), Twins ('02), Marlins ('04-05), Brewers ('07-08) and Rays ('09-10). He played in 137 games in the Majors over four seasons with the Marlins, Brewers and Rays. Dillon was selected in the seventh round of the 1997 First-Year Player Draft by the Kansas City Royals.

He spent time as a volunteer assistant coach at his alma mater, Texas Tech University, where he holds the single-season home run record, with 33 homers in 1997. He was a First-Team All-American and helped his team win the inaugural Big-12 regular season championship in '97.





MIGUEL BONILLA

PITCHING COORDINATOR

Miguel Bonilla begins his first season as pitching coordinator, marking his first season with Miami after spending 25 years in the Pittsburgh Pirates organization. He most recently served as pitching coach for Rookie League Bristol, and also served as pitching coach for the Gulf Coast League Pirates (2003-2011; 2013). Spent the 2012 season as the supervisor of the Rehab and Dominican Summer League pitching programs. His 2008 GCL pitching staff led the league with a 2.87 ERA.

Bonilla also spent two years as pitching coach for Short-Season A Williamsport and worked three seasons with the Santo Domingo Pirates of the Dominican Summer League. His time with Pittsburgh began when he signed as a Minor League free agent on May 3, 1990. He pitched five seasons in the Minors before retiring in 1995. He spent the 1996 season as a player/coach for the GCL Pirates.

He was born in Samana, Dominican Republic, and resides in Bradenton, Fla. with his wife Ivonne, son Adon, and daughter Katherine.



BRENDAN SAGARA

ASSISTANT PITCHING COORDINATOR

Brendan Sagara enters his sixth year with the Marlins organization and first as assistant pitching coordinator. He spent last season as pitching coach for Greensboro, following four seasons as pitching coach for the Marlins' Short-Season A affiliate, Batavia. Sagara has served as a pitching coach for 17 seasons with various teams.

He broke into the coaching profession with the Dubois County Dragons of the Frontier League in 2001 as the Club's pitching coach. He has also worked for the Braves as a scout (2010-11) and the Mets as an associate scout (2006-09). In 2007, he was named Coach of the Year in Windy City of the Frontier League, while boasting the league's top pitching staff.

He and his wife, Michelle, reside in Honolulu, Hawaii.



CHAD RHOADES

REHAB PITCHING COACH

Chad Rhoades begins his first season as rehab pitching coach. He spent last season as the pitching coach with the Short Season-A Batavia Muckdogs. Rhoades spent 2015 season as pitching coordinator for the South Florida Winter League and pitching coach for the Florence Freedom of the Frontier League. He has also served as the pitching coach for the United League's Fort Worth Cats in 2013 and joined the Gary SouthShore RailCats of the American Association in 2014.

Rhoades, a product of Oklahoma Baptist University, spent eight seasons as a pitcher in professional baseball. He advanced as high as Double-A in the Boston Red Sox organization, posting a 6-2 record with a 3.94 ERA in 56 appearances with Portland in 2009.



JORGE HERNANDEZ

INFIELD COORDINATOR

Jorge Hernandez is entering his fourth season as Infield Coordinator and his 11th year with the organization after a one-year stint as the manager of the Single-A Greensboro Grasshoppers in 2013. He spent the previous three seasons as manager of the Gulf Coast Marlins. He spent the 2008 season as the hitting coach of the 'Hoppers. Prior to that, he was the GCL Marlins' hitting coach in 2007. He began coaching professionally in 2004 as a hitting coach with the Pensacola Pelicans.

Hernandez started coaching in 1993 as the hitting coach for the University of Mobile. From there, he spent two seasons at Texas A&M. In 2003, he was the hitting coach at the University of West Florida. Hernandez is a former ninth-round pick of the Houston Astros in 1986, but did not sign. He earned All-Conference honors at Troy State University and was a member of the Trojans team that won the 1987 NCAA Division II World Series. In addition, he was a member of the 1984 American Legion World Series championship squad.

He and his wife, Hilma, reside in Frisco, Texas. The couple has a daughter, Haley, and a son, Eric.



PAUL PHILLIPS

CATCHING COORDINATOR

Paul Phillips begins his first season as catching coordinator. Phillips joined the Marlins last season, serving as hitting coach for Triple-A New Orleans. He joined NOLA after four seasons as the hitting and catching coach for Division I Lipscomb University. Prior to his time at Lipscomb, Phillips spent 15 years in professional baseball, having been part of the Blue Jays, Indians, Rockies, White Sox, Brewers and Royals organizations over that span.

Phillips was drafted in the ninth round by the Kansas City Royals in 1998, where he spent the majority of his career. He attended Meridian Community College from 1996-97, and the University of Alabama from 1997-98. In 2010, he was inducted into the Mississippi Junior College Hall of Fame.

Phillips and his wife, Jimmi, reside in Nashville, Tenn., with their two sons, Ethan and Jackson.



MARK BRENNAN

STRENGTH AND CONDITIONING COORDINATOR

Mark Brennan returns for his seventh year as the Marlins' Minor League Strength and Conditioning Coordinator. Prior to joining the Marlins organization, Brennan was a Minor League Strength and Conditioning Coach for the San Diego Padres, spending time at several of the Club's affiliates: Portland, Ore. (AAA), Fort Wayne, Ind. (Low A) and Peoria, Ariz. (Rookie).

The Nampa, Idaho, native began his career with the Seattle Mariners, spending two seasons (2005 and '07) as their Minor League strength and conditioning coach in Tacoma, Wash. (AAA) and Everett, Wash. (SS). Brennan earned both a bachelor's degree in exercise science and master's degree in athletic coaching from Central Washington University.

Brennan holds certifications as a Strength and Conditioning Coach Certified (SCCC), Registered Strength and Conditioning Coach (RSCC), and as a Performance Enhancement Specialist (PES). He resides in Jupiter, Fla.



BRIAN BOBIER

ATHLETIC TRAINING COORDINATOR

Brian Bobier begins his first season as the Athletic Training Coordinator, which marks his second year with the Marlins organization. Bobier spent the 2016 season as the Athletic Trainer for Triple-A New Orleans.

He joined the Marlins from Mercy Hospital, with over 10 years of experience as an athletic trainer. He served as athletic trainer for the baseball team at Kansas State University from 2012-14. Bobier had two stints with the Texas Rangers, working as rehab coordinator and Minor League medical coordinator from 2007-11, and as a Minor League trainer from '03-06.

He resides in Oklahoma City, Okla., with his wife, Jill.



ANDREW GILLIGAN

REHAB COORDINATOR

Andrew Gilligan begins his first season as the Rehab Coordinator, which also marks his first full year with the Marlins organization after joining the club in November.

Prior to joining the Marlins, Gilligan served as a physical therapist at Spooner Physical Therapy in Glendale, Ari. for a year. He graduated from Marquette University, where he received his Bachelor of Science in Athletic Training and his Doctorate of Physical Therapy. While earning his degrees, Gilligan held two internships with the Milwaukee Brewers, Sports Medicine Physical Therapy Intern and Athletic Training Intern.

He resides in West Palm Beach, Fla.



JULIO BRUNO

LATIN AMERICA FIELD COORDINATOR

Julio Bruno enters his first season as the Latin America Field Coordinator, following two seasons as the manager of the GCL Marlins. He spent the previous 14 years in Kansas City's Minor League system, most recently serving as bench coach for Short Season-A Idaho Falls Chukars of the Pioneer League in 2014. He enjoyed a six-year tenure as manager of the DSL Royals, which included a 141-47 record from 2004-06.

Bruno had an 11-year playing career after being signed on November 7, 1989 by the San Diego Padres as a non-drafted free agent. He played in San Diego's Minor League system for seven years. He spent the 1997 campaign in Detroit's organization, and then spent three years (1998-2000) in the Mexican League. He posted a .278 career average in 1,177 minor league games.

Bruno resides in Puerto Plata, Dominican Republic, with his wife, Francia, and daughter, Priscilla.



BOBBY RAMOS

ADVISOR, LATIN AMERICA

Bobby Ramos begins his sixth season with Miami and first season as the Marlins' Advisor for Latin America. Ramos has served as the Catching Coordinator (2016) and Latin American Coordinator (2012-16) for the Marlins. He spent the previous six seasons (2006-11) as bullpen coach for the Tampa Bay Rays. Prior to joining the Rays, he spent six seasons in the Angels' organization, including the last three as the Angels' roving catching instructor. He served as bullpen coach for Los Angeles from 2000-02 and won a World Series title with the '02 Angels.

Ramos started his coaching career as a coach and roving Minor League instructor in the Houston organization from 1989 through 1992, then went on to manage at Asheville, the Astros' affiliate in the Single-A South Atlantic League. He guided the 1994 Gulf Coast League Astros to their first GCL title in Club history, earning Manager of the Year honors. Ramos was selected in the seventh round by the Montreal Expos in the 1974 First-Year Player Draft out of Miami Jackson HS. He played six years in the Majors and a total of 15 years in professional baseball.

He and his wife, Maria Elena, reside in Miami, Fla. They have two daughters, Elayne and Emily Nicole, and one son, Jason.



ROB SEIFER, PH. D

TEAM PSYCHOLOGIST

Dr. Seifer enters his seventh season as the Sport Psychologist/EAP for the Miami Marlins. He created and implemented his POWER program for psychological performance enhancement for the Marlins' athletes. As a Sport Psychologist, Dr. Seifer works with all players within the major and minor league system of the Marlins to improve upon and maintain their elite athletic discipline.

Dr. Seifer has been a licensed psychologist since 2002. He maintains a private practice in Boca Raton, Florida, specializing in sport psychology. In this role, he works with Olympic, professional, collegiate and amateur athletes focusing on the athletic motivation to help each athlete reach his or her full potential. He provides consultation with managers, coaches and teams. As a motivational speaker, Dr. Seifer works with teams to provide improved group dynamics and overall increased performance.

In addition, Dr. Seifer is the Sport Psychologist for the University of Miami athletes. At the University of Miami, Dr. Seifer uses his psychological enhancement techniques and counseling skills with student athletes in football, baseball, soccer, tennis, track and field, swimming, diving, rowing and golf.

Dr. Seifer graduated from the University of Florida in 1996 with a Bachelor's of Science in Psychology. He earned a Ph.D. in Clinical Psychology from Nova Southeastern University in 2002.

Dr. Seifer and his wife, Jill, reside in Boynton Beach, Florida with their daughter Madeline.





MARK BROWN

MINOR LEAGUE EQUIPMENT COORDINATOR

Mark Brown enters his 16th season with the Marlins and 27th in professional baseball. Brown took over as Minor League equipment and clubhouse coordinator following the 2010 season, following a 10 years as the Marlins' assistant equipment manager for the Major League club.

Brown began his career in baseball in February of 1991 as the Chicago White Sox minor league equipment manager and spent eight seasons with the organization. He joined the Expos in March of 1999 in the same capacity and was there for three years before joining the Marlins.

Brown graduated from Central Michigan University in 1989 with a bachelor's degree in physical education and a minor in history.

Brown makes his home in Palm Beach Gardens, Fla. and has one daughter; Grace Lauren (12/20/05).



JOE LISEWSKI

MINOR LEAGUE VIDEO COORDINATOR

Joe Lisewski enters his fourth season with the Marlins and 7th in professional baseball. Lisewski took over as Minor League video coordinator after the 2015 season, following two years as a Minor League Video Assistant in Jacksonville and Jupiter.

Lisewski began his career in baseball in 2011 with the Los Angeles Dodgers in the player development video department and spent two years with the organization. He joined the Milwaukee Brewers in 2013 in the same capacity for one season before joining the Marlins in 2014.

Lisewski graduated from the University of Tampa in 2010 with a bachelor's degree in sports management.

Lisewski originally from Hopewell Junction, New York, makes his home in Jupiter, Fla.

2016 ORGANIZATIONAL RECAP

SEASON IN REVIEW: The Marlins' Minor League system finished the 2016 season with a combined 311-374 (.454) record among the six affiliates. The organization had 17 Minor League All-Stars, along with seven Player of the Week and two Pitcher of the Week award winners. The Marlins also honored RHP Luis Castillo as Minor League Pitcher of the Year and INF Brian Anderson as Minor League Player of the Year.

Castillo, 23, brought home the Florida State League Pitcher of the Year award for Jupiter after going 8-4 with a league-leading 2.07 ERA (117.2 ip/27 er), which also earned him FSL Midseason and Postseason All-Star honors. He allowed three-or-more earned runs in a game just twice in 23 appearances (21 starts) for the Hammerheads, and allowed more than two only twice over his final eight starts for the Club, combining to go 3-1 with a 1.38 ERA (45.2/7) in July and August. He posted career highs in wins (8), strikeouts (103), and innings pitched (131.2) in 26 appearances (24 starts) between Jupiter and Jacksonville this season. Castillo is a native of Bani, Dominican Republic; he was acquired from San Francisco in December, 2014.

Anderson, 23, began the season at High-A Jupiter, appearing in 49 games for the Hammerheads before earning a promotion to Double-A Jacksonville on May 30. He batted .302 (55x182) for Jupiter, with 27 runs scored, 12 doubles, two triples, three home runs, and 25 RBI, earning Florida State League Midseason All-Star honors. He appeared in 86 games for the Suns after his promotion at the end of May, hitting eight home runs and driving in 40. He was named the Southern League Player of the Week of August 21; he had a hit and a run scored in all seven games that week, batting .414 (12x29) with eight runs scored, two doubles, three home runs, and eight RBI. He hit .271 (57x210) combined in July and August with Jacksonville, with seven home runs and 28 RBI. Anderson was a third-round selection in the 2014 First-Year Player Draft out of the University of Arkansas. The Edmond, Oklahoma native set career highs in home runs (11) and RBI (65) this season.

FISH FARM: The Marlins had 11 rookies take the field in the Majors in 2016, including five who made their Major League debuts. RHP Kyle Barraclough received the team's Rookie of the Year honors from the South Florida Chapter of the BBWAA. He finished the season with a 6-3 record and 2.85 ERA (72.2 ip/23 er). Barraclough led all Marlins relievers in innings pitched (75), strikeouts (113) and average against (.176), and tied for the team-lead in relief wins. His 113 strikeouts ranked third among all relievers, behind Dellin Betances (126) and Andrew Miller (123), and marked a new single-season Club record, surpassing Robb Nen's total of 92 punchouts in 1996.

DRAFT RECAP: The Marlins selected LHP Braxton Garrett, from Florence HS (Ala.), with the seventh overall pick. He was 6-2, 0.56 with 131 strikeouts and 13 walks in 65.1 innings during his senior season and was named the Gatorade Alabama Player of the Year. The next pick for the Marlins came in the third round, and the club chose OF Thomas Jones with the 84th overall pick out of Laurens Distric 55 H.S. in Laurens, South Carolina. He was named the Gatorade South Carolina Player of the Year, and was an Under Armour All-American.

FEAR THE SOUTHPAW: LHP Dillon Peters led all Marlins farmhands in wins (14) and ranked fourth in strikeouts (105) in 2016 while making 20 starts for Advanced-A Jupiter and four starts for Double-A Jacksonville. He was a Florida State League Post-season All-Star and a MiLB.com Organization All-Star. Peters went 11-6 with a 2.46 ERA (106.0/29) in 20 starts for Jupiter, while going 3-0, 1.99 (22.2/5) in four starts for Jacksonville. His 11 wins in the FSL ranked fifth among all pitchers. He was selected in the 10th round of the 2014 First-Year Player Draft out of the University of Texas.

FINAL AFFILIATE TEAM STANDINGS

TEAM	LEAGUE	PLACE	W	L	PCT.	GB
New Orleans Zephyrs	Pacific Coast (AAA)	3rd	69	70	.497	12.5
Jacksonville Suns	Southern (AA)	Overall	63	76	.453	17.5
		5th (1st Half)	30	40	.429	11.0
		4th (2nd Half)	33	36	.478	6.5
Jupiter Hammerheads	Florida State (A)	Overall	68	69	.496	7.0
		6th (1st Half)	31	37	.456	7.0
		2nd (2nd Half)	37	32	.536	2.5
Greensboro Grasshoppers	South Atlantic (A)	Overall	65	75	.464	18.0
		3rd (1st Half)	38	32	.543	5.0
		7th (2nd Half)	27	43	.386	18.0
Batavia Muckdogs	New York-Penn (SS-A)	7th	22	53	.293	27.5
GCL Marlins	Gulf Coast	4th	24	31	.436	9.5
TOTALS	--	--	311	374	.454	--



2016 ORGANIZATIONAL RECAP

ORGANIZATIONAL HONORS

2016 ORGANIZATIONAL HITTERS OF THE MONTH

MONTH	PLAYER	TEAM	HIGHLIGHTS
April	Destin Hood/OF	New Orleans	.320 AVG (24x75), 5 2B, 6 HR, 22 RBI, .376 OBP, .627 SLG
May	Brian Anderson/INF	Jupiter	.293 AVG (29x99), 7 2B, HR, 14 RBI, .345 OBP, .414 SLG
June	Angel Reyes/INF	Greensboro	.376 AVG (35x93), 7 2B, 2 HR, 15 RBI, .398 OBP, .538 SLG
July	Xavier Scruggs/INF	New Orleans	.283 AVG (28x99), 8 2B, 9 HR, 20 RBI, .360 OBP, .636 SLG
August	Jeremias Pineda/OF	Jupiter	.358 AVG (24x77), 4 2B, 9 RBI, .421 OBP, .431 SLG

2016 ORGANIZATIONAL PITCHERS OF THE MONTH

MONTH	PITCHER	TEAM	HIGHLIGHTS
April	RHP Austin Brice	Jacksonville	1-1, 1.29 ERA, 5 GS, 28.0 IP, 6 BB, 23 SO, .212 OPP AVG
May	RHP Luis Castillo	Jupiter	2-1, 1.67 ERA, 5 G, 4 GS, 27.0 IP, 3 BB, 23 SO, .219 OPP AVG
June	RHP Drew Steckenrider	Jacksonville	0-0, 2.19 ERA, 1 SV, 10 G, 12.1 IP, 3 BB, 17 SO, .077 OPP AVG
July	RHP Jeff Brigham	Jupiter	2-0, 0.33 ERA, 1 SV, 5 G, 4 GS, 27.2 IP, 8 BB, 31 SO, .173 OPP AVG
August	LHP Dillon Peters	Jacksonville	3-0, 1.99 ERA, 4 GS, 22.2 IP, 4 BB, 16 SO, .205 OPP AVG

2016 ORGANIZATIONAL ALL-STARS

TEAM	CLASS	PLAYER	POSITION
New Orleans	AAA (PCL)	Destin Hood	Outfielder
Jacksonville	AA (SL)	Tyler Bremer	Right-Handed Pitcher
Jacksonville	AA (SL)	Austin Brice	Right-Handed Pitcher
Jacksonville	AA (SL)	Austin Dean	Outfielder
Jacksonville	AA (SL)	Jake Esch	Right-Handed Pitcher
Jacksonville	AA (SL)	Peter Mooney	Infielder
Jacksonville	AA (SL)	Yefri Pérez	Utility
Jacksonville	AA (SL)	J.T. Riddle	Infielder
Jacksonville	AA (SL)	Maisés Sierra	Outfielder
Jupiter	A (FSL)	Brian Anderson	Infielder
Jupiter	A (FSL)	Taylor Ard	Utility
Jupiter	A (FSL)	Luis Castillo	Right-Handed Pitcher
Jupiter	A (FSL)	John Norwood	Outfielder
Jupiter	A (FSL)	Esmerling De La Rosa	Right-Handed Pitcher
Jupiter	A (FSL)	Dexter Kjerstad	Outfielder
Jupiter	A (FSL)	Dillon Peters	Left-Handed Pitcher
Greensboro	A (SAL)	Ben Holmes	Left-Handed Pitcher
Greensboro	A (SAL)	Josh Naylor	Infielder
Greensboro	A (SAL)	C.J. Robinson	Right-Handed Pitcher
Greensboro	A (SAL)	Isael Soto	Outfielder
Batavia	R (NY-PL)	J.J. Gould	Infielder
Batavia	R (NY-PL)	Shane Sawczak	Left-Handed Pitcher

MINOR LEAGUE AWARDS AND HONORS

LEAGUE PLAYER/PITCHER OF THE YEAR

- 1993 - Tim Clark, High Desert (California)
- 1995 - Billy McMillon, Portland (Eastern)
- 1997 - Kevin Millar, Portland (Eastern)
- 2001 - Adrian González, Kane County (Midwest)
- 2002 - Jason Stokes, Kane County (Midwest)
- 2003 - Nic Ungs, Jupiter (Florida State)
- 2007 - John Raynor, Carolina (South Atlantic)
- 2008 - Gaby Sánchez, Carolina (South Atlantic)
- 2008 - Logan Morrison, Jupiter (Florida State)
- 2010 - Tom Koehler, Jacksonville (Southern)
- 2011 - Kyle Jensen, Jupiter (Florida State)
- 2013 - Justin Nicolino, Jupiter (Florida State)
- 2014 - Justin Nicolino, Jacksonville (Southern)
- 2016 - Luis Castillo, Jupiter (Florida State)

BASEBALL AMERICA ORGANIZATION OF THE YEAR

- 2003 - Florida Marlins

BASEBALL AMERICA MANAGER OF THE YEAR

- 1996 - Carlos Tosca, Portland

BASEBALL AMERICA MINOR LEAGUE PLAYER OF THE YEAR

- 2001 - Josh Beckett, Portland/Brevard County

BASEBALL AMERICA CLASS A PLAYER OF THE YEAR

- 1993 - Tim Clark, High Desert (California)

MILBY STARTING PITCHER OF THE YEAR

- 2012 - José Fernández

MILBY RELIEF PITCHER OF THE YEAR

- 2013 - Nick Wittgren

SPORTSTICKER PLAYER OF THE YEAR

- 2001 - Josh Beckett
- 2002 - Jason Stokes

SPORTS WEEKLY MINOR LEAGUE PITCHER OF THE YEAR

- 2001 - Josh Beckett
- 2002 - Donrelle Willis

SPORTSTICKER TEENAGER OF THE YEAR

- 2001 - Adrian González, Kane County (Midwest)

TOPPS MINOR LEAGUE PLAYER OF THE YEAR

- 2002 - Jason Stokes, Kane County

TOPPS ORGANIZATION OF THE YEAR

- 2008 - Florida Marlins

USA TODAY MINOR LEAGUE PLAYER OF THE YEAR

- 2001 - Josh Beckett

JOHN J. JOHNSON PRESIDENT'S TROPHY

- 2000 - Portland Sea Dogs

2016 ORGANIZATIONAL LEADERS

FRONT OFFICE
FIELD STAFF
PLAYERS
MILITARY
MILITARY REVIEW
TEAM HISTORY
POSTSEASON HISTORY
PLAYER DEVELOPMENT
JUP POSSESSIONS
GENERAL INFORMATION

GAMES

Brian Anderson	JAX/JUP	135
Matt Juengel	NEW/JAX	131
Austin Dean	JAX	130
Taylor Ard	JUP	130
Isaac Galloway	NEW	129

BATTING AVERAGE (MIN. 2.7 PA/TEAM GAME)

Moisés Sierra	JAX	.336
Tomás Telis	NEW	.310
Ronnie Mitchell	JAX/JUP	.299
Xavier Scruggs	NEW	.290
Roy Morales	GBO	.288

AT BATS

Brian Anderson	JAX/JUP	483
Austin Dean	JAX	480
Destin Hood	NEW	476
Taylor Ard	JUP	472
John Norwood	JUP	469

RUNS

Xavier Scruggs	NEW	69
John Norwood	JUP	68
Matt Juengel	NEW/JAX	67
Brian Anderson	JAX/JUP	65
Dexter Kjerstad	JUP	64

HITS

Brian Anderson	JAX/JUP	128
John Norwood	JUP	127
Destin Hood	NEW	127
Matt Juengel	NEW/JAX	124
J.T. Riddle	NEW/JAX	123

WINS

Dillon Peters	JAX/JUP	14
Jake Esch	NEW/JAX	12
Chuck Weaver	GBO	9
Dylan Axelrod	NEW	9
Four Players Tied		8

LOSSES

Jorgan Cavanerio	JUP	12
Ben Meyer	GBO	11
Jake Esch	NEW/JAX	10
Cody Poteet	GBO	9
Two Players Tied		8

STRIKEOUTS

Patrick Johnson	JAX	113
Jeff Brigham	JUP	112
Cody Poteet	GBO	106
Dillon Peters	JAX/JUP	105
Two Players Tied		103

ERA (MIN. 100.0 IP FP)

Luis Castillo	JAX/JUP	2.25
Dillon Peters	JAX/JUP	2.38
Austin Brice	NEW/JUP	3.74
Cody Poteet	GBO	3.91
Patrick Johnson	JAX	3.37

BATTING

TOTAL BASES

Destin Hood	NEW	207
Brian Anderson	JAX/JUP	188
John Norwood	JUP	186
Austin Dean	JAX	180
Xavier Scruggs	NEW	179

DOUBLES

Destin Hood	JUP	29
Matt Juengel	NEW/JAX	27
Four Players Tied		24

TRIPLES

Austin Dean	JAX	5
Matt Juengel	NEW/JAX	5
Dexter Kjerstad	JUP	5
Justin Bohn	JUP	5
Israel Soto	GBO	5

HOME RUNS

Xavier Scruggs	NEW	21
Dexter Kjerstad	JUP	15
Destin Hood	NEW	15
Taylor Ard	JUP	14
Robert Andino	NEW	13

RBI

Destin Hood	NEW	80
Taylor Ard	JUP	73
Austin Dean	JAX	67
Brian Anderson	JAX/JUP	65
Matt Juengel	NEW/JAX	64

PITCHING

GAMES

Sean Donatello	JAX	46
Tyler Kinley	NEW/JAX	44
Tyler Higgins	JAX	44
Raudel Lazo	NEW/JAX/JUP	42
Three Players Tied		41

COMPLETE GAMES

Paul Clemens	NEW	2
Five Players Tied		1

SHUTOUTS

Paul Clemens	NEW	1
Jake Esch	NEW/JAX	1

SAVES

C.J. Robinson	JUP/GBO	22
Drew Steckenrider	NEW/JAX/JUP	14
Emerting De La Rosa	JAX/JUP	13
Andre Rienzo	4 teams	8
Two Players Tied		7

BASES ON BALLS

Xavier Scruggs	NEW	58
Brian Anderson	JAX/JUP	58
Kenny Wilson	NEW/JAX	54
Jeremias Pineda	JAX/JUP	54
John Norwood	JUP	49

STRIKEOUTS

Jeremias Pineda	JAX/JUP	141
Dexter Kjerstad	JUP	132
Zach Sullivan	GBO	117
John Norwood	JUP	116
Justin Twine	GBO	116

STOLEN BASES

Yefri Pérez	JAX	39
Jeremias Pineda	JAX/JUP	38
Anfernee Seymour	GBO	37
Isaac Galloway	NEW	31
Kenny Wilson	NEW/JAX	30

SLUGGING % (MIN. 2.7 PA/TEAM GAME)

Xavier Scruggs	NEW	.565
Moisés Sierra	JAX	.519
Alex Glenn	JAX	.444
Ronnie Mitchell	JAX/JUP	.441
Destin Hood	NEW	.435

ON-BASE % (MIN. 2.7 PA/TEAM GAME)

Moisés Sierra	JAX	.403
Xavier Scruggs	NEW	.400
Ronnie Mitchell	JAX/JUP	.373
Tomás Telis	NEW	.361
Roy Morales	JAX	.357

INNINGS PITCHED

Jake Esch	NEW/JAX	142.0
Dylan Axelrod	NEW	133.1
Luis Castillo	JAX/JUP	131.2
Dillon Peters	JAX/JUP	128.2
Jorgan Cavanerio	JUP	128.1

BASES ON BALLS

Jeff Brigham	JUP	47
Jake Esch	NEW/JAX	46
Cody Poteet	GBO	44
Hunter Adkins	GBO	41
Kendry Flores	NEW/JAX/JUP	39

OPP. BATTING AVERAGE (MIN. 100.0 IP)

Luis Castillo	JAX/JUP	.219
Austin Brice	NEW/JAX	.222
Steven Farnsworth	JUP/GBO	.242
Dillon Peters	JAX/JUP	.245
Jeff Brigham	JUP	.246

WHIP (MIN. 100.0 IP)

Luis Castillo	JAX/JUP	1.00
Dillon Peters	JAX/JUP	1.08
Austin Brice	NEW/JAX	1.10
Steven Farnsworth	JUP/GBO	1.14
Patrick Johnson	JAX	1.19



NEW ORLEANS BABY CAKES - AAA

Shrine on Airline (10,000)

6000 Airline Drive
Metairie, LA 70003

Phone: (504) 734-5155
Web: cakesbaseball.com



BABY CAKES DIRECTORY

PRESIDENT: LOU SCHWECHHEIMER
SENIOR VP/GENERAL MANAGER: AUGUSTO "COOKIE" ROJAS
MEDIA RELATIONS CONTACT: DAVE SACHS
E-MAIL ADDRESS: DAVES@CAKESBASEBALL.COM

COACHING STAFF

MANAGER: ARNIE BEYELER
PITCHING COACH: SCOTT BUDNER
HITTING COACH: KEVIN WITT
COACH: ROBERT RODRIGUEZ
TRAINER: GREG HARREL
STRENGTH AND CONDITIONING COACH: QUENTIN EBERHARDT
VIDEO ASSISTANT: ALEX BURRITT

JACKSONVILLE JUMBO SHRIMP - AA

Baseball Grounds (11,000)

301 A. Phillip Randolph Blvd
Jacksonville, FL 32201

Phone: (904) 358-2846
Web: jaxshrimp.com



JUMBO SHRIMP DIRECTORY

OWNER/CEO: KEN BABBY
GENERAL MANAGER: HAROLD CRAW
MEDIA RELATIONS CONTACT: ROGER HOOVER
E-MAIL ADDRESS: ROGERH@JAXSHRIMP.COM

COACHING STAFF

MANAGER: RANDY READY
PITCHING COACH: STORM DAVIS
HITTING COACH: JESUS MERCHAN
COACH: JOSÉ CEBALLOS
TRAINER: CESAR ROMAN
STRENGTH AND CONDITIONING COACH: ROBERT REICHERT
VIDEO ASSISTANT: KEANAN LAMB

JUPITER HAMMERHEADS - A

Roger Dean Stadium (7,000)

4751 Main Street
Jupiter, FL 33458

Phone: (561) 775-1818
Web: jupiterhammerheads.com



HAMMERHEADS DIRECTORY

OWNER: JEFFREY H. LORIA
GENERAL MANAGER/MEDIA RELATIONS CONTACT: MIKE BAUER
E-MAIL ADDRESS: M.BAUER@ROGERDEANSTADIUM.COM

COACHING STAFF

MANAGER: KEVIN RANDEL
PITCHING COACH: JEREMY POWELL
HITTING COACH: REY NORIEGA
COACH: DANNY BLACK
TRAINER: BEN CATES
STRENGTH AND CONDITIONING COACH: TYLER GRIDDALE
VIDEO ASSISTANT: HANK LARUE



GREENSBORO GRASSHOPPERS - A

First National Bank Field (7,599)

408 Bellemeade St.
Greensboro, NC 27401

Phone: (336) 268-2255
Web: gsohoppers.com



GRASSHOPPERS DIRECTORY

PRESIDENT: DONALD MOORE
VP, BASEBALL OPS: KATIE DANNE MILLER
MEDIA RELATIONS CONTACT: KATIE DANNE MILLER
E-MAIL ADDRESS: KATIE@GSOHOPPERS.COM

COACHING STAFF

MANAGER: TODD PRATT
PITCHING COACH: MARK DIFELICE
HITTING COACH: FRANK MOORE
COACH: ANGEL ESPADA
TRAINER: MICHAEL BIBBO
STRENGTH AND CONDITIONING COACH: TREVOR GING
VIDEO ASSISTANT: JACOB WILLIAMS

BATAVIA MUCKDOGS - A

Dwyer Stadium (2,600)

299 Bank St.
Batavia, NY 14020

Phone: (585) 343-5454
Web: muckdogs.com



MUCKDOGS DIRECTORY

PRESIDENT: NAOMI SILVER
GENERAL MANAGER: TRAVIS SICK
MEDIA RELATIONS CONTACT: TRAVIS SICK
E-MAIL ADDRESS: TSICK@MUCKDOGS.COM

COACHING STAFF

MANAGER: MIKE JACOBS
PITCHING COACH: JASON ERICKSON
HITTING COACH: RIGOBERTO SILVERIO
COACH: T.J. GAMBA
TRAINER: ERIC REIGELBERGER
STRENGTH AND CONDITIONING COACH: BRADY FITZGERALD
VIDEO ASSISTANT: CHRIS MONTGOMERY

GULF COAST LEAGUE MARLINS - ROOKIE

Roger Dean Stadium (7,000)

4751 Main Street
Jupiter, FL 33458

Phone: (561) 775-1818

GCL MARLINS DIRECTORY

OWNER: JEFFREY H. LORIA
GENERAL MANAGER: BRETT WEST

COACHING STAFF

MANAGER: JOHN PACHOT
PITCHING COACH: MANNY OLIVERA
HITTING COACH: DANNY SANTIN
COACH: DOMINICK AMBROSINI
TRAINER: PATRICK AMORELLI
STRENGTH AND CONDITIONING COACH: IAN KADISH
VIDEO ASSISTANT: MAC LEBOEUF

DOMINICAN SUMMER LEAGUE MARLINS

COACHING STAFF

MANAGER: RAY NUÑEZ
HITTING COACH: RONY PERALTA
PITCHING COACHES: JOSÉ DURAN, ALVIN ALCANTARA
COACHES: MIGUEL FERMIN, RAFAEL MORLA
TRAINERS: RAMON ASENCIO, FRANK OVALLES
STRENGTH & CONDITIONING: RUBEN ROMERO

HOME OFFICE | ALLIANCE | PLAYERS | 2016 IN REVIEW | CLUB HISTORY | POSTSEASON HISTORY | PLAYER DEVELOPMENT | 2017 OFFICIALS | ANNUAL INFORMATION





ARNIE BEYELER

MANAGER

Arnie Beyeler returns for his second year as manager of the New Orleans Baby Cakes, following three seasons as first base coach for the Boston Red Sox. He also served as Boston's outfield instructor during that time, and spent 12 seasons overall with the Red Sox organization. The Red Sox outfielders led the American League in 2014 with 37 assists, and Beyeler served as first base coach for the 2014 AL All-Star team.

Beyeler has compiled an 871-826 (.513) record in 14 seasons as a Minor League manager, reaching the playoffs six times. He spent nine seasons as a manager in the Red Sox organization, guiding Triple-A Pawtucket (2011-12), Double-A Portland ('07-10), Single-A Augusta ('02) and Single-A Lowell ('00-01) to a combined 585-553 (.514) record and four playoff appearances. He led Pawtucket to the 2012 Governors' Cup, marking the PawSox' first International League Championship in 28 years. He also led Portland to a pair of Eastern League playoff berths in 2007 and '08, and was named the Eastern League's top managerial prospect by *Baseball America* in 2010.

The Wichita State University graduate resides in Ponte Vedra Beach, Fla., and has two children, Jordan and Brady.



SCOTT BUDNER

PITCHING COACH

Scott Budner begins his first season as pitching coach for New Orleans. He spent last season with the Angels as pitching coach for Double-A Arkansas, where his staff tied for the Texas League lead with 15 shutouts. He spent the previous four seasons with the Seattle Mariners as a major league batting practice pitcher. A left-hander, Budner was selected by the San Francisco Giants in the sixth round of the 1977 amateur draft. He posted a 3.36 ERA with the Great Falls Giants that year, best in Pioneer League. Overall, Budner played seven years in the minors within the Giants and Orioles farm systems, reaching as high as Triple-A.

After his playing career, the New London, Conn. native was the pitching coach at Jacksonville University in Florida from 1988 to 1990, and was a minor league coach in the Oakland Athletics organization from 1990 to 1994. Budner was also the pitching coach of the Lancaster JetHawks in 2000, Wisconsin Timber Rattlers in 2001, Inland Empire 66ers in 2003, San Antonio Missions in 2004, 66ers again from 2005 to 2006, and High Desert Mavericks in 2007. In 2007, Budner was also named Seattle Mariners Player Development Staff Member of the Year. Budner pitched collegiately at Eastern Connecticut State University, and was inducted into their Hall of Fame in 2008.



KEVIN WITT

HITTING COACH

Kevin Witt joins the Marlins organization for his first season as a professional coach. Previously, Witt held the role of Director of Player Development at Marucci Elite Houston. He joined Marucci Elite Houston in November of 2012, and worked with players from eight years old to 18.

Witt was a first-round selection (28th overall) of the Toronto Blue Jays in the 1994 First-Year Player Draft out of Bishop Kenny High School in Jacksonville, Fla. and played parts of five MLB seasons with the Blue Jays, Padres, Tigers and Devil Rays between 1998 and 2006; he also played 12 season in the Minors between 1994 and 2006. In 2006, while playing for the Durham Bulls, he was named the Triple-A All-Star MVP and International League MVP.



GREG HARREL

ATHLETIC TRAINER

Greg Harrel begins his first season as Athletic Trainer for New Orleans, following 10 years with the Dodgers organization. Harrel joined the Dodgers in 2007 and served as the Triple-A trainer until he joined the MLB staff in 2012. He returned to the Triple-A ranks in 2015 for the Dodgers inaugural season at OKC. A Cashon native, he also was the trainer for the 89ers and RedHawks from 1992-2002. The organization was then affiliated with the Texas Rangers.



2016 FINAL STATS

BATTING

BATTER	AVG	G	AB	R	H	2B	3B	HR	RBI	BB	SO	SB	CS	OBP	SLG	E
Andino, Robert	.267	108	419	52	112	24	2	13	46	30	111	8	1	.319	.427	12
Arcia, Francisco	.213	18	61	2	13	1	0	0	2	2	14	0	0	.262	.230	1
Black, Dan	.214	33	84	5	18	1	0	2	8	7	25	1	0	.275	.298	0
Bour, Justin	.111	5	18	0	2	0	0	0	0	1	0	0	0	.158	.111	0
Ciriaco, Pedro	.221	23	68	4	15	2	0	0	2	1	13	4	0	.239	.250	3
Ciriaco (2016 TOTALS)	.256	74	262	18	67	9	0	1	20	5	49	10	6	.282	.302	8
Corporan, Carlos	.195	37	118	12	23	6	0	4	16	5	34	0	0	.246	.347	5
Figuerola, Cole	.230	41	135	14	31	7	1	0	11	15	17	0	1	.305	.296	2
Figuerola, Cole (2016 TOTALS)	.240	47	154	19	37	7	2	0	14	18	18	3	2	.318	.312	2
Galloway, Isaac	.254	129	441	61	112	19	2	10	38	33	112	31	10	.312	.374	2
Gillespie, Cole	.190	37	121	7	23	5	0	1	11	14	23	1	0	.279	.256	0
Gordon, Dee	.257	9	35	7	9	1	1	0	2	1	5	3	0	.278	.343	2
Hood, Destin	.267	126	476	61	127	29	3	15	80	37	113	11	6	.316	.435	3
Juengel, Matt	.263	110	392	57	103	25	4	11	53	32	76	0	0	.325	.431	12
Kelly, Don	.198	72	202	19	40	2	1	1	19	24	40	1	1	.284	.233	2
Lough, David	.200	9	30	2	6	2	0	0	1	1	5	0	0	.226	.267	0
Lutz, Zach	.086	16	35	1	3	0	0	0	0	7	18	0	0	.256	.086	0
McGee, Stephen	.333	1	3	1	1	0	0	1	1	0	1	0	0	.333	1.333	0
Mooney, Peter	.286	2	7	1	2	0	0	0	3	1	2	0	0	.375	.286	0
Nieto, Adrian	.195	37	113	9	22	4	0	1	19	15	38	1	0	.287	.257	1
Nola, Austin	.261	113	372	34	97	23	1	6	44	24	56	4	1	.308	.376	11
Riddle, J.T.	.268	15	56	4	15	2	0	1	2	1	9	1	0	.281	.357	1
Scruggs, Xavier	.290	93	317	69	92	24	0	21	50	58	90	4	2	.408	.565	3
Shoemaker, Brady	.239	27	71	9	17	5	0	3	10	10	14	0	1	.333	.437	0
Soto, Elliot	.241	62	158	22	38	4	1	1	12	28	36	3	0	.358	.297	4
Tellis, Tomás	.310	91	336	46	104	16	3	6	45	27	42	4	2	.362	.429	5
Weber, Garrett	.250	6	16	2	4	0	0	1	0	0	6	0	0	.250	.375	0
Wilson, Kenny	.219	93	310	37	68	14	0	1	20	39	75	26	8	.318	.274	3
Team Total	.246	140	4559	549	1120	218	20	98	506	423	1046	103	33	.314	.367	85

PITCHING

PITCHER	W-L	ERA	G	GS	CG	SHO	SV	IP	H	R	ER	HR	HB	BB	SO	WP
Adkins, Hunter	2-1	6.75	5	1	0	0	0	14.2	13	11	11	2	1	15	10	2
Axelrod, Dylan	9-7	4.19	26	25	1	0	0	133.1	140	65	62	13	1	33	86	8
Barracough, Kyle	1-0	1.50	3	0	0	0	1	6.0	2	1	1	0	0	1	9	0
Bremer, Tyler	0-0	5.25	5	0	0	0	0	12.0	16	7	7	1	2	7	10	2
Breslaw, Craig	1-3	6.46	14	0	0	0	2	23.2	34	18	17	3	0	11	29	0
Brice, Austin	0-0	1.04	5	0	0	0	2	8.2	3	1	1	1	0	1	10	0
Cervenka, Hunter	0-0	0.00	2	0	0	0	1	2.0	1	0	0	0	0	0	4	0
Chalfee, Ryan	0-0	12.46	2	0	0	0	0	4.1	8	6	6	2	0	4	2	0
Clemens, Paul	6-4	4.30	14	14	2	1	0	75.1	66	38	36	6	3	25	66	2
Cosart, Jarred	3-4	4.09	10	10	0	0	0	50.2	55	30	23	8	0	25	30	1
Ege, Cody	4-3	4.50	36	0	0	0	5	44.0	42	24	22	1	6	27	35	5
Ellington, Brian	1-0	3.12	32	0	0	0	2	34.2	17	12	12	2	2	26	54	4
Esch, Jake	2-1	5.70	4	4	1	1	0	23.2	26	15	15	2	1	9	14	0
Flores, Kendry	3-6	4.53	18	16	0	0	0	91.1	103	51	46	8	6	39	74	4
Guthrie, Jeremy	3-3	8.44	6	6	0	0	0	26.2	45	27	25	5	1	14	16	2
Guthrie (2016 TOTALS)	6-8	7.17	17	17	0	0	0	86.2	120	74	69	10	4	33	53	6
Hall, Cody	0-0	0.00	4	0	0	0	1	3.1	2	1	0	0	0	0	4	0
Hall (2016 TOTALS)	0-0	6.50	16	0	0	0	1	18.0	25	14	13	2	1	7	14	0
Jakisch, Eric	2-0	2.64	18	0	0	0	1	30.2	33	11	9	1	1	14	19	4
Kinley, Tyler	0-2	7.45	8	0	0	0	1	9.2	13	14	8	1	1	9	12	4
Lazo, Raudel	2-0	1.78	24	0	0	0	2	30.1	28	10	6	1	2	10	27	0
Luebke, Cory	0-0	0.00	1	0	0	0	0	1.0	0	0	0	0	0	0	1	0
McGough, Scott	0-1	13.50	2	0	0	0	0	2.2	6	4	4	0	1	3	1	0
McGowan, Dustin	0-0	0.00	4	0	0	0	2	7.1	1	0	0	0	0	6	7	0
Nappo, Greg	5-6	4.63	26	1	0	0	0	68.0	69	37	35	10	5	33	60	5
Narveson, Chris	4-6	3.41	20	15	0	0	0	89.2	76	36	34	10	1	30	68	5
Nicolino, Justin	7-6	4.13	14	14	0	0	0	85.0	87	43	39	10	0	13	49	4
Ogando, Nefi	0-0	3.33	22	0	0	0	2	24.1	18	9	9	2	3	11	19	1
Pineyro, Ivan	0-2	5.06	5	3	0	0	0	16.0	12	9	9	0	1	10	13	1
Reed, Chris	3-4	3.78	20	9	0	0	0	66.2	54	31	28	9	6	27	54	4
Reyes, Jo-Jo	3-2	3.43	38	0	0	0	4	60.1	60	23	23	2	2	17	51	7
Rienzo, Andre	2-1	2.51	27	0	0	0	8	32.1	25	9	9	1	4	18	33	1
Steckenrider, Drew	0-1	5.40	10	0	0	0	7	11.2	11	9	7	1	0	7	15	1
Tomshaw, Matt	0-1	2.12	8	0	0	0	0	17.0	15	5	4	3	1	2	16	0
Urena, José	3-3	3.17	12	12	0	0	0	48.1	41	18	17	4	5	21	41	1
Wittgren, Nick	1-0	1.42	10	0	0	0	2	12.2	6	2	2	1	0	4	11	1
Wojciechowski, Asher	2-3	5.26	13	10	0	0	0	49.2	61	31	29	10	3	24	32	2
Wojciechowski (2016 TOTALS)	4-5	5.28	18	15	0	0	0	75.0	90	52	44	11	6	37	54	2
Team Total	69-70	4.10	140	140	4	13	43	1217.2	1189	608	555	120	59	496	982	67



FRONT OFFICE | HIGHLIGHTS | MONTHS | 2016 IN REVIEW | TEAM HISTORY | POSITIONAL HISTORY | PLAYER DEVELOPMENT | 2017 OPPORTUNITIES | ANNUAL INFORMATION



**RANDY
READY**
MANAGER

Randy Ready begins his first season at the helm of the Jacksonville Jumbo Shrimp, following one year as Manager of Single-A Jupiter. Ready managed Jupiter to a 68-69 record in 2016, with a 37-32 mark in the second half. He spent 2015 coaching the Dallas Tigers Select 16U team which were the *Perfect Game World Series Champions*.

In 2013, Ready was manager of Triple-A Gwinnett in the Braves organization. Prior to that, he was Minor League hitting coordinator for the Texas Rangers in 2012 and was the Major League hitting coach for the San Diego Padres for three seasons (2009-11). He began his coaching career with Detroit as manager of Short-A affiliate Oneonta from 2002-03. He also served as manager in the Padres organization with Triple-A Portland (2008-09), Double-A San Antonio ('07) and Single-A Fort Wayne ('04-06). He reached the postseason in each of his first six years overall as a manager, including a Texas League championship in 2007.

The former sixth-round draft pick in 1980 by Milwaukee appeared in 777 MLB games over parts of 13 seasons with the Brewers, Padres, Phillies, Athletics and Expos. Ready has six sons: Andrew, Collin, Jarrod, Max, Nic, and Mark.



**STORM
DAVIS**
PITCHING COACH

Storm Davis returns for his second season with the Marlins organization, serving as pitching coach for Jacksonville, following a one year-stint as pitching coach for Triple-A New Orleans in 2015. Davis spent the previous three seasons with the Cubs organization as pitching coach for Double-A Tennessee (2014-15) and Single-A Daytona (2013). Prior to his time with Chicago-NL, he spent two seasons in the Rangers organization as pitching coach for Single-A Hickory, making his professional coaching debut in 2011.

He pitched in the Majors for 13 seasons from 1982-94, going 113-96 with a 4.02 ERA in 442 games (239 starts) with Baltimore, San Diego, Oakland, Kansas City and Detroit. He pitched on three World Series clubs, winning a championship in 1983 with Baltimore and 1989 with Oakland.

Storm was selected by Baltimore in the seventh round of the 1979 draft. He resides in Jacksonville, Fla. with his wife Angie. The couple has five children: Zach, Caleb, Justin, Stephanie, and Erin.



**JESUS
MERCHAN**
HITTING COACH

Jesus Merchan begins his first season as hitting coach for Jacksonville, marking his first year as a professional coach.

Merchan spent 13 years in the Minors, spending time with Minnesota (2000-05), Philadelphia (2005-07), Arizona (2008), Cleveland (2009), Toronto (2010), Florida (2011), Colorado (2011) and San Diego (2013). Merchan played for the Spain national team in the 2013 World Baseball Classic.



**CESAR
ROMAN**
ATHLETIC TRAINER

Cesar Roman enters his fourth season as trainer of Double-A Jacksonville after spending the previous two years as trainer of the GCL Marlins. He was a member of the Marlins' athletic training staff from 2007-11 before spending part of 2012 as Assistant Athletic Trainer at Palm Beach Atlantic University. Prior to joining the Marlins in 2007, he spent the previous four years (2003-06) working in the Rangers' organization.

He earned his master's degree from Long Island University. The San Juan, P.R., native resides in Jupiter, Fla.

FRONT OFFICE

FIELD STAFF

PLAYERS

WASH IN REVIEW

CLUB HISTORY

POSTSEASON HISTORY

PLAYER DEVELOPMENT

2017 OPPONENTS

GENERAL INFORMATION



JACKSONVILLE JUMBO SHRIMP

BATTING

BATTER	AVG	G	AB	R	H	2B	3B	HR	RBI	BB	SO	SB	CS	OBP	SLG	E
Anderson, Brian	.243	86	301	38	73	9	1	8	40	36	59	0	0	.330	.359	22
Arcia, Francisco	.232	75	250	15	58	11	1	1	18	25	60	0	1	.318	.296	5
Curley, Chris	.245	85	282	27	69	12	1	7	41	28	81	1	1	.326	.369	7
Dean, Austin	.238	130	480	60	114	23	5	11	67	48	110	1	2	.307	.375	5
Dietrich, Derek	.167	5	18	2	3	0	0	0	0	2	7	0	0	.318	.167	1
Glenn, Alex	.276	62	214	28	59	10	1	8	37	16	47	0	1	.328	.444	3
Juengel, Matt	.284	21	74	10	21	2	1	1	11	3	6	1	2	.304	.378	3
Maron, Cam	.302	61	162	17	49	8	0	1	23	24	23	1	0	.392	.370	2
Mitchell, Ronnie	.298	52	151	24	45	12	0	5	16	17	30	1	4	.373	.477	2
Mooney, Peter	.258	119	399	45	103	16	1	4	29	41	44	3	3	.331	.333	8
Muno, Danny	.222	8	18	2	4	0	0	0	0	4	4	0	0	.364	.222	3
Othman, Sharif	.176	35	102	9	18	4	2	0	4	8	32	0	0	.236	.255	4
Pérez, Yefri	.259	84	328	49	85	7	3	1	28	39	66	39	11	.334	.308	10
Pineda, Jeremias	.182	61	203	24	37	4	1	0	9	22	77	17	8	.271	.212	0
Riddle, J.T.	.278	101	389	49	108	18	4	3	51	33	72	5	1	.332	.368	7
Roberts, James	.210	72	181	19	38	5	0	0	11	22	36	1	2	.315	.238	4
Romero, Avery	.190	36	100	13	19	3	2	1	10	15	17	2	0	.299	.290	7
Shoemaker, Brady	.208	43	149	19	31	5	0	4	24	23	36	0	0	.326	.322	4
Sierra, Moisés	.336	82	268	44	90	16	3	9	37	30	45	6	3	.414	.519	6
Weber, Garrett	.208	56	154	12	32	4	1	2	16	16	36	0	0	.285	.286	4
Wilson, Kenny	.347	32	118	23	41	6	3	2	12	15	26	4	4	.421	.500	1
Team Total	.249	139	4510	538	1121	180	30	69	491	472	975	82	43	.325	.348	117

PITCHING

PITCHER	W-L	ERA	G	GS	CG	SHO	SV	IP	H	R	ER	HR	HB	BB	SO	WP	
Adkins, Hunter	2-5	5.04	22	11	0	0	1	69.2	70	42	39	12	2	22	60	3	
Araujo, Victor	1-1	3.38	9	0	0	0	1	16.0	18	7	6	1	1	11	12	5	
Ballew, Travis	1-1	5.28	11	0	0	0	0	15.1	10	10	9	1	3	9	8	2	
Berry, Tim	0-3	9.28	9	4	0	0	0	21.1	40	25	22	0	5	10	19	1	
Bremer, Tyler	5-4	3.08	36	0	0	0	3	61.1	48	25	21	5	4	24	49	4	
Brice, Austin	4-7	2.89	27	13	0	0	2	93.1	79	39	30	5	7	29	79	6	
Buckelew, James	0-0	0.00	1	0	0	0	0	1.0	2	0	0	0	0	1	0	0	
Castillo, Luis	0-2	3.86	3	3	0	0	0	14.0	12	9	6	1	1	7	12	3	
Cervenka, Hunter	0-0	9.00	1	0	0	0	0	1.0	0	1	1	0	1	1	2	0	
Cervenka (2016 TOTALS)	0-0	2.25	3	0	0	0	0	4.0	1	1	1	0	1	2	4	0	
Chaffee, Ryan	2-3	3.19	29	0	0	0	2	42.1	41	19	15	0	4	19	40	3	
De La Rosa, Esmerling	0-0	0.00	1	0	0	0	0	1.0	0	0	0	0	0	0	1	0	
Donatello, Sean	3-1	3.40	46	0	0	0	7	50.1	48	19	19	1	4	12	26	4	
Esch, Jake	10-9	4.03	22	22	0	0	0	118.1	117	53	53	8	5	37	82	2	
Flores, Kendry	0-0	1.59	1	1	0	0	0	5.2	7	1	1	0	0	0	4	0	
Garcia, Jarlin	1-3	4.54	9	9	0	0	0	39.2	38	22	20	4	2	11	27	2	
Guerrero, Tayron	1-1	1.93	12	0	0	0	4	14.0	11	3	3	0	0	2	3	15	1
Higgins, Tyler	3-5	3.45	44	0	0	0	0	73.0	65	31	28	6	5	19	45	3	
Johnson, Patrick	8-7	3.37	31	21	0	0	0	128.1	120	55	48	15	5	33	113	2	
Jokisch, Eric	0-0	0.00	1	1	0	0	0	4.0	2	0	0	0	1	0	5	0	
José, José	1-3	9.37	13	0	0	0	0	16.1	20	17	17	5	1	5	22	0	
Kinley, Tyler	2-2	3.96	36	0	0	0	5	50.0	44	23	22	3	3	20	51	9	
Lazo, Raudel	0-1	3.09	10	0	0	0	2	11.2	10	4	4	0	1	1	8	0	
Logan, Blake	0-0	9.00	3	1	0	0	0	6.0	7	6	6	1	1	3	3	0	
Luebke, Cory	0-0	0.00	2	0	0	0	0	4.0	5	0	0	0	1	0	3	0	
Lyman, Scott	0-2	5.09	11	1	0	0	0	17.2	18	11	10	0	1	10	11	2	
Mazza, Chris	6-5	4.16	19	14	0	0	0	80.0	78	41	37	8	3	28	51	2	
Newell, Ryan	0-0	9.39	2	2	0	0	0	7.2	12	8	8	3	0	3	3	1	
Peters, Dillon	3-0	1.99	4	4	0	0	0	22.2	17	5	5	2	0	4	16	2	
Pineyro, Ivan	0-2	11.57	3	3	0	0	0	9.1	18	12	12	2	0	4	1	1	
Ramsey, Matt	0-0	2.00	6	0	0	0	0	9.0	8	2	2	0	0	5	12	0	
Reed, Chris	1-0	3.07	4	2	0	0	0	14.2	12	5	5	0	2	5	11	0	
Rienzo, Andre	0-0	27.00	1	0	0	0	0	1.0	3	3	3	1	0	0	2	2	
Roberts, James	1-0	0.00	1	0	0	0	0	2.0	0	0	0	0	0	0	1	0	
Smith, Chipper	0-0	15.00	3	0	0	0	0	6.0	11	10	10	2	2	2	3	0	
Steckenrider, Drew	1-0	1.48	24	0	0	0	6	30.1	12	5	5	0	1	10	39	0	
Tomshaw, Matt	4-4	3.63	15	14	1	0	0	72.0	65	34	29	5	1	16	85	0	
Tracy, Matt	2-5	4.61	12	11	0	0	0	54.2	63	37	28	7	2	17	38	2	
Wojciechowski, Asher	1-0	2.53	2	2	0	0	0	10.2	9	3	3	0	2	1	9	0	
Team Total	63-76	3.97	139	139	1	9	33	1195.1	1140	587	527	98	73	382	968	62	

ROSTER OFFICE PHOTOGRAPHY MAINTENANCE 2016 MEDIA CENTER TOUR HISTORY POSSESSION HISTORY PLAYER DEVELOPMENT 2017 OPPONENTS ANNUAL INFORMATION





**KEVIN
RANDEL**
MANAGER

Kevin Randel is set to begin his first season as Manager for the Jupiter Hammerheads. He spent the previous two seasons as Manager for the Greensboro Grasshoppers. Prior to his time with the Grasshoppers, he spent the three seasons as hitting coach for Double-A Jacksonville and two years (2010-11) as hitting coach for Greensboro. Randel spent his whole playing career in the Marlins' organization from 2002-09.

Randel was drafted by the Marlins in the 13th round of the 2002 First-Year Player Draft and spent eight seasons in the Club's Minor League system. In 2009, Randel hit .253 with 12 home runs and 49 RBI with the Jacksonville Suns and was a key part of the 2009 Southern League Championship season. He also made three stints with the Hammerheads as a player (2005; 2007-08).

Randel is married to Laura and currently resides in Four Oaks, N.C.



**JEREMY
POWELL**
PITCHING COACH

Jeremy Powell enters his second season as pitching coach for Jupiter, marking his sixth season with the Marlins. He spent the previous two campaigns as pitching coach for Greensboro and the prior two years (2012-13) as the pitching coach for the GCL Marlins. Powell spent 2010 with the Arizona Diamondbacks as a pitching coach for the amateur development summer scout teams.

Prior to his first coaching stint, he spent two years in the Pirates' Minor League system, pitching for Triple-A Indianapolis. Powell played abroad in Japan for Nippon Professional Baseball from 2001-08. He recorded 10-plus wins in four different seasons in the NPB. He also spent seven years in the Minor Leagues with the Expos' and Padres' organizations.

He is married to Nicole and the couple has three sons: Tyler, Logan and Brayden. Powell resides in Phoenix, Ariz.



**REY
NORIEGA**
HITTING COACH

Rey Noriega joins the Marlins organization for his first season as a professional coach, serving as the hitting coach for Jupiter.

The Miami native was selected by the Cubs in the fourth round of the 1987 First-Year Player Draft out of Southwest High School, but chose to attend the University of Miami. He was named a Freshman All-American at Miami in 1988. He was then selected by the Yankees in the 60th round of the 1989 Draft, and won the Gulf Coast League Championship that season with the GCL Yankees.

Reynaldo (Rey) Noriega resides in Miami, Fla., with his wife, Sandy; the couple has three kids: Reyna, Sancia and Branden.



**BEN
CATES**
ATHLETIC TRAINER

Ben Cates returns for his third season as athletic trainer for Jupiter, following three seasons with Greensboro in the same role. He spent the 2012 season as the athletic trainer for Jamestown. Prior to that, he was an intern under the Athletic Training and Rehabilitation Coordinator, Gene Basham.

Cates received his Bachelor of Science in Athletic Training from Western Illinois University.

He resides in Rockford, Ill., with his wife, Chelsea.



JUPITER HAMMERHEADS

BATTING

BATTER	AVG	G	AB	R	H	2B	3B	HR	RBI	BB	SO	SB	CS	OBP	SLG	E
Anderson, Brian	.302	49	182	27	55	12	2	3	25	22	38	3	0	.377	.440	5
Aper, Ryan	.059	5	17	0	1	0	0	0	1	0	6	0	1	.059	.059	0
Ard, Taylor	.235	130	472	47	111	21	1	14	73	41	111	0	1	.303	.373	8
Bohn, Justin	.227	98	331	42	75	8	5	3	25	26	85	5	3	.288	.308	19
Cabrera, Rony	.208	46	154	9	32	5	0	0	12	9	44	2	1	.252	.240	9
Chavez, Joseph	.167	3	6	0	1	0	0	0	0	3	3	0	0	.444	.167	0
Cardova, Rehiner	.165	56	139	22	23	1	0	0	11	19	22	1	1	.270	.173	13
Haynal, Brad	.251	92	335	26	84	17	0	3	48	23	66	2	3	.304	.328	5
Hoo, Chris	.210	77	233	19	49	6	0	2	14	17	48	0	0	.291	.262	4
Kjerstad, Dexter	.227	124	462	64	105	17	5	15	55	29	132	9	7	.291	.383	4
Mitchell, Ronnie	.302	14	53	7	16	2	0	0	6	7	7	2	2	.377	.340	0
Norwood, John	.271	127	469	68	127	24	4	9	50	49	116	14	12	.347	.397	8
Othman, Sharif	.050	5	20	0	1	0	0	0	2	0	7	0	0	.050	.050	1
Pineda, Jeremias	.300	65	253	36	76	6	2	0	15	32	64	21	4	.381	.340	1
Ramirez, Yuniel	.185	33	108	11	20	3	1	2	9	4	18	2	4	.212	.287	0
Roberts, James	.400	3	10	1	4	0	0	1	4	2	1	1	1	.500	.700	0
Rodriguez, Arturo	.250	27	92	3	23	1	0	0	8	9	13	0	0	.314	.261	1
Romero, Avery	.253	75	269	28	68	13	0	3	27	20	39	1	0	.311	.335	18
Schaless, Brian	.194	109	371	38	72	9	1	0	16	40	77	3	0	.284	.224	10
Sosa, Junior	.259	83	305	35	79	7	1	0	24	39	60	8	2	.345	.289	1
Vigili, Rodrigo	.250	24	84	4	21	2	3	0	8	2	12	0	0	.284	.345	1
Weber, Garrett	.250	6	20	3	5	0	0	0	2	4	3	0	0	.400	.250	0
Woods, K.J.	.155	24	84	6	13	1	0	2	7	8	34	0	0	.245	.238	1
Team Total	.237	137	4469	496	1061	155	25	57	442	405	1006	74	42	.308	.322	120

PITCHING

PITCHER	W-L	ERA	G	GS	CG	SHO	SV	IP	H	R	ER	HR	HB	BB	SO	WP
Adames, José	1-5	6.00	36	0	0	0	7	48.0	51	33	32	2	4	27	43	3
Adkins, Hunter	0-0	3.12	5	2	0	0	0	17.1	15	6	6	0	1	4	16	2
Araujo, Victor	0-1	9.00	4	0	0	0	0	6.0	10	9	6	1	0	2	4	0
Ballew, Travis	0-3	7.88	13	0	0	0	2	16.0	22	16	14	1	1	2	18	5
Bellre, Andy	0-1	2.00	19	0	0	0	4	27.0	15	9	6	0	2	11	31	4
Bery, Tim	1-0	2.08	5	1	0	0	0	13.0	6	3	3	1	2	3	7	0
Brigham, Jeff	7-8	4.04	27	23	0	0	1	122.2	115	64	55	6	9	47	112	3
Buckelew, James	5-2	2.74	31	9	0	0	0	95.1	87	43	29	0	2	30	69	8
Castillo, Luis	8-4	2.07	23	21	1	0	0	117.2	95	29	27	2	3	18	91	3
Cavanerio, Jorgan	8-12	4.70	26	22	0	0	0	128.1	156	76	67	12	10	21	73	3
Cardova, Rehiner	0-0	27.00	1	0	0	0	0	1.0	3	3	3	0	0	1	0	0
Cosart, Jarred	0-0	3.60	1	1	0	0	0	5.0	5	2	2	0	0	1	3	0
De La Rosa, Esmerling	3-4	3.59	40	0	0	0	13	57.2	57	25	23	2	4	23	55	4
Dunn, Mike	0-0	0.00	3	2	0	0	0	3.0	2	0	0	0	0	0	5	0
Farnworth, Steven	1-0	3.60	5	0	0	0	2	10.0	10	4	4	2	0	3	5	0
Fischer, Kyle	2-0	2.83	18	0	0	0	4	28.2	22	9	9	0	0	9	17	1
Flores, Kendry	0-0	0.00	1	1	0	0	0	5.0	2	0	0	0	0	0	2	0
Garcia, Jarlin	0-0	1.29	5	0	0	0	0	7.0	4	1	1	1	0	1	5	1
Guillory, Preston	0-1	2.25	2	0	0	0	0	4.0	2	1	1	0	0	4	3	1
Holmes, Ben	2-2	1.00	19	1	0	0	2	45.0	34	7	5	0	1	12	36	1
Jackson, Edwin	0-1	6.75	2	2	0	0	0	4.0	5	3	3	0	0	1	3	0
José, José	0-1	34.71	2	0	0	0	0	2.1	9	9	9	1	2	1	2	0
Kinley, Jeff	0-0	16.20	1	0	0	0	0	1.2	5	3	3	1	0	0	1	0
Lazo, Raudel	0-1	5.40	8	2	0	0	0	8.1	9	5	5	1	0	1	9	2
Luebke, Cory	0-0	0.00	1	1	0	0	0	1.0	0	0	0	0	0	0	2	0
Lyman, Scott	1-0	0.00	11	0	0	0	1	18.2	13	0	0	0	4	6	6	2
Mader, Michael	7-6	3.50	22	21	0	0	0	103.0	97	43	40	5	8	34	81	5
Martinez, Juaucito	0-4	4.63	26	0	0	0	0	35.0	37	20	18	5	4	17	22	5
Mazza, Chris	1-0	1.20	7	0	0	0	0	15.0	12	3	2	1	6	2	8	2
Morris, Bryan	0-0	0.00	1	0	0	0	0	1.0	0	0	0	0	0	0	0	0
Ogando, Nefi	0-1	9.00	3	1	0	0	0	3.0	4	3	3	1	0	1	3	0
Osoria, Aneury	0-0	0.00	1	0	0	0	0	1.1	0	0	0	0	0	4	1	0
Peters, Dillon	11-6	2.46	20	20	0	0	0	106.0	102	32	29	2	9	16	89	3
Quijada, José	2-2	4.41	9	0	0	0	0	16.1	13	8	8	1	0	3	25	0
Ramsey, Matt	1-1	1.17	5	0	0	0	1	7.2	4	1	1	0	0	3	8	1
Reid, Ryan	0-0	1.04	6	0	0	0	4	8.2	6	1	1	0	1	2	4	1
Rienzo, Andre	0-0	5.40	1	0	0	0	0	1.2	0	1	1	0	0	2	2	0
Robinson, C.J.	0-0	6.75	1	0	0	0	0	1.1	3	1	1	0	0	1	2	0
Rodriguez, Arturo	0-0	0.00	1	0	0	0	0	0.1	1	0	0	0	0	0	0	0
Sadberry, Chris	0-0	6.75	3	0	0	0	0	4.0	5	3	3	0	1	3	3	0
Smith, Chipper	0-0	0.00	1	0	0	0	0	2.0	2	0	0	0	0	0	0	0
Squier, Scott	5-1	3.64	18	7	0	0	0	59.1	63	25	24	2	4	13	41	3
Steckenrider, Drew	0-0	0.00	6	0	0	0	1	10.0	2	0	0	0	0	2	17	0
Tanner, Cecil	0-0	15.88	5	0	0	0	0	5.2	7	11	10	0	2	14	3	5
Tomshaw, Matt	1-0	0.00	1	0	0	0	0	3.0	1	0	0	0	0	0	2	0
Tracy, Matt	1-0	0.00	1	0	0	0	0	2.2	2	0	0	0	0	0	3	0
Velez, José	0-2	3.79	14	0	0	0	2	19.0	16	8	8	1	0	13	22	1
Team Total	68-69	3.47	137	137	1	19	44	1199.2	1131	520	462	50	79	359	953	71

ROOKIE OFFICE
HIGHLIGHTS
MASTHEAD
2016 IN REVIEW

TEAM HISTORY
PROFESSIONAL HISTORY

PLAYER DEVELOPMENT

2017 OPPONENTS

ANNUAL INFORMATION





TODD PRATT

MANAGER

Todd Pratt enters his first season as Manager of Greensboro, following five years as the head coach of the West Georgia Tech baseball team. He was also named the school's athletic director on November 2, 2015. Pratt was hired in 2011 as the school's first baseball coach and built the program from a club-level team that first year to its current NJCAA Division-I status.

Prior to his time at West Georgia Tech, he enjoyed a professional baseball career that spanned more than two decades. Pratt played in the 1993 and 2000 World Series and was a catcher for the Philadelphia Phillies, Chicago Cubs, New York Mets and Atlanta Braves. He was selected by Boston in the sixth round of the 1985 First-Year Player Draft, and made his MLB debut on July 29, 1992 with Philadelphia.



MARK DiFELICE

PITCHING COACH

Mark DiFelice joins the Marlins organization as pitching coach for Greensboro, following three seasons with the Pirates organization. He most recently served as pitching coach for the West Virginia Black Bears. He spent the 2015 season with the West Virginia Power and the 2014 season with Jamestown.

DiFelice was selected by Colorado in the 15th round of the 1998 First-Year Player Draft, and was named an All-Star with Portland in 1998. He would go on to be named a Carolina League All-Star with Salem in 1999, a Southern League All-Star with Carolina in 2001 and a Pacific Coast League All-Star with Nashville in 2011. Made MLB debut on May 18, 2008 with Milwaukee vs. Boston and struck out Manny Ramirez for first career strikeout. Appeared in 77 MLB games during the 2009 and 2011 seasons; he missed 2010 with a right shoulder injury.



FRANK MOORE

HITTING COACH

Frank Moore returns to Greensboro as hitting coach for the Grasshoppers, a position he held from 2012-15. He spent last year as hitting coach for Jupiter, a position he also held in 2011, following a one-year stint as the Marlins Outfield and Baserunning coordinator in 2015. He has spent nine years with the Marlins organization, also serving as hitting coach for Jamestown in 2009-10. Before being named Jamestown's hitting coach, he played with the Albuquerque Isotopes in 2007.

Moore was originally drafted by the Tampa Bay Rays in 1998 out of Middle Georgia Junior College. He saw time with Marlins' affiliates in Jupiter, Carolina and Albuquerque from 2005-07. He resides in Douglas, Ga.



MICHAEL BIBBO

ATHLETIC TRAINER

Michael Bibbo returns his second year as the athletic trainer for Greensboro. He joined the Marlins in 2014 and served as Batavia's athletic trainer for two seasons. Bibbo previously was the interim Head Athletic Trainer at Germantown Friends School in Philadelphia, Pa. Prior to that, he spent four years (August 2007-September '10, Sept. 2011-June '12) as the Assistant Athletic Trainer at Malvern Preparatory School. He spent seven months (February-Aug. 2011) as the Rehabilitation Intern with the Philadelphia Phillies.

Bibbo received his Master of Science in Rehabilitation Science from California University of Pennsylvania in 2012 and his bachelor's degree in Athletic Training from Sacred Heart University in Fairfield, Conn., in 2007. He resides in West Chester, Pa. with his wife, Elizabeth, and stepson, Andrew.



GREENSBORO GRASSHOPPERS

BATTING

BATTER	AVG	G	AB	R	H	2B	3B	HR	RBI	BB	SO	SB	CS	OBP	SLG	E
Alfonzo, Giovanni	.222	65	207	12	46	6	1	2	14	12	50	3	3	.269	.290	15
Barrett, Kyle	.282	101	354	39	100	10	3	2	32	25	67	17	5	.333	.345	3
Blanton, Aaron	.204	95	309	34	63	18	0	9	41	30	89	6	6	.282	.350	16
Cabrera, Rony	.184	27	98	5	18	3	1	0	12	6	23	1	1	.231	.235	8
Chavez, Joseph	.188	4	16	2	3	1	0	0	0	0	7	0	0	.235	.250	0
Davis, Mason	.243	11	37	1	9	3	0	0	1	4	6	0	3	.317	.324	1
Dunbar, Korey	.188	22	69	6	13	0	0	1	5	12	32	0	0	.305	.232	3
Fernández Jr., Alex	.211	16	57	7	12	2	1	0	2	8	19	4	0	.328	.281	1
Garrett, Stone	.213	52	197	21	42	9	2	6	16	11	71	1	2	.265	.371	3
Goodman, Kris	.154	20	52	4	8	0	0	0	1	7	15	2	0	.267	.154	6
Gould, J.J.	.154	11	39	4	6	0	0	3	7	2	19	0	0	.214	.385	1
Morales, Roy	.288	60	205	26	59	8	0	1	21	22	23	2	0	.374	.341	4
Munden, Taylor	.164	21	73	8	12	3	0	1	5	3	21	0	0	.218	.247	4
Naylor, Josh	.269	89	342	42	92	24	2	9	54	22	62	10	3	.317	.430	11
Pollman, Gunner	.114	12	35	1	4	0	0	1	3	0	20	0	0	.139	.200	1
Reyes, Angel	.252	122	445	51	112	22	2	6	55	36	97	1	2	.310	.351	8
Rodríguez, Arturo	.229	10	35	4	8	2	0	2	7	2	5	0	1	.289	.457	1
Santos, Jhonny	.125	7	24	1	3	0	0	0	1	3	5	1	0	.222	.125	0
Seymour, Anfernee	.255	104	412	61	105	13	3	1	26	22	96	37	13	.295	.308	33
Silviano, John	.212	44	156	17	33	13	0	8	19	13	57	0	0	.281	.449	7
Sallis, Casey	.190	52	153	15	29	5	1	1	10	23	67	4	4	.299	.255	0
Soto, Isael	.247	113	401	51	99	24	5	9	38	43	115	3	0	.320	.399	5
Sullivan, Zach	.226	111	381	38	86	21	3	3	37	25	117	9	10	.280	.320	4
Tissenbaum, Max	.219	9	32	4	7	0	0	1	7	3	4	0	0	.286	.313	1
Twine, Justin	.249	99	353	42	88	17	2	3	33	19	116	8	6	.308	.334	7
Vigil, Rodrigo	.350	6	20	2	7	3	0	0	1	0	0	0	0	.381	.500	0
Team Total	.236	140	4502	498	1064	207	26	69	447	354	1203	109	59	.299	.340	160

PITCHING

PITCHER	W	ERA	G	GS	CG	SHO	SV	IP	H	R	ER	HR	HB	BB	SO	WP
Adames, José	0-0	—	1	0	0	0	0	0.0	1	2	2	0	0	1	0	1
Alfonzo, Giovanni	1-0	4.50	2	0	0	0	1	2.0	2	1	1	0	1	1	1	0
Bach, Connor	0-0	0.00	1	0	0	0	0	2.0	1	0	0	0	0	2	3	0
Bach, Connor	0-1	6.28	6	0	0	0	0	14.1	8	11	10	1	1	16	17	2
Bautista, Nestor	0-2	6.48	7	0	0	0	0	16.2	19	14	12	3	2	7	7	1
Beltre, Andy	0-0	1.37	13	0	0	0	1	19.2	15	3	3	1	1	5	23	1
Blanton, Aaron	1-0	0.00	1	0	0	0	0	1.1	0	0	0	0	0	0	0	0
Brewster, LJ	4-7	5.26	29	12	0	0	0	78.2	101	61	46	5	6	33	44	4
Bugg, Parker	1-0	3.77	8	0	0	0	0	14.1	10	6	6	0	1	5	11	1
Castellanos, Gabriel	3-1	3.78	12	10	0	0	0	47.2	53	28	20	4	3	25	45	3
Crescentini, Marcus	2-3	1.48	20	0	0	0	4	30.1	21	7	5	2	1	12	47	2
Delgado, Victor	0-0	0.00	1	0	0	0	0	2.0	2	0	0	0	0	1	1	0
Effertz, Joel	0-1	7.50	6	2	0	0	0	12.0	22	10	10	2	0	5	7	2
Farnworth, Steven	5-5	3.39	26	16	0	0	3	92.0	88	40	36	12	3	19	54	4
Gil, Isaac	1-3	4.15	11	2	0	0	0	26.0	29	15	12	0	3	7	17	2
Guillory, Preston	0-0	0.00	1	0	0	0	0	1.0	0	0	0	0	0	0	1	0
Guzman, Kevin	1-4	3.90	7	5	0	0	0	27.2	22	18	12	1	6	8	28	3
Hill, Trenton	1-0	36.00	1	0	0	0	0	1.0	2	4	4	1	2	0	2	0
Hillyer, Jordan	0-1	8.59	5	0	0	0	0	7.1	6	7	7	2	1	6	11	1
Halloway, Jordan	2-4	6.16	8	8	0	0	0	30.2	31	23	21	8	3	15	24	5
Halmes, Ben	5-0	1.36	16	0	0	0	2	46.1	24	8	7	4	1	20	43	6
Jacome, Justin	1-5	3.72	21	16	0	0	0	72.2	69	35	30	5	5	36	47	6
Keller, Kyle	3-2	3.35	29	0	0	0	1	45.2	40	19	17	4	3	13	57	2
King, Michael	0-0	0.00	1	0	0	0	0	4.1	4	2	0	0	0	1	2	0
Kinley, Jeff	5-2	2.77	32	0	0	0	0	55.1	39	17	17	5	2	27	49	5
Lambert, Trey	0-0	3.68	8	0	0	0	0	14.2	15	8	6	1	0	3	8	1
Lambert (2016 TOTALS)	2-0	2.44	24	0	0	0	1	48.0	52	15	13	4	3	5	35	4
Lilek, Brett	0-1	5.06	7	5	0	0	0	16.0	19	11	9	1	3	16	13	6
MacEachern, Ryley	2-1	4.19	20	0	0	0	0	34.1	32	20	16	3	4	13	30	2
Mateo, Alejandro	0-0	4.50	4	0	0	0	0	8.0	6	4	4	0	0	4	4	0
Meyer, Ben	4-11	3.62	33	10	0	0	1	97.0	93	45	39	11	11	21	94	1
Newell, Ryan	0-2	3.60	2	2	0	0	0	5.0	5	2	2	1	0	1	4	0
Paddack, Chris	2-0	0.95	6	6	0	0	0	28.1	9	3	3	2	3	2	46	0
Poteet, Cody	4-9	2.91	24	24	0	0	0	117.1	108	53	38	5	12	44	106	9
Quijada, José	3-0	1.32	19	0	0	0	2	34.0	17	5	5	1	2	7	44	0
Richards, Trevor	2-3	2.68	8	8	0	0	0	43.2	29	17	13	3	6	14	38	7
Robinson, C.J.	2-1	2.55	40	0	0	0	22	49.1	34	15	14	6	2	15	49	0
Sawczak, Shane	0-1	22.50	2	0	0	0	0	2.0	6	5	5	0	0	4	1	0
Squier, Scott	1-1	2.12	14	0	0	0	5	29.2	23	9	7	1	0	8	28	1
Weaver, Chuck	9-5	3.02	17	14	0	0	0	83.1	77	37	28	7	7	10	72	3
Team Total	65-75	3.40	140	140	0	4	42	1203.0	1074	554	454	101	94	410	1063	79



FRONT OFFICE | FIELDING | PITCHING | BATTING | 2016 IN REVIEW | TEAM HISTORY | PROSESSOR HISTORY | PLAYER DEVELOPMENT | 2017 OPERATIONS | ANNUAL INFORMATION



MIKE JACOBS

MANAGER

The former Marlins first baseman from 2006-08, Mike Jacobs returns to the Marlins organization for his first stint as a professional coach and Manager of Batavia.

Jacobs was selected in the 28th round of the 1999 First-Year Player Draft by the New York Mets. He made his MLB debut with the Mets on August 21, 2005, hitting a three-run pinch-hit home run against Washington in his first MLB at-bat. He was then acquired by the Marlins on November 23, 2005 along with Yusmeiro Petit in exchange for Carlos Delgado. Jacobs enjoyed a seven-year MLB career and a 18-year professional career.

Jacobs resides in Chula Vista, Calif. He has four daughters: Havana, Isabella, Sophia and Juliana.



JASON ERICKSON

PITCHING COACH

Jason Erickson begins his first season with the Marlins organization as pitching coach of Batavia, following nearly four years in the Player Development department with the Pittsburgh Pirates.

Erickson was selected by Pittsburgh in the 24th round of the 2009 First-Year Player Draft out of the University of Washington, and went to play three seasons in the Pirates' Minor League system. He finished with a 15-10 record and 3.94 ERA in 81 games (31 starts) over the three-year span.



RIGOBERTO SILVERIO

HITTING COACH

Rigoberto Silverio returns to Batavia, following a one-year stint as hitting coach for the Greensboro Grasshoppers. Silverio served as Batavia's hitting coach from 2014-15. The 2017 campaign marks his ninth year in the Marlins organization.

Prior to his time with the Muckdogs, Silverio spent two seasons as a coach for Jupiter (2012-13). He spent his first three seasons with the organization as a coach for the Jamestown Jammers.

In five seasons in the Marlins farm system, the former infielder was a career .243 hitter in 225 games. He and his wife, Naicels, have two children, Nashley and Noah.



ERIC REIGELSBERGER

ATHLETIC TRAINER

Eric Reigelsberger returns for his third season as athletic trainer for Batavia. He joined the Marlins organization after two years at Wichita State University, where he served as a Graduate Assistant Athletic Trainer for the baseball and cross country teams. He has also completed athletic training internships with the New York Mets and the St. Louis Rams.

Reigelsberger received his Master of Education in Sport Management at Wichita State University and his Bachelor of Science in Athletic Training from Central Methodist University. He resides in Wichita, Kansas, with his wife, Danielle.



BATAVIA MUCKDOGS

BATTING

BATTER	AVG	G	AB	R	H	2B	3B	HR	RBI	BB	SO	SB	CS	OBP	SLG	E
Anderson, Blake	.000	1	4	0	0	0	0	0	0	0	3	0	0	.000	.000	0
Berry, Brandon	.227	21	75	7	17	4	0	2	6	4	14	0	0	.301	.360	1
Bird, Corey	.237	58	219	26	52	6	0	0	18	18	30	16	6	.302	.265	2
Cabrera, Rony	.308	15	52	5	16	1	0	0	2	3	8	1	1	.357	.327	3
Castro, Samuel	.180	66	217	20	39	4	1	1	17	20	51	3	4	.253	.221	28
Chavez, Joseph	.139	11	36	3	5	0	0	0	4	5	15	0	0	.262	.139	2
Fernández Jr., Alex	.111	5	18	0	2	1	0	0	1	1	7	0	1	.158	.167	1
Foley, Matthew	.286	2	7	0	2	0	0	0	1	1	4	0	0	.375	.286	0
Garcia, Pablo	.228	39	136	12	31	8	0	0	23	10	19	0	0	.275	.287	5
Garzillo, Mike	.189	40	132	17	25	5	1	0	10	17	54	2	0	.287	.242	8
Gauntiff, David	.100	6	20	1	2	1	0	0	0	3	7	0	0	.250	.150	0
Goodman, Kris	.256	22	78	9	20	3	0	0	3	11	19	2	2	.348	.295	2
Gould, J.J.	.241	53	199	22	48	15	0	6	20	18	55	1	3	.323	.407	13
Gutierrez, Eric	.218	54	202	18	44	12	1	5	34	16	46	2	0	.300	.361	6
Jones, Alex	.309	17	55	5	17	4	0	0	5	5	11	0	0	.367	.382	1
Knapp, Aaron	.253	60	217	31	55	7	2	1	21	25	56	19	7	.339	.318	3
Lara, Garvis	.065	9	31	2	2	0	0	0	1	3	11	0	0	.147	.065	3
Lopez, Javier	.221	45	145	13	32	4	3	0	12	10	27	3	1	.278	.290	6
Lusignea, Colby	.091	9	33	3	3	1	0	0	6	6	19	0	0	.231	.121	0
Munden, Taylor	.100	4	10	1	1	0	0	0	0	0	3	0	0	.100	.100	0
Ofis, Walker	.247	26	97	11	24	3	2	0	5	10	22	9	2	.327	.320	4
Rindfleisch, Jarett	.219	24	73	9	16	7	0	1	9	11	12	0	0	.367	.356	1
Santos, Jhonny	.203	52	192	23	39	8	0	2	9	19	43	6	1	.276	.276	3
White, Isaiah	.214	51	173	23	37	6	3	1	17	22	60	5	4	.306	.301	1
Whiting, Sutton	.143	6	21	3	3	0	0	1	2	2	6	1	1	.217	.286	4
Team Total	.218	75	2442	264	532	100	13	20	226	240	602	70	33	.298	.294	102

PITCHING

PITCHER	W-L	ERA	G	GS	CG	SHO	SV	IP	H	R	ER	HR	HB	BB	SO	WP
Bach, Connor	0-2	9.31	5	0	0	0	0	9.2	12	10	10	0	5	11	7	4
Beggs, Dustin	2-3	5.23	16	3	0	0	0	31.0	42	20	18	2	1	5	20	3
Bugg, Parker	0-0	3.66	11	0	0	0	4	19.2	13	8	8	0	1	3	16	6
Crescentini, Marcus	0-0	2.25	4	0	0	0	0	4.0	3	1	1	0	0	2	5	0
Delgado, Victor	0-1	15.19	5	0	0	0	2	5.1	13	11	9	0	2	5	3	1
Diaz, José	0-7	6.51	15	12	0	0	0	47.0	49	36	34	3	8	22	24	5
Diaz, Obed	0-1	8.10	2	0	0	0	0	3.1	8	4	3	1	0	2	2	0
Effertz, Joel	0-0	7.36	5	0	0	0	0	7.1	7	6	6	2	0	5	3	2
Garcia, Javier	0-4	4.20	14	3	0	0	0	30.0	32	18	14	4	2	18	13	7
Hill, Trenton	3-1	2.05	17	0	0	0	0	26.1	17	7	6	0	1	16	25	1
Hillyer, Jordan	0-1	4.76	4	0	0	0	0	5.2	4	3	3	1	0	1	8	0
Holloway, Jordan	0-3	6.23	5	5	0	0	0	17.1	21	17	12	0	0	13	17	2
Hoover, Chevis	0-0	2.45	7	0	0	0	0	11.0	11	3	3	0	0	5	10	1
Havis, Reilly	2-4	5.36	17	7	0	0	0	47.0	56	30	28	4	2	11	39	6
King, Michael	2-2	3.38	10	1	0	0	1	21.1	22	8	8	0	1	6	15	3
Langley, Justin	0-1	10.50	4	0	0	0	0	6.0	9	9	7	0	0	6	6	2
Lee, Dylan	0-1	2.35	9	6	0	0	1	23.0	18	9	6	0	2	7	7	1
MacEachern, Ryley	0-0	0.00	3	0	0	0	0	3.2	1	0	0	0	0	3	0	0
Mateo, Alejandro	2-2	3.91	10	0	0	0	0	23.0	28	11	10	2	1	4	24	0
McKay, Ryan	1-4	5.31	11	11	0	0	0	39.0	42	33	23	4	6	21	26	7
Mejia, Humberto	1-2	4.82	3	2	0	0	0	9.1	10	6	5	1	2	2	15	1
Mertz, Michael	1-2	4.44	10	5	0	0	0	24.1	24	13	12	0	2	18	11	5
Neubeck, Travis	2-5	3.78	16	10	0	0	0	47.2	48	32	20	0	3	18	29	5
Osoria, Aneurly	0-0	7.56	5	0	0	0	0	8.1	13	9	7	0	2	10	3	2
Peace, RJ	1-0	6.00	2	0	0	0	0	3.0	4	2	2	1	1	0	3	2
Pérez, Sam	1-1	3.54	16	8	0	0	0	48.1	41	20	19	4	5	15	36	2
Provencher, Ty	0-0	6.85	22	0	0	0	1	22.1	35	21	17	2	5	6	15	13
Reed, Remy	0-0	0.00	1	0	0	0	0	1.1	0	0	0	0	0	1	2	0
Richards, Trevor	0-0	1.69	3	1	0	0	0	10.2	9	5	2	1	0	2	15	4
Sawczak, Shane	1-1	1.93	17	1	0	0	0	32.2	23	7	7	3	4	13	26	3
Silva, Geral	0-0	24.00	3	0	0	0	0	3.0	8	8	8	2	1	3	2	0
Smith, Chad	1-2	8.25	15	0	0	0	0	24.0	41	32	22	3	3	12	20	2
Tanner, Cecil	0-0	13.50	2	0	0	0	0	3.1	1	5	5	0	1	8	3	2
Wells, Hunter	2-0	6.30	6	0	0	0	1	10.0	13	7	7	0	0	5	5	3
Wheatley, Brent	0-3	8.59	15	0	0	0	1	22.0	31	25	21	1	3	11	14	2
Team Total	22-53	5.00	75	75	0	3	11	651.0	709	436	362	41	64	290	469	97



ROSTER OFFICE | MEDIA CONTACT | MAILING LIST | TICKETS | 2017 MEDIA GUIDE | TEAM HISTORY | PLAYER DEVELOPMENT | 2017 OPERATIONS | ANNUAL INFORMATION



JOHN PACHOT

MANAGER

John Pachot begins his first year as Manager for the GCL Marlins. Pachot joins the GCL Marlins after two seasons as a coach with Double-A Jacksonville, where he was a member of the Suns' 2001 Southern League championship season.

Pachot played 19 years professionally from 1993 to 2011 at all levels of the minor leagues and for several independent leagues as well. In 46 games with the Suns in 2001, he hit .243 with four home runs and 22 RBI.



MANNY OLIVERA

PITCHING COACH

Manny Olivera returns for his fourth season as pitching coach for the GCL Marlins. Olivera spent three seasons pitching in the Marlins Minor League system. He signed as a Minor League free agent in 2005 after pitching in the Netherlands in 2004, where he led Hoofdklasse in ERA (1.52), innings (136.0), strikeouts (142), and complete games (12).

Olivera was born in Barcelona, Catalonia, Spain, but now resides in Jupiter, Fla.



DANNY SANTIN

HITTING COACH

Danny Santin enters his fourth season as the GCL Marlins' hitting coach. He was originally a 23rd-round pick in the 2003 First-Year Player Draft by the Seattle Mariners. He spent four years in Seattle's Minor League system before he joined the Marlins' Minor League system in 2007, playing for Single-A Greensboro. In 2004, he was named the MVP for Peoria and an AZL All-Star.

Santin is a Miami native, graduating from Miami Brito High School and Miami Dade College. He and his wife, Leanne, reside in Miami with their son, Anthony.



PATRICK AMORELLI

ATHLETIC TRAINER

Patrick Amorelli begins his fourth campaign as trainer of the GCL Marlins and his eighth with the Marlins' organization. He spent the prior two years as trainer of the Jupiter Hammerheads and the previous four campaigns in Jamestown. Prior to his time in Jamestown, he was the trainer for the Billings Mustangs in 2007.

Amorelli received his bachelor's degree in athletic training from the University of Nevada, Las Vegas in 2007. He and his wife, Monica, have two children, Ryan and Rory.

2016 FINAL STATS

BATTING

BATTER	AVG	G	AB	R	H	2B	3B	HR	RBI	BB	SO	SB	CS	OBP	SLG	E
Bautista, Welbin	.000	1	1	0	0	0	0	0	0	0	0	0	0	.000	.000	0
Bennett, Terry	.209	33	110	14	23	3	1	2	10	7	31	3	2	.267	.309	3
Berry, Brandon	.313	22	80	11	25	5	0	2	19	9	10	2	2	.402	.450	1
Brooks, Mathew	.197	42	142	24	28	4	0	0	12	18	45	2	2	.299	.225	4
Cohen, Justin	.267	4	15	2	4	1	0	0	1	2	6	0	1	.353	.333	0
Daly, Zachary	.183	28	109	14	20	4	3	2	14	8	31	7	2	.239	.330	0
Davis, Mason	.375	4	8	1	3	1	1	0	0	1	1	0	1	.444	.750	1
Foley, Matthew	.250	12	28	6	7	0	0	0	2	5	7	0	1	.389	.250	0
Garrett, Stone	.143	3	7	1	1	0	0	0	0	2	3	1	0	.333	.143	0
Garzillo, Mike	.313	9	32	4	10	1	1	0	2	5	7	1	2	.421	.406	2
Gauntiff, David	.161	32	93	7	15	4	1	2	8	14	37	0	0	.310	.290	1
Gomes, Juan	.200	3	5	2	1	0	0	0	1	0	1	0	0	.286	.200	0
Gutierrez, Eric	.600	1	5	2	3	1	0	1	3	0	0	0	0	.600	1.400	0
Jones, Thomas	.234	19	64	11	15	3	1	0	6	11	20	6	2	.380	.313	2
Loveitt, James	.000	3	12	0	0	0	0	0	0	1	2	0	0	.077	.000	0
Lusignan, Colby	.319	31	113	15	36	9	1	2	17	20	35	1	2	.422	.469	2
Millan, J.C.	.177	24	79	9	14	2	1	0	8	5	9	2	1	.250	.228	3
Nelson, James	.284	43	162	26	46	10	0	1	24	14	30	7	3	.344	.364	12
Olis, Walker	.245	28	102	17	25	3	2	0	11	15	13	9	2	.361	.314	0
Pintar, Luis	.257	31	109	11	28	5	0	0	12	13	19	7	1	.344	.303	3
Pollman, Gunner	.250	14	32	4	8	1	0	0	7	6	10	0	0	.400	.281	0
Reyes, Yefry	.157	29	89	8	14	2	0	0	9	9	0	0	0	.230	.180	3
Reynolds, Sean	.155	42	148	17	23	2	2	0	11	22	64	3	3	.262	.196	1
Rindfleisch, Jarett	.313	5	16	3	5	2	0	0	2	3	3	1	0	.421	.438	2
Rivera, Marcos	.203	43	123	17	25	3	1	0	7	19	41	2	1	.315	.244	9
Soto, Sleyter	.276	33	98	9	27	2	1	0	11	4	12	0	1	.311	.316	2
Vigli, Rodrigo	.182	4	11	1	2	1	0	0	0	1	2	0	0	.308	.273	0
Team Total	.228	55	1793	236	408	69	16	12	197	214	448	54	32	.321	.304	60

PITCHING

PITCHER	W-L	ERA	G	GS	CG	SHO	SV	IP	H	R	ER	HR	HB	BB	SO	WP
Beggs, Dustin	0-0	9.00	1	0	0	0	0	1.0	2	1	1	0	0	0	0	0
Cabrera, Edward	2-6	4.21	11	7	0	0	0	47.0	54	24	22	1	2	10	28	4
Cosart, Jarred	0-1	6.00	1	1	0	0	0	3.0	5	2	2	0	0	0	1	0
Cuello, Eliezer	1-1	2.65	11	4	0	0	0	37.1	36	13	11	0	2	13	30	6
Delgado, Victor	1-1	5.79	5	1	0	0	0	4.2	8	5	3	1	0	1	3	0
Diaz, Obed	0-2	5.40	12	0	0	0	0	16.2	19	10	10	0	3	5	12	3
Effertz, Joel	0-1	1.50	5	2	0	0	0	6.0	4	1	1	0	1	2	5	0
Fischer, Kyle	0-0	0.00	4	0	0	0	1	5.0	1	1	0	0	2	0	4	0
Garcia, Jarlin	0-0	0.00	3	3	0	0	0	4.0	1	0	0	0	0	0	6	0
Garcia, Javier	1-0	0.00	1	0	0	0	0	4.0	4	0	0	0	1	1	0	0
Guerrero, Alberto	4-3	2.63	11	4	0	0	0	41.0	32	14	12	1	1	18	32	4
Gullory, Preston	0-0	0.68	7	0	0	0	3	13.1	7	1	1	1	1	1	15	0
King, Michael	1-1	10.80	4	0	0	0	0	5.0	11	6	6	0	0	2	3	0
Lee, Dylan	0-0	3.00	4	0	0	0	0	6.0	3	2	2	0	0	0	6	2
Mateo, Alejandro	0-1	5.40	3	0	0	0	0	3.1	4	2	2	0	0	1	5	1
Mazza, Chris	1-1	0.00	4	3	0	0	0	5.0	2	1	0	0	0	0	3	0
McKay, Ryan	0-1	3.72	4	1	0	0	0	9.2	15	8	4	1	0	2	7	1
Mejia, Humberto	3-3	2.45	10	2	0	0	0	40.1	38	15	11	1	2	8	34	5
Mertz, Michael	0-0	0.00	3	0	0	0	0	4.0	1	0	0	0	0	0	4	0
Mojica, Luis	0-1	2.70	13	0	0	0	0	20.0	20	7	6	1	2	7	13	0
Morris, Bryan	0-1	5.40	3	3	0	0	0	5.0	7	3	3	1	0	0	3	0
Moscat, Galvi	1-0	4.32	13	0	0	0	0	16.2	24	8	8	2	0	2	7	4
Newell, Ryan	0-0	0.00	6	4	0	0	0	9.0	5	3	0	0	0	4	11	2
Osoria, Anesury	1-2	2.95	12	0	0	0	0	21.1	16	11	7	0	2	8	21	4
Ovalle, Jeremy	1-0	1.27	11	2	0	0	2	28.1	18	5	4	1	1	9	19	6
Peace, RJ	0-2	2.60	11	0	0	0	1	27.2	22	10	8	4	2	6	17	1
Pineyro, Ivan	0-0	0.00	3	3	0	0	0	3.0	3	0	0	0	0	0	5	1
Ramsey, Matt	0-0	3.00	5	4	0	0	0	6.0	3	2	2	0	0	1	9	1
Reed, Remy	1-0	5.79	3	0	0	0	0	4.2	7	3	3	1	0	1	2	0
Rienzo, Andre	1-0	0.00	5	3	0	0	0	6.0	3	0	0	0	0	0	9	2
Rodriguez, Manuel	1-2	5.80	12	4	0	0	1	35.2	42	24	23	0	1	13	23	1
Sadberry, Chris	2-0	0.82	8	2	0	0	0	11.0	5	1	1	0	1	1	10	1
Silva, Geral	2-1	1.96	12	0	0	0	0	18.1	9	5	4	0	3	2	15	6
Smith, Chad	0-0	7.71	3	0	0	0	0	2.1	3	4	2	0	2	0	3	0
Suggs, Colby	0-0	6.35	6	2	0	0	0	5.2	4	4	4	0	1	6	3	2
Wells, Hunter	0-0	0.00	4	0	0	0	0	4.0	2	0	0	0	0	0	2	0
Wheatley, Brent	0-0	0.00	2	0	0	0	0	3.0	1	0	0	0	0	1	5	0
Williams, Nick	0-0	36.00	2	0	0	0	0	1.0	5	4	4	0	0	2	0	0
Team Total	24-31	3.10	55	55	0	4	8	485.0	446	200	167	16	30	129	375	57

ROYAL OFFICE | HISTORICAL | MONTHS | 2016 IN REVIEW | TEAM HISTORY | POSITIONAL HISTORY | PLAYER DEVELOPMENT | 2017 OPPORTUNITY | ANNUAL INFORMATION



DOMINICAN SUMMER LEAGUE MARLINS

2016 FINAL STATS

BATTING

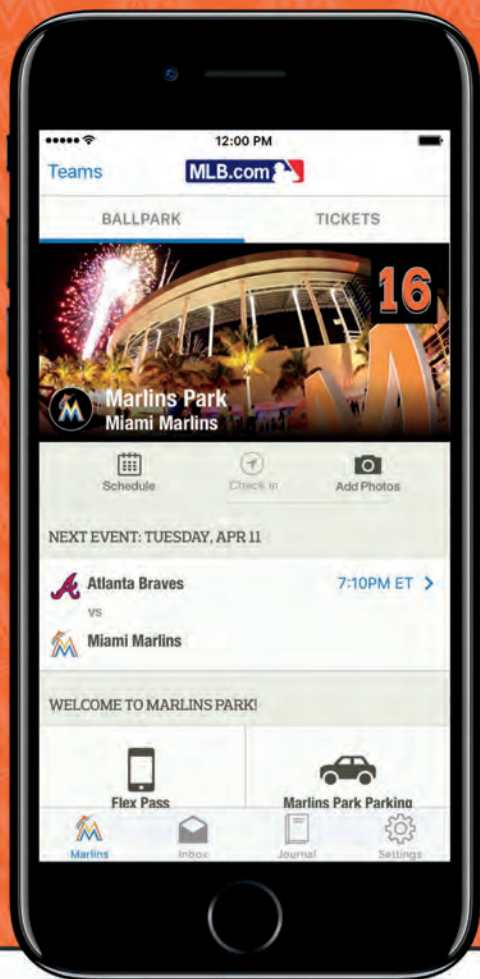
BATTER	AVG	G	AB	R	H	2B	3B	HR	RBI	BB	SO	SB	CS	OBP	SLG	E
Alfonzo, Ezequiel	.193	42	140	10	27	3	0	0	10	10	21	2	1	.261	.214	20
Arcaya, Luis	.157	33	102	5	16	4	0	0	8	12	25	1	0	.243	.196	10
Arosemena, Felix	.257	54	191	14	49	4	0	1	23	23	18	4	5	.339	.293	11
Bautista, Welbin	.234	33	111	6	26	2	0	0	5	8	23	1	1	.298	.252	11
Biegel, Bryan	.111	17	45	6	5	1	0	0	1	8	21	1	0	.259	.133	0
Brifo, Diego	.257	21	70	11	18	3	0	0	5	10	18	2	1	.381	.300	8
Capellan, Christian	.115	25	78	12	9	3	0	0	5	9	28	1	1	.247	.154	1
Castro, Anderson	.196	48	179	13	35	4	0	0	12	2	44	4	3	.234	.218	4
Encarnacion, Yeral	.218	14	55	6	12	2	1	1	7	1	11	0	0	.232	.345	2
García, Jhon	.228	44	136	19	31	7	1	0	13	25	35	2	4	.356	.294	1
Guaimaro, Albert	.194	19	72	3	14	2	0	0	9	6	13	2	0	.256	.222	3
Guaimaro (2016 TOTALS)	.225	42	160	12	36	12	1	1	22	12	24	6	4	.282	.331	3
Núñez, Gerardo	.250	7	24	1	6	0	0	0	2	2	7	1	2	.308	.250	4
Prenza, Mario	.136	32	110	12	15	4	0	1	5	11	48	1	0	.211	.200	4
Rasquin, Wiklerman	.183	44	142	13	26	7	2	0	6	17	36	4	3	.273	.261	1
Reyna, Rosandel	.323	26	96	15	31	2	5	0	11	12	19	6	7	.402	.448	8
Reynoso, Ronal	.189	55	175	26	33	5	1	0	8	31	67	5	5	.314	.229	32
Rodríguez, Enmanuel	.165	37	103	6	17	3	0	0	9	11	38	0	0	.252	.194	7
Sacaría, David	.174	25	86	7	15	4	1	1	10	10	36	1	1	.287	.279	8
Vilera, José	.222	28	99	11	22	3	0	0	11	5	29	5	0	.274	.253	2
Villalobos, Andres	.206	23	68	3	14	1	0	0	3	8	8	1	1	.299	.221	1
Team Total	.202	66	2092	201	422	64	11	4	163	226	547	44	36	.290	.249	165

PITCHING

PITCHER	W-L	ERA	G	GS	CG	SHO	SV	IP	H	R	ER	HR	HB	BB	SO	WP
Alcala, Elkin	1-1	4.74	4	4	0	0	0	19.0	16	10	10	2	3	2	15	3
Arosemena, Felix	0-0	0.00	1	0	0	0	0	1.0	1	0	0	0	0	0	1	0
Baez, Gabriel	2-6	3.79	12	12	0	0	0	54.2	49	30	23	3	6	26	43	21
Borges, Juan	0-1	2.25	6	0	0	0	0	8.0	5	3	2	0	0	9	7	2
Brifo, Raul	0-0	0.00	3	0	0	0	0	6.0	4	2	0	0	1	2	5	2
Cuevas, Juan	0-0	0.00	1	0	0	0	0	1.1	0	0	0	0	0	1	0	0
Cuevas, Juan	6-5	2.67	18	0	0	0	2	27.0	34	9	8	2	0	4	18	1
De Leon, Anderson	1-1	11.74	10	0	0	0	0	15.1	18	28	20	2	7	19	14	10
De Los Santos, Miguel	0-3	2.75	12	5	0	0	1	39.1	42	24	12	0	1	8	27	10
De Olea, Dailyn	0-0	9.00	3	0	0	0	0	4.0	6	6	4	0	1	3	4	0
Frias, Julio	0-5	5.92	13	8	0	0	0	48.2	57	51	32	0	3	37	42	16
García, Willi	2-4	1.82	13	1	1	1	2	39.2	39	20	8	1	7	10	26	8
Lara, Yereimin	0-5	2.73	11	0	0	0	1	29.2	36	23	9	1	3	10	20	11
Liriano, Edin	0-6	3.75	11	9	0	0	0	50.1	52	28	21	0	0	14	32	6
Martínez, Edgar	0-1	4.50	5	3	0	0	0	16.0	20	11	8	0	1	9	12	8
Mejías, Juan	0-0	10.54	8	0	0	0	0	13.2	22	22	16	1	3	15	9	13
Moya, Wandy	0-1	12.00	5	0	0	0	0	12.0	19	24	16	1	5	7	8	7
Rodríguez, Rayner	0-1	2.84	4	0	0	0	0	6.1	4	2	2	0	3	6	4	4
Sánchez, Jesus	0-0	23.40	4	1	0	0	0	5.0	14	14	13	0	0	6	2	1
Soriano, George	1-6	3.56	17	9	0	0	2	55.2	49	33	22	3	9	28	56	19
Suriel, Edison	1-8	3.50	14	8	0	0	0	46.1	39	27	18	1	3	36	47	18
Vera, Anderson	1-4	4.70	11	5	0	0	0	44.0	47	29	23	3	0	13	33	5
Villalobos, Jonaliker	1-2	4.76	16	1	0	0	0	39.2	46	26	21	1	1	13	32	6
Wilmore, Luis	0-1	18.00	3	0	0	0	0	2.0	3	4	4	1	0	4	1	5
Team Total	10-56	4.58	66	66	1	1	6	557.2	588	417	284	20	57	278	440	175



The Official App of Marlins Park



Personalize and Share Your Visit to Marlins Park.
Every Ballpark experience you're looking for...on your phone.
Tickets, photos, check-in rewards, exclusive content, special offers and more.



Ballpark™



2017 ©MLB Advanced Media, L.P. All Major League Baseball trademarks, service marks and copyrights used herein are the property of the applicable MLB entity.

Visit MLB.com. All other marks used herein are trademarks of their respective owners. Photos: Getty Images.

2017 MINOR LEAGUE SCHEDULES



NEW ORLEANS BABY CAKES Pacific Coast League

APRIL

6-10	vs. Memphis
11-14	@ Iowa
15-17	@ Omaha
18-21	vs. Iowa
22-25	vs. Omaha
27-30	@ Nashville

MAY

1	@ Nashville
2-5	vs. Iowa
6-9	@ Tacoma
11-14	@ Reno
15-18	vs. Salt Lake
19-22	vs. Las Vegas
23-26	@ Colorado Springs
27-30	vs. Oklahoma City

JUNE

1-4	@ Round Rock
5-8	vs. Memphis
9-11	@ Omaha
13-16	vs. Round Rock
17-20	@ Nashville
22-25	vs. Colorado Springs
26-29	@ Iowa
30	@ Memphis

JULY

1-3	@ Memphis
4-6	vs. Omaha
7-9	vs. Oklahoma City
10-12	ALL-STAR BREAK (Tacoma, WA)
13-16	@ Oklahoma City
17-20	@ Round Rock
21-24	vs. Nashville
25-28	@ Fresno
29-31	@ Sacramento

AUGUST

1	@ Sacramento
3-6	vs. El Paso
7-10	vs. Albuquerque
11-14	@ Colorado Springs
15-18	vs. Round Rock
19-22	@ Memphis
24-27	vs. Colorado Springs
28-31	@ Oklahoma City

SEPTEMBER

1-4	vs. Nashville
-----	---------------

JACKSONVILLE JUMBO SHRIMP Southern League

APRIL

6-10	@ Mississippi
12-16	vs. Chattanooga
17-21	@ Pensacola
22-26	@ Birmingham
27-30	vs. Mobile

MAY

1	vs. Mobile
3-7	@ Tennessee
9-12	vs. Biloxi
13-17	@ Mobile
18-22	vs. Mississippi
24-28	vs. Jackson
30-31	@ Pensacola

JUNE

1-3	@ Pensacola
4-8	vs. Montgomery
9-13	@ Biloxi
14-18	vs. Pensacola
19-21	ALL-STAR BREAK (Pearl, MS)
22-26	@ Jackson
28-30	vs. Mobile

JULY

1-3	vs. Mobile
4-8	@ Montgomery
9-12	vs. Biloxi
13-17	@ Chattanooga
19-23	vs. Tennessee
25-29	@ Mississippi
30-31	@ Biloxi

AUGUST

1-3	@ Biloxi
4-8	vs. Birmingham
10-14	vs. Mississippi
16-20	@ Mobile
21-25	vs. Birmingham
26-30	@ Biloxi
31	vs. Pensacola

SEPTEMBER

1-4	vs. Pensacola
-----	---------------

JUPITER HAMMERHEADS Florida State League

APRIL

6-7	vs. Fort Myers
8-9	@ Fort Myers
10-12	vs. Daytona
13-16	vs. Dunedin
17-20	@ Lakeland
21-23	@ Bradenton
25-27	vs. Daytona
28-30	vs. Palm Beach

MAY

1-4	@ Clearwater
5-7	@ Daytona
8-10	vs. Bradenton
11-13	vs. St. Lucie
15-18	@ Palm Beach
19-21	@ Charlotte
22-25	vs. Tampa
26-28	vs. Bradenton
30-31	@ Dunedin

JUNE

1-2	@ Dunedin
3-6	@ Tampa
12-15	@ St. Lucie
16-18	ALL-STAR BREAK (Lakeland, FL)
19-21	vs. Fort Myers
22-25	@ Palm Beach
27-29	vs. Florida
30	vs. Lakeland

JULY

1-3	vs. Lakeland
4-6	@ Florida
7-10	vs. St. Lucie
12-14	@ Palm Beach
15-17	vs. Charlotte
18-20	@ St. Lucie
21-24	@ Daytona
25-28	vs. Florida
29-31	vs. Lakeland

AUGUST

1	vs. Lakeland
3-6	@ Fort Myers
7-9	@ Charlotte
10-13	vs. Florida
14-17	vs. Charlotte
18-20	@ Florida
22-24	vs. Palm Beach
25-27	@ Bradenton
28-30	@ Lakeland
31	vs. Fort Myers

SEPTEMBER

1	vs. Fort Myers
2-3	@ Fort Myers

2017 MINOR LEAGUE SCHEDULES



GREENSBORO GRASSHOPPERS South Atlantic League

APRIL

6-9	vs. Hickory
10-12	vs. Delmarva
13-15	@ Lakewood (DH on 4/15)
17-19	@ Delmarva
20-23	vs. Augusta
24-26	@ Hickory
27-30	@ Asheville

MAY

2-4	vs. Lexington
5-8	vs. Rome
10-12	@ Lexington
13-16	@ Hickory
18-21	vs. Delmarva
22-24	@ Lakewood
25-28	vs. Kannapolis
29-31	vs. Lakewood

JUNE

1-4	@ Kannapolis
6-8	vs. Hagerstown
9-12	@ West Virginia
13-15	vs. Hickory
16-18	vs. Delmarva
19-21	ALL-STAR BREAK (Columbia, SC)
22-25	@ Hagerstown
26-29	@ Lakewood
30	vs. Asheville

JULY

1-3	vs. Asheville
4-6	@ Hagerstown
7-10	vs. Lakewood
12-14	@ Columbia
15-17	@ West Virginia
19-21	vs. Greenville
22-25	vs. Asheville
27-30	@ Delmarva
31	vs. Lakewood

AUGUST

1-2	vs. Lakewood
3-6	vs. Kannapolis
7-9	@ Hickory
10-13	@ Kannapolis
15-17	vs. Delmarva
18-21	vs. Hickory
22-24	@ Kannapolis
25-27	@ Rome
29-31	vs. Kannapolis

SEPTEMBER

1-4	@ Hickory
-----	-----------

BATAVIA MUCKDOGS New York-Penn League

JUNE

19-20	vs./@ Auburn
21-23	@ State College
24-26	vs. West Virginia
28-30	@ Williamsport
28-30	vs. West Virginia

JULY

1-3	@ State College
4-6	vs./@/vs. Auburn
7-9	@ West Virginia
11-13	vs. Lowell
14-16	vs. Tri-City
17-19	@ Mahoning Valley
20-22	vs. Williamsport
23-25	@ West Virginia
27-29	vs. State College
29-31	@ Mahoning Valley

AUGUST

1	@ Mahoning Valley
2-4	vs. Williamsport
5-7	vs. West Virginia
8-10	@ Vermont
11-13	@ Connecticut
14-15	ALL-STAR BREAK (Troy, NY)
16-18	vs. Mahoning Valley
19-21	vs. Williamsport
22-24	@ Mahoning Valley
25-27	@/vs./@ Auburn
28-30	vs. Mahoning Valley
31	@ Williamsport

SEPTEMBER

1-2	@ Williamsport
3-5	vs. Mahoning Valley
6-7	vs./@ Auburn

GCL MARLINS Gulf Coast League

JUNE

26	vs. GCL Mets
27	@ GCL Astros
28	@ GCL Nationals
30	vs. GCL Cardinals

JULY

1	@ GCL Mets
2	vs. GCL Astros
3	vs. GCL Nationals
5	@ GCL Cardinals
6	vs. GCL Mets
7	@ GCL Astros
8	@ GCL Nationals
10	@ GCL Cardinals
11	@ GCL Mets
12	vs. GCL Astros
13	vs. GCL Nationals
15	@ GCL Cardinals (DH)
16	vs. GCL Mets
17	@ GCL Astros
18	@ GCL Nationals
20	vs. GCL Cardinals
21	@ GCL Mets
22	vs. GCL Astros
23	vs. GCL Nationals
25	@ GCL Cardinals
26	vs. GCL Mets
27	@ GCL Astros
28	@ GCL Nationals
30	vs. GCL Cardinals
31	@ GCL Mets

AUGUST

1	vs. GCL Astros
2	vs. GCL Nationals
4	@ GCL Cardinals
5	vs. GCL Mets
6	@ GCL Astros
7	@ GCL Nationals
9	vs. GCL Cardinals
10	@ GCL Mets
11	vs. GCL Astros
12	vs. GCL Nationals
14	@ GCL Cardinals
15	vs. GCL Mets
16	@ GCL Astros
17	@ GCL Nationals
19	vs. GCL Cardinals
20	@ GCL Mets
21	vs. GCL Astros
22	vs. GCL Nationals
24	@ GCL Cardinals
25	vs. GCL Mets
26	@ GCL Astros
27	@ GCL Nationals
29	vs. GCL Cardinals
30	@ GCL Mets
31	vs. GCL Astros

SEPTEMBER

1	vs. GCL Nationals
---	-------------------



FRONT OFFICE | FIELD TIME | PLAYERS | 2016 IN REVIEW | CLUB HISTORY | POSTSEASON HISTORY | PLAYER DEVELOPMENT | 2017 OPPONENTS | ANNUAL INFORMATION

YEAR-BY-YEAR ORGANIZATIONAL STANDINGS

SEASON	LEVEL	TEAM	LEAGUE	RECORD	PERCENTAGE
1992	SS	Erie Sailors	NY-Penn	40-37	.533
	R	GCL Marlins	Gulf Coast	33-27	(73-64)
1993	AAA	Edmonton Trappers	Pacific Coast	72-69	
	AA	- no affiliation -			
	A+	High Desert Mavericks	California	85-62	.536
	A	Kane County Cougars	Midwest	75-62	(295-255)
	SS	Elmira Pioneers	NY-Penn	31-44	
1994	R	GCL Marlins	Gulf Coast	32-28	
	AAA	Edmonton Trappers	Pacific Coast	67-75	
	AA	Portland Sea Dogs	Eastern	60-81	
	A+	Brevard Co. Manatees	Florida State	78-61	.496
	A	Kane County Cougars	Midwest	71-68	(344-349)
1995	SS	Elmira Pioneers	NY-Penn	30-43	
	R	GCL Marlins	Gulf Coast	38-21	
	AAA	Charlotte Knights	International	59-81	
	AA	Portland Sea Dogs	Eastern	86-56	
	A+	Brevard Co. Manatees	Florida State	61-74	.495
1996	A	Kane County Cougars	Midwest	69-69	(340-347)
	SS	Elmira Pioneers	NY-Penn	25-51	
	R	GCL Marlins	Gulf Coast	40-16	
	AAA	Charlotte Knights	International	62-59	
	AA	Portland Sea Dogs	Eastern	83-58	
1997	A+	Brevard Co. Manatees	Florida State	47-92	.471
	A	Kane County Cougars	Midwest	65-68	(320-359)
	SS	Utica Blue Sox	NY-Penn	29-57	
	R	GCL Marlins	Gulf Coast	34-25	
	AAA	Charlotte Knights	International	76-65	
1998	AA	Portland Sea Dogs	Eastern	79-63	
	A+	Brevard Co. Manatees	Florida State	62-76	.512
	A	Kane County Cougars	Midwest	70-68	(354-338)
	SS	Utica Blue Sox	NY-Penn	36-38	
	R	GCL Marlins	Gulf Coast	31-28	
1999	AAA	Charlotte Knights	International	70-73	
	AA	Portland Sea Dogs	Eastern	66-75	
	A+	Brevard Co. Manatees	Florida State	43-97	.459
	A	Kane County Cougars	Midwest	69-71	(321-379)
	SS	Utica Blue Sox	NY-Penn	35-41	
2000	R	GCL Marlins	Gulf Coast	38-22	
	AAA	Calgary Cannons	Pacific Coast	57-82	
	AA	Portland Sea Dogs	Eastern	65-77	
	A+	Brevard Co. Manatees	Florida State	61-74	.477
	A	Kane County Cougars	Midwest	78-59	(328-360)
2001	SS	Utica Blue Sox	NY-Penn	42-33	
	R	GCL Marlins	Gulf Coast	25-35	
	AAA	Calgary Cannons	Pacific Coast	60-82	
	AA	Portland Sea Dogs	Eastern	71-70	
	A+	Brevard Co. Manatees	Florida State	66-74	.496
2002	A	Kane County Cougars	Midwest	74-65	(346-351)
	SS	Utica Blue Sox	NY-Penn	35-40	
	R	GCL Marlins	Gulf Coast	40-20	
	AAA	Calgary Cannons	Pacific Coast	72-71	
	AA	Portland Sea Dogs	Eastern	77-65	
2003	A+	Brevard Co. Manatees	Florida State	80-55	.546
	A	Kane County Cougars	Midwest	88-50	(383-319)
	SS	Utica Blue Sox	NY-Penn	27-47	
	R	GCL Marlins	Gulf Coast	29-31	

* **Bold Italics** indicate won League Championship



FRONT OFFICE
 FIELD STAFF
 PLAYERS
 MAN IN REVIEW
 CLUB HISTORY
 POSTSEASON HISTORY
 PLAYER DEVELOPMENT
 JET PROPULSIONS
 GENERAL INFORMATION

YEAR-BY-YEAR ORGANIZATIONAL STANDINGS

2002	AAA	Calgary Cannons	Pacific Coast	67-71	.491 (338-351)
	AA	Portland Sea Dogs	Eastern	63-77	
	A+	Jupiter Hammerheads	Florida State	81-57	
	A-	Kane County Cougars	Midwest	64-75	
	SS	Jamestown Jammers	NY-Penn	32-42	
R	GCL Marlins	Gulf Coast	31-29		
2003	AAA	Albuquerque Isotopes	Pacific Coast	74-70	.502 (343-340)
	AA	Carolina Mudcats	Southern	80-58	
	A+	Jupiter Hammerheads	Florida State	76-72	
	A-	Greensboro Bats	South Atlantic	65-67	
	SS	Jamestown Jammers	NY-Penn	22-51	
R	GCL Marlins	Gulf Coast	26-32		
2004	AAA	Albuquerque Isotopes	Pacific Coast	67-77	.454 (315-379)
	AA	Carolina Mudcats	Southern	73-68	
	A+	Jupiter Hammerheads	Florida State	64-71	
	A-	Greensboro Bats	South Atlantic	50-89	
	SS	Jamestown Jammers	NY-Penn	30-45	
R	GCL Marlins	Gulf Coast	31-29		
2005	AAA	Albuquerque Isotopes	Pacific Coast	78-66	.501 (341-339)
	AA	Carolina Mudcats	Southern	77-57	
	A+	Jupiter Hammerheads	Florida State	64-71	
	A-	Greensboro Grasshoppers	South Atlantic	64-71	
	SS	Jamestown Jammers	NY-Penn	31-44	
R	GCL Marlins	Gulf Coast	24-30		
2006	AAA	Albuquerque Isotopes	Pacific Coast	70-72	.459 (316-373)
	AA	Carolina Mudcats	Southern	61-79	
	A+	Jupiter Hammerheads	Florida State	55-80	
	A-	Greensboro Grasshoppers	South Atlantic	68-69	
	SS	Jamestown Jammers	NY-Penn	33-39	
R	GCL Marlins	Gulf Coast	29-34		
2007	AAA	Albuquerque Isotopes	Pacific Coast	72-70	.468 (323-367)
	AA	Carolina Mudcats	Southern	60-80	
	A+	Jupiter Hammerheads	Florida State	63-76	
	A-	Greensboro Grasshoppers	South Atlantic	71-69	
	SS	Jamestown Jammers	NY-Penn	28-47	
R	GCL Marlins	Gulf Coast	29-25		
2008	AAA	Albuquerque Isotopes	Pacific Coast	68-75	.530 (365-324)
	AA	Carolina Mudcats	Southern	80-60	
	A+	Jupiter Hammerheads	Florida State	74-64	
	A-	Greensboro Grasshoppers	South Atlantic	66-72	
	SS	Jamestown Jammers	NY-Penn	28-47	
R	GCL Marlins	Gulf Coast	30-24		
2009	AAA	New Orleans Zephyrs	Pacific Coast	63-80	.497 (342-348)
	AA	Jacksonville Suns	Southern	82-58	
	A+	Jupiter Hammerheads	Florida State	67-70	
	A-	Greensboro Grasshoppers	South Atlantic	66-74	
	SS	Jamestown Jammers	NY-Penn	34-42	
R	GCL Marlins	Gulf Coast	38-17		
2010	AAA	New Orleans Zephyrs	Pacific Coast	66-77	.506 (350-341)
	AA	Jacksonville Suns	Southern	81-59	
	A+	Jupiter Hammerheads	Florida State	46-92	
	A-	Greensboro Grasshoppers	South Atlantic	66-74	
	SS	Jamestown Jammers	NY-Penn	43-32	
R	GCL Marlins	Gulf Coast	37-19		
2011	AAA	New Orleans Zephyrs	Pacific Coast	69-74	.508 (351-340)
	AA	Jacksonville Suns	Southern	70-70	
	A+	Jupiter Hammerheads	Florida State	60-80	
	A-	Greensboro Grasshoppers	South Atlantic	79-60	
	SS	Jamestown Jammers	NY-Penn	35-40	
R	GCL Marlins	Gulf Coast	38-16		

YEAR-BY-YEAR ORGANIZATIONAL STANDINGS

2012	AAA	New Orleans Zephyrs	Pacific Coast	73-67	
	AA	Jacksonville Suns	Southern	70-70	
	A+	Jupiter Hammerheads	Florida State	74-62	.524
	A	Greensboro Grasshoppers	South Atlantic	60-59	(361-328)
	SS	Jamestown Jammers	NY-Penn	35-40	
	R	GCL Marlins	Gulf Coast	29-30	
2013	AAA	New Orleans Zephyrs	Pacific Coast	72-72	
	AA	Jacksonville Suns	Southern	73-63	
	A+	Jupiter Hammerheads	Florida State	68-69	.497
	A	Greensboro Grasshoppers	South Atlantic	65-72	(342-346)
	SS	Batavia Muckdogs	NY-Penn	39-36	
	R	GCL Marlins	Gulf Coast	25-34	
2014	AAA	New Orleans Zephyrs	Pacific Coast	70-74	
	AA	Jacksonville Suns	Southern	81-59	
	A+	Jupiter Hammerheads	Florida State	50-87	.498
	A	Greensboro Grasshoppers	South Atlantic	87-53	(347-350)
	SS	Batavia Muckdogs	NY-Penn	34-42	
	R	GCL Marlins	Gulf Coast	25-35	
2015	AAA	New Orleans Zephyrs	Pacific Coast	58-86	
	AA	Jacksonville Suns	Southern	57-81	
	A+	Jupiter Hammerheads	Florida State	67-73	.427
	A	Greensboro Grasshoppers	South Atlantic	51-88	(297-399)
	SS	Batavia Muckdogs	NY-Penn	31-44	
	R	GCL Marlins	Gulf Coast	33-27	
2016	AAA	New Orleans Zephyrs	Pacific Coast	69-70	
	AA	Jacksonville Suns	Southern	63-76	
	A+	Jupiter Hammerheads	Florida State	68-69	.454
	A	Greensboro Grasshoppers	South Atlantic	65-75	(311-374)
	SS	Batavia Muckdogs	NY-Penn	22-53	
	R	GCL Marlins	Gulf Coast	24-31	

MARLINS MINOR LEAGUE POSTSEASON HISTORY

YEAR	TEAM	SERIES RESULTS	POSTSEASON RESULTS
1992	Erie	Hamilton (W, 1-0); Geneva (L, 0-2)	New York-Penn League Finals
1993	High Desert	Riverside (W, 3-1); Modesto (W, 3-2)	California League Champions
1994	Brevard County	West Palm Beach (W, 2-0); Tampa (L, 1-3)	Florida State League Finals
	GCL Marlins	Kissimmee Astros (L, 0-1)	First Round
1995	Portland	New Haven (L, 1-3)	First Round
	Kane County	West Michigan (L, 1-2)	First Round
	GCL Marlins	Tampa (L, 0-1)	First Round
1996	Portland	Binghamton (W, 3-2); Harrisburg (L, 1-3)	Eastern League Finals
1997	Charlotte	Columbus (L, 0-3)	First Round
	Portland	Norwich (W, 3-2); Harrisburg (L, 1-3)	Eastern League Finals
	Kane County	Wisconsin (W, 2-0); Cedar Rapids (W, 2-0); Lansing (L, 2-3)	Midwest League Finals
1998	GCL Marlins	St. Petersburg (L, 1-2)	First Round
1999	Kane County	Quad City (W, 2-1); Burlington (L, 1-2)	Midwest League Semifinals
	Utica	Hudson Valley (L, 1-2)	First Round
2000	Kane County	Wisconsin (L, 1-2)	First Round
	GCL Marlins	Tampa (L, 0-1)	One-Game Playoff
2001	Brevard County	Vero Beach (W, 2-1); Tampa (Tied, 1-1)	Florida State League Co-Champions*
	Kane County	Beloit (W, 2-0); Wisconsin (W, 2-0); South Bend (W, 1-0)	Midwest League Champions*
2002	Jupiter	Lakeland (L, 0-2)	First Round
2003	Albuquerque	Nashville (L, 1-3)	First Round
	Carolina	Tennessee (W, 3-1); Huntsville (W, 3-2)	Southern League Champions
	Jupiter	St. Lucie (L, 0-2)	First Round
2005	Carolina	West Tennessee (L, 0-3)	First Round
2008	Carolina	West Tenn. (W, 3-0); Mississippi (L, 2-3)	Southern League Finals
	Jamestown	Staten Island (W, 2-0); Batavia (L, 0-2)	New York-Penn League Finals
2009	Jacksonville	Birmingham (W, 3-0); Tennessee (W, 3-1)	Southern League Champions
	GCL Marlins	GCL Yankees (W, 1-0); GCL Nationals (L, 0-2)	Gulf Coast League Finals
2010	Jacksonville	Mobile (W, 3-1); Tennessee (W, 3-1)	Southern League Champions
	Jamestown	Brooklyn (L, 1-2)	First Round
	GCL Marlins	Tampa Bay (L, 0-1)	First Round
2011	Greensboro	Hickory (W, 2-0); Savannah (W, 3-2)	South Atlantic League Champions
	GCL Marlins	GCL Pirates (W, 1-0); GCL Yankees (L, 1-2)	Gulf Coast League Finals
2012	Jupiter	St. Lucie (W, 2-1); Lakeland (L, 2-3)	Florida State League Finals
	Greensboro	Hagerstown (W, 2-0); Asheville (L, 1-3)	South Atlantic League Finals
2014	Jacksonville	Mobile (W, 3-1); Chattanooga (W, 3-0)	Southern League Champions
	Greensboro	Hagerstown (L, 0-2)	First Round

* - Playoffs shortened due to September 11 National Tragedy.



FRONT OFFICE | FIELD STAFF | PLAYERS | MEDIA IN REVIEW | TEAM HISTORY | POSTSEASON HISTORY | PLAYER DEVELOPMENT | JET PROPULSION | GENERAL INFORMATION

FIRST-YEAR PLAYER DRAFT RECAPS

1992

1 C Charles Johnson	14 RHP Jason Tidwell	27 RHP Matt Petersen	40 LHP Bob Frazier
2 RHP John Lynch	15 RHP Jim Patterson	28 RHP Ken Kendrena	41 RHP Doug Pettit
3 LHP Rich Ireland	16 OF Eddie Christian	29 OF Anthony Bonifazio	42 RHP Matt Wood
4 OF Willie Brown	17 INF Gavin Baugh	30 INF Mark Leber	43 RHP Greg Reeder
5 INF Alex Aranzamendi	18 C Mark Skeels	31 OF Erick Strickland	44 RHP Scott Johnson
6 RHP Pat Leahy	19 RHP John Codrington	32 INF Lou Lucca	45 RHP Dan Lyons
7 RHP Reynol Mendoza	20 RHP Rob Steiner	33 C Tim Lanier	46 RHP Chris Altman
8 LHP Dan Roman	21 OF Chris Clark	34 INF Bruce Nolte	47 RHP Scott Englehart
9 OF Scott Samuels	22 RHP Matt Donahue	35 OF Rick Freehling	48 RHP Mitchel Bowen
10 OF Chris Sheff	23 INF Todd Priddy	36 OF Matt Furrey	49 C Robert Hernandez
11 INF Tony Torres	24 LHP Marcus Mays	37 OF Hiram Fantauzzi	50 OF James Woods
12 RHP Mike Venezia	25 RHP Andy Larkin	38 C Jason Frazier	
13 LHP Jerry Stafford	26 C Brian Loyd	39 C Sean Gousha	

1993

1 RHP Marc Valdes	24 OF Ronnie Brown	47 Voided	70 LHP Brian Deskins
2 C John Roskos	25 RHP Richard Dishman	48 RHP Josh Deakman	71 INF Cameron Jones
3 RHP Dan Ehler	26 INF Matt Martinez	49 OF Michael Reyes	72 RHP Franklin Roberts
4 LHP Thomas Howard	27 INF Andy Small	50 INF Mark Creelman	73 OF Brent Yarrow
5 RHP Ernie Delgado	28 INF Tony Darden	51 LHP Leslie Sean	74 INF Brian Reid
6 RHP Paul Thornton	29 LHP Samuel Minyard	52 INF Ward White	75 OF Eric Johnson
7 OF Todd Dunwoody	30 INF Justin Long	53 RHP Jason Russell	76 RHP David Bernhard
8 OF Billy McMillon	31 RHP Justin Mark	54 OF Charles Bivens	77 OF Kenny Williams
9 INF Brady Babin	32 RHP Matthew Wells	55 RHP Diallo Banks	78 OF Allen Stalvey
10 RHP Ryan Filbeck	33 LHP Zachary Stark	56 RHP David Harper	79 RHP Charles Roberson
11 INF Damon Johnson	34 OF Jeffrey Lewis	57 C Michael Myers	80 INF Dustin Spencer
12 RHP Jason Fawcett	35 OF Eric Genden	58 OF Marc Lee	81 RHP Michael Logan
13 OF David Jefferson	36 LHP Brett Ames	59 RHP Chad Ricketts	82 RHP Richard Bell
14 C Mike Sims	37 RHP Brandon Villafuerte	60 OF Daniel Sousa	83 RHP John Woodard
15 OF Erik Robinson	38 INF David Berg	61 RHP Michael Rios	84 OF Theron Trullit
16 INF Scott Southard	39 RHP James Merritt	62 OF Casey Baker	85 C Jerry Whaley
17 RHP Don Matthews	40 OF Derrick Johnson	63 INF Chris Sauritich	86 RHP Stephen Haggard
18 LHP Thomas Giles	41 INF Eric Sees	64 RHP Robert Cowan	87 RHP Jason Mann
19 LHP Richard Seminoff	42 LHP Chad Phillips	65 RHP James Gann	88 RHP Cabotll Woods
20 LHP Bryan Ward	43 OF Ian Roberts	66 C Todd Teeter	89 OF Jason Dyer
21 RHP Greg Mix	44 OF Greg Hubley	67 C Chris Hendrix	90 RHP Tom Buckman
22 RHP Dan Chergey	45 RHP Bobby Howry	68 INF Anthony Longueira	91 OF Shawn Summers
23 OF Ivory Jones	46 RHP Jon Van Zandt	69 INF Larry Barnes	

1994

1 INF Josh Booty	21 LHP Brian Shackelford	42 RHP Heath Askew	63 INF Curtis Hall
2 INF Victor Rodriguez	22 RHP James Smith	43 INF Darren Mills	64 OF Tim Hicks
3 C Todd Cady	23 INF Lionel Hastings	44 RHP Aaron Cames	65 RHP Greg McNeill
3 RHP Brian Meadows	24 RHP Wally Maynard	45 LHP Mike Evans	66 RHP John Payne
4 LHP Chad Miles	25 RHP Dan Vardijan	46 OF Theron Trullit	67 RHP Jonathan Moores
5 RHP Jason Garrels	26 OF Michael Reyes	47 RHP Randy Niles	68 RHP Josh Deakman
6 RHP Mike Parisi	27 C Sommer McCartney	48 RHP Randy Shagena	69 RHP Ross Atkins
7 OF Ryan Jackson	28 RHP Tim McClaskey	49 LHP Joel Holland	70 OF Anthony Poindexter
8 C Hector Kulan	29 RHP Mark Hale	50 LHP Gaylon Dixon	71 RHP Beau Payne
9 OF Hayward Cook	30 INF Shawn O'Dell	51 OF Santos Cortez	72 INF Glenn Foley
10 OF Abdul Cole	31 C Kirk Pierce	52 LHP Scott Dewitt	73 OF Hines Ward
11 LHP Jon Farmer	32 LHP Terry Bishop	53 C John Arnold	74 OF Troy Rauer
12 RHP Robby Stanifer	33 OF Derrick Johnson	54 OF Shane Phillips	75 OF Tyler Nicol
13 OF José Camilo	34 INF Walter White	55 RHP Chris Gortell	76 RHP Douglas Bossert
14 RHP Rodney Getz	35 RHP Chadwick Mead	56 RHP Justin Ferus	77 INF Brian Benefield
15 RHP Allan Hebert	36 RHP Ali Samadini	57 RHP Chris Windsor	78 C Ward White
16 RHP Seth Ethierlton	37 RHP Derek Santiago	58 RHP Philip Henderson	79 INF Peter Jazerinac
17 RHP Kenyon West	38 LHP Mark Greenlee	59 OF Peter Qulter	80 RHP Michael Howes
18 RHP Jeremy Ross	39 RHP Jay Gaspodarek	60 LHP Todd Moser	
19 RHP Kevin Tolan	40 RHP Jeremy Blaylock	61 LHP Ryan Roberts	
20 OF Mark Gugino	41 OF Quincy Foster	62 RHP Tom Buckman	

* Bold indicates player signed

FIRST-YEAR PLAYER DRAFT RECAPS

1995

1 OF Jaime Jones	23 RHP Alex Morris	45 C Rob Hernandez	67 INF Matthew Pidgeon
2 INF Nate Rolison	24 LHP Jim Detwiler	46 OF Jeff Cermak	68 LHP Andy Bair
3 OF Randy Winn	25 RHP Kevin Fitzmaurice	47 RHP Rhett Ingerick	69 RHP Jason Berry
4 RHP Mike Marriott	26 RHP Ryan Tack	48 C Raymond Green	70 RHP William Tull
5 OF Rene Rascon	27 RHP David Therneau	49 RHP Rafael Riguiero	71 OF Derek Rowan
6 LHP Michael Tejera	28 INF Jorge Rodriguez	50 OF William Reed	72 RHP William Baughney
7 RHP Hansel Izquierdo	29 RHP Gary Santoro	51 RHP Aaron Cames	73 RHP Jay Gospodarek
8 LHP Mark Watson	30 RHP Euclides Rojas	52 C Scott McKee	74 INF Stephen Blevins
9 RHP Tony Enard	31 RHP Mike Rose	53 OF Kerthatis Lovely	75 RHP Kevin Tolan
10 RHP Bob Pailthorpe	32 RHP George Oleksik	54 RHP Howard Bell	76 RHP Dustin Keppen
11 RHP Gary Knotts	33 INF Todd Bramble	55 OF Darin Baker	77 INF Eric Kalie
12 RHP Jonathan Widerski	34 OF Kevin Green	56 OF Carl Jones	78 RHP Brett Schreyer
13 RHP Jerrod Riggan	35 INF Jason Shanahan	57 OF Joel Atwater	79 OF Joel Sajjun
14 RHP David Miller	36 RHP Tim McClaskey	58 INF Richard Cirulif	80 OF Timothy Hicks
15 RHP Rick Garcia	37 INF Brian Dallimore	59 LHP Mark Greenlee	81 RHP Shannon Carter
16 RHP Gabe González	38 LHP Ken Duebelbels	60 RHP William Fleck	82 OF Brian Bush
17 INF Steve Goodell	39 OF Dion Battee	61 INF Scott Esker	83 Voided
18 LHP Travis Burgess	40 LHP Matt Blank	62 RHP Michael Laine	84 INF Ryan Roberts
19 LHP Michael Duvall	41 OF Dwaine Neal	63 INF Druen Mahony	85 INF Andrew Lacrone
20 C Mat Erwin	42 OF Letarvius Copeland	64 OF Quincy Foster	86 OF John Schmitz
21 INF Joe Funaro	43 RHP Shannon Stephens	65 LHP James Nederostek	87 INF Brian Haught
22 RHP Swan Austin	44 INF Jason Garrett	66 C Robert Hammock	

1996

1 OF Mark Kotsay	20 RHP Steve Gagliano	39 RHP Jeff Bloomer	58 RHP Travis Johnson
2 Choice to Toronto	21 C Matt Braugher	40 LHP Simon Young	59 INF Israel Pope
3 Choice to Toronto	22 LHP Dan Ferrell	41 LHP Brian Foystek	60 OF Clayton Thomas
4 RHP Blaine Neal	23 C Stephen Morales	42 INF Edwin Erickson	61 RHP Darius Gill
5 LHP Brent Billingsley	24 RHP Brad Farizo	43 RHP Jimmy Frush	62 C Charles Walter
6 RHP David Townsend	25 INF Jeff Venghaus	44 OF Patrick Pass	63 OF Joel Sajjun
7 RHP Chris Moore	26 RHP Scott Dunn	45 RHP Mike Rose	64 RHP Devon Younger
8 OF Quantaa Jackson	27 RHP Brian Matzenbacher	46 LHP Steven Merrill	65 C Jorge Soto
9 INF Vaughn Schill	28 RHP Justin Linquist	47 LHP Mike Evans	66 INF Dustin Brisson
10 OF Cory Washington	29 INF Pete Arenas	48 OF Hairy Anderson	67 RHP Juan Torres
11 LHP Travis Wyckoff	30 INF Scott Conway	49 RHP Kevin Kurilla	68 LHP Brian Parferheimer
12 RHP Skip Browning	31 RHP Josh Laxton	50 OF Eric Abshor	69 RHP Geoff Duncan
13 INF Ryan Owens	32 OF Alain Diaz	51 RHP Kevin Zaleski	70 INF Joshua Hoffpauir
14 LHP Brian Tallet	33 RHP Rafael Rigueira	52 INF Daniel Torres	71 INF Gerald Perkins
15 RHP David Wesolowski	34 INF Zak Ammirato	53 OF David White	72 OF Dwayne Webb
16 INF Simon Tafoya	35 INF Justin Foerter	54 LHP Joseph Hart	73 INF Brian Piazzi
17 INF Larry Kleinz	36 C Jay Jones	55 RHP Craig Lewis	74 INF Matt Pidgeon
18 LHP Brian Farkas	37 C Jason Alaimo	56 RHP Reece Borges	75 INF Scott Eskra
19 RHP Shaw Casey	38 INF Jason Sharp	57 OF Letarvius Copeland	

1997

1 RHP Aaron Akin	16 RHP James Shook	31 RHP Jason Farmer	46 LHP Michael Wenger
2 C Jeff Bailey	17 OF Rhod Donaldson	32 RHP Bryant Hodges	47 INF Michael Shumaker
3 INF Chris Aguila	18 RHP Drew Shields	33 OF Ronald Dorsey	48 C Aaron Lough
4 C Brandon Harper	19 RHP Robert Garvin	34 OF Chris Clark	49 RHP Michael Nall
5 LHP Paul Avery	20 OF Howard Beard	35 RHP Joshua Higgins	50 RHP Kyle Jenkins
6 OF Brain Reed	21 RHP Eric Bernhardt	36 LHP Antwoine Anderson	51 OF Frank Valois
7 INF Matt Erickson	22 C Alex Melconian	37 INF Chris Louwsma	52 C Tim Strange
8 LHP Clifton Lee	23 OF Andres Torres	38 OF Eric Abshor	53 RHP Brian Middleton
9 OF Jon Heinrichs	24 C Jason Harrison	39 INF Adam Spiker	54 OF Adrian Earles
10 INF Kelley Washington	25 RHP Cory Lima	40 IHP John Weis	55 RHP Nicholas Huntsman
11 INF Jesus Medrano	26 RHP Scott Henderson	41 RHP Billy Nofsinger	56 INF William Baber
12 OF Javon Walker	27 OF Matt Schnabel	42 RHP Nicholas Carlson	57 RHP Michael Kaichuk
13 INF Ross Gload	28 RHP James McGowan	43 LHP Glen Myers	58 C Carl Lafferty
14 RHP Wes Anderson	29 RHP Blair Fowler	44 C Esteban Elzy	
15 INF Travis Bailey	30 RHP Gaige Thomas	45 RHP Jimmy Bardollar	

1998

1 OF Chip Ambres	14 RHP Eric Jupe	27 OF Willy Hill	40 C Julio Rivas
2 INF Derek Walthan	15 INF Heath Kelly	28 RHP Kevin Ryan	41 OF Bryan Lee
3 INF David Callahan	16 RHP John Seaman	29 INF Drew Niles	42 RHP Daniel Pettif
4 INF Heath Honeycutt	17 INF Joshua Hochgesang	30 INF Vincent Harrison	43 RHP Shawn Saba
5 OF Matt Padgett	18 INF Adam LaRoche	31 OF Jon Topolski	44 INF Shawn Norris
6 LHP Phillip Lowery	19 OF Wendell Anderson	32 INF Randy Rigbsby	45 RHP Peter Selden
7 LHP Ryan Harber	20 LHP David Campos	33 RHP Peter Kocur	46 OF Greg Mickles
8 RHP Marc Sauer	21 C Matthew Frick	34 OF Adam Bragg	47 C Aaron Alvarez
9 RHP Michael Trussell	22 C Michael Wright	35 C John Moylan	48 C Rigo Orozco
10 LHP Chris Heck	23 RHP Matthew Krabbe	36 C Chris Halgren	49 OF Rudy Simpson
11 INF Matthew Demarco	24 INF Terrence Smalls	37 RHP Eric Bernhardt	
12 LHP David Noyce	25 RHP Scott Murphy	38 RHP Jorge Arceo	
13 RHP Paul McCurtain	26 RHP Kevin Olsen	39 OF Jeff Wagner	



FIRST-YEAR PLAYER DRAFT RECAPS

1999

1 RHP Josh Beckett	14 LHP Todd Moser	27 RHP Thomas Bell	40 RHP Matthew Krabbe
2 RHP Terence Byron	15 OF Barry Schell	28 LHP Matt Ward	41 RHP Jeff Nichols
3 INF Joshua Wilson	16 RHP Jared Wykoff	29 INF Matt Postell	42 INF David LaRoche
4 C Dominic Woody	17 RHP Brad Haynes	30 RHP Bradton Bowe	43 RHP Darin Palafios
5 LHP Nate Robertson	18 RHP David Johnston	31 C Ken Riley	44 INF Alonso Gomez
6 OF Charles Frazier	19 INF Kevin Perkins	32 RHP Dustin Griffith	45 RHP John Anderson
7 INF Jake Laidlaw	20 RHP Shane Smuin	33 RHP Mike Flannery	46 C Benjamin Vannatter
8 INF Kevin Hooper	21 LHP Joseph Sargent	34 C John Moylan	47 OF Jacob Robertson
9 RHP Ben Hickman	22 OF James Close	35 OF Enrique Mendieta	48 OF Quian Davis
10 OF Scott Goodman	23 INF Jarrod Schmidt	36 OF Kevin Snowden	49 RHP John Zamora
11 RHP Randy Messenger	24 LHP Bryan Morse	37 RHP Derek Caraway	50 OF Anthony Aceves
12 C Angel Sánchez	25 C Dennis Anderson	38 OF Robert Glaser	
13 RHP Bryan Moore	26 INF Keith Herbert	39 INF Chance Scott	

2000

1 INF Adrian González	13 RHP Phillip Akens	25 RHP Michael McNutt	37 RHP Josh Barton
2 OF Jason Stokes	14 RHP Robert Jones	26 RHP Nathan Staggs	38 OF Anthony Aceves
3 LHP Robert Henkel	15 LHP Timothy Schilling	27 LHP Joshua Muecke	39 RHP Nathan Kopszywa
4 OF Anthony Brewer	16 INF Daniel Hicks	28 INF Patrick Green	40 INF Christian Larsen
5 OF James Kavourias	17 INF Josh Willingham	29 RHP Casey Hoorelbeke	41 RHP Jared Brite
6 OF William Smith	18 LHP Chris Key	30 RHP Dustin Griffith	42 INF Justin Knapp
7 RHP Brandon Sloan	19 C Brian Rogers	31 RHP Jonathan Asahina	43 INF Steve Ramsey
8 RHP Matthew Massingale	20 RHP Adam Sterrett	32 RHP Derek Mills	44 INF Levi Webber
9 RHP Jesse Kozlowski	21 INF David Easterday	33 OF James Samalovitch	45 OF/INF Jeffrey Stevens
10 RHP William Clayton	22 OF David Gresky	34 LHP Joey Sexton	
11 RHP Steve Sawyer	23 LHP Daniel Moore	35 RHP Justin Sherman	
12 INF Patrick Magness	24 LHP Benjamin Birk	36 INF Erik Dean	

2001

1 RHP Garrett Berger	14 C Doug Boone	27 RHP Jonathan Hunton	40 INF Eric Ofere
2 RHP Allen Baxter	15 INF Hunter Wyatt	28 C Gooby Gerlits	41 RHP Joshua Perrault
3 OF Christopher Resop	16 RHP Robert Cane	29 RHP Nicholas Pesco	42 RHP Isaac Garza
4 LHP Tyler Lumsden	17 C Joshua Coffey	30 RHP Chris Johnston	43 OF Paris Dancy
5 LHP Adam Bostick	18 LHP Louis Evans	31 C Sergio Roman	44 OF Nicholas Blasi
6 RHP Lincoln Holdzkorn	19 C William Lafferty	32 RHP Torik Harrison	45 OF Andrew Vansickle
7 RHP Jeffrey Fulchino	20 RHP Dane Mason	33 RHP Stephen Thomas	46 RHP Charles Taylor
8 RHP Dustin Kupper	21 INF Jason Helps	34 INF Marc Riffenhouse	47 INF Derek Hutton
9 RHP Kody Naylor	22 LHP Wes McCrotty	35 RHP Kevin Halamiccek	48 LHP Phillip Coke
10 INF Rex Rundgren	23 RHP John Skinner	36 INF Kris Clute	49 OF Steve Stanley
11 RHP Nicholas Ungs	24 INF Adam Harlig	37 RHP Ronnie Goodwin	
12 RHP Lance Davis	25 RHP Adam Russell	38 LHP Justin Oltman	
13 INF Michael Tucker	26 OF Francisco Blackburn	39 OF Tyson Graham	

2002

1 OF Jeremy Hermida	14 RHP Travis Chick	27 RHP Casey Blalock	40 C Bradley Pahn
2 SS Robert Andino	15 3B Thomas Merkle	28 RHP Aaron Gabriel	41 C Robert Johnson
3 RHP Trevor Hutchinson	16 RHP Christopher Goodman	29 RHP Chris Gabriel	42 RHP Zachary Lerch
4 RHP Joshua Johnson	17 RHP Evan Greusel	30 RHP Kurt Koehler	43 C Tyler Williams
5 C Nicholas Hundley	18 RHP Ross Wolf	31 LHP Kyle Eazor	44 RHP Tim Wood
6 LHP Scott Olsen	19 OF Jordan Baker	32 RHP Dan Olson	45 RHP Shany Carle
7 OF Xavier Arroyo	20 RHP Jason Iehl	33 OF Joseph Apotheker	46 OF Nicholas Ewen
8 RHP Ryan Warpinski	21 LHP Waylon Byers	34 RHP Kyle Dickson	47 OF Jacob Manning
9 OF Eric Reed	22 RHP Shaun O'Connor	35 LHP Gregory Goetz	48 LHP Matthew Hayes
10 1B Robert Word	23 RHP Sherman Primus	36 RHP Neal Warchol	49 SS Michael Gaffney
11 C Patrick Arlis	24 OF Andrew Rohleder	37 LHP Ryan Anderson	50 C Dustin Hughes
12 RHP James DeMontel	25 2B Eric Ordorica	38 LHP Patrick Connell	
13 SS Kevin Randel	26 LHP Micah Wright	39 OF Matthew Miller	

2003

1 RHP Jeff Allison	14 RHP Scott Nestor	27 OF Toddric Johnson	40 OF Geoff Rottmayer
2 RHP Logan Kensing	15 OF Mikela Olsen	28 LHP Gregory Bartlett	41 SS Randall Clay
3 SS Jonathan Fulton	16 LHP Jon Nickerson	29 RHP Stuart Alexander	42 OF James Adduci
4 OF Randall Miller	17 RHP Kurt Koehler	30 OF Ryan Bear	43 RHP Jared Johnson
5 3B Cole Seifrig	18 LHP Craig Lybarger	31 C Spencer Wyman	44 SS Benjamin Hodges
6 3B Lee Mitchell	19 RHP Nathan Nowicki	32 OF Kris Theodor	45 C Christopher Allen
7 LHP Rob Marchbanks	20 OF Seferino Encarnacion	33 RHP Roy Friesen	46 C Angel Flores
8 C Tanner Rogers	21 OF Brandon Tripp	34 RHP Antonio Orozco	47 RHP Chillon Stapleton
9 RHP David Humen	22 C Ryan Blake	35 OF Justin Mattison	48 RHP Ashkelon Stapleton
10 3B Jason Restko	23 LHP Anthony Watson	36 OF Rodney Rutherford	49 RHP Kyle Dickson
11 LHP Zach McCormack	24 OF Scott Dierks	37 LHP Nicholas Lovato	50 SS George Otero
12 SS Joseph Mazzuca	25 LHP Alexander Hinshaw	38 RHP Chris Badishbaugh	
13 RHP Christopher Pillsbury	26 OF Benjamin Schroeder	39 RHP Neal Warchol	



1990-1999 | 2000-2009 | 2010-2019 | 2020-2029 | 2030-2039 | 2040-2049 | 2050-2059 | 2060-2069 | 2070-2079 | 2080-2089 | 2090-2099 | 2017 MEDIA GUIDE

FIRST-YEAR PLAYER DRAFT RECAPS

2004

1 LHP Taylor Tankersley	14 RHP Patrick Hogan	27 RHP Brian Hoff	40 INF Jerald Watson
2 LHP Jason Vargas	15 OF Brandon Verley	28 LHP Charles Blackmon	41 INF Jacob Taylor
3 OF Greg Burns	16 INF Brian Cleveland	29 RHP Aaron Easton	42 RHP Steve Santos
4 OF Jamar Walton	17 C Barry Gunther	30 LHP Joseph Munn	43 RHP Reyes Dorado
5 C Bradley Davis	18 INF Nathan Messner	31 LHP Parrish Castor	44 RHP Charles Justice
6 INF Bradley McCann	19 C John Wilson	32 LHP Jared Petrovich	45 RHP Matt Bates
7 INF Jared Gaston	20 RHP Rhett James	33 RHP Jay Westmoreland	46 RHP Jared Johnson
8 RHP Craig Mollndrem	21 OF Marcus Davis	34 RHP Jarrett Santos	47 LHP Michael Mullaholland
9 OF Joseph Pietro	22 RHP Chris Mobley	35 RHP Drew Shelton	48 RHP Brady Decker
10 INF Brett Carroll	23 OF Ted Ledbetter	36 RHP Sebastien Vendette	49 C Chris Kirkland
11 RHP Daniel Barone	24 RHP Jeffrey Lacher	37 INF Juan Figueroa	50 RHP Dero Ramsey
12 LHP Jeffrey Gogal	25 INF Agustin Montanez	38 OF Zachary Barrell	
13 INF Steve Gendron	26 RHP Kevin Turmail	39 INF Beau McMillam	

2005

1 RHP Chris Volstad	10 3B Cody Allen	24 LF Matthew Kutler	38 LHP Steven Pujol
1 LHP Aaron Thompson	11 3B Andrew Jenkins	25 RHP Blake Jones	39 LF Jonathan Prevost
1 RHP Jacob Marceaux	12 RHP Kyle Marlatt	26 RHP Scott Lindeen	40 RHP Eric Basurto
1 RHP Ryan Tucker	13 LF Jeffrey Van Houten	27 RHP Jason Jarrett	41 CF Luis Ramos
1 LHP Sean West	14 LHP Travis Talbot	28 RF Michael Thomasson	42 C David Woods
2 OF Bryan Harvey	15 SS Paul Witt	29 LHP Jared Wesson	43 3B Zachary Barrell
2 C Brett Hayes	16 RHP Jonathan Lewis	30 C Christopher Haupt	44 LHP Ryan Pollard
3 LHP Matthew Goyen	17 RHP Zac McCamie	31 LHP Matthew Jones	45 RHP Brady Decker
4 C Gabriel Sánchez	18 SS Nathal Padgett	32 RHP Adalberto Flores	46 1B Stephen Schneider
5 RHP Kyle Winters	19 LHP Adam Wood	33 C Adam Howard	47 2B Dustin Kaats
6 SS James Guerrero	20 RHP Rafael Galbizo	34 3B Adam Abraham	48 RHP Christopher Bodishbaugh
7 RHP Christopher LeRoux	21 LF Collin Roberson	35 C Jacob Taylor	49 RHP James Wallace
8 1B Aaron Bates	22 1B Logan Morrison	36 LF Sean Boatright	50 LF Jared Banks
9 RHP James Brauer	23 C Justin Webb	37 RF Joshua Short	

2006

1 RHP Brett Sinkbeil	12 RHP Bradley Stone	25 RHP Joel Fountain	38 3B Jeremie Tice
1s 3B Chris Coghlan	13 2B Andrew Saylor	26 LHP Andy Jackson	39 OF Brandon McDougall
2 OF Thomas Hickman	14 RHP Jay Buentel	27 RHP Jeremy Hall	40 RHP Luis Suarez
3 C Torre Langley	15 SS Guillermo Martinez	28 LHP Kedrick Martin	41 RHP Kyle Barry
3 OF Scott Cousins	16 3B Jacob Blackwood	29 LHP Jonathan Van Looy	42 RHP Ryan Kussmaul
4 RHP Hector Correa	17 OF David Mense	30 SS Quinn Harris	43 RHP William Jackel
5 C David Hatcher	18 RHP Ross Liersemann	31 OF William Mays	44 RHP Anthony Forrest
6 SS Justin Jacobs	19 RHP Thomas Davis	32 RHP Alejandro Sanabria	45 2B Kyle Price
7 RHP Donald Czyz	20 OF Steven Sultzbauh	33 RHP Eric Basurto	46 3B Milch MacDonald
8 SS Daniel Garcia	21 RHP Corey Madden	34 RHP Thomas Kelly	47 RHP Brooks Martin
9 OF John Raynor	22 LHP Kevan Kelley	35 C Christopher Evans	48 SS Lance Hanmer
10 LHP Graham Taylor	23 LHP Rylan Hanks	36 OF David Williams	49 OF Michael Hubbard
11 SS Osvaldo Martinez	24 OF Ernesto Rivera	37 RHP James Wallace	50 1B Andrew Raponi

2007

1 3B Matt Dominguez	14 3B Lucas Waters	27 SS Ray White	40 LHP Michael McCravy
2 CF Michael Stanton	15 3B Ryan Anetsberger	28 SS Virgil Hill	41 RHP Skyler Crawford
3 C Jameson Smith	16 RHP Adam Campbell	29 3B Ben Lasater	42 C Brett Lawler
4 RF Bryan Petersen	17 SS Michael Pasek	30 RHP Andrew J. Battista	43 RHP Stephen Kohlscheen
5 RHP Steven Cishek	18 LHP Christopher Ingoglia	31 RHP Justin Harper	44 1B Ernie Banks
6 CF Taiwan Easterling	19 CF Charley Williams	32 C Joshua Thompson	45 C Kevin Stanley
7 RHP Andrew Paulauskas	20 LHP Marc Lewis	33 RHP Derek Blacksher	46 RHP John Hellweg
8 LHP Jay Voss	21 2B Ryan Curry	34 RHP Stephen Flake	47 C Mitchell Rider
9 CF Marcus Crockett	22 RHP Chaz Gilliam	35 RHP Joshua Roberts	48 2B Jacob Elmore
10 LHP Brandon Barrow	23 LHP Daniel Prieto	36 RHP Mathew Mallory	49 CF Kyle Rose
11 RHP Brett Durand	24 LHP Kevin Hammons	37 LHP Kellen St. Luce	50 3B Rafael Carlot
12 RHP Garrett Parcell	25 RHP Kyle Kaminska	38 RHP Tyler Waldron	
13 RHP Christopher Shafer	26 LF Bryan Hagerich	39 1B Richard Rossmann	

2008

1 C Kyle Skipworth	14 RHP Bryan Evans	27 RHP Elih Villanueva	40 INF Trent Fuller
2 LHP Brad Hand	15 RHP Johnny Dorn	28 OF Kevin Mattison	41 OF Alan Williams
3 LHP Edgar Olmos	16 LHP Andy Loomis	29 INF Richard Orton	42 OF Michael Synan
4 RHP Curtis Peterson	17 INF Richard Soignier	30 RHP Skyler Crawford	43 OF Kess Carter
5 RHP Peter Andrejczyk	18 RHP Thomas Koehler	31 INF Marvin Campbell	44 INF Joel Staples
6 RHP Graham Johnson	19 OF Kenneth Bass	32 RHP Wayman Gooch	45 OF Fred Atkins
7 INF Paul Gran	20 LHP Wade Korpi	33 LHP Moses Munoz	46 LHP Casey Fry
8 OF Isaac Galloway	21 INF Lonnie Lechelt	34 INF Matthew Lokken	47 LHP Jeffrey Utrab
9 LHP Daniel Jennings	22 RHP Jared Yecker	35 OF Brian Schultz	48 INF Barrell Serrato
10 RHP Trevor Holder	23 C Kondrat Thiem	36 RHP Brandon Todd	49 C Taylor Davis
11 RHP Blake Brewer	24 C Zachary Moore	37 LHP Drew Clothier	50 OF Colin Hoffman
12 INF Michael Turner	25 C Robert Taylor	38 INF Joseph DeBernardis	
13 INF Daniel Pertusali	26 INF Jason Peacock	39 OF Michael Mahlook	



FIRST-YEAR PLAYER DRAFT RECAPS

2009

1 LHP Chad James	14 OF Sequoyia Stonecipher	27 INF Nathan Simon	40 RHP Mitchell Paffio
2 RHP Bryan Berglund	15 OF Chad Cregar	28 RHP Holden Sprague	41 INF Darnell Sweeney
3 OF Marquis Cooper	16 C David Peters	29 LHP Jared Eskew	42 OF Jordan Poyer
4 RHP Daniel Mahoney	17 OF Brent Keys	30 OF Harold Brantley	43 RHP Michael González
5 INF Chase Austin	18 LHP Brett Bukvich	31 RHP Joseph O'Gara	44 RHP Kenneth Giles
6 INF Dustin Dickerson	19 RHP Erick Carillo	32 C Dallas Hord	45 OF Zachary Hurley
7 RHP Joshua Hodges	20 OF James Smith	33 RHP Thomas Buske	46 C Nickolas Ammirati
8 LHP Stephen Richards	21 RHP AJ Ramos	34 LHP Issac Morales	47 C Cody Miller
9 C Jobduan Morales	22 INF Terrence Dayleg	35 RHP Tyler Topp	48 RHP Ryan Gibson
10 RHP Matt Montgomery	23 RHP Thomas Peale	36 RHP Kaleth Fradera	49 LHP Alan Williams
11 INF Thomas Wade	24 INF Michael Brady	37 OF Keith Glenn	50 INF Adam Kam
12 OF Kyle Jensen	25 RHP Sean Teague	38 LHP Kevin Johnson	
13 RHP Tyler Curtis	26 INF Brent Weaver	39 OF Noah Perio	

2010

1 OF Christian Yelich	14 INF Daniel Black	27 RHP Brandon Cunniff	40 RHP Dustin Emmons
2 LHP Rob Rasmussen	15 OF Ryan Fisher	28 C Charles Keefe	41 RHP Mitchell Maness
3 C Jacob Realmuto	16 RHP Randy LeBlanc	29 INF Viosergy Rosa	42 RHP Jonathan Crawford
4 OF Alvin Toles	17 RHP Zachary Neal	30 LHP Zach Robertson	43 LHP Matthew Tracy
5 RHP Robert Morey	18 RHP Corey Goudeau	31 OF Taiwan Easterling	44 LHP Tyler Abbott
6 RHP Joseph Varner	19 INF Dallas Poulk	32 C Edward Rodríguez	45 RHP Jeremy Weber
7 OF Mark Canha	20 INF Alfredo Lopez	33 OF D'Andre Toney	46 OF Daniel Johnston
8 RHP Alan Oaks	21 LHP Kenneth Taves	34 LHP Steven Dennison	47 RHP Travis Huber
9 RHP Austin Brice	22 RHP Jeremy Heatley	35 INF Taylor Ard	48 LHP James Wright
10 INF Aaron Senne	23 RHP Blake Treinen	36 RHP Jared Rogers	49 RHP Cody Lovall
11 LHP Grant Dayton	24 C Gregory Glime	37 RHP Christopher Squires	50 INF Daniel Carey
12 OF James Wooster	25 RHP Michael Ojala	38 LHP Forrest Moore	
13 OF Kentrell Dewitt	26 INF Todd Muecklisch	39 INF Sam Bates	

2011

1 RHP José Fernández	14 RHP Nick Grim	27 LHP Frankie Reed	40 INF Trent Gilbert
2 LHP Adam Conley	15 OF Jhoniarc Veras	28 RHP Benjamin Mincey	41 RHP Matt Anderson
3 INF Conner Barron	16 RHP Adriam Sampson	29 RHP Matthew Neil	42 LHP Jerad Grundy
4 INF Tyler Palmer	17 RHP Derek Varnadore	30 C José Behar	43 LHP Andrew Leenhouts
5 RHP Patrick Hope	18 LHP Greg Nappo	31 INF Kenny Jackson	44 INF Matthew LaNave
6 LHP Charlie Lowell	19 INF Connor Burke	32 C Sharif Othman	45 OF Timothy Zulfall
7 INF Ryan Rieger	20 INF Devon Reed	33 RHP James Nygren	46 RHP Zach Cooper
8 RHP Daniel Oliver	21 RHP Charles Wier	34 OF John Schultz	47 C Joel Thys
9 C Austin Barnes	22 RHP Collin Cargill	35 RHP Johnny Omahen	48 INF Christopher Nuñez
10 RHP Scott Lyman	23 RHP Tyler Higgins	36 INF Damek Tamscha	49 RHP Connor Little
11 INF Jacob Esch	24 C Mitchell Caldwell	37 RHP Jacob Ehret	50 LHP Cory Caruso
12 OF Ryan McInlyre	25 RHP Sean Donatello	38 RHP Joseph Ceja	
13 INF Josh Adams	26 INF Ryan Goetz	39 RHP Travis Huber	

2012

1 LHP Andrew Heaney	14 C Mike Vaughn	27 RHP Justin Jackson	40 INF Alex Polston
2 INF Avery Romero	15 OF Cody Keefer	28 RHP Casey McCarthy	
3 OF Kolby Kopeland	16 RHP Brian Ellington	29 RHP Ronald Barnes	
4 OF Austin Dean	17 OF Christian Keene	30 C David Cruz	
5 INF Austin Nola	18 LHP Patrick Merklein	31 INF Lucas Hunter	
6 LHP Anthony Gomez	19 INF Cody Gunter	32 RHP Ty Williams	
7 RHP Ryan Newell	20 RHP Jordan Hillyer	33 RHP Steve Weber	
8 RHP Drew Steckenrider	21 LHP Hayden Fox	34 INF Patrick Claussen	
9 RHP Nicholas Wittgren	22 RHP Robert Ravago	35 OF Chad Christensen	
10 INF Ron Miller	23 OF Cameron Flynn	36 RHP Kendall Graveman	
11 RHP Matt Milroy	24 INF Matt Juengel	37 OF Edward Sappell	
12 INF Christian Rivera	25 RHP Dane Stone	38 LHP Chipper Smith	
13 RHP Blake Logan	26 RHP Seth Grant	39 C Marcus Greene	

2013

1 INF Colin Moran	12 RHP C.J. Robinson	25 LHP Sean Townsley	38 RHP Tyler Kane
2 LHP Matthew Krook	13 INF J.T. Riddle	26 LHP Adam Westmoreland	39 RHP Daulton Jefferies
3 RHP Trevor Williams	14 INF Scott Carcise	27 RHP Matt Young	40 INF Tim Richards
4 RHP Logan Suggs	15 OF Miles Williams	28 RHP Joel Effertz	
5 INF Ben Deluzio	16 RHP Tyler Kinley	29 INF Kevin Williams	
6 OF K.J. Woods	17 RHP Scott Schultz	30 INF Eric Fisher	
7 C Chad Wallach	18 RHP John Garner	31 RHP Dalton Viner	
8 OF Ryan Aper	19 LHP Will White	32 RHP Cody Crabbough	
9 INF Justin Bohn	20 INF Juan Avila	33 RHP Blake Douglas	
10 INF Iramis Olivencia	21 LHP Sam Alvis	34 RHP Edward Cruz	
11 INF Aaron Blanton	22 RHP Nelson Zulueta	35 RHP Cole Stapler	
12 INF Carlos Lopez	23 RHP John Easley	36 RHP Chandler Eden	
13 OF Coco Johnson	24 RHP Cody Harris	37 INF Michael Bell	



CONFERENCE HISTORY
 HISTORICAL
 MAJOR LEAGUE HISTORY
 COLLEGE HISTORY
 MAJOR LEAGUE HISTORY
 COLLEGE HISTORY
 PLAYER DEVELOPMENT
 COLLEGE HISTORY
 GENERAL INFORMATION

FIRST-YEAR PLAYER DRAFT RECAPS

2014

1 RHP Tyler Kolek	10 LHP Dillon Peters	21 INF D.J. King	32 LHP Nestor Bauflista
1cc C Blake Anderson	11 RHP Nick White	22 INF Mitchell Robinson	33 INF Austen Smith
2 INF Justin Twine	12 C Roy Morales	23 RHP Steven Farnworth	34 LHP Talor Lehman
3 INF Brian Anderson	13 RHP Jacob Smigelski	24 INF Ryan Cramer	35 RHP Keith Zuniga
3s LHP Michael Mader	14 INF Zach Sullivan	25 LHP Christian MacDonald	36 RHP Justin Hepner
4 INF Brian Schales	15 RHP Connor Overton	26 RHP Nick Williams	37 RHP Chase Williams
5 OF Casey Solis	16 LHP Scott Squier	27 C Christopher Hoo	38 RHP Parker Ray
6 LHP Chris Sadberry	17 INF Eric Fisher	28 INF Christian Williams	39 RHP Matt Pope
7 INF Arneer Seymour	18 C Brad Haynal	29 RHP Greg Greve	40 OF Hunter Aguirre
8 OF Stone Garrett	19 INF Frederick Davis	30 RHP Kyle Fischer	
9 LHP Ben Holmes	20 RHP Jordan Holloway	31 LHP Kyle Porter	

2015

1 INF Josh Naylor	12 OF Terry Bennett	23 LHP Trevor Lacosse	34 OF Brandon Rawe
2 LHP Brett Lilek	13 RHP R.J. Peace	24 RHP Octavio Arroyo	35 OF Cameron Newell
3 OF Isaiah White	14 RHP Jordan Hillyer	25 OF Alexander Fernández	36 LHP Gunnar Kinas
4 RHP Cody Poleef	15 OF Kyle Barret	26 RHP Obed Diaz	37 OF Ruben Cardenas
5 LHP Justin Jacome	16 LHP Justin Langley	27 INF Taylor Munden	38 OF C.J. Newsome
6 C Justin Cohen	17 INF Max Whitt	28 LHP Jeff Kinley	39 INF Bucket Goldby
7 RHP Travis Neubeck	18 RHP Kyle Keller	29 RHP Ben Meyer	40 C Matthew Foley
8 RHP Chris Paddock	19 RHP Curt Britt	30 INF Joseph Chavez	
9 RHP Reilly Hovis	20 C Korey Dunbar	31 OF Griffin Conine	
10 RHP Kelvin Rivas	21 INF Giovanni Alfonso	32 INF Kris Goodman	
11 RHP Ryan McKay	22 RHP L.J. Brewster	33 RHP Ryley MacEachern	

MARLINS 2016 DRAFT SELECTIONS

RD	PICK	PLAYER	POS	B/T	HT	WT	DOB	SCHOOL	HOMETOWN
1	7	Braxton Garrett	LHP	L/L	6-3	190	8/5/97	Florence (Ala.) H.S.	Florence, Ala.
3	84	Thomas Jones	CF	R/R	6-4	195	12/9/97	Laurens (S.C.) District 55 H.S.	Laurens, S.C.
4	113	Sean Reynolds	OF	L/R	6-7	205	4/19/98	Redondo Union (CA) H.S.	Redondo Beach, Cal.
5	143	Sam Pérez	RHP	R/R	6-3	210	8/17/94	Missouri St. Univ.	Branson, Mo.
6	173	Remy Reed	RHP	R/R	6-5	230	5/5/95	Oklahoma St. Univ.	Frisco, Tex.
7	203	Corey Bird	CF	L/L	6-1	185	8/11/95	Marshall Univ.	Elkview, W. Va.
8	233	Aaron Knapp	CF	L/R	5-10	175	11/3/94	U. Cal. Berkeley	Granite Bay, Cal.
9	263	Jarett Rindfleisch	C	R/R	6-1	215	9/4/95	Ball St. Univ.	Middletown, Ohio
10	293	Dylan Lee	LHP	L/L	6-4	210	8/1/94	Fresno St. Univ.	Dinuba, Cal.
11	323	Chad Smith	RHP	R/R	6-4	200	6/8/95	Ole Miss	McCalla, Ala.
12	353	Mike King	RHP	R/R	6-3	210	5/25/95	Boston College	Warwick, R.I.
13	383	Nick Eicholtz	RHP	R/R	6-4	190	8/12/94	University of Alabama	Odesa, Fla.
14	413	Michael Mertz	RHP	R/R	6-2	210	9/24/93	Oklahoma St. Univ.	Pflugerville, Tex.
15	443	James Nelson	3B	R/R	6-2	200	10/18/97	Cisco JC	Rex, Ga.
16	473	Dustin Beggs	RHP	R/R	6-3	200	6/14/93	University of Kentucky	Roswell, Ga.
17	503	Brent Wheatley	RHP	R/R	6-4	210	8/31/93	Univ. of Southern Cal.	Villa Park, Cal.
18	533	David Gaunt	C	R/R	6-0	185	6/16/93	Washburn Univ.	Topeka, Kan.
19	563	Shane Sawczak	LHP	L/L	6-0	188	11/20/95	Palm Beach St. College	Wellington, Fla.
20	593	Eric Gutierrez	1B	R/L	5-10	195	12/28/93	Texas Tech Univ.	Mission, Tex.
21	623	Luis Pinter	SS	R/R	5-9	170	6/6/95	New Mexico JC	Yabuca, P.R.
22	653	Alex Mateo	RHP	R/R	6-2	220	1/18/94	Nova Southeastern Univ.	Hialeah, Fla.
23	683	Hunter Wells	RHP	R/R	6-2	170	5/22/95	Gonzaga Univ.	Spokane, Wash.
24	713	Jordan Gould	SS	R/R	6-0	195	8/22/93	Jacksonville Univ.	Sarasota, Fla.
25	743	Mike Garzillo	2B	R/R	5-11	185	2/11/94	Lehigh Univ.	Wind Gap, Pa.
26	773	Gunner Pollman	C	R/R	6-2	210	2/3/95	Sacramento St.	West Linn, Ore.
27	803	Parker Bugg	RHP	R/R	6-6	220	10/26/94	LSU	San Diego, Cal.
28	833	Colby Lusignan	1B	L/R	6-4	230	11/15/92	Lander Univ.	Eustis, Fla.
29	863	Walker Oils	OF	R/R	6-2	190	5/4/94	Pacific Univ.	Burlington, Wash.
30	893	Garrett Suche	RHP	R/R	6-2	215	11/25/94	Wallace St. CC	Morris, Ala.
31	923	Preston Gullory	RHP	R/R	6-3	200	8/16/93	Texas Christian Univ.	Watson, La.
32	953	Chevis Hoover	RHP	R/R	6-3	240	10/18/93	Tennessee Wesleyan Col.	Estill Springs, Tenn.
33	983	Brandon Berry	1B	R/R	6-4	225	5/19/93	Cal. St. Univ., Northridge	San Diego, Cal.
34	1013	Trenton Hill	LHP	L/L	6-3	215	3/10/94	Lee Univ.	Bentonville, Ark.
35	1043	Mathew Brooks	2B	L/R	6-0	185	3/21/96	Monroe CC	Auburn, N.Y.
36	1073	Matthew Popowicz	C	R/R	5-11	160	1/30/98	Suffern (N.Y.) H.S.	Suffern, N.Y.
37	1103	Zachary Daly	CF	L/L	6-2	195	12/13/93	Lander Univ.	Gastonia, N.C.
38	1133	Dustin Demeter	3B	L/R	6-2	180	2/15/98	Dos Pueblos H.S.	Goleta, Cal.
39	1163	Caleb Scires	OF	L/L	6-0	195	9/1/98	Fairfield (Tex.) H.S.	Fairfield, Tex.
40	1193	Evan Douglas	2B	L/R	5-11	195	8/6/95	Spokane Falls CC	Spokane, Wash.

* Bold indicates player signed

The following players signed as non-drafted free agents:


FA	John Silviano	C	L/R	6-1	210	7/11/94	Lynn Univ.	Boynton Beach, FL
FA	Ty Provencher	RHP	R/R	6-1	205	5/10/93	Cal St. Univ., Long Beach	Long Beach, CA
FA	Alexander Jones	C	R/R	6-2	215	2/16/93	Spring Hill College (AL)	Pensacola, FL
FA	J.C. Millan	CF/2B	R/R	6-0	185	1/18/96	Broward College	Miami, FL



MARLINS FIRST-ROUND DRAFT SELECTIONS

YEAR	PICK	NAME	POS	SCHOOL	HOMETOWN
1992	28	Charles Johnson	C	Miami	Miami, FL
1993	27	Marc Valdes	RHP	Florida	Dayton, OH
1994	5	Josh Booty	SS	Evangel HS	Starkville, MS
1995	6	Jaime Jones	OF	Rancho Bernado HS	San Diego, CA
1996	9	Mark Kotsay	OF	Cal State-Fullerton	Woodier, CA
1997	12	Aaron Akin	RHP	Cowley County CC	Manhattan, KS
1998	27	Chip Ambres	OF	Westbrook HS	Beaumont, TX
1999	2	Josh Beckett	RHP	Spring HS	Spring, TX
2000	1	Adrian González	1B	Eastlake HS	San Diego, CA
2001	60 (Rd 2)*	Garrett Berger	RHP	Carmel HS	Carmel, IN
2002	11	Jeremy Hermida	OF	Wheeler HS	Atlanta, GA
2003	16	Jeff Allison	RHP	Veterans Memorial HS	Peabody, MA
2004	27	Taylor Tankersley	LHP	Alabama	Missoula, MT
2005	16	Chris Volstad	RHP	Palm Beach Gardens HS	Palm Beach Gardens, FL
2006	19	Brett Sinkbell	RHP	Missouri State	Sand Springs, OK
2007	12	Matt Dominguez	3B	Chatsworth HS	Chatsworth, CA
2008	6	Kyle Skipworth	C	Patriot HS	Riverside, CA
2009	18	Chad James	LHP	Yukon HS	Yukon, OK
2010	23	Christian Yelich	OF	Westlake HS	Thousand Oaks, CA
2011	14	José Fernández	RHP	Alonso HS	Tampa, FL
2012	9	Andrew Heaney	LHP	Oklahoma State	Oklahoma City, OK
2013	6	Colin Moran	3B	North Carolina	Rye, NY
2014	2	Tyler Kolek	RHP	Shepherd HS	Shepherd, TX
2015	12	Josh Naylor	1B	St. Joan of Arc SS (ONT)	Mississauga, ONT
2016	7	Braxton Garrett	LHP	Florence HS	Florence, AL

* Marlins surrendered their 2001 first-round selection (16th overall) to Chicago White Sox as compensation for signing Charles Johnson



Christian Yelich, 23rd pick overall in 2010;
2014 National League Gold Glove Award Winner
2016 National League Silver Slugger Award Winner

FRONT OFFICE

FIELD STAFF

PLAYERS

2016 IN REVIEW

CLUB HISTORY

POSTSEASON HISTORY

PLAYER DEVELOPMENT

2017 OPPONENTS

GENERAL INFORMATION

2017 MINOR LEAGUE PLAYER REGISTRY

PLAYER	POS	B-T	HT	WT	PLAYER	POS	B-T	HT	WT	PLAYER	POS	B-T	HT	WT
Adkins, Hunter	RHP	R-R	6-4	190	Gilma, Joseph	INF	S-R	5-9	145	Payano, Victor	LHP	L-L	6-5	185
Alcala, Elkin	RHP	R-R	5-11	175	Glenn, Alex	OF	L-L	5-11	180	Peace, R.J.	RHP	R-R	6-2	175
Alfonzo, Ezequiel	INF	R-R	5-11	175	González, Felix	RHP	R-R	6-1	200	Peña, Ermel	INF	R-R	6-1	170
Alfonzo, Giovanni	INF	R-R	5-11	185	Gould, Jordan	INF	R-R	6-0	195	Peña, Miguel	LHP	L-L	6-2	175
Anderson, Blake	C	R-R	6-3	180	Guairamo, Albert	C	R-R	6-0	180	Perez, Samuel	RHP	R-R	6-3	210
Arcaya, Luis	C	R-R	5-11	175	Guerrero, Alberto	RHP	R-R	6-3	195	Pineda, Bryan	OF	R-R	6-3	165
Ard, Taylor	INF	R-R	6-2	230	Guillory, Preston	RHP	R-R	6-3	200	Pineda, Jeremias	OF	S-R	5-11	190
Baez, Gabriel	LHP	L-L	6-2	175	Gutierrez, Eric	INF	R-L	5-10	205	Pintor, Luis	INF	R-R	5-9	170
Ballew, Travis	RHP	R-R	6-0	160	Guzman, Kevin	RHP	R-R	6-3	165	Pollman, Gunner	C	R-R	6-2	210
Barber, Blake	INF	R-R	5-10	180	Haynal, Brad	C	R-R	6-3	215	Poteet, Cody	RHP	R-R	6-1	190
Barrett, Kyle	OF	L-R	5-11	185	Heureaux, Danielsan	OF	L-L	6-0	165	Prenza, Junior	RHP	R-R	6-3	180
Bass, Corey	C	R-R	5-9	200	Higgins, Tyler	RHP	R-R	6-3	230	Prenza, Mario	INF	R-R	6-0	160
Bautista, Nestor	LHP	L-L	6-3	200	Hill, Trenton	LHP	L-L	6-4	210	Quijada, José	LHP	L-L	6-0	175
Bautista, Welbin	C	R-R	6-0	180	Ho, Shao-Pin	INF	R-R	6-0	180	Rasquin, Wilkerman	OF	L-L	5-9	145
Bekman, Ryan	RHP	R-R	6-4	200	Holloway, Jordan	RHP	R-R	6-4	190	Reed, Remey	RHP	R-R	6-5	230
Beggs, Dustin	RHP	R-R	6-3	200	Holmes, Ben	LHP	L-L	6-1	195	Reyes, Angel	C	R-R	5-11	165
Beltre, Andy	RHP	R-R	6-4	195	Hoover, Chevis	RHP	R-R	6-3	240	Reyes, Yefry	INF	L-R	5-10	160
Bencomo, Omar	RHP	R-R	6-1	170	Hovis, Reilly	RHP	R-R	6-3	195	Reyna, Rosandel	INF	S-R	5-10	165
Bennett, Terry	OF	L-L	5-11	195	Jacome, Justin	LHP	L-L	6-6	230	Reynolds, Sean	OF	L-R	6-7	205
Berry, Branden	INF	R-R	6-4	225	Johnson, Patrick	RHP	R-R	5-10	170	Reynoso, Ronal	INF	L-R	6-1	165
Biegel, Bryan	OF	R-R	6-2	175	Jones, Alex	C	R-R	6-2	215	Richards, Trevor	RHP	R-R	6-2	190
Bird, Corey	OF	L-L	6-1	185	Jones, Thomas	OF	R-R	6-2	216	Rindfleisch, Jarett	C	R-R	6-1	215
Bohn, Justin	INF	R-R	6-0	180	Keller, Kyle	RHP	R-R	6-4	200	Rivera, Marcos	C	R-R	6-1	160
Borges, Juan	RHP	R-R	6-2	160	King, Michael	RHP	R-R	6-3	204	Robinson, C.J.	RHP	R-R	6-0	210
Bremer, Tyler	RHP	R-R	6-2	225	Kinley, Jeff	LHP	L-L	6-1	195	Rodriguez, Christopher	INF	R-R	6-2	190
Brewster, L.J.	RHP	R-R	6-2	205	Kinley, Tyler	RHP	R-R	6-4	205	Rodriguez, Eliezer	LHP	L-L	6-1	160
Brigham, Jeff	RHP	R-R	6-0	200	Kjerstad, Dexter	OF	R-R	6-1	210	Rodriguez, Emmanuel	INF	R-R	6-1	170
Brisoa, Franklin	LHP	L-L	6-3	185	Knapp, Aaron	OF	L-R	5-10	175	Rodriguez, Manuel	LHP	L-L	6-2	160
Brito, Diego	INF	R-R	5-11	190	Kickham, Mike	LHP	L-L	6-4	220	Rodriguez, Raymond	INF	R-R	6-2	185
Brito, Paul	RHP	R-R	6-1	180	Kolek, Tyler	RHP	R-R	6-5	250	Romero, Avery	INF	R-R	5-11	195
Brooks, Mathew	INF	L-R	6-0	185	Lara, Garvis	INF	L-R	6-1	170	Rosario, Dalvis	INF	R-R	6-0	160
Bucklew, James	LHP	L-L	6-3	175	Lara, Yereimin	RHP	R-R	6-1	160	Sadberry, Chry	LHP	L-L	6-0	195
Bugg, Parker	RHP	R-R	6-6	210	Lazo, Raudel	LHP	L-L	5-9	180	Sánchez, Jesus	RHP	R-R	5-11	150
Caballero, Jorge	OF	R-R	6-1	170	Lebron, Omar	LHP	L-L	6-0	175	Santos, Jhonny	OF	R-R	6-0	160
Cabrera, Edward	RHP	R-R	6-4	175	Lee, Dylan	LHP	L-L	6-4	210	Sawczak, Shane	LHP	L-L	6-0	188
Cabrera, Rony	INF	R-R	5-11	175	Lilek, Brett	LHP	L-L	6-4	195	Schales, Brian	INF	R-R	6-1	180
Castellanos, Gabriel	LHP	L-L	6-1	165	Liriano, Edin	LHP	S-L	6-0	185	Serna, KC	INF	R-R	6-0	185
Castro, Samuel	INF	S-R	5-10	160	Lombardozzi, Steve	INF	S-R	6-0	195	Silva, Geral	INF	R-R	6-0	165
Cavanerio, Jorgan	RHP	R-R	6-1	155	Lopez, Javier	INF	R-R	6-3	180	Silviano, John	C	L-R	5-11	190
Cohen, Justin	C	R-R	6-0	190	Lovett, James	OF	L-R	6-3	200	Smith, Chad	RHP	R-R	6-4	200
Cordova, Rehiner	INF	S-R	6-0	150	Lusignea, Colby	C	R-R	6-4	230	Soltis, Casey	OF	L-L	6-1	185
Crescentini, Marcus	RHP	R-R	6-4	245	MacEachern, Ryley	RHP	R-R	6-2	215	Soriano, George	RHP	R-R	6-2	170
Cuello, Eliezer	RHP	R-R	6-2	195	Martinez, Edgar	RHP	R-R	6-1	170	Sosa, Maicol	RHP	R-R	6-2	170
Cumana, Arquemedes	C	R-R	6-3	175	Martinez, Leudy	RHP	R-R	6-2	180	Soto, Isael	OF	L-L	6-0	190
Cunniff, Brandon	RHP	R-R	6-0	185	Mazza, Chris	RHP	R-R	6-4	180	Soto, Sleyter	OF	R-R	6-2	195
Daly, Zachary	OF	L-L	6-2	195	McKay, Ryan	RHP	R-R	6-4	195	Squier, Scott	LHP	R-L	6-5	190
Davis, Mason	INF	S-R	5-9	175	McWilliams, Richard	RHP	R-R	6-4	210	Sullivan, Zach	OF	R-R	6-3	180
De La Rosa, Esmerling	RHP	R-R	6-3	190	Mejia, Humberto	RHP	R-R	6-3	175	Suriel, Edison	LHP	L-L	5-10	160
De Los Santos, Miguel	INF	R-R	6-1	165	Mercedes, Emmanuel	RHP	L-R	6-3	160	Towey, Cal	OF	L-R	6-1	215
Dean, Austin	OF	R-R	6-1	190	Mertz, Michael	RHP	R-R	6-2	220	Traylor, Mark	OF	R-R	6-3	220
Del Pozo, Miguel	LHP	L-L	6-1	180	Meyer, Ben	RHP	L-R	6-6	200	Twine, Justin	INF	R-R	5-11	205
Delgado, Victor	RHP	R-R	6-2	185	Millan, J.C.	INF	R-R	6-0	185	Ureña, Juan	INF	R-R	6-2	180
Diaz, Obed	RHP	R-R	6-3	175	Mojica, Luis	RHP	R-R	6-1	190	Valencio, Henry	RHP	R-R	6-1	170
Encarnacion, Jerar	OF	R-R	6-5	205	Mooney, Peter	SS	R-R	6-1	205	Vazquez, Boo	INF	L-R	6-4	220
Espinal, Danyeli	OF	L-L	6-2	190	Mora, Winston	RHP	R-R	6-1	180	Vera, Anderson	RHP	R-R	6-3	185
Espinal, Walner	INF	R-R	6-0	170	Morales, Roy	C	R-R	6-1	205	Vidal, David	INF	R-R	5-11	185
Eysseric, Rafael	RHP	R-R	6-0	170	Moya, Wendy	RHP	R-R	6-4	160	Villera, José	OF	R-R	5-11	155
Farnworth, Steven	RHP	R-R	6-2	180	Nappo, Greg	LHP	L-L	5-10	195	Villalobos, Hosnet	LHP	R-R	6-4	165
Frias, Julio	LHP	L-L	6-2	160	Nelson, James	INF	R-R	6-2	180	Villalobos, Jonaiker	LHP	L-L	6-0	160
Galindez, Geremy	RHP	R-R	6-1	170	Newbeck, Travis	RHP	L-R	6-2	180	Washington, Ty	INF	R-R	5-9	174
Garboza, Daniel	RHP	R-R	6-3	190	Newell, Ryan	RHP	R-R	6-2	215	Weaver, Chuck	RHP	R-R	6-4	200
García, Javier	RHP	R-R	6-2	230	Norwood, John	OF	R-R	6-1	185	Wells, Hunter	RHP	R-R	6-2	170
García, Jhon	C	L-R	6-0	170	Nuñez, Gerardo	OF	R-R	6-1	180	Wheat, Dalton	OF	L-R	6-2	185
García, Pablo	C	S-R	5-10	170	Olis, Walker	OF	R-R	6-0	190	Wheatley, Brent	RHP	R-R	6-4	210
Garrett, Braxton	LHP	L-L	6-3	190	Osoria, Aneurys	RHP	R-R	6-7	170	Wilmore, Luis	RHP	R-R	6-3	170
Garrett, Stone	OF	R-R	6-2	195	Othman, Sharif	C	S-R	5-11	195	Yarbrough, Alex	INF	S-R	6-0	200
Garzillo, Mike	INF	R-R	5-11	185	Ovalle, Jeremy	RHP	R-R	6-3	185	Yelich, Collin	C	L-R	6-2	180
Gauntt, David	C	R-R	6-0	200	Palacios, Luis	INF	R-R	5-10	162					
Geiger, Dustin	INF	R-R	6-2	180	Paulino, Daniel	OF	R-R	6-1	155					

* -As of March 15, 2017



ADKINS, HUNTER

RHP

HEIGHT 6-4 | WEIGHT 190 | BATS RIGHT | THROWS RIGHT

BORN SEPTEMBER 20, 1990 IN SIGNAL MOUNTAIN, TN | SCHOOL MIDDLE TENNESSEE STATE UNIVERSITY

ACQUIRED SIGNED AS MINOR LEAGUE FREE AGENT ON SEPTEMBER 4, 2015 | SIGNED BY MICHAEL HOLMES (ATHLETICS)

YEAR TEAM	W-L	ERA	G	GS	CG	SHO	SV	IP	H	R	ER	HR	HB	BB	SO	WP	BK	AVG
2013 AZL Athletics	0-1	3.94	8	3	0	0	0	16.0	14	10	7	0	1	6	17	2	0	.230
Vermont	0-3	2.81	5	4	0	0	0	25.2	23	10	8	3	2	6	16	0	2	.230
2014 Stockton	2-3	5.74	12	11	0	0	0	58.0	63	39	37	10	3	27	37	2	0	.283
Beloit	1-6	5.02	13	9	1	0	0	57.1	59	44	32	7	4	20	37	5	0	.259
2015 Jupiter	0-0	0.00	1	0	0	0	0	2.0	1	0	0	0	0	0	3	0	0	.143
2016 Jacksonville	2-5	5.04	22	11	0	0	1	69.2	70	42	39	12	2	22	60	3	0	.262
Jupiter	0-0	3.12	5	2	0	0	0	17.1	15	6	6	0	1	4	16	2	0	.242
New Orleans	2-1	6.75	5	1	0	0	0	14.2	13	11	11	2	1	15	10	2	0	.260
MILB Totals	7-19	4.83	71	41	1	0	1	260.2	258	162	140	34	14	100	196	16	2	.259

ALCALA, ELKIN

RHP

HEIGHT 5-11 | WEIGHT 175 | BATS RIGHT | THROWS RIGHT

BORN AUGUST 2, 1997 IN CARTAGENA, COL | SCHOOL NO SCHOOL

ACQUIRED SIGNED AS AN INTERNATIONAL FREE AGENT ON OCTOBER 10, 2015 | SIGNED BY ALBERT GONZÁLEZ AND ALVARO JULIO (MARLINS)

YEAR TEAM	W-L	ERA	G	GS	CG	SHO	SV	IP	H	R	ER	HR	HB	BB	SO	WP	BK	AVG
2016 DSL Marlins	1-1	4.74	4	4	0	0	0	19.0	16	10	10	2	3	2	15	3	0	.229

ALFONZO, EZEQUIEL

INF

HEIGHT 5-11 | WEIGHT 175 | BATS RIGHT | THROWS RIGHT

BORN AUGUST 31, 1999 IN EL LLANO, VEN | SCHOOL NO SCHOOL

ACQUIRED SIGNED AS AN INTERNATIONAL FREE AGENT ON SEPTEMBER 26, 2015 | SIGNED BY WILMER CASTILLO AND ALBERT GONZÁLEZ (MARLINS)

YEAR TEAM	AVG	G	AB	R	H	2B	3B	HR	RBI	BB	SO	SB	CS	OBP	SLG	OPS	F
2016 DSL Marlins	.193	42	140	10	27	3	0	0	10	10	21	2	1	.261	.214	.475	20

ALFONZO, GIOVANNY

INF

HEIGHT 5-11 | WEIGHT 185 | BATS RIGHT | THROWS RIGHT

BORN DECEMBER 19, 1992 IN CARACAS, VEN | SCHOOL UNIVERSITY OF TAMPA

ACQUIRED SELECTED IN THE 21ST ROUND OF THE 2016 FIRST-YEAR PLAYER DRAFT; SIGNED ON JUNE 14, 2015 | SIGNED BY DAVE DANGLER (MARLINS)

YEAR TEAM	AVG	G	AB	R	H	2B	3B	HR	RBI	BB	SO	SB	CS	OBP	SLG	OPS	F
2015 Batavia	.245	60	204	17	50	6	0	0	20	19	39	8	5	.311	.275	.586	12
2016 Greensboro	.222	65	207	12	46	6	1	2	14	12	50	3	3	.269	.290	.559	15
MILB Totals	.234	125	411	29	96	12	1	2	34	31	89	11	8	.290	.282	.573	27

ANDERSON, BLAKE

C

HEIGHT 6-3 | WEIGHT 180 | BATS RIGHT | THROWS RIGHT

BORN JANUARY 5, 1996 IN MERIDIAN, MS | SCHOOL WEST LAUDERDALE HS (MS)

ACQUIRED SELECTED IN COMPETITIVE BALANCE ROUND A OF THE 2014 FIRST-YEAR PLAYER DRAFT; SIGNED ON JUNE 7, 2014 | SIGNED BY MARK WILLOUGHBY (MARLINS)

YEAR TEAM	AVG	G	AB	R	H	2B	3B	HR	RBI	BB	SO	SB	CS	OBP	SLG	OPS	F
2014 GCL Marlins	.108	26	74	6	8	2	0	0	5	12	33	0	1	.287	.135	.422	3
2015 Batavia	.220	31	118	9	26	6	0	2	16	3	42	0	0	.273	.322	.595	9
2016 Batavia	.000	1	4	0	0	0	0	0	0	0	3	0	0	.000	.000	.000	0
MILB Totals	.173	58	196	15	34	8	0	2	21	15	78	0	1	.274	.245	.519	12

ARCAYA, LUIS

C

HEIGHT 5-11 | WEIGHT 175 | BATS RIGHT | THROWS RIGHT

BORN FEBRUARY 26, 1999 IN MARACAIBO, VEN | SCHOOL NO SCHOOL

ACQUIRED SIGNED AS AN INTERNATIONAL FREE AGENT ON JULY 2, 2015 | SIGNED BY WILMER CASTILLO AND ALBERT GONZÁLEZ (MARLINS)

YEAR TEAM	AVG	G	AB	R	H	2B	3B	HR	RBI	BB	SO	SB	CS	OBP	SLG	OPS	F
2016 DSL Marlins	.157	33	102	5	16	4	0	0	8	12	25	1	0	.243	.196	.439	10



ARD, TAYLOR

INF

HEIGHT 6-2 | WEIGHT 230 | BATS RIGHT | THROWS RIGHT

BORN JANUARY 31, 1990 IN VANCOUVER, WA | SCHOOL WASHINGTON STATE UNIVERSITY

ACQUIRED SIGNED AS MINOR LEAGUE FREE AGENT ON OCTOBER 5, 2015 | SIGNED BY JOE ROSS (MARINERS)

YEAR TEAM	AVG	G	AB	R	H	2B	3B	HR	RBI	BB	SO	SB	CS	OBP	SLG	OPS	E
2012 Everett	.284	75	296	44	84	21	3	12	58	28	54	3	1	.356	.497	.853	10
2013 Clinton	.240	118	420	47	101	23	1	8	53	45	63	2	1	.320	.357	.677	14
2014 Hillsboro	.267	10	30	7	8	1	0	1	3	9	5	0	0	.450	.400	.850	1
South Bend	.000	2	4	0	0	0	0	0	0	1	0	1	0	.333	.000	.333	0
Missoula	.342	22	76	8	26	7	1	3	14	6	16	0	0	.420	.579	.999	3
2015	— PLAYED IN INDEPENDENT LEAGUE —																
2016 Jupiter	.235	130	472	47	111	21	1	14	73	41	111	0	1	.303	.373	.676	8
MILB Totals	.254	357	1298	153	330	73	6	38	201	130	249	6	3	.332	.408	.739	36

BAEZ, GABRIEL

LHP

HEIGHT 6-1 | WEIGHT 185 | BATS LEFT | THROWS LEFT

BORN APRIL 18, 1998 IN SANTIAGO, DOM | SCHOOL NO SCHOOL

ACQUIRED SIGNED AS AN INTERNATIONAL FREE AGENT ON NOVEMBER 12, 2014 | BORN IN / ALBERT GONZÁLEZ AND SANDY NIN (MARLINS)

YEAR TEAM	W-L	ERA	G	GS	CG	SHO	SV	IP	H	R	ER	HR	HB	BB	SO	WP	BK	AVG
2015 DSL Marlins	5-1	3.49	14	0	0	0	0	28.1	23	23	11	0	2	17	20	13	0	.211
2016 DSL Marlins	2-6	3.79	12	12	0	0	0	54.2	49	30	23	3	6	26	43	21	1	.232
MILB Totals	4-10	3.69	26	12	0	0	0	83.0	72	53	34	3	8	43	63	34	1	.229

BALLEW, TRAVIS

RHP

HEIGHT 6-0 | WEIGHT 160 | BATS RIGHT | THROWS RIGHT

BORN MAY 1, 1991 IN ROCKWALL, TX | SCHOOL TEXAS STATE UNIVERSITY

ACQUIRED SIGNED AS A MINOR LEAGUE FREE AGENT ON JUNE 10, 2016 | SIGNED BY GAVIN DICKEY (ASTROS)

YEAR TEAM	W-L	ERA	G	GS	CG	SHO	SV	IP	H	R	ER	HR	HB	BB	SO	WP	BK	AVG
2012 Tri-City	5-1	1.62	23	0	0	0	3	39.0	23	9	7	2	3	17	44	2	0	.174
2013 Lancaster	4-5	4.42	50	0	0	0	21	53.0	52	33	26	6	5	22	78	7	0	.248
2014 GCL Astros	0-0	0.84	7	0	0	0	1	10.2	11	4	1	0	0	3	13	2	1	.250
Corpus Christi	6-3	6.14	37	0	0	0	4	51.1	60	37	35	5	3	33	41	9	0	.299
2015 Corpus Christi	4-5	4.04	47	0	0	0	3	62.1	69	30	28	2	4	23	53	5	0	.280
Fresno	1-0	3.60	3	0	0	0	0	5.0	5	2	2	0	0	1	4	0	0	.294
2016 Jupiter	0-3	7.88	13	0	0	0	2	16.0	22	16	14	1	1	2	18	5	0	.297
Jacksonville	1-1	5.28	11	0	0	0	0	15.1	10	10	9	1	3	9	8	2	0	.192
MILB Totals	21-18	4.35	191	0	0	0	34	252.2	252	141	122	17	19	110	259	32	1	.258

BARRETT, KYLE

OF

HEIGHT 5-11 | WEIGHT 185 | BATS LEFT | THROWS RIGHT

BORN AUGUST 4, 1993 IN AUSTELL, GA | SCHOOL UNIVERSITY OF KENTUCKY

ACQUIRED SELECTED IN THE 15TH ROUND OF THE 2015 FIRST-YEAR PLAYER DRAFT; SIGNED ON JUNE 11, 2015 | SIGNED BY ERIC BROCK (MARLINS)

YEAR TEAM	AVG	G	AB	R	H	2B	3B	HR	RBI	BB	SO	SB	CS	OBP	SLG	OPS	E
2015 Batavia	.091	4	11	1	1	0	0	0	0	1	1	0	0	.167	.091	.258	1
2016 Greensboro	.282	101	354	39	100	10	3	2	32	25	67	17	5	.333	.345	.678	3
MILB Totals	.277	105	365	40	101	10	3	2	32	26	68	17	5	.328	.337	.665	4

BASS, COREY

C

HEIGHT 5-9 | WEIGHT 200 | BATS RIGHT | THROWS RIGHT

BORN APRIL 27, 1991 IN ORLANDO, FL | SCHOOL UNIVERSITY OF NORTH FLORIDA

ACQUIRED SIGNED AS A MINOR LEAGUE FREE AGENT ON OCTOBER 27, 2016 | SIGNED BY AARON JERSILD (PHILLIES)

YEAR TEAM	AVG	G	AB	R	H	2B	3B	HR	RBI	BB	SO	SB	CS	OBP	SLG	OPS	E
2013 Williamsport	.155	21	58	3	9	2	0	0	5	5	19	1	0	.271	.190	.461	6
2014 Clearwater	.202	32	94	7	19	6	0	2	10	8	23	1	0	.265	.330	.594	4
2015	— PLAYED IN INDEPENDENT LEAGUE —																
2016	— PLAYED IN INDEPENDENT LEAGUE —																
MILB Totals	.184	53	152	10	28	8	0	2	15	13	42	2	0	.267	.276	.544	10



BAUTISTA, NESTOR**LHP**

HEIGHT 6-3 | WEIGHT 200 | BATS LEFT | THROWS LEFT

BORN MAY 13, 1992 IN NEW YORK, NY | SCHOOL BALL STATE UNIVERSITY (IN)

ACQUIRED SELECTED IN THE 32ND ROUND OF THE 2014 FIRST-YEAR PLAYER DRAFT; SIGNED ON JUNE 16, 2014 | SIGNED BY ERIC BROCK (MARLINS)

YEAR TEAM	W-L	ERA	G	GS	CG	SHO	SV	IP	H	R	ER	HR	HB	BB	SO	WP	BK	AVG
2014 Jupiter	0-0	0.00	1	0	0	0	0	1.0	0	0	0	0	0	1	2	0	0	.000
GCL Marlins	2-1	2.48	13	3	0	0	0	36.1	30	12	10	0	0	10	30	2	0	.229
2015 Batavia	4-3	3.27	14	3	0	0	0	55.0	71	27	20	3	1	20	41	3	1	.307
2016 Greensboro	0-2	6.48	7	0	0	0	0	16.2	19	14	12	3	2	7	7	1	0	.297
MILB Totals	6-6	3.47	35	6	0	0	0	109.0	120	53	42	6	3	38	80	6	1	.280

BAUTISTA, WELBIN**C**

HEIGHT 6-0 | WEIGHT 180 | BATS RIGHT | THROWS RIGHT

BORN MAY 7, 1998 IN SANTO DOMINGO, DOM | SCHOOL NO SCHOOL

ACQUIRED SIGNED AS AN INTERNATIONAL FREE AGENT ON AUGUST 7, 2014 | SIGNED BY ALBERT GONZÁLEZ, ALIX MARTINEZ AND SANDY NIN (MARLINS)

YEAR TEAM	AVG	G	AB	R	H	2B	3B	HR	RBI	BB	SO	SB	CS	OBP	SLG	OPS	F
2015 DSL Marlins	.216	53	194	20	42	7	0	0	15	13	48	1	1	.273	.253	.526	8
2016 GCL Marlins	.000	1	1	0	0	0	0	0	0	0	0	0	0	.000	.000	.000	0
DSL Marlins	.234	33	111	6	26	2	0	0	5	8	23	1	1	.298	.252	.550	11
MILB Totals	.222	87	306	26	68	9	0	0	20	21	71	2	2	.281	.252	.533	19

BECKMAN, RYAN**RHP**

HEIGHT 6-4 | WEIGHT 200 | BATS RIGHT | THROWS RIGHT

BORN JANUARY 2, 1990 IN FORT WORTH, TX | SCHOOL GRAYSON COUNTY CC (TX)

ACQUIRED SIGNED AS A MINOR LEAGUE FREE AGENT ON OCTOBER 17, 2016 | SIGNED BY MIKE LEUZINGER (PIRATES)

YEAR TEAM	W-L	ERA	G	GS	CG	SHO	SV	IP	H	R	ER	HR	HB	BB	SO	WP	BK	AVG
2009 GCL Pirates	2-2	5.49	11	3	0	0	0	39.1	45	26	24	5	5	8	19	3	1	.281
2010 State College	0-2	4.68	21	0	0	0	3	42.1	40	25	22	3	6	16	21	2	0	.247
2011 West Virginia	0-0	0.00	4	0	0	0	2	6.0	5	0	0	0	0	0	3	0	0	.227
Bradenton	4-4	3.12	42	0	0	0	11	52.0	44	29	18	1	6	18	46	5	0	.226
2012 Altoona	0-0	0.00	1	0	0	0	0	0.1	1	0	0	0	0	1	1	0	0	.500
2013 Bradenton	2-0	4.00	13	0	0	0	1	18.0	20	9	8	2	1	5	11	1	0	.282
Altoona	0-1	2.37	15	0	0	0	1	19.0	19	7	5	0	0	7	15	1	0	.257
2014 Altoona	3-4	2.62	45	0	0	0	5	55.0	44	18	16	2	9	21	28	1	1	.218
2015	- PLAYED IN INDEPENDENT LEAGUE -																	
2016	- PLAYED IN INDEPENDENT LEAGUE -																	
MILB Totals	11-13	3.61	152	3	0	0	23	232.0	218	114	93	13	27	76	144	13	2	.245

BEGGS, DUSTIN**RHP**

HEIGHT 6-3 | WEIGHT 200 | BATS RIGHT | THROWS RIGHT

BORN JUNE 14, 1993 IN ROSWELL, GA | SCHOOL UNIVERSITY OF KENTUCKY

ACQUIRED SELECTED IN THE 16TH ROUND OF THE 2016 FIRST-YEAR PLAYER DRAFT; SIGNED ON JUNE 16, 2016 | SIGNED BY ALEX SMITH (MARLINS)

YEAR TEAM	W-L	ERA	G	GS	CG	SHO	SV	IP	H	R	ER	HR	HB	BB	SO	WP	BK	AVG
2016 GCL Marlins	0-0	9.00	1	0	0	0	0	1.0	2	1	1	0	0	0	0	0	0	.667
Batavia	2-3	5.23	16	3	0	0	0	31.0	42	20	18	2	1	5	20	3	1	.328
MILB Totals	2-3	5.34	17	3	0	0	0	32.0	44	21	19	2	1	5	20	3	1	.336

BELTRE, ANDY**RHP**

HEIGHT 6-4 | WEIGHT 195 | BATS RIGHT | THROWS RIGHT

BORN JULY 6, 1993 IN SANTO DOMINGO, DOM | SCHOOL NO SCHOOL

ACQUIRED SIGNED AS AN INTERNATIONAL FREE AGENT ON MARCH 6, 2010 | SIGNED BY ALBERT GONZÁLEZ AND SANDY NIN (MARLINS)

YEAR TEAM	W-L	ERA	G	GS	CG	SHO	SV	IP	H	R	ER	HR	HB	BB	SO	WP	BK	AVG
2010 DSL Marlins	0-0	8.38	7	0	0	0	0	9.2	12	9	9	1	3	8	10	4	0	.300
2011 DSL Marlins	1-4	4.50	13	8	0	0	0	50.0	52	33	25	0	6	20	52	9	0	.259
2012 GCL Marlins	1-5	2.96	12	9	0	0	0	48.2	46	21	16	1	2	19	41	6	0	.247
2013 Greensboro	0-1	7.20	2	0	0	0	0	5.0	5	4	4	1	0	2	8	2	0	.263
2014 Batavia	1-1	6.00	3	3	0	0	0	12.0	14	9	8	2	0	4	15	1	0	.286
2015	- DID NOT PLAY - INJURED -																	
2016 Greensboro	0-0	1.37	13	0	0	0	0	19.2	15	3	3	1	1	5	23	1	0	.205
Jupiter	0-1	2.00	19	0	0	0	4	27.0	15	9	6	0	2	11	31	4	0	.156
MILB Totals	3-12	3.72	69	20	0	0	5	172.0	159	88	71	6	14	69	180	27	0	.239



FRONT OFFICE | FIELD | HISTORY | MEDIA | MARLINS | 2017 MEDIA GUIDE | CLUB HISTORY | POSTSEASON HISTORY | PLAYER DEVELOPMENT | 2017 OPERATIONS | ANNUAL INFORMATION

BENCOMO, OMAR**RHP**

HEIGHT 6-1 | WEIGHT 170 | BATS RIGHT | THROWS RIGHT

BORN FEBRUARY 10, 1989 IN VALENCIA, VEN | SCHOOL NO SCHOOL

ACQUIRED SIGNED AS A MINOR LEAGUE FREE AGENT ON FEBRUARY 8, 2017 | SIGNED BY (RAYS)

YEAR TEAM	W-L	ERA	G	GS	CG	SHO	SV	IP	H	R	ER	HR	HB	BB	SO	WP	BK	AVG
2007 VSL Rays/Reds	2-3	2.89	12	8	0	0	0	46.2	53	24	15	2	6	6	31	1	0	.288
2008 VSL Rays	1-6	4.45	15	8	0	0	0	60.2	68	36	30	4	7	3	55	5	0	.274
2009 Princeton Rays	2-1	3.47	9	9	0	0	0	36.1	37	20	14	5	1	5	29	1	0	.253
2010 Hudson Valley	1-3	4.60	15	3	0	0	0	47.0	42	29	24	4	3	7	41	1	0	.228
2011 Bowling Green	4-5	3.97	38	0	0	0	0	79.1	87	38	35	11	4	13	52	2	2	.281
2012	— PLAYED IN INDEPENDENT LEAGUE —																	
2013	— PLAYED IN INDEPENDENT LEAGUE —																	
2014	— PLAYED IN INDEPENDENT LEAGUE —																	
2015 Fort Myers	1-1	1.50	3	3	0	0	0	18.0	11	6	3	0	1	5	5	1	0	.180
2016 Chattanooga	4-6	3.86	19	7	0	0	3	56.0	60	32	24	5	3	18	41	1	0	.279
Rochester	3-1	3.49	5	4	0	0	0	28.1	31	12	11	2	0	5	23	1	0	.277
MILB Totals	18-26	3.77	116	42	0	0	3	372.1	389	197	156	33	25	62	277	13	2	.266

BENNETT, TERRY**OF**

HEIGHT 5-11 | WEIGHT 195 | BATS LEFT | THROWS LEFT

BORN SEPTEMBER 3, 1996 IN JACKSONVILLE, FL | SCHOOL ATLANTIC COAST HS (FL)

ACQUIRED SELECTED IN THE 12TH ROUND OF THE 2015 FIRST-YEAR PLAYER DRAFT; SIGNED ON JUNE 13, 2015 | SIGNED BY DAVE DANGLER (MARLINS)

YEAR TEAM	AVG	G	AB	R	H	2B	3B	HR	RBI	BB	SO	SB	CS	OBP	SLG	OPS	F
2015 GCL Marlins	.193	31	88	15	17	3	1	0	6	5	33	0	1	.250	.250	.500	0
2016 GCL Marlins	.209	33	110	14	23	3	1	2	10	7	31	3	2	.267	.309	.576	3
MILB Totals	.202	64	198	29	40	6	2	2	16	12	64	3	3	.259	.283	.542	3

BERRY, BRANDEN**INF**

HEIGHT 6-4 | WEIGHT 225 | BATS RIGHT | THROWS RIGHT

BORN SEPTEMBER 3, 1996 IN JACKSONVILLE, FL | SCHOOL CALIFORNIA STATE UNIVERSITY - NORTHIDGE

ACQUIRED SELECTED IN THE 33RD ROUND OF THE 2016 FIRST-YEAR PLAYER DRAFT; SIGNED ON JUNE 16, 2016 | SIGNED BY ROBBY CORSARO (MARLINS)

YEAR TEAM	AVG	G	AB	R	H	2B	3B	HR	RBI	BB	SO	SB	CS	OBP	SLG	OPS	F
2016 GCL Marlins	.313	22	88	11	25	5	0	2	19	9	10	2	2	.402	.450	.852	1
Batavia	.227	21	75	7	17	4	0	2	6	4	14	0	0	.301	.360	.661	1
MILB Totals	.271	43	155	18	42	9	0	4	25	13	24	2	2	.354	.406	.761	2

BIEGEL, BRYAN**OF**

HEIGHT 6-2 | WEIGHT 175 | BATS RIGHT | THROWS RIGHT

BORN JUNE 19, 1998 IN WILLEMSTAD, CUY | SCHOOL MARSHALL UNIVERSITY

ACQUIRED SIGNED AS AN INTERNATIONAL FREE AGENT ON JULY 2, 2015 | SIGNED BY ALBERT GONZÁLEZ AND SANDY NIN (MARLINS)

YEAR TEAM	AVG	G	AB	R	H	2B	3B	HR	RBI	BB	SO	SB	CS	OBP	SLG	OPS	F
2016 DSL Marlins	.111	17	45	6	5	1	0	0	1	8	21	1	0	.259	.133	.392	0

BIRD, COREY**OF**

HEIGHT 6-1 | WEIGHT 185 | BATS LEFT | THROWS LEFT

BORN AUGUST 11, 1995 IN CHARLESTON, WV | SCHOOL MARSHALL UNIVERSITY

ACQUIRED SELECTED IN THE SEVENTH ROUND OF THE 2016 FIRST-YEAR PLAYER DRAFT; SIGNED ON JUNE 16, 2016 | SIGNED BY ALEX SMITH (MARLINS)

YEAR TEAM	AVG	G	AB	R	H	2B	3B	HR	RBI	BB	SO	SB	CS	OBP	SLG	OPS	F
2016 Batavia	.237	58	219	26	52	6	0	0	18	18	30	16	6	.302	.265	.567	2

BOHN, JUSTIN**INF**

HEIGHT 6-0 | WEIGHT 180 | BATS RIGHT | THROWS RIGHT

BORN DECEMBER 2, 1992 IN MEDFORD, OR | SCHOOL FEATHER RIVER CC (CA)

ACQUIRED SELECTED IN THE SEVENTH ROUND OF THE 2013 FIRST-YEAR PLAYER DRAFT; SIGNED ON JUNE 18, 2013 | SIGNED BY JOHN HUGHES (MARLINS)

YEAR TEAM	AVG	G	AB	R	H	2B	3B	HR	RBI	BB	SO	SB	CS	OBP	SLG	OPS	F
2013 Batavia	.177	40	141	12	25	4	0	0	8	15	32	4	2	.278	.206	.484	9
Greensboro	.250	12	48	5	12	1	0	0	2	4	12	4	0	.308	.271	.579	0
2014 Greensboro	.293	63	239	39	70	16	2	6	47	39	49	4	2	.397	.452	.849	8
Jupiter	.296	48	199	29	59	9	3	0	12	16	45	7	3	.347	.372	.719	11
2015 Jacksonville	.161	28	87	5	14	0	1	1	6	6	30	0	0	.223	.218	.441	4
Jupiter	.262	90	340	40	89	12	1	4	34	25	62	10	1	.313	.338	.651	13
2016 Jupiter	.227	98	331	42	75	8	5	3	25	26	85	5	3	.288	.308	.596	19
MILB Totals	.248	379	1385	172	344	50	12	14	134	131	315	34	11	.318	.332	.650	64

BORGES, JUAN**RHP**

HEIGHT 6-2 | WEIGHT 160 | BATS RIGHT | THROWS RIGHT

BORN JANUARY 6, 1998 IN SANTO DOMINGO, DOM | SCHOOL NO SCHOOL

ACQUIRED SIGNED AS AN INTERNATIONAL FREE AGENT ON JULY 4, 2014 | SIGNED BY ALBERT GONZÁLEZ AND SANDY NIN (MARLINS)

YEAR TEAM	W-L	ERA	G	GS	CG	SHO	SV	IP	H	R	ER	HR	HB	BB	SO	WP	BK	AVG
2016 DSL Marlins	0-1	2.25	6	0	0	0	0	8.0	5	3	2	0	0	9	7	2	0	.192

YEAR TEAM	AVG	G	AB	R	H	2B	3B	HR	RBI	BB	SO	SB	CS	OBP	SLG	OPS	E
2015 DSL Marlins	.182	63	225	18	41	6	1	0	14	11	52	3	1	.224	.218	.442	5

BREMER, TYLER**RHP**

HEIGHT 6-2 | WEIGHT 225 | BATS RIGHT | THROWS RIGHT

BORN DECEMBER 7, 1989 IN BERKELEY, CA | SCHOOL BAYLOR UNIVERSITY (TX)

ACQUIRED FROM CUBS WITH RHP JOSÉ ARIAS IN EXCHANGE FOR RHP JACOB TURNER ON AUGUST 8, 2014 | SIGNED BY TREY FORKERWAY (CUBS)

YEAR TEAM	W-L	ERA	G	GS	CG	SHO	SV	IP	H	R	ER	HR	HB	BB	SO	WP	BK	AVG
2012 AZL Cubs	0-1	11.57	2	0	0	0	0	2.1	4	3	3	0	0	0	0	1	0	.400
Boise	0-1	4.80	8	0	0	0	1	15.0	17	8	8	3	2	5	12	2	0	.288
2013 Boise	0-3	2.15	23	0	0	0	7	29.1	19	9	7	1	1	11	48	3	0	.184
2014 Daytona	0-1	4.70	8	0	0	0	0	15.1	14	8	8	2	1	7	12	1	0	.241
Kane County	5-1	2.43	28	0	0	0	12	37.0	28	11	10	2	1	15	51	5	0	.201
Greensboro	1-0	1.13	7	0	0	0	2	8.0	5	1	1	0	0	2	12	1	0	.179
2015 Jupiter	0-3	1.84	32	0	0	0	4	49.0	40	14	10	1	2	14	51	4	0	.220
New Orleans	0-0	5.00	5	0	0	0	0	9.0	8	5	5	5	0	5	8	0	0	.242
Jacksonville	1-0	0.00	4	0	0	0	0	11.1	7	0	0	0	0	3	9	1	0	.175
2016 Jacksonville	5-4	3.08	36	0	0	0	3	61.1	48	25	21	5	4	24	49	4	0	.217
New Orleans	0-0	5.25	5	0	0	0	0	12.0	16	7	7	1	2	7	10	2	0	.333
MLB Totals	12-14	2.88	158	0	0	0	29	249.2	206	91	80	20	13	93	262	24	0	.224

BREWSTER, L.J.**RHP**

HEIGHT 6-2 | WEIGHT 205 | BATS RIGHT | THROWS RIGHT

BORN MAY 2, 1994 IN APPLE VALLEY, CA | SCHOOL UNIVERSITY OF HAWAII

ACQUIRED SELECTED IN THE 22ND ROUND OF THE 2015 FIRST-YEAR PLAYER DRAFT; SIGNED ON JUNE 11, 2015 | SIGNED BY JOHN HUGHES (MARLINS)

YEAR TEAM	W-L	ERA	G	GS	CG	SHO	SV	IP	H	R	ER	HR	HB	BB	SO	WP	BK	AVG
2015 GCL Marlins	0-0	0.90	3	1	0	0	0	10.0	7	3	1	0	0	1	5	1	0	.194
Batavia	1-2	3.91	15	0	0	0	0	25.1	31	16	11	0	2	14	19	6	1	.295
2016 Greensboro	4-7	5.26	29	12	0	0	0	78.2	101	61	46	5	6	33	44	4	0	.316
MLB Totals	5-9	4.58	47	13	0	0	0	114.0	139	80	58	5	8	48	68	11	1	.302

BRIGHAM, JEFF**RHP**

HEIGHT 6-0 | WEIGHT 200 | BATS RIGHT | THROWS RIGHT

BORN FEBRUARY 16, 1992 IN FEDERAL WAY, WA | SCHOOL UNIVERSITY OF WASHINGTON

ACQUIRED FROM DODGERS WITH VICTOR ARAUJO AND KEVIN GUZMAN IN EXCHANGE FOR MAT LATOS ON JULY 30, 2015 | SIGNED BY HENRY JONES (DODGERS)

YEAR TEAM	W-L	ERA	G	GS	CG	SHO	SV	IP	H	R	ER	HR	HB	BB	SO	WP	BK	AVG
2014 Ogden	0-3	3.58	11	10	0	0	0	32.2	32	14	13	2	1	16	33	3	0	.267
2015 Great Lakes	2-0	1.29	2	0	0	0	0	7.0	3	1	1	0	0	2	11	0	0	.125
Rancho Cucu,	4-5	5.96	17	14	0	0	0	68.0	78	51	45	8	6	36	64	6	0	.286
Jupiter	2-2	1.87	6	5	0	0	0	33.2	34	10	7	0	1	9	22	1	0	.276
2016 Jupiter	7-8	4.04	27	23	0	0	1	122.2	115	64	55	6	9	47	112	3	0	.246
MLB Totals	15-18	4.13	63	52	0	0	1	264.0	262	140	121	16	17	110	242	13	0	.260

BRIOSO, FRANKLIN**LHP**

HEIGHT 6-3 | WEIGHT 185 | BATS LEFT | THROWS LEFT

BORN APRIL 15, 2000 IN SAN CRISTOBAL, DOM | SCHOOL NO SCHOOL

ACQUIRED SIGNED AS A MINOR LEAGUE FREE AGENT ON FEBRUARY 8, 2017 | SIGNED BY ALBERT GONZÁLEZ AND SANDY NIN (MARLINS)

YEAR TEAM	W-L	ERA	G	GS	CG	SHO	SV	IP	H	R	ER	HR	HB	BB	SO	WP	BK	AVG
2017 WILL BE HIS FIRST PROFESSIONAL SEASON																		

BRITO, DIEGO**INF**

HEIGHT 5-11 | WEIGHT 190 | BATS RIGHT | THROWS RIGHT

BORN SEPTEMBER 12, 1998 IN SANTO DOMINGO, DOM | SCHOOL NO SCHOOL

ACQUIRED SIGNED AS AN INTERNATIONAL FREE AGENT ON JANUARY 22, 2016 | SIGNED BY ALBERT GONZÁLEZ (MARLINS)

YEAR TEAM	AVG	G	AB	R	H	2B	3B	HR	RBI	BB	SO	SB	CS	OBP	SLG	OPS	E
2017 WILL BE HIS FIRST PROFESSIONAL SEASON																	

ROSTER OFFICIAL

FIELDING

BATTING

2016 IN REVIEW

TEAM HISTORY

POSTSEASON HISTORY

PLAYER DEVELOPMENT

2017 OPERATIONS

ANNUAL INFORMATION



BRITO, PAUL**RHP**

HEIGHT 6-1 | WEIGHT 180 | BATS RIGHT | THROWS RIGHT

BORN MAY 23, 1997 IN LICEY, DOM | SCHOOL NO SCHOOL

ACQUIRED SIGNED AS AN INTERNATIONAL FREE AGENT ON MAY 16, 2016 | SIGNED BY ALBERT GONZÁLEZ, SANDY NIN AND DOMINGO ORTEGA (MARLINS)

YEAR TEAM	W-L	ERA	G	GS	CG	SHO	SV	IP	H	R	ER	HR	HB	BB	SO	WP	BK	AVG
2016 DSL Marlins	0-0	0.00	3	0	0	0	0	6.0	4	2	0	0	1	2	5	2	0	.182

BROOKS, MATHEW**INF**

HEIGHT 6-0 | WEIGHT 185 | BATS LEFT | THROWS RIGHT

BORN MARCH 21, 1996 IN AUBURN, NY | SCHOOL MONROE CC (NY)

ACQUIRED SELECTED IN THE 35TH ROUND OF THE 2016 FIRST-YEAR PLAYER DRAFT; SIGNED ON JUNE 15, 2016 | SIGNED BY STEVE PAYNE (MARLINS)

YEAR TEAM	AVG	G	AB	R	H	2B	3B	HR	RBI	BB	SO	SB	CS	OBP	SLG	OPS	F
2016 GCL Marlins	.197	42	142	24	28	4	0	0	12	18	45	2	2	.299	.225	.524	4

BUCKELEW, JAMES**LHP**

HEIGHT 6-3 | WEIGHT 175 | BATS LEFT | THROWS LEFT

BORN AUGUST 4, 1991 IN SUWANEE, GA | SCHOOL BELMONT UNIVERSITY (TN)

ACQUIRED SIGNED AS A NON-DRAFTED FREE AGENT ON JUNE 11, 2014 | SIGNED BY MARK WILLOUGHBY (MARLINS)

YEAR TEAM	W-L	ERA	G	GS	CG	SHO	SV	IP	H	R	ER	HR	HB	BB	SO	WP	BK	AVG
2014 GCL Marlins	1-0	1.13	4	0	0	0	0	8.0	6	3	1	0	0	3	8	0	0	.214
Jupiter	0-0	15.00	2	0	0	0	0	3.0	5	5	5	1	3	1	2	0	0	.357
Batavia	0-3	4.43	11	0	0	0	0	20.1	26	11	10	0	0	6	21	3	0	.325
2015 Greensboro	6-4	3.72	43	2	0	0	1	77.1	71	36	32	1	5	31	70	20	0	.237
2016 Jacksonville	0-0	0.00	1	0	0	0	0	1.0	2	0	0	0	0	1	0	0	0	.500
Jupiter	5-2	2.74	31	9	0	0	0	95.1	87	43	29	0	2	30	69	8	0	.244
MLB Totals	12-9	3.38	92	11	0	0	1	205.0	197	98	77	2	10	72	170	31	0	.252

BUGG, PARKER**RHP**

HEIGHT 6-6 | WEIGHT 210 | BATS RIGHT | THROWS RIGHT

BORN OCTOBER 26, 1994 IN LOUISVILLE, KY | SCHOOL LOUISIANA STATE UNIVERSITY

ACQUIRED SELECTED IN THE 27TH ROUND OF THE 2016 FIRST-YEAR PLAYER DRAFT; SIGNED ON JUNE 12, 2016 | SIGNED BY MARK WILLOUGHBY (MARLINS)

YEAR TEAM	W-L	ERA	G	GS	CG	SHO	SV	IP	H	R	ER	HR	HB	BB	SO	WP	BK	AVG
2016 Batavia	0-0	3.66	11	0	0	0	4	19.2	13	8	8	0	1	3	16	6	0	.181
Greensboro	1-0	3.77	8	0	0	0	0	14.1	10	6	6	0	1	5	11	1	0	.200
MLB Totals	1-0	3.71	19	0	0	0	4	34.0	23	14	14	0	2	8	27	7	0	.189

CABALLERO, JORGE**OF**

HEIGHT 6-1 | WEIGHT 170 | BATS RIGHT | THROWS RIGHT

BORN JANUARY 10, 2000 IN CARACAS, VEN | SCHOOL NO SCHOOL

ACQUIRED SIGNED AS INTERNATIONAL FREE AGENT ON JULY 2, 2016 | SIGNED BY WILMER CASTILLO AND ALBERT GONZÁLEZ (MARLINS)

YEAR TEAM	AVG	G	AB	R	H	2B	3B	HR	RBI	BB	SO	SB	CS	OBP	SLG	OPS	F
2017 WILL BE HIS FIRST PROFESSIONAL SEASON																	

CABRERA, EDWARD**RHP**

HEIGHT 6-4 | WEIGHT 175 | BATS RIGHT | THROWS RIGHT

BORN APRIL 13, 1998 IN SANTIAGO, DOM | SCHOOL NO SCHOOL

ACQUIRED SIGNED AS AN INTERNATIONAL FREE AGENT ON JULY 2, 2015 | SIGNED BY ALBERT GONZÁLEZ, SANDY NIN AND DOMINGO ORTEGA (MARLINS)

YEAR TEAM	W-L	ERA	G	GS	CG	SHO	SV	IP	H	R	ER	HR	HB	BB	SO	WP	BK	AVG
2016 GCL Marlins	2-6	4.21	11	7	0	0	0	47.0	54	24	22	1	2	10	28	4	0	.289

CABRERA, RONY**INF**

HEIGHT 5-11 | WEIGHT 175 | BATS RIGHT | THROWS RIGHT

BORN JANUARY 29, 1996 IN COCHE, VEN | SCHOOL NO SCHOOL

ACQUIRED SIGNED AS AN INTERNATIONAL FREE AGENT ON NOVEMBER 3, 2012 | SIGNED BY CARLOS AVILA, WILMER CASTILLO AND ALBERT GONZÁLEZ (MARLINS)

YEAR TEAM	AVG	G	AB	R	H	2B	3B	HR	RBI	BB	SO	SB	CS	OBP	SLG	OPS	F
2013 DSL Marlins	.253	45	178	27	45	11	4	1	18	14	39	6	3	.317	.376	.693	12
2014 GCL Marlins	.265	47	155	10	41	9	0	0	14	2	26	4	1	.269	.323	.592	6
Batavia	.303	7	33	4	10	2	0	0	1	0	7	1	1	.303	.364	.667	1
2015 Greensboro	.248	108	427	46	106	19	2	4	26	15	81	7	2	.277	.330	.607	21
2016 Greensboro	.184	27	98	5	18	3	1	0	12	6	23	1	1	.231	.235	.466	8
Batavia	.308	15	52	5	16	1	0	0	2	3	8	1	1	.357	.327	.684	3
Jupiter	.208	46	154	9	32	5	0	0	12	9	44	2	1	.252	.240	.492	9
MLB Totals	.244	295	1097	106	268	50	7	5	85	49	228	22	10	.280	.316	.596	60

CASTELLANOS, GABRIEL

LHP

HEIGHT 6-1 | WEIGHT 165 | BATS LEFT | THROWS LEFT

BORN DECEMBER 28, 1993 IN SANTO DOMINGO, DOM | SCHOOL NO SCHOOL

ACQUIRED SIGNED AS AN INTERNATIONAL FREE AGENT ON DECEMBER 7, 2010 | SIGNED BY ALBERT GONZÁLEZ, ALIX MARTINEZ AND SANDY NIN (MARLINS)

YEAR TEAM	W-L	ERA	G	GS	CG	SHO	SV	IP	H	R	ER	HR	HB	BB	SO	WP	BK	AVG
2011 DSL Marlins	0-4	10.20	8	5	0	0	0	15.0	17	19	17	2	2	15	5	4	0	.304
2012 DSL Marlins	2-6	5.98	15	6	0	0	0	43.2	51	43	29	1	5	30	37	10	0	.288
2013 GCL Marlins	3-4	3.45	12	12	0	0	0	47.0	40	24	18	0	3	19	56	6	1	.227
2014 Batavia	2-6	4.65	13	13	0	0	0	62.0	52	45	32	1	4	41	54	8	0	.224
2015 Batavia	1-3	5.25	8	7	1	0	0	36.0	36	26	21	1	5	18	38	5	5	.271
Greensboro	1-2	4.93	7	7	0	0	0	34.2	38	26	19	4	5	19	20	6	2	.288
2016 Greensboro	3-1	3.78	12	10	0	0	0	47.2	53	28	20	4	3	25	45	3	0	.288
MLB Totals	12-26	4.91	75	60	1	0	0	286.0	287	211	156	13	27	167	255	42	8	.263

CASTRO, SAMUEL

INF

HEIGHT 5-10 | WEIGHT 160 | BATS SWITCH | THROWS RIGHT

BORN OCTOBER 16, 1997 IN SANTO DOMINGO, DOM | SCHOOL NO SCHOOL

ACQUIRED SIGNED AS AN INTERNATIONAL FREE AGENT ON JULY 4, 2014 | SIGNED BY ALBERT GONZÁLEZ, ALIX MARTINEZ AND SANDY NIN (MARLINS)

YEAR TEAM	AVG	G	AB	R	H	2B	3B	HR	RBI	BB	SO	SB	CS	OBP	SLG	OPS	F
2015 GCL Marlins	.265	54	200	36	53	6	3	0	13	14	41	10	6	.332	.325	.657	10
2016 Batavia	.180	66	217	20	39	4	1	1	17	20	51	3	4	.253	.221	.474	28
MLB Totals	.221	120	417	56	92	10	4	1	30	34	92	13	10	.291	.271	.562	38

CAVANERIO, JORGAN

RHP

HEIGHT 6-1 | WEIGHT 155 | BATS RIGHT | THROWS RIGHT

BORN AUGUST 18, 1994 IN CAGUA, VEN | SCHOOL NO SCHOOL

ACQUIRED SIGNED AS A NON-DRAFTED FREE AGENT ON FEBRUARY 16, 2011 | SIGNED BY WILMER CASTILLO AND ALBERT GONZÁLEZ (MARLINS)

YEAR TEAM	W-L	ERA	G	GS	CG	SHO	SV	IP	H	R	ER	HR	HB	BB	SO	WP	BK	AVG
2011 DSL Marlins	0-3	3.10	12	4	0	0	1	29.0	28	18	10	3	3	6	29	1	2	.259
2012 GCL Marlins	3-2	5.13	11	9	0	0	0	47.1	61	33	27	4	5	13	35	5	0	.310
2013 GCL Marlins	4-1	2.74	9	8	0	0	0	42.2	43	16	13	1	3	10	29	2	0	.267
2014 Batavia	4-6	4.56	14	14	0	0	0	79.0	98	47	40	9	4	14	55	5	1	.314
2015 Jupiter	0-3	4.08	3	3	0	0	0	17.2	18	9	8	0	0	1	9	1	0	.269
Jacksonville	0-1	9.00	1	1	0	0	0	5.0	11	6	5	2	0	2	2	0	0	.458
Greensboro	4-7	4.41	18	18	0	0	0	102.0	116	54	50	9	6	11	73	2	0	.289
2016 Jupiter	8-12	4.70	26	22	0	0	0	128.1	156	76	67	12	10	21	73	3	0	.299
MLB Totals	23-35	4.39	94	79	0	0	1	451.0	531	259	220	40	31	78	305	19	3	.296

COHEN, JUSTIN

C

HEIGHT 6-0 | WEIGHT 190 | BATS RIGHT | THROWS RIGHT

BORN SEPTEMBER 26, 1996 IN SARASOTA, FL | SCHOOL RIVERVIEW HS (FL)

ACQUIRED SELECTED IN THE SIXTH ROUND OF THE 2015 FIRST-YEAR PLAYER DRAFT; SIGNED ON JUNE 13, 2015 | SIGNED BY DAVE DANGLER (MARLINS)

YEAR TEAM	AVG	G	AB	R	H	2B	3B	HR	RBI	BB	SO	SB	CS	OBP	SLG	OPS	F
2015 GCL Marlins	.321	18	56	10	18	4	0	2	12	5	24	1	0	.371	.500	.871	2
2016 GCL Marlins	.267	4	15	2	4	1	0	0	1	2	6	0	1	.353	.333	.686	0
MLB Totals	.310	22	71	12	22	5	0	2	13	7	30	1	1	.367	.465	.832	2

CORDOVA, REHNER

INF

HEIGHT 6-0 | WEIGHT 150 | BATS SWITCH | THROWS RIGHT

BORN JANUARY 11, 1994 IN MARACAY, VEN | SCHOOL NO SCHOOL

ACQUIRED SIGNED AS AN INTERNATIONAL FREE AGENT ON SEPTEMBER 4, 2010 | SIGNED BY WILMER CASTILLO AND ALBERT GONZÁLEZ (MARLINS)

YEAR TEAM	AVG	G	AB	R	H	2B	3B	HR	RBI	BB	SO	SB	CS	OBP	SLG	OPS	F
2011 DSL Marlins	.231	46	147	26	34	2	0	0	7	22	35	1	2	.349	.245	.594	12
2012 GCL Marlins	.284	32	102	16	29	3	0	0	9	11	20	4	1	.365	.314	.679	3
2013 Jupiter	.200	3	10	0	2	0	0	0	0	0	2	0	0	.200	.200	.400	0
GCL Marlins	.091	6	22	1	2	0	0	0	1	2	5	0	1	.167	.091	.258	1
Greensboro	.220	20	50	5	11	1	1	0	3	4	17	0	0	.278	.280	.558	4
Batavia	.237	12	38	5	9	3	0	0	10	5	12	2	0	.311	.316	.627	3
2014 Greensboro	.248	76	266	38	66	4	1	1	27	24	51	3	0	.319	.282	.601	10
2015 GCL Marlins	.267	6	15	2	4	1	0	0	5	7	5	0	0	.542	.333	.875	1
Jupiter	.161	30	87	6	14	1	0	0	2	8	24	3	0	.232	.172	.404	5
2016 Jupiter	.165	56	139	22	23	1	0	0	11	19	22	1	1	.270	.173	.443	14
MLB Totals	.221	287	876	121	194	16	2	1	75	102	193	14	5	.311	.248	.559	53



CRESCENTINI, MARCUS

RHP

HEIGHT 6-4 | WEIGHT 245 | BATS RIGHT | THROWS RIGHT

BORN DECEMBER 26, 1992 IN TAMPA, FL | SCHOOL MISSOURI BAPTIST UNIVERSITY

ACQUIRED SIGNED AS A MINOR LEAGUE FREE AGENT ON JUNE 15, 2016 | SIGNED BY SCOTT LITTLE (DODGERS)

YEAR TEAM	W-L	ERA	G	GS	CG	SHO	SV	IP	H	R	ER	HR	HB	BB	SO	WP	BK	AVG
2015 Ogden	1-1	7.43	24	0	0	0	3	26.2	26	24	22	3	0	23	42	8	1	.243
2016 Great Lakes	0-2	7.71	16	0	0	0	4	16.1	21	15	14	3	1	11	22	1	0	.313
Batavia	0-0	2.25	4	0	0	0	0	4.0	3	1	1	0	0	2	5	0	0	.200
Greensboro	2-3	1.48	20	0	0	0	4	30.1	21	7	5	2	1	12	47	2	1	.189
MLB Totals	3-6	4.89	64	0	0	0	11	77.1	71	47	42	8	2	48	116	11	2	.237

CUELLO, ELIEZER

RHP

HEIGHT 6-2 | WEIGHT 195 | BATS RIGHT | THROWS RIGHT

BORN NOVEMBER 18, 1996 IN SAN CRISTOBAL, DOM | SCHOOL NO SCHOOL

ACQUIRED SIGNED AS AN INTERNATIONAL FREE AGENT ON NOVEMBER 11, 2015 | SIGNED BY ALBERT GONZÁLEZ AND SANDY NIN (MARLINS)

YEAR TEAM	W-L	ERA	G	GS	CG	SHO	SV	IP	H	R	ER	HR	HB	BB	SO	WP	BK	AVG
2014 DSL Marlins	2-3	2.76	15	9	0	0	1	65.1	54	31	20	0	9	29	51	9	0	.228
2015																		
2016 GCL Marlins	1-1	2.65	11	4	0	0	0	37.1	36	13	11	0	2	13	30	6	1	.252
MLB Totals	3-4	2.72	26	13	0	0	1	102.2	90	44	31	0	11	42	81	15	1	.237

CUMANA, ARQUIMEDES

C

HEIGHT 6-3 | WEIGHT 175 | BATS RIGHT | THROWS RIGHT

BORN APRIL 28, 2000 IN PUERTO LA CRUZ, VEN | SCHOOL NO SCHOOL

ACQUIRED SIGNED AS AN INTERNATIONAL FREE AGENT ON JANUARY 22, 2016 | SIGNED BY WILMER CASTILLO AND ALBERT GONZÁLEZ (MARLINS)

YEAR TEAM	AVG	G	AB	R	H	2B	3B	HR	RBI	BB	SO	SB	CS	OBP	SLG	OPS	E
2017																	

2017 WILL BE HIS FIRST PROFESSIONAL SEASON

CUNNIFF, BRANDON

RHP

HEIGHT 6-0 | WEIGHT 185 | BATS RIGHT | THROWS RIGHT

BORN OCTOBER 7, 1988 IN ARCADIA, CA | SCHOOL CALIFORNIA STATE UNIVERSITY - SAN BERNARDINO

ACQUIRED SIGNED AS A MINOR LEAGUE FREE AGENT ON JANUARY 11, 2017 | SIGNED BY ROBBY CORSARO (MARLINS)

YEAR TEAM	W-L	ERA	G	GS	CG	SHO	SV	IP	H	R	ER	HR	HB	BB	SO	WP	BK	AVG
2010 GCL Marlins	2-0	2.25	17	0	0	0	5	32.0	26	10	8	1	1	5	32	0	0	.222
Jamestown	0-0	3.38	1	0	0	0	0	2.2	3	1	1	0	0	1	4	0	0	.273
2011 River City	4-0	1.54	44	0	0	0	9	46.2	34	10	8	1	0	24	53	3	1	—
2012 River City	2-0	1.83	28	0	0	0	4	34.1	31	10	7	3	0	11	55	4	0	—
Southern Illinois	1-0	2.70	9	0	0	0	4	10.0	7	3	3	0	1	6	10	0	0	—
2013 Southern Illinois	0-0	0.00	12	0	0	0	8	12.0	4	0	0	0	0	3	23	1	0	—
Lynchburg	1-0	1.99	20	0	0	0	0	31.2	20	8	7	2	1	21	39	2	1	.185
2014 Lynchburg	1-0	0.00	9	0	0	0	3	15.2	5	1	0	0	0	7	21	1	0	.102
Tennessee	0-0	0.00	1	0	0	0	0	1.0	0	0	0	0	0	0	1	0	0	.000
Mississippi	3-0	2.05	33	0	0	0	0	52.2	39	14	12	2	1	20	50	4	0	.210
2015 Mississippi	0-0	0.00	1	0	0	0	0	0.2	1	0	0	0	0	0	1	0	0	.250
GCL Braves	0-0	0.00	1	1	0	0	0	1.0	0	0	0	0	0	0	1	0	0	.000
Gwinnett	1-0	9.00	6	0	0	0	0	5.0	8	5	5	2	0	8	4	0	0	.421
ATLANTA	2-2	4.63	39	0	0	0	0	35.0	27	20	18	4	0	22	37	1	0	.213
2016 Mississippi	0-1	0.71	8	0	0	0	2	12.2	6	1	1	0	1	5	10	1	0	.143
Gwinnett	3-3	4.01	35	0	0	0	2	42.2	35	20	19	3	0	19	39	3	0	.232
ATLANTA	2-0	4.24	15	0	0	0	0	17.0	14	9	8	2	2	9	16	1	0	.233
MLB Totals	11-4	2.41	132	1	0	0	12	197.2	143	60	53	10	4	86	202	11	1	.206
MLB Totals	4-2	4.50	54	0	0	0	0	52.0	41	29	26	6	2	31	53	2	0	.219

DALY, ZACHARY

OF

HEIGHT 6-2 | WEIGHT 195 | BATS LEFT | THROWS LEFT

BORN DECEMBER 13, 1993 IN NIAGARA FALLS, NY | SCHOOL LANDER UNIVERSITY (SC)

ACQUIRED SELECTED IN THE 37TH ROUND OF THE 2016 FIRST-YEAR PLAYER DRAFT; SIGNED ON JUNE 16, 2016 | SIGNED BY BLAKE NEWSOME (MARLINS)

YEAR TEAM	AVG	G	AB	R	H	2B	3B	HR	RBI	BB	SO	SB	CS	OBP	SLG	OPS	E
2016 GCL Marlins	.183	28	109	14	20	4	3	2	14	8	31	7	2	.239	.330	.569	0

DAVIS, MASON

INF

HEIGHT 5-9 | WEIGHT 175 | BATS SWITCH | THROWS RIGHT

BORN JANUARY 11, 1993 IN CONYERS, GA | SCHOOL: THE CITADEL (SC)

ACQUIRED: SELECTED IN THE 19TH ROUND OF THE 2014 FIRST-YEAR PLAYER DRAFT; SIGNED ON JUNE 10, 2014 | DRAFTED BY: JOEL MATTHEWS (MARLINS)

YEAR	TEAM	AVG	G	AB	R	H	2B	3B	HR	RBI	BB	SO	SB	CS	OBP	SLG	OPS	E
2014	Batavia	.319	56	216	39	69	13	5	3	29	24	35	9	7	.393	.468	.861	6
	Greensboro	.259	7	27	3	7	2	0	0	3	4	6	0	1	.355	.333	.688	0
2015	Greensboro	.255	86	337	43	86	11	4	6	29	19	67	19	9	.311	.365	.676	3
2016	GCL Marlins	.375	4	8	1	3	1	1	0	0	1	1	0	1	.444	.750	1.194	1
	Greensboro	.243	11	37	1	9	3	0	0	1	4	6	0	3	.317	.324	.641	1
MLB Totals		.278	164	625	87	174	30	10	9	62	52	115	28	21	.344	.402	.746	11

DE LA ROSA, ESMERLING

RHP

HEIGHT 6-3 | WEIGHT 190 | BATS RIGHT | THROWS RIGHT

BORN MAY 15, 1991 IN SANTO DOMINGO, DOM | SCHOOL: NO SCHOOL

ACQUIRED: SIGNED AS AN INTERNATIONAL FREE AGENT ON JUNE 18, 2009 | SIGNED BY: ALBERT GONZÁLEZ AND SANDY NIN (MARLINS)

YEAR	TEAM	W-L	ERA	G	GS	CG	SHO	SV	IP	H	R	ER	HR	HB	BB	SO	WP	BK	AVG
2010	DSL Marlins	0-1	2.92	8	0	0	0	0	12.1	8	4	4	0	2	10	11	2	0	.200
2011	DSL Marlins	2-5	3.92	12	6	0	0	1	43.2	48	30	19	1	6	13	41	4	0	.277
2012	GCL Marlins	2-3	2.76	13	0	0	0	0	16.1	13	8	5	0	2	13	18	2	1	.213
2013	GCL Marlins	0-1	3.63	14	0	0	0	0	17.1	18	11	7	0	0	9	21	2	1	.281
2014	Greensboro	5-2	2.28	32	0	0	0	3	51.1	49	14	13	6	3	18	55	6	0	.266
2015	Jupiter	6-4	2.89	33	0	0	0	2	65.1	51	26	21	1	7	16	55	8	0	.215
	Jacksonville	1-0	7.11	3	0	0	0	0	6.1	8	5	5	0	2	4	4	3	0	.333
2016	Jupiter	3-4	3.59	40	0	0	0	13	57.2	57	25	23	2	4	23	55	4	0	.259
	Jacksonville	0-0	0.00	1	0	0	0	0	1.0	0	0	0	0	0	1	0	0	0	.000
MLB Totals		19-20	3.22	156	6	0	0	19	271.1	252	123	97	10	26	106	261	31	2	.250

DE LOS SANTOS, MIGUEL

RHP

HEIGHT 6-1 | WEIGHT 165 | BATS RIGHT | THROWS RIGHT

BORN SEPTEMBER 27, 1996 IN SAN CRISTOBAL, DOM | SCHOOL: NO SCHOOL

ACQUIRED: SIGNED AS AN INTERNATIONAL FREE AGENT ON JULY 2, 2015 | SIGNED BY: ALBERT GONZÁLEZ, SANDY NIN AND DOMINGO ORTEGA (MARLINS)

YEAR	TEAM	W-L	ERA	G	GS	CG	SHO	SV	IP	H	R	ER	HR	HB	BB	SO	WP	BK	AVG
2016	DSL Marlins	0-3	2.75	12	5	0	0	1	39.1	42	24	12	0	1	8	27	10	0	.261

DEAN, AUSTIN

OF

HEIGHT 6-1 | WEIGHT 190 | BATS RIGHT | THROWS RIGHT

BORN OCTOBER 14, 1993 IN SPRING, TX | SCHOOL: KLEIN COLLINS HS (TX)

ACQUIRED: SELECTED IN THE FOURTH ROUND OF THE 2012 FIRST-YEAR PLAYER DRAFT; SIGNED ON JUNE 9, 2012 | DRAFTED BY: RYAN WARDINSKY (MARLINS)

YEAR	TEAM	AVG	G	AB	R	H	2B	3B	HR	RBI	BB	SO	SB	CS	OBP	SLG	OPS	E
2012	GCL Marlins	.223	47	148	15	33	11	0	2	15	24	35	2	2	.337	.338	.675	2
2013	Batavia	.268	56	213	28	57	12	7	2	19	17	47	0	2	.325	.418	.743	3
	Greensboro	.200	7	20	4	4	1	0	1	3	4	5	0	0	.346	.400	.746	0
2014	Greensboro	.308	99	403	67	124	20	4	9	58	38	72	4	4	.371	.444	.815	3
2015	Jupiter	.268	136	519	67	139	32	2	5	52	39	76	18	10	.318	.366	.684	5
2016	Jacksonville	.238	130	480	60	114	23	5	11	67	48	110	1	2	.307	.375	.682	5
MLB Totals		.264	475	1783	241	471	99	18	30	214	170	345	25	20	.330	.390	.720	18

DEL POZO, MIGUEL

RHP

HEIGHT 6-1 | WEIGHT 180 | BATS LEFT | THROWS LEFT

BORN OCTOBER 14, 1992 IN SANTO DOMINGO, DOM | SCHOOL: NO SCHOOL

ACQUIRED: SIGNED AS AN INTERNATIONAL FREE AGENT ON AUGUST 24, 2009 | SIGNED BY: ALBERT GONZÁLEZ AND SANDY NIN (MARLINS)

YEAR	TEAM	W-L	ERA	G	GS	CG	SHO	SV	IP	H	R	ER	HR	HB	BB	SO	WP	BK	AVG																				
2011	DSL Marlins	3-3	5.09	12	6	0	0	0	40.2	39	27	23	5	6	25	47	10	0	.253																				
2012	GCL Marlins	1-2	4.02	18	3	0	0	1	31.1	27	15	14	1	2	23	32	5	2	.225																				
2013	Jupiter	0-0	0.00	2	0	0	0	0	2.0	1	2	0	0	0	2	0	0	0	.125																				
	Batavia	2-1	4.81	17	0	0	0	0	24.1	24	15	13	1	3	17	36	5	2	.242																				
2014	Greensboro	2-6	4.91	41	0	0	0	4	66.0	59	37	36	5	6	19	85	4	1	.243																				
2015	Jupiter	2-5	4.25	27	5	0	0	0	59.1	73	32	28	1	4	20	55	7	1	.300																				
2016																				- DID NOT PLAY - INJURED -																			
MLB Totals		10-17	4.59	117	14	0	0	5	223.2	223	128	114	13	21	106	255	31	6	.257																				



DELGADO, VICTOR**RHP**

HEIGHT 6-2 | WEIGHT 185 | BATS RIGHT | THROWS RIGHT

BORN FEBRUARY 3, 1995 IN LA GUARIA, VEN | SCHOOL NO SCHOOL

ACQUIRED SIGNED AS A MINOR LEAGUE FREE AGENT ON MAY 26, 2016 | SHIPPED BY JESUS MENDEZ (PHILLIES)

YEAR TEAM	W-L	ERA	G	GS	CG	SHO	SV	IP	H	R	ER	HR	HB	BB	SO	WP	BK	AVG
2013 VSL Phillies	2-4	4.60	14	13	0	0	0	58.2	73	38	30	5	6	8	40	14	0	.297
2014 VSL Phillies	5-6	3.15	13	13	0	0	0	65.2	66	32	23	0	4	9	49	5	0	.262
2015 GCL Phillies	0-2	4.84	17	0	0	0	1	22.1	24	13	12	0	0	4	15	3	0	.279
Lakewood	0-0	4.91	3	0	0	0	0	3.2	2	2	2	1	0	1	4	0	0	.154
2016 Greensboro	0-0	0.00	1	0	0	0	0	2	2	0	0	0	0	0	1	0	0	.286
GCL Marlins	1-1	5.79	5	1	0	0	0	4.2	8	5	3	1	0	1	3	0	1	.364
Batavia	0-0	15.19	5	0	0	0	2	5.1	13	11	9	0	2	5	3	1	0	.464
MLB Totals	8-14	4.38	58	27	0	0	3	162.1	188	101	79	7	12	28	115	23	1	.287

DIAZ, OBED**RHP**

HEIGHT 6-3 | WEIGHT 175 | BATS RIGHT | THROWS RIGHT

BORN MAY 5, 1997 IN RIO GRANDE, PUR | SCHOOL CASIANO CEPEDA HS (PUR)

ACQUIRED SELECTED IN THE 26TH ROUND OF THE 2015 FIRST-YEAR PLAYER DRAFT; SIGNED ON JUNE 10, 2015 | SIGNED BY LAZARO LLANES (MARLINS)

YEAR TEAM	W-L	ERA	G	GS	CG	SHO	SV	IP	H	R	ER	HR	HB	BB	SO	WP	BK	AVG
2015 GCL Marlins	1-3	5.96	11	2	0	0	0	22.2	26	16	15	1	3	9	14	2	0	.292
2016 Batavia	0-1	8.10	2	0	0	0	0	3.1	8	4	3	1	0	2	2	0	0	.471
GCL Marlins	0-2	5.40	12	0	0	0	0	16.2	19	10	10	0	3	5	12	3	0	.275
MLB Totals	1-6	5.91	25	2	0	0	0	42.2	53	30	28	2	6	16	28	5	0	.303

ENCARNACION, JERAR**OF**

HEIGHT 6-5 | WEIGHT 205 | BATS RIGHT | THROWS RIGHT

BORN OCTOBER 22, 1997 IN BAYAGUANA, DOM | SCHOOL NO SCHOOL

ACQUIRED SIGNED AS AN INTERNATIONAL FREE AGENT ON SEPTEMBER 8, 2015 | SIGNED BY ALBERT GONZÁLEZ AND SANDY NIN (MARLINS)

YEAR TEAM	AVG	G	AB	R	H	2B	3B	HR	RBI	BB	SO	SB	CS	OBP	SLG	OPS	E
2016 DSL Marlins	.218	14	55	6	12	2	1	1	7	1	11	0	0	.232	.345	.577	2

ESPINAL, DANYELI**OF**

HEIGHT 6-2 | WEIGHT 190 | BATS LEFT | THROWS LEFT

BORN NOVEMBER 11, 1998 IN BANI, DOM | SCHOOL NO SCHOOL

ACQUIRED SIGNED AS AN INTERNATIONAL FREE AGENT ON OCTOBER 8, 2016 | SIGNED BY ALBERT GONZÁLEZ AND SANDY NIN (MARLINS)

YEAR TEAM	AVG	G	AB	R	H	2B	3B	HR	RBI	BB	SO	SB	CS	OBP	SLG	OPS	E
2017	WILL BE HIS FIRST PROFESSIONAL SEASON																

ESPINAL, WALNER**INF**

HEIGHT 6-0 | WEIGHT 170 | BATS RIGHT | THROWS RIGHT

BORN DECEMBER 21, 1991 IN SANTIAGO, DOM | SCHOOL NO SCHOOL

ACQUIRED SIGNED AS AN INTERNATIONAL FREE AGENT ON OCTOBER 8, 2016 | SIGNED BY ALBERT GONZÁLEZ AND SANDY NIN (MARLINS)

YEAR TEAM	AVG	G	AB	R	H	2B	3B	HR	RBI	BB	SO	SB	CS	OBP	SLG	OPS	E
2017	WILL BE HIS FIRST PROFESSIONAL SEASON																

EYSSERIC, RAFAEL**RHP**

HEIGHT 6-0 | WEIGHT 170 | BATS RIGHT | THROWS RIGHT

BORN JUNE 27, 2000 IN AGUADULCE, PAN | SCHOOL NO SCHOOL

ACQUIRED SIGNED AS A MINOR LEAGUE FREE AGENT ON OCTOBER 13, 2016 | SIGNED BY LUIS CORDOBA AND ALBERT GONZÁLEZ (MARLINS)

YEAR TEAM	W-L	ERA	G	GS	CG	SHO	SV	IP	H	R	ER	HR	HB	BB	SO	WP	BK	AVG
2017	WILL BE HIS FIRST PROFESSIONAL SEASON																	

FARNWORTH, STEVEN**RHP**

HEIGHT 6-2 | WEIGHT 180 | BATS RIGHT | THROWS RIGHT

BORN SEPTEMBER 6, 1993 IN POWAY, CA | SCHOOL CALIFORNIA STATE POLYTECHNIC UNIVERSITY - POMONA

ACQUIRED SELECTED IN THE 23RD ROUND OF THE 2014 FIRST-YEAR PLAYER DRAFT; SIGNED ON JUNE 8, 2014 | SIGNED BY ROBBY CORSARO (MARLINS)

YEAR TEAM	W-L	ERA	G	GS	CG	SHO	SV	IP	H	R	ER	HR	HB	BB	SO	WP	BK	AVG
2014 Batavia	1-1	4.86	18	4	0	0	1	37.0	39	26	20	4	3	11	28	3	1	.269
2015 Jupiter	0-1	6.00	2	0	0	0	0	3.0	6	3	2	1	1	2	1	0	0	.462
Batavia	2-2	0.75	22	0	0	0	13	36.0	26	9	3	0	3	7	30	9	0	.195
2016 Greensboro	5-5	3.39	26	16	0	0	3	95.2	88	40	36	12	3	19	54	4	0	.240
Jupiter	1-0	3.60	5	0	0	0	2	10.0	10	4	4	2	0	3	5	0	0	.263
MLB Totals	9-9	3.22	73	20	0	0	19	181.2	169	82	65	19	10	42	118	16	1	.243

FRIAS, JULIO

LHP

HEIGHT 6-2 | WEIGHT 160 | BATS LEFT | THROWS LEFT

BORN JUNE 1, 1998 IN SANTO DOMINGO, DOM | SCHOOL NO SCHOOL

ACQUIRED SIGNED AS AN INTERNATIONAL FREE AGENT ON JULY 4, 2014 | SIGNED BY ALBERT GONZÁLEZ, ALIX MARTINEZ AND SANDY NIN (MARLINS)

YEAR TEAM	W-L	ERA	G	GS	CG	SHO	SV	IP	H	R	ER	HR	HB	BB	SO	WP	BK	AVG
2015 DSL Marlins	1-4	3.86	13	4	0	0	1	23.1	20	19	10	0	7	17	22	3	0	.233
2016 DSL Marlins	0-5	5.92	13	8	0	0	0	48.2	57	51	32	0	3	37	42	16	1	.284
MILB Totals	1-9	5.25	26	12	0	0	1	72	77	70	42	0	10	54	64	19	1	.268

GALINDEZ, GEREY

RHP

HEIGHT 6-1 | WEIGHT 170 | BATS RIGHT | THROWS RIGHT

BORN APRIL 29, 1998 IN CARACAS, VEN | SCHOOL NO SCHOOL

ACQUIRED SIGNED AS AN INTERNATIONAL FREE AGENT ON JULY 2, 2016 | SIGNED BY WILMER CASTILLO AND ALBERT GONZÁLEZ (MARLINS)

YEAR TEAM	W-L	ERA	G	GS	CG	SHO	SV	IP	H	R	ER	HR	HB	BB	SO	WP	BK	AVG
2017 WILL BE HIS FIRST PROFESSIONAL SEASON																		

GARBOZA, DANIEL

RHP

HEIGHT 6-3 | WEIGHT 190 | BATS RIGHT | THROWS RIGHT

BORN OCTOBER 20, 1997 IN MIRANDA, VEN | SCHOOL CALIFORNIA STATE POLYTECHNIC UNIVERSITY - POMONA

ACQUIRED SIGNED AS AN INTERNATIONAL FREE AGENT ON AUGUST 27, 2014 | SIGNED BY WILMER CASTILLO AND ALBERT GONZÁLEZ (MARLINS)

YEAR TEAM	W-L	ERA	G	GS	CG	SHO	SV	IP	H	R	ER	HR	HB	BB	SO	WP	BK	AVG
2015 DSL Marlins	0-3	6.40	14	0	0	0	1	32.1	43	31	23	0	5	14	22	11	1	.316
2016	-DID NOT PLAY-																	
MILB Totals	0-3	6.40	14	0	0	0	1	32.1	43	31	23	0	5	14	22	11	1	.316

GARCÍA, JAVIER

RHP

HEIGHT 6-2 | WEIGHT 230 | BATS RIGHT | THROWS RIGHT

BORN FEBRUARY 26, 1998 IN CHITRE, PAN | SCHOOL NO SCHOOL

ACQUIRED SIGNED AS AN INTERNATIONAL FREE AGENT ON FEBRUARY 5, 2015 | SIGNED BY LUIS CORDOBA AND ALBERT GONZÁLEZ (MARLINS)

YEAR TEAM	W-L	ERA	G	GS	CG	SHO	SV	IP	H	R	ER	HR	HB	BB	SO	WP	BK	AVG
2015 DSL Marlins	3-2	1.65	10	8	0	0	0	49.0	35	12	9	1	2	14	35	3	0	.202
2016 GCL	1-0	0.00	1	0	0	0	0	4.0	4	0	0	0	1	1	0	0	0	.267
Batavia	0-4	4.20	14	3	0	0	0	30.0	32	18	14	4	2	18	13	7	0	.278
MILB Totals	4-6	2.49	25	11	0	0	0	83.0	71	30	23	5	5	33	48	10	0	.234

GARCÍA, JHON

OF

HEIGHT 6-0 | WEIGHT 170 | BATS LEFT | THROWS RIGHT

BORN JUNE 18, 1999 IN CARACAS, VEN | SCHOOL NO SCHOOL

ACQUIRED SIGNED AS AN INTERNATIONAL FREE AGENT ON JULY 2, 2015 | SIGNED BY CARLOS AVILA, WILMER CASTILLO, EDGARLUIS FUENTES, ALBERT GONZÁLEZ AND ROBIN ORDOÑEZ (MARLINS)

YEAR TEAM	AVG	G	AB	R	H	2B	3B	HR	RBI	BB	SO	SB	CS	OBP	SLG	OPS	F
2016 DSL Marlins	.228	44	136	19	31	7	1	0	13	25	35	2	4	.356	.294	.650	1

GARCÍA, PABLO

C

HEIGHT 5-10 | WEIGHT 170 | BATS SWITCH | THROWS RIGHT

BORN SEPTEMBER 26, 1996 IN SANTO DOMINGO, DOM | SCHOOL NO SCHOOL

ACQUIRED SIGNED AS AN INTERNATIONAL FREE AGENT ON JULY 13, 2013 | SIGNED BY ALBERT GONZÁLEZ, SANDY NIN AND DOMINGO ORTEGA (MARLINS)

YEAR TEAM	AVG	G	AB	R	H	2B	3B	HR	RBI	BB	SO	SB	CS	OBP	SLG	OPS	F
2014 DSL Marlins	.287	53	209	35	60	10	3	1	31	18	38	2	3	.342	.378	.720	11
2015 GCL Marlins	.244	42	135	14	33	1	0	1	14	7	15	5	1	.295	.274	.569	0
2016 Batavia	.228	39	136	12	31	8	0	0	23	10	19	0	0	.275	.287	.562	5
MILB Totals	.258	134	480	61	124	19	3	2	68	35	72	7	4	.310	.323	.633	16

GARRETT, BRAXTON

LHP

HEIGHT 6-3 | WEIGHT 190 | BATS LEFT | THROWS LEFT

BORN AUGUST 5, 1997 IN FOLEY, AL | SCHOOL FLORENCE HS (AL)

ACQUIRED SELECTED IN THE FIRST ROUND (7TH OVERALL) OF THE 2016 FIRST-YEAR PLAYER DRAFT; SIGNED ON JULY 15, 2016 | SIGNED BY MARK WILLOUGHBY (MARLINS)

YEAR TEAM	W-L	ERA	G	GS	CG	SHO	SV	IP	H	R	ER	HR	HB	BB	SO	WP	BK	AVG
2017 WILL BE HIS FIRST PROFESSIONAL SEASON																		



GARRETT, STONE

OF

HEIGHT 6-2 | WEIGHT 195 | BATS RIGHT | THROWS RIGHT

BORN NOVEMBER 22, 1995 IN SUGAR LAND, TX | SCHOOL GEORGE RANCH HS (TX)

ACQUIRED SELECTED IN THE EIGHTH ROUND OF THE 2014 FIRST-YEAR PLAYER DRAFT; SIGNED ON JUNE 7, 2014 | SIGNED BY RYAN WARDINSKY (MARLINS)

YEAR TEAM	AVG	G	AB	R	H	2B	3B	HR	RBI	BB	SO	SB	CS	OBP	SLG	OPS	E
2014 GCL Marlins	.236	40	148	17	35	3	1	0	11	7	31	4	1	.269	.270	.539	10
2015 Batavia	.297	58	222	36	66	18	6	11	46	19	60	8	5	.352	.581	.933	4
2016 GCL Marlins	.143	3	7	1	1	0	0	0	0	2	3	1	0	.333	.143	.476	0
Greensboro	.213	52	197	21	42	9	2	6	16	11	71	1	2	.265	.371	.636	6
MLB Totals	.251	153	574	75	144	30	9	17	73	39	165	14	8	.302	.423	.725	20

GARZILLO, MIKE

INF

HEIGHT 5-11 | WEIGHT 185 | BATS RIGHT | THROWS RIGHT

BORN FEBRUARY 11, 1994 IN ALLENTOWN, PA | SCHOOL LEHIGH UNIVERSITY (PA)

ACQUIRED SELECTED IN THE 25TH ROUND IN THE 2016 FIRST-YEAR PLAYER DRAFT, SIGNED ON JUNE 21, 2016 | SIGNED BY ALEX SMITH (MARLINS)

YEAR TEAM	AVG	G	AB	R	H	2B	3B	HR	RBI	BB	SO	SB	CS	OBP	SLG	OPS	E
2016 GCL Marlins	.313	9	32	4	10	1	1	0	2	5	7	1	2	.421	.406	.827	2
Batavia	.189	40	132	17	25	5	1	0	10	17	54	2	0	.287	.242	.529	8
MLB Totals	.213	49	164	21	35	6	2	0	12	22	61	3	2	.314	.274	.588	10

GAUNT, DAVID

C

HEIGHT 6-0 | WEIGHT 200 | BATS RIGHT | THROWS RIGHT

BORN JUNE 16, 1993 IN TOPEKA, PA | SCHOOL WASHBURN UNIVERSITY (KS)

ACQUIRED SELECTED IN THE 18TH ROUND IN THE 2016 FIRST-YEAR PLAYER DRAFT, SIGNED ON JUNE 16, 2016 | SIGNED BY BRIAN KRAFT (MARLINS)

YEAR TEAM	AVG	G	AB	R	H	2B	3B	HR	RBI	BB	SO	SB	CS	OBP	SLG	OPS	E
2016 Batavia	.100	6	20	1	2	1	0	0	0	3	7	0	0	.250	.150	.400	0
GCL Marlins	.161	32	93	7	15	4	1	2	8	14	37	0	0	.310	.290	.600	1
MLB Totals	.150	38	113	8	17	5	1	2	8	17	44	0	0	.299	.265	.565	1

GEIGER, DUSTIN

INF

HEIGHT 6-2 | WEIGHT 180 | BATS RIGHT | THROWS RIGHT

BORN DECEMBER 2, 1991 IN MERRITT ISLAND, FL | SCHOOL MERRITT ISLAND HS (FL)

ACQUIRED SIGNED AS A MINOR LEAGUE FREE AGENT ON DECEMBER 15, 2016 | SIGNED BY LUKAS MCKNIGHT (CUBS)

YEAR TEAM	AVG	G	AB	R	H	2B	3B	HR	RBI	BB	SO	SB	CS	OBP	SLG	OPS	E
2010 AZL Cubs	.244	35	123	17	30	9	1	1	15	12	25	3	1	.312	.358	.670	0
2011 AZL Cubs	.342	19	79	14	27	9	2	2	20	3	15	1	3	.366	.582	.948	3
Peoria	.227	43	163	14	37	10	1	1	13	9	38	0	0	.268	.319	.587	14
2012 Peoria	.251	75	303	42	76	14	0	17	53	20	79	1	1	.301	.465	.766	20
2013 Daytona	.281	123	456	62	128	28	1	17	86	52	100	6	6	.365	.458	.823	10
2014 Tennessee	.223	124	399	48	89	25	0	12	47	44	106	2	1	.305	.376	.681	4
2015 Tennessee	.000	13	16	0	0	0	0	1	1	1	6	0	0	.056	.000	.056	4
2016	—PLAYED IN INDEPENDENT LEAGUE—																
MLB Totals	.251	432	1539	197	387	95	5	50	235	141	369	13	12	.320	.417	.737	55

GILMA, JOSEPH

INF

HEIGHT 5-9 | WEIGHT 145 | BATS SWITCH | THROWS RIGHT

BORN MARCH 18, 1999 IN BANI, DOM | SCHOOL NO SCHOOL

ACQUIRED SIGNED AS AN INTERNATIONAL FREE AGENT ON OCTOBER 8, 2016 | SIGNED BY ALBERT GONZÁLEZ AND SANDY NIN (MARLINS)

YEAR TEAM	AVG	G	AB	R	H	2B	3B	HR	RBI	BB	SO	SB	CS	OBP	SLG	OPS	E
2017 WILL BE HIS FIRST PROFESSIONAL SEASON																	

GLENN, ALEX

OF

HEIGHT 5-11 | WEIGHT 180 | BATS LEFT | THROWS LEFT

BORN JUNE 11, 1991 IN MCDONOUGH, GA | SCHOOL ARIZONA CHRISTIAN UNIVERSITY

ACQUIRED SIGNED AS MINOR LEAGUE FREE AGENT ON JUNE 25, 2016 | SIGNED BY MATT SMITH (DIAMONDBACKS)

YEAR TEAM	AVG	G	AB	R	H	2B	3B	HR	RBI	BB	SO	SB	CS	OBP	SLG	OPS	E
2012 AZL D-backs	.244	36	127	24	31	4	4	4	23	18	41	8	3	.360	.433	.793	2
Missoula	.300	17	60	12	18	1	3	6	17	8	18	1	0	.377	.717	1.094	2
2013 South Bend	.257	106	358	66	92	18	6	11	48	48	85	14	2	.352	.433	.785	3
2014 Visalia	.285	124	488	85	139	30	8	24	89	44	116	22	3	.346	.527	.873	13
2015 Visalia	.255	58	231	35	59	10	5	8	39	16	53	2	0	.303	.446	.749	0
Mobile	.238	58	172	22	41	12	5	3	18	13	35	4	4	.307	.419	.726	2
2016 Stockton	.333	3	12	3	4	2	1	0	1	1	2	0	0	.385	.667	1.052	0
Jacksonville	.276	62	214	28	59	10	1	8	37	16	47	0	1	.328	.444	.772	6
MLB Totals	.267	464	1662	275	443	87	33	64	272	164	397	51	13	.338	.474	.812	28

GONZÁLEZ, FELIPE

RHP

HEIGHT 6-1 | WEIGHT 200 | BATS RIGHT | THROWS RIGHT

BORN AUGUST 15, 1991 IN GUADALUPE, NUEVO LEON, MEX | SCHOOL NO SCHOOL

ACQUIRED SIGNED AS A MINOR LEAGUE FREE AGENT ON NOVEMBER 8, 2016 | SIGNED BY PEDRO AVILA AND FRANCISCO CARTAYA (DODGERS)

YEAR TEAM	W-L	ERA	G	GS	CG	SHO	SV	IP	H	R	ER	HR	HB	BB	SO	WP	BK	AVG
2008 DSL Yankees	2-1	8.79	7	0	0	0	0	14.1	24	17	14	3	2	2	10	1	0	.369
2009 DSL Yankees	0-1	0.00	2	0	0	0	0	1.0	3	6	0	0	0	1	0	1	0	.375
2010 DSL Yankees	4-2	3.38	13	13	0	0	0	56.0	55	27	21	0	2	12	49	9	0	.257
2011 DSL Yankees	3-4	2.35	13	13	1	0	0	57.1	59	22	15	1	5	19	43	6	0	.282
2012	- DID NOT PLAY - INJURED -																	
2013 GCL Yankees	4-1	2.23	11	5	0	0	1	48.1	40	17	12	1	4	17	45	4	1	.225
2014 West Virginia	2-4	2.81	33	8	0	0	2	93.0	79	39	29	10	8	25	86	7	0	.228
Bradenton	1-0	1.93	3	2	0	0	0	9.1	8	2	2	0	0	6	8	0	0	.235
2015 Bradenton	8-6	3.28	38	14	0	0	0	107.0	102	43	39	8	13	30	80	4	1	.259
2016 Tulsa	0-4	9.37	5	4	0	0	0	16.1	24	17	17	3	0	12	10	2	1	.343
Rancho Cucu	3-7	5.57	20	9	0	0	0	76.0	84	54	47	11	4	28	69	5	0	.283
MLB Totals	27-30	3.69	145	68	1	0	3	478.2	478	244	196	37	38	152	400	39	5	.263

GOULD, JORDAN

INF

HEIGHT 6-0 | WEIGHT 195 | BATS RIGHT | THROWS RIGHT

BORN AUGUST 22, 1993 IN SARASOTA, FL | SCHOOL JACKSONVILLE UNIVERSITY (FL)

ACQUIRED SIGNED AS A MINOR LEAGUE FREE AGENT ON JULY 7, 2016 | SIGNED BY DONOVAN O'DOWD (MARLINS)

YEAR TEAM	AVG	G	AB	R	H	2B	3B	HR	RBI	BB	SO	SB	CS	OBP	SLG	OPS	F
2016 Batavia	.241	53	199	22	48	15	0	6	20	18	55	1	3	.323	.407	.730	13
Greensboro	.154	11	39	4	6	0	0	3	7	2	19	0	0	.214	.385	.599	1
MLB Totals	.227	64	238	26	54	15	0	9	27	20	74	1	3	.306	.403	.709	14

GUAIMARO, ALBERT

C

HEIGHT 6-0 | WEIGHT 180 | BATS RIGHT | THROWS RIGHT

BORN JANUARY 17, 1999 IN BARLOVENTO, VEN | SCHOOL NO SCHOOL

ACQUIRED SELECTED IN THE 24TH ROUND OF THE 2016 FIRST-YEAR PLAYER DRAFT; SIGNED ON JUNE 21, 2016 | SIGNED BY WILMER CASTILLO AND ALBERT GONZÁLEZ (MARLINS)

YEAR TEAM	AVG	G	AB	R	H	2B	3B	HR	RBI	BB	SO	SB	CS	OBP	SLG	OPS	F
2016 DSL Red Sox	.250	23	88	9	22	10	1	1	13	6	11	4	4	.302	.420	.722	0
DSL Marlins	.194	19	72	3	14	2	0	0	9	6	13	2	0	.256	.222	.478	3
MLB Totals	.225	42	160	12	36	12	1	1	22	12	24	6	4	.282	.331	.613	3

GUERRERO, ALBERTO

RHP

HEIGHT 6-3 | WEIGHT 195 | BATS RIGHT | THROWS RIGHT

BORN DECEMBER 13, 1997 IN PACORA, PAN | SCHOOL NO SCHOOL

ACQUIRED SIGNED AS AN INTERNATIONAL FREE AGENT ON JULY 3, 2014 | SIGNED BY LUIS CORDOBA AND ALBERT GONZÁLEZ (MARLINS)

YEAR TEAM	W-L	ERA	G	GS	CG	SHO	SV	IP	H	R	ER	HR	HB	BB	SO	WP	BK	AVG
2015 DSL Marlins	0-2	4.11	4	4	0	0	0	15.1	18	15	7	0	2	7	16	6	0	.295
GCL Marlins	1-2	3.46	6	5	0	0	0	26.0	16	11	10	0	3	10	17	3	0	.182
2016 GCL Marlins	4-3	2.63	11	4	0	0	0	41.0	32	14	12	1	1	18	32	4	0	.211
MLB Totals	5-7	3.17	21	13	0	0	0	82.1	66	40	29	1	6	35	65	13	0	.219

GUILLORY, PRESTON

RHP

HEIGHT 6-3 | WEIGHT 200 | BATS RIGHT | THROWS RIGHT

BORN AUGUST 16, 1993 IN LAKE CHARLES, LA | SCHOOL TEXAS CHRISTIAN UNIVERSITY

ACQUIRED SELECTED IN THE 31ST ROUND OF THE 2016 FIRST-YEAR PLAYER DRAFT; SIGNED ON JULY 3, 2016 | SIGNED BY BRIAN KRAFT (MARLINS)

YEAR TEAM	W-L	ERA	G	GS	CG	SHO	SV	IP	H	R	ER	HR	HB	BB	SO	WP	BK	AVG
2016 GCL Marlins	0-0	0.68	7	0	0	0	3	13.1	7	1	1	1	1	1	15	0	0	.149
Jupiter	0-0	2.25	2	0	0	0	0	4.0	2	1	1	0	0	4	3	1	0	.167
Greensboro	0-0	0.00	1	0	0	0	0	1.0	0	0	0	0	0	0	1	0	0	.000
MLB Totals	0-1	0.98	10	0	0	0	3	18.1	9	2	2	1	1	5	19	1	0	.145

GUTIERREZ, ERIC

INF

HEIGHT 5-10 | WEIGHT 205 | BATS RIGHT | THROWS LEFT

BORN DECEMBER 28, 1993 IN MCALLEN, TX | SCHOOL TEXAS TECH UNIVERSITY

ACQUIRED SELECTED IN THE 20TH ROUND OF THE 2016 FIRST-YEAR PLAYER DRAFT; SIGNED ON JUNE 30, 2016 | SIGNED BY BRIAN KRAFT (MARLINS)

YEAR TEAM	AVG	G	AB	R	H	2B	3B	HR	RBI	BB	SO	SB	CS	OBP	SLG	OPS	F
2016 GCL Marlins	.600	1	5	2	3	1	0	1	3	0	0	0	0	.600	1.400	2.000	0
Batavia	.218	54	202	18	44	12	1	5	34	16	46	2	0	.300	.361	.661	6
MLB Totals	.227	55	207	20	47	13	1	6	37	16	46	2	0	.306	.386	.693	6



FRONT OFFICE | FIELD TIME | MAINTENANCE | 2016 IN REVIEW | CLUB HISTORY | POSTSEASON HISTORY | PLAYER DEVELOPMENT | 2017 OPPORTUNITY | ANNUAL INFORMATION

GUZMAN, KEVIN

RHP

HEIGHT 6-3 | WEIGHT 165 | BATS RIGHT | THROWS RIGHT

BORN NOVEMBER 6, 1994 IN MARACAY, VEN | SCHOOL NO SCHOOL

ACQUIRED FROM DODGERS WITH VICTOR ARAUJO AND JEFF BRIGHAM IN EXCHANGE FOR MAT LATOS ON JULY 30, 2015

SIGNED BY PEDRO AVILA AND FRANCISCO CARTAYA (DODGERS)

YEAR TEAM	W-L	ERA	G	GS	CG	SHO	SV	IP	H	R	ER	HR	HB	BB	SO	WP	BK	AVG
2013 DSL Dodgers	3-5	2.34	13	8	0	0	1	42.1	40	14	11	1	0	7	32	3	2	.247
2014 AZL Dodgers	3-4	3.33	12	12	1	0	0	54.0	50	31	20	4	1	12	48	3	1	.239
2015 Great Lakes	5-7	3.90	17	15	1	0	0	83.0	94	45	36	5	2	29	62	2	4	.294
GCL Marlins	3-1	5.12	5	4	0	0	0	19.1	22	11	11	1	0	4	20	1	0	.282
2016 Greensboro	1-4	3.90	7	5	0	0	0	27.2	22	18	12	1	6	8	28	3	0	.212
MILB Totals	15-21	3.58	54	44	2	0	1	226.1	228	119	90	12	9	60	190	12	7	.261

HAYNAL, BRAD

INF

HEIGHT 6-3 | WEIGHT 215 | BATS RIGHT | THROWS RIGHT

BORN AUGUST 21, 1991 IN SAN MATEO, CA | SCHOOL SAN DIEGO STATE UNIVERSITY (CA)

ACQUIRED SELECTED IN THE 18TH ROUND OF THE 2014 FIRST-YEAR PLAYER DRAFT; SIGNED ON JUNE 9, 2014 | SIGNED BY ROBBY CORSARO (MARLINS)

YEAR TEAM	AVG	G	AB	R	H	2B	3B	HR	RBI	BB	SO	SB	CS	OBP	SLG	OPS	F
2014 Greensboro	.226	13	53	5	12	2	0	1	6	3	12	0	0	.281	.321	.602	3
Batavia	.271	30	118	13	32	6	0	2	21	7	39	0	1	.318	.373	.691	0
2015 Batavia	.274	68	248	30	68	21	0	4	34	30	51	0	0	.362	.407	.769	8
2016 Jupiter	.251	92	335	26	84	17	0	3	48	23	66	2	3	.304	.328	.632	5
MILB Totals	.260	203	754	74	196	46	0	10	109	63	168	2	4	.325	.361	.685	16

HEUREAUX, DANIELSAN

OF

HEIGHT 6-0 | WEIGHT 165 | BATS LEFT | THROWS LEFT

BORN MARCH 22, 2000 IN BANI, DOM | SCHOOL NO SCHOOL

ACQUIRED SIGNED AS AN INTERNATIONAL FREE AGENT ON JULY 2, 2016 | SIGNED BY ALBERT GONZÁLEZ AND SANDY NIN (MARLINS)

YEAR TEAM	AVG	G	AB	R	H	2B	3B	HR	RBI	BB	SO	SB	CS	OBP	SLG	OPS	F
2017 WILL BE HIS FIRST PROFESSIONAL SEASON																	

HIGGINS, TYLER

RHP

HEIGHT 6-3 | WEIGHT 230 | BATS RIGHT | THROWS RIGHT

BORN APRIL 22, 1991 IN SHEPHERD, MI | SCHOOL LANSING COMMUNITY COLLEGE (MI)

ACQUIRED SELECTED IN THE 23RD ROUND OF THE 2011 FIRST-YEAR PLAYER DRAFT; SIGNED ON JUNE 16, 2011 | SIGNED BY KEVIN IBACH (MARLINS)

YEAR TEAM	W-L	ERA	G	GS	CG	SHO	SV	IP	H	R	ER	HR	HB	BB	SO	WP	BK	AVG
2011 GCL Marlins	0-0	27.00	2	0	0	0	0	1.1	2	4	4	1	0	3	1	0	0	.286
2012 GCL Marlins	1-0	3.24	7	0	0	0	2	8.1	4	3	3	0	1	5	8	3	0	.143
Jupiter	1-1	2.36	16	0	0	0	0	26.2	21	10	7	3	1	7	19	6	0	.210
2013 Jupiter	2-7	4.01	45	0	0	0	0	58.1	63	35	26	5	0	26	64	6	0	.268
2014 Jacksonville	2-0	4.97	15	0	0	0	0	29.0	40	18	16	4	2	8	17	1	0	.336
2015 Jupiter	0-0	3.00	16	0	0	0	1	27.0	24	10	9	1	2	2	21	2	0	.238
Jacksonville	0-2	4.18	18	0	0	0	5	23.2	22	11	11	2	0	8	20	2	0	.250
2016 Jacksonville	3-5	3.45	44	0	0	0	0	73.0	65	31	28	6	5	19	45	3	0	.243
MILB Totals	9-15	3.78	163	0	0	0	8	247.1	241	122	104	22	11	78	195	23	0	.255

HILL, TRENTON

LHP

HEIGHT 6-4 | WEIGHT 210 | BATS LEFT | THROWS LEFT

BORN MARCH 10, 1994 IN FORT SMITH, AR | SCHOOL LEE UNIVERSITY (TN)

ACQUIRED SELECTED IN THE 34TH ROUND OF THE 2016 FIRST-YEAR PLAYER DRAFT; SIGNED ON JUNE 21, 2016 | SIGNED BY CHRISTIAN CASTORRI (MARLINS)

YEAR TEAM	W-L	ERA	G	GS	CG	SHO	SV	IP	H	R	ER	HR	HB	BB	SO	WP	BK	AVG
2016 Greensboro	1-0	36.00	1	0	0	0	0	1.0	2	4	4	1	2	0	2	0	0	.400
Batavia	3-1	2.05	17	0	0	0	0	26.1	17	7	6	0	1	16	25	1	0	.183
MILB Totals	4-1	3.29	18	0	0	0	0	27.1	19	11	10	1	3	16	27	1	0	.194

HO, SHAO-PIN

INF

HEIGHT 6-0 | WEIGHT 180 | BATS RIGHT | THROWS RIGHT

BORN JUNE 5, 1994 IN TAIPEI, TWN | SCHOOL NO SCHOOL

ACQUIRED SIGNED AS AN INTERNATIONAL FREE AGENT ON FEBRUARY 14, 2017 | SIGNED BY MIKE BERGER (MARLINS)

YEAR TEAM	AVG	G	AB	R	H	2B	3B	HR	RBI	BB	SO	SB	CS	OBP	SLG	OPS	F
2017 WILL BE HIS FIRST PROFESSIONAL SEASON																	



HOLLOWAY, JORDAN**RHP**

HEIGHT 6-4 | WEIGHT 190 | BATS RIGHT | THROWS RIGHT

BORN JUNE 13, 1996 IN AURORA, CO | SCHOOL RALSTON VALLEY HS (CO)

ACQUIRED SELECTED IN THE 20TH ROUND OF THE 2014 FIRST-YEAR PLAYER DRAFT; SIGNED ON JUNE 18, 2014 | OWNED BY SCOTT STANLEY (MARLINS)

YEAR TEAM	W-L	ERA	G	GS	CG	SHO	SV	IP	H	R	ER	HR	HB	BB	SO	WP	BK	AVG
2014 Batavia	0-2	2.95	11	11	0	0	0	39.2	47	17	13	5	0	12	31	0	0	.320
2015 Greensboro	3-6	5.20	20	17	0	0	0	91.2	107	59	53	9	3	29	71	13	0	.288
Jupiter	3-1	2.92	7	7	0	0	0	37.0	32	16	12	2	1	18	29	4	0	.237
2016 Greensboro	5-0	1.36	16	0	0	0	2	46.1	24	8	7	4	1	20	43	6	0	.156
Jupiter	2-2	1.00	19	1	0	0	2	45.0	34	7	5	0	1	12	36	1	0	.213
MILB Totals	13-11	3.12	73	36	0	0	4	259.2	244	107	90	20	6	91	210	24	0	.252

HOLMES, BEN**LHP**

HEIGHT 6-1 | WEIGHT 195 | BATS LEFT | THROWS LEFT

BORN SEPTEMBER 12, 1991 IN CLACKAMAS, OR | SCHOOL OREGON STATE UNIVERSITY

ACQUIRED SIGNED AS MINOR LEAGUE FREE AGENT ON JUNE 11, 2014 | OWNED BY GABE SANDY (MARLINS)

YEAR TEAM	W-L	ERA	G	GS	CG	SHO	SV	IP	H	R	ER	HR	HB	BB	SO	WP	BK	AVG
2014 Batavia	0-2	2.95	11	11	0	0	0	39.2	47	17	13	5	0	12	31	0	0	.320
2015 Greensboro	3-6	5.20	20	17	0	0	0	91.2	107	59	53	9	3	29	71	13	0	.288
Jupiter	3-1	2.92	7	7	0	0	0	37.0	32	16	12	2	1	18	29	4	0	.237
2016 Greensboro	5-0	1.36	16	0	0	0	2	46.1	24	8	7	4	1	20	43	6	0	.156
Jupiter	2-2	1.00	19	1	0	0	2	45.0	34	7	5	0	1	12	36	1	0	.213
MILB Totals	13-11	3.12	73	36	0	0	4	259.2	244	107	90	20	6	91	210	24	0	.252

HOOVER, CHEVIE**RHP**

HEIGHT 6-3 | WEIGHT 240 | BATS RIGHT | THROWS RIGHT

BORN OCTOBER 18, 1993 IN TULLAHOOMA, TN | SCHOOL TENNESSEE WESLEYAN UNIVERSITY

ACQUIRED SELECTED IN THE 32ND ROUND OF THE 2016 FIRST-YEAR PLAYER DRAFT; SIGNED ON JUNE 21, 2016 | OWNED BY CHRISTIAN CASTORRI (MARLINS)

YEAR TEAM	W-L	ERA	G	GS	CG	SHO	SV	IP	H	R	ER	HR	HB	BB	SO	WP	BK	AVG
2016 Batavia	0-0	2.45	7	0	0	0	0	11.0	11	3	3	0	0	5	10	1	0	.289

HOVIS, REILLY**RHP**

HEIGHT 6-3 | WEIGHT 195 | BATS RIGHT | THROWS RIGHT

BORN OCTOBER 27, 1993 IN CHARLOTTE, NC | SCHOOL UNIVERSITY OF NORTH CAROLINA

ACQUIRED SELECTED IN THE NINTH ROUND OF THE 2015 FIRST-YEAR PLAYER DRAFT; SIGNED ON JUNE 12, 2015 | OWNED BY JOEL MATTHEWS (MARLINS)

YEAR TEAM	W-L	ERA	G	GS	CG	SHO	SV	IP	H	R	ER	HR	HB	BB	SO	WP	BK	AVG
2015	- DID NOT PLAY - INJURED -																	
2016 Batavia	2-4	5.36	17	7	0	0	0	47	56	30	28	4	2	11	39	6	0	.287

JACOME, JUSTIN**LHP**

HEIGHT 6-6 | WEIGHT 230 | BATS LEFT | THROWS LEFT

BORN OCTOBER 19, 1993 IN FONTANA, CA | SCHOOL UNIVERSITY OF CALIFORNIA - SANTA BARBARA

ACQUIRED SELECTED IN THE FIFTH ROUND OF THE 2015 FIRST-YEAR PLAYER DRAFT; SIGNED ON JUNE 12, 2015 | OWNED BY TIM MCDONNELL (MARLINS)

YEAR TEAM	W-L	ERA	G	GS	CG	SHO	SV	IP	H	R	ER	HR	HB	BB	SO	WP	BK	AVG
2015 Batavia	0-1	2.48	12	11	0	0	0	32.2	37	13	9	1	1	7	29	4	1	.289
2016 Greensboro	1-5	3.72	21	16	0	0	0	72.2	69	35	30	5	5	36	47	6	1	.256
MILB Totals	1-6	3.33	33	27	0	0	0	105.1	106	48	39	6	6	43	76	10	2	.266

JOHNSON, PATRICK**RHP**

HEIGHT 5-10 | WEIGHT 170 | BATS RIGHT | THROWS RIGHT

BORN AUGUST 14, 1988 IN HICKORY, NC | SCHOOL UNIVERSITY OF NORTH CAROLINA

ACQUIRED SELECTED IN TRIPLE-A PHASE OF 2015 RULE 5 DRAFT | SIGNED BY JAY MATTHEWS (ROCKIES)

YEAR TEAM	W-L	ERA	G	GS	CG	SHO	SV	IP	H	R	ER	HR	HB	BB	SO	WP	BK	AVG
2011 Casper	0-4	5.35	10	6	0	0	0	33.2	37	23	20	2	6	17	28	4	3	.285
2012 Grand Junction	1-2	4.46	26	3	0	0	0	40.1	46	24	20	5	7	20	53	2	0	.284
2013 Asheville	3-3	2.83	25	0	0	0	0	28.2	20	11	9	1	2	17	37	4	0	.198
Modesto	1-1	4.41	12	0	0	0	0	16.1	14	13	8	1	0	7	23	1	0	.230
2014	- PLAYED IN INDEPENDENT LEAGUE -																	
2015	- PLAYED IN INDEPENDENT LEAGUE -																	
2016 Jacksonville	8-7	3.37	31	21	0	0	0	128.1	120	55	48	15	5	33	113	2	1	.253
MILB Totals	13-17	3.82	104	30	0	0	0	247.1	237	126	105	24	20	94	254	13	4	.255



JONES, ALEX

C

HEIGHT 6-2 | WEIGHT 215 | BATS RIGHT | THROWS RIGHT

BORN FEBRUARY 16, 1993 IN CHATTANOOGA, TN | SCHOOL SPRING HILL COLLEGE (AL)

ACQUIRED SIGNED AS A NON-DRAFTED FREE AGENT ON JULY 1ST, 2016 | SIGNED BY MARK WILLOUGHBY (MARLINS)

YEAR TEAM	AVG	G	AB	R	H	2B	3B	HR	RBI	BB	SO	SB	CS	OBP	SLG	OPS	E
2016 Batavia	.309	17	55	5	17	4	0	0	5	5	11	0	0	.367	.382	.749	1

JONES, THOMAS

OF

HEIGHT 6-2 | WEIGHT 215 | BATS RIGHT | THROWS RIGHT

BORN FEBRUARY 16, 1993 IN CHATTANOOGA, TN | SCHOOL SPRING HILL COLLEGE (AL)

ACQUIRED SIGNED AS A NON-DRAFTED FREE AGENT ON JULY 1ST, 2016 | SIGNED BY BLAKE NEWSOME (MARLINS)

YEAR TEAM	AVG	G	AB	R	H	2B	3B	HR	RBI	BB	SO	SB	CS	OBP	SLG	OPS	E
2016 GCL Marlins	.234	19	64	11	15	3	1	0	6	11	20	6	2	.380	.313	.693	2

KELLER, KYLE

RHP

HEIGHT 6-4 | WEIGHT 200 | BATS RIGHT | THROWS RIGHT

BORN APRIL 28, 1993 IN METAIRIE, LA | SCHOOL SOUTHEASTERN LOUISIANA UNIVERSITY

ACQUIRED SELECTED IN THE 18TH ROUND OF THE 2015 FIRST-YEAR PLAYER DRAFT; SIGNED ON JUNE 14, 2015 | SIGNED BY MARK WILLOUGHBY (MARLINS)

YEAR TEAM	W-L	ERA	G	GS	CG	SHO	SV	IP	H	R	ER	HR	HB	BB	SO	WP	BK	AVG
2015 Greensboro	0-0	9.35	6	0	0	0	0	8.2	12	9	9	1	1	7	15	0	0	.324
Jupiter	0-0	0.00	1	0	0	0	0	1.1	1	0	0	0	0	1	0	0	0	.250
Batavia	0-3	5.19	10	0	0	0	0	17.1	17	11	10	0	2	9	19	1	0	.246
2016 Greensboro	3-2	3.35	29	0	0	0	1	45.2	40	19	17	4	3	13	57	2	0	.233
MLB Totals	3-5	4.44	46	0	0	0	1	73.0	70	39	36	5	6	30	91	3	0	.248

KING, MICHAEL

RHP

HEIGHT 6-3 | WEIGHT 204 | BATS RIGHT | THROWS RIGHT

BORN MAY 25, 1995 IN ROCHESTER, NY | SCHOOL BOSTON COLLEGE

ACQUIRED SELECTED IN THE 12TH ROUND OF THE 2016 FIRST-YEAR PLAYER DRAFT; SIGNED ON JUNE 21, 2016 | SIGNED BY STEVE PAYNE (MARLINS)

YEAR TEAM	W-L	ERA	G	GS	CG	SHO	SV	IP	H	R	ER	HR	HB	BB	SO	WP	BK	AVG
2016 GCL Marlins	1-1	10.80	4	0	0	0	0	5.0	11	6	6	0	0	2	3	0	0	.440
Batavia	2-2	3.38	10	1	0	0	1	21.1	22	8	8	0	1	6	15	3	0	.278
Greensboro	0-0	0.00	1	0	0	0	0	4.1	4	2	0	0	0	1	2	0	0	.235
MLB Totals	3-3	4.11	15	1	0	0	1	30.2	37	16	14	0	1	9	20	3	0	.306

KINLEY, JEFF

LHP

HEIGHT 6-1 | WEIGHT 195 | BATS LEFT | THROWS LEFT

BORN FEBRUARY 15, 1992 IN SAGINAW, MI | SCHOOL MICHIGAN STATE UNIVERSITY

ACQUIRED SELECTED IN THE 28TH ROUND OF THE 2015 FIRST-YEAR PLAYER DRAFT; SIGNED ON JUNE 14, 2015 | SIGNED BY ERICK BROCK (MARLINS)

YEAR TEAM	W-L	ERA	G	GS	CG	SHO	SV	IP	H	R	ER	HR	HB	BB	SO	WP	BK	AVG
2015 Batavia	0-0	11.81	5	0	0	0	0	5.1	11	11	7	0	0	3	6	1	0	.407
GCL Marlins	2-0	0.84	5	0	0	0	1	10.2	7	1	1	0	0	2	9	0	0	.189
Greensboro	0-1	3.66	9	0	0	0	0	19.2	18	8	8	3	1	2	20	2	0	.237
2016 Jupiter	0-0	16.20	1	0	0	0	0	1.2	5	3	3	1	0	0	1	0	0	.556
Greensboro	5-2	2.77	32	0	0	0	0	55.1	39	17	17	5	2	27	49	5	0	.203
MLB Totals	7-3	3.50	52	0	0	0	1	92.2	80	40	36	9	3	34	85	8	0	.235

KINLEY, TYLER

RHP

HEIGHT 6-4 | WEIGHT 205 | BATS RIGHT | THROWS RIGHT

BORN JANUARY 31, 1991 IN PLANTATION, FL | SCHOOL BARRY UNIVERSITY (FL)

ACQUIRED SELECTED IN THE 16TH ROUND OF THE 2013 FIRST-YEAR PLAYER DRAFT; SIGNED ON JUNE 10, 2013 | SIGNED BY LAZARO LLANES (MARLINS)

YEAR TEAM	W-L	ERA	G	GS	CG	SHO	SV	IP	H	R	ER	HR	HB	BB	SO	WP	BK	AVG	
2013 GCL Marlins	0-1	4.50	6	2	0	0	0	12.0	15	8	6	0	0	7	5	0	1	.306	
Batavia	0-0	22.50	1	0	0	0	0	2.0	6	5	5	0	0	1	1	0	0	.545	
2014 Greensboro	3-1	2.70	28	0	0	0	0	10	30.0	20	12	9	3	3	10	30	2	0	.183
2015 GCL Marlins	1-0	0.00	2	1	0	0	0	3.0	2	0	0	0	0	0	3	0	0	.200	
Jupiter	1-3	3.25	31	0	0	0	11	44.1	40	17	16	1	2	11	38	5	1	.247	
2016 Jacksonville	2-2	3.96	36	0	0	0	5	50.0	44	23	22	3	3	20	51	9	0	.230	
New Orleans	0-2	7.45	8	0	0	0	1	9.2	13	14	8	1	1	9	12	4	0	.317	
MLB Totals	7-9	3.93	112	3	0	0	27	151.0	140	79	66	8	9	58	140	20	2	.244	



KJERSTAD, DEXTER

OF

HEIGHT 6-1 | WEIGHT 210 | BATS RIGHT | THROWS RIGHT

BORN JANUARY 19, 1992 IN AMARILLO, TX | SCHOOL UNIVERSITY OF LOUISIANA - LAFAYETTE

ACQUIRED SIGNED AS A MINOR LEAGUE FREE AGENT ON DECEMBER 11, 2015 | SIGNED BY TRAVIS EZI (ROYALS)

YEAR TEAM	AVG	G	AB	R	H	2B	3B	HR	RBI	BB	SO	SB	CS	OBP	SLG	OPS	E
2014 Lexington Legends	.275	80	276	33	76	14	5	6	33	18	59	9	6	.336	.428	.764	5
2015 Wilmington	.247	51	158	12	39	3	1	2	15	7	47	6	5	.288	.316	.604	1
2016 Jupiter	.227	124	462	64	105	17	5	15	55	29	132	9	7	.291	.383	.674	5
MILB Totals	.246	255	896	109	220	34	11	23	103	54	238	24	18	.304	.385	.689	11

KNAPP, AARON

OF

HEIGHT 5-10 | WEIGHT 175 | BATS LEFT | THROWS RIGHT

BORN NOVEMBER 4, 1994 IN ROSEVILLE, CA | SCHOOL UNIVERSITY OF CALIFORNIA AT BERKELEY

ACQUIRED SIGNED AS A MINOR LEAGUE FREE AGENT ON JUNE 21, 2016 | SIGNED BY JOHN HUGHES (MARLINS)

YEAR TEAM	AVG	G	AB	R	H	2B	3B	HR	RBI	BB	SO	SB	CS	OBP	SLG	OPS	E
2016 Batavia	.253	60	217	31	55	7	2	1	21	25	56	19	7	.339	.318	.657	3

KICKHAM, MIKE

LHP

HEIGHT 6-4 | WEIGHT 220 | BATS LEFT | THROWS LEFT

BORN DECEMBER 12, 1988 IN ST. LOUIS, MO | SCHOOL MISSOURI STATE UNIVERSITY

ACQUIRED SIGNED AS A MINOR LEAGUE FREE AGENT ON FEBRUARY 7, 2017 | SIGNED BY HUGH WALKER (GIANTS)

YEAR TEAM	W-L	ERA	G	GS	CG	SHO	SV	IP	H	R	ER	HR	HB	BB	SO	WP	BK	AVG
2010 AZL Giants	0-0	11.57	3	0	0	0	0	2.1	4	3	3	0	0	2	3	0	0	.400
2011 Augusta	5-10	4.11	21	21	0	0	0	111.2	112	58	51	9	3	37	103	8	1	.261
2012 Richmond	11-10	3.05	28	27	1	1	0	150.2	119	57	51	8	2	75	137	9	3	.219
2013 Fresno	7-7	4.31	20	20	0	0	0	110.2	105	60	53	9	0	49	90	1	0	.250
SAN FRANCISCO	0-3	10.16	12	3	0	0	0	28.1	46	34	32	8	0	10	29	2	0	.351
2014 Fresno	8-8	4.43	27	27	0	0	0	148.1	171	92	73	8	5	64	131	10	0	.290
SAN FRANCISCO	0-0	22.50	2	0	0	0	0	2.0	8	5	5	1	0	1	1	0	0	.533
2015 Tacoma	0-2	7.29	5	5	0	0	0	21.0	18	17	17	3	2	28	12	0	0	.243
Round Rock	1-0	6.00	7	0	0	0	0	6.0	3	4	4	0	2	7	4	1	0	.150
2016 Richmond	0-1	6.75	6	0	0	0	0	10.2	20	10	8	0	0	4	7	1	0	.392
MILB Totals	32-38	4.17	117	100	1	1	0	561.1	552	301	260	37	14	266	487	30	4	.258
MILB Totals	0-3	10.98	14	3	0	0	0	30.1	54	39	37	9	0	11	30	2	0	.370

KOLEK, TYLER

RHP

HEIGHT 6-5 | WEIGHT 250 | BATS RIGHT | THROWS RIGHT

BORN DECEMBER 15, 1995 IN SHEPHERD, TX | SCHOOL SHEPHERD HS (TX)

ACQUIRED SELECTED IN THE FIRST ROUND (2ND OVERALL) OF THE 2014 FIRST-YEAR PLAYER DRAFT; SIGNED ON JUNE 16, 2014 | SIGNED BY RYAN WARDINSKY (MARLINS)

YEAR TEAM	W-L	ERA	G	GS	CG	SHO	SV	IP	H	R	ER	HR	HB	BB	SO	WP	BK	AVG
2014 GCL Marlins	0-3	4.50	9	8	0	0	0	22.0	22	17	11	0	2	13	18	2	1	.275
2015 Greensboro	4-10	4.56	25	25	0	0	0	108.2	108	70	55	7	13	61	81	18	1	.258
2016	- DID NOT PLAY - INJURED -																	
MILB Totals	4-13	4.55	34	33	0	0	0	130.2	130	87	66	7	15	74	99	20	2	.261

LARA, GARVIS

INF

HEIGHT 6-1 | WEIGHT 170 | BATS LEFT | THROWS RIGHT

BORN MAY 19, 1996 IN BANI, DOM | SCHOOL NO SCHOOL

ACQUIRED SIGNED AS A MINOR LEAGUE FREE AGENT ON JULY 13, 2013 | SIGNED BY ALBERT GONZÁLEZ AND SANDY NIN (MARLINS)

YEAR TEAM	AVG	G	AB	R	H	2B	3B	HR	RBI	BB	SO	SB	CS	OBP	SLG	OPS	E
2014 DSL Marlins	.237	54	219	34	52	6	5	0	17	14	54	8	8	.293	.311	.604	19
2015 GCL Marlins	.281	53	192	27	54	3	5	0	16	17	41	13	2	.336	.349	.685	19
2016 Batavia	.065	9	31	2	2	0	0	0	1	3	11	0	0	.147	.065	.212	3
MILB Totals	.244	116	442	63	108	9	10	0	34	34	106	21	10	.302	.310	.612	41

LARA, YEREMIN

RHP

HEIGHT 6-1 | WEIGHT 160 | BATS RIGHT | THROWS RIGHT

BORN NOVEMBER 6, 1998 IN SANTO DOMINGO CENTRO, DOM | SCHOOL NO SCHOOL

ACQUIRED SIGNED AS A FREE AGENT ON SEPTEMBER 8, 2015 | SIGNED BY ALBERT GONZÁLEZ AND SANDY NIN (MARLINS)

YEAR TEAM	W-L	ERA	G	GS	CG	SHO	SV	IP	H	R	ER	HR	HB	BB	SO	WP	BK	AVG
2016 DSL Marlins	0-5	2.73	11	0	0	0	1	29.2	36	23	9	1	3	10	20	11	0	.290



LAZO, RAUDEL

LHP

HEIGHT 5-9 | WEIGHT 180 | BATS LEFT | THROWS LEFT

BORN APRIL 12, 1989 IN PINAR DEL RIO, CUB | SCHOOL NO SCHOOL

ACQUIRED SIGNED AS A FREE AGENT ON NOVEMBER 18, 2011 | SIGNED BY ALBERT GONZÁLEZ (MARLINS)

YEAR TEAM	W-L	ERA	G	GS	CG	SHO	SV	IP	H	R	ER	HR	HB	BB	SO	WP	BK	AVG
2012 New Orleans	0-0	0.00	1	0	0	0	0	0.1	0	0	0	0	0	0	0	0	0	.000
Jupiter	7-1	2.44	41	0	0	0	3	59.0	53	17	16	4	0	16	61	3	2	.243
2013 Jacksonville	1-0	0.00	5	0	0	0	1	7.0	3	0	0	0	0	1	9	0	0	.130
2014 GCL Marlins	0-0	3.60	5	3	0	0	0	5.0	2	2	2	2	0	0	5	0	0	.118
Jupiter	0-0	9.00	3	0	0	0	0	3.0	3	3	3	0	0	2	1	0	0	.273
2015 Jupiter	1-1	1.50	8	0	0	0	1	12.0	7	2	2	0	0	2	12	0	0	.171
Jacksonville	3-2	2.15	18	0	0	0	0	29.1	29	11	7	2	1	7	32	0	0	.261
Miami	0-0	3.18	7	0	0	0	0	5.2	5	2	2	1	0	2	5	0	0	.238
2016 Jupiter	0-1	5.40	8	2	0	0	0	8.1	9	5	5	1	0	1	9	2	0	.273
Jacksonville	0-1	3.09	10	0	0	0	2	11.2	10	4	4	0	1	1	8	0	0	.238
New Orleans	2-0	1.78	24	0	0	0	2	30.1	28	10	6	1	2	10	27	0	0	.237
MLB Totals	14-6	2.44	123	5	0	0	9	166.0	144	54	45	10	4	40	164	5	2	.234
MLB Totals	0-0	3.18	7	0	0	0	0	5.2	5	2	2	1	0	3	5	0	0	.238

LEBRON, OMAR

LHP

HEIGHT 6-0 | WEIGHT 175 | BATS LEFT | THROWS LEFT

BORN APRIL 11, 1999 IN SANTO DOMINGO, DOM | SCHOOL NO SCHOOL

ACQUIRED SIGNED AS AN INTERNATIONAL FREE AGENT ON JULY 2, 2016 | SIGNED BY ALBERT GONZÁLEZ AND SANDY NIN (MARLINS)

YEAR TEAM	W-L	ERA	G	GS	CG	SHO	SV	IP	H	R	ER	HR	HB	BB	SO	WP	BK	AVG
2017 WILL BE HIS FIRST PROFESSIONAL SEASON																		

LEE, DYLAN

LHP

HEIGHT 6-4 | WEIGHT 210 | BATS LEFT | THROWS LEFT

BORN AUGUST 1, 1994 IN DINUBA, CA | SCHOOL FRESNO STATE UNIVERSITY

ACQUIRED SIGNED AS A MINOR LEAGUE FREE AGENT ON JUNE 11, 2016 | SIGNED BY JOHN HUGHES (MARLINS)

YEAR TEAM	W-L	ERA	G	GS	CG	SHO	SV	IP	H	R	ER	HR	HB	BB	SO	WP	BK	AVG
2016 GCL Marlins	0-0	3.00	4	0	0	0	0	6.0	3	2	2	0	0	2	6	2	0	.136
Batavia	0-1	2.35	9	6	0	0	1	23.0	18	9	6	0	2	7	7	1	1	.220
MLB Totals	0-1	2.48	13	6	0	0	1	29.0	21	11	8	0	2	9	13	3	1	.202

LILEK, BRETT

LHP

HEIGHT 6-4 | WEIGHT 195 | BATS LEFT | THROWS LEFT

BORN AUGUST 10, 1993 IN HAZEL CREST, IL | SCHOOL ARIZONA STATE UNIVERSITY

ACQUIRED SELECTED IN THE SECOND ROUND OF THE 2015 FIRST-YEAR PLAYER DRAFT; SIGNED ON JUNE 12, 2015 | SIGNED BY SCOTT STANLEY (MARLINS)

YEAR TEAM	W-L	ERA	G	GS	CG	SHO	SV	IP	H	R	ER	HR	HB	BB	SO	WP	BK	AVG
2015 Batavia	1-2	3.34	11	10	0	0	0	35.0	30	14	13	1	2	7	43	1	0	.231
2016 Greensboro	0-1	5.06	7	5	0	0	0	16.0	19	11	9	1	3	16	13	6	0	.311
MLB Totals	1-3	3.88	18	15	0	0	0	51.0	49	25	22	2	5	23	56	7	0	.257

LIRIANO, EDIN

LHP

HEIGHT 6-4 | WEIGHT 185 | BATS SWITCH | THROWS LEFT

BORN JUNE 25, 1997 IN SANTO DOMINGO, DOM | SCHOOL NO SCHOOL

ACQUIRED SIGNED AS AN INTERNATIONAL FREE AGENT ON NOVEMBER 4, 2014 | SIGNED BY ALBERT GONZÁLEZ AND SANDY NIN (MARLINS)

YEAR TEAM	W-L	ERA	G	GS	CG	SHO	SV	IP	H	R	ER	HR	HB	BB	SO	WP	BK	AVG
2015 DSL Marlins	1-3	3.52	9	1	0	0	1	23.0	19	11	9	1	1	10	17	5	0	.235
2016 DSL Marlins	0-6	3.75	11	9	0	0	0	50.1	52	28	21	0	0	14	32	6	0	.264
MLB Totals	1-9	3.68	20	10	0	0	1	73.1	71	39	30	1	1	24	49	11	0	.255



LOMBARDOZZI, STEVE

INF

HEIGHT 6-0 | WEIGHT 195 | BATS SWITCH | THROWS RIGHT

BORN SEPTEMBER 20, 1988 IN EDINA, MN | SCHOOL: ST. PETERSBURG COLLEGE (FL)

ACQUIRED: SIGNED AS A MINOR LEAGUE FREE AGENT ON FEBRUARY 20, 2017 | SIGNED BY: PAUL TINNELL (NATIONALS)

YEAR	TEAM	AVG	G	AB	R	H	2B	3B	HR	RBI	BB	SO	SB	CS	OBP	SLG	OPS	F
2008	GCL Nationals	.283	48	152	23	43	4	1	0	24	21	32	4	1	.371	.322	.693	8
2009	Hagerstown	.296	128	496	90	147	26	7	3	58	62	80	16	7	.375	.395	.770	8
2010	Potomac	.293	110	440	71	129	30	9	1	38	49	60	20	10	.370	.409	.779	6
	Harrisburg	.295	27	105	19	31	5	2	5	11	12	15	4	2	.373	.524	.897	3
2011	Harrisburg	.309	65	262	40	81	12	7	4	23	18	38	16	3	.366	.454	.820	2
	Syracuse	.310	69	294	46	91	13	2	4	29	21	40	14	5	.354	.408	.762	0
	WASHINGTON	.194	13	31	3	6	1	0	0	1	1	4	0	0	.219	.226	.445	1
2012	WASHINGTON	.273	126	384	40	105	16	3	3	27	19	46	5	3	.317	.354	.671	4
2013	WASHINGTON	.259	118	290	25	75	15	1	2	22	8	34	4	3	.278	.338	.616	3
2014	BALTIMORE	.288	20	73	6	21	1	1	0	2	0	14	1	0	.297	.329	.626	1
	Norfolk Tides	.270	78	270	26	73	9	1	0	30	17	32	6	4	.307	.311	.618	6
2015	PITTSBURGH	.000	12	10	1	0	0	0	0	0	1	4	0	0	.091	.000	.091	0
	Indianapolis	.282	97	355	30	100	15	0	0	37	32	40	14	4	.347	.324	.671	22
	Syracuse	.253	62	225	24	57	7	1	0	7	15	27	3	0	.299	.293	.592	6
	MILB Totals	.289	684	2599	369	752	121	30	17	257	247	364	97	36	.354	.379	.732	64
	MILB Totals	.263	289	788	75	207	33	5	5	52	29	102	10	6	.294	.336	.631	9

LOPEZ, JAVIER

INF

HEIGHT 6-3 | WEIGHT 180 | BATS RIGHT | THROWS RIGHT

BORN SEPTEMBER 13, 1994 IN SAN GREGORIO DE NIGUA, DOM | SCHOOL: NO SCHOOL

ACQUIRED: SIGNED AS A MINOR LEAGUE FREE AGENT ON NOVEMBER 21, 2011 | SIGNED BY: ALBERT GONZÁLEZ, ALIX MARTINEZ AND SANDY NIN (MARLINS)

YEAR	TEAM	AVG	G	AB	R	H	2B	3B	HR	RBI	BB	SO	SB	CS	OBP	SLG	OPS	F
2012	DSL Marlins	.208	50	207	24	43	10	0	1	13	16	47	4	7	.271	.271	.542	23
2013	Batavia	.174	45	155	14	27	4	3	1	13	13	47	1	2	.243	.258	.501	18
2014	Greensboro	.205	26	117	11	24	11	0	0	9	4	20	0	0	.238	.299	.537	12
	GCL Marlins	.231	4	13	0	3	0	0	0	1	1	1	0	0	.286	.231	.517	0
	Batavia	.234	45	175	22	41	7	3	0	8	8	38	3	1	.279	.309	.588	17
2015	GCL Marlins	.250	31	108	10	27	4	2	0	13	7	20	2	3	.297	.324	.621	9
	Batavia	.148	8	27	4	4	0	0	0	2	2	9	0	0	.233	.148	.381	0
2016	Batavia	.221	45	145	13	32	4	3	0	12	10	27	3	1	.278	.290	.568	6
	MILB Totals	.212	254	947	98	201	40	11	2	71	61	209	13	14	.267	.284	.551	85

LOVETT, JAMES

C

HEIGHT 6-3 | WEIGHT 200 | BATS RIGHT | THROWS RIGHT

BORN MAY 27, 1994 IN WELLINGTON, FL | SCHOOL: NORTH CAROLINA WESLEYAN

ACQUIRED: SIGNED AS A MINOR LEAGUE FREE AGENT ON AUGUST 5, 2016 | SIGNED BY: BLAKE NEWSOME (MARLINS)

YEAR	TEAM	AVG	G	AB	R	H	2B	3B	HR	RBI	BB	SO	SB	CS	OBP	SLG	OPS	F
2016	GCL Marlins	.000	3	12	0	0	0	0	0	0	1	2	0	0	.077	.000	.077	0

LUSIGNAN, COLBY

OF

HEIGHT 6-4 | WEIGHT 230 | BATS LEFT | THROWS RIGHT

BORN NOVEMBER 15, 1992 IN SORRENTO, FL | SCHOOL: LANDER UNIVERSITY

ACQUIRED: SELECTED IN THE 28TH ROUND OF THE 2016 FIRST-YEAR PLAYER DRAFT; SIGNED ON JUNE 16, 2016 | SIGNED BY: BLAKE NEWSOME (MARLINS)

YEAR	TEAM	AVG	G	AB	R	H	2B	3B	HR	RBI	BB	SO	SB	CS	OBP	SLG	OPS	F
2016	Batavia	.091	9	33	3	3	1	0	0	6	6	19	0	0	.231	.121	.352	2
	GCL Marlins	.319	31	113	15	36	9	1	2	17	20	35	1	2	.422	.469	.891	0
	MILB Totals	.267	40	146	18	39	10	1	2	23	26	54	1	2	.379	.390	.770	2

MacEACHERN, RYLEY

RHP

HEIGHT 6-2 | WEIGHT 213 | BATS RIGHT | THROWS RIGHT

BORN MAY 27, 1994 IN BOSTON, MA | SCHOOL: STATE UNIVERSITY OF NEW YORK - STONY BROOK

ACQUIRED: SELECTED IN THE 33RD ROUND OF THE 2015 FIRST-YEAR PLAYER DRAFT; SIGNED ON JULY 17, 2015 | SIGNED BY: STEVE PAYNE (MARLINS)

YEAR	TEAM	W-L	FRA	G	GS	CG	SHO	SV	IP	H	R	ER	HR	HB	BB	SO	WP	BK	AVG
2015	Batavia	2-0	2.86	11	0	0	0	1	22.0	12	8	7	0	3	8	27	2	0	.160
2016	Batavia	0-0	0.00	3	0	0	0	0	3.2	1	0	0	0	0	3	0	0	0	.083
	Greensboro	2-1	4.19	20	0	0	0	0	34.1	32	20	16	3	4	13	30	2	0	.242
	MILB Totals	4-1	3.45	34	0	0	0	1	60.0	45	28	23	3	7	24	57	4	0	.205



MARTINEZ, EDGAR**RHP**

HEIGHT 6-1 | WEIGHT 170 | BATS RIGHT | THROWS RIGHT

BORN JULY 13, 1997 IN BAJOS DE HAINA, DOM | SCHOOL NO SCHOOL

ACQUIRED SIGNED AS AN INTERNATIONAL FREE AGENT ON MAY 16, 2016 | SIGNED BY ALBERT GONZÁLEZ, SANDY NIN AND DOMINGO ORTEGA (MARLINS)

YEAR TEAM	W-L	ERA	G	GS	CG	SHO	SV	IP	H	R	ER	HR	HB	BB	SO	WP	BK	AVG
2016 DSL Marlins	0-1	4.50	5	3	0	0	0	16.0	20	11	8	0	1	9	12	8	1	.313

MARTINEZ, LEUDY**RHP**

HEIGHT 6-2 | WEIGHT 180 | BATS RIGHT | THROWS RIGHT

BORN JUNE 9, 2000 IN SANTO DOMINGO, DOM | SCHOOL NO SCHOOL

ACQUIRED SIGNED AS AN INTERNATIONAL FREE AGENT ON JULY 2, 2016 | SIGNED BY ALBERT GONZÁLEZ, SANDY NIN AND DOMINGO ORTEGA (MARLINS)

YEAR TEAM	W-L	ERA	G	GS	CG	SHO	SV	IP	H	R	ER	HR	HB	BB	SO	WP	BK	AVG
2017 WILL BE HIS FIRST PROFESSIONAL SEASON																		

MATEO, ALEJANDRO**RHP**

HEIGHT 6-2 | WEIGHT 200 | BATS RIGHT | THROWS RIGHT

BORN JANUARY 18, 1994 IN HIALEAH, FL | SCHOOL NOVA SOUTHEASTERN UNIVERSITY (FL)

ACQUIRED SIGNED AS A MINOR LEAGUE FREE AGENT ON JUNE 16, 2016 | SIGNED BY ADRIAN PUIG (MARLINS)

YEAR TEAM	W-L	ERA	G	GS	CG	SHO	SV	IP	H	R	ER	HR	HB	BB	SO	WP	BK	AVG
2016 GCL Marlins	0-1	5.40	3	0	0	0	0	3.1	4	2	2	0	0	1	5	1	0	.286
Batavia	2-2	3.91	10	0	0	0	0	23.0	28	11	10	2	1	4	24	0	2	.301
Greensboro	0-0	4.50	4	0	0	0	0	8.0	6	4	4	0	0	4	4	0	0	.207
MLB Totals	2-3	4.19	17	0	0	0	0	34.1	38	17	16	2	1	9	33	1	2	.279

MAZZA, CHRIS**RHP**

HEIGHT 6-4 | WEIGHT 180 | BATS RIGHT | THROWS RIGHT

BORN OCTOBER 17, 1989 IN WALNUT CREEK, CA | SCHOOL MENLO JC (CA)

ACQUIRED SIGNED AS A MINOR LEAGUE FREE AGENT ON SEPTEMBER 17, 2015 | SIGNED BY ELLIOT STRANKMAN (TWINS)

YEAR TEAM	W-L	ERA	G	GS	CG	SHO	SV	IP	H	R	ER	HR	HB	BB	SO	WP	BK	AVG
2012 GCL Twins	2-1	0.60	9	0	0	0	1	15.0	12	4	1	0	0	1	13	0	0	.214
Elizabethton	3-1	3.45	9	0	0	0	0	15.2	15	8	6	1	1	1	15	0	0	.242
2013 Cedar Rapids	0-0	6.23	7	0	0	0	2	8.2	12	6	6	0	0	3	10	2	0	.333
2014 Cedar Rapids	4-4	2.79	25	0	0	0	0	48.1	47	16	15	1	1	11	62	4	0	.254
2015 GCL Twins	0-0	3.00	5	0	0	0	0	6.0	5	2	2	0	0	1	5	0	0	.217
Cedar Rapids	0-0	9.00	2	0	0	0	0	3.0	5	3	3	0	0	2	2	0	0	.385
Jupiter	0-1	3.60	11	0	0	0	3	15.0	12	8	6	1	0	4	11	3	0	.226
2016 Jupiter	1-0	1.20	7	0	0	0	0	15.0	12	3	2	1	6	2	8	2	0	.218
GCL Marlins	1-1	0.00	4	3	0	0	0	5.0	2	1	0	0	0	0	3	0	0	.125
Jacksonville	6-5	4.16	19	14	0	0	0	80.0	78	41	37	8	3	28	51	2	0	.258
MLB Totals	17-13	3.32	98	17	0	0	6	211.2	200	92	78	12	11	53	180	13	0	.250

McKAY, RYAN**RHP**

HEIGHT 6-4 | WEIGHT 195 | BATS RIGHT | THROWS RIGHT

BORN SEPTEMBER 20, 1996 IN MELBOURNE, FL | SCHOOL SATELLITE HS (FL)

ACQUIRED SELECTED IN THE 11TH ROUND OF THE 2015 FIRST-YEAR PLAYER DRAFT; SIGNED ON JUNE 17, 2015 | SIGNED BY DAVE DANGLER (MARLINS)

YEAR TEAM	W-L	ERA	G	GS	CG	SHO	SV	IP	H	R	ER	HR	HB	BB	SO	WP	BK	AVG
2015 GCL Marlins	1-3	4.15	10	7	0	0	0	34.2	42	22	16	0	2	21	17	2	0	.300
2016 Batavia	1-4	5.31	11	11	0	0	0	39.0	42	33	23	4	6	21	26	7	0	.282
GCL Marlins	0-1	3.72	4	1	0	0	0	9.2	15	8	4	1	0	2	7	1	0	.385
MLB Totals	2-8	4.64	25	19	0	0	0	83.1	99	63	43	5	8	44	50	10	0	.302

McWILLIAMS, RICHARD**RHP**

HEIGHT 6-4 | WEIGHT 210 | BATS RIGHT | THROWS RIGHT

BORN APRIL 21, 1993 IN LIVERMORE, CA | SCHOOL CAL POLY POMONA

ACQUIRED SIGNED AS A MINOR LEAGUE FREE AGENT ON JANUARY 23, 2017 | SIGNED BY MIKE BAKER (WHITE SOX)

YEAR TEAM	W-L	ERA	G	GS	CG	SHO	SV	IP	H	R	ER	HR	HB	BB	SO	WP	BK	AVG
2015 AZL White Sox	0-0	0.56	11	0	0	0	2	16.0	6	2	1	0	0	9	11	0	0	.120
2016 Great Falls	0-3	4.18	19	0	0	0	0	23.2	20	12	11	1	6	8	25	0	1	.220
MLB Totals	0-3	2.72	30	0	0	0	2	39.2	26	14	12	1	6	17	36	0	1	.184

MEJIA, HUMBERTO**RHP**

HEIGHT 6-3 | WEIGHT 175 | BATS RIGHT | THROWS RIGHT

BORN MARCH 3, 1997 IN PANAMA CITY, PAN | SCHOOL: NO SCHOOL

ACQUIRED: SIGNED AS A MINOR LEAGUE FREE AGENT ON SEPTEMBER 16, 2013 | TRADED BY LUIS CORDOBA AND ALBERT GONZÁLEZ (MARLINS)

YEAR TEAM	W-L	ERA	G	GS	CG	SHO	SV	IP	H	R	ER	HR	HB	BB	SO	WP	BK	AVG
2015 DSL Marlins	3-3	1.69	13	13	0	0	0	74.2	58	20	14	1	2	14	71	10	0	.216
2016 GCL Marlins	3-3	2.45	10	2	0	0	0	40.1	38	15	11	1	2	8	34	5	0	.247
Batavia	1-2	4.82	3	2	0	0	0	9.1	10	6	5	1	2	2	15	1	0	.286
MILB Totals	7-8	2.17	26	17	0	0	0	124.1	106	41	30	3	6	24	120	16	0	.231

MERCEDES, ENMANUEL**RHP**

HEIGHT 6-3 | WEIGHT 160 | BATS LEFT | THROWS RIGHT

BORN DECEMBER 9, 1997 IN BANI, DOM | SCHOOL: NO SCHOOL

ACQUIRED: SIGNED AS AN INTERNATIONAL FREE AGENT ON OCTOBER 8, 2016 | TRADED BY ALBERT GONZÁLEZ AND SANDY NIN (MARLINS)

YEAR TEAM	W-L	ERA	G	GS	CG	SHO	SV	IP	H	R	ER	HR	HB	BB	SO	WP	BK	AVG
2017 WILL BE HIS FIRST PROFESSIONAL SEASON																		

MERTZ, MICHAEL**RHP**

HEIGHT 6-2 | WEIGHT 220 | BATS RIGHT | THROWS RIGHT

BORN SEPTEMBER 24, 1993 IN NEWARK, DE | SCHOOL: UNIVERSITY OF ILLINOIS

ACQUIRED: SIGNED AS A MINOR LEAGUE FREE AGENT ON JUNE 28, 2016 | TRADED BY BRIAN KRAFT (MARLINS)

YEAR TEAM	W-L	ERA	G	GS	CG	SHO	SV	IP	H	R	ER	HR	HB	BB	SO	WP	BK	AVG
2016 GCL Marlins	0-0	0.00	3	0	0	0	0	4.0	1	0	0	0	0	0	4	0	0	.077
Batavia	1-2	4.44	10	5	0	0	0	24.1	24	13	12	0	2	18	11	5	0	.270
MILB Totals	1-2	3.81	13	5	0	0	0	28.1	25	13	12	0	2	18	15	5	0	.245

MEYER, BEN**RHP**

HEIGHT 6-5 | WEIGHT 180 | BATS RIGHT | THROWS RIGHT

BORN JANUARY 30, 1993 IN MINNEAPOLIS, MN | SCHOOL: UNIVERSITY OF MINNESOTA

ACQUIRED: SELECTED IN THE 29TH ROUND OF THE 2015 FIRST-YEAR PLAYER DRAFT; SIGNED ON JUNE 14, 2015 | SIGNED BY NICK ZUMSANDE (MARLINS)

YEAR TEAM	W-L	ERA	G	GS	CG	SHO	SV	IP	H	R	ER	HR	HB	BB	SO	WP	BK	AVG
2015 Jupiter	0-2	3.18	11	0	0	0	0	22.2	23	9	8	0	2	12	15	2	0	.267
GCL Marlins	0-0	0.00	4	0	0	0	2	7.0	2	0	0	0	1	1	8	1	0	.095
Greensboro	1-0	3.38	2	0	0	0	0	5.1	4	2	2	0	0	1	7	1	0	.200
2016 Greensboro	4-11	3.62	33	10	0	0	1	97.0	93	45	39	11	11	21	94	1	1	.246
MILB Totals	5-13	3.34	50	10	0	0	3	132.0	122	56	49	11	14	35	124	5	1	.242

MILLAN, J.C.**INF**

HEIGHT 6-0 | WEIGHT 185 | BATS RIGHT | THROWS RIGHT

BORN JANUARY 18, 1996 IN HAVANA, CUB | SCHOOL: BROWARD COLLEGE (FL)

ACQUIRED: SIGNED AS A NON-DRAFTED FREE AGENT ON JULY 7, 2016 | SIGNED BY ADRIAN PUIG (MARLINS)

YEAR TEAM	AVG	G	AB	R	H	2B	3B	HR	RBI	BB	SO	SB	CS	OBP	SLG	OPS	E
2016 GCL Marlins	.177	24	79	9	14	2	1	0	8	5	9	2	1	.250	.228	.478	3

MOJICA, LUIS**RHP**

HEIGHT 6-1 | WEIGHT 190 | BATS RIGHT | THROWS RIGHT

BORN FEBRUARY 18, 1998 IN EL SEIBO, DOM | SCHOOL: NO SCHOOL

ACQUIRED: SIGNED AS A MINOR LEAGUE FREE AGENT ON JULY 4, 2014 | SIGNED BY ALBERT GONZÁLEZ, ALIX MARTINEZ AND SANDY NIN (MARLINS)

YEAR TEAM	W-L	ERA	G	GS	CG	SHO	SV	IP	H	R	ER	HR	HB	BB	SO	WP	BK	AVG
2016 DSL Twins	5-2	2.47	14	13	0	0	0	62.0	43	17	17	3	4	22	73	4	1	.197

MOONEY, PETER**INF**

HEIGHT 6-1 | WEIGHT 205 | BATS RIGHT | THROWS RIGHT

BORN AUGUST 19, 1990 IN LOXAHATCHEE, FL | SCHOOL: UNIVERSITY OF SOUTH CAROLINA

ACQUIRED: SIGNED AS A MINOR LEAGUE FREE AGENT ON DECEMBER 15, 2015 | SIGNED BY JOHN HENDRICKS (BLUE JAYS)

YEAR TEAM	AVG	G	AB	R	H	2B	3B	HR	RBI	BB	SO	SB	CS	OBP	SLG	OPS	E	
2011 GCL Blue Jays	.300	3	10	2	3	1	1	0	1	2	2	0	0	.385	.600	.985	0	
Bluefield	.260	21	77	19	20	7	2	1	11	17	13	1	0	.385	.442	.827	3	
Lansing	.360	7	25	3	9	2	2	0	1	5	5	0	1	.467	.600	1.067	2	
2012 - DID NOT PLAY - INJURED -																		
2013 Dunedin	.244	80	262	35	64	8	3	2	22	47	38	6	2	.365	.321	.686	10	
2014 Dunedin	.234	54	184	20	43	8	0	0	15	27	32	1	1	.336	.277	.614	8	
New Hampshire	.161	9	31	2	5	1	0	0	4	1	7	0	0	.188	.194	.381	2	
2015 - PLAYED INDEPENDENT LEAGUE-																		
2016 Jacksonville	.258	119	399	45	103	16	1	4	29	41	44	3	3	.331	.333	.664	8	
MILB Totals	.250	295	995	127	249	43	9	7	86	141	143	11	7	.346	.333	.679	33	



MORA, WINSTON**RHP**

HEIGHT 6-1 | WEIGHT 180 | BATS RIGHT | THROWS RIGHT

BORN OCTOBER 17, 1996 IN MARACAY, VEN | SCHOOL NO SCHOOL

ACQUIRED SIGNED AS AN INTERNATIONAL FREE AGENT ON JULY 2, 2016 | SIGNED BY WILMER CASTILLO AND ALBERT GONZÁLEZ (MARLINS)

YEAR TEAM	W-L	ERA	G	GS	CG	SHO	SV	IP	H	R	ER	HR	HB	BB	SO	WP	BK	AVG
2017 WILL BE HIS FIRST PROFESSIONAL SEASON																		

MORALEZ, ROY**C**

HEIGHT 6-1 | WEIGHT 205 | BATS RIGHT | THROWS RIGHT

BORN JUNE 25, 1995 IN MAYAGUEZ, PUR | SCHOOL COLEGIO ANGEL DAVID HS (PUR)

ACQUIRED SELECTED IN THE 12TH ROUND OF THE 2014 FIRST-YEAR PLAYER DRAFT; SIGNED ON JUNE 17, 2014 | SIGNED BY LAZARO LLANES (MARLINS)

YEAR TEAM	AVG	G	AB	R	H	2B	3B	HR	RBI	BB	SO	SB	CS	OBP	SLG	OPS	E
2014 GCL Marlins	.224	25	76	11	17	3	0	0	7	6	2	0	2	.307	.263	.570	2
2015 Greensboro	.182	14	44	2	8	2	0	0	0	3	5	0	0	.294	.227	.521	2
Batavia	.311	33	122	7	38	3	1	0	14	10	13	0	1	.360	.352	.712	1
2016 Greensboro	.288	60	205	26	59	8	0	1	21	22	23	2	0	.374	.341	.715	4
MLB Totals	.273	132	447	46	122	16	1	1	42	41	43	2	3	.351	.320	.671	9

MOYA, WANDY**RHP**

HEIGHT 6-4 | WEIGHT 160 | BATS RIGHT | THROWS RIGHT

BORN OCTOBER 29, 1997 IN DAJABON, DOM | SCHOOL NO SCHOOL

ACQUIRED SIGNED AS AN MINOR LEAGUE FREE AGENT ON JULY 2, 2015 | SIGNED BY ALBERT GONZÁLEZ AND SANDY NIN (MARLINS)

YEAR TEAM	W-L	ERA	G	GS	CG	SHO	SV	IP	H	R	ER	HR	HB	BB	SO	WP	BK	AVG
2016 DSL Marlins	0-1	12.00	5	0	0	0	0	12.0	19	24	16	1	5	7	8	7	0	.339

NAPPO, GREG**LHP**

HEIGHT 5-10 | WEIGHT 195 | BATS LEFT | THROWS LEFT

BORN AUGUST 25, 1988 IN MADISON, CT | SCHOOL UNIVERSITY OF CONNECTICUT

ACQUIRED SELECTED IN THE 18TH ROUND OF THE 2011 FIRST-YEAR PLAYER DRAFT; SIGNED ON JUNE 15, 2011 | SIGNED BY STEVE PAYNE (MARLINS)

YEAR TEAM	W-L	ERA	G	GS	CG	SHO	SV	IP	H	R	ER	HR	HB	BB	SO	WP	BK	AVG
2011 Jamestown	0-0	0.00	5	2	0	0	0	14.0	4	0	0	0	0	3	22	0	0	.087
Greensboro	4-1	4.61	9	6	0	0	0	41.0	42	23	21	5	0	9	36	3	0	.266
2012 Greensboro	4-4	2.77	40	3	0	0	3	78.0	58	26	24	6	4	24	103	3	0	.201
2013 Jupiter	5-1	1.15	36	0	0	0	1	55.0	42	8	7	0	2	9	56	1	1	.210
New Orleans	0-0	0.00	2	0	0	0	0	2.0	1	0	0	0	0	0	0	0	0	.143
2014 New Orleans	1-0	8.44	5	0	0	0	0	5.1	9	5	5	1	0	4	4	0	0	.375
Jacksonville	2-0	1.74	34	0	0	0	1	46.2	28	9	9	4	2	7	40	1	0	.170
2015 Jacksonville	3-0	2.04	10	1	0	0	0	17.2	12	5	4	1	0	6	25	0	0	.188
New Orleans	2-3	2.66	33	0	0	0	0	47.1	37	14	14	4	0	12	43	0	0	.218
2016 New Orleans	5-6	4.63	26	1	0	0	0	68.0	69	37	35	10	5	33	60	5	0	.262
MLB Totals	26-15	2.86	200	13	0	0	5	375.0	302	127	119	31	13	107	389	13	1	.218

NELSON, JAMES**INF**

HEIGHT 6-2 | WEIGHT 180 | BATS RIGHT | THROWS RIGHT

BORN OCTOBER 18, 1997 IN REX, GA | SCHOOL CISCO JC (TX)

ACQUIRED SELECTED IN THE 15TH ROUND OF THE 2016 FIRST YEAR PLAYER DRAFT, SIGNED ON JUNE 13, 2016 | SIGNED BY BRIAN WARDINSKY (MARLINS)

YEAR TEAM	AVG	G	AB	R	H	2B	3B	HR	RBI	BB	SO	SB	CS	OBP	SLG	OPS	E
2016 GCL Marlins	.284	43	162	26	46	10	0	1	24	14	30	7	3	.344	.364	.708	12

NEUBECK, TRAVIS**RHP**

HEIGHT 6-2 | WEIGHT 180 | BATS LEFT | THROWS RIGHT

BORN MARCH 13, 1995 IN MAPLEWOOD, MN | SCHOOL INDIAN HILLS CC (IA)

ACQUIRED SELECTED IN THE SEVENTH ROUND OF THE 2015 FIRST-YEAR PLAYER DRAFT; SIGNED ON JUNE 11, 2015 | SIGNED BY NICK ZUMSANDE (MARLINS)

YEAR TEAM	W-L	ERA	G	GS	CG	SHO	SV	IP	H	R	ER	HR	HB	BB	SO	WP	BK	AVG
2015 Batavia	1-3	4.03	10	3	0	0	0	29.0	33	19	13	2	2	10	14	3	0	.282
2016 Batavia	2-5	3.78	16	10	0	0	0	47.2	48	32	20	0	3	18	29	5	1	.264
MLB Totals	3-8	3.87	26	13	0	0	0	76.2	81	51	33	2	5	28	43	8	1	.271



NEWELL, RYAN

RHP

HEIGHT 6-2 | WEIGHT 215 | BATS RIGHT | THROWS RIGHT

BORN JUNE 18, 1991 IN FAIRFAX, VA | SCHOOL: SHORTER UNIVERSITY (GA)

ACQUIRED: SELECTED IN THE SEVENTH ROUND OF THE 2012 FIRST-YEAR PLAYER DRAFT; SIGNED ON JUNE 7, 2012 | SIGNED BY: CARMEN CARCONE (MARLINS)

YEAR	TEAM	W-L	ERA	G	GS	CG	SHO	SV	IP	H	R	ER	HR	HB	BB	SO	WP	BK	AVG
2012	GCL Marlins	0-3	2.70	5	4	0	0	0	10.0	8	7	3	0	2	7	11	1	0	.222
	Jamesstown	2-2	5.29	10	3	0	0	0	17.0	14	10	10	1	3	16	16	2	0	.233
2013	Batavia	5-4	2.09	14	14	0	0	0	82.0	60	30	19	1	2	21	75	13	0	.203
2014	Greensboro	8-7	3.36	19	19	1	1	0	109.2	110	48	41	8	2	21	94	13	1	.263
2015	GCL Marlins	0-0	0.00	3	3	0	0	0	11.0	3	0	0	0	0	2	11	0	0	.086
	Jupiter	3-1	2.27	10	10	0	0	0	39.2	35	15	10	0	1	17	38	4	0	.248
2016	Jacksonville	0-0	9.39	2	2	0	0	0	7.2	12	8	8	3	0	3	3	1	0	.343
	GCL Marlins	0-0	0.00	6	4	0	0	0	9.0	5	3	0	0	0	4	11	2	0	.161
	Greensboro	0-2	3.60	2	2	0	0	0	5.0	5	2	2	1	0	1	4	0	0	.263
MLB Totals		18-19	2.88	71	61	1	1	0	291.0	252	123	93	14	10	92	263	36	1	.235

NORWOOD, JOHN

OF

HEIGHT 6-1 | WEIGHT 185 | BATS RIGHT | THROWS RIGHT

BORN SEPTEMBER 24, 1992 IN PEAPACK, NJ | SCHOOL: VANDERBILT UNIVERSITY (TN)

ACQUIRED: SIGNED AS A MINOR LEAGUE FREE AGENT ON AUGUST 5, 2014 | SIGNED BY: MARK WILLOUGHBY (MARLINS)

YEAR	TEAM	AVG	G	AB	R	H	2B	3B	HR	RBI	BB	SO	SB	CS	OBP	SLG	OPS	E
2014	Batavia	.256	20	78	4	20	1	1	0	6	3	25	0	0	.284	.295	.579	1
2015	Greensboro	.233	120	446	53	104	19	2	16	55	42	113	34	14	.304	.392	.696	1
2016	Jupiter	.271	127	469	68	127	24	4	9	50	49	116	14	12	.347	.397	.744	8
MLB Totals		.253	267	993	125	251	44	7	25	111	94	254	48	26	.323	.387	.710	10

NUÑEZ, GERARDO

OF

HEIGHT 6-1 | WEIGHT 180 | BATS RIGHT | THROWS RIGHT

BORN FEBRUARY 6, 1998 IN SÁNCHEZ, DOM | SCHOOL: NO SCHOOL

ACQUIRED: SIGNED AS AN INTERNATIONAL FREE AGENT ON SEPTEMBER 10, 2015 | SIGNED BY: ALBERT GONZÁLEZ (MARLINS)

YEAR	TEAM	AVG	G	AB	R	H	2B	3B	HR	RBI	BB	SO	SB	CS	OBP	SLG	OPS	E
2016	DSL Marlins	.250	7	24	1	6	0	0	0	2	2	7	1	2	.308	.250	.558	4

OLIS, WALKER

OF

HEIGHT 6-0 | WEIGHT 190 | BATS RIGHT | THROWS RIGHT

BORN MAY 4, 1994 IN EVERETT, WA | SCHOOL: UNIVERSITY OF THE PACIFIC (CA)

ACQUIRED: SELECTED IN THE 29TH ROUND OF THE 2016 FIRST-YEAR PLAYER DRAFT; SIGNED ON JUNE 16, 2016 | SIGNED BY: GABE SANDY (MARLINS)

YEAR	TEAM	AVG	G	AB	R	H	2B	3B	HR	RBI	BB	SO	SB	CS	OBP	SLG	OPS	E
2016	GCL Marlins	.245	28	102	17	25	3	2	0	11	15	13	9	2	.361	.314	.675	0
	Batavia	.247	26	97	11	24	3	2	0	5	10	22	9	2	.327	.320	.647	4
MLB Totals		.246	54	199	28	49	6	4	0	16	25	35	18	4	.345	.317	.661	4

OSORIA, ANEURY

RHP

HEIGHT 6-7 | WEIGHT 170 | BATS RIGHT | THROWS RIGHT

BORN NOVEMBER 15, 1993 IN LICEY, DOM | SCHOOL: NO SCHOOL

ACQUIRED: SIGNED AS AN INTERNATIONAL FREE AGENT ON FEBRUARY 1, 2012 | SIGNED BY: ALBERT GONZÁLEZ, HUGO MARTINEZ AND SANDY NIN (MARLINS)

YEAR	TEAM	W-L	ERA	G	GS	CG	SHO	SV	IP	H	R	ER	HR	HB	BB	SO	WP	BK	AVG
2012	DSL Marlins	1-4	8.86	10	4	0	0	0	21.1	26	28	21	1	5	20	17	11	0	.299
2013	- DID NOT PLAY - INJURED -																		
2014	DSL Marlins	1-2	8.68	8	3	0	0	0	18.2	28	19	18	1	4	11	19	6	0	.341
2015	Batavia	1-0	6.75	4	0	0	0	0	5.1	3	5	4	0	1	7	4	4	1	.167
	GCL Marlins	1-2	4.67	10	0	0	0	0	17.1	11	14	9	0	7	9	15	5	1	.186
2016	Jupiter	0-0	0	1	0	0	0	0	1.1	0	0	0	0	0	4	1	0	0	.000
	GCL Marlins	1-2	2.95	12	0	0	0	0	21.1	16	11	7	0	2	8	21	4	0	.206
	Batavia	0-0	7.56	5	0	0	0	0	8.1	13	9	7	0	2	10	3	2	0	.382
MLB Totals		5-10	6.34	50	7	0	0	0	93.2	97	86	66	2	21	69	80	32	2	.269



OTHMAN, SHARIF

C

HEIGHT 5-11 | WEIGHT 195 | BATS SWITCH | THROWS RIGHT

BORN MARCH 23, 1989 IN RIVERSIDE, CA | SCHOOL CALIFORNIA BAPTIST UNIVERSITY

ACQUIRED SELECTED IN THE 32ND ROUND OF THE 2011 FIRST-YEAR PLAYER DRAFT; SIGNED ON JUNE 10, 2011 | SIGNED BY ROBBY CORSARO (MARLINS)

YEAR TEAM	AVG	G	AB	R	H	2B	3B	HR	RBI	BB	SO	SB	CS	OBP	SLG	OPS	E
2011 GCL Marlins	.000	3	11	0	0	0	0	0	0	0	7	0	0	.083	.000	.083	0
Jupiter	.218	24	78	3	17	3	0	1	5	4	20	0	0	.262	.295	.557	1
2012 Jamestown	.181	37	116	15	21	5	1	2	11	9	25	1	0	.240	.293	.533	3
2013 GCL Marlins	.313	5	16	2	5	1	0	0	1	1	3	0	0	.353	.375	.728	1
Batavia	.200	3	10	1	2	0	0	0	1	2	2	0	0	.333	.200	.533	0
Greensboro	.167	17	48	5	8	2	0	2	4	5	13	0	0	.259	.333	.592	2
Jacksonville	.250	2	4	1	1	0	0	0	1	1	2	0	0	.400	.250	.650	0
Jupiter	.250	8	32	5	8	3	0	2	8	2	3	1	0	.294	.531	.825	0
2014 Greensboro	.219	20	73	7	16	3	0	2	9	4	19	0	0	.260	.342	.602	2
Jupiter	.133	29	90	9	12	2	0	3	8	14	26	0	0	.248	.256	.504	2
2015 Jacksonville	.238	83	282	23	67	9	1	3	28	20	68	0	0	.296	.309	.605	4
2016 Jupiter	.050	5	20	0	1	0	0	0	2	0	7	0	0	.050	.050	.100	1
Jacksonville	.176	35	102	9	18	4	2	0	4	8	32	0	0	.236	.255	.491	4
MLB Totals	.200	271	882	80	176	32	4	15	82	70	227	2	0	.263	.296	.559	20

OVALLE, JEREMY

RHP

HEIGHT 6-3 | WEIGHT 185 | BATS RIGHT | THROWS RIGHT

BORN JANUARY 17, 1997 IN SANTO DOMINGO OESTE, DOM | SCHOOL NO SCHOOL

ACQUIRED SIGNED AS AN INTERNATIONAL FREE AGENT ON JULY 23, 2013 | SIGNED BY ALBERT GONZÁLEZ, SANDY NIN AND DOMINGO ORTEGA (MARLINS)

YEAR TEAM	W-L	ERA	G	GS	CG	SHO	SV	IP	H	R	ER	HR	HB	BB	SO	WP	BK	AVG
2014 DSL Marlins	6-2	3.04	16	9	0	0	0	77.0	80	38	26	1	6	24	52	10	0	.270
2015 GCL Marlins	0-0	5.40	1	1	0	0	0	1.2	1	1	1	0	1	0	1	0	0	.167
2016 GCL Marlins	1-0	1.27	11	2	0	0	2	28.1	18	5	4	1	1	9	19	6	0	.194
MLB Totals	7-2	2.61	28	12	0	0	2	107.0	99	44	31	2	8	33	72	16	0	.251

PALACIOS, LUIS

INF

HEIGHT 5-10 | WEIGHT 162 | BATS RIGHT | THROWS RIGHT

BORN JULY 7, 1989 IN ANZOATEGUI, VEN | SCHOOL NO SCHOOL

ACQUIRED SIGNED AS A MINOR LEAGUE FREE AGENT ON JULY 2, 2016 | SIGNED BY WILMER CASTILLO AND ALBERT GONZÁLEZ (MARLINS)

YEAR TEAM	AVG	G	AB	R	H	2B	3B	HR	RBI	BB	SO	SB	CS	OBP	SLG	OPS	E
2017 WILL BE HIS FIRST PROFESSIONAL SEASON																	

PAULINO, DANIEL

OF

HEIGHT 6-1 | WEIGHT 155 | BATS RIGHT | THROWS RIGHT

BORN NOVEMBER 23, 1998 IN NIZAO, DOM | SCHOOL NO SCHOOL

ACQUIRED SIGNED AS A MINOR LEAGUE FREE AGENT ON OCTOBER 6, 2016 | SIGNED BY ALBERT GONZÁLEZ AND SANDY NIN (MARLINS)

YEAR TEAM	AVG	G	AB	R	H	2B	3B	HR	RBI	BB	SO	SB	CS	OBP	SLG	OPS	E
2017 WILL BE HIS FIRST PROFESSIONAL SEASON																	

PAYANO, VICTOR

LHP

HEIGHT 6-5 | WEIGHT 185 | BATS LEFT | THROWS LEFT

BORN OCTOBER 17, 1992 IN SAN JUAN DE LA MAGUANA, DOM | SCHOOL NO SCHOOL

ACQUIRED SIGNED AS A MINOR LEAGUE FREE AGENT ON NOVEMBER 10, 2016 | SIGNED BY RODOLFO ROSARIO (RANGERS)

YEAR TEAM	W-L	ERA	G	GS	CG	SHO	SV	IP	H	R	ER	HR	HB	BB	SO	WP	BK	AVG
2010 DSL Rangers	3-1	3.40	17	12	0	0	0	50.1	44	25	19	3	3	24	52	5	0	.234
2011 Spokane	2-5	5.44	15	9	0	0	0	48.0	53	37	29	7	1	27	43	5	0	.286
2012 Hickory	6-8	4.63	25	20	1	1	1	105.0	97	61	54	8	1	62	97	16	1	.243
2013 Myrtle Beach	5-7	6.29	22	21	0	0	0	87.1	85	64	61	11	0	57	96	5	2	.256
2014 Myrtle Beach	5-8	4.58	29	25	0	0	0	125.2	123	69	64	11	3	90	86	8	0	.258
2015 Frisco	4-4	5.05	29	15	0	0	0	92.2	91	62	52	13	3	64	78	6	0	.255
2016 Frisco	7-6	4.05	19	19	0	0	0	100.0	106	51	45	12	6	44	96	9	1	.270
Round Rock	2-2	5.53	6	4	0	0	0	27.2	17	17	17	4	1	16	20	1	0	.181
MLB Totals	34-41	4.82	162	125	1	1	1	636.2	616	386	341	69	18	384	568	55	4	.254

PEACE, RJ

RHP

HEIGHT 6-2 | WEIGHT 175 | BATS RIGHT | THROWS RIGHT

BORN JUNE 24, 1997 IN SAN DIEGO, CA | SCHOOL SERRANO HS (CA)

ACQUIRED SELECTED IN THE 13TH ROUND OF THE 2015 FIRST-YEAR PLAYER DRAFT; SIGNED ON JUNE 13, 2015 | SIGNED BY JOHN HUGHES (MARLINS)

YEAR TEAM	W-L	ERA	G	GS	CG	SHO	SV	IP	H	R	ER	HR	HB	BB	SO	WP	BK	AVG
2015 GCL Marlins	2-1	2.64	9	6	1	0	0	30.2	33	10	9	0	2	11	19	2	0	.270
2016 GCL Marlins	0-2	2.60	11	0	0	0	1	27.2	22	10	8	4	2	6	17	1	0	.216
2016 Batavia	1-0	6.00	2	0	0	0	0	3.0	4	2	2	1	1	0	3	2	0	.333
MLB Totals	3-3	2.79	22	6	1	0	1	61.1	59	22	19	5	5	17	39	5	0	.250



PEÑA, ERMEL

INF

HEIGHT 6-1 | WEIGHT 170 | BATS RIGHT | THROWS RIGHT

BORN AUGUST 26, 1996 IN SANTO DOMINGO, DOM | SCHOOL NO SCHOOL

ACQUIRED SIGNED AS AN INTERNATIONAL FREE AGENT ON JULY 3, 2013 | SIGNED BY ALBERT GONZÁLEZ AND SANDY NIN (MARLINS)

YEAR TEAM	AVG	G	AB	R	H	2B	3B	HR	RBI	BB	SO	SB	CS	OBP	SLG	OPS	E
2014 DSL Marlins	.240	52	150	21	36	4	2	1	14	13	36	11	5	.315	.313	.628	5
2015	- DID NOT PLAY - INJURED -																
2016	- DID NOT PLAY - INJURED -																
MILB Totals	.240	52	150	21	36	4	2	1	14	13	36	11	5	.315	.313	.629	5

PENA, MIGUEL

LHP

HEIGHT 6-2 | WEIGHT 175 | BATS LEFT | THROWS LEFT

BORN OCTOBER 24, 1990 IN MISSION, TX | SCHOOL SAN JACINTO COLLEGE (TX)

ACQUIRED SIGNED AS A MINOR LEAGUE FREE AGENT ON SEPTEMBER 22, 2016 | SIGNED BY MATT DOREY (RED SOX)

YEAR TEAM	W-L	ERA	G	GS	CG	SHO	SV	IP	H	R	ER	HR	HB	BB	SO	WP	BK	AVG
2011 Lowell	1-0	2.35	5	2	0	0	0	15.1	10	4	4	0	0	3	22	1	1	.185
2012 GCL Red Sox	0-1	4.50	1	0	0	0	0	4.0	3	2	2	0	1	1	4	1	0	.214
2012 Greenville	8-7	2.95	20	19	0	0	0	100.2	95	43	33	7	4	21	91	4	3	.253
2013 Salem	6-7	4.00	15	15	1	0	0	81.0	84	39	36	4	4	27	54	1	0	.274
2013 Portland	1-1	5.60	3	3	0	0	0	17.2	18	11	11	4	0	5	12	1	0	.273
2014 Portland	2-2	6.41	13	13	0	0	0	60.1	75	44	43	6	3	25	47	5	1	.306
2015	- PLAYED IN INDEPENDENT LEAGUE -																	
2016	- PLAYED IN MEXICAN LEAGUE -																	
MILB Totals	18-18	4.16	57	52	1	0	0	279.0	285	143	129	21	12	82	230	13	5	.269

PÉREZ, SAMUEL

RHP

HEIGHT 6-3 | WEIGHT 210 | BATS RIGHT | THROWS RIGHT

BORN AUGUST 17, 1994 IN TURLOCK, CA | SCHOOL MISSOURI STATE UNIVERSITY

ACQUIRED SIGNED AS A MINOR LEAGUE FREE AGENT ON JUNE 10, 2016 | SIGNED BY BRIAN KRAFT (MARLINS)

YEAR TEAM	W-L	ERA	G	GS	CG	SHO	SV	IP	H	R	ER	HR	HB	BB	SO	WP	BK	AVG
2016 Batavia	1-1	3.54	16	8	0	0	0	48.1	41	20	19	4	5	15	36	2	0	.234

PINEDA, BRYAN

OF

HEIGHT 6-3 | WEIGHT 165 | BATS RIGHT | THROWS RIGHT

BORN FEBRUARY 28, 2000 IN SANTO DOMINGO, DOM | SCHOOL NO SCHOOL

ACQUIRED SIGNED AS AN INTERNATIONAL FREE AGENT ON JULY 2, 2016 | SIGNED BY ALBERT GONZÁLEZ AND SANDY NIN (MARLINS)

YEAR TEAM	AVG	G	AB	R	H	2B	3B	HR	RBI	BB	SO	SB	CS	OBP	SLG	OPS	E
2017	WILL BE HIS FIRST PROFESSIONAL SEASON																

PINEDA, JEREMIAS

OF

HEIGHT 5-11 | WEIGHT 190 | BATS SWITCH | THROWS RIGHT

BORN NOVEMBER 16, 1990 IN HORMIGO, DOM | SCHOOL NO SCHOOL

ACQUIRED SIGNED AS A MINOR LEAGUE FREE AGENT ON MARCH 20, 2016 | SIGNED BY (RED SOX)

YEAR TEAM	AVG	G	AB	R	H	2B	3B	HR	RBI	BB	SO	SB	CS	OBP	SLG	OPS	E
2011 GCL Red Sox	.140	16	43	5	6	0	0	0	0	5	16	2	1	.260	.140	.400	1
DSL Red Sox	.224	18	58	5	13	2	2	1	10	8	25	4	1	.328	.379	.707	1
2012 GCL Red Sox	.421	36	133	20	56	9	3	0	22	5	22	14	7	.447	.534	.981	2
GCL Twins	.237	16	59	8	14	0	1	1	3	6	16	9	2	.318	.322	.640	1
2013 Cedar Rapids	.239	68	230	35	55	6	1	2	21	20	64	16	4	.318	.300	.618	7
2014 Cedar Rapids	.163	15	49	7	8	0	1	1	6	6	18	4	1	.268	.265	.533	0
Elizabethton	.237	58	232	39	55	6	3	1	15	21	64	23	6	.309	.302	.611	2
2015	- PLAYED IN MEXICAN LEAGUE -																
2016 Jacksonville	.182	61	203	24	37	4	1	0	9	22	77	17	8	.271	.212	.483	0
Jupiter	.300	65	253	36	76	6	2	0	15	32	64	21	4	.381	.340	.721	1
MILB Totals	.254	353	1260	179	320	33	14	6	101	125	366	110	34	.331	.317	.647	15

PINTOR, LUIS

INF

HEIGHT 5-9 | WEIGHT 170 | BATS RIGHT | THROWS RIGHT

BORN JUNE 6, 1995 IN YABUCCA, PUR | SCHOOL NO SCHOOL

ACQUIRED SIGNED AS A MINOR LEAGUE FREE AGENT ON JUNE 14, 2016 | SIGNED BY SCOTT STANLEY (MARLINS)

YEAR TEAM	AVG	G	AB	R	H	2B	3B	HR	RBI	BB	SO	SB	CS	OBP	SLG	OPS	E
2016 GCL Marlins	.257	31	109	11	28	5	0	0	12	13	19	7	1	.344	.303	.647	3

POLLMAN, GUNNER**C**

HEIGHT 6-2 | WEIGHT 210 | BATS RIGHT | THROWS RIGHT

BORN FEBRUARY 3, 1995 IN WEST LINN, OR | SCHOOL SACRAMENTO STATE UNIVERSITY

ACQUIRED SIGNED AS A MINOR LEAGUE FREE AGENT ON JUNE 21, 2016 | SIGNED BY JOHN HUGHES (MARLINS)

YEAR TEAM	AVG	G	AB	R	H	2B	3B	HR	RBI	BB	SO	SB	CS	OBP	SLG	OPS	F
2016 GCL Marlins	.250	14	32	4	8	1	0	0	7	6	10	0	0	.400	.281	.681	0
Greensboro	.114	12	35	1	4	0	0	1	3	0	20	0	0	.139	.200	.339	1
MLB Totals	.179	26	67	5	12	1	0	1	10	6	30	0	0	.276	.239	.515	1

POTEET, CODY**RHP**

HEIGHT 6-1 | WEIGHT 190 | BATS RIGHT | THROWS RIGHT

BORN JULY 30, 1994 IN SAN DIEGO CA | SCHOOL UNIVERSITY OF CALIFORNIA - LOS ANGELES

ACQUIRED SELECTED IN THE FOURTH ROUND OF THE 2015 FIRST-YEAR PLAYER DRAFT; SIGNED ON JUNE 10, 2015 | SIGNED BY ROBBY CORSARO (MARLINS)

YEAR TEAM	W-L	ERA	G	GS	CG	SHO	SV	IP	H	R	ER	HR	HB	BB	SO	WP	BK	AVG
2015 Batavia	0-1	2.13	5	4	0	0	0	12.2	9	6	3	1	0	2	12	1	0	.188
2016 Greensboro	4-9	2.91	24	24	0	0	0	117.1	108	53	38	5	12	44	106	9	3	.246
MLB Totals	4-10	2.84	29	28	0	0	0	130.0	117	59	41	6	12	46	118	10	3	.240

PRENZA, JUNIOR**RHP**

HEIGHT 6-3 | WEIGHT 180 | BATS RIGHT | THROWS RIGHT

BORN APRIL 13, 1994 IN VILLA MELLA, DOM | SCHOOL NO SCHOOL

ACQUIRED SIGNED AS AN INTERNATIONAL FREE AGENT ON JULY 2, 2015 | SIGNED BY ALBERT GONZÁLEZ, SANDY NIN AND DOMINGO ORTEGA (MARLINS)

YEAR TEAM	W-L	ERA	G	GS	CG	SHO	SV	IP	H	R	ER	HR	HB	BB	SO	WP	BK	AVG
2017 WILL BE HIS FIRST PROFESSIONAL SEASON																		

PRENZA, MARIO**INF**

HEIGHT 6-0 | WEIGHT 160 | BATS RIGHT | THROWS RIGHT

BORN FEBRUARY 3, 1999 IN SANTO DOMINGO, DOM | SCHOOL NO SCHOOL

ACQUIRED SIGNED AS AN INTERNATIONAL FREE AGENT ON JULY 2, 2015 | SIGNED BY ALBERT GONZÁLEZ AND SANDY NIN (MARLINS)

YEAR TEAM	AVG	G	AB	R	H	2B	3B	HR	RBI	BB	SO	SB	CS	OBP	SLG	OPS	F
2016 DSL Marlins	.136	32	110	12	15	4	0	1	5	11	48	1	0	.211	.200	.411	4

QUIJADA, JOSÉ**LHP**

HEIGHT 6-0 | WEIGHT 175 | BATS LEFT | THROWS LEFT

BORN NOVEMBER 9, 1995 IN MATURIN, MONAGAS, VEN | SCHOOL NO SCHOOL

ACQUIRED SIGNED AS AN INTERNATIONAL FREE AGENT ON SEPTEMBER 9, 2013 | SIGNED BY WILMER CASTILLO, ALBERT GONZÁLEZ AND ROBIN ORDOÑEZ (MARLINS)

YEAR TEAM	W-L	ERA	G	GS	CG	SHO	SV	IP	H	R	ER	HR	HB	BB	SO	WP	BK	AVG
2014 DSL Marlins	5-5	2.91	16	8	0	0	1	74.1	69	30	24	2	3	23	66	9	0	.245
2015 GCL Marlins	0-0	0.00	8	1	0	0	3	8.0	1	0	0	0	1	7	0	0	.038	
2016 Greensboro	3-0	1.32	19	0	0	0	2	34.0	17	5	5	1	2	7	44	0	1	.148
Jupiter	2-2	4.41	9	0	0	0	0	16.1	13	8	8	1	0	3	25	0	0	.220
MLB Totals	10-7	2.51	52	9	0	0	6	132.2	100	43	37	4	5	34	142	9	1	.207

RASQUIN, WIKLERMAN**OF**

HEIGHT 5-9 | WEIGHT 145 | BATS LEFT | THROWS LEFT

BORN DECEMBER 5, 1998 IN MIRANDA, VEN | SCHOOL NO SCHOOL

ACQUIRED SIGNED AS AN INTERNATIONAL FREE AGENT ON JULY 2, 2015

SIGNED BY CARLOS AVILA, WILMER CASTILLO, EDGARLUIS FUENTES, ALBERT GONZÁLEZ AND ROBIN ORDOÑEZ (MARLINS)

YEAR TEAM	AVG	G	AB	R	H	2B	3B	HR	RBI	BB	SO	SB	CS	OBP	SLG	OPS	F
2016 DSL Marlins	.183	44	142	13	26	7	2	0	6	17	36	4	3	.273	.261	.534	1

REED, REMEY**RHP**

HEIGHT 6-5 | WEIGHT 230 | BATS RIGHT | THROWS RIGHT

BORN MAY 5, 1995 IN FRISCO, TX | SCHOOL OKLAHOMA STATE UNIVERSITY

ACQUIRED SELECTED IN THE SIXTH ROUND OF THE 2016 FIRST-YEAR PLAYER DRAFT; SIGNED ON JUNE 28, 2016 | SIGNED BY BRIAN KRAFT (MARLINS)

YEAR TEAM	W-L	ERA	G	GS	CG	SHO	SV	IP	H	R	ER	HR	HB	BB	SO	WP	BK	AVG
2016 GCL Marlins	1-0	5.79	3	0	0	0	0	4.2	7	3	3	1	0	1	2	0	0	.350
Batavia	0-0	0.00	1	0	0	0	0	1.1	0	0	0	0	0	1	2	0	0	.000
MLB Totals	1-0	4.50	4	0	0	0	0	6	7	3	3	1	0	2	4	0	0	.292



REYES, ANGEL**INF**

HEIGHT 5-11 | WEIGHT 165 | BATS RIGHT | THROWS RIGHT

BORN MAY 6, 1995 IN BARCELONA, VEN | SCHOOL UE INSTITUTO AYACUCHO (VEN)

ACQUIRED SIGNED AS AN INTERNATIONAL FREE AGENT ON JULY 28, 2011 | SIGNED BY WILMER CASTILLO AND ALBERT GONZÁLEZ (MARLINS)

YEAR TEAM	AVG	G	AB	R	H	2B	3B	HR	RBI	BB	SO	SB	CS	OBP	SLG	OPS	E
2012 DSL Marlins	.221	29	86	11	19	4	1	0	6	9	19	1	0	.316	.291	.607	7
2013 DSL Marlins	.224	56	201	18	45	13	1	1	21	22	53	2	3	.303	.313	.616	13
2014 GCL Marlins	.203	26	79	13	16	6	1	1	9	10	24	1	0	.300	.342	.642	3
2015 GCL Marlins	.244	23	90	12	22	2	2	2	13	4	16	1	0	.274	.378	.652	3
Batavia	.265	25	83	11	22	5	3	2	14	6	19	0	0	.311	.470	.781	4
2016 Greensboro	.252	122	445	51	112	22	2	6	55	36	97	1	2	.310	.351	.661	8
MILB Totals	.240	281	984	116	236	52	10	12	118	87	228	6	5	.305	.350	.655	38

REYES, YEFRY**C**

HEIGHT 5-10 | WEIGHT 160 | BATS LEFT | THROWS RIGHT

BORN DECEMBER 18, 1996 IN SAN CRISTOBAL, DOM | SCHOOL NO SCHOOL

ACQUIRED SIGNED AS AN INTERNATIONAL FREE AGENT ON JULY 3, 2013 | SIGNED BY ALBERT GONZÁLEZ, ALIX MARTINEZ AND SANDY NIN (MARLINS)

YEAR TEAM	AVG	G	AB	R	H	2B	3B	HR	RBI	BB	SO	SB	CS	OBP	SLG	OPS	E
2014 DSL Marlins	.242	45	178	17	43	8	0	1	25	8	30	4	2	.288	.303	.591	14
2015 DSL Marlins	.266	63	244	31	65	8	4	2	20	21	42	3	4	.333	.357	.690	19
2016 GCL Marlins	.157	29	89	8	14	2	0	0	9	9	9	0	3	.230	.180	.410	3
MILB Totals	.239	137	511	56	122	18	4	3	54	38	81	7	9	.299	.307	.607	36

REYNA, ROSANDEL**INF**

HEIGHT 5-10 | WEIGHT 165 | BATS SWITCH | THROWS RIGHT

BORN JUNE 5, 1997 IN EL SEIBO, DOM | SCHOOL NO SCHOOL

ACQUIRED SIGNED AS AN INTERNATIONAL FREE AGENT ON MAY 19, 2016 | SIGNED BY ALBERT GONZÁLEZ, ALIX MARTINEZ AND SANDY NIN (MARLINS)

YEAR TEAM	AVG	G	AB	R	H	2B	3B	HR	RBI	BB	SO	SB	CS	OBP	SLG	OPS	E
2016 DSL Marlins	.323	26	96	15	31	2	5	0	11	12	19	6	7	.402	.448	.850	8

REYNOLDS, SEAN**OF**

HEIGHT 6-7 | WEIGHT 205 | BATS LEFT | THROWS RIGHT

BORN APRIL 19, 1998 IN REDONDO BEACH, CA | SCHOOL REDONDO UNION (CA) HS

ACQUIRED SELECTED IN THE FOURTH ROUND OF THE 2016 FIRST-YEAR PLAYER DRAFT; SIGNED ON JUNE 18, 2016 | SIGNED BY ROBBY CORSARO (MARLINS)

YEAR TEAM	AVG	G	AB	R	H	2B	3B	HR	RBI	BB	SO	SB	CS	OBP	SLG	OPS	E
2016 GCL Marlins	.155	42	148	17	23	2	2	0	11	22	64	3	3	.262	.196	.458	1

REYNOSO, RONAL**INF**

HEIGHT 6-1 | WEIGHT 165 | BATS LEFT | THROWS RIGHT

BORN MARCH 23, 1998 IN BANI, DOM | SCHOOL NO SCHOOL

ACQUIRED SIGNED AS AN INTERNATIONAL FREE AGENT ON JULY 4, 2014 | SIGNED BY ALBERT GONZÁLEZ, SANDY NIN AND DOMINGO ORTEGA (MARLINS)

YEAR TEAM	AVG	G	AB	R	H	2B	3B	HR	RBI	BB	SO	SB	CS	OBP	SLG	OPS	E
2015 DSL Marlins	.197	55	183	21	36	3	2	0	6	17	83	12	9	.277	.235	.512	21
2016 DSL Marlins	.189	55	175	26	33	5	1	0	8	31	67	5	5	.314	.229	.543	32
MILB Totals	.193	110	358	47	69	8	3	0	14	48	150	17	14	.295	.232	.527	53

RICHARDS, TREVOR**RHP**

HEIGHT 6-2 | WEIGHT 190 | BATS RIGHT | THROWS RIGHT

BORN MAY 15, 1993 IN AVISTON, IL | SCHOOL DRURY UNIVERSITY

ACQUIRED SIGNED AS A MINOR LEAGUE FREE AGENT ON JULY 2, 2016 | SIGNED BY BRIAN KRAFT (MARLINS)

YEAR TEAM	W-L	ERA	G	GS	CG	SHO	SV	IP	H	R	ER	HR	HB	BB	SO	WP	BK	AVG
2016 Batavia	0-0	1.69	3	1	0	0	0	10.2	9	5	2	1	0	2	15	4	0	.225
Greensboro	2-3	2.68	8	8	0	0	0	43.2	29	17	13	3	6	14	38	7	0	.186
MILB Totals	2-3	2.48	11	9	0	0	0	54.1	38	22	15	4	6	16	53	11	0	.194

RINDFLEISCH, JARETT**C**

HEIGHT 6-1 | WEIGHT 215 | BATS RIGHT | THROWS RIGHT

BORN SEPTEMBER 4, 1995 IN MIDDLETOWN, OH | SCHOOL BALL STATE UNIVERSITY

ACQUIRED SELECTED IN THE NINTH ROUND OF THE 2016 FIRST-YEAR PLAYER DRAFT; SIGNED ON JUNE 13, 2016 | SIGNED BY ERICK BROCK (MARLINS)

YEAR TEAM	AVG	G	AB	R	H	2B	3B	HR	RBI	BB	SO	SB	CS	OBP	SLG	OPS	E
2016 GCL Marlins	.313	5	16	3	5	2	0	0	2	3	3	1	0	.421	.438	.859	2
Batavia	.219	24	73	9	16	7	0	1	9	11	12	0	0	.367	.356	.723	1
MILB Totals	.236	29	89	12	21	9	0	1	11	14	15	1	0	.376	.371	.747	3



RIVERA, MARCOS

C

HEIGHT 6-1 | WEIGHT 160 | BATS RIGHT | THROWS RIGHT

BORN MAY 13, 1993 IN BANI, DOM | SCHOOL NO SCHOOL

ACQUIRED SIGNED AS AN INTERNATIONAL FREE AGENT ON AUGUST 7, 2014 | SIGNED BY ALBERT GONZÁLEZ AND SANDY NIN (MARLINS)

YEAR TEAM	AVG	G	AB	R	H	2B	3B	HR	RBI	BB	SO	SB	CS	OBP	SLG	OPS	F
2015 DSL Marlins	.224	64	241	41	54	15	3	1	24	31	64	10	1	.319	.324	.643	22
2016 GCL Marlins	.203	43	123	17	25	3	1	0	7	19	41	2	1	.315	.244	.559	9
MLB Totals	.217	107	364	58	79	18	4	1	31	50	105	12	2	.318	.297	.614	31

ROBINSON, C.J.

RHP

HEIGHT 6-0 | WEIGHT 210 | BATS RIGHT | THROWS RIGHT

BORN MAY 11, 1993 IN APOPKA, FL | SCHOOL ST. JOHN'S RIVER STATE COLLEGE (FL)

ACQUIRED SELECTED IN THE 12TH ROUND OF THE 2013 FIRST-YEAR PLAYER DRAFT; SIGNED ON JUNE 10, 2013 | SIGNED BY DAVE DANGLER (MARLINS)

YEAR TEAM	W-L	ERA	G	GS	CG	SHO	SV	IP	H	R	ER	HR	HB	BB	SO	WP	BK	AVG
2013 Batavia	1-1	1.61	15	0	0	0	0	22.1	17	6	4	1	3	6	24	0	0	.207
2014 Greensboro	6-4	4.10	32	0	0	0	1	48.1	48	22	22	1	8	26	38	1	0	.261
Jupiter	0-1	7.36	5	0	0	0	0	7.1	11	6	6	1	2	2	4	1	2	.393
2015 Greensboro	1-1	2.00	7	0	0	0	0	9.0	6	2	2	1	0	4	8	2	0	.182
Jacksonville	0-0	2.16	3	0	0	0	0	8.1	4	2	2	0	0	5	4	0	0	.138
Jupiter	1-1	3.04	34	1	0	0	3	50.1	38	19	17	1	6	16	35	5	0	.211
2016 Greensboro	2-1	2.55	40	0	0	0	22	49.1	34	15	14	6	2	15	49	0	1	.195
Jupiter	0-0	6.75	1	0	0	0	0	1.1	3	1	1	0	0	1	2	0	0	.429
MLB Totals	11-9	3.12	137	1	0	0	26	196.1	161	73	68	11	21	75	164	9	3	.225

RODRIGUEZ, CHRISTOPHER

INF

HEIGHT 6-2 | WEIGHT 190 | BATS RIGHT | THROWS RIGHT

BORN DECEMBER 22, 1999 IN LA ROMANA, DOM | SCHOOL NO SCHOOL

ACQUIRED SIGNED AS AN INTERNATIONAL FREE AGENT ON JULY 2, 2016 | SIGNED BY ALBERT GONZÁLEZ AND SANDY NIN (MARLINS)

YEAR TEAM	AVG	G	AB	R	H	2B	3B	HR	RBI	BB	SO	SB	CS	OBP	SLG	OPS	F
2017 WILL BE HIS FIRST PROFESSIONAL SEASON																	

RODRIGUEZ, ELIEZER

LHP

HEIGHT 6-1 | WEIGHT 160 | BATS LEFT | THROWS LEFT

BORN FEBRUARY 17, 1999 IN SANTO DOMINGO, DOM | SCHOOL NO SCHOOL

ACQUIRED SIGNED AS AN INTERNATIONAL FREE AGENT ON NOVEMBER 4, 2016 | SIGNED BY ALBERT GONZÁLEZ AND SANDY NIN (MARLINS)

YEAR TEAM	W-L	ERA	G	GS	CG	SHO	SV	IP	H	R	ER	HR	HB	BB	SO	WP	BK	AVG
2017 WILL BE HIS FIRST PROFESSIONAL SEASON																		

RODRIGUEZ, ENMANUEL

INF

HEIGHT 6-1 | WEIGHT 170 | BATS RIGHT | THROWS RIGHT

BORN SEPTEMBER 23, 1998 IN SANTIAGO RODRIGUEZ, DOM | SCHOOL NO SCHOOL

ACQUIRED SIGNED AS AN INTERNATIONAL FREE AGENT ON JULY 2, 2015 | SIGNED BY ALBERT GONZÁLEZ, SANDY NIN AND DOMINGO ORTEGA (MARLINS)

YEAR TEAM	AVG	G	AB	R	H	2B	3B	HR	RBI	BB	SO	SB	CS	OBP	SLG	OPS	F
2016 DSL Marlins	.165	37	103	6	17	3	0	0	9	11	38	0	0	.252	.194	.446	7

RODRIGUEZ, MANUEL

LHP

HEIGHT 6-2 | WEIGHT 160 | BATS LEFT | THROWS LEFT

BORN DECEMBER 23, 1996 IN EL TIGRE, ANZOATEGUI, VEN | SCHOOL NO SCHOOL

ACQUIRED SIGNED AS AN INTERNATIONAL FREE AGENT ON SEPTEMBER 9, 2013

SIGNED BY WILMER CASTILLO, EDGARLUIS FUENTES AND ALBERT GONZÁLEZ (MARLINS)

YEAR TEAM	W-L	ERA	G	GS	CG	SHO	SV	IP	H	R	ER	HR	HB	BB	SO	WP	BK	AVG
2014 DSL Marlins	1-2	5.23	11	1	0	0	0	20.2	28	18	12	1	1	11	14	3	2	.318
2015 DSL Marlins	6-5	2.86	16	10	0	0	1	72.1	71	30	23	0	2	18	50	9	4	.256
2016 GCL Marlins	1-2	5.80	12	4	0	0	1	35.2	42	24	23	0	1	13	23	1	3	.294
MLB Totals	8-9	4.06	39	15	0	0	2	128.2	141	72	58	1	4	42	87	13	9	.278



ROMERO, AVERY

INF

HEIGHT 5-11 | WEIGHT 195 | BATS RIGHT | THROWS RIGHT

BORN MAY 11, 1993 IN ST. AUGUSTINE, FL | SCHOOL PEDRO MENENDEZ (FL) HS

ACQUIRED SELECTED IN THE THIRD ROUND OF 2012 FIRST-YEAR PLAYER DRAFT; SIGNED ON JULY 13, 2012 | SIGNED BY BRIAN KRAFT (MARLINS)

YEAR	TEAM	AVG	G	AB	R	H	2B	3B	HR	RBI	BB	SO	SB	CS	OBP	SLG	OPS	E
2012	GCL Marlins	.223	33	121	8	27	6	0	3	15	10	21	0	1	.309	.347	.656	4
	Jamestown	.381	7	21	3	8	0	0	0	4	3	0	1	0	.458	.381	.839	1
2013	Batavia	.297	56	209	27	62	18	0	2	30	15	34	3	4	.357	.411	.768	10
	Greensboro	.147	9	34	5	5	1	0	1	5	4	5	0	0	.237	.265	.502	2
2014	Jupiter	.320	26	100	12	32	8	0	0	10	7	13	4	1	.370	.400	.770	3
	Greensboro	.320	92	366	51	117	23	1	5	46	25	47	6	4	.366	.429	.795	11
2015	Jupiter	.259	123	455	47	118	14	1	3	42	38	71	3	4	.315	.314	.629	20
2016	Jacksonville	.190	36	100	13	19	3	2	1	10	15	17	2	0	.299	.290	.589	7
	Jupiter	.253	75	269	28	68	13	0	3	27	20	39	1	0	.311	.335	.646	18
MLB Totals		.272	457	1675	194	456	86	4	18	189	137	247	20	14	.333	.361	.693	76

ROSARIO, DALVY

INF

HEIGHT 6-0 | WEIGHT 160 | BATS RIGHT | THROWS RIGHT

BORN JULY 22, 2000 IN PERAVIA, DOM | SCHOOL TEXAS TECH UNIVERSITY

ACQUIRED SIGNED AS AN INTERNATIONAL FREE AGENT ON JULY 23, 2016 | SIGNED BY ALBERT GONZÁLEZ AND SANDY NIN (MARLINS)

YEAR	TEAM	AVG	G	AB	R	H	2B	3B	HR	RBI	BB	SO	SB	CS	OBP	SLG	OPS	E
2017 WILL BE HIS FIRST PROFESSIONAL SEASON																		

SADBERRY, CHRIS

LHP

HEIGHT 6-0 | WEIGHT 195 | BATS LEFT | THROWS LEFT

BORN NOVEMBER 8, 1991 IN HOLLIDAY, TX | SCHOOL TEXAS TECH UNIVERSITY

ACQUIRED SELECTED IN THE SIXTH ROUND OF THE 2014 FIRST-YEAR PLAYER DRAFT; SIGNED ON JUNE 18, 2014 | SIGNED BY BRIAN KRAFT (MARLINS)

YEAR	TEAM	W-L	ERA	G	GS	CG	SHO	SV	IP	H	R	ER	HR	HB	BB	SO	WP	BK	AVG
2014	Batavia	0-1	4.09	4	4	0	0	0	11.0	13	5	5	0	0	2	11	2	0	.302
	Greensboro	4-1	2.65	7	6	0	0	0	34.0	22	10	10	3	0	7	29	5	0	.179
2015	Jupiter	4-4	3.49	14	12	0	0	0	59.1	72	27	23	1	2	22	28	5	2	.306
2016	GCL Marlins	2-0	0.82	8	2	0	0	0	11.0	5	1	1	0	1	1	10	1	0	.125
	Jupiter	0-0	6.75	3	0	0	0	0	4.0	5	3	3	0	1	3	3	0	0	.294
MLB Totals		10-6	3.17	36	24	0	0	0	119.1	117	46	42	4	4	35	81	13	2	.255

SÁNCHEZ, JESUS

RHP

HEIGHT 5-11 | WEIGHT 150 | BATS RIGHT | THROWS RIGHT

BORN APRIL 8, 1999 IN PANAMA, PAN | SCHOOL NO SCHOOL

ACQUIRED SIGNED AS AN INTERNATIONAL FREE AGENT ON JULY 17, 2015 | SIGNED BY LUIS CORDOBA AND ALBERT GONZÁLEZ (MARLINS)

YEAR	TEAM	W-L	ERA	G	GS	CG	SHO	SV	IP	H	R	ER	HR	HB	BB	SO	WP	BK	AVG
2016	DSL Marlins	0-0	23.40	4	1	0	0	0	5.0	14	14	13	0	0	6	2	1	0	.538

SANTOS, JHONNY

OF

HEIGHT 6-0 | WEIGHT 160 | BATS RIGHT | THROWS RIGHT

BORN OCTOBER 2, 1996 IN PUERTO ARMUELLES, CHIRIQUI, PAN | SCHOOL NO SCHOOL

ACQUIRED SIGNED AS AN INTERNATIONAL FREE AGENT ON JULY 2, 2013 | SIGNED BY LUIS CORDOBA AND ALBERT GONZÁLEZ (MARLINS)

YEAR	TEAM	AVG	G	AB	R	H	2B	3B	HR	RBI	BB	SO	SB	CS	OBP	SLG	OPS	E
2014	DSL Marlins	.223	65	264	36	59	9	4	0	19	21	35	10	5	.286	.288	.574	2
2015	GCL Marlins	.301	53	186	24	56	6	0	1	21	14	16	6	4	.355	.349	.704	2
2016	Greensboro	.125	7	24	1	3	0	0	0	1	3	5	1	0	.222	.125	.347	0
	Batavia	.203	52	192	23	39	8	0	2	9	19	43	6	1	.276	.276	.552	3
MLB Totals		.236	177	666	84	157	23	4	3	50	57	99	23	10	.300	.296	.595	7

SAWCZAK, SHANE

LHP

HEIGHT 6-0 | WEIGHT 188 | BATS LEFT | THROWS LEFT

BORN NOVEMBER 20, 1995 IN WELLINGTON, FL | SCHOOL PALM BEACH STATE JUNIOR COLLEGE

ACQUIRED SELECTED IN THE 19TH ROUND OF THE 2016 FIRST-YEAR PLAYER DRAFT; SIGNED ON JUNE 11, 2016 | SIGNED BY ADRIAN PUIG (MARLINS)

YEAR	TEAM	W-L	ERA	G	GS	CG	SHO	SV	IP	H	R	ER	HR	HB	BB	SO	WP	BK	AVG
2016	Greensboro	0-1	22.5	2	0	0	0	0	2.0	6	5	5	0	0	4	1	0	0	.500
	Batavia	1-1	1.93	17	1	0	0	0	32.2	23	7	7	3	4	13	26	3	0	.213
MLB Totals		1-2	3.12	19	1	0	0	0	34.2	29	12	12	3	4	17	27	3	0	.242



SCHALES, BRIAN

INF

HEIGHT 6-1 | WEIGHT 180 | BATS RIGHT | THROWS RIGHT

BORN FEBRUARY 13, 1996 IN HUNTINGTON BEACH, CA | SCHOOL EDISON (CA) HS

ACQUIRED SELECTED IN THE FOURTH ROUND OF THE 2014 FIRST-YEAR PLAYER DRAFT; SIGNED ON JUNE 15, 2014 | SIGNED BY ROBBY CORSARO (MARLINS)

YEAR TEAM	AVG	G	AB	R	H	2B	3B	HR	RBI	BB	SO	SB	CS	OBP	SLG	OPS	E
2014 GCL Marlins	.243	49	173	24	42	8	0	1	23	16	28	2	5	.318	.306	.624	12
2015 Greensboro	.260	122	443	59	115	21	3	4	45	38	76	3	2	.330	.348	.678	26
2016 Jupiter	.194	109	371	38	72	9	1	0	16	40	77	3	1	.284	.224	.508	10
MLB Totals	.232	280	987	121	229	38	4	5	84	94	181	8	8	.311	.294	.604	48

SERNA, CASEY (KC)

INF

HEIGHT 6-0 | WEIGHT 185 | BATS RIGHT | THROWS RIGHT

BORN OCTOBER 15, 1989 IN VENTURA, CA | SCHOOL UNIVERSITY OF OREGON

ACQUIRED SIGNED AS A MINOR LEAGUE FREE AGENT ON DECEMBER 9, 2016 | SIGNED BY JACK UHEY (INDIANS)

YEAR TEAM	AVG	G	AB	R	H	2B	3B	HR	RBI	BB	SO	SB	CS	OBP	SLG	OPS	E
2011 Mahoning Valley	.265	42	147	20	39	8	1	1	12	12	24	12	5	.339	.354	.693	5
2012	-- DID NOT PLAY --																
2013	-- PLAYED IN INDEPENDENT LEAGUE --																
2014 Clearwater	.279	76	298	34	83	18	3	3	26	12	37	9	5	.312	.389	.701	10
Reading	.273	48	165	20	45	7	1	2	14	4	24	1	2	.290	.364	.654	10
2015 Lehigh Valley	.200	16	50	7	10	1	0	0	3	2	14	1	0	.259	.220	.479	7
Reading	.254	94	331	42	84	11	2	1	31	26	37	9	4	.317	.308	.625	6
2016 Reading	.295	108	336	57	99	18	0	4	35	39	58	6	6	.371	.384	.755	13
MLB Totals	.271	384	1327	180	360	63	7	11	121	95	194	38	22	.327	.354	.682	50

SILVA, GERAL

RHP

HEIGHT 6-0 | WEIGHT 165 | BATS RIGHT | THROWS RIGHT

BORN OCTOBER 29, 1994 IN MARACAY, VEN | SCHOOL UED CRISTOBAL ROJAS (VEN)

ACQUIRED SIGNED AS AN INTERNATIONAL FREE AGENT ON OCTOBER 21, 2011 | SIGNED BY WILMER CASTILLO AND ALBERT GONZÁLEZ (MARLINS)

YEAR TEAM	W-L	ERA	G	GS	CG	SHO	SV	IP	H	R	ER	HR	HB	BB	SO	WP	BK	AVG
2015 DSL Marlins	1-2	2.39	13	7	0	0	1	52.2	52	23	14	0	3	10	45	2	0	.265
2016 GCL Marlins	2-1	1.96	12	0	0	0	0	18.1	9	5	4	0	3	2	15	6	0	.148
Batavia	0-0	24.00	3	0	0	0	0	3.0	8	8	8	2	1	3	2	0	0	.471
MLB Totals	3-3	3.16	28	7	0	0	1	74.0	69	36	26	2	7	15	62	8	0	.252

YEAR TEAM	AVG	G	AB	R	H	2B	3B	HR	RBI	BB	SO	SB	CS	OBP	SLG	OPS	E
2012 DSL Marlins	.123	21	57	4	7	0	0	0	0	0	21	3	0	.206	.123	.329	6
2013 DSL Marlins	.246	51	167	19	41	2	0	0	12	18	31	10	5	.330	.257	.587	19
2014	-- DID NOT PLAY - INJURED --																
MLB Totals	.214	72	224	23	48	2	0	0	16	24	52	13	5	.299	.223	.522	25

SILVIANO, JOHN

C

HEIGHT 5-11 | WEIGHT 190 | BATS LEFT | THROWS RIGHT

BORN JULY 11, 1994 IN HYPOLUXO, FL | SCHOOL SUMMIT CHRISTIAN SCHOOL

ACQUIRED SIGNED AS A NON-DRAFTED FREE AGENT ON JUNE 16, 2016 | SIGNED BY MATT O'BRIEN (BLUE JAYS)

YEAR TEAM	AVG	G	AB	R	H	2B	3B	HR	RBI	BB	SO	SB	CS	OBP	SLG	OPS	E
2012 GCL Blue Jays	.164	39	116	11	19	4	2	2	17	22	21	0	3	.298	.284	.582	1
2013 Bluefield	.141	34	78	5	11	2	0	3	10	10	34	0	0	.239	.282	.521	0
2014 GCL Blue Jays	.154	7	26	2	4	0	0	0	1	2	10	0	0	.214	.154	.368	1
2015	-- DID NOT PLAY --																
2016 Greensboro	.212	44	156	17	33	13	0	8	19	13	57	0	0	.281	.449	.730	7
MLB Totals	.178	124	376	35	67	19	2	13	47	47	122	0	3	.273	.343	.616	9

SMITH, CHAD

RHP

HEIGHT 6-4 | WEIGHT 200 | BATS RIGHT | THROWS RIGHT

BORN JUNE 8, 1995 IN MCCALLA, AL | SCHOOL UNIVERSITY OF MISSISSIPPI

ACQUIRED SELECTED IN THE 11TH ROUND OF THE 2016 FIRST-YEAR PLAYER DRAFT; SIGNED ON JUNE 12, 2016 | SIGNED BY MARK WILLOUGHBY (MARLINS)

YEAR TEAM	W-L	ERA	G	GS	CG	SHO	SV	IP	H	R	ER	HR	HB	BB	SO	WP	BK	AVG
2016 GCL Marlins	0-0	7.71	3	0	0	0	0	2.1	3	4	2	0	2	0	3	0	0	.250
Batavia	1-2	8.25	15	0	0	0	0	24.0	41	32	22	3	3	12	20	2	0	.360
MLB Totals	1-2	8.20	18	0	0	0	0	26.1	44	36	24	3	5	12	23	2	0	.349



SOLTIS, CASEY

OF

HEIGHT 6-1 | WEIGHT 185 | BATS LEFT | THROWS LEFT
 BORN JUNE 8, 1995 IN LIVERMORE, CA | SCHOOL GRANADA (CA) HS

ACQUIRED SELECTED IN THE FIFTH ROUND OF THE 2014 FIRST-YEAR PLAYER DRAFT; SIGNED ON JUNE 16, 2014 | SIGNED BY ROBBY CORSARO (MARLINS)

YEAR TEAM	AVG	G	AB	R	H	2B	3B	HR	RBI	BB	SO	SB	CS	OBP	SLG	OPS	E
2014 GCL Marlins	.264	33	121	13	32	3	0	0	8	14	33	2	1	.355	.289	.644	3
2015 Greensboro	.182	15	55	5	10	1	0	0	2	5	23	2	0	.274	.200	.474	1
2016 Greensboro	.190	52	153	15	29	5	1	1	10	23	67	4	4	.299	.255	.554	0
MILB Totals	.216	100	329	33	71	9	1	1	20	42	123	8	5	.316	.258	.574	4

SORIANO, GEORGE

RHP

HEIGHT 6-2 | WEIGHT 170 | BATS RIGHT | THROWS RIGHT
 BORN MARCH 24, 1999 IN SAN PEDRO DE MACORIS, DOM | SCHOOL NO SCHOOL

ACQUIRED SIGNED AS AN INTERNATIONAL FREE AGENT ON AUGUST 19, 2015 | SIGNED BY ALBERT GONZÁLEZ, ALEX MARTINEZ AND SANDY NIN (MARLINS)

YEAR TEAM	W-L	ERA	G	GS	CG	SHO	SV	IP	H	R	ER	HR	HB	BB	SO	WP	BK	AVG
2016 DSL Marlins	1-6	3.56	17	9	0	0	2	55.2	49	33	22	3	9	28	56	19	2	.232

SOSA, MAICOL

RHP

HEIGHT 6-2 | WEIGHT 185 | BATS RIGHT | THROWS RIGHT
 BORN FEBRUARY 9, 1999 IN SAN PEDRO DE MACORIS, DOM | SCHOOL NO SCHOOL

ACQUIRED SIGNED AS AN INTERNATIONAL FREE AGENT ON OCTOBER 8, 2016 | SIGNED BY ALBERT GONZÁLEZ, ALEX MARTINEZ AND SANDY NIN (MARLINS)

YEAR TEAM	W-L	ERA	G	GS	CG	SHO	SV	IP	H	R	ER	HR	HB	BB	SO	WP	BK	AVG
2017 WILL BE HIS FIRST PROFESSIONAL SEASON																		

SOTO, ISRAEL

OF

HEIGHT 6-0 | WEIGHT 190 | BATS LEFT | THROWS LEFT
 BORN NOVEMBER 2, 1996 IN BANI, PERAVIA, DOM | SCHOOL NO SCHOOL

ACQUIRED SIGNED AS AN INTERNATIONAL FREE AGENT ON JULY 19, 2013 | SIGNED BY ALBERT GONZÁLEZ, SANDY NIN AND DOMINGO ORTEGA (MARLINS)

YEAR TEAM	AVG	G	AB	R	H	2B	3B	HR	RBI	BB	SO	SB	CS	OBP	SLG	OPS	E
2014 GCL Marlins	.251	50	183	26	46	9	1	7	23	10	47	1	2	.302	.426	.728	2
2015 Greensboro	.125	17	64	2	8	1	0	0	1	3	27	0	0	.164	.141	.305	1
GCL Marlins	.346	7	26	3	9	2	1	1	5	5	6	0	1	.438	.615	1.053	0
Batavia	.095	5	21	1	2	0	0	0	1	10	0	0	0	.136	.095	.231	2
2016 Greensboro	.247	113	401	51	99	24	5	9	38	43	115	3	0	.320	.399	.719	5
MILB Totals	.236	192	695	83	164	36	7	17	67	62	205	4	3	.301	.381	.682	10

SOTO, SLEYTER

OF

HEIGHT 6-2 | WEIGHT 195 | BATS RIGHT | THROWS RIGHT
 BORN AUGUST 14, 1997 IN SANTO DOMINGO, DOM | SCHOOL NO SCHOOL

ACQUIRED SIGNED AS AN INTERNATIONAL FREE AGENT ON JULY 4, 2014 | SIGNED BY ALBERT GONZÁLEZ AND SANDY NIN (MARLINS)

YEAR TEAM	AVG	G	AB	R	H	2B	3B	HR	RBI	BB	SO	SB	CS	OBP	SLG	OPS	E
2015 DSL Marlins	.297	50	192	26	57	5	2	2	31	12	22	1	1	.346	.375	.721	3
2016 GCL Marlins	.276	33	98	9	27	2	1	0	11	4	12	0	1	.311	.316	.627	2
MILB Totals	.290	83	290	35	84	7	3	2	42	16	34	1	2	.334	.355	.690	5

SQUIER, SCOTT

LHP

HEIGHT 6-5 | WEIGHT 190 | BATS RIGHT | THROWS LEFT
 BORN SEPTEMBER 17, 1992 IN PHOENIX, AZ | SCHOOL UNIVERSITY OF HAWAII

ACQUIRED SELECTED IN THE 16TH ROUND OF THE 2014 FIRST-YEAR PLAYER DRAFT; SIGNED ON JUNE 16, 2014 | SIGNED BY ROBBY CORSARO (MARLINS)

YEAR TEAM	W-L	ERA	G	GS	CG	SHO	SV	IP	H	R	ER	HR	HB	BB	SO	WP	BK	AVG
2014 Batavia	4-2	3.17	13	6	0	0	0	48.1	43	20	17	1	1	18	40	5	0	.239
2015 Greensboro	5-3	7.50	15	5	0	0	0	42.0	58	37	35	7	3	19	33	1	1	.331
Batavia	6-2	3.55	15	8	0	0	0	66.0	69	32	26	2	5	15	64	10	0	.267
2016 Greensboro	1-1	2.12	14	0	0	0	5	29.2	23	9	7	1	0	8	28	1	1	.215
Jupiter	5-1	3.64	18	7	0	0	0	59.1	63	25	24	2	4	13	41	3	0	.273
MILB Totals	21-9	4.00	75	26	0	0	5	245.1	256	123	109	13	13	73	206	20	2	.269

SULLIVAN, ZACH

OF

HEIGHT 6-3 | WEIGHT 180 | BATS RIGHT | THROWS RIGHT
 BORN NOVEMBER 26, 1995 IN ELMIRA, NY | SCHOOL CORNING EAST (NY) HS

ACQUIRED SELECTED IN THE FOURTH ROUND OF THE 2014 FIRST-YEAR PLAYER DRAFT; SIGNED ON JUNE 15, 2014 | SIGNED BY ROBBY CORSARO (MARLINS)

YEAR TEAM	AVG	G	AB	R	H	2B	3B	HR	RBI	BB	SO	SB	CS	OBP	SLG	OPS	E
2014 GCL Marlins	.280	30	93	12	26	3	1	2	11	16	19	9	1	.389	.398	.787	1
2015 Greensboro	.192	116	370	42	71	7	3	0	21	19	106	13	4	.235	.227	.462	6
2016 Greensboro	.226	111	381	38	86	21	3	3	37	25	117	9	10	.280	.320	.600	4
MILB Totals	.217	257	844	92	183	31	7	5	69	60	242	31	15	.274	.288	.562	11



SURIEL, EDISON**LHP**

HEIGHT 5-10 | WEIGHT 160 | BATS LEFT | THROWS LEFT

BORN OCTOBER 24, 1998 IN SANTO DOMINGO, DOM | SCHOOL NO SCHOOL

ACQUIRED SIGNED AS AN INTERNATIONAL FREE AGENT ON JULY 9, 2015 | SIGNED BY ALBERT GONZÁLEZ AND SANDY NIN (MARLINS)

YEAR TEAM	W-L	ERA	G	GS	CG	SHO	SV	IP	H	R	ER	HR	HB	BB	SO	WP	BK	AVG
2016 DSL Marlins	1-8	3.50	14	8	0	0	0	46.1	39	27	18	1	3	36	47	18	4	.232

TOWEY, CAL**OF**

HEIGHT 6-1 | WEIGHT 215 | BATS LEFT | THROWS RIGHT

BORN FEBRUARY 6, 1990 IN KIRKLAND, WA | SCHOOL BAYLOR UNIVERSITY

ACQUIRED SELECTED IN THE TRIPLE-A PHASE OF RULE 5 DRAFT ON DECEMBER 8, 2016 | SIGNED BY RUDY VASQUEZ (ANGELS)

YEAR TEAM	AVG	G	AB	R	H	2B	3B	HR	RBI	BB	SO	SB	CS	OBP	SLG	OPS	E
2013 Orem	.317	70	230	69	73	16	6	8	53	67	59	13	3	.492	.543	1.035	17
2014 Inland Empire	.279	128	477	72	133	24	6	10	63	51	137	21	15	.364	.417	.781	18
2015 AZL Angels	.222	3	9	2	2	0	0	0	0	5	3	0	0	.500	.222	.722	0
Arkansas	.215	98	316	39	68	16	3	2	49	56	110	11	3	.340	.304	.644	6
2016 Arkansas	.292	57	192	28	56	11	5	4	17	34	51	5	6	.402	.464	.866	1
Salt Lake	.244	78	258	37	63	9	4	9	32	42	94	9	5	.357	.415	.772	4
MLB Totals	.267	434	1482	247	395	76	24	33	214	255	454	59	32	.386	.417	.803	46

TRAYLOR, MARK**OF**

HEIGHT 6-3 | WEIGHT 220 | BATS RIGHT | THROWS RIGHT

BORN MAY 27, 1993 IN PUMPKIN CENTER, LA | SCHOOL LOUISIANA STATE-ALEXANDRIA

ACQUIRED SIGNED AS A MINOR LEAGUE FREE AGENT ON JANUARY 2, 2017 | SIGNED BY BENNY LATINO (MARLINS)

YEAR TEAM	AVG	G	AB	R	H	2B	3B	HR	RBI	BB	SO	SB	CS	OBP	SLG	OPS	E
2017 WILL BE HIS FIRST PROFESSIONAL SEASON																	

TWINE, JUSTIN**INF**

HEIGHT 5-11 | WEIGHT 205 | BATS RIGHT | THROWS RIGHT

BORN OCTOBER 7, 1995 IN FALL CITY, TX | SCHOOL FALLS CITY (TX) HS

ACQUIRED SELECTED IN THE SECOND ROUND OF 2014 FIRST-YEAR PLAYER DRAFT; SIGNED ON JUNE 14, 2014 | SIGNED BY RYAN WARDINSKY (MARLINS)

YEAR TEAM	AVG	G	AB	R	H	2B	3B	HR	RBI	BB	SO	SB	CS	OBP	SLG	OPS	E
2014 GCL Marlins	.229	44	166	19	38	8	5	1	16	6	52	5	1	.285	.355	.640	11
2015 Greensboro	.206	117	451	44	93	20	3	7	39	6	108	8	4	.235	.310	.545	29
2016 Greensboro	.249	99	353	42	88	17	2	3	33	19	116	8	6	.308	.334	.642	7
MLB Totals	.226	260	970	105	219	45	10	11	88	31	276	21	11	.271	.327	.598	47

UREÑA, JUAN**INF**

HEIGHT 6-2 | WEIGHT 180 | BATS RIGHT | THROWS RIGHT

BORN DECEMBER 10, 1998 IN PUERTO PLATA, DOM | SCHOOL NO SCHOOL

ACQUIRED SIGNED AS AN INTERNATIONAL FREE AGENT ON JULY 2, 2015 | SIGNED BY ALBERT GONZÁLEZ, ALIX MARTINEZ AND SANDY NIN (MARLINS)

YEAR TEAM	AVG	G	AB	R	H	2B	3B	HR	RBI	BB	SO	SB	CS	OBP	SLG	OPS	E
2016	- DID NOT PLAY - INJURED -																

VALENCIO, HENRY**RHP**

HEIGHT 6-1 | WEIGHT 170 | BATS RIGHT | THROWS RIGHT

BORN MAY 11, 1999 IN SAN PEDRO DE MACORIS, DOM | SCHOOL NO SCHOOL

ACQUIRED SIGNED AS AN INTERNATIONAL FREE AGENT ON OCTOBER 8, 2016 | SIGNED BY ALBERT GONZÁLEZ, ALIX MARTINEZ AND SANDY NIN (MARLINS)

YEAR TEAM	W-L	ERA	G	GS	CG	SHO	SV	IP	H	R	ER	HR	HB	BB	SO	WP	BK	AVG
2017 WILL BE HIS FIRST PROFESSIONAL SEASON																		

VAZQUEZ, BOO**INF**

HEIGHT 6-4 | WEIGHT 220 | BATS LEFT | THROWS RIGHT

BORN APRIL 4, 1993 IN YOUNGSTOWN, OH | SCHOOL UNIVERSITY OF PITTSBURGH

ACQUIRED SIGNED AS A MINOR LEAGUE FREE AGENT ON JANUARY 11, 2017 | SIGNED BY (ROYALS)

YEAR TEAM	AVG	G	AB	R	H	2B	3B	HR	RBI	BB	SO	SB	CS	OBP	SLG	OPS	E
2015	- PLAYED IN INDEPENDENT LEAGUE -																
2016 Burlington	.255	44	161	26	41	11	5	2	29	13	43	1	0	.317	.422	.739	1
MLB Totals	.255	44	161	26	41	11	5	2	29	13	43	1	0	.317	.422	.739	1



VERA, ANDERSON**RHP**

HEIGHT 6-3 | WEIGHT 185 | BATS RIGHT | THROWS RIGHT

BORN OCTOBER 14, 1997 IN MARACAY, VEN | SCHOOL NO SCHOOL

ACQUIRED SIGNED AS AN INTERNATIONAL FREE AGENT ON JULY 3, 2014 | SIGNED BY WILMER CASTILLO AND ALBERT GONZÁLEZ (MARLINS)

YEAR TEAM	W-L	ERA	G	GS	CG	SHO	SV	IP	H	R	ER	HR	HB	BB	SO	WP	BK	AVG
2015 DSL Marlins	2-2	4.91	17	3	0	0	0	36.2	36	26	20	3	4	15	24	4	0	.261
2016 DSL Marlins	1-4	4.70	11	5	0	0	0	44.0	47	29	23	3	0	13	33	5	0	.272
MILB Totals	3-6	4.80	28	8	0	0	0	80.2	83	55	43	6	4	28	57	9	0	.267

VIDAL, DAVID**INF**

HEIGHT 5-11 | WEIGHT 185 | BATS RIGHT | THROWS RIGHT

BORN OCTOBER 23, 1989 IN SAN JUAN, PUR | SCHOOL MIAMI-DADE COMMUNITY COLLEGE

ACQUIRED SIGNED AS A MINOR LEAGUE FREE AGENT ON OCTOBER 27, 2016 | SIGNED BY TONY ARIAS (REDS)

YEAR TEAM	AVG	G	AB	R	H	2B	3B	HR	RBI	BB	SO	SB	CS	OBP	SLG	OPS	E	
2010 Billings	.172	8	29	2	5	0	0	0	0	2	3	0	1	.273	.172	.445	1	
AZL Reds	.297	36	145	30	43	13	2	6	34	14	30	0	0	.354	.538	.892	8	
Dayton	.154	4	13	2	2	1	0	0	2	2	4	0	0	.313	.231	.544	2	
2011 Dayton	.280	127	454	85	127	37	1	20	85	44	111	3	2	.350	.498	.848	10	
2012 Bakersfield	.281	35	121	20	34	7	0	7	21	13	26	3	0	.358	.512	.870	9	
Pensacola	.230	97	335	42	77	21	1	11	39	28	90	0	2	.294	.397	.691	3	
2013 Pensacola	.206	46	131	9	27	2	0	1	9	15	40	0	0	.286	.244	.530	4	
Bakersfield	.225	60	213	23	48	14	1	3	16	18	61	0	0	.294	.343	.637	11	
2014 Bakersfield	.260	50	177	25	46	14	0	4	34	20	41	0	0	.335	.407	.742	3	
2015	- PLAYED IN INDEPENDENT LEAGUE -																	
2016	- PLAYED IN INDEPENDENT LEAGUE -																	
MILB Totals	.253	463	1618	238	409	109	5	52	240	156	406	6	5	.323	.423	.746	51	

VILERA, JOSÉ**OF**

HEIGHT 5-11 | WEIGHT 155 | BATS RIGHT | THROWS RIGHT

BORN NOVEMBER 24, 1998 IN CARICUAO, VEN | SCHOOL NO SCHOOL

ACQUIRED SIGNED AS AN INTERNATIONAL FREE AGENT ON JULY 2, 2015

SIGNED BY CARLOS AVILA, WILMER CASTILLO, EDGARLUIS FUENTES, ALBERT GONZÁLEZ AND ROBIN ORDOÑEZ (MARLINS)

YEAR TEAM	AVG	G	AB	R	H	2B	3B	HR	RBI	BB	SO	SB	CS	OBP	SLG	OPS	E
2016 DSL Marlins	.222	28	99	11	22	3	0	0	11	5	29	5	0	.274	.253	.527	2

VILLOBOS, HOSNEI**RHP**

HEIGHT 6-4 | WEIGHT 165 | BATS RIGHT | THROWS RIGHT

BORN JUNE 3, 1999 IN CABIMAS, VEN | SCHOOL NO SCHOOL

ACQUIRED SIGNED AS AN INTERNATIONAL FREE AGENT ON JULY 2, 2015 | SIGNED BY WILMER CASTILLO AND ALBERT GONZÁLEZ (MARLINS)

YEAR TEAM	W-L	ERA	G	GS	CG	SHO	SV	IP	H	R	ER	HR	HB	BB	SO	WP	BK	AVG
2016	- DID NOT PLAY - INJURED -																	

VILLOBOS, JONAIKER**LHP**

HEIGHT 6-0 | WEIGHT 160 | BATS LEFT | THROWS LEFT

BORN JULY 11, 1999 IN EL PARAISO, VEN | SCHOOL NO SCHOOL

ACQUIRED SIGNED AS AN INTERNATIONAL FREE AGENT ON JULY 11, 2015 | SIGNED BY WILMER CASTILLO AND ALBERT GONZÁLEZ (MARLINS)

YEAR TEAM	W-L	ERA	G	GS	CG	SHO	SV	IP	H	R	ER	HR	HB	BB	SO	WP	BK	AVG
2016 DSL Marlins	1-2	4.76	16	1	0	0	0	39.2	46	26	21	1	1	13	32	6	0	.288

WASHINGTON, TY**INF**

HEIGHT 5-9 | WEIGHT 174 | BATS RIGHT | THROWS RIGHT

BORN SEPTEMBER 1, 1993 IN RICHARDSON, TX | SCHOOL PLANO EAST (TX) HS

ACQUIRED SIGNED AS A MINOR LEAGUE FREE AGENT ON NOVEMBER 11, 2016 | SIGNED BY JERRY FLOWERS (REDS)

YEAR TEAM	AVG	G	AB	R	H	2B	3B	HR	RBI	BB	SO	SB	CS	OBP	SLG	OPS	E
2012 AZL Reds	.270	17	63	9	17	0	2	2	9	9	12	6	2	.351	.429	.780	5
2013 Billings	.264	53	193	29	51	12	2	0	22	18	31	10	5	.326	.347	.673	9
2014 Billings	.288	50	198	40	57	15	0	4	22	16	28	20	3	.336	.424	.760	10
2015 AZL Reds	.324	11	34	7	11	3	0	1	6	3	4	5	1	.359	.500	.859	0
Dayton	.267	39	150	15	40	10	2	1	17	28	4	4	345	.380	.725	3	
Daytona	.197	18	61	10	12	4	0	0	2	9	17	0	1	.300	.262	.562	1
2016 Daytona	.238	68	240	37	57	14	2	5	11	18	57	3	1	.293	.375	.668	11
MILB Totals	.261	256	939	147	245	58	8	13	89	90	177	48	17	.324	.381	.706	39



WEAVER, CHUCK

RHP

HEIGHT 6-4 | WEIGHT 200 | BATS RIGHT | THROWS RIGHT

BORN JANUARY 4, 1991 IN FORT WAYNE, IN | SCHOOL UNIVERSITY OF INDIANA-PURDUE AT FORT WAYNE

ACQUIRED SIGNED AS NON-DRAFTED FREE AGENT ON AUGUST 20, 2015 | SIGNED BY BRETT WEST (MARLINS)

YEAR TEAM	W-L	ERA	G	GS	CG	SHO	SV	IP	H	R	ER	HR	HB	BB	SO	WP	BK	AVG
2015 Batavia	0-2	2.42	4	3	0	0	0	22.1	28	12	6	0	1	3	19	1	0	.298
2016 Greensboro	9-5	3.02	17	14	0	0	0	83.1	77	37	28	7	7	10	72	3	0	.242
MLB Totals	9-7	2.90	21	17	0	0	0	105.2	105	49	34	7	8	13	91	4	0	.255

WELLS, HUNTER

RHP

HEIGHT 6-2 | WEIGHT 170 | BATS RIGHT | THROWS RIGHT

BORN MAY 22, 1995 IN SPOKANE, WA | SCHOOL GONZAGA UNIVERSITY

ACQUIRED SELECTED IN THE 23RD ROUND OF 2016 FIRST-YEAR PLAYER DRAFT; SIGNED ON JULY 8, 2016 | SIGNED BY GABE SANDY (MARLINS)

YEAR TEAM	W-L	ERA	G	GS	CG	SHO	SV	IP	H	R	ER	HR	HB	BB	SO	WP	BK	AVG
2016 GCL Marlins	0-0	0.00	4	0	0	0	0	4.0	2	0	0	0	0	2	0	0	0	.167
Batavia	2-0	6.30	6	0	0	0	1	10.0	13	7	7	0	0	5	5	3	0	.317
MLB Totals	2-0	4.50	10	0	0	0	1	14.0	15	7	7	0	0	5	7	3	0	.283

WHEAT, DALTON

OF

HEIGHT 6-2 | WEIGHT 185 | BATS LEFT | THROWS RIGHT

BORN NOVEMBER 27, 1993 IN WICHITA, KS | SCHOOL EMPORIA STATE UNIVERSITY (KS)

ACQUIRED SIGNED AS A MINOR LEAGUE FREE AGENT ON OCTOBER 17, 2016 | SIGNED BY DAVID ESPINOSA (MARLINS)

YEAR TEAM	AVG	G	AB	R	H	2B	3B	HR	RBI	BB	SO	SB	CS	OBP	SLG	OPS	E
2016	-- PLAYED IN INDEPENDENT LEAGUE --																

WHEATLEY, BRENT

RHP

HEIGHT 6-4 | WEIGHT 210 | BATS RIGHT | THROWS RIGHT

BORN AUGUST 31, 1993 IN VILLA PARK, CA | SCHOOL UNIVERSITY OF SOUTHERN CALIFORNIA

ACQUIRED SELECTED IN THE 17TH ROUND OF 2016 FIRST-YEAR PLAYER DRAFT; SIGNED ON JUNE 16, 2016 | SIGNED BY ROBBY CORSARO (MARLINS)

YEAR TEAM	W-L	ERA	G	GS	CG	SHO	SV	IP	H	R	ER	HR	HB	BB	SO	WP	BK	AVG
2016 Batavia	0-3	8.59	15	0	0	0	1	22.0	31	25	21	1	3	11	14	2	0	.333
GCL Marlins	0-0	0.00	2	0	0	0	0	3.0	1	0	0	0	0	1	5	0	0	.143
MLB Totals	0-3	7.56	17	0	0	0	1	25.0	32	25	21	1	3	12	19	2	0	.320

WILMORE, LUIS

RHP

HEIGHT 6-3 | WEIGHT 170 | BATS RIGHT | THROWS RIGHT

BORN JULY 5, 1996 IN SANTO DOMINGO, DOM | SCHOOL NO SCHOOL

ACQUIRED SIGNED AS AN INTERNATIONAL FREE AGENT ON AUGUST 19, 2015 | SIGNED BY HUGO AGUERO, ALBERT GONZÁLEZ AND SANDY NIN (MARLINS)

YEAR TEAM	W-L	ERA	G	GS	CG	SHO	SV	IP	H	R	ER	HR	HB	BB	SO	WP	BK	AVG
2016 DSL Marlins	0-1	18	3	0	0	0	0	2.0	3	4	4	1	0	4	1	5	1	.375

YARBROUGH, ALEX

INF

HEIGHT 6-0 | WEIGHT 200 | BATS SWITCH | THROWS RIGHT

BORN AUGUST 3, 1991 IN ALLEN, TX | SCHOOL UNIVERSITY OF MISSISSIPPI

ACQUIRED SELECTED IN THIRD ROUND OF TRIPLE-A PHASE OF RULE 5 DRAFT ON DECEMBER 8, 2016 | SIGNED BY JT ZINK (ANGELS)

YEAR TEAM	AVG	G	AB	R	H	2B	3B	HR	RBI	BB	SO	SB	CS	OBP	SLG	OPS	E
2012 Cedar Rapids	.287	58	244	35	70	12	9	0	27	10	20	9	2	.320	.410	.730	5
Arkansas	.111	5	18	1	2	1	0	0	0	3	0	0	0	.111	.167	.278	2
2013 Inland Empire	.313	136	582	77	182	32	10	11	80	27	106	14	4	.341	.459	.800	10
2014 Arkansas	.285	136	544	66	155	38	4	5	77	33	124	6	6	.321	.397	.718	10
2015 Salt Lake	.236	128	500	56	118	29	3	3	48	26	136	1	1	.274	.324	.598	14
2016 Salt Lake	.214	4	14	0	3	1	1	0	3	0	1	0	0	.200	.429	.629	1
Arkansas	.267	131	510	48	136	32	3	4	52	32	128	11	7	.307	.365	.672	3
MLB Totals	.276	598	2412	283	666	145	30	23	287	128	518	41	20	.311	.390	.701	45

YELICH, COLLIN

C

HEIGHT 6-2 | WEIGHT 180 | BATS LEFT | THROWS RIGHT

BORN OCTOBER 1, 1993 IN TARZANA, CA | SCHOOL SAM HOUSTON STATE UNIVERSITY

ACQUIRED SIGNED AS A MINOR LEAGUE FREE AGENT ON DECEMBER 15, 2016 | SIGNED BY TOM BATTISTA (BRAVES)

YEAR TEAM	AVG	G	AB	R	H	2B	3B	HR	RBI	BB	SO	SB	CS	OBP	SLG	OPS	E
2015 GCL Braves	.242	43	124	13	30	5	0	1	13	23	15	2	2	.369	.306	.675	2
2016 Danville	.154	11	26	3	4	1	0	0	1	5	8	0	0	.371	.192	.563	0
GCL Braves	.211	10	19	2	4	0	0	0	2	3	5	0	0	.333	.211	.544	0
MLB Totals	.225	64	169	18	38	6	0	1	16	31	28	2	2	.365	.278	.643	2





OPPONENTS



ARIZONA DIAMONDBACKS

NL WEST | 2016 FINISH: 69-93 (4th)

CHASE FIELD - 401 E. JEFFERSON STREET - OPENED 1998 (48,519)
602-462-6500 (OFFICE)

Executive VP & General Manager: Mike Hazen
Senior VP & Asst. General Manager: Amiel Sawdaye
Senior VP & Asst. General Manager: Jared Porter
Senior VP, Communications: Josh Rawitch
Senior Director, Player & Media Relations: Casey Wilcox
Team Twitter: @Dbacks/@LosDbacks



Torey Lovullo

2017 FIELD STAFF

Manager: Torey Lovullo
1st Career Season
Bench: Ron Gardenhire
Hitting: Dave Magadan
Asst. Hitting: Tim Laker
Pitching: Mike Butcher
Bulpen: Mike Fetters
1st Base: Dave McKay
3rd Base: Tony Perezchica

SERIES INFORMATION

Largest Margin of Victory:	9 (4x) - last, August 20, 2012 at ARI (12-3)
Largest Margin of Defeat:	11 (2x) - last, May 30, 2011 at ARI (15-4)
Most Runs Scored:	14 (2x) - last, July 9, 2009 at ARI (14-7)
Most Runs Allowed:	15 (2x) - last, May 30, 2011 at ARI (15-4)
Longest Winning Streak:	6 (2x), last, July 21, 2015-June 10, 2016
Longest Losing Streak:	8, May 20, 1998-Aug. 26, 1999
Last Two-Game Sweep By Marlins in Miami:	None
By Marlins in Phoenix:	None
By Arizona in Miami:	May 20-21, 1998
By Arizona in Phoenix:	None
Last Three-Game Sweep By Marlins in Miami:	May 3-5, 2016
By Marlins in Phoenix:	None
By Arizona in Miami:	Aug. 24-26, 1999
By Arizona in Phoenix:	Aug. 9-11, 2002
Last Four-Game Sweep By Marlins in Miami:	None
By Marlins in Phoenix:	None
By Arizona in Miami:	May 18-21, 2015
By Arizona in Phoenix:	July 23-26, 2007
Largest Home Crowd:	40,819 - May 23, 2004
Largest Away Crowd:	47,720 - Aug. 10, 2002

SERIES HISTORY

YEAR	HOME	ROAD	TOTAL	YEAR	HOME	ROAD	TOTAL	YEAR	HOME	ROAD	TOTAL
1998	1-3	1-3	2-6	2005	2-1	2-1	4-2	2012	1-3	2-2	3-5
1999	0-3	1-5	1-8	2006	2-1	2-1	4-2	2013	1-2	1-2	2-4
2000	3-3	2-1	5-4	2007	1-2	0-4	1-6	2014	3-1	1-2	4-3
2001	2-1	0-3	2-4	2008	5-1	2-1	7-2	2015	0-4	2-1	2-5
2002	1-2	0-3	1-5	2009	1-3	2-2	3-5	2016	4-3	1-2	3-0
2003	3-0	2-2	5-2	2010	1-1	2-2	3-3	Total	34-35	25-41	59-76
2004	3-1	1-2	4-3	2011	1-3	1-2	2-5				

2016 RESULTS

DATE	SITE	RESULT	WIN	LOSS	SAVE	TIME	ATT
5/3	MIA	W,7-4	Nicolino	Chafin	Ramos	3:11	16,323
5/4	MIA	W,4-3	Fernández	De La Rosa	Ramos	2:48	17,043
5/5 *	MIA	W,4-0	Conley	Ray	---	2:47	16,704
6/10	ARI	W,8-6	Ellington	Clippard	Ramos	3:10	26,970
6/11	ARI	L,3-5	Godley	Fernández	Ziegler	2:33	33,442
6/12	ARI	L,0-6	Ray	Conley	---	2:41	27,741

*Roof & windows open

2017 SCHEDULE

DAY	DATE	SITE	TIME
Thurs.	6/1	MIA	7:10
Fri.	6/2	MIA	7:10
Sat.	6/3	MIA	1:10
Sun.	6/4	MIA	1:10
Fri.	9/22	ARI	6:40
Sat.	9/23	ARI	5:10
Sun.	9/24	ARI	1:10

* All time Eastern; subject to change

NOTABLE MOMENTS IN SERIES HISTORY

- On September 6, 2006, Anibal Sanchez, making just his 13th career start, threw the fourth no-hitter in Marlins' history in a 2-0 win over Arizona at Sun Life Stadium.
- It was the 233rd no-hitter in Major League history (127th in NL), the 19th by a rookie, and the second by a Venezuelan pitcher.



ATLANTA BRAVES

NL EAST | 2016 FINISH: 68-93 (5th)

SUNTRUST PARK • 755 BATTERY AVENUE SE • OPENED 2017 (41,149)
404-614-1463 (PRESS BOX)

Vice Chairman: John Schuerholz
 President, Baseball Operations: John Hart
 General Manager: John Coppolella
 Team Travel Manager: Josh Hall
 Sr. Director of Media Relations: Brad Hainje
 Team Twitter: @Braves



Brian Snitker

2017 FIELD STAFF

Manager: Brian Snitker
 2nd Season w/ ATL (59-65/416)
 2nd Career Season
 Bench: Terry Pendleton
 Hitting: Kevin Seitzer
 Pitching: Chuck Hernandez
 Bullpen: Marty Perez
 1st Base: Eddie Perez
 3rd Base: Ron Washington

SERIES INFORMATION

Largest Margin of Victory:	19 - July 1, 2003 at FLA (20-1)
Largest Margin of Defeat:	18 - October 3, 1999 at ATL (18-0)
Most Runs Scored:	20 - July 1, 2003 at FLA (20-1)
Most Runs Allowed:	20 - Oct. 5, 2001 at ATL (20-3)
Longest Winning Streak:	7 - August 9-September 27, 2015
Longest Losing Streak:	11 - July 15, 1994-Aug. 15, 1995
Last Two-Game Sweep By Marlins in Miami:	None
By Marlins in Atlanta:	May 13-14, 1997
By Atlanta in Miami:	May 15-17, 2015
By Atlanta in Atlanta:	July 17-18, 2002
Last Three-Game Sweep By Marlins in Miami:	Sept. 25-27, 2015
By Marlins in Atlanta:	Aug. 31-Sept. 2, 2015
By Atlanta in Miami:	April 15-17, 2016
By Atlanta in Atlanta:	Sept. 25-27, 2012
Last Four-Game Sweep By Marlins in Miami:	None
By Marlins in Atlanta:	None
By Atlanta in Miami:	None
By Atlanta in Atlanta:	May 15-18, 2006
Largest Home Crowd:	57,405 - April 5, 2005 (Opening Day)
Largest Away Crowd:	51,775 - Sept. 24, 2005

SERIES HISTORY

YEAR	HOME	ROAD	TOTAL	YEAR	HOME	ROAD	TOTAL	YEAR	HOME	ROAD	TOTAL
1993	2-4	3-3	5-7	2001	5-4	5-5	10-9	2009	4-5	6-3	10-8
1994	2-4	2-4	4-8	2002	5-5	3-6	8-11	2010	5-4	2-7	7-11
1995	2-5	1-5	3-10	2003	6-3	4-6	10-9	2011	2-7	4-5	6-12
1996	5-1	2-5	7-6	2004	4-5	1-9	5-14	2012	2-7	2-7	4-14
1997	4-2	4-2	8-4	2005	6-4	2-6	8-10	2013	2-8	4-5	6-13
1998	3-3	2-4	5-7	2006	5-4	3-7	8-11	2014	5-4	5-5	10-9
1999	2-4	2-5	4-9	2007	4-5	4-5	8-10	2015	3-6	6-4	9-10
2000	4-2	2-4	6-6	2008	5-4	3-6	8-10	2016	2-6	5-5	7-11
								Total	89-106	77-123	166-229

At Fulton County Stadium: 8-17

At Turner Field: 68-106

At Fort Bragg Field: 1-0

2016 RESULTS

DATE	SITE	RESULT	WIN	LOSS	SAVE	TIME	ATT
4/15	MIA	L, 3-6	Ogando	Phelps	Vizcaino	3:05	18,071
4/16	MIA	L, 4-6	Norris	Koehler	Grilli	2:55	33,123
4/17	MIA	L, 5-6 (10)	Grilli	Jackson	Wisler	3:29	24,780
5/27	ATL	L, 2-4	Krol	Phelps	Vizcaino	3:13	19,325
5/28	ATL	L, 2-7	O'Flaherty	Ureña	---	3:15	33,879
5/29	ATL	W, 7-3	Koehler	Teheran	---	3:18	50,247
6/21	MIA	L, 2-3 (10)	Withrow	Barracough	Vizcaino	3:16	19,961
6/22	MIA	W, 3-0	Conley	Gant	Ramos	2:27	22,642
6/30	ATL	L, 5-8	Alvarez	Chen	Cabrera	3:33	16,097
7/1	ATL	W, 7-5 (12)	Wittgren	Kelly	McGowan	4:05	32,036
7/2	ATL	L, 1-9	Harrell	Fernández	---	2:28	23,448
7/3	ATL	W, 5-2	Conley	Wisler	---	2:59	12,582
9/12	ATL	L, 7-12	Roe	Ellington	---	3:35	18,271
9/13	ATL	W, 7-5	Nicolino	Wisler	Ramos	3:24	20,125
9/14	ATL	W, 7-5	Fernández	Teheran	Ramos	3:04	21,498
9/22	MIA	L, 3-6	Collimenter	Ureña	Cabrera	2:46	22,086
9/23	MIA	L, 2-3	Cunniff	Ramos	Cabrera	3:08	23,924
9/24	MIA	W, 6-4	Ellington	Blair	Ramos	3:21	26,178

2017 SCHEDULE

DAY	DATE	SITE	TIME
Tues.	4/11	MIA	7:10
Weds.	4/12	MIA	7:10
Fri.	5/12	MIA	7:10
Sat.	5/13	MIA	7:10
Sun.	5/14	MIA	1:10
Fri.	6/16	ATL	7:35
Sat.	6/17	ATL	4:10
Sun.	6/18	ATL	1:35
Fri.	8/4	ATL	7:35
Sat.	8/5	ATL	7:10
Sun.	8/6	ATL	1:35
Thurs.	9/7	ATL	7:35
Fri.	9/8	ATL	7:35
Sat.	9/9	ATL	7:10
Sun.	9/10	ATL	1:35
Thurs.	9/28	MIA	7:10
Fri.	9/29	MIA	7:10
Sat.	9/30	MIA	7:10
Sun.	10/1	MIA	3:10

* All time Eastern; subject to change



FRONT OFFICE | FIELD STAFF | IN NEWS | 2016 IN REVIEW | CLUB HISTORY | POSTSEASON HISTORY | AREA DEVELOPMENT | 2017 OPPONENTS | GENERAL INFORMATION

CHICAGO CUBS

NL CENTRAL | 2016 FINISH: 103-58 (1st)

WRIGLEY FIELD - 1060 W. ADDISON STREET - OPENED 1914 (41,160)
773-404-4191 (OFFICE) - 773-404-4209 (PRESS BOX)

President, Baseball Operations: Theo Epstein
Executive VP & General Manager: Jed Hoyer
Traveling Secretary: Vijay Tekchandani
Director of Media Relations: Peter Chase
Asst. Director of Media Relations: Jason Carr
Team Twitter: @Cubs



Joe Maddon

2017 FIELD STAFF

Manager: Joe Maddon
3rd Season w/ CHC (200-123 / 619)
14th Career Season (191-452 / 535)
Bench: Dave Martinez
Hitting: John Mallee
Asst. Hitting: Eric Hiseke
Pitching: Chris Bosio
Bullpen: Lester Stedie
1st Base: Brandon Hyde
3rd Base: Gray Jones
Quality Assurance: Henry Blanco

SERIES INFORMATION

Largest Margin of Victory: 11 - August 26, 1997 at CHC (11-0)
Largest Margin of Defeat: 14 (2x) - last, June 14, 2005 at CHC (14-0)
Most Runs Scored: 15 - June 15, 2005 at CHC
Most Runs Allowed: 16 - July 20, 2003 at FLA
Longest Winning Streak: 10 - April 26, 2006-September 27, 2007
Longest Losing Streak: 6 (2x) - last, May 12, 2010-May 19, 2011
Last Two-Game Sweep By Marlins in Miami: Aug. 19-20, 1997
By Marlins in Chicago: April 8-10, 1997
By Chicago in Miami: May 18-19, 2011
By Chicago in Chicago: None
Last Three-Game Sweep By Marlins in Miami: April 17-19, 2012
By Marlins in Chicago: May 28-30, 2007
By Chicago in Miami: Sept. 17-19, 2010
By Chicago in Chicago: Aug. 1-3, 2016
Last Four-Game Sweep By Marlins in Miami: None
By Marlins in Chicago: None
By Chicago in Miami: None
By Chicago in Chicago: None
Largest Home Crowd: 44,075 - May 22, 1993
Largest Away Crowd: 41,630 - May 28, 2007

SERIES HISTORY

YEAR	HOME	ROAD	TOTAL	YEAR	HOME	ROAD	TOTAL	YEAR	HOME	ROAD	TOTAL
1993	5-2	2-4	7-6	2001	2-1	1-2	3-3	2009	2-1	1-3	3-4
1994	0-2	5-2	5-4	2002	2-1	0-3	2-4	2010	0-3	2-1	2-4
1995	2-4	2-4	4-8	2003	1-2	1-2	2-4	2011	0-2	3-1	3-3
1996	3-3	3-3	6-6	2004	1-1	2-2	3-3	2012	3-0	1-2	4-2
1997	5-0	4-2	9-2	2005	0-3	4-2	4-5	2013	1-3	2-1	3-4
1998	2-4	0-3	2-7	2006	3-0	1-2	4-2	2014	1-2	1-2	2-4
1999	1-5	2-1	3-6	2007	3-0	3-0	6-0	2015	2-1	1-2	3-3
2000	3-0	3-1	6-1	2008	1-2	2-2	3-4	2016	3-1	0-3	3-4
								Total	46-43	46-50	92-93

2016 RESULTS

DATE	SITE	RESULT	WIN	LOSS	SAVE	TIME	ATT
6/23	MIA	W,4-2	Barracrough	Strop	Phelps	2:43	25,291
6/24	MIA	L,4-5	Cahill	Dunn	Rondon	3:24	24,385
6/25	MIA	W,9-6	Clemens	Lackey	Ramos	3:09	29,457
6/26	MIA	W,6-1	Fernández	Hammel	---	3:07	27,318
8/1	CHC	L,0-5	Hendricks	Conley	---	2:47	40,937
8/2	CHC	L,2-3	Hammel	Fernández	Chapman	2:48	40,419
8/3	CHC	L,4-5	Grimm	Ramos	---	3:19	41,147

2017 SCHEDULE

DAY	DATE	SITE	TIME
Mon.	6/5	CHC	8:05
Tues.	6/6	CHC	8:05
Weds.	6/7	CHC	8:05
Thurs.	6/22	MIA	7:10
Fri.	6/23	MIA	7:10
Sat.	6/24	MIA	4:10
Sun.	6/25	MIA	1:10

* All time Eastern; subject to change

NOTABLE MOMENTS IN SERIES HISTORY

- The Marlins have more wins against the Cubs (92) than any other National League Central team.
- In 2003, the Cubs (13) and Marlins (10) combined for 23 home runs in the National League Championship Series, setting a new record for the series.



CINCINNATI REDS

NL CENTRAL | 2015 FINISH: 64-98 (5th)

GREAT AMERICAN BALL PARK - 100 JOE NUXHALL WAY
OPENED 2003 (42,271)

513-765-7800 (OFFICE) - 513-765-7350/7160 (PRESS BOX/VISITING PR)

President & Chief Executive Officer: Bob Castellini
President of Baseball Ops. & GM: Dick Williams
Sr. Director, Team Travel: Gary Wahoff
Vice President of Media Relations: Rob Butcher
Team Twitter: @reds




Bryan Price

2017 FIELD STAFF

Manager: Bryan Price
4th Season w/ CIN (208-278/428)
4th Career Season
Bench: Jim Riggleman
Hitting: Don Long
Asst. Hitting: Tony Jaramillo
Pitching: Mack Jenkins
Asst. Pitching: Ted Power
1st Base: Freddie Benavides
3rd Base: Billy Hatcher

SERIES INFORMATION

Largest Margin of Victory:	12 - June 23, 1995 at CIN (16-4)
Largest Margin of Defeat:	14 - August 31, 1996 at CIN (22-8)
Most Runs Scored:	16 - June 23, 1995 at CIN (16-4)
Most Runs Allowed:	22 - Aug. 31, 1996 at CIN (22-8)
Longest Winning Streak:	6 - July 11, 2015-Aug. 15, 2016
Longest Losing Streak:	9 - May 13-Aug. 30, 1998
Last Two-Game Sweep By Marlins in Miami:	May 27-28, 1996
By Marlins in Cincinnati:	None
By Cincinnati in Miami:	None
By Cincinnati in Cincinnati:	May 13-14, 1998
Last Three-Game Sweep By Marlins in Miami:	July 8-10, 2016
By Marlins in Cincinnati:	May 23-25, 2003
By Cincinnati in Miami:	May 14-16, 2013
By Cincinnati in Cincinnati:	Aug. 13-15, 2010
Last Four-Game Sweep By Marlins in Miami:	None
By Marlins in Cincinnati:	None
By Cincinnati in Miami:	None
By Cincinnati in Cincinnati:	September 10-13, 1999
Largest Home Crowd:	44,363 - July 24, 1993
Largest Away Crowd:	42,006 - July 17, 1993



SERIES HISTORY

YEAR	HOME	ROAD	TOTAL	YEAR	HOME	ROAD	TOTAL	YEAR	HOME	ROAD	TOTAL			
1993	3-3	2-4	5-7	2001	2-1	0-3	2-4	2009	1-1	2-2	3-3			
1994	3-3	2-4	5-7	2002	0-3	1-2	1-5	2010	2-2	0-3	2-5			
1995	3-3	3-3	6-6	2003	1-2	3-0	4-2	2011	1-2	2-1	3-3			
1996	5-1	4-2	9-3	2004	0-3	2-1	2-4	2012	2-1	1-2	3-3			
1997	4-2	2-3	6-5	2005	2-1	2-1	4-2	2013	0-3	1-3	1-6			
1998	0-3	0-6	0-9	2006	1-2	1-2	2-4	2014	1-3	2-1	3-4			
1999	1-2	0-4	1-6	2007	3-1	0-3	3-4	2015	3-1	1-2	4-3			
2000	1-2	5-1	6-3	2008	2-2	0-4	2-6	2016	3-0	1-3	4-3			
At Riverfront Stadium: 19-32				At GABP: 18-28				Total				44-47	37-60	81-107

2016 RESULTS

DATE	SITE	RESULT	WIN	LOSS	SAVE	TIME	ATT
7/8	MIA	W,3-1	Fernández	Straily	Ramos	2:16	22,333
7/9	MIA	W,4-2	Conley	Lamb	Ramos	2:48	23,653
7/10	MIA	W,7-3	Dunn	Reed	---	3:04	22,394
8/15	CIN	W,6-3	Phelps	Finnegan	Rodney	3:41	16,918
8/16	CIN	L,3-6	DeSclafani	Ureña	Cingrani	2:34	14,440
8/17	CIN	L,2-3	Smith	Wittgren	Cingrani	3:07	13,973
8/18	CIN	L,4-5	Straily	Fernández	Iglesias	2:40	14,108

2017 SCHEDULE

DAY	DATE	SITE	TIME
Fri.	7/21	CIN	7:30
Sat.	7/22	CIN	7:10
Sun.	7/23	CIN	1:10
Thurs.	7/27	MIA	7:30
Fri.	7/28	MIA	7:30
Sat.	7/29	MIA	7:30
Sun.	7/30	MIA	1:10

* All time Eastern; subject to change

NOTABLE MOMENTS IN SERIES HISTORY

- On September 27, 2006 Anibal Sanchez improved to 10-3 on the year in Florida's 7-2 victory over the Reds. With that win, the Marlins became the first team in MLB history to have four rookies with 10-plus wins, as Sanchez joined Scott Olsen, Josh Johnson, and Ricky Nolasco in reaching the plateau.
- On July 11, 2015 the Marlins set a new Club record for consecutive hits with nine during an eight-run seventh inning in a 14-3 win at Marlins Park. The Marlins totaled 10 hits in the frame, tying a Club record.



COLORADO ROCKIES

NL WEST | 2016 FINISH: 75-87 (3rd)

COORS FIELD - 2001 BLAKE ST. - OPENED 1995 (50,480)
303-312-2325 (OFFICE)

Senior Vice President & General Manager: Jeff Bridich
Vice President, Communications & Marketing: Jill Campbell
Director, Communications: Warren Miller
Team Twitter: @Rockies



Bud Black

2017 FIELD STAFF

Manager: Bud Black
1st Season w/ COL
9th Career Season (649-713/477)
Bench: Mike Redmond
Hitting: Duane Espy
Asst. Hitting: Jeff Salazar
Pitching: Steve Foster
Bullpen: Darren Holmes
1st Base: Tony Diaz
3rd Base: Stu Cole

SERIES INFORMATION

Largest Margin of Victory:	17 - September 17, 1995 at COL (17-0)
Largest Margin of Defeat:	13 - Sept. 16, 2007 at COL (13-0)
Most Runs Scored:	17 (2x) - last, July 4, 2008 at COL (17-18)
Most Runs Allowed:	18 - July 4, 2008 at COL (17-18)
Longest Winning Streak:	7 - April 28, 2004-May 7, 2005
Longest Losing Streak:	8 - April 28, 1998-June 20, 1999
Last Two-Game Sweep By Marlins in Miami:	April 27-28, 1994
By Marlins in Denver:	None
By Colorado in Miami:	None
By Colorado in Denver:	August 8, 2005
Last Three-Game Sweep By Marlins in Miami:	Aug. 27-29, 2004
By Marlins in Denver:	June 2-4, 2006
By Colorado in Miami:	April 28-30, 2006
By Colorado in Denver:	Aug. 19-21, 2003
Last Four-Game Sweep By Marlins in Miami:	May 9-12, 1996
By Marlins in Denver:	None
By Colorado in Miami:	None
By Colorado in Denver:	Sept. 7-10, 1998
Largest Home Crowd:	43,583 - May 1, 1993
Largest Away Crowd:	71,192 - April 25, 1993

SERIES HISTORY

YEAR	HOME	ROAD	TOTAL	YEAR	HOME	ROAD	TOTAL	YEAR	HOME	ROAD	TOTAL
1993	3-3	2-4	5-7	2001	2-1	0-3	2-4	2009	2-1	2-1	4-2
1994	5-1	4-2	9-3	2002	1-2	1-3	2-5	2010	3-1	1-2	4-3
1995	4-2	3-3	7-5	2003	2-1	0-3	2-4	2011	2-1	1-2	3-3
1996	7-0	1-5	8-5	2004	3-0	2-1	5-1	2012	2-1	2-2	4-3
1997	2-4	2-3	4-7	2005	2-1	1-2	3-3	2013	1-2	3-1	4-3
1998	2-1	1-5	3-6	2006	0-3	3-0	3-3	2014	3-1	1-2	4-3
1999	4-2	0-3	4-5	2007	1-2	2-1	3-3	2015	3-1	2-1	5-2
2000	2-1	3-3	5-4	2008	2-2	1-3	3-5	2016	3-1	2-1	5-2
								Total	61-35	40-56	101-91

At Mile High Stadium: 6-6

At Coors Field: 34-50

2016 RESULTS

DATE	SITE	RESULT	WIN	LOSS	SAVE	TIME	ATT
6/17	MIA	W,5-1	Wittgren	Gray	---	2:57	19,767
6/18	MIA	W,9-6	McGowan	Butler	Ramos	3:23	19,655
6/19	MIA	W,3-0	Koehler	Anderson	Ramos	2:51	24,993
6/20	MIA	L,3-5	De La Rosa	Ellington	Estevez	3:17	18,187
8/5	COL	W,5-3	Ellington	Estevez	Ramos	3:24	27,888
8/6	COL	L,6-12	Bettis	Cashner	---	3:25	37,699
8/7	COL	W,10-7	Conley	Gray	Rodney	3:29	40,875

2017 SCHEDULE

DAY	DATE	SITE	TIME
Fri.	8/11	MIA	7:30
Sat.	8/12	MIA	7:30
Sun.	8/13	MIA	1:30
Mon.	9/25	COL	8:40
Tues.	9/26	COL	8:40
Weds.	9/27	COL	3:10

* All time Eastern, subject to change

NOTABLE MOMENTS IN SERIES HISTORY

- On May 11, 1996 Al Leiter threw the first no-hitter in Marlins franchise history, in an 11-0 win over Colorado.
- The Marlins and Rockies put on a fireworks show on July 4, 2008, combining for 35 runs, 43 hits, and 21 extra-base hits in an 18-17 win for Colorado at Coors Field. All three combined totals are Club records for a single game. The Marlins had 22 hits and nine extra-base hits (7 doubles, 2 home runs), while the Rockies had 21 hits and 12 extra-base hits (6 doubles, 6 home runs).
- The Marlins have won more games against the Rockies (96) than against any other National League West team.



LOS ANGELES DODGERS

NL WEST | 2016 FINISH: 91-71 (1st)

DODGER STADIUM - 1000 VIN SCULLY AVE. - OPENED 1962 (\$6,000)
323-224-1301 (OFFICE) - 323-224-1425 (PRESS BOX)

President of Baseball Operations: Andrew Friedman
General Manager: Farhan Zaidi
Director, Team Travel: Scott Akasaki
Senior Director, Public Relations: Joe Jareck
Assistant Director, Public Relations: Yvonne Carrasco
Team Twitter: @dodgers



Dave Roberts

2017 FIELD STAFF

Manager: Dave Roberts
2nd Season w/LAD (91-71/582)
3rd Career Season (91-72/598)
Bench: Bob Geren
Hitting: Turner Ward
Asst. Hitting: Tim Myers
Pitching: Rick Honeycutt
Bullpen: Josh Bard
1st Base: George Lombard
3rd Base: Chris Woodward
Quality Assurance: Juan Castro

SERIES INFORMATION

Largest Margin of Victory: 11 - August 16, 2006 at LAD (15-4)
Largest Margin of Defeat: 12 - April 30, 2008 at FLA (13-1)
Most Runs Scored: 15 - Aug. 16, 2006 at LAD (15-4)
Most Runs Allowed: 14 - May 17, 2005 at LAD (14-5)
Longest Winning Streak: 5 - April 25-September 9, 2016
Longest Losing Streak: 6 (2x) - last, Aug. 21, 2002-Aug. 11, 2003
Last Two-Game Sweep By Marlins in Miami: July 16-17, 1997
By Marlins in Los Angeles: None
By Los Angeles in Miami: Aug. 20-21, 1998
By Los Angeles in Los Angeles: None
Last Three-Game Sweep By Marlins in Miami: September 6-8, 1999
By Marlins in Los Angeles: None
By Los Angeles in Miami: April 29-May 1, 2008
By Los Angeles in Los Angeles: May 16-18, 2003
Last Four-Game Sweep By Marlins in Miami: None
By Marlins in Los Angeles: April 25-28, 2016
By Los Angeles in Miami: None
By Los Angeles in Los Angeles: None
Largest Home Crowd: 44,427 - Sept. 4, 1993
Largest Away Crowd: 55,220 - July 12, 2008

SERIES HISTORY

YEAR	HOME	ROAD	TOTAL	YEAR	HOME	ROAD	TOTAL	YEAR	HOME	ROAD	TOTAL
1993	2-4	3-3	5-7	2001	1-2	1-3	2-5	2009	1-2	2-1	3-3
1994	2-1	1-2	3-3	2002	2-1	1-2	3-3	2010	2-1	2-1	4-2
1995	1-5	2-2	3-7	2003	2-2	0-3	2-5	2011	2-1	1-2	3-3
1996	4-2	2-5	6-7	2004	1-2	2-1	3-3	2012	1-2	1-2	2-4
1997	5-0	2-4	7-4	2005	3-1	2-1	5-2	2013	1-3	1-2	2-5
1998	2-4	2-1	4-5	2006	0-3	1-2	1-5	2014	2-1	1-2	3-3
1999	3-0	4-2	7-2	2007	2-2	2-1	4-3	2015	1-2	1-2	2-4
2000	2-4	0-3	2-7	2008	0-3	3-1	3-4	2016	2-1	4-0	6-1
								Total	44-49	41-48	85-97

2016 RESULTS

DATE	SITE	RESULT	WIN	LOSS	SAVE	TIME	ATT
4/25	LAD	W,3-2	Chen	Stripling	Ramos	2:51	44,954
4/26	LAD	W,6-3	Koehler	Kershaw	Ramos	3:02	41,102
4/27	LAD	W,2-0	Nicolino	Kazmir	Ureña	3:03	38,909
4/28	LAD	W,5-3	Fernández	Maeda	Ramos	2:51	44,009
9/9	MIA	W,4-1	Fernández	Kershaw	Ramos	3:08	22,940
9/10	MIA	L,0-5	Hill	Koehler	—	2:52	20,933
9/11	MIA	W,3-0	Ureña	Maeda	Ramos	2:26	20,188

2017 SCHEDULE

DAY	DATE	SITE	TIME
Thurs.	5/18	LAD	10:10
Fri.	5/19	LAD	10:10
Sat.	5/20	LAD	10:10
Sun.	5/21	LAD	4:10
Fri.	7/14	MIA	7:10
Sat.	7/15	MIA	7:10
Sun.	7/16	MIA	1:10

* All Time Eastern; subject to change

NOTABLE MOMENTS IN SERIES HISTORY

- On April 5, 1993 the Marlins defeated Orel Hershiser and the Los Angeles Dodgers 6-3 to win their inaugural game before a sellout crowd of 42,334 at Joe Robbie Stadium.



MILWAUKEE BREWERS

NL CENTRAL | 2016 FINISH: 73-89 (4th)

MILLER PARK - ONE BREWERS WAY - OPENED 2001 (41,900)
414-902-4500 (OFFICE)

General Manager: David Stearns
 Vice President & Assistant GM: Matt Arnold
 Sr. Director, Team Travel & Clubhouse Ops.: Dan Larrea
 Sr. Director, Media Relations: Mike Vassallo
 Team Twitter: @Brewers



Craig Counsell

2017 FIELD STAFF

Manager: Craig Counsell
 5th Edition: W/ML (134-165/445)
 2nd Career Season
 Bench: Pat Murphy
 Hitting: David Elias
 Pitching: Derek Johnson
 Bullpen: Lee Tunnel
 7th Year: Herb
 2nd Season: Steven

SERIES INFORMATION

Largest Margin of Victory:	10 - August 14, 2004 at MIL (11-1)
Largest Margin of Defeat:	9 (3x) - last, May 1, 2016 at MIL (14-5)
Most Runs Scored:	14 - May 14, 1999 at MIL (14-6)
Most Runs Allowed:	14 - May 1, 2016 at MIL (14-5)
Longest Winning Streak:	9 - Aug. 25, 2005-April 9, 2007
Longest Losing Streak:	12 - April 3, 1998-May 5, 1999
Last Two-Game Sweep By Marlins in Miami:	None
By Marlins in Milwaukee:	None
By Milwaukee in Miami:	July 20-21, 1998
By Milwaukee in Milwaukee:	None
Last Three-Game Sweep By Marlins in Miami:	May 6-8, 2008
By Marlins in Milwaukee:	September 1-3, 2006
By Milwaukee in Miami:	May 3-5, 1999
By Milwaukee in Milwaukee:	July 19-21, 2013
Last Four-Game Sweep By Marlins in Miami:	Aug. 25-28, 2006
By Marlins in Milwaukee:	None
By Milwaukee in Miami:	June 3-6, 2011
By Milwaukee in Milwaukee:	None
Largest Home Crowd:	33,897 - July 7, 2005
Largest Away Crowd:	53,509 - April 10, 2000

SERIES HISTORY

YEAR	HOME	ROAD	TOTAL	YEAR	HOME	ROAD	TOTAL	YEAR	HOME	ROAD	TOTAL
1998	0-6	0-3	0-9	2005	2-2	1-2	3-4	2012	2-2	2-2	4-4
1999	3-3	2-1	5-4	2006	4-0	3-0	7-0	2013	1-2	0-3	1-5
2000	2-2	1-2	3-4	2007	1-2	1-3	2-5	2014	1-2	2-2	3-4
2001	2-1	2-1	4-2	2008	3-0	2-1	5-1	2015	2-1	2-1	4-2
2002	2-1	2-1	4-2	2009	3-1	0-3	3-4	2016	2-1	2-1	4-2
2003	3-0	4-2	7-2	2010	3-1	1-3	4-4	Total	38-32	29-35	67-67
2004	2-1	2-1	4-2	2011	0-4	0-3	0-7				

At County Stadium: 3-6

At Miller Park: 26-29

2016 RESULTS

DATE	SITE	RESULT	WIN	LOSS	SAVE	TIME	ATT
4/29	MIL	W,6-3	Conley	Davies	Ramos	3:02	23,215
4/30	MIL	W,7-5	Chen	Anderson	Phelps	3:24	28,193
5/1	MIL	L,5-14	Peralta	Koehler	---	3:21	28,181
5/9 *	MIA	W,4-1	Fernandez	Peralta	Morris	3:07	16,769
5/10 *	MIA	L,2-10	Davies	Conley	---	3:17	17,225
5/11 *	MIA	W,3-2	Chen	Anderson	Ramos	2:29	19,893

*Roof & windows open

2017 SCHEDULE

DAY	DATE	SITE	TIME
Fri.	6/30	MIL	8:10
Sat.	7/1	MIL	4:10
Sun.	7/2	MIL	2:10
Fri.	9/15	MIA	7:10
Sat.	9/16	MIA	7:10
Sun.	9/17	MIA	1:10

* All time Eastern; subject to change

NOTABLE MOMENTS IN SERIES HISTORY

- The Marlins' pitching staff set a club record with 22 strikeouts in a 12-inning, 5-4 win over the Brewers on July 6, 2005. A.J. Burnett recorded 14 strikeouts in the game, tying his own then-team record for a single game.
- With a 10-3 win over the Brewers on September 3, 2006, the Marlins, who were 11-31 through May 21, improve to 73-72 on the year, making them the first team in MLB history to go over .500 after being 20-or-more games below .500 in the same season.
- On August 18, 2015 the Marlins scored all nine of their runs of a 9-6 win at Milwaukee with two outs, setting a Club record for runs scored with two outs in a single game.



NEW YORK METS

NL EAST | 2016 FINISH: 87-75 (2nd)

CITI FIELD - 123-01 ROOSEVELT AVE. - OPENED 2009 (41,922)
718-565-4330 (OFFICE)

General Manager: Sandy Alderson
Senior Vice President & Assistant GM: John Ricco
Director of Team Travel: Brian Small
VP, Media Relations: Jay Horwitz
Team Twitter: @Mets/LosMets



Terry Collins

2017 FIELD STAFF

Manager: Terry Collins
1st Season w/ NYM (491/495)
15th Career Season (1975-925/500)
Bench: Dick Scott
Hitting: Kevin Long
Asst. Hitting: Phil Proctor
Pitching: Dan Werthman
Bullpen: Ricky Bones
1st Base: Tom Eichenlaub
3rd Base: Glenn Sheffick

SERIES INFORMATION

Largest Margin of Victory:	13 - August 8, 2012 at NYM (13-0)
Largest Margin of Defeat:	14 - July 8, 2006 at NYM (17-3)
Most Runs Scored:	16 - September 11, 2006 at FLA (16-5)
Most Runs Allowed:	17 - July 8, 2006 at NYM (17-3)
Longest Winning Streak:	10 - July 10-Sept. 8, 2004
Longest Losing Streak:	7 - Aug. 9-Sept. 23, 2012
Last Two-Game Sweep By Marlins in Miami:	Sept. 21-22, 2010
By Marlins in New York:	June 8-9, 2013
By New York in Miami:	April 18-19, 2007
By New York in New York:	April 7-9, 2006
Last Three-Game Sweep By Marlins in Miami:	May 5-7, 2014
By Marlins in New York:	Sept. 8-10, 2009
By New York in Miami:	Aug. 3-5, 2015
By New York in New York:	July 11-13, 2014
Last Four-Game Sweep By Marlins in Miami:	May 13-16, 2010
By Marlins in New York:	Aug. 30-Sept. 2, 2004
By New York in Miami:	None
By New York in New York:	April 16-19, 2015
Largest Home Crowd:	45,900 - October 3, 1993
Largest Away Crowd:	56,059 - Sept. 28, 2008

SERIES HISTORY

YEAR	HOME	ROAD	TOTAL	YEAR	HOME	ROAD	TOTAL	YEAR	HOME	ROAD	TOTAL
1993	1-5	3-4	4-9	2001	4-6	3-6	7-12	2009	5-4	6-3	11-7
1994	2-2	4-2	6-4	2002	5-4	3-7	8-11	2010	8-1	4-5	12-6
1995	4-2	3-4	7-6	2003	6-4	6-3	12-7	2011	4-5	5-4	9-9
1996	5-2	2-4	7-6	2004	7-2	8-2	15-4	2012	4-5	2-7	6-12
1997	2-4	2-4	4-8	2005	4-5	4-5	8-10	2013	7-3	4-5	11-8
1998	2-4	3-3	5-7	2006	4-5	4-6	8-11	2014	5-5	3-6	8-11
1999	2-5	1-5	3-10	2007	1-8	6-3	7-11	2015	4-5	4-6	8-11
2000	4-2	2-4	6-6	2008	4-5	4-5	8-10	2016	3-6	4-6	7-12
								Total	97-99	90-109	187-208

At Shea Stadium: 58-67

At Bithorn Stadium (P.R.): 2-1*

At Citi Field: 32-42

*Home team

2016 RESULTS

DATE	SITE	RESULT	WIN	LOSS	SAVE	TIME	ATT
4/11	NYM	W,10-3	Narveson	Matz	---	3:45	24,318
4/12	NYM	W,2-1	Phelps	Henderson	Ramos	3:17	28,923
4/13	NYM	L,1-2	Blevins	McGowan	Familia	2:53	22,113
6/3	MIA	L,2-6	Syndergaard	Koehler	---	2:55	22,269
6/4	MIA	L,4-6	Henderson	Phelps	Familia	3:39	24,668
6/5	MIA	W,1-0	Fernández	Harvey	Ramos	2:17	28,196
7/4	NYM	L,6-8	Blevins	Rodney	Familia	3:38	30,424
7/5	NYM	W,5-2	Chen	Matz	Ramos	2:33	29,477
7/6	NYM	L,2-4	deGrom	Nicolino	Familia	2:40	26,191
7/22	MIA	L,3-5	Robles	Phelps	Familia	3:07	23,661
7/23	MIA	W,7-2	Fernández	deGrom	---	3:09	26,841
7/24	MIA	L,0-3	Matz	Ureña	Familia	2:50	25,004
8/29	NYM	L,1-2 (10)	Smoker	Wittgren	---	3:30	32,188
8/30	NYM	L,4-7	Lugo	Koehler	Familia	3:04	32,634
8/31	NYM	L,2-5	Reed	Ramos	Familia	2:46	33,471
9/1	NYM	W,6-4	Ureña	deGrom	---	3:25	29,330
9/26	MIA	W,7-3	Dunn	Colon	---	3:28	26,933
9/27	MIA	L,1-12	Syndergaard	Koehler	---	3:20	21,759
9/28	MIA	L,2-5	Lugo	Ureña	Familia	2:57	24,335

2017 SCHEDULE

DAY	DATE	SITE	TIME
Fri.	4/7	NYM	7:10
Sat.	4/8	NYM	7:10
Sun.	4/9	NYM	8:05
Thurs.	4/13	MIA	7:10
Fri.	4/14	MIA	7:10
Sat.	4/15	MIA	7:10
Sun.	4/16	MIA	1:10
Fri.	5/5	NYM	7:10
Sat.	5/6	NYM	7:10
Sun.	5/7	NYM	1:10
Tues.	6/27	MIA	7:10
Wed.	6/28	MIA	7:10
Thurs.	6/29	MIA	7:10
Fri.	8/18	NYM	7:10
Sat.	8/19	NYM	7:10
Sun.	8/20	NYM	1:10
Mon.	9/18	MIA	7:10
Tues.	9/19	MIA	7:10
Wed.	9/20	MIA	1:10

* All Time Eastern; subject to change



PHILADELPHIA PHILLIES

NL EAST | 2016 FINISH: 71-91 (4th)

CITIZENS BANK PARK - ONE CITIZENS BANK WAY - OPENED 2004 (43,651)
215-463-6000 (OFFICE) - 215-218-5264 (PRESS BOX)

Vice President & General Manager: Matt Klentak
Assistant GM: Scott Proefrock
Assistant GM: Ned Rice
Director, Team Travel: Frank Coppenbarger
Director, Baseball Communications: Greg Casterioto
Team Twitter: @phillies



Pete Mackanin

2017 FIELD STAFF

Manager: Pete Mackanin
3rd Season w/ PHI (108-142/432)
5th Career Season (161-195/452)
Bench: Larry Bowa
Hitting: Matt Stairs
Pitching: Bob McClure
Assistant Pitching: Rick Kranitz
Bullpen: John McLerrin
1st Base: Mickey Morandini
3rd Base: Juan Samuel

SERIES INFORMATION

Largest Margin of Victory:	13 - July 31, 2006 at PHI (15-2)
Largest Margin of Defeat:	14 (2x) - last, September 16, 2003 at PHI (14-0)
Most Runs Scored:	15 - July 31, 2006 at PHI (15-2)
Most Runs Allowed:	17 - April 16, 1999 at PHI (17-3)
Longest Winning Streak:	9 - Sept. 23, 2003-April 22, 2004
Longest Losing Streak:	7 (3x) - last, May 21-Sept. 17, 2013
Last Two-Game Sweep By Marlins in Miami:	April 15-16, 1998
By Marlins in Philadelphia:	June 4-5, 2002
By Philadelphia in Miami:	May 1-2, 2006
By Philadelphia in Philadelphia:	Sept. 15, 2011
Last Three-Game Sweep By Marlins in Miami:	June 29-July 1, 2012
By Marlins in Philadelphia:	August 7-9, 2009
By Philadelphia in Miami:	Sept. 13-15, 2010
By Philadelphia in Philadelphia:	July 17-19, 2015
Last Four-Game Sweep By Marlins in Miami:	July 26-29, 2004
By Marlins in Philadelphia:	None
By Philadelphia in Miami:	None
By Philadelphia in Philadelphia:	June 14-16, 2011
Largest Home Crowd:	45,725 - April 10, 2004
Largest Away Crowd:	58,508 - June 20, 1993

SERIES HISTORY

YEAR	HOME	ROAD	TOTAL	YEAR	HOME	ROAD	TOTAL	YEAR	HOME	ROAD	TOTAL	
1993	3-3	1-6	4-9	2001	4-5	1-9	5-14	2009	2-7	7-2	9-9	
1994	3-4	1-2	4-6	2002	5-5	5-4	10-9	2010	1-8	4-5	5-13	
1995	3-3	3-4	6-7	2003	7-2	6-4	13-6	2011	4-5	2-7	6-12	
1996	4-3	2-4	6-7	2004	7-3	5-4	12-7	2012	5-4	3-6	8-10	
1997	4-2	2-4	6-6	2005	5-4	4-6	9-10	2013	4-5	3-7	7-12	
1998	5-1	1-5	6-6	2006	3-6	3-7	6-13	2014	6-3	3-7	9-10	
1999	1-5	1-6	2-11	2007	6-3	3-6	9-9	2015	5-5	4-5	9-10	
2000	6-1	3-3	9-4	2008	5-4	5-4	10-8	2016	4-5	5-5	9-10	
At Veterans Stadium: 26-51				At Citizens Bank Park: 51-71				Total		102-96	77-122	179-218

2016 RESULTS

DATE	SITE	RESULT	WIN	LOSS	SAVE	TIME	ATT
5/6 *	MIA	W,6-4	Barracrough	Neris	Phelps	2:49	19,983
5/7 *	MIA	L,3-4	Oberholtzer	Breslow	Gomez	3:20	21,719
5/8	MIA	L,5-6	Neris	Phelps	Gomez	3:10	19,625
5/16	PHI	W,5-3	Conley	Eickhoff	Ramos	3:07	28,348
5/17	PHI	L,1-3	Velasquez	Chen	Gomez	2:53	18,140
5/18	PHI	L,2-4	Hellickson	Koehler	Gomez	2:29	29,579
7/18	PHI	W,3-2 (11)	Barracrough	Oberholtzer	Ramos	3:05	19,115
7/19	PHI	W,2-1 (10)	Dunn	Hernandez	Ramos	3:26	18,347
7/20	PHI	L,1-4	Hellickson	Chen	Gomez	2:37	20,654
7/21	PHI	W,9-3	Koehler	Eickhoff	---	2:57	27,839
7/25	MIA	L,0-4	Hernandez	Rodney	---	3:03	19,465
7/26	MIA	W,5-0	Koehler	Eickhoff	---	2:41	20,365
7/27	MIA	W,11-1	Conley	Eflin	---	2:57	32,403
9/5	MIA	L,2-6	Eickhoff	Esch	---	2:54	20,849
9/6	MIA	L,3-4	Morgan	Ureña	Gomez	3:00	16,169
9/7	MIA	W,6-0	Cashner	Hellickson	---	2:52	16,592
9/16	PHI	L,3-4	Herrmann	Ramos	---	4:43	18,179
9/17	PHI	L,0-8	Hellickson	Ureña	---	2:42	24,597
9/18	PHI	W,5-4	Dunn	Neris	Ramos	3:16	20,059

*Roof & windows open

2017 SCHEDULE

DAY	DATE	SITE	TIME
Tues.	4/25	PHI	7:05
Weds.	4/26	PHI	7:05
Thurs.	4/27	PHI	1:05
Mon.	5/29	MIA	7:10
Tues.	5/30	MIA	7:10
Weds.	5/31	MIA	1:10
Mon.	7/17	MIA	7:10
Tues.	7/18	MIA	7:10
Tues.	7/19	MIA	12:10
Tues.	8/22	PHI	7:05
Weds.	8/23	PHI	7:05
Thurs.	8/24	PHI	1:05
Thurs.	8/31	MIA	7:10
Fri.	9/1	MIA	7:10
Sat.	9/2	MIA	7:10
Sun.	9/3	MIA	1:10
Tues.	9/12	PHI	7:05
Weds.	9/13	PHI	7:05
Thurs.	9/14	PHI	7:05

* All time Eastern; subject to change



PITTSBURGH PIRATES

NL CENTRAL | 2016 FINISH: 78-83 (3rd)

PNC PARK - 115 FEDERAL ST. - OPENED 2001 (38,362)
412-323-5000 (OFFICE) - 412-325-4622/4623 (PRESS BOX)

Sr. Vice President/General Manager: Neal Huntington
Traveling Secretary: Greg Johnson
Director, Baseball Communications: Jim Trdinich
Director, Media Relations: Dan Hart
Team Twitter: @Pirates



Clint Hurdle

2017 FIELD STAFF

Manager: Clint Hurdle
7th season w/ PIT (509-462/524)
15th Career Season (1043-1087/490)
Bench: Tom Prince
Hitting: Jeff Branson
Assistant Hitting: Jeff Livesey
Pitching: Ray Searge
Bullpen: Euclides Rojas
1st Base: Kimera Barbee
3rd Base: Joey Cora

SERIES INFORMATION

Largest Margin of Victory:	10 (2x) - last, September 8, 2002 at PIT (11-1)
Largest Margin of Defeat:	11 - Sept. 6, 2002 at PIT (11-0)
Most Runs Scored:	13 - Sept. 9, 2011 at PIT (13-4)
Most Runs Allowed:	13 (2x) - last, August 18, 1995 at PIT (13-7)
Longest Winning Streak:	8 - October 2, 2010-Sept. 11, 2011
Longest Losing Streak:	7(2x) - last, July 7, 2004-June 1, 2005
Last Two-Game Sweep By Marlins in Miami:	Sept. 4-6, 1995
By Marlins in Pittsburgh:	None
By Pittsburgh in Miami:	None
By Pittsburgh in Pittsburgh:	July 22-23, 1998
Last Three-Game Sweep By Marlins in Miami:	April 19-21, 2011
By Marlins in Pittsburgh:	Aug. 19-21, 2016
By Pittsburgh in Miami:	Sept. 14-16, 1993
By Pittsburgh in Pittsburgh:	May 25-27, 2015
Last Four-Game Sweep By Marlins in Miami:	June 10-13, 1993
By Marlins in Pittsburgh:	None
By Pittsburgh in Miami:	None
By Pittsburgh in Pittsburgh:	June 9-12, 1994

* Pirates swept a five-game series in Pittsburgh from Aug. 18-21, 1995

Largest Home Crowd:	43,294 - June 12, 1993
Largest Away Crowd:	39,411 - July 21, 2012

SERIES HISTORY

YEAR	HOME	ROAD	TOTAL	YEAR	HOME	ROAD	TOTAL	YEAR	HOME	ROAD	TOTAL
1993	4-3	2-4	6-7	2001	2-1	2-1	4-2	2009	2-1	0-3	2-4
1994	1-2	0-4	1-6	2002	3-0	1-2	4-2	2010	3-1	3-1	6-2
1995	4-2	1-6	5-8	2003	2-1	0-3	2-4	2011	3-0	3-0	6-0
1996	2-4	3-3	5-7	2004	1-2	0-3	1-5	2012	1-1	0-3	1-4
1997	3-3	4-1	7-4	2005	2-1	1-3	3-4	2013	2-1	0-3	2-4
1998	2-1	1-5	3-6	2006	3-1	2-1	5-2	2014	1-2	1-2	2-4
1999	2-2	1-2	3-4	2007	1-2	2-2	3-4	2015	1-3	0-3	1-6
2000	2-1	3-3	5-4	2008	2-1	1-1	3-2	2016	3-1	3-0	6-1
At Three Rivers Stadium: 15-28				At PNC Park: 19-31				Total 52-37 34-59 86-96			

2016 RESULTS

DATE	SITE	RESULT	WIN	LOSS	SAVE	TIME	ATT
5/30	MIA	L,0-10	Locke	Nicolino	---	2:37	10,856
5/31	MIA	W,3-1	Fernández	Cole	Ramos	2:36	10,637
6/1	MIA	W,3-2	Phelps	Watson	Ramos	2:52	17,018
6/2	MIA	W,4-3 (12)	Wittgren	Schugel	---	3:54	19,907
8/19	PIT	W,6-5	Wittgren	Feliz	Rodney	3:36	32,357
8/20	PIT	W,3-1	Phelps	Kuhl	Rodney	2:30	37,828
8/21	PIT	W,3-2	Ureña	Vogelsong	Rodney	2:55	28,616

2017 SCHEDULE

DAY	DATE	SITE	TIME
Fri.	4/28	MIA	7:10
Sat.	4/29	MIA	7:30
Sun.	4/30	MIA	1:10
Thurs.	6/8	PIT	7:05
Fri.	6/9	PIT	7:05
Sat.	6/10	PIT	4:05
Sun.	6/11	PIT	1:35

* All time Eastern; subject to change

NOTABLE MOMENTS IN SERIES HISTORY

- The Marlins' franchise record for the most doubles in a single game is eight, which happened four times, most recently against the Pirates on April 21, 2008.
- On August 25, 2015 Dee Gordon tied a career high and Club record with four stolen bases in a 5-2 win over the Pirates at Marlins Park.



ST. LOUIS CARDINALS

NL CENTRAL | 2016 FINISH: 86-76 (2nd)

BUSCH STADIUM - 700 CLARK ST. - OPENED 2006 (45,529)
314-345-9600 (OFFICE)

Sr. Vice President & General Manager: John Mozeliak
 Travelling Secretary: C.J. Cherre
 Director, Communications: Brian Bartow
 Team Twitter: @Cardinals



Mike Matheny

2017 FIELD STAFF

Manager: Mike Matheny
 6th Season w/ STL (461-349/569)
 6th Career Season
 Bench: David Bell
 Hitting: John Mallee
 Asst. Hitting: Bill Mueller
 Pitching: Derek Linares
 Bullpen: Blaine Kelley
 1st Base: Oliver Marmol
 3rd Base: Chris Maloney

SERIES INFORMATION

Largest Margin of Victory:	11 - July 30, 2016 at MIA (11-0)
Largest Margin of Defeat:	10 (3x) - last, September 2, 1998 at FLA (14-4)
Most Runs Scored:	13 - June 15, 1994 at STL (13-3)
Most Runs Allowed:	16 - August 5, 1993 at STL (16-6)
Longest Winning Streak:	6 - July 9, 1995-May 14, 1996
Longest Losing Streak:	8 - May 5, 2011-June 26, 2012
Last Two-Game Sweep By Marlins in Miami:	None
By Marlins in St. Louis:	Aug. 25-26, 1998
By St. Louis in Miami:	None
By St. Louis in St. Louis:	April 30-May 1, 1997
Last Three-Game Sweep By Marlins in Miami:	July 28-30, 1995
By Marlins in St. Louis:	Aug. 27-29, 1996
By St. Louis in Miami:	June 23-25, 2015
By St. Louis in St. Louis:	July 5-7, 2013
Last Four-Game Sweep By Marlins in Miami:	None
By Marlins in St. Louis:	None
By St. Louis in Miami:	Aug. 4-7, 2011
By St. Louis in St. Louis:	None
Largest Home Crowd:	45,170 - Sept. 2, 1998
Largest Away Crowd:	51,809 - May 14, 1993

SERIES HISTORY

YEAR	HOME	ROAD	TOTAL	YEAR	HOME	ROAD	TOTAL	YEAR	HOME	ROAD	TOTAL	
1993	2-4	2-5	4-9	2001	1-1	2-2	3-3	2009	1-2	2-1	3-3	
1994	1-6	2-1	3-7	2002	2-1	2-1	4-2	2010	2-1	1-1	3-2	
1995	3-0	1-3	4-3	2003	1-2	2-1	3-3	2011	0-4	2-2	2-6	
1996	3-3	3-3	6-6	2004	1-2	1-2	2-4	2012	1-3	1-2	2-5	
1997	4-2	1-4	5-6	2005	1-2	2-2	3-4	2013	2-1	0-3	2-4	
1998	0-3	4-2	4-5	2006	0-3	1-2	1-5	2014	2-1	2-1	4-2	
1999	2-2	1-2	3-4	2007	1-2	1-2	2-4	2015	0-3	1-2	1-5	
2000	1-2	2-4	3-6	2008	1-3	1-2	2-5	2016	2-2	2-1	4-3	
At Busch Stadium (Old): 25-32				At Busch Stadium (New): 14-19				Total		34-55	39-51	73-106

2016 RESULTS

DATE	SITE	RESULT	WIN	LOSS	SAVE	TIME	ATT
7/15	STL	W,7-6	Rodney	Oh	Ramos	3:24	42,034
7/16	STL	L,0-5	Wainwright	Koehler	---	2:39	44,840
7/17	STL	W,6-3	Barracough	Broxton	Ramos	3:03	43,046
7/28	MIA	L,4-5	Wacha	Fernández	Oh	2:28	25,060
7/29	MIA	L,6-11	Leake	Ureña	---	3:03	27,414
7/30	MIA	W,11-0	Phelps	García	---	3:02	25,011
7/31	MIA	W,5-4	Ramos	Bowman	---	2:42	23,666

2017 SCHEDULE

DAY	DATE	SITE	TIME
Mon.	5/8	MIA	7:10
Tues.	5/9	MIA	7:10
Weds.	5/10	MIA	7:10
Mon.	7/3	STL	7:15
Tues.	7/4	STL	2:15
Weds.	7/5	STL	8:15
Thurs.	7/6	STL	1:45

* All time Eastern; subject to change

NOTABLE MOMENTS IN SERIES HISTORY

- On April 4, 2012, the Marlins played their first regular-season game at Marlins Park against the St. Louis Cardinals.
- In the first inning of a contest on May 15, 1998, the Marlins set a then-club record with eight consecutive hits, and a club record with 11 consecutive batters reaching base (9 hits, 2 walks) in an 8-7 win at Busch Stadium.
- After allowing five runs in the eighth inning on August 28, 1998 at Busch Stadium, Miami hit four home runs in the ninth and scored six times to force extra innings. In an eventual 7-6 loss (10 innings). The four home runs is a Club record for one inning.
- The Marlins set a club record by playing a 20-inning game on April 27, 2003 vs. St. Louis. The Fish also set a club record by drawing 16 walks.



SAN DIEGO PADRES

NL WEST | 2016 FINISH: 68-94 (5th)

PETCO PARK - 100 PARK BLVD. - OPENED 2004 (40,209)
619-795-5000 (OFFICE) - 619-795-5267/5269 (PRESS BOX/VISITING PR)

Executive Vice President & General Manager: A.J. Preller
Director, Team Travel: Brian Prilaman
Director, Communications: Shana Wilson
Team Twitter: @padres



Andy Green

2017 FIELD STAFF

Manager: Andy Green
2nd Season w/SD (68-94/ 420)
2nd Career Season
Bench: Mark McGwire
Hitting: Alan Zinter
Pitching: Darren Balsley
Bullpen: Doug Bochler
1st Base: Johnny Washington
3rd Base: Glenn Hoffman

SERIES INFORMATION

Largest Margin of Victory:	14 - April 9, 1994 at SD (15-1)
Largest Margin of Defeat:	16 - August 23, 2002 at SD (18-2)
Most Runs Scored:	15 - April 9, 1994 at SD (15-1)
Most Runs Allowed:	20 - July 27, 1996 at FLA (20-12)
Longest Winning Streak:	7 - April 9, 1994-July 4, 1995
Longest Losing Streak:	8 - Aug. 1, 2010-Aug. 21, 2011
Last Two-Game Sweep By Marlins in Miami:	April 28-29, 1997
By Marlins in San Diego:	None
By San Diego in Miami:	April 22-23, 1996
By San Diego in San Diego:	September 9-10, 1997
Last Three-Game Sweep By Marlins in Miami:	Aug. 15-17, 2003
By Marlins in San Diego:	May 4-6, 2012
By San Diego in Miami:	July 19-21, 2011
By San Diego in San Diego:	May 6-8, 2013
Last Four-Game Sweep By Marlins in Miami:	None
By Marlins in San Diego:	None
By San Diego in Miami:	None
By San Diego in San Diego:	Aug. 18-21, 2011
Largest Home Crowd:	43,021 - April 10, 1993
Largest Away Crowd:	61,355 - Aug. 14, 1999

SERIES HISTORY

YEAR	HOME	ROAD	TOTAL	YEAR	HOME	ROAD	TOTAL	YEAR	HOME	ROAD	TOTAL
1993	3-3	4-2	7-5	2001	1-3	2-1	3-4	2009	1-2	3-0	4-2
1994	3-0	2-1	5-1	2002	3-0	2-1	5-1	2010	1-5	2-1	3-6
1995	3-2	0-0	3-2	2003	3-0	2-1	5-1	2011	0-3	0-4	0-7
1996	1-5	2-4	3-9	2004	2-1	2-1	4-2	2012	2-1	3-0	5-1
1997	3-3	2-3	5-6	2005	2-1	0-3	2-4	2013	3-1	0-3	3-4
1998	3-3	1-2	4-5	2006	1-2	2-1	3-3	2014	2-1	1-3	3-4
1999	1-2	2-4	3-6	2007	1-2	2-2	3-4	2015	1-2	1-3	2-5
2000	1-5	1-2	2-7	2008	2-1	2-1	4-2	2016	1-2	2-1	3-3
At Qualcomm Stadium: 20-21				At PETCO Park: 20-23				Total 44-50 40-44 84-94			

2016 RESULTS

DATE	SITE	RESULT	WIN	LOSS	SAVE	TIME	ATT
6/13	SD	W,13-4	Chen	Rea	---	3:15	20,988
6/14	SD	W,5-2	Koehler	Pomeranz	Ramos	3:00	22,051
6/15	SD	L,3-6	Perdomo	Nicolino	Rodney	2:58	20,037
8/26	MIA	W,7-6	Rodney	Maurer	---	3:52	17,775
8/27	MIA	L,0-1	Richard	Ureña	Quackenbush	3:11	20,007
8/28	MIA	L,1-3	Perdomo	Nicolino	---	2:36	19,883

2017 SCHEDULE

DAY	DATE	SITE	TIME
Fri.	4/21	SD	10:10
Sat.	4/22	SD	8:40
Sun.	4/23	SD	4:40
Fri.	8/25	MIA	7:10
Sat.	8/26	MIA	7:10
Sun.	8/27	MIA	1:10

* All time Eastern; subject to change

NOTABLE MOMENTS IN SERIES HISTORY

- On May 12, 2001, A.J. Burnett threw a no-hitter in a 3-0 win over San Diego at Qualcomm Stadium.
- On April 4, 2014, Giancarlo Stanton hit the longest home run in Marlins Park history with a 484-foot shot off of Eric Stults. Stanton tied that mark on June 23, 2015 vs. St. Louis.



SAN FRANCISCO GIANTS

NL WEST | 2016 FINISH: 87-75 (2nd)

AT&T PARK - 24 WILLIE MAYS PLAZA - OPENED 2000 (41,915)
415-972-2445 (OFFICE) - 415-972-2450/2451 (PRESS BOX)

Exec. Vice President of Baseball Operations: Brian Sabean
Sr. Vice President & GM: Bobby Evans
Sr. Director, Team Travel: Bret Alexander
Senior Director, Media Relations: Matt Chisholm
Hispanic Media Relations Manager: Erwin Higueros
Team Twitter: @sgiants



Bruce Bochy

2017 FIELD STAFF

Manager: Bruce Bochy
1st Season w/ SF (839-782/517)
25th Career Season (1789-4757/505)
Bench: Ron Wotus
Hitting: Hensley Meulens
Asst. Hitting: Steve Decker
Pitching: Dave Righetti
Bullpen: Mark Gardner
1st Base: Jose Alguacil
3rd Base: Phil Nevin
Replay: Shawn Dunston

SERIES INFORMATION

Largest Margin of Victory:	12 - July 23, 2005 at SF (16-4)
Largest Margin of Defeat:	12 - June 5, 2006 at SF (14-2)
Most Runs Scored:	16 - July 23, 2005 at SF (16-4)
Most Runs Allowed:	14 (4x) - last, August 16, 2013 at MIA (14-10)
Longest Winning Streak:	5 - July 29, 2010-Aug. 12, 2011
Longest Losing Streak:	10 - May 4, 1998-April 19, 1999
Last Two-Game Sweep By Marlins in Miami:	None
By Marlins in San Francisco:	None
By San Francisco in Miami:	April 25-26, 2000
By San Francisco in San Francisco:	None
Last Three-Game Sweep By Marlins in Miami:	June 30-July 2, 2015
By Marlins in San Francisco:	May 1-3, 2012
By San Francisco in Miami:	May 4-6, 2010
By San Francisco in San Francisco:	Aug. 14-16, 2001
Last Four-Game Sweep By Marlins in Miami:	None
By Marlins in San Francisco:	None
By San Francisco in Miami:	Aug. 17-20, 2007
By San Francisco in San Francisco:	None
Largest Home Crowd:	45,796 - Aug. 27, 1993
Largest Away Crowd:	56,689 - April 12, 1993

SERIES HISTORY

YEAR	HOME	ROAD	TOTAL	YEAR	HOME	ROAD	TOTAL	YEAR	HOME	ROAD	TOTAL
1993	2-4	2-4	4-8	2001	2-1	0-3	2-4	2009	2-2	1-2	3-4
1994	1-2	1-2	2-4	2002	3-1	1-2	4-3	2010	0-3	2-2	2-5
1995	1-1	4-2	5-3	2003	0-3	1-2	1-5	2011	1-2	3-0	4-2
1996	4-2	1-5	5-7	2004	1-2	1-3	2-5	2012	2-2	3-0	5-2
1997	3-2	2-4	5-6	2005	2-1	2-1	4-2	2013	1-2	3-1	4-3
1998	0-6	0-3	0-9	2006	2-1	1-2	3-3	2014	1-2	2-2	3-4
1999	3-0	1-5	4-5	2007	0-4	1-2	1-6	2015	3-0	2-2	5-2
2000	2-4	1-2	3-6	2008	2-1	1-2	3-3	2016	1-2	1-2	2-4
At 3Com Park: 11-25				At AT&T Park: 26-30				Total	39-50	37-55	76-105

2016 RESULTS

DATE	SITE	RESULT	WIN	LOSS	SAVE	TIME	ATT
4/22	SF	L, 1-8	Samardzija	Cosart	---	3:09	41,760
4/23	SF	L, 2-7	Peavy	Fernández	---	2:46	41,886
4/24	SF	W, 5-4	Barracough	Osich	Ramos	3:14	41,509
8/8	MIA	L, 7-8	Kontos	McGowan	---	5:34	22,806
8/9	MIA	W, 2-0	Koehler	Moore	Rodney	2:58	19,636
8/10	MIA	L, 0-1	Samardzija	Phelps	Casilla	3:04	21,096

2017 SCHEDULE

DAY	DATE	SITE	TIME
Fri.	7/7	SF	10:15
Sat.	7/8	SF	10:05
Sun.	7/9	SF	4:05
Mon.	8/14	MIA	7:10
Tues.	8/15	MIA	7:10
Weds.	8/16	MIA	1:10

* All time Eastern; subject to change

NOTABLE MOMENTS IN SERIES HISTORY

- On June 10, 1997 Kevin Brown became the second Marlin to throw a no hitter in a 9-0 win over the Giants.
- On June 30, 2015 Dee Gordon hit the first inside-the-park home run in Marlins Park history in the second inning of a 5-3 victory against the Giants.
- A three-run home run by Justin Bour to beat the Giants 6-5 on July 1, 2015 marked the first time in Club history the Marlins had walked off on a three-run homer with no outs when they entered the bottom of the ninth or later down by two runs.



WASHINGTON NATIONALS

NL EAST | 2016 FINISH: 95-67 (1st)

NATIONALS PARK - 1500 SOUTH CAPITOL ST., SE
 OPENED 2008 (41,313)
 202-640-7000 (OFFICE) - 202-640-8229 (PRESS BOX)

President of Baseball Operations & General Manager: Mike Rizzo
 VP, Clubhouse Operations & Team Travel: Rob McDonald
 Vice President, Communications: Jennifer Giglio
 Executive Director, Communications: Elizabeth Alexander
 Team Twitter: @Nationals



Dusty Baker

2017 FIELD STAFF

Manager: Dusty Baker
 2nd Season w/WSH (95-67/ 586)
 22nd Career Season (1766-571/ 529)
 Bench: Chris Speier
 Hitting: Rick Schu
 Assistant Hitting: Jacque Jones
 Pitching: Mike Maddux
 Bullpen: Dan Firova
 1st Base: Davy Lopes
 3rd Base: Bob Henley

SERIES INFORMATION

Largest Margin of Victory:	11 (2x) - last, May 10, 2008 at WSH (11-0)
Largest Margin of Defeat:	10 (5x) - last, September 20, 2015 at WSH (3-13)
Most Runs Scored:	18 - July 5, 2006 at WSH (18-9)
Most Runs Allowed:	17 - July 22, 2000 at FLA (17-7)
Longest Winning Streak:	10 - Sept. 24 2008-July 1, 2009
Longest Losing Streak:	6 - July 30-Sept. 26, 2014
Last Two-Game Sweep By Marlins in Miami:	July 21-22, 2003
By Marlins in Washington:	May 26 & 28, 2014
By Washington in Miami:	July 30-31, 2004
By Washington in Washington:	April 20-21, 2012
Last Three-Game Sweep By Marlins in Miami:	April 24-26, 2015
By Marlins in Washington:	July 26-28, 2011
By Washington in Miami:	Sept. 26-28, 2005
By Washington in Washington:	April 8-10, 2014
Last Four-Game Sweep By Marlins in Miami:	Aug. 29-Sept. 1, 2003
By Marlins in Washington:	None
By Washington in Miami:	September 18-21, 2014
By Washington in Washington:	None
Largest Home Crowd:	55,315 - April 6, 2004
Largest Away Crowd:	40,995 - June 5, 2005

SERIES HISTORY

YEAR	HOME	ROAD	TOTAL	YEAR	HOME	ROAD	TOTAL	YEAR	HOME	ROAD	TOTAL
1993	3-4	2-4	5-8	2001	7-3	5-4	12-7	2009	7-2	5-4	12-6
1994	1-5	1-2	2-7	2002	4-5	6-4	10-9	2010	6-3	7-2	13-5
1995	2-4	4-3	6-7	2003	9-1	4-5	13-6	2011	4-5	7-2	11-7
1996	3-3	2-5	5-8	2004	5-5	6-3	11-8	2012	6-3	3-6	9-9
1997	3-3	4-2	7-5	2005	4-5	5-4	9-9	2013	4-5	1-9	5-14
1998	2-4	3-3	5-7	2006	6-3	5-4	11-7	2014	3-7	3-6	6-13
1999	5-1	3-3	8-4	2007	6-3	2-7	8-10	2015	6-3	3-7	9-10
2000	3-3	4-3	7-6	2008	7-2	7-1	14-3	2016	5-5	4-5	9-10
				Total				111-87 96-98 207-185			

At Olympic Stadium: 39-40
 At Bithorn Stadium (P.R.): 5-1

At RFK Stadium: 12-15
 At U.S. Cellular Field: 2-0*

At Nationals Park: 40-42

*Home team

2016 RESULTS

DATE	SITE	RESULT	WIN	LOSS	SAVE	TIME	ATT
4/7	WSH	W,6-4	Phelps	Roark	Ramos	3:32	41,650
4/10	WSH	L,2-4	Ross	Koehler	Papelbon	2:52	24,593
4/18	MIA	W,6-1	Fernández	Roark	---	2:43	16,112
4/19	MIA	L,0-7	Strasburg	Conley	---	2:38	16,529
4/20	MIA	L,1-3	Petit	Chen	Papelbon	2:33	16,961
4/21	MIA	W,5-1	Koehler	Scherzer	---	2:38	17,395
5/13	WSH	L,3-5	Treinen	Barracough	Papelbon	3:19	28,232
5/14 (1)	WSH	L,4-5	Strasburg	Nicolino	Papelbon	3:22	28,634
5/14 (2)	WSH	W,7-1	Ureña	Roark	---	2:55	30,019
5/15	WSH	W,5-1	Fernández	Ross	Ramos	3:03	36,786
5/20	MIA	L,1-4	Roark	Nicolino	Papelbon	2:53	20,017
5/21	MIA	W,3-2	Fernández	Ross	Ramos	3:13	25,839
5/22	MIA	L,2-8	Scherzer	Conley	---	2:56	24,308
9/19	MIA	W,4-3	Ellington	Latos	Ramos	2:50	17,214
9/20	MIA	W,1-0	Fernández	Roark	Phelps	2:11	17,961
9/21	MIA	L,3-8	Scherzer	Koehler	---	3:10	17,836
9/30	WSH	W,7-4	Dunn	Solis	Ramos	3:08	30,857
10/1	WSH	L,1-2	Roark	Chen	Melancon	3:03	31,635
10/2	WSH	L,7-10	Scherzer	Brice	Melancon	3:36	28,730

2017 SCHEDULE

DAY	DATE	SITE	TIME
Mon.	4/3	WSH	1:05
Weds.	4/5	WSH	7:05
Thurs.	4/6	WSH	4:05
Mon.	6/19	MIA	7:10
Tues.	6/20	MIA	7:10
Weds.	6/21	MIA	12:10
Mon.	7/31	MIA	7:10
Tues.	8/1	MIA	7:10
Weds.	8/2	MIA	7:10
Mon.	8/7	WSH	7:05
Tues.	8/8	WSH	7:05
Weds.	8/9	WSH	7:05
Thurs.	8/10	WSH	7:05
Mon.	8/28	WSH	7:05
Tues.	8/29	WSH	7:05
Weds.	8/30	WSH	4:05
Mon.	9/4	MIA	7:10
Tues.	9/5	MIA	7:10
Weds.	9/6	MIA	7:10

* All time Eastern; subject to change



HOUSTON ASTROS

AL WEST | 2016 FINISH: 84-78 (3rd)

MINUTE MAID PARK - 501 CRAWFORD ST. - OPENED 2000 (41,168)
713-259-8900 (OFFICE) - 713-259-8574 (PRESS BOX)

General Manager: Jeff Luhnow
Assistant GM: Mike Elias
Vice President, Communications: Gene Dias
Manager, Team Operations: Derek Vigoa
Team Twitter: @astros



A.J. Hinch

2017 FIELD STAFF

Manager: A.J. Hinch
3rd Season w/ HOU (170-154/525)
5th Career Season (259-277/483)
Bench: Alex Cora
Hitting: Dave Hudgens
Asst. Hitting: Alonzo Powell
Pitching: Brent Strom
Bullpen: Craig Blomston
1st Base: Rich Dauer
3rd Base: Gary Pettis

SERIES INFORMATION

Largest Margin of Victory:	12 - September 17, 2008 at FLA (14-2)
Largest Margin of Defeat:	12 - July 15, 2006 at FLA (12-0)
Most Runs Scored:	15 - July 15, 1996 at FLA (15-5)
Most Runs Allowed:	14 - August 12, 2009 at FLA (14-6)
Longest Winning Streak:	7 - July 15-Sept. 27, 1996
Longest Losing Streak:	7 - May 29-Aug. 25, 1993
Last Two-Game Sweep By Marlins in Miami:	Aug. 4-5, 1997 at FLA
By Marlins in Houston:	None
By Houston in Miami:	Aug. 20-21, 1999
By Houston in Houston:	April 16-17, 2007
Last Three-Game Sweep By Marlins in Miami:	Sept. 16-18, 2008
By Marlins in Houston:	July 25-27, 2014
By Houston in Miami:	April 30-May 2, 1999
By Houston in Houston:	May 2-4, 2003
Last Four-Game Sweep By Marlins in Miami:	July 7-10, 2011
By Marlins in Houston:	None
By Houston in Miami:	None
By Houston in Houston:	None
Largest Home Crowd:	43,290 - April 12, 1994
Largest Away Crowd:	43,666 - April 3, 2006

SERIES HISTORY

YEAR	HOME	ROAD	TOTAL	YEAR	HOME	ROAD	TOTAL	YEAR	HOME	ROAD	TOTAL
1993	2-4	1-5	3-9	2001	1-2	2-1	3-3	2009	3-1	1-2	4-3
1994	1-2	1-2	2-4	2002	2-1	1-2	3-3	2010	2-1	1-2	3-3
1995	5-1	3-3	8-4	2003	1-2	0-3	1-5	2011	4-0	2-1	6-1
1996	6-0	1-5	7-5	2004	1-2	2-1	3-3	2012	2-1	2-1	4-2
1997	5-1	2-3	7-4	2005	2-1	2-2	4-3	2014	-	3-0	3-0
1998	2-1	1-5	3-6	2006	2-2	1-2	3-4	Total	48-30	30-49	78-79
1999	0-5	2-2	2-7	2007	2-1	0-2	2-3				
2000	2-2	1-3	3-5	2008	3-0	1-2	4-2				

At Astrodome: 11-25

At Minute Maid Park: 19-24

2014 RESULTS

DATE	SITE	RESULT	WIN	LOSS	SAVE	TIME	ATT
7/25	HOU	W,2-0	Hand	Keuchel	Cishek	2:59	23,132
7/26	HOU	W,7-3	Koehler	Cosart	---	3:29	28,968
7/27	HOU	W,4-2	Turner	McHugh	Cishek	3:00	17,858

2017 SCHEDULE

DAY	DATE	SITE	TIME
Mon.	5/15	MIA	7:10
Tues.	5/16	MIA	7:10
Weds.	5/17	MIA	12:10

* All Time Eastern; subject to change

NOTABLE MOMENTS IN SERIES HISTORY

- Miami and Houston played the first three-game series in Marlins Park history from April 13-15, 2012. Each game of the set was decided by a 5-4 final, with Miami taking Games 1 & 3, both in 11 innings, and Houston winning the middle contest.
- In the Game 1 win, Miami's first-ever at Marlins Park, the teams were knotted up, 4-4, in the 11th inning, when Chris Coghlan led off the frame with an infield single and then scored from first on a Gaby Sanchez double. The game went to extra innings thanks to Miami native J.D. Martinez; the Houston outfielder hit the first home run in Marlins Park history in the eighth inning, a two-run shot that tied the game.
- In the Game 3 win, Omar Infante hit Miami's first-ever home run at Marlins Park, a solo shot in the second inning.
- Every Marlins' starter with the exception of Jeff Conine (0x6) had a multi-hit game on July 15, 1996 at Pro Player Park, when the Fish recorded series-bests in runs and hits (24) against the Astros in a 15-5 win. Also, all four position players to come off the bench recorded hits, with Kurt Abbott, Alex Arias, and Greg Colbrunn all going 1x1 as pinch hitters, and Jesus Tavarez pinch running and later recording a single.



LOS ANGELES ANGELS

AL WEST | 2016 FINISH: 74-88 (4th)

ANGEL STADIUM OF ANAHEIM - 2000 GENE AUTRY WAY
OPENED 1966 (45,477)
714-940-2014 (OFFICE)

General Manager: Billy Eppler
Traveling Secretary: Tom Taylor
Vice President, Communications: Tim Mead
Team Twitter: @Angels



Mike Scioscia

2017 FIELD STAFF

Manager: Mike Scioscia
18th Season w/LAA (1490-1264/ 541)
18th Career Season

Bench: Dino Ebel

Hitting: Dave Hansen

Asst. Hitting: Paul Sorrento

Pitching: Charles Nagy

Bullpen: Scott Radinsky

1st Base: Alfredo Griffin

3rd Base: Ron Roenicke

Catching & Infor.: Steve Soliz

SERIES INFORMATION

Largest Margin of Victory:	6 - August 25, 2014 at LAA (7-1)
Largest Margin of Defeat:	7 - June 7, 2003 at FLA (9-2)
Most Runs Scored:	7 (2x); last, Aug. 25, 2014 at LAA (7-1)
Most Runs Allowed:	9 - June 7, 2003 at FLA (9-2)
Longest Winning Streak:	None
Longest Losing Streak:	4 - June 7, 2003 to June 18, 2005
Last Two-Game Sweep By Marlins in Miami:	Have not played
By Marlins in Los Angeles:	Have not played
By Los Angeles in Miami:	Have not played
By Los Angeles in Los Angeles:	Have not played
Last Three-Game Sweep By Marlins in Miami:	None
By Marlins in Los Angeles:	None
By Los Angeles in Miami:	None
By Los Angeles in Los Angeles:	None
Last Four-Game Sweep By Marlins in Miami:	Have not played
By Marlins in Los Angeles:	Have not played
By Los Angeles in Miami:	Have not played
By Los Angeles in Los Angeles:	Have not played
Largest Home Crowd:	23,483 - June 7, 2003
Largest Away Crowd:	43,833 - June 18, 2005

SERIES HISTORY

YEAR	HOME	ROAD	TOTAL
2003	1-2	-	1-2
2005	-	1-2	1-2
2011	1-2	-	1-2
2014	-	1-2	1-2
Total	2-4	2-4	4-8

2014 RESULTS

DATE	SITE	RESULT	WIN	LOSS	SAVE	TIME	ATT
8/25	LAA	W,7-1	Cosart	LeBlanc	—	2:57	35,350
8/26	LAA	L,2-8	Shoemaker	Eovaldi	—	3:01	33,028
8/27	LAA	L,1-6	Santiago	Alvarez	—	2:51	34,657

2017 SCHEDULE

DAY	DATE	SITE	TIME
Fri.	5/26	MIA	7:10
Sat.	5/27	MIA	1:10
Sun.	5/28	MIA	1:10

* All time Eastern; subject to change

NOTABLE MOMENTS IN SERIES HISTORY

- The Angels will be making their first trip to Marlins Park in 2017.
- The first time these clubs ever met, on June 6, 2003 at Pro Player Stadium, Ivan Rodriguez gave the Marlins a 4-1 win with a tie-breaking three-run homer in the sixth inning of a 4-1 victory.
- The last time the Marlins defeated the Angels in Miami, where they are just 2-4 against Los Angeles, Giancarlo Stanton went 3x4 with a double and two RBI in a 5-2 win on June 21, 2011.
- Ichiro Suzuki entered 2017 with 12 career home runs against the Angels, his second-most against any team behind the Rangers (16).



SEATTLE MARINERS

AL WEST | 2016 FINISH: 86-76 (2nd)

SAFECO FIELD - 1250 FIRST AVENUE SOUTH - OPENED 1999 (47,943)
206-346-4000 (OFFICE) - 206-346-4639/4622 (PRESS BOX)

Executive VP, Baseball Operations & GM: Jerry Dipoto
VP & Assistant GM: Jeff Kingston
Director, Team Travel: Ron Spelley
Senior Director, Baseball Information: Tim Hevly
Team Twitter: @mariners



Scott Servais

2017 FIELD STAFF

Manager: Scott Servais
2nd Season w/ SEA (86-76 / 511)
Career Season
Bench: Tim Lincecum
Hitting: Felipe Martinez
Pitching: Mel Stottlemyre
Bullpen: Mike Hampton
1st Base: Casey Candaele
3rd Base: Manny Acta
Assistant Coach: Scott Bressa
Quality Assurance: Chris Prieto

SERIES INFORMATION

Largest Margin of Victory:	7 - April 19, 2014 at MIA (7-0)
Largest Margin of Defeat:	8 - June 9, 2005 at FLA (8-0)
Most Runs Scored:	8 (2x) - last, April 18, 2014 at MIA (8-3)
Most Runs Allowed:	8 - June 9, 2005 at FLA (8-0)
Longest Winning Streak:	3 - April 18, 2014-present
Longest Losing Streak:	None
Last Two-Game Sweep By Marlins in Miami:	Have not played
By Marlins in Seattle:	Have not played
By Seattle in Miami:	Have not played
By Seattle in Seattle:	Have not played
Last Three-Game Sweep By Marlins in Miami:	April 18-20, 2014
By Marlins in Seattle:	None
By Seattle in Miami:	None
By Seattle in Seattle:	None
Last Four-Game Sweep By Marlins in Miami:	Have not played
By Marlins in Seattle:	Have not played
By Seattle in Miami:	Have not played
By Seattle in Seattle:	Have not played
Largest Home Crowd:	24,003 - April 19, 2014
Largest Away Crowd:	24,163 - June 18, 2008

SERIES HISTORY

YEAR	HOME	ROAD	TOTAL
2005	1-2	---	1-2
2008	---	2-1	2-1
2011	1-2*	---	1-2*
2014	3-0	---	3-0
Total	5-4	2-1	7-5

*Series played in Seattle

2014 RESULTS

DATE	SITE	RESULT	WIN	LOSS	SAVE	TIME	ATT
4/18	MIA	W, 8-4	Cishek	Medina	---	3:09	21,388
4/19	MIA	W, 7-0	Alvarez	Elias	---	2:20	24,003
4/20	MIA	W, 3-2	Dunn	Wilhelmsen	Cishek	2:58	20,228

2017 SCHEDULE

DAY	DATE	SITE	TIME
Mon.	4/17	SEA	10:10
Tues.	4/18	SEA	10:10
Weds.	4/19	SEA	3:40

* All Time Eastern; subject to change

NOTABLE MOMENTS IN SERIES HISTORY

- The Marlins-Mariners match-up in 2011 marked an unusual moment in the history of interleague play. The two teams were scheduled to play at Sun Life Stadium June 24-26, but the series shifted to Safeco Field because of a scheduling conflict with a U2 concert. This resulted in three Marlins' home games played under National League rules in an American League venue. Seattle won the series 2-1.
- On April 18, 2014, Giancarlo Stanton hit a walk-off grand slam off of Yoervis Medina, leading the Marlins to an 8-4 win in the first game of a three-game series. Miami went on to sweep Seattle that year. Stanton and Marcell Ozuna each enter 2017 with five career RBI against the Mariners, tied for the franchise lead with Carlos Delgado.
- The Marlins and Mariners are the two farthest-apart MLB teams, with 3,322 miles separating the clubs.



TAMPA BAY RAYS

AL EAST | 2016 FINISH: 68-94 (5th)

TROPICANA FIELD - ONE TROPICANA DRIVE - OPENED 1990 (31,042)
727-825-3242 (OFFICE)

President, Baseball Operations: Malt Silverman
Sr. Vice President, Baseball Operations & GM: Erik Neander
Sr. Vice President, Baseball Operations: Chairm Bloom
Director, Team Travel & Clubhouse Ops.: Chris Westmoreland
Sr. Director, Communications: Dave Haller
Team Twitter: @RaysBaseball



Kevin Cash

2017 FIELD STAFF

Manager: Kevin Cash
3rd Season w/ TB (148-176/457)
3rd Career Season
Bench: Tom Foley
Hitting: Chad Mottola
Pitching: Jim Hickey
Bullpen: Stan Boroski
1st Base: Rocco Baldelli
3rd Base: Charlie Montoyo

SERIES INFORMATION

Largest Margin of Victory:	11 - June 16, 2001 at FLA (11-0)
Largest Margin of Defeat:	13 - May 22, 2009 at FLA (15-2)
Most Runs Scored:	14 (2x) - last, June 11, 2010 at TB (14-9)
Most Runs Allowed:	15 (2x) - last, May 22, 2009 at FLA (15-2)
Longest Winning Streak:	7 - July 4, 2004-June 26, 2005
Longest Losing Streak:	8 - May 22, 2011-June 15, 2012
Last Two-Game Sweep By Marlins in Miami:	June 2-3, 2014
By Marlins in Tampa Bay:	May 25-26, 2016
By Tampa Bay in Miami:	May 29-30, 2013
By Tampa Bay in Tampa Bay:	May 27-28, 2013
Last Three-Game Sweep By Marlins in Miami:	May 20-22, 2005
By Marlins in Tampa Bay:	May 18-20, 2007
By Tampa Bay in Miami:	June 8-10, 2012
By Tampa Bay in Tampa Bay:	September 29-October 1, 2015
Last Four-Game Sweep By Marlins in Miami:	None
By Marlins in Tampa Bay:	None
By Tampa Bay in Miami:	None
By Tampa Bay in Tampa Bay:	None
Largest Home Crowd:	31,111 - June 10, 2012
Largest Away Crowd:	42,823 - June 10, 2000

SERIES HISTORY

YEAR	HOME	ROAD	TOTAL	YEAR	HOME	ROAD	TOTAL	YEAR	HOME	ROAD	TOTAL
1998	2-0	1-1	3-1	2006	2-1	0-3	2-4	2014	2-0	2-0	4-0
1999	2-1	3-0	5-1	2007	1-2	3-0	4-2	2015	1-2	0-3	1-5
2000	2-1	1-2	3-3	2008	0-3	1-2	1-5	2016	1-1	2-0	3-1
2001	3-0	1-2	4-2	2009	1-2	0-3	1-5	Total	29-24	22-28	51-52
2002	1-2	1-2	2-4	2010	2-1	2-1	4-2				
2003	3-0	0-0	3-0	2011	2-1	0-3	2-4				
2004	1-2	1-2	2-4	2012	0-3	1-2	1-5				
2005	3-0	3-0	6-0	2013	0-2	0-2	0-4				

2016 RESULTS

DATE	SITE	RESULT	WIN	LOSS	SAVE	TIME	ATT
5/23	MIA	W,7-6	Phelps	Ramirez	Ramos	3:11	17,969
5/24	MIA	L,3-4	Odorizzi	Koehler	Colome	3:21	23,709
5/25	TB	W,4-3	Barracough	Sturdevant	Ramos	3:22	13,554
5/26	TB	W,9-1	Fernández	Smyly	—	2:51	11,399

2017 SCHEDULE

DAY	DATE	SITE	TIME
Mon.	5/1	MIA	7:10
Tues.	5/2	MIA	7:10
Weds.	5/3	TB	7:10
Thurs.	5/4	TB	7:10

* All time Eastern; subject to change

THE CITRUS SERIES

- The Marlins and Rays will square off in the Citrus Series for the 20th time this season. The Marlins won the season series 3-1 in 2016, after completing a two-game sweep of the Rays at Tropicana Field. The Marlins are 51-52 (.495) in the intrastate Interleague traditional rivalry. The Rays lead the season series tally by a count of 10-9-1.
- The Miami-Tampa Bay rivalry is one of seven active intrastate interleague traditional rivalries and the most closely contested. The .505 winning percentage for the Rays is the slimmest by a series leader, after the Marlins closed the gap further thanks to last year's series win. Oakland hold the second-most narrow margin, with a .518 (.5753) record against San Francisco. The most dominant intrastate rivals are the Yankees, who have a 62-46 (.574) advantage over the Mets, followed by the Cardinals with a 51-39 (.567) record against the Royals. The Angels are third with a 61-49 (.555) lead over the Dodgers, and the Indians are fourth, leading the Reds 54-45 (.545) in their all-time series. The White Sox rank fifth with a 57-51 (.528) series advantage over the Cubs.



TEXAS RANGERS

AL WEST | 2016 FINISH: 95-67 (1st)

GLOBE LIFE PARK IN ARLINGTON - 1000 BALLPARK WAY
OPENED 1994 (48,114)
817-273-5017/5074 (PRESS BOX)

President of Baseball Operations & GM: Jon Daniels
Director of Travel: Josh Shelton
Executive Vice President, Communications: John Blake
Team Twitter: @Rangers

RANGERS



Jeff Banister

2017 FIELD STAFF

Manager: Jeff Banister
3rd Season w/ TEX (183-141/565)
5th Career Season
Bench: Steve Buechele
Hitting: Anthony Ippico
Asst. Hitting: Justin Mashore
Pitching: Doug Brocail
Bullpen: Brad Holman
1st Base: Hector Ortiz
3rd Base: Tony Beasley

SERIES INFORMATION

Largest Margin of Victory:.....	8 - June 13, 2003 at TEX (8-0)
Largest Margin of Defeat:.....	11 - June 14, 2003 at TEX (13-2)
Most Runs Scored:.....	12 - June 10, 2005 at FLA (12-5)
Most Runs Allowed:.....	15 - July 1, 2011 at TEX (15-5)
Longest Winning Streak:.....	3 - July 2, 2011-June 10, 2014
Longest Losing Streak:.....	5 - June 12, 2005-July 1, 2011
Last Two-Game Sweep By Marlins in Miami:.....	None
By Marlins in Texas:.....	None
By Texas in Miami:.....	None
By Texas in Texas:.....	None
Last Three-Game Sweep By Marlins in Miami:.....	None
By Marlins in Texas:.....	None
By Texas in Miami:.....	June 15-17, 2010
By Texas in Texas:.....	None
Last Four-Game Sweep By Marlins in Miami:.....	Have not played
By Marlins in Texas:.....	Have not played
By Texas in Miami:.....	Have not played
By Texas in Texas:.....	Have not played
Largest Home Crowd:.....	31,021 - June 19, 2004
Largest Away Crowd:.....	46,092 - July 3, 2011

SERIES HISTORY

YEAR	HOME	ROAD	TOTAL
2003	—	2-1	2-1
2004	0-3	---	0-3
2005	2-1	---	2-1
2010	0-3	---	0-3
2011	—	2-1	2-1
2014	1-1	1-1	2-2
Total	3-8	5-3	8-11

2014 RESULTS

DATE	SITE	RESULT	WIN	LOSS	SAVE	TIME	ATT
6/10	TEX	W,8-5	Morris	Frasor	Cishek	3:39	28,845
6/11	TEX	L,0-6	Darvish	Turner	---	2:57	31,512
8/19	MIA	W,4-3 (10)	Dyson	Cotts	---	3:59	20,277
8/20	MIA	L,4-5	Martinez	Evauldi	Feliz	2:55	16,672

2017 SCHEDULE

DAY	DATE	SITE	TIME
Mon.	7/24	TEX	8:05
Tues.	7/25	TEX	8:05
Weds.	7/26	TEX	8:05

* All time Eastern; subject to change

NOTABLE MOMENTS IN SERIES HISTORY

- The clubs first met on June 13, 2003 in Arlington, with Brad Penny tossing 7.0 innings for the win in an 8-0 shutout by Florida. All nine starters, including DH Ramon Castro, had a hit for the Fish, who belted out seven extra-base hits, including two doubles by Derrek Lee and a home run by Mike Lowell. Entering 2017 it is still the largest margin of victory for the Marlins in series history.
- On June 10, 2005 at Dolphins Stadium, the Marlins led 5-1 before allowing a four-run eighth inning to Texas. Florida responded in the bottom of the frame with a seven-run outburst, on eight hits, highlighted by a Mike Lowell grand slam. The Fish set their series-bests in runs and hits (17) in the 12-5 win. Lowell has the most career home runs (4) and RBI (13) of any Marlins' player against the Rangers, and is tied with Luis Castillo for the most hits (13).

FRONT OFFICE
FIELDHIT
INJURY
2016 IN REVIEW
CLUB HISTORY
POSTSEASON HISTORY
FAREWELL
2017 OPPONENTS
GENERAL INFORMATION



GENERAL INFORMATION



CREDENTIAL APPLICATIONS: The Marlins are using Major League Baseball's online credentialing system for the 2017 season. Media credential applications are **ONLY** available online at credentials.mlb.com. Credentials should be requested at least 24 hours in advance of the game or event requested.

CREDENTIALS: Credentials to any Miami Marlins game or Marlins Park event will be issued only to legitimate news gathering organizations. Credentials will be issued only to members of the working press 18 years of age and older. No spouses, guests or children of members of the press will be issued credentials. Press passes are not transferable. Credentialed members of the media are prohibited from obtaining autographs, personal photographs or equipment on the playing field, in the dugout or clubhouse. Any violation of these guidelines will result in immediate revocation of credential and future access. Only credentials issued by the Miami Marlins, Major League Baseball or the BBWAA will be honored. Credentials must be visible at all times.

PHOTO CREDENTIALS: Credentials will be issued to those photographers on assignment for legitimate news gathering organizations and those representatives of companies licensed by Major League Baseball. Priority in all areas will be granted to news organizations on nightly deadlines. No freelance photographers will be granted credentials and all photographs taken are to be used for news gathering purposes or officially licensed products. Any other use of photographs taken will be considered a violation of the conditions under which the credential is issued and result in no further credentials being issued.

CLUBHOUSE ACCESS: Access to the Miami Marlins clubhouse both before and after games will be limited to those organizations who are filing stories on a daily deadline. Clubhouse access will be granted to media, as determined by the Marlins Communications Department. The clubhouse is open to all media with proper credentials 3 1/2 hours before game time and closes at the beginning of batting practice. It re-opens no later than 10 minutes after each game. Policies regarding access between games of doubleheaders and during rain delays will be determined by the Marlins Field Manager. Access to the visiting clubhouse is subject to the visiting club's guidelines.

CLUBHOUSE GUIDELINES: While in the Marlins clubhouse, media are not permitted to use cellular phones, laptops, Web-based portable video cameras, texting devices, PDAs or similar portable devices at any time. Still-photography of any type is prohibited in the clubhouse at all times. Broadcast television cameras are allowed only to conduct player interviews in front of a player's locker, with the player's permission. All footage must be shot facing into the player's locker. No B-roll footage is allowed at any time.

FIELD ACCESS: All credentialed members of the media will be given access to the playing field prior to each game. Media can access the field from the Dugout Club tunnels, located down the third-base and first-base lines. Media are not allowed to use the Ricoh Diamond Club entrances located behind home plate. All non-uniformed personnel must clear the field at the conclusion of visitors batting practice unless that individual has credentials expressly for in-game field privileges (photo passes, pregame ceremonies, etc.). Live shots are permitted on the field until 35 minutes prior to the first pitch.

LIVE TRANSMISSIONS: Television and radio stations not holding broadcast rights for Marlins games will be allowed to transmit live reports prior to and after Marlins games. All live television shots will be done on the field. No live shots will be permitted from the clubhouses. No live transmissions inside the stadium by non-rightsholders will be permitted while the rightsholder is on the air or the game is in progress. Radio stations will be permitted to provide "scene setters" and score updates between innings but these reports may not continue once an inning is underway. Any violations of these policies will result in revocation of credentials.

ROVING CAMERAS: Roving cameras must obtain prior approval from the Marlins Communications Department. While roving,

all photographers must not block any aisles or the views of any fans. Failure to adhere to these guidelines will result in the revocation of roving privileges for both the individual photographer and for the news organization that photographer represents.

ADMISSION TO MARLINS PARK: All media covering Marlins baseball may enter Marlins Park through the Media Entrance, which opens four hours prior to game time and is located on the West Plaza. At that time media may pick up any requested credentials. Credentials will be available for pick up until one hour after scheduled start time, after which credentials may be picked up by calling the press box. All other media who require their credentials prior to the opening of the Media Entrance should contact the Marlins Communications department.

PRESS BOX AND PRESS LOUNGE: Admission to the Marlins Park press box will be limited to those individuals with appropriate credentials. These include: Marlins' season credentials, Marlins daily credentials, BBWAA cards, Major League Baseball Working Press, Radio and Photographer passes. Those individuals with the proper credentials will be able to purchase food in the Press Lounge (located directly behind the Press Box) from 2 1/2 hours before game time through the end of the third inning of each game. The Press Lounge area is considered a part of the working press area and only individuals with proper working credentials will be admitted at all times. No guests will be permitted.

AUTOGRAPH REQUESTS: As noted earlier, no members of the media may use their access to solicit autographs, personal photographs or equipment from players or staff of either participating team. Any autograph needs should be directed to the Miami Marlins Community Outreach Department in writing. Failure to do so will result in revocation of credential privileges and forfeiture of any items obtained.

DRESS CODE: Media covering games are expected to dress in an appropriate and professional manner that reflects their respect for their colleagues, the teams and the players they are covering. Media are expected to adhere to a business casual dress code in all working areas and should follow Major League Baseball's dress code guidelines.

For further information, contact the Communications office at: Miami Marlins
Marlins Park
501 Marlins Way, Miami FL 33125

Email: credentials@marlins.com
PHONE: (305) 460-1391 FAX: (305) 460-3013

IMPORTANT MEDIA NUMBERS

Taxi Services

Miami: 305-444-4444
Fort Lauderdale: 954-777-7777

Rental Car Information

Alamo: 305-633-6076
Budget: 305-871-2722
Hertz: 954-760-4719
Dollar: 305-887-6000

Airline Information

American: 800-433-7300
Airtran: 800-247-8726
Delta: 800-221-1212
Jet Blue: 800-538-2583
Southwest: 800-435-9792
United: 800-523-3273
US Airways: 800-428-4322

Phone Company

AT&T: 800-945-6500

Airports

Miami International: 305-876-7000
– 5 miles from Marlins Park
Fort Lauderdale: 866-435-9355
– 24.5 miles from Marlins Park



Stitches



CREATED FOR THE TRUE FAN BY
Dynasty
APPAREL CORPORATION®
WWW.DYNASTYAPPAREL.COM

Major League Baseball trademarks and copyrights are used with permission of Major League Baseball Properties, Inc. Visit MLB.com

Stitches Athletic Gear is found in Fan and Team Shops across America

 
@STITCHESDYNASTY

MARLINS COMMUNICATIONS STAFF



**MATT
ROEBUCK**

SENIOR DIRECTOR, COMMUNICATIONS



**MARTY
SEWELL**

DIRECTOR, PUBLICATIONS & BASEBALL INFORMATION



**JON ERIK
ALVAREZ**

MANAGER, COMMUNICATIONS & SPANISH MEDIA LIAISON



**JOE
VIEIRA**

MANAGER, BASEBALL INFORMATION



**MARIA
ARMELLA**

COORDINATOR, COMMUNICATIONS

MARLINS TRANSLATORS



ALAN TURNER
JAPANESE



DIO OSHIMIZU
JAPANESE



LOUIS CHAO
MANDARIN



JON ERIK ALVAREZ
SPANISH





FLORIDA™



HOME OF  THE MARLINS

MARLINS BROADCASTING INFORMATION

FOX Sports Florida/ Sun Sports enters its 21st season partnered with the team. In 2017, on top of spring training games, 150 Marlins regular season games (all in HD) and pre and postseason shows will be televised statewide in Florida. Owned and managed by FOX, both FOX Sports Florida and sister network Sun Sports are each available statewide in more than six million cable and satellite homes.



500 E. Broward Blvd, Suite 105
Fort Lauderdale, FL 33394
954-375-3501
www.foxsportsflorida.com

Rich Waltz returns for his 13th season to call the play-by-play action. Waltz will be joined by Todd Hollandsworth, who will provide the analysis in 2017. Craig Minervini returns for his 16th season as in-game reporter and host of MARLINS LIVE, the network's pre/postgame show. Jessica Blaylock enters her third season as an in-game reporter and host of the network's pre/postgame show as well. Former Marlins great Jeff Conine will sit alongside Minervini and Blaylock offering in-depth game analysis for MARLINS LIVE. For the 15th consecutive year, FOX Sports Florida/Sun Sports will offer Spanish language game audio coverage via SAP for Marlins' home games.

MARLINS ORIGINAL PROGRAMMING



INSIDE THE MARLINS

This innovative original series gives fans a unique, behind-the-scenes perspective of the lives of Marlins players/personnel, as well as unique aspects of the team's operations. Seven half-hour HD episodes are planned for 2017 and will air throughout the season on FOX Sports Florida. Each show will turn the spotlight on a different baseball theme, Marlins player or coach. These episodes are a must-watch for Marlins fans as they focus on their favorite players and coaches lives outside of baseball with personal stories and comments shared by family, friends and teammates.

MARLINS CLUBHOUSE

"Marlins Clubhouse" is a magazine style television series aimed at showcasing stories in and around Marlins baseball. Hosted by FOX Sports Florida analyst and former Marlins outfielder Preston Wilson, "Marlins Clubhouse" will premiere new episodes on the first Friday of every month before the start of the Marlins LIVE pregame show on the network. "Marlins Clubhouse" will target and engage young baseball viewers, with an emphasis on kids ages 13 to 18, by highlighting local baseball success stories. Episodes will include segments ranging from Coaches Corner to South Florida's Rising Stars, so be sure to tune in on FOX Sports Florida all year long for must-watch episodes of "Marlins Clubhouse."



MARLINS ENGLISH BROADCAST HISTORY

YEAR	TELEVISION
1993	Jay Randolph, Gary Carter
1994	Jay Randolph, Gary Carter
1995	Jay Randolph, Gary Carter
1996	Jay Randolph, Gary Carter
1997	Jay Randolph, Tommy Hutton, Joe Angel, Dave O' Brien
1998	Jay Randolph, Tommy Hutton, Joe Angel, Dave O' Brien
1999	Jay Randolph, Tommy Hutton, Joe Angel, Dave O' Brien
2000	Jay Randolph, Tommy Hutton, Joe Angel, Dave O' Brien
2001	Dave O' Brien, Tommy Hutton
2002	Len Kasper, Tommy Hutton
2003	Len Kasper, Tommy Hutton
2004	Len Kasper, Tommy Hutton
2005	Rich Waltz, Tommy Hutton
2006	Rich Waltz, Tommy Hutton
2007	Rich Waltz, Tommy Hutton
2008-15	Rich Waltz, Tommy Hutton
2016	Rich Waltz, Al Leiter, Eduardo Perez, Preston Wilson

RADIO

Joe Angel, Dave O' Brien
Joe Angel, Dave O' Brien
Joe Angel, Dave O' Brien
Joe Angel, Dave O' Brien
Joe Angel, Dave O' Brien
Joe Angel, Dave O' Brien
Joe Angel, Dave O' Brien, Jon "Boog" Sciambi
Joe Angel, Dave O' Brien, Jon "Boog" Sciambi
Dave Van Horne, Jon "Boog" Sciambi
Dave Van Horne, Jon "Boog" Sciambi
Dave Van Horne, Jon "Boog" Sciambi
Dave Van Horne, Allen "Roxy" Bernstein
Dave Van Horne, Allen "Roxy" Bernstein
Dave Van Horne, Glenn Geffner
Dave Van Horne, Glenn Geffner



FROM OFFICE
FIELD
IN THE
STADIUM
TO THE
CLUBHOUSE
AND
BEHIND THE
SCENES
GENERAL INFORMATION



RICH WALTZ

FOX SPORTS FLORIDA PLAY-BY-PLAY ANNOUNCER

2017 marks Waltz's 13th year as the television play-by-play voice of the Marlins on Fox Sports Florida's Emmy Award Winning coverage. This is his 24th consecutive year covering Major League Baseball. This Spring, Rich served as one of MLB Network's primary voices of the 2017 World Baseball Classic. It was Waltz's third WBC assignment. In 2009 and 2013 (Puerto Rico and Japan) he called some of the WBC's biggest upsets.

From 2012-2014 Waltz was part of Fox's Saturday MLB package. His baseball experience also includes MLB Network's coverage of Thursday Night Baseball, ESPN, ESPN Radio, and FX. Prior to joining FOX Sports Florida, Waltz served as the fill-in announcer and pregame host for the Seattle Mariners television and radio networks. In 2000, he served as the fill-in voice of the Toronto Blue Jays on CBC across Canada. His minor league stops included Spokane, Wichita, and Las Vegas.

This past Winter Waltz again called College Basketball for CBS Sports, CBS Sports Network, and FS1. It was also his third season of College Football for CBS Sports Network. His College Basketball spans every major conference for the ACC Network, Pac-12 Network, Fox Sports, Raycom Sports, ESPN, ESPN Regional and Turner Sports. From 2010 through 2012 Rich was the voice for the ACC Football Game of the Week and SEC Saturday Night Football for Fox Sports Net.

From 1997-2002, Waltz called College Football for ESPN, ESPN Radio and ABC in the Big Ten, SEC and ACC conferences; including many Bowl and Championship Games. Waltz's ESPN assignments also included: Major League Baseball, NCAA Basketball, Arena Football, NCAA College Softball World Series, Little League World Series Regional Finals, and Major League Soccer. His football experience also includes NFL Europe for Fox, Pac-10 Football for FSN, the Big Sky Game of the Week and NFL Preseason games for the Seattle Seahawks. As well, Waltz has called ATP and WTA Tennis events for Tennis Channel and IMG.

In 2006, Waltz helped create and organize the Fox Sports Fantasy Auction, which in eleven years has raised a million dollars for the Marlins Foundation. In 2008, he was honored by the Marlins with their Community Service Award.

Raised in Martinez, Calif., Rich was a starting infielder on two conference championship teams at the University of California-Davis. Waltz resides in both South Florida and Issaquah, WA with his wife and two daughters.



TODD HOLLANDSWORTH

FOX SPORTS FLORIDA COLOR ANALYST

Todd Hollandsworth has joined the Marlins on-air talent for the 2017 season on FOX Sports Florida. In his new role, Hollandsworth will serve as the full-time color analyst alongside play-by-play announcer Rich Waltz in the broadcast booth. Hollandsworth, a member of the 2003 World Series Champion Florida Marlins, comes to FOX Sports Florida from Comcast SportsNet Chicago, where he spent the past seven seasons as a television analyst covering the Cubs. Since 2014, he's also served as co-host on MLB Network Radio's The Leadoff Spot show on SiriusXM. During the 2008 season, Hollandsworth filled in as Comcast SportsNet's Cubs studio analyst on numerous occasions, in addition to making regular appearances on CSN's weeknight sports discussion program, Chicago Tribune Live.

Hollandsworth played 12 seasons in the Major Leagues and was drafted by the Los Angeles Dodgers in the third round of the 1991 MLB Draft. In his first full season with the Dodgers in 1996, Hollandsworth was named the National League Rookie of the Year when he hit .291 with 12 home runs and 59 RBI in 149 games. That season, he led all NL rookies in hits, doubles, home runs, RBI and stolen bases. His 12-year MLB career included stints with the Dodgers, Colorado Rockies, Texas Rangers, Marlins, Chicago Cubs, Atlanta Braves, Cleveland Indians and Cincinnati Reds.





JEFF NELSON

FOX SPORTS FLORIDA PRE/POSTGAME ANALYST

Jeff Nelson returns for his second season with FOX Sports Florida as a studio analyst on select Marlins LIVE pregame and postgame shows after joining FOX Sports Florida on June 14, 2016. In addition to Marlins coverage, Nelson serves as an analyst on MLB.com and as a host on SiriusXM's MLB Network Radio.

A 15-year MLB veteran, Nelson was drafted by the Los Angeles Dodgers in 1984 and made his Major League debut with the Seattle Mariners in 1992. Throughout his career, he played for the Mariners, 1992-95, 2001-03 and 2005; New York Yankees, 1996-2000, and 2003; Texas Rangers, 2004; and Chicago White Sox, 2006. He won four World Series rings with the Yankees and was named an American League All-Star in 2001. Over his career, he racked up 829 strikeouts and sported a lifetime ERA of 3.41.

Jeff and his wife Sheri reside in Jupiter, Florida.



PRESTON WILSON

FOX SPORTS FLORIDA PRE/POSTGAME ANALYST

Preston Wilson enters his sixth season with the FOX Sports Florida and fifth as a pre, in and postgame analyst. The nine-year Major League veteran added his baseball expertise and analysis to select Marlins broadcasts throughout the 2016 season.

Wilson was drafted by the New York Mets in the first round of the 1992 Amateur draft. Preston made his MLB debut in May of 1998. Just two weeks after joining the Mets, he was traded to the Florida Marlins along with two other minor leaguers for catcher Mike Piazza. As a rookie centerfielder, Wilson led the team in home runs and runs batted in. He finished second place in the NL Rookie of the Year balloting. The following season (1999) Wilson joined the 30-30-club, slugging 31 home runs and stealing 36 bases.

During Wilson's MLB career he made stops in Colorado, Washington, Houston and St. Louis. Wilson, like his step-father Mookie Wilson in 1986, would win a World Series ring in 2006 as a member of the St. Louis Cardinals.

On February 14, 2009, Wilson announced his retirement from Major League Baseball.

Born in Bamberg, South Carolina, Preston and his family now reside in South Florida.



MARLINS BROADCASTING INFORMATION



RAUL STRIKER, JR

FOX SPORTS FLORIDA SPANISH PLAY-BY-PLAY ANNOUNCER

Raul Striker, Jr. begins his 15th year as the Marlins play-by-play secondary audio programming television announcer. Striker, Jr. has called all Marlins home games since 2003 on SAP.

In addition, Striker, Jr. currently serves as the Miami Dolphins (NFL) football Spanish-language play-by-play announcer and as a regular voice of the NFL, calling games of the week, the NFL playoffs, Pro Bowls and Super Bowls XLVI & XLVII and XLIX.

Raul also serves as a sports anchor for Spanish language WLTU23 Univision in Miami.

Striker, Jr. was the Spanish-language television pregame, halftime, and in-game reporter of the Miami Heat (NBA) for the 2005 & 2006 seasons.

The versatile Striker also graduated with a nursing degree from Miami Dade College in 2011 and worked as a registered nurse in the neuroscience wing of Baptist Hospital in Miami.

Before joining the Marlins, Striker, Jr. served as anchor/reporter on a variety of sports shows for the Spanish-language television network Telemundo.

Son of renowned Spanish sportscaster Raul Striker, Striker, Jr. has covered sporting events that include the World Series; FIFA World Cups; Sugar, Rose, Fiesta and Orange Bowls; ATP Tennis, PGA Golf Tournaments and NASCAR Races. Striker, Jr. also served as producer/host of Marlins Semanal, the Marlins official Spanish television show during 2003 and 2004.

A native of Santurce, Puerto Rico, Striker, Jr. resides in Miami.

MARLINS BROADCASTING INFORMATION

YEAR

TELEVISION (SAP)

RADIO

1993	None
1994	None
1995	None
1996	None
1997	None
1998	None
1999	None
2000	None
2001	None
2002	None
2003-13	Cookie Rojas, Raul Striker, Jr.
2014-	Raul Striker, Jr.

Felo Ramírez, Manolo Álvarez
Felo Ramírez, Manolo Álvarez
Felo Ramírez, Manolo Álvarez
Felo Ramírez, Manolo Álvarez
Felo Ramírez, Manolo Álvarez
Felo Ramírez, Manolo Álvarez
Felo Ramírez, Jesus "Chu" Díaz
Felo Ramírez, Angel "Tito" Rodríguez
Felo Ramírez, Angel "Tito" Rodríguez
Felo Ramírez, Luis "Yiky" Quintana
Felo Ramírez, Luis "Yiky" Quintana
Felo Ramírez, Luis "Yiky" Quintana

1993-1994
1995-1996
1997-1998
1999-2000
2001-2002
2003-2004
2005-2006
2007-2008
2009-2010
2011-2012
2013-2014
2015-2016
2017-2018
2019-2020
2021-2022
2023-2024

GENERAL INFORMATION





940^{AM}

WINZ
MIAMI SPORTS

REEL ACTION

**Listen to Every
MIAMI MARLINS GAME
on 940 WINZ**

MARLINS BROADCASTING INFORMATION

940 WINZ AM and 94.9 HD2 enters its fourth season as the Marlins Flagship Station, WINZ and the Marlins Radio Network team up in 2017 to broadcast all 162 regular season and 15 spring training games in addition to 10 MLB.com online only broadcasts during the spring.

Catch all the action on our English Radio flagship plus a 30-minute pre and postgame show. In addition, 940 AM will feature special Miami Marlins programming throughout the season.

Listen live on Miami/Ft. Lauderdale WINZ 940 AM/94.9 HD2, West Palm Beach WBZT 1230 AM, Key West WKWF 1600 AM, Ft. Pierce WSTU 1450 AM, Melbourne WMMB 1240 AM, Melbourne WFKS 95.1 HD2 FM, Orlando WHOO 1080 AM, Ft. Myers Beach WWCN 99.3 FM, and Titusville WIXC 1060 AM.



7601 Riviera Blvd.
Miramar, FL 33023
(954) 862-2000
www.940winz.com

MARLINS HOT STOVE RADIO SHOW

Marlin broadcaster Kyle Sielaff hosts the Marlins Hot Stove Show Monday nights during the offseason at 7:00 p.m. ET on 940 WINZ AM. Get the latest Marlins news and updates with Kyle including exclusive interviews with players, our front office team and guests from the local and national media.



DAVE VAN HORNE

HALL OF FAME PLAY-BY-PLAY ANNOUNCER

Dave Van Horne enters his 52nd year broadcasting professional baseball, his 49th at the Major League level and his 17th year with the Marlins. In 2011, he was honored by the National Baseball Hall of Fame with the Ford C. Frick Award in ceremonies at Cooperstown.

His baseball broadcast career began in the International League where he broadcast Richmond Braves games. In 1969, he was named to serve as the lead play-by-play broadcaster for the Montreal Expos games on the English radio network. He spent 32 years as the primary Expos voice on the teams radio and television broadcasts.

During Dave's Major League broadcast career, he's been behind the mic for 13 no hitters, including three perfect games. He also had the opportunity to call the 3000th hits for Willie Mays and Tony Gwynn, also Pete Rose's 1,500th, 3000th and 4,000th hits. He called record breaking strikeouts by Nolan Ryan and Steve Carlton. When Andre Dawson hit two home runs in one inning, twice, Dave was behind the microphone. Other career highlights include the Marlins exciting 2003 season, capped by the World Series Championship.

During his years spent in Virginia, he broadcast football, basketball and baseball, becoming a two-time winner of the Virginia Sportscaster of the Year Award.

In 1996, he was honored with the Jack Graney Award, presented by the Canadian Baseball Hall of Fame for contributions to baseball through broadcasting.

Dave was also the recipient in 2011 of the Career Achievement Award from Sports Media Canada.

In June 2012, he was inducted into the Wilson High School Hall of Fame in his hometown of Easton, PA.

He received the Sonny Hirsch Excellence in Sports Broadcasting Award in March 2013 at the Eric Reid and Tony Fiorentino charity dinner in Miami.

Dave was inducted into the Canadian Baseball Hall of Fame in June 2014 in ceremonies in St. Mary's, Ontario.

His broadcast partners over the years have included Don Drysdale, Pee Wee Reese, Duke Snider, Tom Cheek, Buck Martinez, Ken Singleton, Gary Carter, Tommy Hutton and Jon Sciambi. His current partner on Marlins Radio broadcasts is Glenn Geffner.

Dave was born and raised in Easton Pennsylvania. He has been a resident of South Florida since 1982 and currently lives in Palm Beach Gardens with his wife Josee and their daughter Madison. He also has 5 sons and many wonderful grandchildren.





GLENN GEFFNER

PLAY-BY-PLAY ANNOUNCER

2017 marks Miami native Glenn Geffner's 10th season as a member of the Marlins radio broadcast team, his 21st season in the Major Leagues and his 26th year in professional baseball as a broadcaster and front office executive.

Geffner, who called games for the Boston Red Sox and the San Diego Padres prior to his 2008 return to South Florida, owns the rare distinction of having done baseball play-by-play at every level—from college, to Single-A, Double-A, Triple-A, and the Major Leagues.

Over the years, he has shared the booth with a pair of Baseball Hall of Fame broadcasters, 2011 Ford C. Frick Award winner Dave Van Horn with the Marlins and 2005 honoree Jerry Coleman with the Padres. In Boston, Glenn worked alongside Frick Award finalist and Red Sox Hall of Famer Joe Castiglione.

Geffner began his baseball career as the voice of the Rochester Red Wings of the Triple-A International League. His television work includes handling the play-by-play for the New England Sports Network's coverage of Red Sox Minor League baseball during his time in Boston as well as serving as host and reporter for a variety of Red Sox and Padres programming during his 11 seasons with those clubs.

He has two World Series championship rings (Boston, 2004 and 2007) and a National League championship ring (San Diego, 1998).

Geffner is a graduate of Northwestern University's Medill School of Journalism. It was at Northwestern where he began his broadcasting career, calling Big Ten baseball, football and basketball for the Wildcats.

Glenn and his wife Christine reside in Weston with their 3 children: Corey, Gregg and Caroline.



- Courtesy: Denis Bancroft 2012



LISTEN TO THE **MARLINS** ON...

STATION	COVERAGE AREA
WINZ 940 AM / 94.9 HD2 FM	MIAMI/FT. LAUDERDALE
WBZT 1230 AM	WEST PALM BEACH
WKWF 1600 AM	KEY WEST
WSTU 1450 AM	FT. PIERCE
WIXC 1060 AM	TITUSVILLE
WMMB 1240 AM	MELBOURNE
WFKS 95.1 HD2 FM	MELBOURNE
WHOO 1080 AM	ORLANDO
WWCN 99.3 FM	FT. MYERS BEACH

**OUR FULL SEASON IS 162 GAMES.
GET EVERY HOME AND AWAY GAME
ON THE MARLINS RADIO NETWORK.**

JOIN THE BIG LEAGUES! GET YOUR MESSAGE HEARD.
GET THE RESULTS YOU DESERVE. TO ADVERTISE CALL 1-877-MARLINS.
MARLINS RADIO NETWORK, OUR LISTENERS ARE YOUR NEW CUSTOMERS.

LAS VOCES EN ESPAÑOL DE LOS MARLINS



JOSE LUIS NAPOLES / YIKY QUINTANA / FELO RAMIREZ



MAJOR LEAGUE BASEBALL IMPORTANT

JANUARY

- 13 - Salary arbitration exchange date
- 30 - Through Feb. 17 - Salary arbitration hearings

FEBRUARY

- 14 - The mandatory date on which pitchers and catchers who are on a Federation Team's roster for the 2017 World Baseball Classic must report to Spring Training; and
The voluntary date on which all other pitchers, catchers and injured players on a Major League roster may be invited to attend Spring Training workouts

First date Players may be placed on the 60-Day Disabled List

- 15 - All Outright Waivers in effect expire at 5:00 pm ET
- 16 - New waiver period begins
- 17 - The mandatory date on which all remaining position players on a Federation Team's roster for the 2017 World Baseball Classic must report to Spring Training; and
The voluntary date on which all remaining position players on a Major League roster may be invited to attend Spring Training workouts
- 18 - First date weekend waivers will be processed; continues through end of season (except April 1 & 2)
- 22 - The mandatory date by which players who are not participating in the 2017 World Baseball Classic must report to Spring Training
- 24 - Anticipated start of Spring Training games among Major League Clubs

MARCH

- 2 - First date to renew Major League contracts
- 6 - First date Clubs may ask waivers on selected Rule 5 or draft-excluded players
- 11 - Last date to renew Major League contracts
- 13 - First date Clubs may assign selected Rule 5 or draft-excluded players
- 15 - Last date to request UR Waivers and owe 30 days' termination pay (before 2:00 pm ET)
- 16 - UR Waivers requested today (until 2 pm ET on March 29) Club will owe player 45 days' termination pay
- 17 - Last date to assign an injured player to a Minor League club, if permissible
- 23 - Last date a XX(B) player signed to a Minor League contract qualifies for a Retention Bonus
- 28 - Last date to select or release a XX(B) "Retention Bonus" player before a bonus obligation
- 29 - Last date to request UR Waivers and owe 45 days' termination pay (before 2:00 pm ET)
- 30 - The earliest date that a Club may backdate a placement on the 10-day Disabled List

APRIL

- 1-2 - No waivers processed this weekend
- 2 - Official opening of 2017 season - rosters reduced to 25
First date that assignable draft selections may be traded (through 5:00 pm on June 12)
- 9 - First date 10-day Disabled List players may be reinstated, if permissible
- 12 - First date optioned players may be recalled, if permissible

MAY

- 1 - Waivers secured on or after February 16th expire at 5:00 pm ET
- 2 - New waiver period begins
- 15 - International player registration deadline
Earliest date Clubs may re-sign Major League players released after August 31, 2016

JUNE

- 1 - XX(B) "Retention Bonus" player may require release if not added to 25-man roster
- 5 - Start of Closed Period - First-Year Player Draft
- 12-14 - 2017 First-Year Player Draft
- 15 - End of 2016-2017 international signing period
- 16 - First date Clubs may trade a XX(B) player without his consent
- 21 - Release of the 2017-2018 signing period registration list

JULY

- 2 - Beginning of 2017-2018 international signing period
- 7 - Signing deadline for Rule 4 drafted players - 5:00 pm ET

- 11 - All-Star Game at Marlins Park, Miami, FL
- 20 - Forfeited Pick Lottery, if necessary
- 31 - Trade deadline - 4:00pm ET
Waivers secured on or after May 2, 2017 expire at 5:00 pm ET

AUGUST

- 1 - New waiver period begins - Trade Waivers now required
- 15 - Last date to select player to avoid draft-excluded status
- 29 - Unconditional Release Waivers must be requested by 2:00 pm ET to avoid May 15, 2018 signing restriction
- 31 - Post-season eligibility lists are established at 11:59 pm ET
Secured Outright Waivers expire at 11:59 pm ET

SEPTEMBER

- 1 - Active Major League player limit increased from 25 to 40
New Outright Waiver period - secured waivers are good for seven days
- 24 - Last day to trade any player until end of championship season

OCTOBER

- 1 - Last scheduled day of the 2017 Championship season
Last weekend date waivers will be processed until next Spring Training

Last date that assignable draft selections may be traded (until start of 2017 season)

- 2 - All players on optional assignments must be recalled
All players on the 7-day and the 10-day Disabled Lists must be reinstated

First date players may be traded between Major League Clubs without waivers

Injured players now may be assigned to Minor Leagues until November 20, 2017, if permissible
(unless play-in game necessary)

- 2-15 - Article XX(D) Free Agency Period
(DATES BASED ON END OF WORLD SERIES)

- 1st Day After - Eligible XX(B) players become free agents at 9 am ET
- 4th Day After - Last date to request waivers on draft-excluded players until next spring
- 5th Day After - Last date to reinstate players from the 60-day Disabled List

Last date to outright potential Minor League free agent without Major League contract, if permissible

Last date for former Club to tender qualifying offer to XX(B) players

Minor League players become free agents at 5 pm ET, if applicable

XX(B) and Minor League free agents may sign any Club at 5:00 pm ET

- 15th Day After - Last date for XX(B) players to accept qualifying offer from former Club

NOVEMBER

- 10 - Outright Waivers secured on or after September 1 expire at 5:00 pm ET
- 11 - New waiver period begins
- 16 - Last date to ask Outright Waivers on an injured player, if permissible
- 18 - Last date to outright an injured player to the Minor Leagues, per Article XIX(C)
Reserve lists for all Major and Minor League levels filed, by 8:00 pm ET

DECEMBER

- 1 - Tender deadline
- 7 - Last date to request Outright Waivers to assign player prior to Rule 5 Draft
- 11 - Last date to outright a player prior to the Rule 5 Draft
- 21 - Major League Rule 5 Draft - Winter Meetings, Orlando, FL

NOTE: THESE DATES WILL BE USED UNLESS OTHERWISE NOTIFIED



HOW TO FIGURE...

BATTING AVERAGE (AVG.): Divide the number of hits by the number of at bats.

EARNED RUN AVERAGE (ERA): Multiply the number of earned runs by nine and then divide that number by the number of innings pitched.

FIELDING AVERAGE (PCT.): Divide the total putouts and assists by the total of putouts, assists and errors.

MAGIC NUMBERS: Determine the number of games yet to be played, add one, then subtract the number of games ahead in the loss column of the standings from the closest opponent.

ON-BASE PERCENTAGE (OBP.): Add the total of hits, walks, hit by pitches and divide by the total of at-bats, walks, hit-by-pitches and sacrifice flies.

SLUGGING AVERAGE (SLG.): Divide the total bases of all safe hits by the total times at-bat (at-bats do not include walks, sacrifices, hit-by-pitch, or times awarded first base because of interference or obstruction).

WINNING PERCENTAGE: Divide the number of games won by the total games won and lost.

QUALIFICATIONS FOR BATTING CHAMPIONSHIP: Highest batting average based on a minimum of 502 plate appearances, the equivalent of 3.1 appearances for each of the 162 scheduled games, which may include walks, sacrifices, hit by pitch, etc.

QUALIFICATIONS FOR PITCHING (ERA) CHAMPIONSHIP: Lowest earned run average with a minimum of 162 innings pitched.

QUALIFICATIONS FOR A FIELDING CHAMPIONSHIP: The fielders with the highest fielding average at each position, provided:

(1) A catcher participates as a catcher in at least one-half the number of games scheduled for each club in his league that season.

(2) An infielder or outfielder must have participated at his position in at least two-thirds of the number of games scheduled for each club in his league that season.

(3) A pitcher must have pitched at least as many innings as the number of games scheduled for each Club in his league that season. EXCEPTION: if another pitcher has a fielding average as high or higher, and has handled more total chances in a lesser number of innings, he shall be the fielding champion.

NOTE: These figures DO NOT determine Rawlings Gold Glove winners at the end of the season. Those are selected by a vote of managers and coaches.

QUALIFICATIONS FOR A ROOKIE: A player with no more than 130 at-bats or 50.0 innings pitched in the Major Leagues during the previous season or seasons, nor more than 45 days on a Major League roster during the 25-man player limit (excluding time in military service).

PINCH HITTING: A player shall be considered a pinch-hitter only if he enters the game as a substitute batter and then only on his first time at-bat, which must be before he becomes a fielder. If the team bats around in the inning and a pinch-hitter comes up a second time, he will not be considered a pinch-hitter the second time.

CONSECUTIVE HITTING STREAKS: A consecutive hitting streak shall not be terminated if the plate appearance results in a base on balls, hit batsman, defensive interference or a sacrifice bunt. A sacrifice fly shall terminate the streak.

CONSECUTIVE-GAME HITTING STREAKS: A consecutive-game hitting streak shall not be terminated if all the player's plate appearances (one or more) result in a base on balls, hit batsman, defensive interference or a sacrifice bunt. The streak shall terminate if the player has a sacrifice fly and no hit. The player's individual consecutive-game hitting streak shall be determined by the consecutive games in which the player appears and is not determined by his club's games.

CONSECUTIVE-GAME PLAYING STREAK: A consecutive-game playing streak shall be extended if the player plays one-half inning on defense, or if he completes a time at-bat by reaching base or being put out. A pinch-running appearance only shall not extend the streak. If a player is ejected from a game by an umpire before he can comply with the requirements of this rule, his streak shall continue.

ITEMS OF INTEREST

BLOWN SAVE DEFINITION: When a relief pitcher enters a game in a save situation and departs with the save situation no longer in effect because he has given up the lead, he is charged with a blown save. If the save opportunity still exists when he leaves the game, he is not charged with a save opportunity. If the pitcher has not given up the lead when he leaves the game, though the save opportunity may no longer exist, he is not charged with a save opportunity. This method has been a part of the Rolands formula since 1988.

DISABLED LISTS:

10-Day: The player must remain off the active roster for a minimum of 10 calendar days, starting on the day following the player's last game.

60-Day: Same rules apply, however, this may only be used when the team's 40-man roster is full. Any player placed on the 60-day disabled list after August 1 may not play for the remainder of the season, including any postseason game.

EMERGENCY: Maximum number of players on list at one time - no limit. Minimum period of inactivity is 60 calendar days. Players placed on this list after August 1 shall remain there for the balance of the season. This list may only be used when a Club is at the maximum limit of 40 players.

FREE AGENCY (RE-ENTRY): The 1985 collective bargaining agreement brought about changes in the free agency process. Following is the appropriate information:

-Six years of Major League Service continues to be required to be eligible for free agency.

-The Re-Entry Draft has been abolished.

-A player has 15 days from the first day following the World Series to file for free agency.

-By December 1, former Club must offer to arbitrate or become eligible to sign player. By December 7, player must accept or reject the offer. Should the Club fail to tender or renew the contract, the player shall become a free agent without any restrictions or qualifications. The player will be eligible to sign with all Clubs including the Club which did not offer arbitration.

-If Club and player proceed to arbitration, maximum salary cut rules do not apply.

-Player who accepts former Club's offer to arbitrate is not subject to repeater rights limitations.

NIGHT GAME: A night game shall be any game with the official starting times fixed after 5 p.m. All games, with official starting times fixed for 5 p.m., prevailing time, or earlier, shall be "day games."

PLAYER LIMITS: A Major League roster consists of 40 players until Opening Day, when the number must be reduced to 25 until September 1, when it again becomes 40.

1980-1989
1990-1999
2000-2009
2010-2019
2020-2029
2030-2039
2040-2049
2050-2059
2060-2069
2070-2079
2080-2089
2090-2099
2100-2109
2110-2119
2120-2129
2130-2139
2140-2149
2150-2159
2160-2169
2170-2179
2180-2189
2190-2199
2200-2209
2210-2219
2220-2229
2230-2239
2240-2249
2250-2259
2260-2269
2270-2279
2280-2289
2290-2299
2300-2309
2310-2319
2320-2329
2330-2339
2340-2349
2350-2359
2360-2369
2370-2379
2380-2389
2390-2399
2400-2409
2410-2419
2420-2429
2430-2439
2440-2449
2450-2459
2460-2469
2470-2479
2480-2489
2490-2499
2500-2509
2510-2519
2520-2529
2530-2539
2540-2549
2550-2559
2560-2569
2570-2579
2580-2589
2590-2599
2600-2609
2610-2619
2620-2629
2630-2639
2640-2649
2650-2659
2660-2669
2670-2679
2680-2689
2690-2699
2700-2709
2710-2719
2720-2729
2730-2739
2740-2749
2750-2759
2760-2769
2770-2779
2780-2789
2790-2799
2800-2809
2810-2819
2820-2829
2830-2839
2840-2849
2850-2859
2860-2869
2870-2879
2880-2889
2890-2899
2900-2909
2910-2919
2920-2929
2930-2939
2940-2949
2950-2959
2960-2969
2970-2979
2980-2989
2990-2999
3000-3009
3010-3019
3020-3029
3030-3039
3040-3049
3050-3059
3060-3069
3070-3079
3080-3089
3090-3099
3100-3109
3110-3119
3120-3129
3130-3139
3140-3149
3150-3159
3160-3169
3170-3179
3180-3189
3190-3199
3200-3209
3210-3219
3220-3229
3230-3239
3240-3249
3250-3259
3260-3269
3270-3279
3280-3289
3290-3299
3300-3309
3310-3319
3320-3329
3330-3339
3340-3349
3350-3359
3360-3369
3370-3379
3380-3389
3390-3399
3400-3409
3410-3419
3420-3429
3430-3439
3440-3449
3450-3459
3460-3469
3470-3479
3480-3489
3490-3499
3500-3509
3510-3519
3520-3529
3530-3539
3540-3549
3550-3559
3560-3569
3570-3579
3580-3589
3590-3599
3600-3609
3610-3619
3620-3629
3630-3639
3640-3649
3650-3659
3660-3669
3670-3679
3680-3689
3690-3699
3700-3709
3710-3719
3720-3729
3730-3739
3740-3749
3750-3759
3760-3769
3770-3779
3780-3789
3790-3799
3800-3809
3810-3819
3820-3829
3830-3839
3840-3849
3850-3859
3860-3869
3870-3879
3880-3889
3890-3899
3900-3909
3910-3919
3920-3929
3930-3939
3940-3949
3950-3959
3960-3969
3970-3979
3980-3989
3990-3999
4000-4009
4010-4019
4020-4029
4030-4039
4040-4049
4050-4059
4060-4069
4070-4079
4080-4089
4090-4099
4100-4109
4110-4119
4120-4129
4130-4139
4140-4149
4150-4159
4160-4169
4170-4179
4180-4189
4190-4199
4200-4209
4210-4219
4220-4229
4230-4239
4240-4249
4250-4259
4260-4269
4270-4279
4280-4289
4290-4299
4300-4309
4310-4319
4320-4329
4330-4339
4340-4349
4350-4359
4360-4369
4370-4379
4380-4389
4390-4399
4400-4409
4410-4419
4420-4429
4430-4439
4440-4449
4450-4459
4460-4469
4470-4479
4480-4489
4490-4499
4500-4509
4510-4519
4520-4529
4530-4539
4540-4549
4550-4559
4560-4569
4570-4579
4580-4589
4590-4599
4600-4609
4610-4619
4620-4629
4630-4639
4640-4649
4650-4659
4660-4669
4670-4679
4680-4689
4690-4699
4700-4709
4710-4719
4720-4729
4730-4739
4740-4749
4750-4759
4760-4769
4770-4779
4780-4789
4790-4799
4800-4809
4810-4819
4820-4829
4830-4839
4840-4849
4850-4859
4860-4869
4870-4879
4880-4889
4890-4899
4900-4909
4910-4919
4920-4929
4930-4939
4940-4949
4950-4959
4960-4969
4970-4979
4980-4989
4990-4999
5000-5009
5010-5019
5020-5029
5030-5039
5040-5049
5050-5059
5060-5069
5070-5079
5080-5089
5090-5099
5100-5109
5110-5119
5120-5129
5130-5139
5140-5149
5150-5159
5160-5169
5170-5179
5180-5189
5190-5199
5200-5209
5210-5219
5220-5229
5230-5239
5240-5249
5250-5259
5260-5269
5270-5279
5280-5289
5290-5299
5300-5309
5310-5319
5320-5329
5330-5339
5340-5349
5350-5359
5360-5369
5370-5379
5380-5389
5390-5399
5400-5409
5410-5419
5420-5429
5430-5439
5440-5449
5450-5459
5460-5469
5470-5479
5480-5489
5490-5499
5500-5509
5510-5519
5520-5529
5530-5539
5540-5549
5550-5559
5560-5569
5570-5579
5580-5589
5590-5599
5600-5609
5610-5619
5620-5629
5630-5639
5640-5649
5650-5659
5660-5669
5670-5679
5680-5689
5690-5699
5700-5709
5710-5719
5720-5729
5730-5739
5740-5749
5750-5759
5760-5769
5770-5779
5780-5789
5790-5799
5800-5809
5810-5819
5820-5829
5830-5839
5840-5849
5850-5859
5860-5869
5870-5879
5880-5889
5890-5899
5900-5909
5910-5919
5920-5929
5930-5939
5940-5949
5950-5959
5960-5969
5970-5979
5980-5989
5990-5999
6000-6009
6010-6019
6020-6029
6030-6039
6040-6049
6050-6059
6060-6069
6070-6079
6080-6089
6090-6099
6100-6109
6110-6119
6120-6129
6130-6139
6140-6149
6150-6159
6160-6169
6170-6179
6180-6189
6190-6199
6200-6209
6210-6219
6220-6229
6230-6239
6240-6249
6250-6259
6260-6269
6270-6279
6280-6289
6290-6299
6300-6309
6310-6319
6320-6329
6330-6339
6340-6349
6350-6359
6360-6369
6370-6379
6380-6389
6390-6399
6400-6409
6410-6419
6420-6429
6430-6439
6440-6449
6450-6459
6460-6469
6470-6479
6480-6489
6490-6499
6500-6509
6510-6519
6520-6529
6530-6539
6540-6549
6550-6559
6560-6569
6570-6579
6580-6589
6590-6599
6600-6609
6610-6619
6620-6629
6630-6639
6640-6649
6650-6659
6660-6669
6670-6679
6680-6689
6690-6699
6700-6709
6710-6719
6720-6729
6730-6739
6740-6749
6750-6759
6760-6769
6770-6779
6780-6789
6790-6799
6800-6809
6810-6819
6820-6829
6830-6839
6840-6849
6850-6859
6860-6869
6870-6879
6880-6889
6890-6899
6900-6909
6910-6919
6920-6929
6930-6939
6940-6949
6950-6959
6960-6969
6970-6979
6980-6989
6990-6999
7000-7009
7010-7019
7020-7029
7030-7039
7040-7049
7050-7059
7060-7069
7070-7079
7080-7089
7090-7099
7100-7109
7110-7119
7120-7129
7130-7139
7140-7149
7150-7159
7160-7169
7170-7179
7180-7189
7190-7199
7200-7209
7210-7219
7220-7229
7230-7239
7240-7249
7250-7259
7260-7269
7270-7279
7280-7289
7290-7299
7300-7309
7310-7319
7320-7329
7330-7339
7340-7349
7350-7359
7360-7369
7370-7379
7380-7389
7390-7399
7400-7409
7410-7419
7420-7429
7430-7439
7440-7449
7450-7459
7460-7469
7470-7479
7480-7489
7490-7499
7500-7509
7510-7519
7520-7529
7530-7539
7540-7549
7550-7559
7560-7569
7570-7579
7580-7589
7590-7599
7600-7609
7610-7619
7620-7629
7630-7639
7640-7649
7650-7659
7660-7669
7670-7679
7680-7689
7690-7699
7700-7709
7710-7719
7720-7729
7730-7739
7740-7749
7750-7759
7760-7769
7770-7779
7780-7789
7790-7799
7800-7809
7810-7819
7820-7829
7830-7839
7840-7849
7850-7859
7860-7869
7870-7879
7880-7889
7890-7899
7900-7909
7910-7919
7920-7929
7930-7939
7940-7949
7950-7959
7960-7969
7970-7979
7980-7989
7990-7999
8000-8009
8010-8019
8020-8029
8030-8039
8040-8049
8050-8059
8060-8069
8070-8079
8080-8089
8090-8099
8100-8109
8110-8119
8120-8129
8130-8139
8140-8149
8150-8159
8160-8169
8170-8179
8180-8189
8190-8199
8200-8209
8210-8219
8220-8229
8230-8239
8240-8249
8250-8259
8260-8269
8270-8279
8280-8289
8290-8299
8300-8309
8310-8319
8320-8329
8330-8339
8340-8349
8350-8359
8360-8369
8370-8379
8380-8389
8390-8399
8400-8409
8410-8419
8420-8429
8430-8439
8440-8449
8450-8459
8460-8469
8470-8479
8480-8489
8490-8499
8500-8509
8510-8519
8520-8529
8530-8539
8540-8549
8550-8559
8560-8569
8570-8579
8580-8589
8590-8599
8600-8609
8610-8619
8620-8629
8630-8639
8640-8649
8650-8659
8660-8669
8670-8679
8680-8689
8690-8699
8700-8709
8710-8719
8720-8729
8730-8739
8740-8749
8750-8759
8760-8769
8770-8779
8780-8789
8790-8799
8800-8809
8810-8819
8820-8829
8830-8839
8840-8849
8850-8859
8860-8869
8870-8879
8880-8889
8890-8899
8900-8909
8910-8919
8920-8929
8930-8939
8940-8949
8950-8959
8960-8969
8970-8979
8980-8989
8990-8999
9000-9009
9010-9019
9020-9029
9030-9039
9040-9049
9050-9059
9060-9069
9070-9079
9080-9089
9090-9099
9100-9109
9110-9119
9120-9129
9130-9139
9140-9149
9150-9159
9160-9169
9170-9179
9180-9189
9190-9199
9200-9209
9210-9219
9220-9229
9230-9239
9240-9249
9250-9259
9260-9269
9270-9279
9280-9289
9290-9299
9300-9309
9310-9319
9320-9329
9330-9339
9340-9349
9350-9359
9360-9369
9370-9379
9380-9389
9390-9399
9400-9409
9410-9419
9420-9429
9430-9439
9440-9449
9450-9459
9460-9469
9470-9479
9480-9489
9490-9499
9500-9509
9510-9519
9520-9529
9530-9539
9540-9549
9550-9559
9560-9569
9570-9579
9580-9589
9590-9599
9600-9609
9610-9619
9620-9629
9630-9639
9640-9649
9650-9659
9660-9669
9670-9679
9680-9689
9690-9699
9700-9709
9710-9719
9720-9729
9730-9739
9740-9749
9750-9759
9760-9769
9770-9779
9780-9789
9790-9799
9800-9809
9810-9819
9820-9829
9830-9839
9840-9849
9850-9859
9860-9869
9870-9879
9880-9889
9890-9899
9900-9909
9910-9919
9920-9929
9930-9939
9940-9949
9950-9959
9960-9969
9970-9979
9980-9989
9990-9999
10000-10009
10010-10019
10020-10029
10030-10039
10040-10049
10050-10059
10060-10069
10070-10079
10080-10089
10090-10099
10100-10109
10110-10119
10120-10129
10130-10139
10140-10149
10150-10159
10160-10169
10170-10179
10180-10189
10190-10199
10200-10209
10210-10219
10220-10229
10230-10239
10240-10249
10250-10259
10260-10269
10270-10279
10280-10289
10290-10299
10300-10309
10310-10319
10320-10329
10330-10339
10340-10349
10350-10359
10360-10369
10370-10379
10380-10389
10390-10399
10400-10409
10410-10419
10420-10429
10430-10439
10440-10449
10450-10459
10460-10469
10470-10479
10480-10489
10490-10499
10500-10509
10510-10519
10520-10529
10530-10539
10540-10549
10550-10559
10560-10569
10570-10579
10580-10589
10590-10599
10600-10609
10610-10619
10620-10629
10630-10639
10640-10649
10650-10659
10660-10669
10670-10679
10680-10689
10690-106

REGULATION GAME: A regulation game consists of nine innings unless extended because of a tie score or shortened because (1) the home team needs none of its half of the ninth or only part of it; or (2) because the umpire-in-chief calls the game after five completed innings. A regulation game may be less than five innings if the home team is ahead after the first of the fifth, or takes the lead or ties the score while at bat in the fifth.

TIIE GAME: A regulation game that is called by the umpire-in-chief when both teams have the same number of runs is a tie game. Individual player performances are official and are entered in the records, but the game does not count in the League standings and may be re-scheduled at a later date.

SUSPENDED GAME RULE:

Rule 4.12 SUSPENDED GAMES

(a) A league shall adopt the following rules providing for completion at a future date of games terminated for any of the following reasons:

- (1) A curfew imposed by law;
- (2) A time limit permissible under league rules;
- (3) Light failure or malfunction of a mechanical field device under control of the home club.

(Mechanical field device shall include automatic tarpaulin or water removal equipment.);

(4) Darkness because of any law, the lights may not be turned on;

(5) Weather, if the game is called while an inning is in progress and before it is completed,

and one of the following situations prevails:

(i) The visiting team has scored one or more runs to tie the score, and the home team has not scored.

(ii) The visiting team has scored one or more runs to take the lead, and the home team has not tied the score or retaken the lead.

(b) Such games shall be known as suspended games. No game called because of a curfew, weather, or a time limit shall be a suspended game unless it has progressed far enough to have been a regulation game under the provisions of Rule 4.10. A game called under the provisions of 4.12(a)(3) or (4) shall be a suspended game at any time after it starts.

(c) By amending NOTE to read as follows:

NOTE: Weather and similar conditions—4.12(a) (1 through 5)—shall take precedence in determining whether a called game shall be a suspended game. A game can only be considered a suspended game if stopped for any of the five (5) reasons specified in Section (a). Any legal game called due to weather with the score tied (unless situation outlined in 4.12(a)(5)(i) prevails) is a tied game and must be replayed in its entirety.

(d) A suspended game shall be resumed and completed as follows:

(1) Immediately preceding the next scheduled single game between the two Clubs on the same grounds; or

(2) Immediately preceding the next scheduled double-header between the two Clubs on the same grounds, if no single game remains on the schedule, or

(3) If suspended on the last scheduled date between the two clubs in the city, transferred and played on the grounds of the opposing Club, if possible;

(i) Immediately preceding the next scheduled single game, or

(ii) Immediately preceding the next scheduled double-header, if no single game remains on the schedule.

(4) If a suspended game has not been resumed and completed on the last date scheduled for the two Clubs, it shall be a called game.

(e) A suspended game shall be resumed at the exact point of suspension of the original game. The completion of a suspended game is a continuation of the original game. The lineup and batting order of both teams shall be exactly the same as the lineup and batting order at

the moment of suspension, subject to the rules governing substitution. Any player may be replaced by a player who had not been in the game prior to the suspension. No player removed before the suspension may be returned to the lineup. A player who was not with the Club when the game was suspended may be used as a substitute, even if he has taken the place of a player no longer with the Club who would not have been eligible because he had been removed from the lineup before the game was suspended.

SALARY ARBITRATION: Beginning in 1987, three years of Major League Service required for eligibility. Beginning in 1987, maximum cut rules do not apply if in immediately preceding year player won arbitration increase of more than 50%. Three-man panels will be scheduled to hear cases instead of single arbitrators in 50 percent of the cases in 1998, 75 percent in 1999 and 100 percent in 2000 and 2001. Beginning in 1987, arbitrator is officially instructed to give particular attention for purposes of comparison to salaries of players with Major League Service no more than one annual service group higher than player who is arbitrating. Beginning in 1991, a player with at least 2 but less than 3 years of Major League Service shall be eligible for salary arbitration if: a) he has accumulated at least 86 days of service during the immediately preceding season or b) he ranks in the top 17 percent in total service in the class of players who have at least 2 but less than 3 years of ML service, however accumulated, but with at least 86 days of service accumulated during the immediately preceding season.

SAVE RULE: Credit a pitcher with a save when he meets all three of the following conditions:

- 1) He is the finishing pitcher in a game won by his Club;
- 2) He is not the winning pitcher; and
- 3) He qualified under one of the following conditions: he enters the game with a lead of no more than three runs and pitches for at least one inning; or he enters that game, regardless of the count, with the potential tying run either on base, at bat or no deck (that is, the potential tying run is either already on base or is one of the first two batsmen he faces); or he pitches effectively for at least three innings.

TRADING REGULATIONS: The trading deadline is July 31. Trades may be made with any other Major League Club in the period from the end of the championship season through July 31 (4:00 p.m. ET) without waivers. Waivers are required, however:

- 1) If the assignment is to another Major League Club: From August 1 and ending at 5 p.m. ET the day after the end of the season.
- 2) If assignment is to a Minor League Club, with right of recall, at any time after three years from the date the player first reported to a Major League Club during a championship season.
- 3) If assigned to a Minor League Club without right of recall, after acquiring three years of service: at any time during the year.
- 4) If assigned to a Minor League Club, without right of recall, at any time prior to acquiring three years of service, special waivers are required between September 1 and the opening of the following season. If player is claimed, request may be withdrawn, if no claims are made, Club has 7-day period in which to make assignment to minor leagues.

WAIVER PERIOD: Major League waivers must be secured for all Major League trades from August 1 until the day after the regular season concludes. NO WAIVERS are required to trade a Major League player at any other time.

REPLAY REVIEW REGULATIONS

(30) seconds after entering the field to notify an Umpire that he is invoking a challenge. In the case of a play that results in a third-out call and is subject to review at the discretion of the Crew Chief, the Crew Chief must either immediately initiate a Replay Review or signal for an Umpire conference to discuss the play while holding the defensive players on the field. If a Manager who is out of challenges desires to request that the Crew Chief review the play at his discretion, the Manager must immediately run on the field to make such a request.

4. If a Manager wishes to invoke a Manager Challenge with respect to a play or call that does not result in the third out of an inning, he may approach an Umpire on the field to do so, but is encouraged instead to indicate his desire to challenge the call verbally and/or by pointing to the headset technician from the top step of the dugout. It is always the Manager's responsibility to ensure that an Umpire (either verbally or with a reciprocal hand gesture) has acknowledged his request to initiate a Manager Challenge and to communicate the call being challenged with the required level of specificity (see Section II below).

5. In the case of a play that results in a Crew Chief review, a Manager who seeks to exercise a challenge with respect to another call from that play which is not otherwise part of the Crew Chief review must invoke his challenge before the Crew Chief makes communication contact with the Replay Official.

6. If the Crew Chief determines that a Club's invocation of a Manager's Challenge is untimely, the play shall not be reviewed, the Umpire's call shall stand, and the Club shall not be charged with a challenge. The Crew Chief shall have the final authority to determine whether a Manager's Challenge is timely. The judgment of the Crew Chief regarding the timeliness of a Manager's Challenge shall be final and binding on both Clubs, and shall not be reviewable by Replay Review or otherwise.

E. Inning-Break Mechanics

1. MLB will hire and assign to each MLB game a Field Timing Coordinator. The Field Timing Coordinator shall be responsible for working with on-field personnel and broadcasters to manage breaks throughout the game by operating the visible ballpark timers that will be used to time inning breaks and pitching changes. The umpires on the field shall remain solely responsible for managing the game, including managing all inning breaks consistent with past practices, provided that they shall coordinate with the Field Timing Coordinators to ensure that the broadcasters shall be afforded the applicable allotted time for inning breaks following close plays involving third outs (whether or not replay review is initiated). No broadcaster should break for commercial until the Field Timing Coordinator starts the ballpark timer to commence the inning break. The broadcasters shall be afforded the applicable allotted time for all inning breaks for that game. The Field Timing Coordinator shall start the ballpark timer to commence the inning break as soon as he determines that the third-out call is not subject to challenge, except in the case of a special inning-break activity or event approved by the Commissioner's Office (e.g., "God Bless America") in which case the inning-break will commence at the conclusion of the activity or event. On routine outs, and calls not subject to Replay Review (e.g., strikeouts), the Field Timing Coordinator start the ballpark timer to commence the inning break immediately upon the third-out call. With respect to close plays involving third outs:

a) Upon observing: (a) the Manager run onto the field; (b) the Crew Chief invoke Replay Review; or (c) the Crew Chief signal to convene a crew conference, the Field Timing Coordinator will delay the commencement of the inning break until the Manager or Crew Chief decides whether to invoke Replay Review.

b) If a Replay Review is initiated after a third-out call, the broadcasters may not break for commercials until the completion of the review (at the earliest). If the third-out call is reversed, play on the field will continue without a commercial break until the inning is completed. If the third-out call is upheld, the Field Timing Coordinator will notify the broadcasters, Umpires and on-field personnel that the normal inning break has commenced by starting the ballpark timer.

c) If broadcasters adhere to the requirements contained in these Regulations, but Replay Review is invoked during a commercial break, the Field Timing Coordinator will inform the broadcasters via his headset that Replay Review has been invoked, and also will inform the Crew Chief to delay announcing the results of Replay Review until after the normal inning break has elapsed. Under these circumstances, if the call on the field is upheld (meaning that the inning is over), normal inning break timings will not be kept; rather, players promptly shall change sides, the defense will engage in normal warm-up activities, and play will resume immediately upon the players and umpires being ready.

2. Broadcasters should cut to commercial upon the last out of the inning or during pitching changes only when the Field Timing Coordinator commences the break by starting the ballpark timer. For pitching change breaks, the Field Timing Coordinator will start the ballpark timer and commence the break when the relief pitcher steps onto the warning track or crosses the foul line after exiting the bullpen. If the Field Timing Coordinator starts the ballpark timer for an inning change prior to observing a pitching change, he shall restart the ballpark timer when the relief pitcher steps onto the warning track or crosses the foul line after exiting the bullpen.

F. Delay of Game.

1. On-field personnel may not intentionally delay the game in order to provide their Club with additional time to challenge a play. In this regard, access to video in the clubhouse shall not be used by a Manager to delay an appropriate challenge. Moreover, following a close or controversial play, all on-field personnel are expected to promptly take their positions for the next play, and obey the directives of the Umpires.

2. If an Umpire believes that a Manager, coach or player is intentionally delaying the start of the next play in order to provide his Club with additional time to invoke a challenge, the Umpire may require the Manager to immediately make a decision on the challenge, and issue a warning to the Manager. After issuing a warning, the Crew Chief shall have the discretion to rescind a Club's challenge if the Club again intentionally delays the commencement of play. The Commissioner may impose off-field sanctions on Clubs that violate this provision.

G. Challenge of a Reviewable Play by Both Managers.

1. Both Managers may challenge different reviewable calls within the same reviewable play. These challenges may be in the form of a Manager's Challenge or a request for a Crew Chief review, to the extent available.

2. The Replay Official shall review all challenges properly initiated, and shall review the challenged calls in the order in which the calls occurred during the game. If the decision of the Replay Official on an earlier reviewable call renders moot a later reviewable call, the Replay Official shall not review the subsequent call. If a call challenged by a Club is not reviewed by the Replay Official by operation of the foregoing rule, that Manager's Challenge shall be deemed rescinded and the Club shall not be charged with the challenge.

REPLAY REVIEW REGULATIONS

location where they will have access to headsets or other appropriate equipment to communicate with the Replay Official, the home public address announcer and the television broadcasters.

2. The Crew Chief shall communicate with the Replay Official (on a two-way line) regarding the calls subject to the Replay Review, and provide each other with any information as the Crew Chief or Replay Official may deem relevant to Replay Review. About the same time, the Umpire accompanying the Crew Chief also shall communicate with the home Club's public address announcer (on a two-way line) regarding the calls subject to Replay Review simply for the purpose of identifying, in general terms, the call(s) under review. (The television broadcasters of the game will be able to listen to the communication between this Umpire and the public address announcer on a one-way line.) After speaking with the public address announcer, the Umpire accompanying the Crew Chief will be placed in direct communication with the Replay Official and the Crew Chief.

3. The Replay Official will review the calls subject to the Replay Review in accordance with these Regulations, and inform the Crew Chief of his decision either to change the call on the field, confirm the call on the field or let stand the call on the field due to the lack of clear and convincing evidence to change it. If a call is changed by Replay Review, the Replay Official also shall inform the Crew Chief of any placement of runners or such other actions as may be necessary in the Replay Official's judgment to place both Clubs in the same position that they would have been in had the changed call been correct in the first instance.

4. Upon receipt of the decision by the Replay Official, the Crew Chief will, by signal or otherwise, announce the Replay Official's decision to the Clubs, including the placement of runners or such other actions. (Prior to this time, it shall be permissible for the pitcher to throw warm-up pitches and for position players to engage in other warm-up activities.) If the Crew Chief believes that the decision of the Replay Official warrants it, the Crew Chief or other Umpire involved in the Replay Review may personally inform one or both Managers of the decision before play on the field is resumed. After the Replay Official communicates his decision to the Crew Chief, the BAM technician (with the advice and assistance of the Replay Official, if requested) shall communicate the Replay Official's decision to the home Club's public address announcer (on a two-way line), and television broadcasters of the game will be able to listen to such communication on a one-way line.

5. If there is specific video that allows a Replay Official to definitively conclude that the call should be overturned or confirmed (as opposed to letting the call stand in the absence of video that provides clear and convincing evidence to overturn it), the definitive video used by the Replay Official in making his decision will be sent to the ballpark (to be accessible by the television broadcasters and scoreboard operator). Otherwise, no further video from the challenged play may be shown at the ballpark after the Replay Review decision has been announced.

6. The Crew Chief may communicate with the Replay Official at any time during a game for purposes of: (a) record-keeping (i.e., to review the ball-strike count to a batter, the number of outs in an inning, and the score of the game); (b) determining whether a player or players properly were substituted for during a game pursuant to Official Baseball Rules 5.10(a), (d)-(j) and/or 5.04(a)(2) (formerly Rules 3.03, 3.04, 3.05, 3.08, and/or 4.04); (c) determining, after appeal, whether a batter fails to bat in his proper turn, and another batter completes a time at bat in his place, in violation of Official Baseball Rule 6.03(b) (formerly Rule

6.07); or (d) confirming that an Umpire's decision on the field was consistent with the Official Baseball Rules under circumstances in which the misapplication of the rule(s) being checked could result in a protest of the game pursuant to Official Baseball Rule 7.04 (formerly Rule 4.19). If the Crew Chief approaches the headset technician without pointing in his direction to signal the start of Replay Review, the Official Scorer may presume that Replay Review is not being sought, and instead that the Umpire is seeking a record-keeping, illegal substitution, batting out of order or rules check as set forth above. Any communication with the Replay Official pursuant to this paragraph shall be in the sole discretion of the Crew Chief. A Manager may not direct, require or argue with the Crew Chief to communicate with the Replay Official for such purposes, and such conduct will subject the Manager to ejection from the game. Any communication regarding a video review of the facts underlying the Umpire's decision must be consistent with the limitations on challenges and reviewable calls consistent with these Regulations. Unless otherwise provided for by these Regulations, no Replay Review shall ever be permitted on judgment decisions by the Umpire.

K. Irrevocable and Final.

1. Once a Manager informs an Umpire that he wishes to exercise a Manager's Challenge, it may not be rescinded. A Manager should not point to the headset technician unless he is sure that he wants to initiate a challenge.

2. The decision of the Replay Official to either uphold or change one or more calls subject to Replay Review, and any decisions as to the placement of runners or other necessary actions to be taken, shall be final and binding on both Clubs and is not subject to further review or revision.

3. Once Replay Review is initiated, no unformed personnel from either Club shall be permitted to further argue the contested calls or the decision of the Replay Official. On-field personnel who violate this provision shall be ejected.

4. Official Baseball Rule 7.04 (formerly Rule 4.19) shall have no applicability to these Replay Regulations. No protest shall ever be permitted on judgment decisions by the Replay Official. Moreover, a violation of any rule or procedure set forth herein shall not constitute a basis for protesting a game.

5. In circumstances in which Replay Review is not available (e.g., the call is not reviewable, no Manager Challenge or Crew Chief review is available or, after the seventh inning, the Crew Chief has communicated that he has declined to initiate Replay Review), if a manager, coach, or player makes reference to having observed a video replay that purportedly contradicts the call under dispute, such person is subject to immediate ejection from the game.

III. Standard for Changing a Call

To change a reviewable call, the Replay Official must determine that there is clear and convincing evidence to change the original call that was made on the field of play. In other words, the original decision of the Umpire shall stand unchanged unless the evidence obtained by the Replay Official leads him to definitively conclude that the call on the field was incorrect.

IV. Correcting an Incorrect Call

Consistent with Official Baseball Rule 8.02(c) (formerly Rule 9.02(c)), if Replay Review results in a change to a call



that had been made on the field, the Replay Official, to the extent feasible, shall exercise his discretion to place both Clubs in the same position they would have been in had the call on the field been correct. This shall include placing runners where he thinks those runners would have been at the conclusion of the reviewed play if the reviewed call had been correctly made in the first instance, disregarding interference or obstruction that may have occurred on the play, failures of runners to tag up based upon the initial call on the field, runners passing other runners, missing bases, etc.

A. Placement of Runners.

1. Replay Official's Responsibility. All decisions regarding the placement of base runners resulting from a call that is overturned pursuant to these Regulations shall be made by the Replay Official in accordance with the standard set forth in the Official Baseball Rules.

2. Book Awards & Discretion. Unless directed otherwise by the Official Baseball Rules (for example, Official Baseball Rules 5.05(a)(5)-(9), 5.06(b)(3)(C) Comment, and 5.06(b)(4)(F) (formerly Rules 6.09(d)-(h), 7.04(c) Comment, and 7.05(f)), respectively), the Replay Official shall place the base runners on the bases he believes they would have reached had the reviewed call been made correctly. (For example, Official Baseball Rule 6.01(e) Comment (formerly Rule 3.16 Comment) states: "Batter and runners shall be placed where in the umpire's judgment they would have been had the interference not occurred." Rule 6.01(h)(1) (formerly Rule 7.06(a)) states: "[A]ll runners shall advance, without liability to be put out, to the bases they would have reached, in the umpire's judgment, if there had been no obstruction.") Any doubt regarding the placement of runners should be resolved in favor of the last base legally touched at the time of the challenged call. More than one base should not be awarded unless it is obvious to the Replay Official that a runner would have safely advanced beyond one base had the call been made correctly, or the Official Baseball Rules otherwise require such advancement.

3. Factors to Consider. The Replay Official should consider several factors when placing the runners, including: (a) the depth of fly balls; (b) the speed of runners; (c) the location of runners on the field when the play occurred; (d) the number of outs at the time of the play; and (e) whether the incorrect call affected the subsequent behavior or conduct of the offensive or defensive players.

4. Subsequent Calls and Outs. If the Replay Official determines that an incorrect call on the field had no effect on the subsequent behavior or conduct of the offensive or defensive players, the Replay Official shall change the incorrect call but let stand the on-field calls made on the runner(s) unaffected by the incorrect call. No runner may be declared out by the Replay Official if no play was attempted on, or call made regarding, that runner (e.g., umpire cannot assume that a fielder would have thrown a runner out).

5. Scoring. The Replay Official shall determine whether base runners would have scored had the call been made correctly, and award or nullify runs scored by a Club where appropriate.

6. Final and Binding. The decision of the Replay Official regarding the placement of runners, or runners being declared out, shall be final and binding on both Clubs. On-field personnel shall be ejected if they argue or otherwise challenge the placement of runners.

V. Reviewable Calls

The only calls eligible for Replay Review are set forth in this Section V. Calls not identified below may not be

reviewed at any time, but nothing contained herein shall limit the Umpires in their ability to convene the crew on the field to further discuss any play consistent with Official Baseball Rule 8.02 (formerly Rule 9.02). (Attached to these Regulations is a non-exhaustive list of calls that are not subject to video replay review).

If a Manager challenges a call that is not eligible for review, the Crew Chief will inform him that the call is not reviewable, and the Club shall not be charged with a challenge. To the extent the Crew Chief is unsure of whether a call challenged by a Manager is eligible for review, he may consult with the Replay Official prior to making the determination. If either the Club or Crew Chief invokes Replay Review of a call that the Replay Official determines is not subject to Replay Review, he will inform the Crew Chief that the play is not reviewable and the Club will not be charged with a challenge. To the extent that the Official Baseball Rules require the defensive Club to appeal a play eligible for replay review (e.g., a runner missing a base), Replay Review may not be initiated until the Umpires rule on the appeal.

A. Potential Home Run Calls. The Umpires' decision to call or not call a home run may be reviewed if there is a question as to whether the ball left the playing field or struck an object; whether the ball struck the top of a fence, hit a railing or otherwise stayed within the field of play; whether the ball was interfered with by a fan reaching over the fence; or whether the ball was fair or foul.

B. Non-Home Run Boundary Calls. Calls involving a decision regarding whether a live ball (1) bounces out of the field of play; (2) strikes the top of a fence or hits a railing or other obstacle in the ballpark; (3) is interfered with by a fan reaching over the fence; (4) is successfully caught by a fielder proximate to a stadium boundary (e.g., while falling into the stands); or (5) leaves the field of play and becomes a dead ball.

C. Specified Fair/Foul Ball Calls. Calls involving a decision regarding whether a batted ball was "A FOUL BALL," within the meaning of the Official Baseball Rule's Definition of Terms (formerly Rule 2.00) but only with respect to balls that first land at or beyond the set positions of the first or third base Umpire. (In the case of a three-man crew, the home plate Umpire has the discretion to determine where the first or third base Umpire would have been set for the purpose of determining whether a fair/foul ball call is reviewable.) Line drives fielded by a defensive player in the infield and balls that first land in front of the set positions of the first or third base Umpire shall not be subject to review. The Umpire shall determine whether a purported foul ball landed in front of his position and thus is not subject to review. Such a determination by the Umpire is not reviewable.

D. Force/Tag Play Calls. Calls involving a defensive player's attempt to put out a runner or batter-runner by tagging the runner or batter-runner or touching a base, and/or whether or not the runner acquired the base. When reviewing such calls, the Replay Official shall determine that a fielder has caught the ball, consistent with the Official Baseball Rule's Definition of Terms (formerly Rule 2.00), at the point in time that the ball touches the fielder's hand or glove (so long as the fielder maintains possession of the ball from the point of contact and thereafter). Notwithstanding the foregoing, the following calls will not be subject to review:

1. The Umpire's judgment that a runner is clearly out on a force play at second base under circumstances in which the defensive player may or may not have touched second base in his attempt to complete a double play and avoid a collision with the runner. All other elements of the call shall be subject to review, including



whether the fielder caught the ball, had control of the ball, was drawn off the bag, or tagged the runner. In this regard, a determination as to whether the fielder made a catch before dropping the ball while in the act of making a throw following the catch shall be reviewable.

2. The Umpire's judgment on whether a base runner rounded first base in an attempt to advance to second base.

3. The Umpire's judgment on whether a base runner abandoned his effort to advance in accordance with Official Baseball Rule 5.09(b)(2) (formerly Rule 7.08(a)(2)).

E. Catch Plays In The Outfield.

An Umpire's decision whether a fielder caught a fly ball or line drive in flight in the outfield before it hit the ground (or an object other than the fielder.) See Official Baseball Rule Definition of Terms (formerly Rule 2.00) of "A CATCH"; and "IN FLIGHT".) Fly balls or line drives fielded by a defensive player in the infield shall not be eligible for review. Any outfielder who stations himself in the infield on the play shall be considered an infielder for the purpose of this Regulation. A fly ball (but not a line drive) touched by an infielder (other than the pitcher or catcher) in an area behind the original positioning of the nearest infielder (other than the pitcher or catcher) shall be considered a fly ball or line drive in the outfield subject to review. The Umpire shall determine whether a call is reviewable under this provision. Such a determination by the Umpire is not reviewable.

F. Base Running.

The following base running calls are reviewable:

1. Calls involving whether a base runner passes a preceding runner before such runner is out in violation of Rule 5.09(b)(9) (formerly Rule 7.08(h));

2. Determinations of whether a base runner scored ahead of a third out (see Rule 5.08(a) (formerly Rule 4.09(a))); and

3. Upon an appropriate appeal by the defensive Club, whether a base runner touched a base (see Rule 5.09(c)(2) and Comment (formerly Rule 7.10(b) and Comment)). [NOTE: In circumstances in which the Replay Official is reviewing whether a runner re-touched a base, the Replay Official also shall review whether the runner's re-touching of the base was necessary.]

Notwithstanding anything to the contrary in this Section F or elsewhere in these Regulations, in accordance with Official Baseball Rule 8.02(c) (formerly Rule 9.02(c)), when reviewing a play at home plate, if the Replay Official determines both that the runner did not touch home plate and that the fielder did not tag the runner (or, in the case of a force play, did not touch home plate), the Replay Official shall rule the runner "safe" at home plate unless the defensive Manager appeals the failure of the runner to touch home plate prior to the Crew Chief making contact with the Replay Official.

Example. A runner attempts to score on a play at the plate. The catcher misses the tag on the runner, and the runner fails to touch home plate, but the umpire calls a tag and the runner "out." The offensive manager challenges the call, and the Replay Official determines that the catcher missed the tag. The Replay Official shall disregard the failure of the runner to touch home plate, declare the runner "safe" and score the run.

G. Hit By Pitch.

Those plays for which there is a possibility that a pitched ball touches a batter, or his clothing. See, e.g., Rules 5.06(c) and 5.05(b)(2) (formerly Rules 5.09(a) and 6.08(b), respectively). Any doubt as to whether a pitched ball hit the bat (as opposed to the batter or his clothing) should be resolved by the Home Plate Umpire at that moment as hitting the bat and not the batter, and the Umpire should declare a fair or foul ball under the circumstances. Notwithstanding the foregoing, whether the ball was in the strike zone when it touched the batter, and whether the batter made any attempt to avoid being touched by the ball, shall not be reviewable. See Rule 5.05(b)(2) (formerly Rule 6.08(b)).

Example 1. A pitch strikes the batter, but the Umpire erroneously rules that the pitch struck the bat instead and rules "foul ball." The Manager on offense appropriately invokes replay and the Replay Official reverses the call. The Crew Chief shall declare the ball dead at the moment it struck the batter and rule accordingly.

Example 2. A pitch strikes the bat, but the Umpire erroneously rules "hit batter - dead ball." The Manager on defense appropriately invokes replay and the Replay Official reverses the call. If the ball lands foul, the Replay Official shall call the ball "foul." If the ball lands fair, the Replay Official may take into consideration whether the defensive team attempts to retire the batter-runner, whether the batter-runner attempts to take a base, the batter-runner's attempt to deceive the defensive team and the Umpires on the field, and other relevant factors, in placing the batter-runner, calling him out (consistent with Section IV.A.4 above), or calling the ball "foul" (if a "foul ball" ruling would result in a third strike, the pitch would be replayed).

H. Collisions At Home Plate.

An Umpire's decision to call or not call a violation of Official Baseball Rule 6.01(i) (formerly Rule 7.13).

Example 1. A runner collides with a catcher and touches home plate on a close play at home plate, but the home plate Umpire calls the runner out for having violated Official Baseball Rule 6.01(i). The Crew Chief exercises his discretion to initiate a Replay Review. If the Replay Official overturns the call that Rule 6.01(i) was violated, then he also shall determine whether the runner was tagged out before touching home plate.

Example 2. A runner collides with a catcher and is called safe at home plate. The Manager on defense requests that the Crew Chief initiate Replay Review in order to determine whether the runner should have been ruled out for violating Official Baseball Rule 6.01(i), and the Crew Chief declines to do so. The Manager on defense shall be permitted to exercise an available challenge regarding the call as to whether the runner was tagged out before touching home plate.

NOTE: Whenever Replay Review of a call involving the application of Official Baseball Rule 6.01(i) is initiated, the Replay Official also shall review any other reviewable call on the runner at home plate on that play (e.g., whether the runner was tagged out at home plate even if Rule 6.01(i) was not violated).

I. Tag-Ups.

An Umpire's decision whether a runner failed to retouch his base after a fair or foul ball is legally caught before he, or his base, is tagged by a fielder. See Official Baseball Rule 5.09(b)(5) (formerly Rule 7.08(d)).

Regulations are as of February 25, 2016 and are subject to change by Major League Baseball.





NATIONAL BASEBALL HALL OF FAME AND MUSEUM

25 Main Street, Cooperstown, New York 13326

Phone: (607) 547-7200 Fax: (607) 547-2044

Public Relations: (607) 547-0215

e-mail address: info@baseballhall.org

Website: baseballhall.org

Summer Hours: Memorial Day Weekend - Labor Day Weekend: 9 a.m. to 9 p.m.

Regular Hours: 9 a.m. to 5 p.m.

Holiday Closings: Thanksgiving Day, Christmas Day, and New Year's Day.

DIRECTORY: Jane Forbes Clark (Chairman), Joe Morgan (Vice Chairman), Jeff Idelson (President), Jeff Jones (Senior Vice President of Finance and Administration), Sean Gahagan (Vice President, Retail Merchandising & Licensing), Erik Strohl (Vice President, Exhibitions and Collections), Ken Meffert (Vice President, Sponsorship & Development)

RESEARCH AND LIBRARY CONTACTS: Jim Gates (Librarian)

PR CONTACTS: Jon Shestakofsky (Vice President, Communications & Education) and Craig Muder (Communications Director)

HALL OF FAME WEEKEND 2017: July 28-31

Inductees: Jeff Bagwell, Tim Lincecum, Ivan Rodríguez, John Schuerholz, Bud Selig

Awards: Saturday, July 29, 4:30 p.m. ET, Doubleday Field

Induction: Sunday, July 30, 1:30 p.m. ET, Clark Sports Center

HALL OF FAME CLASSIC 2017: May 26-28

Legends Game and Special Events

Game: Saturday, May 28, Doubleday Field;

For more information, visit baseballhall.org

MARLINS IN THE HALL OF FAME

2017 electees Tim Lincecum (2002) and Ivan Rodríguez (2003) both played with the Marlins, with Rodríguez leading the team to the World Series title; 2016 Hall of Fame electee Mike Piazza played with the Marlins in 1998; while 2010 Inductee Andre Dawson spent the last two years of his career with the team before moving into the front office. The other Hall of Famer with ties to the organization is Tony Perez, who spent the 2001 season as manager. For more information, visit the Hall of Famer team pages at www.baseballhall.org.

NOTABLE MARLINS ARTIFACTS IN COOPERSTOWN

- Spikes from Henderson Alvarez and Giancarlo Stanton from Sept. 29, 2013, when Stanton's run in the bottom of the ninth inning clinched Alvarez's no-hitter against the Detroit Tigers.
- The spikes worn by Juan Pierre on May 2, 2013, when he recorded his 600th stolen base.
- Batting helmet worn by Giancarlo Stanton from the Franchise's last game as the "Florida" Marlins on Sept. 28, 2011.
- Bats from the final month of the 2008 season from Jorge Cantu, Mike Jacobs, Hanley Ramirez and Dan Uggla, who became the first infield in history to feature four members with 25-or-more home runs each.
- Game ball from Anibal Sanchez's no-hitter on Sept. 6, 2006.
- Jersey worn by series MVP Josh Beckett in Game Six, when he hurled a five-hit complete game shutout.
- Cap worn by manager Jack McKeon during Game Six of the 2003 World Series, when he became the oldest manager to win a Fall Classic.
- Bat used by Ivan "Pudge" Rodríguez during the 2003 World Series.
- Bat used by Alex Gonzalez to hit the game-winning home run in Game Four of the 2003 World Series.
- Bat and batting gloves used by Luis Castillo in the final game of 35-game hitting streak in 2002.
- Jersey worn by 1997 World Series MVP Livan Hernandez.
- Spikes worn by Craig Counsell in Game Seven of 1997 World Series to score series-winning run in 11th inning.



Jersey worn by Ichiro Suzuki of the Marlins when he recorded his 3,000 big league hit on Aug. 7, 2016.

A LOOK AHEAD TO 2018

Ballots for the 2018 Hall of Fame/BBWAA election will be distributed following the 2017 season with results from the voting scheduled to be announced in January 2018. A partial list of first-year candidates for election includes: Andruw Jones, Chipper Jones, Jim Thome and Omar Vizquel. Historical information on past BBWAA elections and the election process can be accessed at www.baseballhall.org or by contacting the Hall of Fame Communications department.

CONNECT TO COOPERSTOWN

- For up-to-the-minute news from Cooperstown, visit at www.baseballhall.org. Stay up-to-date on all the activity at the Hall of Fame's official site and through social networking on Facebook, Instagram, Twitter and YouTube.
- If you would like to receive interesting stories and timely news items direct from the Hall of Fame and get the inside track on the latest happenings in Cooperstown, sign up for *Inside Pitch*. There's no cost to receive our weekly electronic newsletter in your e-mail box at home or work and it's easy to enroll: Just log on to www.baseballhall.org/support.
- If you have an interest in receiving *Around The Horn*, the Hall's monthly media newsletter, please send an e-mail to info@baseballhall.org. Be sure to include your name, name of organization and e-mail address. Or visit www.baseballhall.org/media-info.

RESEARCH ASSISTANCE

The Hall of Fame is pleased to provide assistance in baseball research and members of the media are encouraged to utilize this valuable baseball resource whenever necessary by calling the Public Relations department at (607) 547-0215, or the Library Reference desk at (607) 547-0330.

FROM THE...
 ABOUT THE...
 CONTACT...
 2017 MEDIA GUIDE...
 GENERAL INFORMATION



2017 PROMOTIONAL SCHEDULE

DATE	OPP.	TIME	GIVEAWAY/PROMOTION (all promotions subject to change)	QUANTITY
Aug. 25	Padres	7:10 PM	Burger & Beer Friday JT Realmuto Bobblehead Dominican Heritage Night	1 st 7,500 Fans
Aug. 26	Padres	7:10 PM	Beerfest Billy's Bunch Clinic	
Aug. 27	Padres	1:10 PM	Aquafina Family 4-Pack Yoga on the Diamond	
Aug. 31	Phillies	7:10 PM	Wellmax Senior Thursdays	Fans 65 & older
Sep. 1	Phillies	7:10 PM	Burger & Beer Friday Free T-shirt Friday Go Gold for Childhood Cancer	1 st 7,000 Fans
Sep. 2	Phillies	7:10 PM	All You Can Eat Saturdays Labor Day Weekend Fireworks (postgame fireworks display)	
Sep. 3	Phillies	1:10 PM	Aquafina Family 4-Pack Bark at the Park Jewish Heritage Day	
Sep. 4	Nationals	7:10 PM	Labor Day Fortune Teller Baseball Flash Offer Monday Salute & Serve	1 st 10,000 Fans
Sep. 5	Nationals	7:10 PM	Half-Priced Tuesday	
Sep. 6	Nationals	7:10 PM	Roberto Clemente Day Marlins Foundation Charity Partner Night	
Sep. 15	Brewers	7:10 PM	Burger & Beer Friday Marlins Foundation Charity Partner Night	
Sep. 16	Brewers	7:10 PM	All You Can Eat Saturdays Beerfest Marlins Floral Cap SAFE Aviation Day	1 st 7,500 Fans
Sep. 17	Brewers	1:10 PM	Aquafina Family 4-Pack Christian Yelich Bobblehead Youth Baseball Nicaraguan Heritage Day Halfway to St. Patrick's Day Marlins 5K	1 st 7,500 Fans
Sep. 18	Mets	7:10 PM	Salute & Serve Flash offer Monday	
Sep. 19	Mets	7:10 PM	Half-Priced Tuesday	
Sep. 28	Braves	7:10 PM	Wellmax Senior Thursdays	Fans 65 & older
Sep. 29	Braves	7:10 PM	Burger & Beer Friday	
Sep. 30	Braves	7:10 PM	All You Can Eat Saturdays Star Wars Night Closing Weekend Fireworks (postgame fireworks display)	
Oct. 1	Braves	3:10 PM	Closing Day 2018 Calendar Aquafina Family 4-Pack Youth Baseball Mexican Heritage Day Marlins Foundation Silent Auction	1 st 20,000 Fans

#ROSHI OFFICE
 #FIFA 2017
 #JORDAN
 #MIA MI REVIEW
 #COMPHOTO
 #MOTESTADOR MIA
 #MIAFCOLLECTORMIA
 #2017 OPPORTUNITY
 #GENERAL INFORMATION



SPRING TRAINING INFORMATION



Roger Dean Stadium

4751 Main Street
Jupiter, FL 33458
(561)775-1818

The Miami Marlins enter their 15th Spring Training at Jupiter's Roger Dean Stadium, approximately one and a half hours north of the Club's regular season home of Marlins Park. The complex is located on approximately 110 acres within the Abacoa Community. Abacoa is located on Donald Ross Road, approximately 1/4 mile east of Interstate 95. The Marlins share the Palm Beach County facility with the St. Louis Cardinals, one of only two multiple-team Spring Training sites in the Grapefruit League. The 2017 season will see the addition of The Ballpark of the Palm Beaches, the new Spring Training home of the Houston Astros and Washington Nationals.

Roger Dean Stadium was named the Professional Baseball Field of the Year by the Sports Turf Managers Association in 2011.

In 2003, Baseball America recognized Roger Dean Stadium as baseball's fifth-best spring training facility.

The Marlins begin their 25th Spring Training on Saturday, February 25, when they open their Grapefruit League slate as host to the St. Louis Cardinals, the first of seven games between the cohabitants. Miami will play 18 games at the Dean, including 7:05 p.m. contests against the Washington Nationals on March 24 and Detroit Tigers on March 31. The Marlins spent their inaugural Spring Training at the Cocoa Expo Center in Cocoa Beach and played nine years (1994-2002) at Space Coast Stadium in Viera (Melbourne).

The \$28 million state-of-the-art complex opened on February 28, 1998 and accommodates 6,839 fans with luxury suite seats, reserved box seats, bleachers and bullpen seating area in right field. The facility has undergone a series of upgrades in recent seasons, beginning with a new high-definition video board in 2012, reconfigured seats and new sound system in 2015, the addition of the Bullpen Club in 2016 and shade panels installed prior to the 2017 Spring season. Fans will have the opportunity to sit in the Bullpen Club, a 135-seat area that includes table-top seating for a community feel next to the visitor's bullpen. The six air-conditioned luxury suites provide 320 square feet of interior entertainment, including a wet bar, refrigerator, sink, ice maker, color television with DVD, sofa, bar stools and additional seats. Each suite has seating for 12 (outdoors) and is available with a private entrance and elevator access.

Following Spring Training, the complex is the home of the Single-A Jupiter Hammerheads (Miami affiliate) and the Palm Beach Cardinals (St. Louis affiliate) of the Florida State League.

Offices for the Marlins Communications Department and the media workroom are located in the Marlins executive offices, beyond the left field wall at Roger Dean Stadium. The Press Dining area is located in the main press box area. Admission to all Marlins Spring Training games requires either a Major League Baseball Spring Training credential, a BBWAA card, or a Marlins season or daily Spring Training credential.

PREGAME TIMING

1:05 P.M. GAME

11:10-12:10	Visiting Batting Practice
12:10-12:20	Marlins Infield
12:20-12:30	Visiting Infield
12:30-1:00	Grounds Crew

7:05 P.M. GAME

5:10-6:10	Visiting Batting Practice
6:10-6:20	Marlins Infield
6:20-6:30	Visiting Infield
6:30-7:00	Grounds Crew

ROGER DEAN STADIUM OPERATIONS

FRONT OFFICE

General Manager, Roger Dean Stadium	Mike Bauer
Assistant General Manager	Alex Inman
Executive Assistant	Lynn Besaw
Director of Accounting/Administration	Pam Sartory
Stadium Assistant	Dianne Detling

SALES AND MARKETING

Director of Corporate Sales/Marketing	Katherine Deal
Community Relations/Promotions Manager	Marissa Korh
Group Sales Manager	Amanda Seimer
Marketing/Promotions Coordinator	Sarah Campbell
Account Executives	Landon Summers, Kaitlyn Kilcoyne
Ticket Office Manager	Dustin Davis

STADIUM OPERATIONS

Director of Grounds/Facilities	Jordan Treadway
Head Groundskeeper	Drew Wolcott
Building Manager	Walter Herrera
Event Services Coordinator	Kyle Schafer

MERCHANDISE

Merchandise Manager	Chelsea Galbraith
---------------------	-------------------

FOOD SERVICE

General Manager/SPORTSERVICE	Geoff Zimmer
Assistant Manager/SPORTSERVICE	Dan Benozich



2017 SPRING TRAINING SCHEDULE

DAY	DATE	OPPONENT	SITE	TIME	TV/RADIO
Saturday	2/25	ST. LOUIS	JUPITER	1:05 p.m.	WAQI, FSFL
Sunday	2/26	St. Louis	at Jupiter	1:05 p.m.	WINZ, WAQI, FSFL
Monday	2/27	Minnesota	at Fort Myers	1:05 p.m.	
Tuesday	2/28	NEW YORK METS	JUPITER	1:05 p.m.	WINZ
Wednesday	3/1	Houston	at West Palm Beach	1:05 p.m.	MLB.com
Thursday	3/2	New York Mets	at Port St. Lucie	1:10 p.m.	
Friday	3/3	WASHINGTON	JUPITER	1:05 p.m.	WINZ
Saturday	3/4	Atlanta	at Orlando	1:05 p.m.	WAQI
Sunday	3/5	HOUSTON	JUPITER	1:05 p.m.	WINZ, WAQI
Monday	3/6	NEW YORK METS	JUPITER	1:05 p.m.	WINZ
Tuesday	3/7	St. Louis	at Jupiter	1:05 p.m.	WINZ, FSFL
Wednesday	3/8	OFF DAY			
Thursday	3/9	Washington	at West Palm Beach	1:05 p.m.	MLB.com
Friday	3/10	MINNESOTA	JUPITER	1:05 p.m.	MLB.com
Saturday	3/11	Houston	at West Palm Beach	1:05 p.m.	WAQI, MLB.com
Sunday	3/12	ST. LOUIS	JUPITER	1:05 p.m.	WAQI, MLB.com, FSFL
Monday	3/13	New York Mets	at Port St. Lucie	1:10 p.m.	
Tuesday	3/14	DETROIT	JUPITER	1:05 p.m.	WINZ
Wednesday	3/15	NEW YORK METS	JUPITER	1:05 p.m.	WINZ
Thursday	3/16	OFF DAY			
Friday	3/17	WASHINGTON	JUPITER	1:05 p.m.	MLB.com
Saturday	3/18	Detroit	at Lakeland	1:05 p.m.	WAQI
Sunday	3/19	WASHINGTON (SS)	JUPITER	1:05 p.m.	WAQI, MLB.com
		New York Mets (SS)	at Port St. Lucie	1:10 p.m.	
		Atlanta	at Orlando	1:05 p.m.	
Monday	3/20	Atlanta	at Jupiter	1:05 p.m.	WINZ
Tuesday	3/21	HOUSTON	JUPITER	7:05 p.m.	MLB.com
Wednesday	3/22	New York Mets	at Port St. Lucie	1:10 p.m.	WINZ
Thursday	3/23	St. Louis	at Jupiter	1:05 p.m.	WINZ
Friday	3/24	WASHINGTON	JUPITER	7:05 p.m.	MLB.com
Saturday	3/25	ST. LOUIS	JUPITER	1:05 p.m.	WINZ, WAQI, FSFL
Sunday	3/26	St. Louis	at Jupiter	1:05 p.m.	WAQI, MLB.com, FSFL
Monday	3/27	NEW YORK METS	JUPITER	1:05 p.m.	WINZ
Tuesday	3/28	HOUSTON (SS)	JUPITER	1:05 p.m.	WINZ
		Washington (SS)	at West Palm Beach	6:35 p.m.	WINZ, FSFL
Wednesday	3/29	Houston	at West Palm Beach	1:05 p.m.	MLB.com
Thursday	3/30	OFF DAY			
Friday	3/31	DETROIT	JUPITER	7:05 p.m.	WINZ
Saturday	4/1	DETROIT	JUPITER	12:05 p.m.	WINZ

HOME GAMES IN BOLD

WINZ - 940 AM WAQI - 710 AM (Spanish)

(SS) - Split Squad

FSFL - FOX Sports Florida

All times are ET and subject to change.

MLB.com - Web only

2016 SPRING TRAINING RESULTS

DATE	OPPONENT	RESULT	RECORD	WINNER	LOSER	SAVE	ATTENDANCE
3/1	University of Miami +	W, 5-1	---	McGough	Pimentel	---	2,023
3/2				NO	GAME		
3/3	St. Louis	L, 3-4	0-1	Hefner	Narveson (0-1)	Kiekhefer	5,528
3/4	WASHINGTON (SS)	W, 5-4	1-1	Reyes (1-0)	Espino	---	3,234
	New York Mets (SS)	T, 4-4 (9)	1-1-1	---	---	---	7,003
3/5	ST. LOUIS	L, 2-3	1-2-1	Nielsen	Lazo (0-1)	Socolovich	5,827
3/6	Detroit	L, 2-9	1-3-1	Boyd	Axelrod (0-1)	---	7,836
3/7	Washington	L, 4-7	1-4-1	Suero	Jackson (0-1)	Papelbon	4,065
3/8	NEW YORK YANKEES	W, 1-0	2-4-1	Dunn (1-0)	Rumbelov	McGowan (1)	7,206
3/9	St. Louis	W, 5-3	3-4-1	Conley (1-0)	Gonzales	Garcia (1)	6,159
3/10	ATLANTA	L, 2-5	3-5-1	Norris	Nicolino (0-1)	Haimberg	3,242
3/11	Minnesota	W, 6-5	4-5-1	Axelrod (1-1)	Rosario	Nappo (1)	7,753
3/12	Boston	W, 11-8	5-5-1	Narveson (1-1)	Owens	Wittgren (1)	9,915
3/13	NEW YORK METS	L, 0-11	5-6-1	Harvey	Koehler (0-1)	---	7,168
3/14				OFF	DAY		
3/15	NEW YORK METS	L, 6-8	5-7-1	Familia	Barraclough (0-1)	Verrett	4,817
3/16	WASHINGTON	L, 2-4	5-8-1	Trelten	Chen (0-1)	Davis	3,763
3/17	NEW YORK METS	L, 5-6	5-9-1	deGrom	Fernandez (0-1)	Gilmartin	4,711
3/18	Atlanta	L, 5-6	5-10-1	Krol	Rienzo (0-1)	---	5,751
3/19	DETROIT	---	---	Suspended - Rain	---	---	---
3/20	St. Louis	W, 5-2	6-10-1	Ureña (1-0)	Siegrist	Ogando (1)	7,163
3/21	New York Mets	W, 2-1	7-10-1	Ellington (1-0)	Reed	Rienzo (1)	7,302
3/22	BOSTON	W, 3-0	8-10-1	Fernandez (1-1)	Wright	Ramos (1)	7,489
3/23	St. Louis	L, 1-4	8-11-1	Rosenthal	McGowan (0-1)	Broxton	7,473
3/24	MINNESOTA	L, 4-8	8-12-1	Abad	Hand (0-1)	---	4,217
3/25	WASHINGTON	---	---	Cancelled - Rain	---	---	---
3/26	Houston	---	---	Cancelled - Rain	---	---	---
3/27	ST. LOUIS	W, 4-2	9-12-1	Ureña (2-0)	Tuivailata	Ogando (2)	5,976
3/28	Washington	---	---	Cancelled - Rain	---	---	---
3/29	New York Mets	W, 1-0	10-12-1	Narveson (2-1)	Gilmartin	Ege (1)	5,924
3/30	ST. LOUIS	L, 0-3	10-13-1	Wacha	Ramos (0-1)	Rosenthal	4,563
3/31				WORKOUT	DAY		
4/1	NEW YORK YANKEES	L, 2-3	10-14-1	Cessa	Ramos (0-2)	Goody	12,819
4/2	NEW YORK YANKEES	W, 2-1	11-14-1	Narveson (3-1)	Severino	Adames (1)	13,499

*Exhibition Game



2016 SPRING TRAINING STATISTICS

PLAYER	AVG	SLG	OBP	G	AB	R	H	2B	3B	HR	RBI	BB	SO	SB	CS
Anderson	.000	.000	.000	1	1	0	0	0	0	0	0	0	0	0	0
Andino	.345	.379	.424	22	29	7	10	1	0	0	0	4	9	1	0
Apet	—	—	—	1	0	0	0	0	0	0	0	0	0	0	0
Arcia	.300	.300	.300	8	10	1	3	0	0	0	2	0	1	0	0
Barber	.000	.000	.000	1	1	0	0	0	0	0	0	0	0	0	0
Dan Black	.000	.000	.000	7	10	0	0	0	0	0	2	0	3	0	0
Dann, Black	1.000	3.000	1.000	1	1	1	1	0	1	0	0	0	0	0	0
Blanton	—	—	—	1	1	0	0	0	0	0	0	0	0	0	0
Bohn	.250	.250	.250	1	4	1	1	0	0	0	0	0	1	0	0
Bour	.182	.205	.234	17	44	1	8	1	0	0	5	3	12	0	0
Davis	.500	1.000	.500	1	2	0	1	1	0	0	0	0	1	0	0
Dietrich	.088	.176	.238	17	34	3	3	1	1	0	3	5	13	1	0
Flynn	.000	.000	.000	1	1	0	0	0	0	0	0	0	1	0	0
Galloway	.381	.619	.381	13	21	4	8	2	0	1	3	0	7	1	0
Gillespie	.382	.382	.447	20	34	4	13	0	0	0	2	4	3	1	0
Gordon	.281	.386	.328	19	57	7	16	0	3	0	3	4	11	2	1
Haynal	.000	.000	.000	1	1	0	0	0	0	0	0	0	0	1	0
Hechavarria	.383	.447	.396	19	47	3	18	3	0	0	2	1	5	0	0
Hoo	.000	.000	.000	1	1	0	0	0	0	0	0	0	1	0	0
Hood	.278	.556	.278	13	18	6	5	2	0	1	4	0	4	0	0
Johnson	.226	.290	.286	16	31	1	7	2	0	0	4	3	3	0	0
Juengel	.000	.000	.000	1	1	0	0	0	0	0	0	0	0	0	0
Kelly	.280	.280	.357	19	25	1	7	0	0	0	2	3	3	0	0
Lopez	.000	.000	.000	1	1	0	0	0	0	0	0	0	0	0	0
Lutz	.500	.500	.500	1	2	0	1	0	0	0	0	0	0	0	0
Mathis	.250	.300	.318	10	20	1	5	1	0	0	1	2	4	0	1
Maxwell	.227	.545	.320	15	22	5	5	1	0	2	5	1	8	0	0
Medica	.167	.250	.231	6	12	2	2	1	0	0	0	0	1	0	0
Mooney	.000	.000	.000	1	2	0	0	0	0	0	0	0	1	0	0
Nieto	.077	.077	.200	11	13	2	1	0	0	0	0	2	6	0	0
Nola	.321	.464	.367	24	28	1	9	2	1	0	2	1	4	1	0
Ohman	.000	.000	.000	2	1	0	0	0	0	0	0	0	0	0	0
Ozuna	.304	.565	.377	18	46	6	14	0	0	1	2	5	6	4	0
Perez	.300	.300	.364	10	10	1	3	0	0	0	1	1	3	0	1
Prado	.224	.265	.269	19	49	3	11	2	0	0	2	3	7	0	0
Realmuta	.311	.356	.333	17	45	3	14	2	0	0	6	2	11	0	0
Riddle	.167	.167	.231	9	12	2	2	0	0	0	0	1	3	0	0
Rodriguez	.000	.000	.000	1	3	0	0	0	0	0	0	0	0	0	0
Rojas	.343	.343	.361	19	35	4	12	0	0	0	2	1	4	0	0
Scruggs	.067	.167	.125	21	30	4	2	0	0	1	3	2	6	0	1
Shoemaker	.500	.500	.571	7	12	1	6	0	0	0	0	0	2	0	1
Sierra	—	—	1.000	1	0	0	0	0	0	0	0	0	0	0	0
Stanton	.267	.533	.400	14	30	4	8	2	0	2	6	8	9	0	1
Suzuki	.184	.211	.262	17	38	2	7	1	0	0	2	1	3	10	0
Telis	.200	.300	.182	7	10	2	2	1	0	0	2	0	1	1	0
Wilson	.375	.375	.545	9	8	3	3	0	0	0	1	3	4	1	0
Woods	1.000	1.000	1.000	0	1	1	0	1	0	0	0	5	0	0	0
Yelich	.173	.231	.218	18	52	1	9	3	0	0	5	3	8	0	0
TEAM	.255	.341	.312	26	867	87	221	34	7	9	74	68	180	9	6
OPPONENTS	.230	.366	.317	26	860	111	198	38	8	21	102	98	187	14	7

PITCHER	W-L	ERA	G	GS	SV	IP	H	R	ER	HR	HB	BB	SO	WP
Adames	0-0	0.00	1	0	1	2.0	2	0	0	0	0	0	0	0
Adkins	0-0	0.00	2	0	0	2.2	0	0	0	0	0	1	1	0
Axelrod	1-1	12.00	7	1	0	3.0	2	4	4	0	0	5	3	0
Barracough	0-1	4.26	7	0	0	6.1	4	3	3	0	0	8	6	3
Berry	0-0	4.15	3	0	0	4.1	6	2	2	0	0	3	1	0
Breslow	0-0	2.45	7	0	0	7.1	4	2	2	1	0	0	8	0
Brice	0-0	0.00	1	0	0	1.0	1	0	0	0	0	0	1	0
Buckelew	0-0	0.00	2	0	0	2.0	0	0	0	0	0	0	6	0
Caballero	0-0	40.50	1	0	0	0.2	3	3	3	0	0	2	0	0
Castillo	0-0	0.00	1	0	0	0.1	0	0	0	0	0	0	0	0
Chen	0-1	6.00	2	2	0	6.0	10	4	4	1	0	0	1	0
Clements	0-0	4.05	3	0	0	6.2	3	3	3	1	0	1	6	0
Conley	1-0	1.86	3	3	0	9.2	5	2	2	2	0	3	4	0
Cosart	0-0	0.00	4	2	0	9.2	7	0	0	0	0	5	9	0
Donatello	0-0	0.00	1	0	0	1.0	0	0	0	0	0	0	1	0
Dunn	1-0	0.00	6	0	0	4.2	1	0	0	0	0	3	5	0
Ege	0-0	1.35	10	0	1	6.2	4	4	1	1	0	0	2	7
Ellington	1-0	7.20	6	0	0	5.0	4	6	4	1	1	7	4	0
Esch	0-0	13.50	2	0	0	2.0	3	3	3	3	1	0	5	3
Fernandez	1-1	4.42	5	5	0	18.1	12	9	9	2	0	7	24	2
Flores	0-0	0.00	2	0	0	3.0	1	0	0	0	0	0	1	0
Garcia	0-0	0.00	2	0	1	2.0	2	0	0	0	0	0	2	0
Hand	0-1	8.18	9	0	0	11.0	11	10	10	1	3	8	8	2
Higgins	0-0	0.00	1	0	0	0.1	0	0	0	0	0	0	0	0
Jackson	0-1	5.73	5	0	0	11.0	13	7	7	1	1	3	7	0
P. Johnson	0-0	0.00	3	0	0	1.1	1	0	0	0	0	2	0	0
Koehler	0-1	4.05	4	4	0	13.1	16	8	6	0	0	5	9	0
Lazo	0-1	0.00	2	0	0	1.0	2	2	0	0	0	1	2	0
McGough	0-0	5.00	3	0	0	3.0	5	3	3	0	0	1	2	0
McGowan	0-1	5.63	8	1	1	8.0	8	5	5	1	1	2	0	0
Morris	0-0	0.00	5	0	0	5.0	6	1	0	0	0	3	7	1
Nappa	0-0	0.00	1	0	1	0.1	0	0	0	0	0	1	0	0
Narveson	3-1	3.95	6	3	0	13.2	16	7	6	1	1	4	9	2
Nicolino	0-1	2.16	3	2	0	8.1	7	2	2	1	0	0	2	0
Ogando	0-0	1.23	9	0	2	7.1	4	1	1	1	0	1	2	0
Phelps	0-0	0.93	4	2	0	9.2	4	1	1	1	0	1	12	0
Ramos	0-2	4.05	7	0	1	6.2	7	3	3	1	0	4	9	2
Reyes	1-0	0.00	3	0	0	2.1	0	0	0	0	1	2	4	0
Rienzo	0-1	4.91	5	0	1	7.1	8	6	4	2	1	3	7	0
Stecknider	0-0	0.00	2	0	0	2.0	1	0	0	0	0	0	1	0
Stem	0-0	6.75	2	0	0	1.1	1	1	1	1	0	0	2	0
Urena	2-0	5.40	6	1	0	8.1	10	5	5	0	2	3	3	0
Velez	0-0	0.00	1	0	0	0.1	0	0	0	0	0	0	0	0
Wittgren	0-0	10.80	3	0	1	3.1	4	4	4	0	0	2	2	0
TEAM	11-14	3.85	26	26	10	229.1	198	111	98	21	13	98	187	13
OPPONENTS	14-11	2.98	26	26	10	229.1	221	87	76	9	8	68	180	7



2016 SPRING TRAINING STATISTICS

MARLINS ALL-TIME SPRING TRAINING RESULTS

YEAR	W-L	HOME	ROAD	HOME	AVG.	ROAD	AVG.
1993#	14-17-0	9-6-0	5-11-0	94,867	6,324	85,105	5,319
1994	13-18-0	6-10-0	7-8-0	113,239	7,549	82,267	5,484
1995	13-22-1	8-9-0	5-13-1	61,483	3,617	33,856	1,782
1996	9-22-1	5-11-0	4-11-1	108,329	6,771	67,296	4,206
1997	26-5-0	13-2-0	13-3-0	103,254	6,884	78,272	5,856
1998	11-17-0	5-9-0	6-8-0	84,046	6,146	91,322	6,523
1999	11-18-1	3-10-1	8-8-0	75,050	5,361	59,894	3,743
2000	11-19-0	7-8-0	4-11-0	93,672	6,245	74,630	4,975
2001	16-12-0	9-5-0	7-7-0	76,945	5,496	59,983	4,285
2002	10-18-4	5-10-2	5-8-2	69,395	4,082	68,233	4,549
2003	14-16-0	6-8-0	8-8-0	54,248	3,875	64,037	4,002
2004	16-13-3	9-5-2	7-8-1	83,966	5,598	81,800	5,843
2005	11-20-1	4-10-1	7-10-0	86,374	5,758	102,484	6,028
2006	19-9-3*	9-4-2	10-5-1	70,015	5,001	105,384	6,199
2007	13-17-3	5-9-2	8-8-1	78,306	4,894	90,720	5,670
2008	19-11-3	7-9-2	12-2-1	126,586	7,033	79,717	5,314
2009	12-19-2	4-12-1	8-7-1	71,076	4,181	83,022	5,189
2010	14-14-1	8-6-1	6-8-0	72,568	4,838	72,085	5,149
2011	15-15-1	8-8-0	7-7-1	70,450	4,403	85,059	5,671
2012	11-14-4	6-9-1	5-5-3	126,961	7,935	79,913	6,147
2013	13-16-2	8-8-0	5-8-2	70,232	4,390	79,982	5,332
2014	18-12-2	7-6-1	11-6-1	82,300	5,487	124,222	7,307
2015	14-12-1	9-4-1	5-8-0	70,982	5,070	81,824	6,294
2016	11-14-1	5-9-0	6-5-1	88,531	6,234	81,872	6,823
ALL-TIME	334-370-34	165-177-17	169-183-17	1,889,231	5,262	1,757,872	4,764

#Cocoa Expo

*Grapefruit League Champions

Note: Florida played two spring games at Dolphin Stadium. The Marlins hosted the Chicago White Sox on March 20, 1994 and lost, 5-4, in front of 33,263 spectators and defeated the Toronto Blue Jays, 1-0, on March 10, 1996 in front of 16,955. Florida played two games in Mexico City vs. the Houston Astros on March 13-14, 2004, drawing 15,068 and 11,270, respectively.



- Courtesy Denis Bancroft 2016



NOTES

FROM OFFICE

MEMORANDUM

PLANNING

2008 IN REVIEW

CORPORATE HISTORY

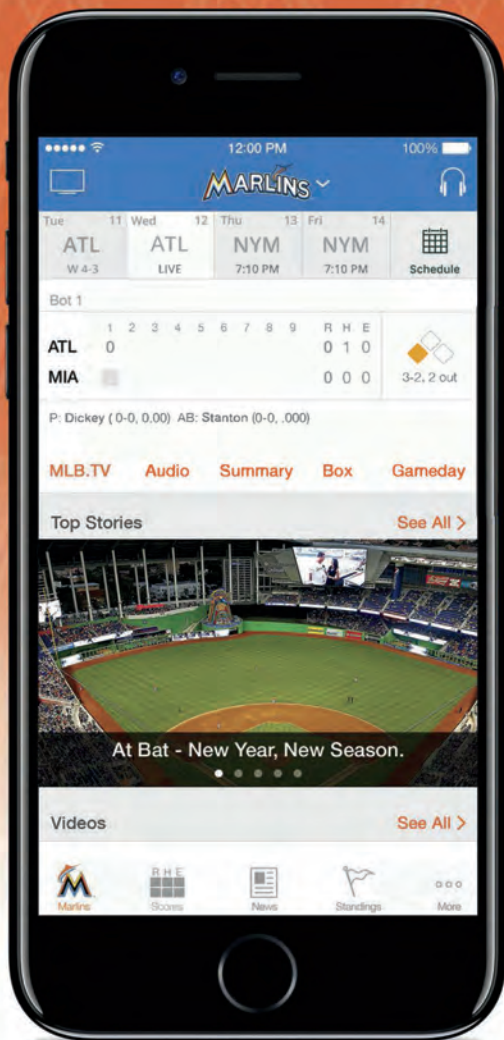
2008-2010 HISTORY

MARKET DEVELOPMENT

FINANCIALS

GENERAL INFORMATION






The #1 App for Live Marlins Baseball



At Bat[®]



2017 ©MLB Advanced Media, L.P. All Major League Baseball trademarks, service marks and copyrights used herein are the property of the applicable MLB entity. Visit MLB.com. All other marks used herein are trademarks of their respective owners. Photos: Getty Images.

MARLINS

2017 SCHEDULE

APRIL

SUN	MON	TUE	WED	THUR	FRI	SAT
	WSH 7:05PM		WSH 7:05PM	WSH 4:05PM	NYM 7:10PM	NYM 7:10PM
NYM 8:05PM		ATL 7:10PM	ATL 7:10PM	NYM 7:10PM	NYM 7:10PM	NYM 7:10PM
NYM 1:10PM	SEA 10:10PM	SEA 10:10PM	SEA 3:40PM		SD 10:10PM	SD 8:40PM
SD 4:40PM		PHI 7:05PM	PHI 7:05PM	PHI 1:05PM	PIT 7:10PM	PIT 7:10PM
PIT 1:10PM						

MAY

SUN	MON	TUE	WED	THUR	FRI	SAT
	TB 7:10PM	TB 7:10PM	TB 7:10PM	TB 7:10PM	NYM 7:10PM	NYM 7:10PM
NYM 1:10PM	STL 7:10PM	STL 7:10PM	STL 7:10PM		ATL 7:10PM	ATL 7:10PM
ATL 1:10PM	HOU 7:10PM	HOU 7:10PM	HOU 7:10PM	LAD 10:10PM	LAD 10:10PM	LAD 10:10PM
LAD 4:10PM		OAK 10:05PM	OAK 3:35PM		LAA 7:10PM	LAA 1:10PM
LAA 1:10PM	PHI 7:10PM	PHI 7:10PM	PHI 1:10PM			

JUNE

SUN	MON	TUE	WED	THUR	FRI	SAT
				ARI 7:10PM	ARI 7:10PM	ARI 1:10PM
ARI 1:10PM	CHC 8:05PM	CHC 8:05PM	CHC 8:05PM	PIT 7:05PM	PIT 7:05PM	PIT 4:05PM
PIT 1:35PM		OAK 7:10PM	OAK 12:10PM	ATL 7:35PM	ATL 4:10PM	
ATL 1:35PM	WSH 7:10PM	WSH 7:10PM	WSH 12:10PM	CHC 7:10PM	CHC 7:10PM	CHC 4:10PM
CHC 1:10PM		NYM 7:10PM	NYM 7:10PM	NYM 7:10PM	MIL 8:10PM	

JULY

SUN	MON	TUE	WED	THUR	FRI	SAT
						MIL 4:10PM
MIL 2:10PM	STL 7:15PM	STL 2:15PM	STL 8:15PM	STL 1:45PM	SF 10:15PM	SF 9:05PM
SF 4:05PM	ALL STAR GAME MIAMI				LAD 7:10PM	LAD 7:10PM
LAD 1:10PM	PHI 7:10PM	PHI 7:10PM	PHI 12:10PM		CIN 7:10PM	CIN 7:10PM
CIN 1:10PM	TEX 8:05PM	TEX 8:05PM	TEX 8:05PM	CIN 7:10PM	CIN 7:10PM	CIN 7:10PM
CIN 1:10PM	WSH 7:10PM					

AUGUST

SUN	MON	TUE	WED	THUR	FRI	SAT
		WSH 7:10PM	WSH 7:10PM		ATL 7:35PM	ATL 7:10PM
ATL 1:35PM	WSH 7:05PM	WSH 7:05PM	WSH 7:05PM	WSH 7:05PM	COL 7:10PM	COL 7:10PM
COL 1:10PM	SF 7:10PM	SF 7:10PM	SF 1:10PM		NYM 7:10PM	NYM 7:10PM
NYM 1:10PM		PHI 7:05PM	PHI 7:05PM	PHI 1:05PM	SD 7:10PM	SD 7:10PM
SD 1:10PM	WSH 7:05PM	WSH 7:05PM	WSH 4:05PM	PHI 7:10PM		

SEPTEMBER/OCTOBER

SUN	MON	TUE	WED	THUR	FRI	SAT
					PHI 7:10PM	PHI 7:10PM
PHI 1:10PM	WSH 7:10PM	WSH 7:10PM	WSH 7:10PM	ATL 7:35PM	ATL 7:35PM	ATL 7:10PM
ATL 1:35PM		PHI 7:05PM	PHI 7:05PM	PHI 7:05PM	MIL 7:10PM	MIL 7:10PM
MIL 1:10PM	NYM 7:10PM	NYM 7:10PM	NYM 1:10PM		ARI 9:40PM	ARI 8:10PM
ARI 4:10PM	COL 8:40PM	COL 8:40PM	COL 3:10PM	ATL 7:10PM	ATL 7:10PM	ATL 7:10PM
ATL 3:10PM						