



# 2017 MEDIA GUIDE



Alex Bregman  
2016 Player of the Year



Whataburger Field



AA-AFFILIATE





© 2011 WHATABURGER, LLC

— *Throwing the* —  
**HEAT**  
— *Since 1950* —



**WHATABURGER** PROUD SPONSOR OF THE CORPUS CHRISTI HOOKS

# MEDIA GUIDE 2017



## CONTENTS AND CREDITS

<b>HOOKS FRONT OFFICE</b>	4	Top 10 Attendance Figures	118
<b>2017 SCHEDULE</b>	5	Hooks in the Major Leagues	119
<b>FIELD STAFF</b>	6	Major Leaguers Who Became Hooks	121
Rodney Linares, Manager	6	Team Firsts	122
Dave Borkowski, Pitching Coach	8	Whataburger Field Firsts	123
Joel Chimelis, Hitting Coach	9	2006 Postseason Box Scores & Summaries	125
Tommy Kawamura, Development Coach	10	2012 Postseason Box Scores & Summaries	132
Grant Hufford, Athletic Trainer	11	2013 Postseason Box Scores & Summaries	135
Dwayne Peterson, Strength Coach	11	2015 Postseason Box Scores & Summaries	140
<b>PLAYER BIOS</b>	12	2016 Postseason Box Scores & Summaries	144
<b>FRANCHISE HISTORY</b>	54	<b>THE TEXAS LEAGUE</b>	148
<b>FRANCHISE RECORDS</b>	55	2017 Directory	148
<b>HOOKS STATS &amp; RECORDS</b>	56	2016 Standings	149
2016 Season Stats	56	2016 Batting	150
2016 Home Stats	57	2016 Pitching	151
2016 Road Stats	58	<b>LEAGUE OPPONENTS</b>	152
Single Season Leaders	59	Arkansas Travelers	152
Single Season Highs	61	Frisco RoughRiders	153
Hooks Managers Records	63	Midland RockHounds	154
Club Year-by-Year Records	64	NW Arkansas Naturals	155
Career Leaders	67	San Antonio Missions	156
All-Time Highs & Lows	69	Springfield Cardinals	157
Starts by Position, 2016	71	Tulsa Drillers	158
Starts by Position, 2015	72	<b>HOUSTON ASTROS</b>	159
Starts by Position, 2014	73	2017 40-Man Roster	159
Starts by Position, 2013	74	2016 Season Stats	160
Starts by Position, 2012	75	Minor League Affiliates	161
Starts by Position, 2011	76	2016 Organizational Leaders	162
Starts by Position, 2010	77	2016 Draft Recap	164
Starts by Position, 2009	78	<b>MEDIA, WHATABURGER FIELD INFO</b>	165
Starts by Position, 2008	79	Media Outlets	165
Starts by Position, 2007	80	Media Information	166
Starts by Position, 2006	81	Whataburger Field Ground Rules   Distances	167
Starts by Position, 2005	82	Batting Practice Schedules	168
Career Starts by Position	83	<b>PHOTO CREDITS</b>	
All-Time Roster	84	Amanda Pruett	
Opening Day Lineups	89	Dallas McMahon	
2016 Game-by-Game Results	90	Frank Longobardo	
Grand Slam Home Runs	94	George Tuley	
Multi-Home Run Games	96	Gil Perez	
Unique Offensive Achievements	98	Houston Astros	
Five-RBI Games	99	Kane County Cougars	
Hooks Offensive Streaks	101	Kyle Mazabob	
20/20 Club	102	MiLB.com	
No-Hit, Low-Hit & 1-0 Games	103	Mike Janes	
Highest-Scoring Games	106	Montgomery Biscuits	
Largest-Margin Games	107	Quad Cities River Bandits	
Walk-Off Home Runs	108	Rich Crimi	
Hooks League Leaders	109	Steve Nurenberg	
Hooks Postseason Honors	110		
Hooks in the Texas League All-Star Game	111		
Batters & Pitchers of the Week	117		

*The Corpus Christi Hooks Official 2017 Media Guide was prepared by the Corpus Christi Hooks Media Relations Department. Statistics were generated by BAM and by the Hooks Media Relations Department. All Rights Reserved. Copyright 2017 Corpus Christi Hooks Baseball Club, Corpus Christi, Texas.*





## CORPUS CHRISTI HOOKS FRONT OFFICE

Phone: 361-561-HOOK (4665)

Address: Whataburger Field, 734 East Port Avenue, Corpus Christi, TX 78401

Website: cchooks.com

### Houston Astros

Owner and Chariman

President of Business Operations

Senior VP of Business Operations

Director of Business Development

Jim Crane

Reid Ryan

Marcel Braithwaite

Samir Mayur

### Hooks Executive Administration

President

Vice President/General Manager

Vice President of Sales & Marketing

Ken Schrom

Michael Wood

Andy Stevens

### Senior Directors

Finance

Communications

Stadium Operations

Kim Harris

Matt Rogers

Jeremy Sturgeon

### Directors

Broadcasting

Fan Engagement

Business Development

Ticketing

Michael Coffin

JD Davis

Jeff Mackor

Danielle O'Toole

Groundskeeper

Ticket Operations Coordinator

Accounting Analyst

Maintenance Coordinator

Customer Service Manager

Group Sales Manager

Partnership Activation Coordinator

Communications Coordinator

Community Outreach Coordinator

Social Media Coordinator

Video Production Coordinator

Senior Service Desk Technician

Stadium Operations

Partnership Activation Coordinator

Retail Operations Manager

Baseball Operations Manager

Video Production Coordinator

Account Executive

Operations & Special Events Asst.

Andrew Batts

Ray Cervenka

Jessica Fearn

Fred Flores

Brett Howsley

Zach Kaddatz

Zach Kastelic

Sam Levitt

Courtney Merritt

Gil Perez

Neil Rosan

Jonathan Santana

Mike Shedd

Diana Sleep

Rudy Soliz

Brad Starr

Kaylyn Smith

Tanner Twomey

D'elle Wendel







# SCHEDULE

## APRIL

SUN	MON	TUE	WED	THU	FRI	SAT
						1
2	3	4	5	6 7:10	7 7:10	8 6:10
				ARK	ARK	ARK
9 4:05	10 7:05	11 7:05	12	13 7:05	14 7:05	15 7:05
NWA	NWA	NWA		ARK	ARK	ARK
16 2:05	17 7:05	18 7:05	19	20 7:05	21 7:05	22 7:05
NWA	NWA	NWA		FRI	FRI	FRI
23 4:05	24 7:05	25 7:05	26 7:05	27 7:05	28 7:05	29 7:05
FRI	MID	MID	MID	MID	FRI	FRI
30 2:05						
FRI						

## MAY

SUN	MON	TUE	WED	THU	FRI	SAT
	1 7:05	2 6:30	3 11:00	4 7:00	5 7:00	6 7:05
	FRI	MID	MID	MID	MID	SAN
7 2:05	8 7:05	9 7:05	10	11 7:05	12 7:05	13 7:05
SAN	SAN	SAN		MID	MID	MID
14 2:05	15 7:05	16 7:05	17 7:05	18 7:05	19 7:05	20 7:05
MID	SAN	SAN	SAN	SAN	FRI	FRI
21 4:05	22 11:05	23 7:05	24 7:05	25 7:05	26 7:05	27 7:05
FRI	FRI	SPR	SPR	SPR	TUL	TUL
28 6:05	29	30 6:30	31 6:30			
TUL		SPR	SPR			

## JUNE

SUN	MON	TUE	WED	THU	FRI	SAT
				1 7:10	2 7:05	3 7:05
				SPR	TUL	TUL
4 1:05	5	6 7:05	7 7:05	8 7:05	9 7:05	10 7:05
TUL		FRI	FRI	FRI	FRI	SAN
11 2:05	12 7:05	13 7:05	14 6:30	15 7:00	16 7:00	17 7:00
SAN	SAN	SAN	MID	MID	MID	MID
18 6:05	19* 7:05	20 7:05	21 7:05	22 7:05	23 7:05	24 7:05
SAN	SAN	SAN	SAN	FRI	FRI	FRI
25 6:05	26	27	28	29 7:05	30 7:05	* END OF 1ST HALF
FRI		ASG		NWA	NWA	

## JULY

SUN	MON	TUE	WED	THU	FRI	SAT
						1 6:05
						NWA
2 2:10	3 7:10	4 5:30	5 7:05	6 7:05	7 7:05	8 7:05
ARK	ARK	ARK	NWA	NWA	NWA	ARK
9 6:05	10 7:05	11	12 7:00	13 7:00	14 7:00	15 7:00
ARK	ARK		MID	MID	MID	MID
16 6:05	17 7:05	18 7:05	19 7:05	20 7:00	21 7:00	22 7:00
FRI	FRI	FRI	FRI	MID	MID	MID
23 2:00	24 7:05	25 7:05	26 7:05	27 7:05	28 7:05	29 7:05
MID	SAN	SAN	SAN	MID	MID	MID
30 6:05	31 7:05					
MID	SAN					

## AUGUST

SUN	MON	TUE	WED	THU	FRI	SAT
		1 7:05	2 7:05	3 7:05	4 7:05	5 7:05
		SAN	SAN	FRI	FRI	FRI
6 7:05	7	8 7:05	9 7:05	10 7:05	11 7:05	12 7:05
FRI		TUL	TUL	TUL	SPR	SPR
13 6:05	14	15 7:05	16 7:05	17 7:05	18 7:10	19 6:10
SPR		TUL	TUL	TUL	SPR	SPR
20 2:10	21	22 7:05	23 7:05	24 7:05	25 7:05	26 7:05
SPR		MID	MID	MID	MID	SAN
27 6:05	28 7:05	29 7:05	30 7:05	31 7:05		
SAN	SAN	FRI	FRI	FRI		HOME AWAY

## SEPTEMBER

SUN	MON	TUE	WED	THU	FRI	SAT
					1 7:05	2 7:05
					FRI	SAN
3 6:05	4 4:05	5	6	7	8	9
SAN	SAN		PLAYOFFS BEGIN			



ARK....ARKANSAS TRAVELERS .....MARINERS  
 FRI.....FRISCO ROUGHRIDERS .....RANGERS  
 MID ....MIDLAND ROCKHOUNDS ....ATHLETICS  
 NWA ..NW ARKANSAS NATURALS.....ROYALS  
 SAN....SAN ANTONIO MISSIONS .....PADRES  
 SPR.....SPRINGFIELD CARDINALS ..CARDINALS  
 TUL.....TULSA DRILLERS .....DODGERS

cchooks.com

361.561.HOOK



## FIELD STAFF



### RODNEY LINARES MANAGER

Rodney Linares, the 2015 Texas League Manager of the Year, begins his third season as Corpus Christi's field chief and his 11th campaign as a manager in the Houston system.

Under his leadership, the Hooks have gone 174-106 for a .621 winning percentage. In 2016, Linares picked up his fourth consecutive first-half crown. Corpus Christi opened with a 47-23 mark and finished the year a season-best 30 games over .500. Last year also featured a club-record 11-game win streak.

In 2015, Linares led the Hooks to a franchise-best 89-51 record. Corpus Christi racked up the most wins in Minor League Baseball, becoming just the second Texas League club in the last 20 seasons to reach 89 triumphs in a single campaign. The Hooks claimed the TL South first-half title thanks to 48-22 start, and ended the regular season by winning 22 of their final 34 games.

Since 1960, there are only five instances of a Texas League team posting back-to-back 80-win seasons, and Corpus Christi has accomplished this feat twice (2015-16 & 2012-13).

Linares, 39, was honored with a coaching assignment for the World squad during the 2015 All-Star Futures Game, played July 12 at Cincinnati's Great American Ballpark. He picked up career managerial win No. 500 on July 24 at Dr Pepper Ballpark, when Corpus Christi knocked off Frisco 9-3.

A member of the Lancaster JetHawks Hall of Fame, Linares has punched a playoff ticket in each of the past five seasons. During this span, his clubs boast a .583 winning percentage (408-292).

Linares entered the Texas League ranks following a successful three-year stint at Lancaster. The 2013 California League Manager of the Year captured the circuit's pennant in 2012 and 2014. During this run, the JetHawks compiled a 234-186 (.557) regular-season record and went 16-7 in postseason play.

In 2014, the California League champs won 44 of their 70 first-half contests and finished with a 78-62 mark, tops in the South Division. In 2013, Lancaster carved out an 82-58 record, winning the second half (43-27) by a nine-game margin. The JetHawks lost to Inland Empire in the division finals.

Linares' 2012 charges finished second in the Cal League South (74-66) and beat Lake Elsinore in the wild-card round. Lancaster took eight of its 10 postseason games, including a 5-0 run to cement the JetHawks' first title in the 17-year history of the club. Following the season, Linares managed the Mesa Solar Sox of the Arizona Fall League.

A 20-year member of the Astros organization, Linares skippered the Lexington Legends in 2010 and 2011. A Rookie Level Greeneville appointment (2007-2009) preceded his South Atlantic League stint.

Linares, whose managerial career began at the age of 29, enters 2017 with a 612-566 (.519) record.

Prior to managing, Linares tutored Lexington hitters in 2005 and 2006. Led by Hunter Pence, the '05 Legends ranked second in the circuit in runs, total bases, and home runs.

Linares served as a scout and hitting coach for Houston's Dominican Republic operations from 1999-2004.

Signed by the Tigers as a non-drafted free agent, Linares was a Gulf Coast League infielder for Detroit and Houston in 1997 and 1998. In the offseason, he serves on the field staff of Estrellas de Oriente of the Dominican Winter League.

Rodney, who has two children, Steve and Ryan, resides in San Pedro de Macoris, DR. His father, Julio, is the Astros' advisor for Latin American development and has been a member of the Houston organization since 1973.





## FIELD STAFF

### RODNEY LINARES CAREER MANAGERIAL RECORD

Year	Team	League	Affiliate	Record
2007	Greeneville	Appalachian	Houston	17-51
2008	Greeneville	Appalachian	Houston	30-36
2009	Greeneville	Appalachian	Houston	27-40
2010	Lexington	South Atlantic	Houston	71-68
2011	Lexington	South Atlantic	Houston	59-79
2012	Lancaster	California	Houston	74-66
2013	Lancaster	California	Houston	82-58
2014	Lancaster	California	Houston	78-62
2015	Corpus Christi	Texas	Houston	89-51
2016	Corpus Christi	Texas	Houston	85-55
<b>Totals</b>	<b>(10 seasons)</b>			<b>612-566</b>





## FIELD STAFF



### DAVE BORKOWSKI PITCHING COACH

Dave Borkowski is in his second year with Corpus Christi and his eighth as a pitching coach in the Astros system.

Last season, Borkowski's pitchers ranked among the Texas League leaders in saves (55, 1st), shutouts (15, T-1st), and ERA (3.49, 2nd). Hooks hurlers issued the fewest walks (345) while registering the second-most strikeouts (1,132) in the circuit. The 15 shutout victories stand as a Corpus Christi record.

Borkowski, a seven-year major league veteran, joined the Hooks following a three-year stint with Quad Cities, the Astros' Midwest League affiliate. The River Bandits went 88-50 in 2015, trailing only Corpus Christi (89-51) for the most wins in Minor League Baseball. Borkowski's staff posted a 1.15 WHIP and 2.65 ERA, which slotted first and second, respectively, among full-season clubs.

During Borkowski's tenure, Quad Cities captured the 2013 Midwest League title, while River Bandits pitchers authored a 3.35 ERA, 1.27 WHIP, .248 opponents' batting average, and 30 shutouts.

Following the 2013 campaign, he was assigned to the Peoria Javelinas of the Arizona Fall League where he instructed pitching prospects from the Astros, Mariners, Padres, Phillies, and Royals systems.

Borkowski, 40, began his coaching career in 2010, working with Rookie Level Greeneville. The Michigan native was promoted to Class A the following season, spending 2011 and 2012 with the Lexington Legends of the South Atlantic League.

Originally selected by the Tigers in the 11th round of the June 1995 draft out of Sterling Heights (Michigan) High School, Borkowski made 181 big league appearances (21 starts) over seven seasons with Detroit (1999-2001), Baltimore (2004), and Houston (2006-2008).

In 264 minor league appearances, spanning parts of 14 seasons, the right-hander posted a 79-70 record and 3.85 ERA within the Tigers, Orioles, Astros, and Phillies organizations. Prior to retiring in 2009, Borkowski pitched in three games for the Diablos Rojos of the Mexican League.

Dave and his wife, Jill, make their home in Holland, Ohio.

## FIELD STAFF



### JOEL CHIMELIS HITTING COACH

Joel Chimelis, who tutored Hooks hitters in 2012, returns to Corpus Christi following a four-year run at Quad Cities.

A 12-year member of the Astros organization, Chimelis helped the River Bandits capture the 2013 Midwest League Championship. In 2014, Quad Cities tied for second in batting average (.261) and placed fourth in runs (656) in the 16-team circuit. A year later, the River Bandits rolled to an 88-50 record and a Minor League-best .638 winning percentage. Chimelis' hitters again ranked among the MWL leaders in batting (.265, 3rd) and runs scored (659, 2nd).

Prior to his initial stint with the Hooks, Chimelis served the Lexington Legends of the South Atlantic League in 2011. He was at Tri-City (New York-Penn League) from 2006 to 2010. Chimelis' first two years (2004-05) as a hitting coach came with the Savannah Sand Gnats (Expos/Nationals) of the South Atlantic League.

Selected by Oakland in the 11th round of the 1988 draft out of the University of Texas, Chimelis played 13 years in the minor leagues, posting a career .288 batting average in 1,264 games and 4,553 at-bats. His other career numbers included 1,311 hits, 122 home runs, 667 RBIs, and 99 stolen bases. Originally a shortstop, Chimelis played all four infield positions throughout his career.

Chimelis, 49, toiled for parts of three seasons (1992-94) in the Texas League with the Shreveport Captains, including all of 1994 when he led the circuit in doubles (43) and times hit by pitch (13). Chimelis batted .295 that year with 10 home runs and 72 RBIs in 127 games, playing half the time at Fairgrounds Field – one of the most notoriously pitcher-friendly parks in league history.


A native of Brooklyn, Chimelis played portions of seven campaigns at the Triple-A level, including time with Phoenix, Norfolk, and Dos Equis in the Mexican Summer League. His playing career also included stops in Puerto Rico, Korea, and Taiwan.

A shortstop with the Longhorns, Chimelis was named to the Southwest Conference All-Tournament team and the NCAA Central Region team in 1988. He also played collegiately at Howard Junior College in Big Spring.

Chimelis and his wife Carmen live in the Orlando area. They have three daughters – Adriana, Nicole and Gabriela.



## FIELD STAFF



### **TOMMY KAWAMURA** **DEVELOPMENT COACH**

Tommy Kawamura begins his second year as a member of the Astros organization. Last season, Kawamura served as a development coach for both Corpus Christi and Quad Cities.

His charge is to guide and support player development initiatives across all areas of the game.

Kawamura, 24, was a baseball operations intern for the New York Mets in 2015. There he contributed to advance scouting reports for the major league coaching staff and ratified game reports for the Mets' minor league affiliates.

Kawamura earned a bachelor's degree in Mathematics and Economics from Willamette University in Salem, Oregon. The former infielder was captain of the Bearcats baseball team for two seasons and also played summer ball for the Atwater, California, Aviators


and Manitowoc, Wisconsin, Bandits.

During the summer of 2013, Kawamura served as an assistant coach for the American Legion Withnell Dodgers.

Kawamura became a video scout intern for Baseball Info Solutions following his graduation in May 2014.

Tommy currently resides in his hometown of Renton, Washington.

## FIELD STAFF



### **GRANT HUFFORD** **ATHLETIC TRAINER**

Grant Hufford, the 2016 Texas League Athletic Trainer of the Year, embarks upon his third season with Corpus Christi.

A 10-year member of the Houston system, Hufford was honored with an assignment to the Arizona Fall League following the 2015 season. There he worked with the Glendale Desert Dogs, safeguarding prospects in the Astros, White Sox, Dodgers, Phillies, and Pirates organizations.

Hufford joined Corpus Christi following a two-year stint at Class A Lancaster. The 2013 California League Athletic Trainer of the Year served at Low-A Lexington in 2011 and 2012.

His first post with the Astros was in 2008 at Rookie Level Greeneville. Hufford worked there through the 2010 season.

He came to the organization from the Lawrence Orthopedic Surgery Clinic in Lawrence, Kansas. In addition to his duties at the clinic, Hufford was the athletic trainer for Baldwin High School.

The 35-year-old received his bachelor's degree from Benedictine College in Atchison, Kansas.

Grant, wife Jennifer and their daughters, Genevieve and Emersyn, live in Merriam, Kansas.



### **DWAYNE PETERSON** **STRENGTH & CONDITIONING COACH**

Dwayne Peterson enters his first campaign as Corpus Christi's strength and conditioning coach.

2017 marks Peterson's fourth tour in the Astros system. The 30-year-old has made one-year stops at Lancaster, Quad Cities, and Rookie Level Greeneville since joining the professional baseball ranks in 2014.

A 2013 graduate of Northern Kentucky University, Peterson is a Certified Strength and Conditioning Specialist and Registered Strength and Conditioning Coach. He also owns an SFMA (Selective Functional Movement Assessment) Level 1 certification and is a USA Weightlifting (USAW) Level 1 Sports Performance Coach.

Peterson played two seasons of Division I football as a wide receiver for Morehead State University. He then transferred to Northern Kentucky and earned a bachelor's degree in Exercise Science.

Peterson completed internships at NKU and The Mount St. Joseph University in Cincinnati, where he currently serves as the head baseball strength coach in the offseason.

Dwayne and his wife, Candie, make their home in Erlanger, Kentucky.







## ROGELIO ARMENTEROS RHP

**BORN** June 30, 1994 in La Habana, Cuba

**OPENING DAY AGE** 22

**HEIGHT** 6'1

**WEIGHT** 215

**BATS** Right

**THROWS** Right

**RESIDES** Boca Raton, FL

**ACQUIRED** Signed as a non-drafted free agent in September 2014

**Career Highlights: 2016** – Posted an 8-6 record and 3.53 ERA in 26 games (22 starts) between Quad Cities, Lancaster and Corpus Christi. Led the Houston system with 140 strikeouts, and walked 44 in 127 1/3 innings. Averaged 3.18 strikeouts per walk and 9.9 Ks per 9.0 IP. Featured a 1.26 WHIP and allowed 14 home runs. Uncorked 12 wild pitches. Opened the year in the Midwest League and limited the opposition to 1 earned run or less in 3 of his 4 appearances. Suffered the loss Opening Day at Cedar Rapids despite permitting 2 unearned runs in 4 frames. Fanned 15 without issuing a walk in first 3 outings (13 IP). Made California League debut April 28 and scattered 2 runs on 1 hit and 3 walks in 5 innings opposite Bakersfield. Matched his season-high for strikeouts in a May 16 victory vs. Lake Elsinore, punching out 9 through 6 shutout innings. Tabbed JetHawks Pitcher of the Month for June, going 2-0 with a 1.48 ERA and .207 batting average against in 5 appearances (4 starts). Blanked Inland Empire over 6 innings July 8 to earn California League Pitcher of the Week honors. Struck out 8 against 3 walks and 2 hits. Logged 10.7 strikeouts per 9 innings while pitching for Lancaster. Debuted for the Hooks August 21 at Arkansas and hurled 7 scoreless innings en route to the victory. Beat the Missions with a 6-inning performance August 27, holding SA to a solo home run by Luis Tejada. Received a no-decision in Game 3 of the Texas League South Division Series, scattering 1 run and 6 hits over 5 innings at Security Bank Ballpark. Exited the game with the Hooks leading Midland, 5-1. Appeared in 8 games for the Glendale Desert Dogs of the Arizona Fall League.


**2015** – Went 3-2 with a 3.69 ERA in 15 games (12 starts) for Tri-City and Quad Cities. Struck out 61 and walked 24 in 61 innings. Marked first campaign stateside. Began the year in extended spring training before being assigned to the New York-Penn League in mid-June. Did not allow an earned run in first 2 assignments, spanning 9 2/3 innings. Authored a 2.50 ERA and .231 opponent batting average in final 5 Valley Cats appearances. Tossed 5 innings of 1-hit shutout ball in River Bandits debut August 28 against Peoria. In final regular season appearance, permitted 2 runs through 7 frames September 7 at Beloit. Registered an 11.1 K-per-9 IP rate in the Midwest League.

**Career Notes:** Averaging 2.96 strikeouts per walk and 9.6 Ks per 9.0 IP. In 2012, the then 18-year-old defected from Cuba while in Barcelona. At the age of 17, made 5 appearances for Industriales of the Cuban National Series.

YEAR	CLUB	W-L	ERA	G	GS	CG	SO	SV	IP	H	R	ER	BB	K
2015	Tri-City (A)	2-2	4.09	12	9	0	0	0	44.0	44	24	20	17	40
	Quad Cities (A)	1-0	2.65	3	3	0	0	0	17.0	9	5	5	7	21
2016	Quad Cities (A)	0-2	1.93	4	3	0	0	0	18.2	12	6	42	3	20
	Lancaster (A)	6-4	4.18	19	16	0	0	1	90.1	87	47	4	37	107
	Corpus Christi (AA)	2-0	1.96	3	3	0	0	0	18.1	17	5	75	4	13
	<b>Career Totals</b>	<b>11-8</b>	<b>3.58</b>	<b>41</b>	<b>34</b>	<b>0</b>	<b>0</b>	<b>1</b>	<b>188.1</b>	<b>169</b>	<b>87</b>	<b>75</b>	<b>68</b>	<b>201</b>



# MEDIA GUIDE 2017



## AKEEM BOSTICK RHP

**BORN** May 4, 1995 in Florence, SC

**OPENING DAY AGE** 21

**HEIGHT** 6'6

**WEIGHT** 215

**BATS** Right

**THROWS** Right

**RESIDES** Florence, SC

**ACQUIRED** Via trade from Texas in exchange for C Carlos Corporan on January 21, 2015

**Career Highlights: 2016** – Earned Lancaster's Opening Day start at San Jose, spreading 1 run and 6 hits over 3 innings. Made 2 more appearances before being sidelined due to a groin injury. Returned to the JetHawks in late-June after making a pair of rehab appearances with Tri-City of the New York-Penn League. Permitted 1 hit while striking out 6 over a season-best 7 innings for the July 10 victory at Inland Empire. Surrendered just 3 earned runs over the next 3 assignments, covering 16 frames. Wrapped up this run by fanning a season-high 8 batters in 4 innings July 30 at Bakersfield. Beat Inland Empire September 2, allowing 1 unearned in 6 innings. Marked final regular-season appearance. Was the winning pitcher in the decisive Game 3 of the California League Mini-Series, scattering 4 runs and 7 hits over 6 2/3 innings. The JetHawks went on to drub Rancho Cucamonga, 21-6. Tabbed by MLB.com as Houston's No. 24 prospect entering the season.

**2015** – Went 9-5 with a 4.15 ERA in 21 games (18 starts) between Quad Cities and Lancaster. Logged 1 complete game and 1 save while striking out 81 against 21 walks in 106 1/3 innings. Started the season in extended spring training. Joined Quad Cities on May 8 and hurled 5 shutout innings for the win vs. Wisconsin in debut as an Astros farmhand. Earned a save in next appearance thanks to 4 scoreless innings at Cedar Rapids. Held the Midwest League to 1 earned run in 5 of next 6 appearances, closing out his Quad Cities tenure. The exception was a May 26 loss to Kane County when he pitched 5 innings of 2-run ball and struck out 7 without issuing a walk. Named the River Bandits' Pitcher of the Month for May. Went the distance June 15 vs. Great Lakes, fanning 7 while permitting 5 hits and 3 runs (1 ER). The game was called after 6 innings with the score tied at 3. Averaged 11 strikeouts per free pass during time with the River Bandits. Promoted to the California League at the end of June. Was 1-2 in first 4 Lancaster appearances (3 GS) despite a 1.74 ERA and .222 opponent batting average. Rocked for 8 runs and 9 hits (1 HR) in 4 innings July 21 at San Jose. This began a 7-start stretch in which he posted a 10.92 ERA. Rebounded by winning his final 2 regular season starts, yielding 1 run each time out. Struck out 13 and walked 3 over 14 combined innings. Lost the decisive Game 3 of the Cal League Mini-Series vs. High Desert, allowing 5 runs (4 ER) on 3 hits and 2 walks while recording 1 out.

**2014** – Entered the season as the Rangers' No. 11 prospect, according to Baseball America. Led Hickory in starts and ranked 4th on the club in innings pitched. Featured a 3.79 ERA and .247 opponent batting average in 4 April starts. From June 9 to July 3, went 3-0 with a 0.82 ERA thru 4 starts. During this stretch, turned in 3 scoreless performances and struck out 18 against 3 walks in 22 1/3 frames.


**Career Notes:** Originally selected by the Rangers in the 2nd round of the June 2013 draft out of West Florence High School in Florence, SC. Had committed to Georgia Southern University to play baseball and football (wide receiver). Was a 3-sport student athlete at West Florence, and went 10-0 with a 0.62 ERA and 96 strikeouts in 59 innings as a senior.

**Personal Note:** His cousin, Brandon Bostick, is an NFL tight end.

YEAR	CLUB	W-L	ERA	G	GS	CG	SO	SV	IP	H	R	ER	BB	K
2013	AZL Rangers (R)	4-1	2.83	14	6	0	0	1	41.1	42	16	13	12	33
2014	Hickory (A)	5-6	5.17	21	20	0	0	0	92.1	98	59	53	28	64
2015	Quad Cities (A)	3-1	1.50	8	6	1	0	1	42.0	29	10	7	3	33
	Lancaster (A)	6-4	5.88	13	12	0	0	0	64.1	77	50	42	18	48
2016	Tri-City (A)	1-1	3.27	2	2	0	0	0	11.0	10	4	4	0	7
	Lancaster (A)	5-3	4.98	14	13	0	0	0	68.2	79	45	38	42	48
	<b>Career Totals</b>	<b>24-16</b>	<b>4.42</b>	<b>72</b>	<b>59</b>	<b>1</b>	<b>0</b>	<b>2</b>	<b>319.2</b>	<b>335</b>	<b>184</b>	<b>157</b>	<b>103</b>	<b>233</b>







## BOBBY BOYD OF

**BORN** January 4, 1993 in Silver Spring, MD

**OPENING DAY AGE** 24

**HEIGHT** 5'9

**WEIGHT** 175

**BATS** Left

**THROWS** Right

**RESIDES** Silver Spring, MD

**COLLEGE** West Virginia

**ACQUIRED** Selected in the 8th round of the June 2014 draft

**Career Highlights: 2016** – Hit .274 with 82 runs, 16 doubles, 10 triples, 9 home runs and 59 RBIs in 105 games between Lancaster and Corpus Christi. Ranked 3rd in the Astros system in stolen bases, swiping 37 bags in 48 attempts (77% success rate). A California League Midseason All-Star, batted .328 with 44 runs, 11 doubles, 3 triples, 5 homers, 27 RBIs and 27 stolen bases (6 CS) in 48 first-half contests. Reached base at a .379 clip. Strung together an 11-game hit streak April 8-24. Belted a grand slam May 26 vs. Stockton as part of a season-best 4-hit and a career-high 9-RBI night. He had plated 8 runs in the 29 games leading up to this performance. The contest, which Lancaster won 29-11, was later dubbed MiLB.com's 2016 Game of the Year. Named Lancaster's Player of the Month for June after batting .310 with a .389 on-base average. Reached in all 20 of his June assignments. Posted a .322-6-34 line at home compared to a .253-3-22 mark on the road. Boasted a .381 average and .991 OPS with men in scoring position. At the time of his Cal League departure, ranked among circuit leaders in steals (T-3rd) and runs (5th). Promoted to the Texas League in mid-August, and recorded a 9-game hit streak to begin Hooks tenure. Went 4-for-13 (.308) with 3 runs, 1 double, 1 homer and 4 RBIs in the Texas League South Division Series vs. Midland. For the season, manned all 3 outfield positions (34 GM in LF, 26 GM in RF & 20 GM in CF), registering 10 assists and 5 errors in 178 total chances.

**2015** – Led the Houston system and ranked 3rd in the Midwest League in stolen bases, recording 40 in 52 attempts (76% success rate). Paced the River Bandits in games and runs scored. Slotted 2nd on the club in average, on-base percentage (.347), hits and total bases (162). Also tied for 2nd in doubles and triples. Notched hits in 15 of 18 games to begin the season. Cracked 3 doubles in 5 at-bats May 17 at Cedar Rapids. Logged a .313 batting average and reached base at a .370 clip in 20 June contests. Featured 6 consecutive multi-hit performances August 2-8, going 13-for-23 (.565) at the plate. Tabbed Quad Cities August Player of the Month after hitting .330 with a .405 OBP in 24 games. In final 5 regular-season assignments, batted .409 (9-for-22) with 7 runs, 4 doubles and 2 triples. Hit .292 with 1 home run and 25 RBIs opposite right-handed pitching. Batted .241 against lefties. Accounted for 3 assists and 4 errors over 269 chances in the outfield. Manned center (85 GM), right (39 GM) and left (11 GM).

**2014** – Hit .297 with 39 runs, 6 doubles, 1 triple, 15 RBIs and 19 stolen bases in 62 games between Tri-City and Quad Cities. Worked 24 walks against 33 strikeouts for a .368 on-base percentage. Made pro debut June 23 as a pinch-runner for the Valley Cats. Carried a .404 batting average thru his first 12 games. Run includes a 4-hit performance June 29 at Connecticut. The New York-Penn League All-Star was promoted to the Midwest League on August 10.


**Career Notes:** Has stolen 96 bases in 125 attempts for a 77% success rate.

**College Notes:** As a junior, led the Big 12 with a .356 batting average, and earned 2014 ABCA/Rawlings All-East Region honors. Batted .331 with 119 runs, 22 doubles, 6 triples, 3 home runs, 68 RBIs and 58 steals in 161 games over a 3-year career with the Mountaineers.

YEAR	CLUB	AVG	G	AB	R	H	2B	3B	HR	RBI	BB	K	SB
2014	Tri-City (A)	.333	42	159	30	53	6	0	0	9	17	18	13
	Quad Cities (A)	.219	20	73	9	16	0	1	0	6	7	15	6
2015	Quad Cities (A)	.283	117	446	67	126	19	7	1	36	45	103	40
2016	Lancaster (A)	.287	84	359	71	103	14	7	9	56	30	67	33
	Corpus Christi (AA)	.211	21	76	11	16	2	3	0	3	7	22	4
<b>Career Totals</b>		<b>.282</b>	<b>284</b>	<b>1113</b>	<b>188</b>	<b>314</b>	<b>41</b>	<b>18</b>	<b>10</b>	<b>110</b>	<b>106</b>	<b>225</b>	<b>96</b>



# MEDIA GUIDE 2017



## KEVIN COMER RHP

BORN August 1, 1992 in Bryn Mawr, PA

OPENING DAY AGE 24

HEIGHT 6'3

WEIGHT 238

BATS Right

THROWS Right

RESIDES Shamong, NJ

**ACQUIRED** Via trade from Toronto (as the PTBNL) along with RHP Francisco Cordero, OF Ben Francisco, RHP Joe Musgrove, C Carlos Perez, LHP David Rollins and RHP Asher Wojciechowski in exchange for RHP David Carpenter, LHP J.A. Happ and RHP Brandon Lyon on July 20, 2012

**Career Highlights: 2016** – Went 2-2 with a 4.09 ERA and 4 saves in 29 appearances for Lancaster and Corpus Christi. Fanned 55 and walked 17 in 44 innings. Averaged 11.2 strikeouts per 9 IP. Opened the year with the JetHawks and made 4 April appearances before being sidelined due to injury. Returned to action in early June. Pitched scoreless ball in 8 of his final 9 Lancaster assignments. Went 3-for-3 in save chances, and permitted just 1 run over 8 2/3 frames during this span. Made Hooks debut August 1 vs. San Antonio, surrendering 3 runs on 2 homers in 2 innings of work. Kept the opposition off the scoreboard in 5 of his remaining 7 regular-season assignments. Struck out 5 batters over 2 shutout frames August 18 at Northwest Arkansas. In following assignment, picked up first Double-A save by blanking Midland thru 2 1/3 innings. Inherited 17 runners on the season and 7 scored. Converted 4 of 6 save chances.

**2015** – Went 7-5 with 2 saves and a 4.46 ERA in 30 appearances (14 starts) between Quad Cities and Lancaster. Fanned 93, walked 38 and allowed 6 home runs in 107 innings. Opened the year with the River Bandits, logging a 2-0 record and 2.03 ERA in first 3 appearances (2 starts). Permitted 5 hits in 47 at-bats for a .106 average during this stretch. Struck out 9 and did not allow a run for a 4-inning save May 7 vs. Wisconsin. Final Midwest League appearance was a start at Burlington on May 30. Pitched 5 shutout innings en route to the victory, striking out 5 against 1 walk. Was 3-0 with a 2.63 ERA in 4 relief appearances while going 2-1 with a 5.28 ERA as a starter. Held right-handed hitters to a .224 batting average. Lefties hit at a .311 clip. Secured the save in his California League debut June 8, spreading 1 run, 4 hits and 1 walk over 4 frames at Visalia. Excelled as a reliever for the JetHawks, going 2-0 with a 1.78 ERA and .146 opponent average in 12 appearances. Lost all 4 decisions and owned a 6.96 ERA as a starter. Final 8 assignments occurred out of the bullpen and 6 of those were of the scoreless variety. Includes an August 19 victory vs. Inland Empire when he struck out 5 against 1 walk in 3 frames. Cal League lefties turned in a .225-2-12 line while right-handers countered with a .275-2-21 mark. Made 1 postseason appearance, striking out 2 over 2 scoreless innings. Appeared in 4 games for the Adelaide Bite of the Australian Winter League.

**2014** – Began the season in May and posted a 2.65 ERA for the month. Pitched scoreless baseball in first 3 outings (9.0 IP), going 2-for-2 in save chances. First victory came July 3 at Beloit when he permitted 2 runs and 4 hits over 5 innings. As a reliever, converted 3 of 4 save chances, logging a 1.41 ERA and .209 opponent batting average. Final outing was a start vs. Clinton August 27. Struck out a career-high 10 batters over 6 innings en route to the win.

**2013** – Averaged 8.7 strikeouts per 9 innings. Won both decisions and permitted 2 combined runs thru 3 June appearances (1 start, 13.0 IP). Fashioned a 3.43 ERA in final 7 assignments.

**2012** – Identified as the PTBNL in the Houston-Toronto deal on August 16.


**Career Notes:** Has converted 10 of 16 save opportunities. Originally selected by the Blue Jays in the supplemental 1st round (57th overall) of the June 2011 draft out of Seneca High School in Tabernacle, NJ.

YEAR	CLUB	W-L	ERA	G	GS	CG	SO	SV	IP	H	R	ER	BB	K
2012	Bluefield (R)	3-3	3.95	10	7	0	0	0	43.1	43	25	19	8	29
	Greeneville (R)	0-1	9.00	2	1	0	0	0	6.0	10	6	6	2	5
2013	Tri-City (A)	2-5	4.93	15	7	0	0	1	45.2	50	28	25	18	44
2014	Quad Cities (A)	2-5	4.24	21	11	0	0	3	76.1	80	41	36	26	64
2015	Quad Cities (A)	5-1	4.47	11	7	0	0	1	44.1	47	28	22	13	39
	Lancaster (A)	2-4	4.45	19	7	0	0	1	62.2	58	36	31	25	54
2016	Lancaster (A)	2-2	4.30	21	0	0	0	3	29.1	31	16	14	11	37
	Corpus Christi (AA)	0-0	3.68	8	0	0	0	1	14.2	17	6	6	6	18
<b>Career Totals</b>		<b>16-21</b>	<b>4.44</b>	<b>107</b>	<b>40</b>	<b>0</b>	<b>0</b>	<b>10</b>	<b>322.1</b>	<b>336</b>	<b>186</b>	<b>159</b>	<b>109</b>	<b>290</b>





# MEDIA GUIDE 2017



## J.D. DAVIS 3B

**BORN** April 27, 1993 in Elk Grove, CA

**OPENING DAY AGE** 22

**HEIGHT** 6'3

**WEIGHT** 230

**BATS** Right

**THROWS** Right

**RESIDES** Elk Grove, CA

**COLLEGE** Cal State Fullerton

**ACQUIRED** Selected in the 3rd round of the June 2014 draft

**Career Highlights: 2017** – For the second consecutive year, earned an invite to Major League Spring Training. Entered the campaign as Houston's No. 13 prospect, according to MLB.com. Rated as having the "Best Infield Arm" in the system in *Baseball America's* annual tools survey.

**2016** – Paced Astros farmhands in RBIs and tied for the system-lead in home runs. His 34 doubles ranked 1st in the Texas League and was the 3rd-highest single-season total in club history. Also slotted among the league leaders in extra-base hits (58, 2nd), slugging percentage (.485, 2nd), total bases (235, 2nd), RBIs (3rd) and homers (T-3rd). Was the lone Hook to record a pair of multi-homer games. Tied the club record by belting 3 home runs May 19 at Wolff Stadium in San Antonio. Became the first Corpus Christi player to earn 4 TL Player of the Week awards in a single campaign. Tabbed the circuit's player of the month for May after batting .306 with 9 doubles, 9 home runs and 25 RBIs in 26 games. The Texas League Midseason All-Star hit safely in 12 consecutive games May 13-24, matching Alex Bregman for the team's longest hit streak in 2016. Reached at a .463 clip over an 18-game on-base streak June 13 to July 8. Batted .370 with 15 runs, 7 doubles, 1 triple, 7 homers and 22 RBIs in final 20 assignments. Tallied 9 RBIs in a 3-game series at San Antonio to close out the year. In regular-season finale, his 9th-inning grand slam vaulted the Hooks to a 4-2 Labor Day victory over the Missions. Logged a .944 fielding percentage and helped author 15 double plays as Corpus Christi's third baseman. Went 5-for-16 (.313) during the postseason. Entered the year as the 11th-ranked prospect in the Astros' system by MLB.com. Rated as having the Best Infield Arm in the system in *Baseball America's* annual tools survey.

**2015** – Entered the season as the No. 18 prospect in the Astros' system according to MLB.com. Spent the entire campaign in Lancaster, leading the JetHawks and finishing 2nd in the California League in RBIs. Also led the club in runs scored, which ranked 3rd in the circuit. Other appearances on CL leaderboards: on-base percentage (.370) – 5th and walks (54) – 5th. Led league third basemen with a .932 fielding percentage (19 errors in 278 total chances). Reached base safely in 35 consecutive home games, June 17 through the season's end, posting a .488 OBP in that span. Named CL hitter of the week twice: August 3-10 and August 24-31. In the former stretch, homered in 6 straight games August 4-9, driving in 15 runs and batting .462. While earning the honor the second time, hit .517 with 4 home runs and 12 RBIs. Capped the second week by going 4-for-5 with 2 long balls and 6 RBIs August 30 against Lake Elsinore – it was his third career 2-home run game. For the month of August, hit .382 with 10 home runs and 27 RBIs. Hit .352 with 19 of his 26 long balls at home, while posting a .231 batting average and 7 home runs on the road.

**2014** – First pro hit was a 2-run home run June 15 against Connecticut. The homer launched a 14-game hitting streak which ran through June 28. Named New York-Penn League Player of the Week for June 30-July 7. During the week, hit .435 (10-for-23) with 12 RBIs to raise average from .231 to .294. Posted a season-high 5-RBI night July 6 against Lowell. Promoted to Low-A Quad Cities prior to July 16 game against Fort Wayne. From July 20 to August 3, batted .465 (20-for-43), including a 4-for-5 night July 27 at Bowling Green. Notched first career 2-HR game August 31 at Burlington.

**Career Notes:** On pace for 27 home runs and 103 RBIs per season (based on 140 games). Slugs the ball at a .503 clip with 42% of his hits going for extra bases. Selected out of Elk Grove High School by Tampa Bay in the 5th round of the 2011 draft. Was a 2-time high school All-American.

**College Notes:** As a junior in 2014, led CSF in hitting (.338), SLG (.523), OBP (.419) and XBH (27). Also hit 6 HR, scored 34 runs and drove in 43. On the mound, led the team with 7 saves, as he went 2-3 with a 2.66 ERA in 14 appearances. Was the only Titan to start all 58 games. Named First-Team All-Big West Conference; also selected to the John Olerud Award Watch List for the nation's top 2-way player and the Golden Spikes Award Watch List for the top player in the country. In the summer of 2013, named to the Cape Cod All-League Team and selected as the No. 12 prospect in the league by *Baseball America* after hitting .309 with 6 HR and 29 RBIs for the Chatham Anglers. As a sophomore in 2013, was also an all-conference selection after hitting .318-4-50. Used primarily as the designated hitter. On the mound in '13, went 1-2 with a 2.74 earned run average and 4 saves in 16 outings (3 starts). As a true freshman in 2012, appeared in 41 games and pitched in 5. At the plate hit .229 with 20 RBIs and on the bump posted a 3.52 ERA in 23 IP.

YEAR	CLUB	AVG	G	AB	R	H	2B	3B	HR	RBI	BB	K	SB
2014	Tri-City (A)	.279	30	111	18	31	7	1	5	20	15	25	1
	Quad Cities (A)	.303	43	155	20	47	9	0	8	32	13	41	4
2015	Lancaster (A)	.289	120	485	93	140	28	3	26	101	54	157	5
2016	Corpus Christi (AA)	.268	126	485	61	130	34	1	23	81	45	143	1
	<b>Career Totals</b>	<b>.282</b>	<b>319</b>	<b>1236</b>	<b>192</b>	<b>348</b>	<b>78</b>	<b>5</b>	<b>62</b>	<b>234</b>	<b>127</b>	<b>366</b>	<b>11</b>





## EDUARDO DE OLEO C

**BORN** January 25, 1993 in San Juan de la Maguana, DR

**OPENING DAY AGE** 24

**HEIGHT** 5'10

**WEIGHT** 180

**BATS** Right

**THROWS** Right

**RESIDES** San Juan de la Maguana, DR

**ACQUIRED** Selected by Astros in the 1st round of the Triple-A Phase of the 2016 Rule 5 Draft

**Career Highlights: 2016** – Spent the year in Diamondbacks system after being selected by Arizona in the Triple-A Phase of the 2015 Rule 5 Draft. Hit .261 (69 AB) between Kane County, AZL D-Backs, and Mobile. Made debut at Kane County on May 6 after stint on disabled list. Began year with 8-game hit streak from May 6-19. Was placed on disabled list by Kane County on June 3 and began rehab assignment with AZL D-Backs (4 games) in late July. Assigned to Mobile in August. Made debut with Mobile on August 13 at Montgomery and hit a grand slam in his 2nd at-bat.

**2015** – Hit .237 (194 AB) between Charleston and Staten Island with 3 homers and 20 RBIs. Played in 11 games for Charleston during April. Was assigned to Yankees Extended Spring Training on May 9. Joined Staten Island on June 19. Put together a 4-game hit streak (6x14, 2 RBIs) to begin time in the New York-Penn League. On July 12 at Auburn, collected a career-high 5 RBIs. Fared well against LHP (.283, 46 AB) with Staten Island as compared to RHP (.218, 110 AB). In 12 games during August, batted .304 (46 AB) with 2 HR and 5 RBIs.


**2014** – Set career-highs in games played and at-bats with Charleston. Had a hit in 5 of 6 games to begin season. Hit a combined .218 during April and May (23 G) but excelled during June (.321 BA, 56 AB, 4 HR, 10 RBI). Put together an 11-game hit streak from May 28-June 13 (16x42, 11 RBIs). Struggled after the All-Star break, batting .185 (157 AB).

**2013** – Did well against righties (.320 BA, 100 AB) but struggled against lefty pitchers (.184 BA, 38 AB). Excelled during August, batting .370 (54 AB) with 2 HR and 11 RBIs. Had a hit in 13 of 14 games during August, including 6 multi-hit games.

**Career Notes:** Has committed 36 errors in 239 career games at catcher for a .982 fielding percentage. Holds a career caught-stealing rate of 36%.

YEAR	CLUB	AVG	G	AB	R	H	2B	3B	HR	RBI	BB	K	SB
2011	DSL Yankees (R)	.246	44	142	18	35	10	0	1	16	18	36	2
2012	GCL Yankees (R)	.191	20	47	7	9	2	0	1	9	5	17	0
2013	GCL Yankees (R)	.283	37	138	15	39	10	1	3	26	10	25	1
2014	Charleston (A)	.214	78	271	33	58	5	0	12	41	23	71	1
2015	Charleston (A)	.237	11	38	3	9	3	0	0	3	1	7	0
	Staten Island (A)	.237	45	156	18	37	11	1	3	17	10	35	2
2016	Kane County (A)	.216	15	51	6	11	3	0	1	7	0	13	0
	AZL D-Backs (R)	.300	4	10	2	3	1	1	0	1	0	2	0
	Mobile (AA)	.500	2	8	2	3	1	1	0	1	0	2	0
	<b>Career Totals</b>	<b>.238</b>	<b>256</b>	<b>861</b>	<b>104</b>	<b>205</b>	<b>45</b>	<b>3</b>	<b>22</b>	<b>127</b>	<b>68</b>	<b>207</b>	<b>6</b>





## RYAN DEEMES RHP

**BORN** June 11, 1993 in Chalmette, LA

**OPENING DAY AGE** 23

**HEIGHT** 6'3

**WEIGHT** 219

**BATS** Right

**THROWS** Right

**RESIDES** Chalmette, LA

**COLLEGE** Nicholls State University

**ACQUIRED** Selected in the 36th round of the June 2015 draft

**Career Highlights: 2016** – Posted a 5-1 record, 2.93 ERA and 7 saves in 40 games between Quad Cities, Lancaster and Corpus Christi. Featured a 1.10 WHIP and struck out 63 batters against 18 free passes in 73 2/3 innings. Averaged 3.5 strikeouts per walk. Opened the year with the River Bandits, and did not allow a run in first 5 assignments (11 IP). Fanned a season-high 5 over 3 scoreless innings April 12 at Peoria. Matched K total and retired all 10 batters faced May 3 at Great Lakes. Pitched shutout ball in 7 of 9 Midwest League appearances, holding the circuit to a .162 average. Stranded all 3 inherited runners. Promoted to the California League in mid-May. Surrendered 1 run on 6 hits and 1 walk in initial 8 Lancaster outings, totaling 11 2/3 innings. The damage during this run occurred via a solo home run May 26 vs. Stockton, a contest Deemes won with a 3-inning performance. Roughed up in a 5-game run June 12-26, allowing 16 total runs on 19 hits (2 HR) in 10 innings. Went 2-0 with a 1.99 ERA and .247 opponent batting average in remaining 13 Cal League assignments. Authored 3 consecutive scoreless appearances (6 2/3 IP) August 10-14, leading up to his promotion to Corpus Christi. With Lancaster, permitted 6 of 23 inherited runners to score. Made Texas League debut August 23 and held Midland to 1 hit and 1 walk while striking out 3 in 1 2/3 innings. Ended the regular year with 3 more shutout performances. Yielded a 2-out, 9th-inning grand slam to Viosergy Rosa in Game 3 of the Texas League South Division Series at Security Bank Ballpark. Midland walked off with a 7-5 victory, and secured the series the following night.


**2015** – Featured a 3-0 record, 2.01 ERA and 0.91 WHIP in 14 games (5 starts) between Greeneville and Tri-City. Struck out 40 and walked 9, averaging 4.44 Ks for every free pass. Began pro career in the Appalachian League where 5 of his 7 appearances were of the scoreless variety. Permitted 1 run and struck out a career-high 6 batters in 3 innings vs. Elizabethton on Independence Day. Converted only save opportunity July 15 at Johnson City, clipping the Cardinals over 3 shutdown innings. Named Appalachian League Pitcher of the Week after hurling 4 shutout frames in a July 26 victory against Burlington. Shipped to Tri-City at the start of August. Strung together a 16 1/3 scoreless innings streak over 5 outings August 7-24.

**Career Notes:** Has converted 8 of 9 save chances. Owns a 1.02 WHIP and 3.81 K-to-BB ratio.

**College Notes:** As a senior, went 5-4 with a 2.29 ERA in 19 games (11 starts) for the Colonels, earning All-Southland Conference Honorable Mention.

YEAR	CLUB	W-L	ERA	G	GS	CG	SO	SV	IP	H	R	ER	BB	K
2015	Greeneville (R)	2-0	0.75	7	2	0	0	1	24.0	16	2	2	1	16
	Tri-City (A)	1-0	3.20	7	3	0	0	0	25.1	20	10	9	8	24
2016	Quad Cities (A)	1-0	0.87	9	0	0	0	1	20.2	11	2	2	4	19
	Lancaster (A)	4-1	4.43	27	0	0	0	6	44.2	45	22	22	12	34
	Corpus Christi (AA)	0-0	0.00	4	0	0	0	0	8.1	7	0	0	2	10
	<b>Career Totals</b>	<b>8-1</b>	<b>2.56</b>	<b>54</b>	<b>5</b>	<b>0</b>	<b>0</b>	<b>8</b>	<b>123.0</b>	<b>99</b>	<b>36</b>	<b>35</b>	<b>27</b>	<b>103</b>





## DEAN DEETZ RHP

**BORN** November 29, 1993 in Nixa, MO

**OPENING DAY AGE** 23

**HEIGHT** 6'1

**WEIGHT** 197

**BATS** Right

**THROWS** Right

**RESIDES** Nixa, MO

**COLLEGE** Northeastern Oklahoma A&M

**ACQUIRED** Selected in the 11th round of the 2014 draft

**Career Highlights: 2016** – Ranked among Lancaster's leaders in wins (T-3rd), starts (T-3rd), innings pitched (4th) and strikeouts (5th). Opened the year by posting a 2-0 record, 2.63 ERA and .190 opponent batting average in 5 appearances (4 starts) April 7-May 3. Capped this run by holding Inland Empire to 1 hit and 2 runs over 5 innings of work. Next victory came May 27 vs. High Desert, surrendering 1 unearned run in 6 frames. Thru 5 July outings (4 starts), went 2-2 with a 3.91 ERA and .214 opponent batting average. Also averaged 10.2 strikeouts per 9 innings. Saddled with a loss July 9 at Inland Empire despite permitting 3 runs (2 earned) in a season-high 7 frames. Won at Bakersfield July 29 after tossing 6 innings of 1-run ball. Held Modesto to 3 runs and 5 hits over 5 innings August 4. Engaged the 66ers on August 11 and registered first career save, striking out 2 in a perfect 9th. Completed JetHawks tenure by striking out 7 in a 3-inning start at Lake Elsinore on August 21. Went 5-5 with a 4.58 ERA and .246 opponent average (9 HR) as a starter. Excelled out of the bullpen, allowing 5 earned runs in 16 2/3 innings for a 2.70 ERA. The California League managed a .221 batting average (0 HR) during his relief assignments. Blanked San Antonio over 6 innings in both of this Texas League starts. Matched career-high with 9 strikeouts August 28 and yielded just 1 hit September 3 at Wolff Stadium. Pitched against Midland in Game 2 of the TL South Division Series, allowing 3 runs on 1 hit and 4 walks (1 IBB) in 1 1/3 innings.

**2015** – Polished off a 9-3 record and 1.70 ERA in 14 games (11 starts) for Tri-City and Quad Cities. Registered a 0.97 WHIP and faced 262 batters while allowing only 1 home run. Joined the ValleyCats in late-June after beginning the season in extended spring training. First action was a June 21 start at Connecticut. Tagged with the loss despite holding the Tigers to 1 unearned run over 5 frames. Picked up 3 victories after pitching shutout ball in 3 consecutive assignments (13 1/3 IP) July 1-12. Made Midwest League debut July 30 at Beloit, allowing 3 runs (2 ER) on 5 hits and 2 walks in 2 1/3 innings of relief. Proceeded to permit 2 total runs (1 ER) over his remaining 6 Quad Cities assignments – all starts. This run covered 27 innings and earned him River Bandits Pitcher of the Month for August. His 0.33 August ERA was the lowest among all full-season minor leaguers. Lone loss was at Fort Wayne on August 12 when he 1-hit the TinCaps over 5 innings. Struck out 9 and walked 2 in 7 hitless innings August 24 vs. Clinton. LumberKings eventually managed a 1-out, 9th-inning single in an 18-0 River Bandits romp. The two-time Midwest League Pitcher of the Week ended the regular season with a 22-inning scoreless streak.


**Career Notes:** 63% of his outs (via batted balls) have occurred on the ground. Strikeout-per-9 IP rate has risen from 7.1 to 8.8 over the past 2 campaigns.

**College Notes:** Teammates with Corpus Christi outfielder Ramon Laureano at Northeastern Oklahoma A&M in Miami, OK. Both signed by Astros scout Jim Stevenson.

YEAR	CLUB	W-L	ERA	G	GS	CG	SO	SV	IP	H	R	ER	BB	K
2014	Greeneville (R)	2-4	8.88	13	5	0	0	0	25.1	30	29	25	19	24
2015	Tri-City (A)	4-2	2.86	7	5	0	0	0	28.1	22	12	9	10	21
	Quad Cities (A)	5-1	0.76	7	6	0	0	0	35.1	17	5	3	13	29
2016	Lancaster (A)	6-5	4.24	23	16	0	0	1	93.1	86	58	44	45	86
	Corpus Christi (AA)	2-0	0.00	2	2	0	0	0	12.0	7	0	0	2	17
	<b>Career Totals</b>	<b>19-12</b>	<b>3.75</b>	<b>52</b>	<b>34</b>	<b>0</b>	<b>0</b>	<b>1</b>	<b>194.1</b>	<b>162</b>	<b>104</b>	<b>81</b>	<b>89</b>	<b>177</b>







## JACOB DORRIS RHP

**BORN** March 24, 1993 in Weatherford, TX

**OPENING DAY AGE** 24

**HEIGHT** 6'2

**WEIGHT** 165

**BATS** Right

**THROWS** Right

**RESIDES** Weatherford, TX

**COLLEGE** Texas A&M – Corpus Christi

**ACQUIRED** Signed as a non-drafted free agent in June 2015

**Career Highlights: 2016** – Went 2-0 with a 3.32 ERA in 38 appearances for Quad Cities, Lancaster and Corpus Christi. Ranked 4th in the Astros system in saves, converting all 14 opportunities. Fanned 92 batters against 27 walks in 62 1/3 innings, averaging 3.41 Ks for every free pass and 13.3 strikeouts per 9 innings. Registered a 1.27 WHIP and surrendered 7 home runs. Opened the year with Quad Cities of the Midwest League. Earned the victory on April 20 after blanking Wisconsin over 3 1/3 innings. Carried a 2.00 ERA and .133 opponent batting average into his final River Bandits appearance – May 2 at Great Lakes. The Loons landed 3 runs on 7 hits in his 1 2/3 frames. Permitted 4 runs (3 ER) thru 1 1/3 innings in California League debut May 10 at Rancho Cucamonga. Kept the opposition off the scoreboard in 4 consecutive outings May 20-June 1, totaling 8 2/3 IP. Ignited surge by striking out a career-high six batters over a 4-inning performance May 20 at High Desert. Matched the K total in 2 2/3 innings vs. Modesto. Did not allow a run in 5 consecutive assignments July 2-16. During this stretch, authored 4 saves and struck out 14 against 3 walks and 3 hits in 9 innings. Limited the hitter-friendly California League to a .224 batting average. Earned a save in his official Texas League debut August 7 at Midland, hurling a pair of shutout innings. Ended regular year with six straight scoreless appearances (7 IP). Struggled with men on base, allowing 5 of 6 inherited runners to score. Charged with 4 unearned runs in 1 2/3 postseason frames. Went 1-1 with a 3.38 ERA in 8 games for the Glendale Desert Dogs of the Arizona Fall League. Struck out 15 and walked 10 over 8 AFL innings.

**2015** – Made 18 appearances between Greeneville, Tri-City and Quad Cities, logging a 0.98 ERA and 0.76 WHIP. Penned 37 strikeouts against 9 walks and 12 hits in 27 2/3 frames. Went 6-for-7 in save chances. Began pro career in the Appalachian League where 5 of his 6 appearances were of the scoreless variety. Did not allow a run in 7 of 8 New York-Penn League outings. Joined the River Bandits on August 27 and finished the regular year by spinning 7 scoreless innings over 4 appearances. Worked a perfect 8th in Game 1 of the Midwest League Western Division Semifinal against Cedar Rapids. Was then shipped to Midland to aid the Hooks with their postseason run. Allowed 1 run on 3 walks and a hit batsman while recording 2 outs in Game 3 of the Texas League South Division Series.

**Career Notes:** Owns a 1.11 WHIP and averages 12.9 strikeouts per 9 innings. Is 21 of 22 in save opportunities.

**College Notes:** Established Islanders records in appearances (101) and saves (31) in 4-year tenure. Racked up 148 strikeouts (121 IP), which slots 7th on the school's all-time list.

YEAR	CLUB	W-L	ERA	G	GS	CG	SO	SV	IP	H	R	ER	BB	K
2015	Greeneville (R)	0-0	0.84	6	0	0	0	0	10.2	4	1	1	6	13
	Tri-City (A)	0-0	1.80	8	0	0	0	6	10.0	5	2	2	2	15
	Quad Cities (A)	1-0	0.00	4	0	0	0	1	7.0	3	0	0	1	9
2016	Quad Cities (A)	1-0	4.22	7	0	0	0	0	10.2	11	5	5	5	11
	Lancaster (A)	1-0	3.43	23	0	0	0	10	42.0	34	20	16	21	65
	Corpus Christi (AA)	0-0	1.86	8	0	0	0	4	9.2	7	2	2	1	16
<b>Career Totals</b>		<b>3-0</b>	<b>2.60</b>	<b>56</b>	<b>0</b>	<b>0</b>	<b>0</b>	<b>21</b>	<b>90.0</b>	<b>64</b>	<b>30</b>	<b>26</b>	<b>36</b>	<b>129</b>





## BROCK DYKXHOORN RHP

**BORN** July 2, 1994 in Goderich, Ontario, CAN

**OPENING DAY AGE** 22

**HEIGHT** 6'8

**WEIGHT** 254

**BATS** Right

**THROWS** Right

**RESIDES** Delhi, Ontario, CAN

**COLLEGE** Central Arizona College

**ACQUIRED** Selected in the 6th round of the June 2014 draft

**Career Highlights: 2016** – Tied for 3rd among Astros farmhands in wins. Also, tied for 4th in the system in starts and slotted 5th in innings pitched. Owned the best winning percentage (.714) among California League Pitchers. Tied for 4th in the circuit in victories, and averaged 2.40 walks per 9 innings, which ranked 5th among CL starters. Surrendered 21 home runs, the 3rd-highest total in the league. Tabbed Lancaster Pitcher of the Month for April, going 1-0 with a 2.29 ERA in 4 assignments (3 starts). Struck out 15 and walked 3 in 19 2/3 frames, holding the loop to a .276 average and 1 home run. Won 3 consecutive appearances (2 starts) May 13-24, permitting 2 earned runs over 15 innings. Hurlled a career-high 8 innings while allowing 2 runs in a June 29 triumph at High Desert. Logged a 9.71 ERA while the opposition batted .331 with 12 home runs over 6-start stretch July 5-August 7. Modesto landed the final blow of this slide, plating 10 runs on 10 hits (4 homers) in his 5-inning August 7 outing. Rebounded by going 3-0 with a 2.19 ERA in 4 starts to close out the year. Earned Cal League Pitcher of the Week honors after striking out a season-high 8 batters over 7 shutout innings August 31 vs. Rancho Cucamonga, his final regular-season appearance. Struggled at Lancaster's hitter-friendly ballpark, yielding a 5.85 ERA and 17 home runs in 15 games. Featured a 3.72 ERA and permitted 4 home runs in 9 road assignments. Left-handed batters posted a .326-12-43 line while righties batted .255 with 9 dingers and 33 RBIs. Went 0-1 with a 6.00 ERA and .314 opponent batting average (4 HR) in 2 playoff starts.

**2015** – Led Quad Cities in wins and strikeouts, and tied for 1st in starts. Also, slotted 2nd on the team in innings pitched. Excelled in April, going 2-1 with a 1.93 ERA and .206 opponent batting average in 4 games (3 GS). Earned a victory May 23 vs. Peoria after tossing 4 shutout frames of relief. Matched career-high by striking out 10 batters in a 6-inning triumph June 12 opposite Lansing. Hurlled 7 scoreless frames to beat Peoria July 2. Did not allow a run in back-to-back starts July 26 and August 2, going 5 innings each time out. In the latter performance, struck out 8 of the 17 Wisconsin hitters he faced. Made only 3 appearances (2 GS) in July, but boasted a 1.84 ERA and .189 batting average against. Lost August 9 to Dayton despite spinning 7 innings of 2-run ball. In 10 2nd-half assignments (54 1/3 IP), struck out 38 while issuing only 8 walks. Featured a 2.92 ERA at home compared to a 5.13 mark on the road. Received a no-decision in Game 2 of the Midwest League Quarterfinals. Held Cedar Rapids to 1 unearned run on 4 hits and 2 walks while striking out 6 in 6 2/3 frames.


**2014** – Averaged 10.3 strikeouts per 9 innings in first pro campaign. Authored a 1.50 ERA and .177 opponent batting average in final 5 assignments. Earned the victory and was named Appalachian League Pitcher of the Week after striking out 10 batters over 5 innings August 25. Bluefield managed only 1 unearned run, 4 hits and 1 walk in what was his final outing of the season.

**Career Notes:** Has surrendered 31 home runs for a rate of 1.1 per 9 innings. Averaged 3.40 strikeouts per walk. Selected in the 20th round of the June 2012 draft out of St. Anne's Secondary School in Clinton, Ontario.

YEAR	CLUB	W-L	ERA	G	GS	CG	SO	SV	IP	H	R	ER	BB	K
2014	Greeneville (R)	3-3	4.31	12	4	0	0	0	31.1	30	17	15	8	36
2015	Quad Cities (A)	8-5	3.88	22	18	0	0	0	109.0	100	52	47	26	94
2016	Lancaster (A)	10-4	5.02	24	21	0	0	0	123.2	142	81	69	31	91
	<b>Career Totals</b>	<b>21-12</b>	<b>4.47</b>	<b>58</b>	<b>43</b>	<b>0</b>	<b>0</b>	<b>0</b>	<b>264.0</b>	<b>272</b>	<b>150</b>	<b>131</b>	<b>65</b>	<b>221</b>







## KENT EMANUEL LHP

BORN June 4, 1992 in Woodstock, GA

OPENING DAY AGE 23

HEIGHT 6'4

WEIGHT 225

BATS Left

THROWS Left

RESIDES Woodstock, GA

COLLEGE North Carolina

ACQUIRED Selected in the 3rd round of the June 2013 draft

**Career Highlights: 2016** – Won season debut May 27 vs. Northwest Arkansas by tossing 5 innings of 1-run ball. Logged a 2.76 ERA and .206 opponent batting average in first 6 assignments (5 starts). Tagged for 6 runs on 8 hits (1 HR) in 2 innings July 9 at Tulsa. Responded by hurling 7 shutout frames July 18 at Midland. Retired 13 of the final 14 men he faced en route to the victory. Naturals got to him for 8 runs on 10 hits (2 HR) in 1 1/3 frames August 17 at Arvest Ballpark. In next start, held the Hounds to 2 runs (1 ER) on 5 hits over 6 1/3 innings. Dispatched 16 of the final 19 batters he faced to cement the triumph. Beat San Antonio in final regular-season start, allowing 2 runs on 6 hits (1 HR) and 2 walks while striking out 8 in 5 frames September 4 at Wolff Stadium.

**2015** – Earned the Opening Day start at Springfield, allowing 3 runs on 7 hits in 3 2/3 innings. Won April 21 after blanking Tulsa over 5 frames. Final appearance was April 27 at Midland. Underwent Tommy John surgery in June.

**2014** – Went a combined 9-7 with a 4.21 ERA in 27 games (18 starts) between Lancaster and Quad Cities in first full pro season. Allowed more than 1 earned just once in 6 outings for the River Bandits. Held right-handed hitters in the Midwest League to a .221 (15-for-68) batting average. Went either 3 or 4 innings in all QC appearances. Promoted to Advanced-A Lancaster after start April 30 against Clinton. Roughed up for 5 earned runs on 7 hits and 2 walks in 4 2/3 innings in JetHawks debut, May 4 against San Jose. Picked up a win in 3 straight appearances July 12-27, allowing 2 ER in 16 innings during stretch. Won 6 of 7 decisions July 12-August 24, never yielding more than 3 ER. August 6 at Modesto tossed a career-high 8 frames, limiting the Nuts to 1 earned run on 6 hits with 1 strikeout. Allowed 5 R or more 7 times for the JetHawks, with 6 of the occurrences at Lancaster's hitter-friendly home ballpark, "The Hangar." At home went 2-4 with a 7.21 ERA, while going 7-1 with a 2.62 ERA on the road. Used out of the bullpen on 7 occasions and posted a 2.42 ERA, while he went 7-5 with a 5.33 ERA as a starter.


**2013** – First pro appearance was August 3 at the GCL Phillies. Threw 2 shutout innings and allowed 2 hits. Lefties went just 1-for-11 against him in the GCL.

**Career Notes:** Averages 2 free passes per 9 innings and features a 3.28 strikeout-to-walk ratio.

**College Notes:** As a junior in 2013, named ACC Pitcher of the Year, a Louisville Slugger First-Team All-American, a Perfect Game and ABCA Second-Team All-American, and an NCBWA Third-Team All-American after he went 10-3 with a 2.11 ERA in 14 starts plus 1 relief appearance. He walked 12 and fanned 60 in 69.2 innings. As a sophomore in 2012 named a Louisville Slugger Third-Team All-American. Went 8-4 with a 1.96 ERA in 17 games, 16 starts. Was a Baseball America Freshman All-American in 2011, appearing in 20 games with 16 starts. Went 9-1 and posted a team-low 2.33 ERA, plus 2 complete games. Drafted by Pittsburgh in the 17th round of the 2010 draft out of high school.

YEAR	CLUB	W-L	ERA	G	GS	CG	SO	SV	IP	H	R	ER	BB	K
2013	GCL Astros (R)	0-0	0.00	4	4	0	0	0	9.0	6	0	0	2	8
2014	Quad Cities (A)	0-2	2.45	6	4	0	0	0	22.0	20	12	6	4	17
	Lancaster (A)	9-5	4.59	21	14	0	0	2	102.0	111	55	52	19	76
2015	Corpus Christi (AA)	1-1	3.68	4	2	0	0	0	14.2	21	8	6	5	5
2016	Corpus Christi (AA)	6-4	5.23	17	16	0	0	1	82.2	97	51	48	20	58
	<b>Career Totals</b>	<b>16-12</b>	<b>4.38</b>	<b>52</b>	<b>40</b>	<b>0</b>	<b>0</b>	<b>3</b>	<b>230.1</b>	<b>255</b>	<b>126</b>	<b>112</b>	<b>50</b>	<b>164</b>





## DREW FERGUSON OF

**BORN** August 3, 1992 in Knoxville, TN

**OPENING DAY AGE** 22

**HEIGHT** 5'11

**WEIGHT** 185

**BATS** Right

**THROWS** Right

**RESIDES** Knoxville, TN

**COLLEGE** Belmont University

**ACQUIRED** Selected in the 19th round of the June 2015 draft

**Career Highlights: 2016** – Hit .315 with 84 runs, 29 doubles, 3 triples, 17 home runs and 76 RBIs in 105 games for Lancaster and Corpus Christi. Stole 30 bases in 39 attempts. Reached base safely in 45 of final 47 games. His .408 composite on-base average was 9th-best among full-season minor leaguers. Tied for 2nd in the Astros system in RBIs, and ranked 3rd in batting average. Spent the bulk of the season in the California League where he paced the circuit with a .410 on-base percentage. Also, slotted 3rd in the league in slugging (.531) and batting average. Reached base safely in final 33 Lancaster assignments. During the run, which began on July 4, batted .409 with 9 home runs, 43 RBIs and 34 runs scored. It was the longest on-base stint in the Cal League. This includes an 18-game hit string, which stretched from July 26 to his promotion to Corpus Christi. The JetHawks' August Player of the Month posted a .466-7-29 line during the streak. Plated 5 runs on a pair of doubles May 16 opposite Lake Elsinore. Was 4-for-4 with 2 runs, 2 doubles, 1 homer and 2 RBIs July 28 at Bakersfield. Authored a career-best 6 RBIs via 2 home runs August 5 against Modesto. Went 9-for-15 (.600) with 6 runs, 1 double, 3 home runs and 10 RBIs in final 4 games with Lancaster. Made Texas League debut August 20 and proceeded to record a hit in 11 of 14 Hooks games in which he had an at-bat. Enjoyed a 3-hit game and clubbed a 2-run home run August 26 vs. Midland. Scored 4 times on 3 walks and a solo homer September 3 at Wolff Stadium in San Antonio. Notched 5 hits, including 2 doubles and a triple, while plating a pair in 4 postseason games.


**2015** – Batted .297 with 36 runs, 16 doubles, 4 homers, 27 RBIs and 11 steals in 61 games between Tri-City and Quad Cities. Made pro debut with the Valley Cats on June 20. After a slow start, batted .432 with 12 runs, 5 doubles, 3 home runs, 5 RBIs and a 1.322 OPS in final 11 games for Tri-City. Was honored as New York-Penn League Player of the Week for June 30-July 5. In mid-July, was promoted to the Midwest League where he hit safely in 12 of his first 13 assignments. Drove in 4 runs July 20 vs. Cedar Rapids. Went 2-for-6 with a walk during the playoffs.

**Career Notes:** Features a .392 on-base average and .498 slugging percentage. Has manned all 3 outfield positions: 61 GM in LF, 49 GM in RF and 8 GM in CF. Swiped 41 bases in 55 attempts

**College Notes:** As a senior in 2015, ranked among NCAA leaders in runs (72, 4th), doubles (26, 5th), total bases (159, 5th), hits (92, 7th), slugging percentage (.685, 7th) and batting average (.397, 10th). Graduated with honors in May 2015, earning the Belmont University Presidential Scholar-Athlete of the Year Award. The 2-time All-Ohio Valley Conference selection departed Nashville as the Bruins' career leader in runs (165), doubles (57), homers (24), total bases (363) and walks (93).

YEAR	CLUB	AVG	G	AB	R	H	2B	3B	HR	RBI	BB	K	SB
2015	Tri-City (A)	.328	17	58	13	19	6	0	3	6	8	4	1
	Quad Cities (A)	.287	44	174	23	50	10	1	1	21	16	32	10
2016	Lancaster (A)	.313	90	326	70	102	25	2	14	69	45	82	28
	Corpus Christi (AA)	.327	15	52	14	17	4	1	3	7	6	13	2
	<b>Career Totals</b>	<b>.308</b>	<b>166</b>	<b>610</b>	<b>120</b>	<b>188</b>	<b>45</b>	<b>4</b>	<b>21</b>	<b>103</b>	<b>75</b>	<b>131</b>	<b>41</b>





## RILEY FERRELL RHP

**BORN** October 18, 1993 in College Station, TX

**OPENING DAY AGE** 22

**HEIGHT** 6'2

**WEIGHT** 200

**BATS** Right

**THROWS** Right

**RESIDES** College Station, TX

**COLLEGE** Texas Christian

**ACQUIRED** Selected in the third round of the June 2015 draft

**Career Highlights: 2016** – Did not allow a run in first 7 assignments. Final appearance was an April 30 loss at Lake Elsinore, yielding 2 runs on 3 hits in 1 1/3 innings. Missed remainder of the season after undergoing surgery to repair an aneurysm in throwing shoulder. Entered the year as Houston's No. 12 prospect per MLB.com. His slider was rated the best in the system in Baseball America's annual tools survey.

**2015** – Made pro debut June 29 vs. Beloit and allowed 1 run on 2 hits in an inning. Allowed just 1 earned run the rest of the season, on July 19 against Cedar Rapids. Picked up lone save on July 29 at Beloit, tossing 2 scoreless frames with 1 walk and 2 strikeouts. Finished the campaign by going his last 6 appearances without giving up an earned run. Did not allow an earned run in 5 road outings. Right-handed batters hit .103 against him (3-for-29).

**College Notes:** Left TCU as its career leader in saves (32) and third in appearances (86). Horned Frogs went 64-22 in games he pitched in his career and went to the College World Series in '14 and '15. As a junior in 2015, pitched in 32 games and went 1-3 with a 2.56 ERA and 14 saves. He fanned 53 and walked 20 in 31 2/3 innings pitched, while holding opponents to a .099 batting average. Named a First Team All-American by the NCBWA, Second Team by Louisville Slugger and Perfect Game, and Third Team by ACBA. Also earned First-Team All-Big 12 honors after he led the conference and ranked 11th nationally in saves. Was on the watch list for the Golden Spikes Award and National Pitcher of the Year. Finished the regular season with a 0.68 ERA. Struggled in the postseason, posting a 9.64 ERA in 5 appearances. Took loss against Baylor May 20 in the Big 12 Tournament, walking 3 and throwing 2 wild pitches. Also lost against NC State in the NCAA Regional May 30 when he allowed 2 earned runs in the ninth inning. Made two hitless appearances at the College World Series, against LSU and Vanderbilt, tossing a combined 3 innings with 1 walk and 8 strikeouts. As a sophomore in 2014, set the school single-season record with 15 saves and went 3-1 with a 0.79 ERA in 31 appearances. He walked 14 and struck out 70 in 45 1/3 innings, averaging 13.9 K-per-9 IP. Second Team All-American by Perfect Game and Third Team by NCBWA, as well as First Team All-Big 12. Allowed a run in just 4 of 31 outings. Pitched in 23 games as a freshman in 2013 and went 0-2 with a 2.20 ERA and 3 saves. Named All-Big 12 Freshman Team.

YEAR	CLUB	W-L	ERA	G	GS	CG	SO	SV	IP	H	R	ER	BB	K
2015	Quad Cities (A)	0-0	1.08	12	0	0	0	1	16.2	10	3	2	13	17
2016	Lancaster (A)	0-1	1.80	8	0	0	0	4	10.0	9	3	2	2	14
	<b>Career Totals</b>	<b>0-1</b>	<b>1.35</b>	<b>20</b>	<b>0</b>	<b>0</b>	<b>0</b>	<b>5</b>	<b>26.2</b>	<b>19</b>	<b>6</b>	<b>4</b>	<b>15</b>	<b>31</b>





## MICHAEL FREEMAN LHP

**BORN** October 7, 1991 in Tulsa, OK

**OPENING DAY AGE** 25

**HEIGHT** 6'8

**WEIGHT** 235

**BATS** Right

**THROWS** Left

**RESIDES** Broken Arrow, OK

**COLLEGE** Oklahoma State

**ACQUIRED** Selected in the 7th round of the June 2015 draft

**Career Highlights: 2016** – Tied for the most appearances on Corpus Christi's pitching staff. Excelled against left-handed hitters (.213 BAA) and had trouble against righties (.405 BAA). Provided length, completing 2 innings or more in 17 of his appearances. Began season with 2 consecutive scoreless outings (3 IP) and picked up a win on April 11 vs. Springfield. Converted both of his 2 save chances, going 3 innings (2 ER) on May 2 at Frisco and throwing 3 scoreless frames on June 26 at Frisco. Best month was June (2.63 ERA, 13 2/3 IP), which included back-to-back scoreless outings on June 11 vs. San Antonio (3 IP, 0 R) and June 15 at Frisco (2 1/3 IP, 0 R). Struggled after the All-Star break, allowing 27 ER in 15 IP (16.20 ERA) and held a .403 BAA. Faced 1 batter during postseason in Game 3 of TLDS and recorded a strikeout.

**2015** – Made pro debut on June 26 with Quad Cities. Did not allow an earned run in 5 of 8 Midwest League appearances. Notched a victory July 17 at Wisconsin after striking out 4 over 2 1/3 scoreless innings. Blanked the opposition in final 2 River Bandits appearances, totaling 4 1/3 frames. Joined Lancaster on August 5, yielding a solo home run in 1 1/3 innings vs. Bakersfield. Did not allow a run in his remaining 6 California League assignments (17 IP), going 2-for-2 in save chances. Debuted with the Hooks on September 5 at San Antonio. Worked 2 scoreless innings for Corpus Christi during the postseason.

**College Notes:** Tabbed the 2015 Big 12 Pitcher of the Year, going 10-3 with a 1.31 ERA and 4 complete games for the Cowboys. Struck out 97 batters in 109 2/3 innings. Became the 3rd player in Big 12 history to win Pitcher of the Week honors on 4 occasions. Only pitched 14 2/3 frames as a junior after transferring from Eastern Oklahoma State College. Attended Bishop Kelley High School in Tulsa, the alma mater of Dallas Keuchel.

YEAR	CLUB	W-L	ERA	G	GS	CG	SO	SV	IP	H	R	ER	BB	K
2015	Quad Cities (A)	1-1	1.50	8	0	0	0	0	18.0	15	7	3	6	14
	Lancaster (A)	1-0	0.49	7	0	0	0	2	18.1	5	1	1	8	19
	Corpus Christi (AA)	0-0	4.50	2	0	0	0	0	2.0	3	1	1	1	1
2016	Corpus Christi (AA)	3-4	7.19	37	0	0	0	2	56.1	79	50	45	36	29
	<b>Career Totals</b>	<b>5-5</b>	<b>4.75</b>	<b>54</b>	<b>0</b>	<b>0</b>	<b>0</b>	<b>4</b>	<b>94.2</b>	<b>102</b>	<b>59</b>	<b>50</b>	<b>51</b>	<b>63</b>





## ALEJANDRO GARCIA OF

**BORN** December 18, 1990 in Sagua la Grande, Cuba

**OPENING DAY AGE** 25

**HEIGHT** 5'10

**WEIGHT** 190

**BATS** Right

**THROWS** Right

**RESIDES** Tenares, DR

**ACQUIRED** Signed as a non-drafted free agent in July 2015

**Career Highlights: 2017** – Eared a non-roster invite to big league camp.


**2016** – Hit .291 with 15 doubles, 1 triple, 3 home runs, 35 RBIs and 16 stolen bases in 94 games between Lancaster, Corpus Christi and Fresno. Following a slow start, batted .319 with 4 doubles and 10 RBIs in final 18 assignments with the JetHawks. This run began April 23 at High Desert when he went 3-for-5 and drove in 3 runs. Promoted to the Texas League in late May, recording 2 hits in each of his first 3 games with the Hooks. Collected 6 RBIs in a 3-contest stretch June 9-11. Hit safely in 8 of 9 games July 1-13, raising his Texas League batting average from .273 to .299. His final 2 home runs came against San Antonio, going deep July 27 at Wolff Stadium and August 1 at Whataburger Field. Recorded 3 hits in 4 at-bats August 10, his penultimate game with Corpus Christi. Notched at least 1 hit in 14 of his 15 Pacific League starts. Totaled 6 hits in 8 at-bats September 2-3 at Sacramento. Scored 3 runs in 2nd game of the sequence. Batted .474 against left-handed pitching as a member of the Grizzlies. Played in 6 contests for the Glendale Desert Dogs of the Arizona Fall League.

**2015** – Boasted a multi-hit performance in 7 of his 14 Dominican Summer League assignments. Belted a home run August 5 as part of a 5-for-5 showing.

**Career Notes:** Hit .261 w/ 6 doubles, 4 triples and 16 RBIs in 145 games over 3 campaigns with Villa Clara of Cuba's National Series.

YEAR	CLUB	AVG	G	AB	R	H	2B	3B	HR	RBI	BB	K	SB
2015	DSL Astros (R)	.483	14	60	10	29	4	3	1	9	1	5	3
2016	Lancaster (A)	.265	26	98	10	26	4	1	0	11	3	15	6
	Corpus Christi (AA)	.271	51	192	24	52	9	0	3	20	6	30	6
	Fresno (AAA)	.393	17	61	10	24	2	0	0	4	5	3	4
	<b>Career Totals</b>	<b>.319</b>	<b>108</b>	<b>411</b>	<b>54</b>	<b>131</b>	<b>19</b>	<b>4</b>	<b>4</b>	<b>44</b>	<b>15</b>	<b>53</b>	<b>19</b>

# MEDIA GUIDE 2017



## CONRAD GREGOR 1B

**BORN** February 27, 1992 in Carmel, IN

**OPENING DAY AGE** 25

**HEIGHT** 6'3

**WEIGHT** 225

**BATS** Left

**THROWS** Right

**RESIDES** Carmel, IN

**COLLEGE** Vanderbilt

**ACQUIRED** Selected in the 4th round of the June 2013 draft

**Career Highlights: 2016** – Ranked alongside Corpus Christi's leaders in walks (2nd), games (3rd), doubles (3rd), at-bats (5th) and home runs (T-5th). Averaged 6.59 plate appearances per strikeout, the 5th-lowest ratio in the Texas League. Owned the top fielding percentage (.994) among league first baseman. Committed only 5 errors in 862 total chances, and helped turned 66 doubles plays. Recorded the most putouts (815) by a TL first baseman. In the second half, batted .241 with 10 doubles, 2 triples, 6 homers and 26 RBIs. Tied the club record by coaxing 4 walks June 1 at Arkansas. Hit safely in 19 of 26 contests June 18-July 24, batting .305 with 10 doubles, 5 dingers and 20 RBIs. Plated 4 runs – 3 coming via a 6th-inning dinger – July 30 vs. Midland. Went 2-for-8 with 2 walks during the Texas League South Division Series.

**2015** – Finished 5th in the Texas League with 73 RBIs. Collected hits in 7 consecutive games April 21-29, hitting .393 (11-for-28). Put together a 6-game hitting streak May 2-7, in which he went 8-for-19 (.421) to raise batting average to a post-April high .310. Hit first home run May 27 at Northwest Arkansas in 149th at-bat and 41st game of the season. Went deep the next night as well. Posted a 4-hit night with a long ball and 4 RBIs June 15 at San Antonio in Game 2 of a twin bill. Named a Texas League Midseason All-Star after he hit .266 with 3 home runs and 33 RBIs in the first half. Hit a grand slam July 5 at Springfield. Homered in 3 straight games July 17-19, going 5-for-14 with 7 RBIs. Overall struggled in July, hit .203 with a .298 on-base percentage. A left-handed hitter, fared better against southpaws (.280) than right-handed pitching (.227). Walked in 12.7 percent of plate appearances. Started 101 games at first base and 23 as the designated hitter. Saw first ever pro action at third base in relief of rehabbing Astro Jed Lowrie July 27 against San Antonio and handled only chance cleanly.

**2014** – Hit .311 with 16 HR and 86 RBIs at 3 different stops. Started the year with Quad Cities and strung together 4 straight multi-hit games April 19-25, going 11-for-20 (.550). Hit in 12 of 13 games from May 8-24 at a .413 clip (19-for-46) to raise average from .259 to .305. Reached base safely in all 22 road games he played for the River Bandits, hitting .365 with a .461 OBP away from Modern Woodman Park. Posted multi-walk games 7 times in 44 contests. Hit .360 against left-handed pitching. Promoted to Lancaster May 27. Hit in 18 straight games from June 8-July 1, batting .387 with 17 RBIs and a .452 OBP. Also collected hits in 18 consecutive games at home June 2-July 6, hitting .437 with a .512 OBP. June 4 against Inland Empire went 5-for-5 with 3 runs, a home run and 4 RBIs. Had a monster June, hitting .396 with 6 HR and 25 RBIs. Drove in 5 runs July 17 against Visalia, going 4-for-5 with 3 runs scored and 2 home runs. Hit .397 with 10 of his 12 HR against right-handers. Batted .402 at home and .302 on the road. Promoted to Corpus Christi July 20. Hit safely in his first 4 games as a Hook July 21-24. Hit in 7 of 8 games August 12-23, going 11-for-26 to raise average from .230 to .287.

**2013** – Made pro debut June 17 against Vermont. Cracked first home run June 22 at Lowell. Finished 2nd in the New York-Penn League in games and walks, T-3rd in hits and 10th in hitting. Led circuit first basemen in fielding percentage (.995). Tabbed NYPL Player of the Week for August 5-12 after he hit .583 (14-for-24) with 8 RBIs. Average climbed each month: .235 in June, .259 in July, .324 in August and went 5-for-9 in September.

**Career Notes:** Has started 218 games at first base for Corpus Christi, the most in club history. Also stands among Hooks career leaders in walks (126, 2nd), at-bats (1,056, 3rd), RBIs (129, 3rd), doubles (51, T-3rd) and games (266, 4th). Selected out of high school by Chicago (AL) in 40th round of the 2010 draft.

**College Notes:** Named a Louisville Slugger Pre-Season All-American in 2013 and went on to hit .308 with 3 HR and 48 RBIs as a junior at Vanderbilt. In 2012 finished second on the team in hitting (.328) and led the way with a .463 slugging percentage. Led Commodores in hitting (.353) as a freshman in 2011 and was tabbed a Freshman All-American and Second Team All-SEC.

YEAR	CLUB	AVG	G	AB	R	H	2B	3B	HR	RBI	BB	K	SB
2013	Tri-City (A)	.289	74	270	36	78	12	1	4	35	37	43	2
2014	Quad Cities (A)	.298	44	161	26	48	13	1	1	28	28	34	0
	Lancaster (A)	.367	47	180	43	66	14	3	12	45	27	25	1
	Corpus Christi (AA)	.239	33	109	14	26	4	1	3	13	13	21	0
2015	Corpus Christi (AA)	.239	127	435	57	104	29	2	10	73	65	102	5
2016	Corpus Christi (AA)	.211	106	370	36	78	18	3	9	43	48	64	0
	<b>Career Totals</b>	<b>.262</b>	<b>431</b>	<b>1525</b>	<b>212</b>	<b>400</b>	<b>90</b>	<b>11</b>	<b>39</b>	<b>237</b>	<b>218</b>	<b>289</b>	<b>8</b>







## ANGEL HEREDIA RHP

**BORN** July 22, 1992 in Sabana Grande de Palenque, DR

**OPENING DAY AGE** 24

**HEIGHT** 6'1

**WEIGHT** 162

**BATS** Right

**THROWS** Right

**RESIDES** Sabana Grande de Palenque, DR

**ACQUIRED** Signed as a non-drafted free agent on April 20, 2012


**Career Highlights: 2016** – Averaged 13.5 strikeouts per 9 innings in 15 outings between Corpus Christi and Lancaster. Opened the year with the JetHawks, and pitched scoreless baseball in 4 of his final 5 California League games. Penned a 3.20 groundout-to-flyout ratio during his time with the JetHawks. Promoted to the Texas League in mid-May where he fanned 14.6 batters per 9 innings pitched. Did not return to action following a June 6 placement on the disabled list.

**2015** – Opened the year at the end of May with the River Bandits and finished the year by leading the club in saves, converting 13 of 15 opportunities. This total also ranked 2nd in the Astros system. Averaged 9.7 strikeouts per 9 innings. Pitched scoreless ball in 11 of his first 12 appearances, going 3-1 and 4-for-4 in save chances. Limited Midwest League hitters to a .107 average during this stretch. Fanned 5 and walked 2 over a season-high 4 shutout innings June 29 vs. Beloit. In next appearance, worked 3 2/3 scoreless innings at Peoria for the win. Earned a save at Burlington July 26 thanks to a pair of perfect frames. Fanned 3 of the 6 batters he faced. Reeled off 6 consecutive saves from August 16 to August 30, allowing 4 total runs in 7 2/3 innings. Right-handers batted at a .124 clip while lefties hit .217 with 2 home runs. Of the 13 runners he inherited, only 2 scored. Yielded 2 runs (1 ER) over 3 innings in a single postseason outing. Made 2 appearances for Toros del Este of the Dominican Winter League.

**2014** – Started the year in Mid-June with Greeneville. Permitted 3 runs on 4 hits over 1 1/3 innings vs. Elizabethton in season debut. Then surrendered only 2 earned runs for the balance of the regular season (14 GM, 25.1 IP), resulting in a 0.71 ERA. Struck out 5 batters in a game on 2 occasions, July 5 vs. Kingsport (2.2 IP) and July 31 vs. Johnson City (4.0 IP). Converted both save chances and averaged 9.4 strikeouts per 9 innings. Right-handers hit .169 with 1 home run while lefties batted at a .323 clip. Promoted to the New York-Penn League on August 15 and remained there for the rest of the season.

**Career Notes:** Owns a 1.12 WHIP and features a 10.3 K-per-9 IP ratio. Posted a 4-4 record, 2.29 ERA and 15 saves in 33 games for the DSL Astros from 2012-2013.

YEAR	CLUB	W-L	ERA	G	GS	CG	SO	SV	IP	H	R	ER	BB	K
2012	DSL Astros (R)	1-1	5.54	8	0	0	0	2	13.0	13	10	8	4	13
2013	DSL Astros (R)	3-3	1.18	25	0	0	0	13	38.0	31	11	5	15	46
2014	Greeneville (R)	4-1	1.69	15	0	0	0	2	26.2	21	7	5	7	28
	Tri-City (A)	0-0	3.38	5	0	0	0	0	8.0	5	3	3	5	8
2015	Quad Cities (A)	4-3	2.56	27	0	0	0	13	45.2	26	14	13	21	47
2016	Lancaster (A)	0-3	6.57	10	0	0	0	1	12.1	13	11	9	11	17
	Corpus Christi (AA)	0-0	2.92	5	0	0	0	0	12.1	14	4	4	3	20
<b>Career Totals</b>		<b>12-11</b>	<b>2.71</b>	<b>95</b>	<b>0</b>	<b>0</b>	<b>0</b>	<b>31</b>	<b>156.0</b>	<b>123</b>	<b>60</b>	<b>47</b>	<b>66</b>	<b>179</b>



## JOSE HERNANDEZ RHP

**BORN** May 1, 1995 in Mazatlan, MEX

**OPENING DAY AGE** 22

**HEIGHT** 6'0

**WEIGHT** 210

**BATS** Right

**THROWS** Right

**RESIDES** Mazatlan, MEX

**ACQUIRED** Signed as a non-drafted free agent in March 2015

**Career Highlights: 2016** – Went 6-5 with a 2.94 ERA in 24 games (21 starts) for Quad Cities and Lancaster. Ranked 4th in the Astros system in strikeouts, fanning 127 batters against 24 walks in 125 1/3 innings. Logged a 1.19 WHIP. Averaged 9.1 strikeouts per 9 innings and 5.3 Ks for every walk issued. Opened the year in the Midwest League where he carried a 5.20 ERA in first 9 assignments with the River Bandits. Named Quad Cities Pitcher of the Month for June, going 1-0 with a 1.00 ERA in 5 appearances (4 starts). Authored 30 strikeouts against 2 walks and 3 earned runs in 27 June frames. Dominated a June 14 start vs. Wisconsin, striking out 12 while permitting 1 hit and 1 walk over 7 shutout innings. Yielded 1 earned run in 37 innings over a 6-start stretch to close out River Bandits tenure. Hurlled 7 1-hit innings for a victory July 11 vs. Clinton. Capped this run by punching out a career-high 13 batters without issuing a free pass in 6 shutout frames during the nightcap of a July 16 doubleheader at Lake County. Lost California League debut July 25 despite holding Lake Elsinore to 3 runs on 5 hits in 6 1/3 innings. Picked up the "W" following a 12-strikeout, 6 2/3-inning performance August 6 opposite Modesto. Was the only Cal League pitcher to record a pair of complete games. Went the distance in Game 2 of an August 18 twin bill at High Desert, surrendering a pair of solo home runs over 7 frames en route to the triumph. Tamed the Mavericks with 7 scoreless innings for a victory August 24, becoming 1 of 3 Cal League pitchers to fashion a complete-game shutout in 2016. Ended regular year by fanning 8 batters thru 7 scoreless innings September 1 vs. Rancho Cucamonga. Was the winning pitcher in Game 2 of the California League Mini Series. Posted a 6.00 ERA in 2 postseason starts.

**2015** – Featured a 2-1 record and 3.35 ERA in 11 games (5 starts) for Greeneville and Tri-City. Logged a 10.0 K-per-9 IP rate and averaged 4.7 strikeouts per walk. Made pro debut with Greeneville by hurling a scoreless inning at Johnson City July 10. Earned first save July 23 vs. Bluefield, striking out 8 against 2 hits over 4 shutout innings. Notched a victory in next appearance, pitching 5 innings of 2-run ball July 28 at Bristol. Fired 4 shutout frames in New York-Penn League debut August 16 at Lowell.


**Career Notes:** Averages 9.3 strikeouts per 9 innings and owns a K/BB rate of 5.12 Has surrendered 10 home runs and boasts a 1.18 WHIP.

YEAR	CLUB	W-L	ERA	G	GS	CG	SO	SV	IP	H	R	ER	BB	K
2015	Greeneville (R)	1-1	2.11	6	3	0	0	1	21.1	16	5	5	4	25
	Tri-City (A)	1-0	4.96	5	2	0	0	0	16.1	18	9	9	5	17
2016	Quad Cities (A)	3-2	2.66	17	14	0	0	1	81.1	78	27	24	15	84
	Lancaster (A)	3-3	3.48	7	7	2	1	0	44.0	47	19	17	9	43
	<b>Career Totals</b>	<b>8-6</b>	<b>3.04</b>	<b>35</b>	<b>26</b>	<b>2</b>	<b>1</b>	<b>2</b>	<b>163.0</b>	<b>159</b>	<b>60</b>	<b>55</b>	<b>33</b>	<b>169</b>





# MEDIA GUIDE 2017



## BRIAN HOLMES LHP

**BORN** January 30, 1991 in Lawrenceville, GA

**OPENING DAY AGE** 26

**HEIGHT** 6'4

**WEIGHT** 213

**BATS** Left

**THROWS** Left

**RESIDES** Lawrenceville, GA

**COLLEGE** Wake Forest

**ACQUIRED** Selected in the 13th round of the June 2012 draft

**Career Highlights: 2017** – Earned a non-roster invite to Major League Spring Training.

**2016** – Opened the year in the Texas League where he averaged 9.1 strikeouts per 9 innings pitched. Surrendered 1 home run in each of his first 3 assignments (13.1 IP). Yielded just 2 long balls in remaining 8 Corpus Christi appearances (37.1 IP). Won 3 consecutive outings May 4-16. Finished this run by hurling 5 shutout frames at San Antonio. Lost May 29 against Northwest Arkansas despite spinning 6 innings of 2-run ball. Struck out a season-high 8 batters over 5 scoreless innings for a victory June 5 at Northwest Arkansas. Placed on the disabled list after a 3-inning performance June 12 vs. San Antonio. Returned to action in late July for a 3-game rehab stint in the Gulf Coast League. Permitted just a solo HR during his time with the GCL Astros. Saddled with the loss in Triple-A debut, Game 2 of an August 4 doubleheader at Las Vegas. Marked final appearances of the season.

**2015** – Went a combined 8-7 with a 4.26 ERA in 23 games (18 starts) for Lancaster and Corpus Christi. Struck out 115 and walked 39 in 101 1/3 innings pitched. Yielded runs in each of first 3 games (8 ER in 11 1/3 IP). In next 4 outings allowed just 5 hits in 19 scoreless innings to lower ERA to 2.37. Part of combined shutouts in the back-to-back appearances with the JetHawks. May 7 was relieved by Chris Cotton and Frederick Tiburcio in a 2-0 win at Stockton and May 13 relieved Edison Frias with 4 shutout frames in a 2-0 blanking at Visalia. Promoted to Corpus Christi May 15 and activated May 18. Picked up win in Hooks debut May 18 vs. San Antonio. Lights out in June, going 1-1 with a 2.14 ERA and .205 batting average against in 4 starts. Victimized by the long ball in the latter portion of his Texas League stay, giving up 11 home runs in 40 2/3 innings (2.43 HR-per-9 IP) over 9 games June 25-August 14. Failed to pitch past the fourth inning 4 times in an 8 start span July 8-August 14, in which he went 2-4 with an 8.90 ERA. Placed on disabled list August 16. Activated September 4. Made relief appearance September 4 vs. Frisco and allowed 1 hit and 1 walk with 2 strikeouts in 2 scoreless innings. Held left-handed hitters to a .232 average (22-for-95), while righties hit .323 (60-for-186) against him. Appeared in 1 playoff game out of the bullpen, throwing 2 shutout frames with 2 hits, 2 walks, and 3 strikeouts. Following the season pitched for Glendale in the Arizona Fall League, going 1-0 with a 1.12 ERA in 6 starts.


**2014** – Won in 3 straight outings July 29-August 10, yielding 3 earned runs in 17.0 innings pitched. In August 10 start, threw a season-best 8.0 innings, allowing 1 ER on 6 H. JetHawks Pitcher of the Month for August, going 2-1 with a 3.00 ERA in 5 games (4 starts). For the month he walked 6 and fanned 28 in 27.0 IP. In 10 starts posted a 6.11 ERA (36 ER in 53.0 IP), while he had a 2.10 mark in 10 relief appearances (8 ER in 34.1 IP).

**Career Notes:** Owns a strikeout-to-walk ratio of 3.20 and averages 9.1 K-per-9 IP. Has yielded 44 home runs (0.93 HR per 9 IP).

**College Notes:** As a junior in 2012 went 7-3 with a 2.83 ERA in 14 starts. Walked 49 and struck out 81 in 82.2 IP. Threw a no-hitter with a career-best 10 strikeouts against Marshall on March 5. Yielded 1 run in the no-no due to a pair of hit batters, a walk and a sacrifice fly. The no-hitter was the first for the Demon Deacons since March 2000. As a sophomore in 2011 went 3-4 with a 3.00 ERA in 15 games (11 starts). Played his freshman season at Young Harris JC in Georgia, where he went 4-2 with an 8.16 ERA in 13 games (8 starts).

YEAR	CLUB	W-L	ERA	G	GS	CG	SO	SV	IP	H	R	ER	BB	K
2012	Tri-City (A)	7-2	2.57	13	12	1	1	0	66.2	39	22	19	25	65
2013	GCL Astros (R)	0-0	0.00	3	3	0	0	0	10.1	3	0	0	2	17
	Quad Cities (A)	5-3	2.49	15	10	0	0	0	61.1	52	21	17	19	62
2014	Lancaster (A)	5-2	4.53	20	10	0	0	2	87.1	86	50	44	23	82
2015	Lancaster (A)	2-1	2.37	7	4	0	0	1	30.1	20	11	8	8	45
	Corpus Christi (AA)	6-6	5.07	16	14	0	0	0	71.0	82	45	40	31	70
2016	Corpus Christi (AA)	4-2	3.73	11	9	0	0	0	50.2	51	26	21	13	51
	GCL Astros (R)	0-0	1.17	3	3	0	0	0	7.2	8	1	1	2	5
	Fresno (AAA)	0-1	27.00	1	1	0	0	0	1.0	4	3	3	1	2
	<b>Career Totals</b>	<b>29-17</b>	<b>3.56</b>	<b>89</b>	<b>66</b>	<b>1</b>	<b>1</b>	<b>3</b>	<b>386.1</b>	<b>345</b>	<b>179</b>	<b>153</b>	<b>124</b>	<b>399</b>





## (DANIEL) MOTT HYDE IF

**BORN** March 10, 1992 in Resaca, GA

**OPENING DAY AGE** 25

**HEIGHT** 5'10

**WEIGHT** 193

**BATS** Right

**THROWS** Right

**RESIDES** Resaca, GA

**COLLEGE** Georgia Tech

**ACQUIRED** Selected in 26th round of the June 2014 draft

**Career Highlights: 2016** – Belted a solo homer and drove in both runs in the Hooks' Opening Day victory over Tulsa. Cracked 3 hits in 4 at-bats April 19 at Springfield. Missed a month of the season following an outfield collision May 16 at Wolff Stadium in San Antonio. Returned to action June 17 and clubbed a grand slam at Frisco's Dr Pepper Ballpark. Batted .304 with 6 runs scored, 1 double, 1 homer and 8 RBIs over a 12-game stretch June 17-July 6. Hit .316 with 7 runs, 4 doubles and 6 RBIs in 18 contests August 1-24. Batted .267 against lefties, compared to a .205 average opposite right-handers. Hit at a .265 clip with men in scoring position. In 50 games at shortstop, helped turn 19 double plays while committing 8 errors in 195 total chances for .959 fielding percentage. Logged a .967 FP (5 errors / 150 chances) in 38 appearances at second base, assisting with 18 twin-killings.

**2015** – Hit .304 with 77 runs scored, 40 doubles, 5 triples, 3 home runs and 67 RBIs in 124 games between Quad Cities and Lancaster. His double count led the Astros system and tied for 9th in Minor League Baseball. A Midwest League Midseason All-Star, began the year with the River Bandits. Hit safely in 24 of first 30 games, batting .343 with a .421 on-base percentage. Tabbed MWL Player of the Week April 27 to May 4, going 12-for-25 (.480) with 5 runs, 4 doubles, 1 triple and 4 RBIs. Worked 5 walks against 1 strikeout during this stretch. Notched a season-high 4 hits in 5 at-bats May 15 at Cedar Rapids. Clubbed first home run May 27 vs. Kane County, a solo shot in the 3rd inning of Quad Cities' 13-4 victory. Promoted to the California League in early June and batted .341 with 10 runs, 4 doubles, 1 triple and 11 RBIs in initial 10 games. Plated a season-high 4 runs, thanks to a pair of two-baggers, June 15 vs. Visalia. In 25 July contests, hit .395 with 11 doubles, 17 RBIs and a 1.067 OPS. Batted .444 and reached base at a .508 clip over a 15-game hit streak from July 29 to August 14. Went 10-for-21 (.476) over final 5 regular-season games. Divided the year between second base (74 GM) and shortstop (42 GM).

**2014** – Led Tri-City in games, at-bats, runs, doubles and triples (T-1st) while ranking 2nd on the club in hits and total bases (95). Paced the New York-Penn League with 15 sacrifice bunts. Went 2-for-3 with an RBI in pro debut June 13 vs. Connecticut. Logged 6 hits, 4 runs, 3 doubles and 4 RBIs in 12 at-bats over a 3-game stretch July 31-August 2. Appeared exclusively at shortstop sans for 1 start at second base.


**Career Notes:** Owns a .344 on-base percentage, and has 10 steals in 20 attempts.

**College Notes:** Hit .282 with 12 doubles and 35 RBIs during senior season with the Yellow Jackets. As a second baseman, helped set the school record and led the NCAA with 77 double plays. The third-team All-ACC pick earned a spot on the conference's All-Tournament Team. In 2013, hit .260 with a team-leading 18 doubles, 6 home runs and 32 RBIs. Named to the Nashville Regional All-Tournament team after batting .350 with 3 doubles and 2 RBIs. Notched a .350 on-base percentage during collegiate tenure. Played in 252 of Georgia Tech's 255 games over his 4-year career.

YEAR	CLUB	AVG	G	AB	R	H	2B	3B	HR	RBI	BB	K	SB
2014	Tri-City (A)	.254	70	244	35	62	18	3	3	31	23	51	3
2015	Quad Cities (A)	.292	50	178	31	52	16	1	1	18	27	38	1
	Lancaster (A)	.312	74	282	46	88	24	4	2	49	32	73	4
2016	Corpus Christi (AA)	.218	86	280	27	61	11	3	2	26	26	85	2
	<b>Career Totals</b>	<b>.267</b>	<b>280</b>	<b>984</b>	<b>139</b>	<b>263</b>	<b>69</b>	<b>11</b>	<b>8</b>	<b>124</b>	<b>108</b>	<b>247</b>	<b>10</b>







## JOSHUA JAMES RHP

**BORN** March 8, 1993 in Hollywood, FL

**OPENING DAY AGE** 24

**HEIGHT** 6'3

**WEIGHT** 210

**BATS** Right

**THROWS** Right

**RESIDES** Hollywood, FL

**COLLEGE** Western Oklahoma State College

**ACQUIRED** Selected in the 34th round of the 2014 June draft

**Career Highlights: 2016** – Tied for 5th in the Astros system in wins. Led Lancaster in victories and strikeouts while ranking 2nd on the club in starts and innings pitched. Averaged 9.9 strikeouts per 9 innings and 3.03 Ks per walk. Converted lone save chance April 29 at Lake Elsinore, permitting 1 walk while striking out 6 over 4 shutout innings. Delivered 5 scoreless frames and a victory in next appearance, a May 4 start at Inland Empire. Racked up 20 strikeouts and 3 walks in 13 innings over 3 assignments April 29-May 11. Named Lancaster Pitcher of the Month for May, going 2-1 with a 1.90 ERA and .198 opponent batting average. Won all 3 June decisions, registering a 2.67 ERA in 5 outings (4 starts). Punched out a career-best 11 batters in a 6-inning triumph June 14 at Rancho Cucamonga. Went 5-2 with a 3.02 ERA and .206 opponent batting average in 12 1st-half assignments. Owned 6.34 ERA and .324 batting average against in 2nd half. Pitched 5 innings of 1-run ball for a victory July 27 at Lake Elsinore. Beat Inland Empire August 9 after scattering 1 run and 7 hits over 6 innings of work. Ended the regular year by holding Rancho Cucamonga to 3 runs on 8 hits and 1 walk while striking out 7 in 5 1/3 frames. Did not fare well at Lancaster's hitter-friendly home park, going 2-2 with a 6.54 ERA. Polished off a 7-3 record and 3.72 ERA on the road. Overall, the California League batted .273 with 11 home runs. Had surrendered 2 home runs in 37 career appearances (574 at-bats) leading up to 2016.


**2015** – Led Astros farmhands and ranked 5th in the Midwest League in ERA. Paced the River Bandits in innings pitched, starts (T-1st), WHIP (1.23), opponent batting average (.237) and hit batsmen (16), while ranking 2nd on the club in wins and strikeouts. Surrendered 2 home runs in 431 at-bats, producing a groundout-to-flyout ratio of 1.20. Season debut was a 4-inning save April 13 vs. Clinton. Tossed 5 frames of 1-run ball in next appearance, a start April 18 vs. Kane County. Did not allow an earned run in next 3 outings, totaling 10 2/3 innings. Struck out 6 over 4 shutout frames May 23 vs. Peoria. Hurlled 7 scoreless innings, matched a season high with 7 strikeouts and yielded just 2 hits in the nightcap of a June 12 doubleheader vs. Lansing. Earned a victory in next assignment thanks to 4 shutout innings at Clinton. Named Quad Cities Pitcher of the Month for June, going 1-0 with a 2.14 ERA and .186 opponent batting average in 4 appearances. Went 5-2 with a 2.37 ERA in final 7 regular-season appearances (6 starts). Permitted 6 ER in last 6 starts for a 1.50 ERA. Includes August 29 vs. Peoria when he pitched a season-best 8 innings. In 18 total starts, posted a 4-4 record and 2.20 ERA. Won all 3 decisions in relief, authoring an ERA of 4.43. Lefties hit .273 and owned both home runs in 209 at-bats. Right-handers were held to a .203 batting average in 222 at-bats. Lost Game 1 of the playoffs despite allowing 2 earned runs over 5 innings of work.

**2014** – Fanned 10.2 batters per 9 innings while averaging 3 strikeouts for every walk issued. Struck out all 3 Elizabethton batters he faced in pro debut June 20. Turned in a scoreless performance in 5 of first 6 assignments, totaling 14 innings.

**Career Notes:** Averaging 2.66 strikeouts per walk and features a 1.17 GO/AO ratio.

YEAR	CLUB	W-L	ERA	G	GS	CG	SO	SV	IP	H	R	ER	BB	K
2014	Greeneville (R)	1-3	2.72	13	6	0	0	0	39.2	35	13	12	15	45
2015	Quad Cities (A)	7-4	2.63	24	18	0	0	1	116.1	102	43	34	41	89
2016	Lancaster (A)	9-5	4.81	23	19	0	0	1	110.1	120	64	59	40	121
	<b>Career Totals</b>	<b>17-12</b>	<b>3.55</b>	<b>60</b>	<b>43</b>	<b>0</b>	<b>0</b>	<b>2</b>	<b>266.1</b>	<b>257</b>	<b>120</b>	<b>105</b>	<b>96</b>	<b>255</b>





## RAMON LAUREANO OF

**BORN** July 15, 1994 in Santo Domingo, DR

**OPENING DAY AGE** 22

**HEIGHT** 5'11

**WEIGHT** 194

**BATS** Right

**THROWS** Right

**RESIDES** Santo Domingo, DR

**COLLEGE** Northeastern Oklahoma A&M

**ACQUIRED** Selected in the 16th round of the June 2014 draft

**Career Highlights: 2017** – Earned a non-roster invite to Major League Spring Training. Tabbed the No.8 prospect in the Houston system, according to MLB.com.

**2016** – Led Minor League Baseball with a .428 on-base percentage. Batted .319 with 89 runs, 28 doubles, 7 triples, 15 home runs and 73 RBIs in 116 games between Lancaster and Corpus Christi. The California League Postseason All-Star stole 43 bases in 57 attempts for a 75% success rate. Paced Houston farmhands in runs and steals while ranking 2nd in the system in batting average. Opened the year with Lancaster. Reached base in 16 of first 17 assignments, batting .322 with a .905 OPS. Hit .405 with 13 runs, 7 doubles, 7 RBIs, 13 walks and 9 stolen bases in 12 games May 4-18. First home run was a May 26 grand slam vs. Stockton. Belted 5 dingers in June. Featured a 14-game hit streak July 3-18, batting .519 with 17 runs, 6 doubles, 2 triples, 4 home runs and 14 RBIs. Tabbed California League Player of the Week July 11-17, going 15-for-23 (.652) with 6 doubles, 2 triples, 4 home runs and 11 RBIs. In July, hit .460 with a 1.350 OPS to earn Lancaster Player of the Month honors. At the time of his promotion to Corpus Christi, led the Cal League in OBP (.425), runs and walks. Also, tied for 1st in steals, and tied for 3rd in RBIs and batting average. His .519 slugging percentage tied for 4th in the loop. Joined the Hooks in late July, and was later designated as the club's Player of the Month for August. Reached base safely in 31 of 35 Texas League assignments in which he had a plate appearance. Posted a .485-3-7 line over a 9-game hit streak August 14-24. Hit .471 with 2 doubles and an RBI during the postseason. Assigned to the Arizona Fall League where he batted .295 with 12 runs, 4 doubles, 2 triples, 8 RBIs and 5 steals in 12 games. Fell a triple shy of the cycle in his Glendale Desert Dogs debut, and was selected as the AFL's first player of the week.

**2015** – Made season debut May 29. Hit safely in 12 of 13 games June 17-July 4, batting .392 with 10 runs, 3 doubles, 3 triples, 1 homer and 8 RBIs. Went 13-for-41 (.317) at the plate July 12-26, raising season average from .281 to .290. Worked 14 walks in August for a .360 on-base percentage. Recorded 3 runs, 2 triples, 3 RBIs and 2 free passes August 24 vs. Clinton. Authored another 3-RBI performance September 6 at Beloit, going 2-for-5 with a home run. Featured .311-1-12 line vs. southpaws while batting .252 with 3 homers and 22 RBIs opposite right-handers.

**Career Notes:** Owns a .380 on-base percentage. Has started 52 games in center, 51 in right and 22 in left. Participated in the Dominican Republic RBI program and traveled to United States as a high school sophomore. Went to Upper Room Christian School on Long Island, NY, before attending Northeastern Oklahoma A&M in Miami, OK. Was college teammates with Hooks right-handed pitcher Dean Deetz.

YEAR	CLUB	AVG	G	AB	R	H	2B	3B	HR	RBI	BB	K	SB
2014	Greeneville (R)	.189	16	53	8	10	0	0	1	2	7	16	4
2015	Quad Cities (A)	.265	76	287	43	76	15	8	4	34	21	83	18
2016	Lancaster (A)	.317	80	293	69	93	19	5	10	60	50	86	33
	Corpus Christi (AA)	.323	36	124	20	40	9	2	5	13	20	33	10
	<b>Career Totals</b>	<b>.289</b>	<b>208</b>	<b>757</b>	<b>140</b>	<b>219</b>	<b>43</b>	<b>15</b>	<b>20</b>	<b>109</b>	<b>98</b>	<b>218</b>	<b>65</b>



# MEDIA GUIDE 2017



## JASON MARTIN OF

**BORN** September 5, 1995 in Corona, CA

**OPENING DAY AGE** 21

**HEIGHT** 5'11

**WEIGHT** 190

**BATS** Left

**THROWS** Right

**RESIDES** Corona, CA

**ACQUIRED** Selected in the 8th round of the June 2013 draft

**Career Highlights: 2016** – Joined Hooks outfielder Derek Fisher and Phillies prospect Dylan Cozens as the only minor leaguers to reach the 20-homer-and-20-steal plateau. Succeeded in 63% of his stolen-base attempts (20 SB / 12 CS). Tied for the Astros system lead in home runs while ranking 5th in RBIs. Tied for 3rd in homers and slotted 2nd in slugging percentage (.533) among California League leaders. Averaged 1 dinger for every 17.39 plate appearances, the 3rd-best ratio in the loop. Served as Lancaster's top run producer, leading the club in long balls, RBIs, runs scored and total bases (231). Enjoyed a fast start, batting .417 with 3 doubles, 1 triple, 1 home run and 4 RBIs in first 6 contests. Hit .301 with a .378 on-base percentage in 18 April games. Reached safely in 32 consecutive home games May 18-August 14. Posted a .314-11-30 line during this streak, the 3rd-longest of its kind in the Cal League. Went 5-for-5 with 4 runs scored, 1 long ball and a career-high 6 RBIs May 26 vs. Stockton. Belted 2 home runs and drove in 4 June 5 vs. Modesto. Hit safely in 10 of 11 games June 25-July 7, batting .396 with 11 runs scored. Drove in 9 over 6-game stretch August 7-15. Combined for 4 dingers and 8 RBIs in 3 consecutive assignments August 27-31. Went 5-for-8 against Inland Empire in final regular-season series. Clubbed 4 home runs and notched 9 RBIs in 6 playoff contests. Following the season, played for the Glendale Desert Dogs of the Arizona Fall League. During the year, batted .159 with 1 home run and 7 RBIs vs. southpaws while posting a .293-7-22 line opposite right-handed pitching. Hit .294 with 15 home runs and 43 RBIs at home, compared to a .246-8-32 mark on the road. Committed 4 errors in 170 total chances for a .976 fielding percentage. Saw action at all 3 outfield positions: 53 GS in CF, 26 GS in LF & 21 GS in RF.

**2015** – Ranked among the River Bandits' offensive leaders in runs (2nd), triples, (T-2nd), home runs (2nd), RBIs (2nd), total bases (157, 3rd), walks (3rd), stolen bases (3rd) and on-base percentage (.346, 3rd). Achieved this status despite missing the month of April. Went 1-for-3 with 2 RBIs in season debut May 1 at Wisconsin. Recorded 3 hits, 3 runs and a pair of triples May 13 vs. Beloit. Plated 4 RBIs on May 18, going 3-for-5 at Clinton. Went 4-for-4 with 2 runs and an RBI in next assignment May 20. Tabbed Quad Cities Player of the Month for June, batting .294 with 3 doubles, 1 triple, 3 home runs and 10 RBIs in 22 games. Worked 13 walks against 19 strikeouts for a .384 June on-base percentage. Hit .350 with 13 runs, 4 doubles, 2 triples, 2 homers and 9 RBIs in 17 contests from July 3-21. Strung together a 22-game on-base streak July 20 to August 15. Hit .281 with all 8 home runs against right-handed pitching. Notched a .228 average opposite southpaws. Batted .297 with men in scoring position. Played left field in 83 contests and manned center on 9 occasions. Committed 2 errors and was credited with 3 assists in 165 total chances for a .988 fielding percentage. Went 1-for-4 with a triple and a run scored during the postseason.


**2014** – Opened the year in mid-June with Greeneville and was selected as the club's MVP. Ranked 2nd in the Appalachian League in triples. Led the Astros in runs, doubles, triples, total bases (68) and on-base percentage (.363) while ranking 2nd on the club in hits, walks and stolen bases. Posted a 16-game hit streak, the 2nd-longest in the league, from July 3-21. Batted .393 with a .486 OBP during this stretch. Reached base safely in 22 consecutive games from June 30 to July 25. Hit .289 against right-handed pitching while batting .233 opposite southpaws. Batting average sat a .319 at home compared to a .219 mark on the road. Promoted to Tri-City on August 10 and went 3-for-5 with a triple in debut at Hudson Valley. Hit safely in 14 of first 18 New York-Penn League assignments. Batted .353 with a .421 on-base percentage in 5 postseason games as the Valley Cats lost in the finals to State College.

**Career Notes:** Stolen 58 bases in 101 attempts for a 57% success rate. Has competed against players who, on average, are 2.5 years his senior. Divided his time between right field (24 GM), left field (110 GM) and center (174 GM). Drafted by the Astros out of Orange (CA) Lutheran High School, the alma mater of Pittsburgh's all-star starting pitcher Gerrit Cole.

YEAR	CLUB	AVG	G	AB	R	H	2B	3B	HR	RBI	BB	K	SB
2013	GCL Astros (R)	.251	50	179	35	45	8	4	0	17	29	31	11
2014	Greeneville (R)	.274	42	164	32	45	11	6	0	21	24	30	8
	Tri-City (A)	.222	21	81	7	18	3	1	1	2	7	13	5
2015	Quad Cities (A)	.270	105	396	65	107	12	7	8	57	47	74	14
2016	Lancaster (A)	.270	110	400	74	108	22	7	23	75	55	108	20
	<b>Career Totals</b>	<b>.265</b>	<b>328</b>	<b>1220</b>	<b>213</b>	<b>323</b>	<b>56</b>	<b>25</b>	<b>32</b>	<b>172</b>	<b>162</b>	<b>256</b>	<b>58</b>



# MEDIA GUIDE 2017



## JACK MAYFIELD IF

**BORN** September 30, 1990 in Del Rio, TX

**OPENING DAY AGE** 25

**HEIGHT** 5'11

**WEIGHT** 190

**BATS** Right

**THROWS** Right

**RESIDES** Del Rio, TX

**COLLEGE** Oklahoma

**ACQUIRED** Signed as a non-drafted free agent on June 17, 2013

**Career Highlights: 2016** – Hit 11 home runs, 12 doubles while collecting 44 RBIs in 78 games between Corpus Christi and Fresno. Led Corpus Christi with 5 July home runs despite playing in just 9 games during the month. Recorded his only multi-homer game of the year July 5, clubbing a pair vs. Tulsa. Picked up 4 RBIs in 3 separate games, 2 of which were at Fresno. First Triple-A home run was a go-ahead 3-run blast in the 9th inning of the Grizzlies' 4-1 victory June 13 at Sacramento. Began the year with a strong start, going 11-for-24 (.458) with 7 RBIs over an 8-game stretch from April 9-17. Had another hot streak July 1-6: 7-for-16 (.438) with 3 home runs and 7 RBIs. Went 2-for-4 with a home run and 4 RBIs on July 13, his final game played for the Hooks. Missed a month after being injured July 20 at The Dell Diamond. Had starts at second base (30 GM, .985 FP), shortstop (30 GM, .958), and third base (8 GM, 1.000 FP). Committed just 7 errors in 272 total chances between Fresno and Corpus Christi.

**2015** – Hit .286 with 80 runs scored, 19 doubles, 4 triples, 14 home runs, 65 RBIs and 5 stolen bases in 114 games between Lancaster and Corpus Christi. Excelled in May, batting .336 with 4 doubles, 3 homers and 19 RBIs en route to California League Midseason All-Star honors. Notched 4 hits in a game on 4 occasions, including May 21 vs. High Desert when he knocked in a career-high 4 runs as Lancaster routed the Mavericks 22-5. Hit safely in 13 of final 15 games with the JetHawks. Went 4-for-4 in Double-A debut July 7 at Springfield. The next night, homered in first Whataburger Field at-bat, belting a 1-2 pitch from Tulsa's Jharel Cotton over the left-field fence. Went 6-for-12 over a 3-game stretch at Arkansas and Northwest Arkansas August 13-15. Batted .306 with 9 runs, 2 doubles, 1 home run and 7 RBIs in last 10 regular-season contests. Cracked 2 singles in 7 postseason at-bats. Between Lancaster and Corpus Christi, posted a .278-3-18 line vs. LHP and .288-11-47 vs. RHP. Divided 2015 between second base (54 GM, .996 FP) and shortstop (57 GM, .970 FP), committing 8 errors in 487 total chances. Helped fashion 72 double plays. Also appeared twice at third base.

**2014** – Batted .282 with 31 doubles, 2 triples, 9 home runs and 55 RBIs in 105 games between Quad Cities and Lancaster. Began the season in the Midwest League and hit safely in 5 of his first 6 contests for the River Bandits. During this run, batted .391 with 3 doubles, 1 home run and 4 RBIs. Saw action at shortstop (22 GM), third base (10 GM) and second base (6 GM). Helped turn 15 double plays and was charged with 7 errors in 135 total chances for a .948 fielding percentage. Hit .313 on the road, clubbing both of his home runs while plating 9 in 18 games. Made California League debut on June 2. Following a slow start with the JetHawks, hit .343 with 12 doubles, 2 triples, 4 home runs and 20 RBIs in 27 July contests. Hit safely in 11 of 12 games July 2-14, raising his batting average from .218 to .317. During this stretch, scored 12 times and drove in 12 runs while notching 7 doubles, a triple and three home runs. Homered in back-to-back contests in late August as part of a 4-game stretch when he plated 7. Batted .351 with 3 homers, 14 RBIs and a 1.011 OPS in 74 at-bats vs. left-handed pitching. Batted .345 with 4 runs, 3 doubles, 1 homer and 4 RBIs during the playoffs as Lancaster captured the California League championship. Fashioned a .965 fielding percentage and turned 37 double plays with 44 of his 63 assignments coming at second base. Also logged 11 contests at short and 8 at third base.


**Career Notes:** Has appeared exclusively as an infielder, logging time at second (129 GM), shortstop (123 GM) and third base (20 GM).

**College Notes:** Hit .263 with 33 doubles, 5 triples, 11 home runs and 85 RBIs in 172 games over 4-year career as a Sooner. Named MVP of the 2013 Kleberg Bank College Classic at Whataburger Field, going 5-for-13 with a home run, 3 RBIs and 3 stolen bases. Led the 2013 Academic All-Big 12 Baseball Team with a 4.0 grade-point average.

YEAR	CLUB	AVG	G	AB	R	H	2B	3B	HR	RBI	BB	K	SB
2013	Greeneville (R)	.255	29	94	12	24	5	0	3	11	9	19	2
	Tri-City (A)	.220	26	91	13	20	3	0	1	7	1	18	1
2014	Quad Cities (A)	.265	39	147	24	39	9	0	2	16	13	26	2
	Lancaster (A)	.293	66	246	39	72	22	2	7	39	2	50	1
2015	Lancaster (A)	.303	66	271	46	82	13	4	7	43	25	46	2
	Corpus Christi (AA)	.260	48	173	34	45	6	0	7	22	19	36	3
2016	Corpus Christi (AA)	.237	33	118	21	28	7	0	9	26	8	27	2
	Fresno (AAA)	.197	45	132	10	26	5	0	2	18	11	27	2
<b>Career Totals</b>		<b>.264</b>	<b>352</b>	<b>1272</b>	<b>199</b>	<b>336</b>	<b>70</b>	<b>6</b>	<b>38</b>	<b>182</b>	<b>106</b>	<b>249</b>	<b>15</b>







## CHASE MCDONALD 1B

**BORN** June 2, 1992 in Greenville, NC

**OPENING DAY AGE** 23

**HEIGHT** 6'2

**WEIGHT** 275

**BATS** Right

**THROWS** Right

**RESIDES** Greenville, NC

**COLLEGE** East Carolina University

**ACQUIRED** Selected in the 12th round of the 2013 June draft

**Career Highlights: 2016** – Ranked 10th in the Texas League in home runs. Went deep in each of the season's first 2 games. Proceeded to belt 12 dingers before the All-Star break. Had a particularly hot stretch June 8-July 11, batting .286 with 3 doubles, 4 home runs and 12 RBIs. Drove in a career-best 6 runs April 29 at Frisco, matching the club record for most RBIs in a single game. Part of this performance was a grand slam off David Perez. Lone multi-homer effort was August 23 when he clubbed 2 vs. Midland. Logged 13 homers and 46 RBIs vs. right-handed pitching. Managed just a .207-4-7 line vs. lefties. Hit better on the road (.249-9-34) than at home (.201-8-19). Played 47 games at first base while committing just 2 errors in 432 total chances, registering a .995 fielding percentage.

**2015** – Finished 5th in Minor League Baseball in home runs. Ranked among California League leaders in homers (T-2nd), slugging percentage (.592, 2nd) and extra-base hits (61, T-4th). Averaged 1 home run for every 13 at-bats, the 2nd-best ratio in the loop. Led Lancaster in homers and slotted 2nd on the club in doubles and total bases (231) while placing 3rd in RBIs. Batted .373 with 5 home runs, 14 RBIs and a .414 on-base percentage over a 13-game hit streak April 12-24. Closed a rough month of May (.197-4-8) by going 3-for-5 with 2 home runs and a career-high 5 RBIs May 31 at High Desert. Reached base safely in 24 consecutive games June 6 - July 18, batting .382 with 6 home runs and 21 RBIs. Belted 1 home run in 3 consecutive games while plating a total of 6 runs August 2-4. Went deep 7 times and racked up 14 runs over a 12-game stretch August 7-19. Plated 4 runs, thanks in part to a 3-run shot, September 6 vs. High Desert. Performed better on the road (.281-17-43) than at home (.278-13-37). Also achieved a higher level of production vs. right-handers (.285-26-74). Southpaws limited McDonald to a .257 batting average, 4 home runs and 6 RBIs. Went 4-for-6 with a double and RBI in 2 postseason assignments.

**2014** – Led Quad Cities in home runs and RBIs while ranking among the club's front-runners in doubles (2nd), total bases (174, 2nd), walks (2nd), games (3rd), at-bats (3rd), runs (3rd) and hits (3rd). Tied for 4th in the Midwest League in slugging percentage (.481) and averaged 1 homer for every 22.63 at-bats, which was the circuit's 4th-best ratio. Notched hits in 10 of 13 games from April 22 to May 9, batting .319 with 6 runs, 4 doubles, 1 home run and 10 RBIs. After hitting 4 home runs in first 57 games, belted 12 bombs over final 45 contests. Posted a .254-3-22 line during the first half compared to a .293-13-45 mark in the second half. Best month was July when he batted .362 with 6 home runs, 19 RBIs and a 1.083 OPS in 26 games. Excelled against lefties (.348-3-17) while hitting .256 opposite right-handers. Carried a .317 average with men in scoring position. Promoted to the California League on September 1. Batted .323 with 6 doubles, 2 home runs and 5 RBIs during the postseason as the JetHawks captured the California League title.


**2013** – Made pro debut on July 5. Hit home runs in back-to-back games on 2 occasions, July 7-8 and July 21-22. The later occurrence produced 5 RBIs. Hit .341 with 8 runs, 3 doubles, 1 home runs and 10 RBIs in 13 contests July 28-August 13. Went 8-for-19 (.421) with 2 doubles, 1 homer and 5 RBIs in 5 playoff games. Greenville lost to Pulaski in the Appalachian League Championship Series.

**Career Note:** Is averaging 1 home run for every 17.46 at-bats.

**College Notes:** Was a 2013 First-Team All-Conference USA selection. The junior first baseman led C-USA in home runs (11), RBIs (46) and slugging percentage (.519).

YEAR	CLUB	AVG	G	AB	R	H	2B	3B	HR	RBI	BB	K	SB
2013	Greenville (R)	.245	46	155	20	38	6	1	6	33	19	38	0
2014	Quad Cities (A)	.279	102	362	57	101	25	0	16	67	44	116	0
	Lancaster (A)	.000	1	1	0	0	0	0	0	0	0	0	0
2015	Lancaster (A)	.279	105	390	66	109	30	1	30	80	45	117	2
2016	Corpus Christi (AA)	.227	109	392	40	89	12	0	17	53	36	120	0
	<b>Career Totals</b>	<b>.259</b>	<b>363</b>	<b>1300</b>	<b>183</b>	<b>337</b>	<b>73</b>	<b>2</b>	<b>69</b>	<b>233</b>	<b>144</b>	<b>391</b>	<b>2</b>





## JARED MORTENSEN RHP

**BORN** June 1, 1988 in Abbotsford, BC, Canada

**OPENING DAY AGE** 28

**HEIGHT** 5'11

**WEIGHT** 205

**BATS** Left

**THROWS** Right

**RESIDES** Irving, TX

**COLLEGE** Louisiana State - Shreveport

**ACQUIRED** Selected by the Astros in the 2nd round of the Triple-A phase of the 2016 Rule 5 draft

**Career Highlights: 2016** – Ranked 2nd in total appearances with Montgomery while registering a .209 BAA, his lowest average allowed since his brief stint in Charlotte during 2013. Excelled against righties (.182 BAA, 143 AB) while allowing a .243 BAA (111 AB) against left-handed batters. Began year on a high note, going 6 2/3 innings in first 3 appearances while not allowing a run or hit. On April 26 vs. Jacksonville, struck out 7 batters in 3 2/3 innings. April was best month (6 G, 2 GS, 2.30 ERA, 15.2 IP, 18 K, 11 BB), which he followed with an 8.40 ERA in May (7 G, 1 GS). Put together a solid stretch in June, throwing 11 innings while giving up just 2 earned runs from June 4-June 24. On July 31 vs. Jacksonville, orchestrated longest relief appearance of the season (4.2 IP, 4 ER). Started Montgomery's season finale vs. Tennessee on September 5 and went 5 scoreless innings while giving up just 4 hits.

**2015** – Pitched to a combined 3.68 ERA between Montgomery and Durham while recording the most single-season strikeouts (108) in his career. Earned Southern League Midseason All-Star honors. With Montgomery, held right-handed hitters to a .216 BAA in 241 AB. Began season in starting rotation and made 13 starts from April 11-June 18, posting a 3.12 ERA during those outings, and delivering at least 6 complete innings in 11 of them. Made 3 relief appearances from June 26-July 4 (3.1 IP, 4 ER). Placed on inactive list by Montgomery on July 7 and returned on July 21 with a great start at Jacksonville on July 23 (7 IP, 0 R). Made 6 total appearances (3 starts) in August and held a 6.38 ERA (24 IP). Called up to Durham and made AAA debut with a start on September 2 at Charlotte (5.1 IP, 4 ER). Ended his campaign with 7 2/3 scoreless innings in a start vs. Norfolk on September 7 and struck out 7 hitters. Earned victories in both AAA starts.

**2014** – Pitched to a 7-2 record and combined 4.73 ERA between Montgomery and Charlotte. Started 9 games for Montgomery from April 5-May 21. In 5 starts during April, pitched to 2.82 ERA while allowing 19 hits in 22 1/3 innings. In 6 appearances (4 starts) during May, he compiled a 6.52 ERA. Placed on disabled list by Montgomery on June 7 and assigned to Charlotte on July 25. Made 7 starts for Charlotte through the end of the season, registering a 2.93 ERA (30 2/3 IP). In those starts, he struck out 30 batters with just 9 BB. Had longest outing with Charlotte on August 24 vs. Fort Myers, throwing 7 innings (2 H, 1 ER).


**2013** – Signed by Tampa Bay as free agent on August 15. Made affiliated baseball debut on August 17 with 2 scoreless innings vs. Palm Beach. Made first career start on August 21 vs. Fort Myers and allowed just 2 hits in 7 scoreless innings.

**Career Notes:** Signed by Tampa Bay as a non-drafted free agent while playing in the American Association in August 2013. Began professional baseball career at 25 as a true rookie with the Grand Prairie AirHogs. Had registered a career BAA of just .234 while in the Tampa Bay system during 4 seasons.

YEAR	CLUB	W-L	ERA	G	GS	CG	SO	SV	IP	H	R	ER	BB	K
2013	Charlotte (A)	2-0	1.04	4	1	1	1	0	17.1	8	3	2	5	18
2014	Montgomery (AA)	5-1	5.73	12	9	0	0	0	55	58	40	35	31	42
	Charlotte (A)	2-1	2.93	7	7	0	0	0	30.2	25	12	10	9	30
2015	Montgomery (AA)	7-5	3.78	24	17	0	0	0	114.1	105	53	48	35	96
	Durham (AAA)	2-0	2.77	2	2	0	0	0	13	13	4	4	3	12
2016	Montgomery (AA)	7-7	5.23	34	4	0	0	0	72.1	53	44	42	57	86
	<b>Career Totals</b>	<b>25-14</b>	<b>4.19</b>	<b>83</b>	<b>40</b>	<b>1</b>	<b>1</b>	<b>0</b>	<b>302.2</b>	<b>262</b>	<b>156</b>	<b>141</b>	<b>140</b>	<b>284</b>







## BRYAN MUNIZ 1B

**BORN** June 5, 1993 in Hialeah, FL

**OPENING DAY AGE** 23

**HEIGHT** 6'0

**WEIGHT** 210

**BATS** Right

**THROWS** Right

**RESIDES** Hialeah, FL

**COLLEGE** Southeastern University

**ACQUIRED** Selected in the 22nd round of the 2014 draft

**Career Highlights: 2016** – Led Lancaster in hits, slotted second in RBIs and placed 3rd in runs scored. After collecting just 5 knocks in 47 at-bats during April, responded with red-hot months of May (.345-4-21) and June (.337-2-14). Put together a season-best 12-game hitting streak from May 12-26, raising his BA from .200 to .274. Logged 4 homers and 15 RBIs during the run. Lone multi-homer effort was May 26 vs. Stockton when he went 3-for-6 with 4 runs scored, 2 dingers and 4 RBIs. Notched a season-high 4 hits on 2 occasions: June 28 at High Desert and July 10 at Inland Empire. Made pro pitching debut June 26, striking out a batter in a 1-2-3 inning vs. Lake Elsinore. Batted .303 with 2 home runs and 26 RBIs on the road compared to a .244-11-48 line at home. Hit at a .304 clip with runners on base. Played 101 games at first base with a .984 fielding percentage, committing 13 errors in 830 total chances. Recorded 2 stolen bases on 3 attempts. Hit .353 with 2 doubles, 2 home runs and 11 RBIs in 7 postseason games.

**2015** – Batted .288 with 22 doubles, 6 home runs and 48 RBIs in 74 games between Tri-City and Quad Cities. His .408 OBP was third-best on Quad Cities. Recorded 13 multi-hit games for the River Bandits. Began the season at Tri-City by going 9-for-14 with 4 RBIs during a 4-game span from June 20-23. Finished his time with the Valley Cats by riding a 6-game hitting streak spanning from July 21-26. Played 56 games at first base between the 2 stops while holding a .988 FP. Committed just 6 errors in 508 total chances.

**2014** –After hitting just .164 during his first two months, finished strong in August (.291 BA, 6 RBI). Began season with a 3-game hit streak. Collected an RBI in professional baseball debut on June 20 vs. Elizabethton. Hit first home run in professional baseball on July 27 vs. Bristol. Played 18 games at first base and held a .975 FP. Committed 4 errors in 163 total chances.

**College Notes:** Received various accolades after his junior season at Southeastern University, including Sun Conference Player of the Year. Hit .400 during his junior season and collected a school-record 28 doubles, which led the NAIA. Helped the program win their first Sun Conference Championship. Notable program alumni include MLB infielder Dee Gordon.

YEAR	CLUB	AVG	G	AB	R	H	2B	3B	HR	RBI	BB	K	SB
2014	Greeneville (R)	.220	36	127	11	28	4	1	2	12	16	21	1
2015	Tri-City (A)	.292	29	106	13	31	8	1	2	17	16	16	0
	Quad Cities (A)	.286	45	161	24	46	14	0	4	31	28	27	1
2016	Lancaster (A)	.274	112	424	69	116	17	4	13	74	31	93	2
	<b>Career Totals</b>	<b>.270</b>	<b>222</b>	<b>818</b>	<b>117</b>	<b>221</b>	<b>43</b>	<b>6</b>	<b>21</b>	<b>134</b>	<b>91</b>	<b>157</b>	<b>4</b>



## ANTONIO NUNEZ IF

**BORN** January 10, 1993 in Brooklyn, NY

**OPENING DAY AGE** 24

**HEIGHT** 5'9

**WEIGHT** 165

**BATS** Right

**THROWS** Right

**RESIDES** Brooklyn, NY

**COLLEGE** Western Oklahoma State College

**ACQUIRED** Selected in the 18th round of the 2014 draft

**Career Highlights: 2016** – Hit .259 with 64 runs, 9 doubles, 2 triples, 32 RBIs and 21 steals with Quad Cities, Lancaster, and Corpus Christi. Posted a .375 OBP in 106 total games. Went 21-for-29 on stolen base attempts between the 3 teams. Excelled in RISP situations at Corpus Christi (7-for-12, 7 RBIs) and Lancaster (.314 BA, 20 RBIs). Opened the year in the Midwest League before being promoted to the JetHawks in mid-May. Finished his tenure in the California League by recording a hit in 24 of his last 34 games with Lancaster. Went 1-for-3 with an RBI and a walk in AA debut July 27 at San Antonio. Held a .402 OBP during time with Corpus Christi, and managed a knock in 14 of 21 assignments in which he had an at-bat. Recorded the winning hit in Game 2 of the Texas League South Division Series, sending a 9th-inning RBI single into center field, which vaulted the Hooks to a 5-4 triumph over Midland at Whataburger Field. Played mostly shortstop in 2016 (82 GM, .952 FP), committing 16 errors. Also manned third base at Lancaster and Quad Cities (22 GM, .884 FP), causing 5 errors in 43 total chances.

**2015** – Boasted a .378 on-base percentage with the Valley Cats. Recorded 6 multi-hit games, including a pair of 3-hit performances. Hit significantly better against LHP (.304 BA, 46 AB) than RHP (.212 BA, 66 AB). Played both shortstop (33 GM, .957 FP, 5 E) and second base (4 GM, 1.000 FP, 0 E).

**2014** –Made professional baseball debut on June 20 vs. Elizabethton and went 2-4. Picked up first RBI of pro career vs. Princeton on June 23. Tied for 3rd in the Appalachian League in free passes. Led Greeneville in walks and ranked 3rd on the club in runs scored.

**Career Notes:** Owns a .366 on-base percentage and features a 64% stolen-base success rate.

**College Notes:** Hit .371 in his final season at Western Oklahoma State College while scoring 55 runs and stealing 35 bases in 51 games played. Before college, attended Xaverian High School in Brooklyn, NY. The high school has produced five MLB players, including 2001 All-Star infielder Rich Aurilia.

YEAR	CLUB	AVG	G	AB	R	H	2B	3B	HR	RBI	BB	K	SB
2014	Greeneville (R)	.190	52	158	25	30	6	1	0	10	36	26	2
2015	Tri-City (A)	.250	40	112	20	28	4	0	0	4	21	29	4
2016	Quad Cities (A)	.198	29	91	18	18	1	0	0	5	21	45	9
2016	Lancaster (A)	.273	54	176	40	48	7	2	0	20	31	45	11
2016	Corpus Christi (AA)	.304	23	69	6	21	1	0	0	7	10	15	1
	<b>Career Totals</b>	<b>.239</b>	<b>198</b>	<b>606</b>	<b>109</b>	<b>145</b>	<b>19</b>	<b>3</b>	<b>0</b>	<b>46</b>	<b>119</b>	<b>136</b>	<b>27</b>





## FRANKLIN PEREZ RHP

**BORN** December 6, 1997 in Valencia, VZ

**OPENING DAY AGE** 19

**HEIGHT** 6'3

**WEIGHT** 236

**BATS** Right

**THROWS** Right

**RESIDES** Los Guayos, VZ

**ACQUIRED** Signed as a non-drafted free agent in July 2014

**Career Highlights: 2017** – Ranked the No. 6 prospect in Astros system according to MLB.com.

**2016** – Made debut with Quad Cities on May 18 vs. Clinton (3 IP, 2 ER) and held the distinction of being the youngest pitcher in the Midwest League at 18 years old. Limited the opposition to 1 run or less in 7 of his 10 starts. Struck out 6 over 4 shutout frames June 5 vs. Burlington. Longest outing of career came on June 11 at Burlington (5 2/3 IP, 1 ER). In July, featured a 2.37 ERA while holding opponents to a .185 batting average. Retired 12 of the 13 batters he faced July 25 vs. Bowling Green, fanning 4 while allowing 1 hit. Was named Quad Cities Pitcher of the Month for August, posting a 2.65 ERA while striking out 21 against 6 walks in 17 innings.

**Career Notes:** Has a 4.1-to-1 career strikeout-to-walk ratio and is averaging 10.5 strikeouts per 9 innings.

**Personal Notes:** Perez attended Carlos Guillen's training academy in Venezuela and originally was a third baseman. Became a full-time pitcher at age 15.

YEAR	CLUB	W-L	ERA	G	GS	CG	SO	SV	IP	H	R	ER	BB	K
2015	DSL Astros (R)	1-2	4.37	11	9	0	0	0	35	34	22	17	11	44
	GCL Astros (R)	0-2	4.80	5	1	0	0	0	15	19	9	8	3	17
2016	Quad Cities (A)	3-3	2.84	15	10	0	0	1	66.2	63	24	21	19	75
	<b>Career Totals</b>	<b>4-7</b>	<b>3.55</b>	<b>31</b>	<b>20</b>	<b>0</b>	<b>0</b>	<b>1</b>	<b>116.2</b>	<b>116</b>	<b>55</b>	<b>46</b>	<b>33</b>	<b>136</b>



## ERIC PETERSON RHP

**BORN** March 8, 1993 in Bear, DE

**OPENING DAY AGE** 24

**HEIGHT** 6'4

**WEIGHT** 195

**BATS** Right

**THROWS** Right

**RESIDES** Bear, DE

**COLLEGE** North Carolina State

**ACQUIRED** Selected in the 37th round of the 2014 June draft

**Career Highlights: 2016** – Went 7-3 with a 3.84 ERA between Lancaster and Corpus Christi. Made 39 total appearances and struck out 77 batters while issuing just 13 walks in 72 2/3 innings. Picked up 3 saves in 5 chances. Held a 6-to-1 strikeout to walk ratio with Corpus Christi (Texas League average K/BB ratio was 2.6-to-1). Made AA debut on May 24 vs. Arkansas. After allowing runs in first 2 appearances with the Hooks, made 7 consecutive scoreless appearances June 3-21, striking out 15 over 13 1/3 IP. Ended the AA season on a high note, allowing just 1 run in his final 8 2/3 frames. Pitched 1 scoreless inning in only postseason appearance. Began Lancaster stint by throwing 4 1/3 scoreless innings in 3 appearances. Ended his tenure with the JetHawks by tossing 5 scoreless innings in 3 appearances. Struck out at least 2 hitters in 8 of 12 appearances while in the California League, and issued only 4 total walks in those 12 assignments. Was exceptional against right-handed hitters (.178 BA, 45 AB) but struggled against lefties (.346 BA, 26 AB) with Lancaster. Trends reversed in the Texas League: LH (.235 BA, 68 AB) | RH (.257 BA, 140 AB).

**2015** – Ranked 2nd on Quad Cities in appearances and saves, converting all 6 chances. Posted the 3rd-best K-per-9 IP ratio among Midwest League relievers, fanning 10.77 batters for every 9 innings pitched. Permitted 2 earned runs in first 7 assignments (12 2/3 IP) for a 1.42 ERA. Struck out 3 over 2 shutout frames for a victory May 18 at Clinton. Went 0-3 with a 7.56 ERA in next 5 outings. Following the all-star break, posted a 3-1 record and a 1.85 ERA in 18 appearances. Struck out 39 and walked 9 over 34 innings during this stretch. Final victory came July 29 at Beloit when he pitched 3 scoreless innings and fanned a season-high 5 batters. Kept the opposition off the scoreboard over last 3 regular-season outings, striking out 6 without issuing a walk in 7 combined frames. Made 1 postseason appearance, striking out 2 over 1 1/3 innings.

**2014** – Converted all 7 save chances for Greeneville, and held the Appalachian League to a .209 batting average. Made pro debut June 19, striking out 3 over 1 1/3 shutout frames vs. Elizabethton. Did not allow a run in final 10 appearances, totaling 11 innings. Fanned 15 against 1 walk and 1 hit during this stretch.


**Career Notes:** Averaging 10.5 strikeouts per 9 innings while striking out 4.38 batters for every walk issued. Has surrendered 6 home runs in 324 at-bats.

**Personal Note:** Pitched with his twin brother, Patrick, at Temple University and North Carolina State. Patrick was taken by Seattle in the 23rd round of the 2014 draft.

YEAR	CLUB	W-L	ERA	G	GS	CG	SO	SV	IP	H	R	ER	BB	K
2014	Greeneville (R)	1-0	2.35	19	0	0	0	7	23.0	18	9	6	7	32
2015	Quad Cities (A)	6-4	2.59	34	0	0	0	6	62.2	62	23	18	22	75
2016	Lancaster (A)	1-0	4.26	12	0	0	0	2	19.0	17	9	9	4	22
	Corpus Christi (AA)	6-3	3.69	27	0	0	0	3	53.2	52	29	22	9	55
	<b>Career Totals</b>	<b>14-7</b>	<b>3.13</b>	<b>92</b>	<b>0</b>	<b>0</b>	<b>0</b>	<b>18</b>	<b>158.1</b>	<b>149</b>	<b>70</b>	<b>55</b>	<b>42</b>	<b>184</b>







## JAMES RAMSAY OF

**BORN** March 2, 1992 in Brandon, FL

**OPENING DAY AGE** 25

**HEIGHT** 5'11

**WEIGHT** 200

**BATS** Left

**THROWS** Left

**RESIDES** Brandon, FL

**COLLEGE** University of South Florida

**ACQUIRED** Selected in the 7th round of the June 2013 draft

**Career Highlights: 2016** - A versatile outfielder who played in all three spots: LF (38 G), CF (20 G), RF (35 G). Fashioned 6 assists, held a combined .990 fielding percentage, and committed only 6 errors in 197 total chances. Made AA debut on April 22 vs. Frisco, going 1-for-3 with a run scored. Put together a season-best 6-game hitting streak from July 17-23, going 9-for-24 (.375) in that span. Notched 13 multi-hit games, including a 3-hit performance at Frisco on June 26. His first homer at the AA level came on April 25 vs. Midland, when he belted a solo shot off Raul Alcantara. Next long ball came on May 17 at San Antonio, when he launched a 2-run shot off Bryan Rodriguez. Ramsay went on to hit 1 homer in June and another in August. Collected 5 multi-RBI games, including a 3-RBI contest on April 25 vs. Midland. Hit safely in 9 of 12 games August 2-14. Was 3-for-9 at the plate in final 2 regular-season assignments.

**2015** - Ranked among the California League leaders in hits (2nd), batting average (3rd), on-base percentage (.384, 3rd) and runs scored (4th). Also tied for the league lead with 14 sacrifice bunts. Averaged 6.66 plate appearances per strikeout, the 4th-best ratio in the circuit. Paced Lancaster in games played, at-bats, hits and doubles. Slotted 2nd on the club in stolen bases but his success rate sat at 57%. After hitting .226 in 15 April games, rebounded to post a .333 batting average and .392 OBP thru the remainder of the season. Hit safely in 20 consecutive games from May 10 to June 1. Batted .402 and reached base at a .425 clip during this streak, which was the longest in the California League in 2015. Tabbed Cal League Player of the Week May 25-June 1 after batting .531 (17-for-32) with 11 runs scored, 2 doubles, 3 home runs and 11 RBIs in 7 games. Most of this production occurred May 27 at Stockton when he went deep twice en route to a career-high 5-RBI night. Recorded hits in 17 of final 18 regular-season games, batting .413 with 17 runs, 7 doubles, 1 triple, 2 homers and 16 RBIs. Logged a 1.067 OPS during this stretch and was named Lancaster Player of the Month for August. For the season, hit .275 with 4 homers and 10 RBIs vs. left-handed pitching. Authored a .333-6-54 line opposite righties. Batted .350 at home compared to a .292 mark on the road. Led the JetHawks with 10 outfield assists and his 5 double plays were the most initiated by a Cal League outfielder. Committed 4 errors in 274 total chances for a .985 fielding percentage while dividing his time between right field (66 GM), centerfield (53 GM) and left field (2 GM). Went 6-for-13 with 2 RBIs in 3 postseason contests.

**2014** - Led Quad Cities in games, at-bats, runs, doubles, walks and stolen bases. Placed second on the club in hits and triples. The latter total was good enough for 4th in the Midwest League. All 3 home runs were hit during August, including a grand slam on the 9th vs. Beloit. Batted .322 with 12 RBIs for the month. Turned in a .276-2-22 line at home compared to a .215-1-13 on the road. Committed 1 error in 215 chances while patrolling center (78 GM), right (37 GM) and left (1 GM) fields. Promoted to Lancaster in late August and hit in 3 of 5 games with the JetHawks. Appeared in 3 postseason games as Lancaster captured the California League crown.


**2013** - Averaged 9.16 plate appearances per strikeout, which stood as the 3rd-best ratio in the New York-Penn League. Did not commit an error in 134 total chances, leading league outfielders with a 1.000 fielding percentage. Led Tri-City in runs and tied for 1st in triples. The Valley Cats went on to win the NYPL title.

**Career Notes:** Has stolen 61 bases in 90 attempts for a 68% success rate. Has logged 218 games in center field, 140 in right and 45 in left.

**College Notes:** In 2013, posted career numbers as a junior, leading the Bulls in batting (.337), slugging (.449), hits (82) and total bases (109). Earned All-Big East First Team honors.

YEAR	CLUB	AVG	G	AB	R	H	2B	3B	HR	RBI	BB	K	SB
2013	Tri-City (R)	.258	69	252	40	65	5	4	4	22	29	32	7
2014	Quad Cities (A)	.247	118	434	70	107	26	10	3	35	59	101	33
	Lancaster (A)	.222	5	18	3	4	1	1	0	0	3	6	1
2015	Lancaster (A)	.322	127	497	88	160	32	4	10	64	52	86	16
2016	Corpus Christi (AA)	.195	97	338	44	66	17	2	4	24	40	67	4
	<b>Career Totals</b>	<b>.261</b>	<b>416</b>	<b>1539</b>	<b>245</b>	<b>402</b>	<b>81</b>	<b>21</b>	<b>21</b>	<b>145</b>	<b>183</b>	<b>292</b>	<b>61</b>





## JAMIE RITCHIE C/1B

**BORN** April 9, 1993 in South Hadley, MA

**OPENING DAY AGE** 23

**HEIGHT** 6'2

**WEIGHT** 205

**BATS** Right

**THROWS** Right

**RESIDES** Buford, GA

**COLLEGE** Belmont University

**ACQUIRED** Selected in the 13th round of the June 2014 draft

**Career Highlights: 2016** – Set career-highs in home runs, RBIs, doubles, and runs. Held a .389 on-base percentage, the 4th-best among qualified California League hitters. Logged .462 OBP during June (10 games) and a .418 OBP in July (23 games). Led the JetHawks in walks, drawing at least 2 in 10 assignments. Boasted a pair of 7-game hitting streaks. Excelled in season's second half, batting .306 with 5 homers and 34 RBIs in 53 games. Belted a grand slam May 16 vs. Lake Elsinore. Finished the night by going 4-for-5 with 3 runs scored and 6 RBIs. Had first career multi-homer game June 25, slugging a pair of dingers vs. Lake Elsinore. Worked behind the plate in 64 games and threw out 34% of runners attempting to steal, while committing 3 errors and 7 passed balls. Charged with 3 errors for a .988 fielding percentage in 33 games at first base.

**2015** – Hit .281 with 21 doubles, 4 triples, 5 home runs and 35 RBIs in 111 games between Quad Cities and Lancaster. Worked 95 walks against 81 strikeouts for a .426 on-base percentage. Led the Class A ranks in free passes while ranking 2nd in OBP. Walk total and OBP finished 4th and 6th, respectively, in Minor League Baseball. A Midwest League Midseason All-Star, finished tied for the circuit lead with 70 walks, despite competing in only 72 MWL games. Hit .448 with a .590 OBP in first 9 contests of the season. Tabbed as the River Bandits' Player of the Month for April, batting .344 with 1 home run and 7 RBIs. Coaxed 14 walks against 19 strikeouts and mustered a .467 OBP for the month. Reached base safely in 26 consecutive games April 25 – May 28, the longest on-base streak by a Quad Cities player in 2015. Notched 2 hits in 2 at-bats and worked a season-high 4 walks June 16 at Clinton. At the time of his July 15 promotion to Lancaster, paced the Midwest League with a .428 OBP. Reached in all but 3 of his JetHawks assignments. Went 3-for-9 with 3 runs, 2 doubles and 6 RBIs during the postseason. For the season, logged 67 games behind the plate, committing 3 errors and 7 passed balls while throwing out 22% of runners attempting to steal. Also appeared in 31 games at first base.

**2014** – A New York-Penn League All-Star, led the loop with a .455 on-base percentage while placing 5th in walks. Hit safely in 13 consecutive games July 2 – July 30, batting .488 with 15 RBIs and a .531 OBP. Reached in 32 straight contests June 14 – August 12, the longest on-base streak in the circuit. Batted .364 vs. right-handers while hitting at a .219 clip opposite southpaws.


**Career Notes:** Owns a .417 on-base percentage. Features a caught-stealing rate of 31% in 158 games behind the plate. Logged 66 assignments at first base.

**College Notes:** As a sophomore for the Bruins, hit .302 with 13 doubles, 6 home runs and a team-best 38 RBIs. Named to the 2014 Johnny Bench Award List.

YEAR	CLUB	AVG	G	AB	R	H	2B	3B	HR	RBI	BB	K	SB
2014	Tri-City (R)	.331	47	142	19	47	12	2	1	24	29	26	5
2015	Quad Cities (A)	.266	72	259	46	69	10	2	4	27	70	54	7
2015	Lancaster (A)	.308	39	133	26	41	11	2	1	8	25	27	3
2016	Lancaster (A)	.276	99	344	62	95	20	0	7	57	58	83	3
	<b>Career Totals</b>	<b>.287</b>	<b>257</b>	<b>878</b>	<b>153</b>	<b>252</b>	<b>53</b>	<b>6</b>	<b>13</b>	<b>116</b>	<b>182</b>	<b>190</b>	<b>18</b>







## KYLE SMITH RHP

**BORN** September 10, 1992 in Boynton Beach, FL

**OPENING DAY AGE** 24

**HEIGHT** 6'0

**WEIGHT** 170

**BATS** Right

**THROWS** Right

**RESIDES** Lantana, FL

**ACQUIRED** In a trade with Kansas City for Justin Maxwell on July 31, 2013

**Career Highlights: 2016** – Made first appearance following Tommy John surgery on April 8, blanking Tulsa through 3 innings. Spun a 3.00 ERA in first 5 assignments (2 GS). Picked up first career save with a 4-inning performance May 14 vs. Frisco (3 R, 2 H, 1 HR, 1 BB, 2 K). Struck out season-high 6 batters over 2 2/3 frames July 30 vs. Midland, and notched 5 strikeouts in 5 innings May 8 vs. San Antonio. Converted 3 of 5 save opportunities. Held a 3.99 ERA in 21 appearances out of the bullpen. Yielded 12.12 baserunners per 9 innings pitched, the 5th-lowest ratio among Texas League relievers. Struggled in a starting role, going 1-4 with a 7.61 ERA. Went 5 IP while allowing 2 runs and 6 hits June 23 at Frisco, marked longest start of the season. Finished the season with a solid stretch over final 6 appearances, permitting 5 ER in 16 IP (2.81 ERA) August 9-September 3. Overall, the Texas League batted .294 with 14 home runs against him. Stands as highest BAA in career. Yielded 2 runs in 3 IP in only postseason appearance in TLDS against Midland.

**2015** – Missed the season due to Tommy John surgery.

**2014** – Opened the year with Lancaster and was selected as the club's Pitcher of the Month for April. Won 4 consecutive appearances, including 2 starts, from April 12-25, logging a 1.59 ERA and .105 batting average against. Final appearance with the JetHawks was April 29 vs. High Desert when he struck out 7 and did not issue a walk over 3 2/3 innings of relief. Departed the California League tied for 2nd in wins. Also ranked 3rd in opposition batting average and slotted 7th in ERA. Lost first 2 starts with the Hooks, yielding a combined 10 runs on 15 hits and 4 home runs over 8 2/3 innings. Went 2-0 with a 1.39 ERA in next 6 appearances (5 starts). Struck out 35 and walked 8 in 32 1/3 IP. Of the 5 earned runs allowed during this stretch, 4 came courtesy of solo home runs. Fanned a season-high 9 batters and walked 2 over 5.0 shutout frames vs. Frisco on June 13. RoughRiders struck for 5 runs on 8 hits in his following start. A Texas League Mid-Season All-Star, was the pitcher of record in the South's 3-1 setback against the North, surrendering a 2-run homer to Cody Stanley in the 4th. Earned an Independence Day triumph after hurling 6 scoreless frames opposite Springfield. Worked mostly in relief to close the season with 5 of his final 7 appearances coming out the bullpen. As a reliever, was 2-1 with a 6.29 ERA in 8 outings. In 13 starts, posted a 3-4 record and 3.68 ERA. Held lefties to a .234 average while right-handers batted at a .261 clip. Featured a 3.77 ERA at home compared to a 5.30 mark on the road. Claimed 4 of his 5 wins at Whataburger Field. Twelve of the 14 home runs he allowed were solo shots. The opposition scored 34% (16 of 47) of its runs via the long ball. Ranked 2nd on the club in strikeouts, and, with the Hooks, averaged 9.06 strikeouts per 9.0 innings and fanned 3.84 batters for every walk issued. Entered the season rated as the Astros' 13th best prospect by MLB.com.


**2013** – Combined to go 6-5 with a 3.67 ERA in 24 starts between Wilmington and Lancaster. Won 4 out of 5 starts May 7-30, going 4-0 with a 1.57 ERA (5 ER in 28 2/3 IP). Dropped 3 straight starts June 9-25, with an 0-3 record and a 6.91 ERA (11 ER in 14 1/3 IP). Allowed more than 4 runs in a start just once – June 9 at Winston-Salem. In 5 July starts, was 1-0 with a 2.79 ERA. Traded to the Astros on July 31. Made first start with the JetHawks August 3 and lasted just two-thirds of an inning after he allowed 4 earned runs on 4 hits and 3 walks. The next time out, on August 10, he tossed a complete-game 2-hit shutout with a season-high nine strikeouts at High Desert. In 4 home starts for Lancaster, was 0-1 with an 11.93 ERA. Took a no-decision in his lone playoff start, allowing 1 earned run on 7 hits in 5 innings.

**Career Notes:** Averages 9.1 strikeouts per-9 innings and has a 3.27 strikeout-to-walk ratio. Surrendering 1 HR for every 9 IP. Selected by the Royals in the 4th round of the 2011 draft out of Santaluces Community HS in Lantana, FL

YEAR	CLUB	W-L	ERA	G	GS	CG	SO	SV	IP	H	R	ER	BB	K
2012	Idaho Falls (R)	1-0	1.80	1	1	0	0	0	5.0	3	1	1	1	11
	Kane County (A)	4-3	2.94	13	13	0	0	0	67.1	62	26	22	20	87
2013	Wilmington (A)	5-4	2.85	19	19	0	0	0	104.1	93	38	33	29	96
	Lancaster (A)	1-1	7.33	5	5	1	1	0	23.1	26	19	19	9	21
2014	Lancaster (A)	4-0	2.60	7	3	0	0	0	27.2	18	10	8	12	31
	Corpus Christi (AA)	5-5	4.34	21	13	0	0	0	95.1	92	47	46	25	96
2016	Corpus Christi (AA)	3-7	5.03	27	6	0	0	3	82.1	98	54	46	29	67
	<b>Career Totals</b>	<b>23-20</b>	<b>3.89</b>	<b>93</b>	<b>60</b>	<b>1</b>	<b>1</b>	<b>3</b>	<b>405.1</b>	<b>392</b>	<b>195</b>	<b>175</b>	<b>125</b>	<b>409</b>



# MEDIA GUIDE 2017



## CY SNEED RHP

**BORN** October 1, 1992 in Elko, NV

**OPENING DAY AGE** 24

**HEIGHT** 6'4

**WEIGHT** 185

**BATS** Right

**THROWS** Right

**RESIDES** Dallas, TX

**COLLEGE** Dallas Baptist

**ACQUIRED** Via trade from Milwaukee in exchange for IF Jonathan Villar on November 19, 2015

**Career Highlights: 2017** – Earned a non-roster invite to big league camp

**2016** - Set career high marks in starts, innings, and strikeouts. Ranked 11th among Texas League qualified pitchers in ERA and slotted 7th in strikeouts. Went 2-1 with a 2.08 ERA in final 7 GS of the regular season (32 K, 5 BB, 43 1/3 IP). Blanked Northwest Arkansas on the road August 18 with a career-best 7.0 IP. Fanned 5 batters and retired 18 of final 19 batters he faced. Went 2-0 with 2.86 ERA and .237 BAA in 8 appearances (6 GS) May 12-June 23, striking out 40 hitters and walking just 9 over 34 2/3 IP. Set a career-high with 10 strikeouts over 4 shutout innings June 23 at Frisco, picking up his lone save in the process. Got off to a hot start to season by boasting a 1.15 ERA and .228 BAA in first 4 games (2 GS). Allowed just 4 HR in his first 15 outings of the year. Pitched at least 5 innings in 14 of 21 starts while working into the 6th in 9 starts. Had 6 "quality starts" of at least 6 complete innings and 3 earned runs or less allowed. Made 5 starts in August and posted a 2-1 record with a 2.27 ERA. Surrendered just 1 earned run in 14 innings out of the bullpen. Ended the regular year by hurling 5 shutout innings on Labor Day at San Antonio's Wolff Stadium. Started Game 4 of the Texas League South Division Series at Security Bank Ballpark, allowing 3 runs on 5 hits and 2 walks in 4 innings. Midland clinched the set with a 5-2 victory.

**2015** – Was 6-11 with a 2.58 ERA and 1 complete game in 26 games (24 starts) between Wisconsin (Midwest League) and Brevard County (Florida State League). Struck out 122 and walked 28 in 139 1/3 innings while posting a WHIP of 1.13. Ranked among Milwaukee system leaders in starts (T-3rd), innings pitched (3rd), strikeouts (4th) and ERA (5th). Started the season in the FSL where he authored a 1.38 ERA in first 7 starts. Lone save was a scoreless 4-inning number April 15 vs. Burlington. Picked up a win April 25 by tossing 5 shutout innings against Peoria. Struck out 19 batters and walked 3 over 17 2/3 innings thru initial 4 Timber Rattlers appearances. Despite logging a 3.32 ERA, lost 4 consecutive outings May 1-17. Final 10 Wisconsin assignments were starts, in which he went 2-5 with a 3.23 ERA. Limited the league to a .248 batting average during this run. Promoted to the FSL at the start of July. Lost Independence Day debut against Clearwater, yielding 4 runs on 6 hits in 4 innings. Posted a 2.02 ERA and .245 opponent batting average in remaining 10 regular-season starts. Achieved 7 innings pitched on 5 occasions, including September 4 when he struck out 10 against 3 walks while blanking Daytona.

**2014** – Permitted just 1 earned run in first 4 pro games, totaling 12 innings. Best start for Helena occurred August 1 when he hurled 5 shutout frames at Missoula.

**Career Notes:** Yielded 12 home runs in 2016, compared to a total of 8 dingers over first 2 campaigns. Is averaging 3.53 strikeouts per walk. Picked by the Brewers in the 3rd round of the 2014 draft. Originally selected by Texas in the 35th round of the 2011 draft out of Twin Falls High School in Twin Falls, ID.


**College Notes:** Was a fixture in the Patriots starting rotation since freshman year in 2012. Went 20-12 with a 4.22 ERA in 49 starts over a 3-year tenure at DBU. Over final three Patriots starts, including performances in the Missouri Valley Conference Tournament and the Fort Worth Regional, he tossed 22 1/3 innings and allowed just 2 earned runs.

**Personal Note:** Older brother Zeb, was selected by the Kansas City Royals in the 11th round of the 2012 draft and father Robert was drafted by the New York Mets in 1986.

YEAR	CLUB	W-L	ERA	G	GS	CG	SO	SV	IP	H	R	ER	BB	K
2014	Helena (R)	0-2	5.92	11	6	0	0	1	38.0	50	31	25	14	31
2015	Wisconsin (A)	3-7	2.68	15	13	0	0	1	77.1	70	33	23	17	67
	Brevard County (A)	3-4	2.47	11	11	1	0	0	62.0	59	23	17	11	55
2016	Corpus Christi (AA)	6-5	4.04	25	21	0	0	1	118	119	55	53	33	112
	<b>Career Totals</b>	<b>12-18</b>	<b>3.60</b>	<b>62</b>	<b>51</b>	<b>1</b>	<b>0</b>	<b>3</b>	<b>295.1</b>	<b>298</b>	<b>142</b>	<b>118</b>	<b>75</b>	<b>265</b>







## GARRETT STUBBS C

**BORN** May 26, 1993 in San Diego, CA

**OPENING DAY AGE** 23

**HEIGHT** 5'10

**WEIGHT** 175

**BATS** Left

**THROWS** Right

**RESIDES** Del Mar, CA

**COLLEGE** University of Southern California

**ACQUIRED** Selected in 8th round of the June 2015 draft

**Career Highlights: 2017** – Earned a non-roster invite to Major League Spring Training. Ranked by MLB.com as the No. 11 Astros prospect.

**2016** – Named one of Houston's Organizational All-Stars by MiLB.com. The California League Midseason All-Star hit at a .304 clip, which slotted 5th among Houston farmhands. Totaled 10 homers, 54 RBIs, 58 runs scored, 15 stolen bases, and held a .391 on-base percentage between Lancaster and Corpus Christi. Named JetHawks Player of the Month during May, hitting .316 with 5 homers, 3 doubles and 10 RBIs in 21 games. Had the longest on-base streak in Cal League (32 GM) from April 16-June 7, and a 16-game hit streak from April 16-May 19. Featured a pair of 4-RBI performances and logged a 5-RBI night June 5 vs. Modesto. Made his AA debut on July 5 vs. Tulsa and recorded an RBI single in first at-bat. Had 15 multi-hit games with Corpus Christi, including a pair of 4-hit performances. Reached base safely in 27 of 31 Texas League contests. Slugged his first homer at AA level on July 8 at Springfield. Received Corpus Christi's Player of the Month award for July, batting .327 with 1 homer, 3 doubles, 7 RBIs, and a .413 on-base percentage in 14 contests. Recorded an 8-game hit streak with the Hooks from August 10-27 while hitting .433 (13-30) with 2 dingers and 5 RBIs during that span. Batted .327 in 61 AB against LHP and .298 in 265 AB against RHP between both levels. Started 66 games behind the plate. Threw out more than 50% of baserunners attempting to steal (27 CS in 53 attempts) while committing just two errors. Put together impressive stretch in 4 postseason games with Corpus Christi, going 7-for-17 (.412) with 2 RBIs and 2 runs scored. Played in 20 games for the Glendale Desert Dogs of the Arizona Fall League.


**2015** – Hit .263 with 5 doubles and 7 RBIs in 36 games between Tri-City and Quad Cities. Also worked 21 walks against 5 strikeouts. Made professional baseball debut on June 20 at Connecticut and went 2-for-4 with a run scored. Made 34 starts at catcher between both levels and did not commit an error. Excelled at throwing out base runners, registering a 55% CS rate in 27 attempts. Finished the season with Quad Cities on a high-note, going 9-for-24 (.375) with 4 RBIs during final 7 games of the year.

**Career Notes:** Owns a .385 on-base percentage, and has been caught only 3 times in 21 stole-base attempts. Charged with 14 passed balls is 863 chances, while throwing out 51% of runners attempting to steal.

**College Notes:** Won the Johnny Bench Award as college baseball's top catcher in 2015, along with Pacific-12 Conference defensive player of the year. Batted .346 with 20 steals in senior season after hitting just .240 combined in his first three seasons at Southern California.

YEAR	CLUB	AVG	G	AB	R	H	2B	3B	HR	RBI	BB	K	SB
2015	Tri-City (A)	.235	11	34	5	8	0	0	0	2	7	3	2
	Quad Cities (A)	.274	25	84	15	23	5	0	0	5	14	2	1
2016	Lancaster (A)	.291	55	206	35	60	13	0	6	38	29	37	10
	Corpus Christi (AA)	.325	31	120	23	39	9	1	4	16	14	11	5
	<b>Career Totals</b>	<b>.293</b>	<b>122</b>	<b>444</b>	<b>78</b>	<b>130</b>	<b>27</b>	<b>1</b>	<b>10</b>	<b>61</b>	<b>64</b>	<b>53</b>	<b>18</b>





## NICK Tanielu IF

**BORN** September 4, 1992 in Huntsville, AL

**OPENING DAY AGE** 24

**HEIGHT** 5'11

**WEIGHT** 215

**BATS** Right

**THROWS** Right

**RESIDES** Huntsville, AL

**COLLEGE** Washington State University

**ACQUIRED** Selected in the 14th round of the June 2014 draft

**Career Highlights: 2016** – Hit .285 with 58 runs, 24 doubles, 3 triples, 11 home runs and 76 RBIs in 130 games between Lancaster and Corpus Christi. Tied for 2nd in the Astros system in RBIs, and slotted 8th in batting average. Named JetHawks Player of the Month for April, batting .301 with 6 doubles, 1 triple, 2 homers, and 11 RBIs in 19 games. With Lancaster, maintained a .435 average and 1.076 OPS in 15 May contests. At the time of his promotion to Corpus Christi, led the California League with a .372 batting average. Made AA debut at Midland on May 20 and hit a game-tying 2-run homer in Corpus Christi's 4-3 victory. Plated 4 runs on a double and a 3-run poke June 13 vs. San Antonio. Put together a season-best 8-game hit streak from July 7-July 16. Had a 7-game hit surge July 19-25: .333 (2 HR, 3 RBI). Registered 22 multi-hit games with Corpus Christi and 10 games with at least a pair of RBIs. Best month at AA level was July (.287-2-11). Went 7-for-18 (.389) with 2 doubles, 1 long ball and 2 RBIs in the Texas League South Division Series. With Lancaster, batted .345 vs. LHP (29 AB) and .380 vs. RHP (108 AB). Hit .276 vs. LHP (87 AB) and .246 vs. RHP (284 AB) with Corpus Christi. Committed 11 errors in 44 games played a third base between Lancaster and Corpus Christi. Batted .352 with 5 doubles, 1 homer and 5 RBIs in 14 assignments for the Glendale Desert Dogs of the Arizona Fall League.

**2015** – A Midseason and Postseason Midwest League All-Star, tied for 4th in the league in batting average and slotted 5th in RBIs. Led Quad Cities in average, hits, doubles, RBIs, total bases (182), on-base percentage (.354) and slugging percentage (.434). Also ranked among the club's top 5 in at-bats (2nd), games (3rd), home runs (T-3rd), triples (5th) and walks (5th). Hit safely in 13 of 17 games May 2 – May 20, batting .400 with 15 runs, 6 doubles, 1 triple, 15 RBIs and a .437 OBP. Posted a pair of 4 RBI games (June 7 at South Bend & July 28 at Beloit). Named River Bandits Player of the Month for July, batting .340 with 11 doubles, 2 homers and 24 RBIs. Slugged .510 and reached base at a .378 clip. Cracked a base hit in 31 of final 36 regular-season contests. Featured a .326 average, 11 doubles, 2 triples, 4 home runs, 33 RBIs and a .908 OPS during this period. Performed better on the road (.328-4-34) than at home (.289-2-36), and all 6 home runs were off right-handers.

**2014** – Batting average ranked 4th in the Houston system and tied for 4th in the New York-Penn League. A NYPL All-Star, paced the Valley Cats in average, hits, RBIs and total bases (99), while placing 2nd on the club in games, at-bats and doubles. Batted .325 in first 42 games, featuring 14 extra-base hits and 33 RBIs. Posted a .272-1-7 line in the remaining 21 games. Featured 4 RBIs on 2 occasions (July 1 at Vermont & July 24 vs. Staten Island). Also carved out a season-high 4 hits July 1, making the most out of 2 doubles and a 3-run homer. Clubbed 3 two-baggers and drove in 3 runs July 27 at Aberdeen. Batted .314 with all 3 dingers against right-handed pitching. Lefties held him to a .250 average. Hit at a .441 clip and notched a 1.189 OPS with runners in scoring position and 2 outs.


**Career Notes:** Has played in 179 games at third base, 104 at second and 12 at first.

**College Notes:** As a redshirt sophomore, started 53 of 54 games for Washington State in 2014 and hit a team-best .340, slotting 6th in the Pac-12. Also tied for 3rd in the conference with 16 doubles and tied for 5th with 70 hits. Career .364 batting average is 3rd all-time by a Cougar.

YEAR	CLUB	AVG	G	AB	R	H	2B	3B	HR	RBI	BB	K	SB
2014	Tri-City (A)	.300	62	233	29	70	16	2	3	40	16	48	2
2015	Quad Cities (A)	.308	110	419	55	129	27	4	6	70	30	65	2
2016	Lancaster (A)	.372	35	137	23	51	2	2	4	29	7	22	5
	Corpus Christi (AA)	.253	95	371	35	94	15	1	7	47	22	60	1
	<b>Career Totals</b>	<b>.297</b>	<b>302</b>	<b>1160</b>	<b>142</b>	<b>344</b>	<b>67</b>	<b>9</b>	<b>20</b>	<b>186</b>	<b>75</b>	<b>195</b>	<b>10</b>







## ANDREW THOME RHP

**BORN** January 13, 1993 in St. Cloud, MN

**OPENING DAY AGE** 24

**HEIGHT** 6'3

**WEIGHT** 216

**BATS** Right

**THROWS** Right

**RESIDES** St. Cloud, MN

**COLLEGE** University of North Dakota


**ACQUIRED** Signed as non-drafted free agent in June 2015

**Career Highlights: 2016** – Pitched to a combined 3.11 ERA with Quad Cities and Lancaster. Went 4 for 5 in save chances with Quad Cities and recorded his first career save on April 13 at Peoria (1 2/3 IP, 0 R). In April, made 7 appearances while holding a 1.10 ERA over 16 1/3 innings. Made 5 appearances in May (2.92 ERA, 12 1/3 IP) while going at least 2 innings or more in 4 of those appearances. Made debut with Lancaster on May 27 vs. High Desert, going 2 scoreless innings in relief. Did not allow a run through 7 1/3 innings (3 appearances) to begin time with the JetHawks. Struggled in June (11 2/3 IP, 10.03 ERA) but bounced back in July (14 IP, 3.21 ERA). Transitioned to closer role in late July and would go on to record 5 saves in 6 California League chances. Was named Lancaster Pitcher of the Month for August (13 1/3 IP, 1.35 ERA, 2 SV). Held a post All-Star break ERA of 2.43 with Lancaster.

**2015** – Made professional debut on July 6 at Kingsville with a scoreless inning in relief. Named Appalachian League Pitcher of the Week for August 24-30, striking out 7 over 9 combined shutout frames in victories against Elizabethton and Princeton. Surrendered just 1 earned run in 21 August innings, rendering a 2-1 record and 0.43 ERA. Charged with 1 ER in 7 relief assignments, covering 16 innings. Posted a 1.20 ERA in 4 starts.

**College Notes:** Four-year member of starting rotation at North Dakota and led the program to its first Western Athletic Conference Tournament in his senior season. Finished career at North Dakota as the program record holder for innings (333 1/3) and shutouts (4). Also ranked second in wins (18) and complete games (17) while ranked third all-time in strikeouts (220).

YEAR	CLUB	W-L	ERA	G	GS	CG	SO	SV	IP	H	R	ER	BB	K
2015	Greeneville (R)	2-1	0.87	11	4	0	0	0	31	31	7	3	1	19
	Quad Cities (A)	0-0	0.00	1	0	0	0	0	4	3	1	0	1	2
2016	Quad Cities (A)	2-1	1.88	12	0	0	0	4	28.2	23	8	6	4	16
	Lancaster (A)	1-1	3.86	26	0	0	0	5	46.2	53	23	20	18	36
<b>Career Totals</b>		<b>5-3</b>	<b>2.37</b>	<b>50</b>	<b>4</b>	<b>0</b>	<b>0</b>	<b>9</b>	<b>110.1</b>	<b>110</b>	<b>39</b>	<b>29</b>	<b>24</b>	<b>73</b>



## RYAN THOMPSON RHP

**BORN** June 26, 1992 in Turner, OR

**OPENING DAY AGE** 24

**HEIGHT** 6'3

**WEIGHT** 220

**BATS** Right

**THROWS** Right

**RESIDES** Turner, OR

**COLLEGE** Campbell University (NC)

**ACQUIRED** Selected in the 23rd round of the 2014 June draft

**Career Highlights: 2016** – Went 5-2 with a 3.35 ERA and 5 saves in 43 games between Lancaster and Corpus Christi. Recorded 65 strikeouts and walked 19 batters in 75 1/3 innings pitched, averaging 3.42 Ks per free pass. Opened the year with Lancaster where 3 of his first 4 outings were of the scoreless variety. Ended JetHawks tenure by going 2-0 with a 0.73 ERA in final 7 appearances. Yielded just a solo home run while striking out 18 against 7 hits in 12 1/3 innings during this stretch. Made AA debut on June 21 at San Antonio, throwing 2 scoreless frames in a 5-1 victory. Went on to hold the lowest ERA of any Corpus Christi pitcher with at least 40 IP. Did not allow a single homer with the Hooks, and permitted earned runs in 5 of his 23 Texas League appearances. Blanked the opposition in 14 of his final 17 assignments (4 R in 30 2/3 IP). Pitched scoreless ball in final 3 regular-season games (6.0 IP). Picked up first save at AA level on July 7 at Springfield (1 IP, 0 ER). Whitewashed Midland over a season-high 4 innings July 17 at Security Bank Ballpark. Held left-handed hitters to a .209 batting average (43 AB) while righties batted at a .225 clip (102 AB). Made 2 postseason appearances in TLDS, surrendering 1 run on 5 hits in 4 total innings.

**2015** – Went 5-2 with a 3.00 ERA and 7 saves in 43 games between Quad Cities and Lancaster. Struck out 60 and walked 17 in 63 innings, yielding a WHIP of 1.08. Opened the year with the River Bandits and pitched scoreless ball in first 9 assignments. Fanned 13 batters and walked 2 over 12 frames during this run. Logged a 9.24 ERA over next 10 appearances. Rebounded by blanking the opposition in 17 of final 19 Midwest League contests. Struck out 29 in 29 2/3 innings June 16 to August 23. Surge jumpstarted by a pair of 3-inning scoreless appearances June 16 and June 27. Struck out a season-high 4 batters each time. Converted 5 of 7 save chances and won final 3 decisions with Quad Cities. Promoted to the California League in late August. Made good on both save opportunities with the JetHawks. Appeared in 1 postseason game for Lancaster.

**2014** – A Midseason New York-Penn League All-Star, tied for 3rd in the league in saves. Also ranked 5th in the loop in games finished (15). Led the Valley Cats in appearances. Turned lone blown save into a victory July 22 at Connecticut, pitching 1 1/3 scoreless innings. Only 1 of 10 runners inherited scored. Permitted 2 earned runs in a game only once, a July 9 save at Jamestown. Left-handed hitters managed a .143 batting average while right-handers batted at a .309 clip. Penned 2 scoreless appearances during the playoffs as Tri-City lost to State College in the NYPL Finals.


**Career Notes:** Holding the opposition to a .239 average while featuring a 3.20 strikeout-to-walk ratio.

**College Notes:** In 2014, the senior right-hander went 7-2 with a 1.33 ERA and 17 saves, striking out 87 over 88 innings en route to Third-Team Louisville Slugger All-America honors. Named the 2013 Big South Pitcher of the Year after leading the nation with a 0.88 ERA. Effort made him the first Camel to earn All-America accolades in multiple campaigns.

YEAR	CLUB	W-L	ERA	G	GS	CG	SO	SV	IP	H	R	ER	BB	K
2014	Tri-City (A)	2-1	2.96	23	0	0	0	12	24.1	22	9	8	9	19
2015	Quad Cities (A)	4-2	2.65	38	0	0	0	5	54.1	43	18	16	15	55
	Lancaster (A)	1-0	5.19	5	0	0	0	2	8.2	8	5	5	2	5
2016	Lancaster (A)	2-1	5.09	20	0	0	0	2	35.1	41	21	20	9	42
	Corpus Christi (AA)	3-1	1.80	23	0	0	0	3	40.0	32	9	8	10	23
	<b>Career Totals</b>	<b>12-5</b>	<b>3.15</b>	<b>109</b>	<b>0</b>	<b>0</b>	<b>0</b>	<b>24</b>	<b>162.2</b>	<b>146</b>	<b>62</b>	<b>57</b>	<b>45</b>	<b>144</b>







## TRENT THORNTON RHP

**BORN** September 30, 1993 in Pittsburgh, PA

**OPENING DAY AGE** 23

**HEIGHT** 6'0

**WEIGHT** 180

**BATS** Right

**THROWS** Right

**RESIDES** Charlotte, NC

**COLLEGE** University of North Carolina

**ACQUIRED** Selected in the 5th round of the 2015 June Draft


**Career Highlights: 2016** – Went 10-5 with a 3.52 ERA between Lancaster and Corpus Christi. Pitched in 135 2/3 innings while recording 124 strikeouts, 21 walks, and a 1.14 WHIP. Averaged 5.90 strikeouts per free pass. Ranked among Houston's minor-league leaders in wins (T-3rd), strikeouts (5th) and ERA (7th). Was 1 of 3 California League pitchers to toss a complete game shutout, doing so in the opener of a July 14 doubleheader at San Jose. Named JetHawks Pitcher of the Month for July, going 4-0 with a 2.70 ERA in 4 starts. Struck out 28 and walked 2 in 26.2 IP for the month. At the time of promotion to AA, ranked 4th in California League with a 1.19 WHIP. Made Hooks debut July 26 at San Antonio, spreading 2 runs over 6 frames. Permitted 1 ER or less while working 6 innings or more in 4 of his first 6 Texas League starts. Lone loss was August 6 at Midland when surrendered 5 runs on 6 hits in 6 innings. Rebounded by retiring 11 of the last 13 batters he faced. Accounted for 7 total runs in his other 6 Corpus Christi assignments (40 IP). Hurlled a career-high 8 innings while allowing 2 runs in an August 31 victory at Frisco. While pitching for Corpus Christi, limited the opposition to a .125 batting average with runners in scoring position. Took a no-decision in Game 2 of the Texas League South Division Series, holding Midland to 1 earned run in 6 2/3 frames September 8.

**2015** – Led the Valley Cats in starts and innings pitched while slotting 2nd on the club in strikeouts. Went a season-best 5 IP on 2 occasions (July 29 vs. West Virginia & August 8 at Aberdeen). Won 3 consecutive outings July 29-August 8, allowing 4 total runs in 13 2/3 innings. Struck out 11 and walked 2 during this run. Registered a 2.45 ERA in final 6 regular-season starts. Right-handers posted a .240-2-6 line while lefties batted .325 with 15 RBIs.

**Career Notes:** Owns a 1.19 WHIP while averaging 5.55 strikeouts per walk. Has yielded 21 home runs (1.0 HR per 9.0 IP).

**College Notes:** Earned consensus freshman All-America honors at University of North Carolina in 2013, going 12-1 with a 1.37 ERA in 29 games (6 starts). Was teammates with fellow Hooks starter Kent Emanuel. Penned at least 7 IP in 4 of 6 starts. Earned a start in the College World Series, permitting 2 runs in 7 frames en route to a victory over LSU. Earned second-team All-ACC honors as a sophomore. Went 22-12 with a 2.82 ERA and 15 saves thru 3 seasons with the Tar Heels, striking out 245 against 79 walks in 249 innings.

YEAR	CLUB	W-L	ERA	G	GS	CG	SO	SV	IP	H	R	ER	BB	K
2015	Tri-City (A)	4-0	3.27	15	12	0	0	0	55	62	21	20	10	48
2016	Lancaster (A)	7-4	4.12	17	14	1	1	0	89.2	91	46	41	16	89
	Corpus Christi (AA)	3-1	2.35	7	7	0	0	0	46	42	12	12	5	35
	<b>Career Totals</b>	<b>14-5</b>	<b>3.45</b>	<b>39</b>	<b>33</b>	<b>1</b>	<b>1</b>	<b>0</b>	<b>190.2</b>	<b>195</b>	<b>79</b>	<b>73</b>	<b>31</b>	<b>172</b>



## KYLE TUCKER OF

**BORN** January 17, 1997 in Tampa, FL

**OPENING DAY AGE** 20

**HEIGHT** 6'4

**BATS** Left

**RESIDES** Tampa, FL

**ACQUIRED** Selected in the 1st round (5th overall pick) of the 2015 June Draft

**WEIGHT** 190

**THROWS** Right

**2017** – Enters the season as the second-best Astros farmhand, and the No. 35 prospect in Minor League Baseball, according to MLB.com. Labeled by *Baseball America's* as the “Best Hitter for Average” in the Houston system.

**2016** – Hit .285 with 25 doubles, 7 triples, 9 home runs and 69 RBIs and 32 stolen bases in 117 games between Quad Cities and Lancaster. Ranked 9th in the Astros system in batting average, and slotted 5th in stolen bases. Began the year with the River Bandits and was among the 10 youngest players to compete in the Midwest League. The MWL Midseason All-Star boasted the 3rd-most steals in the circuit, despite departing for the California League on August 17. Named the Quad Cities Player of the Month for May, hitting .316 with 7 doubles, 3 triples, 20 RBIs, and 16 stolen bases (most in Midwest League during May) in 26 games. Raised season average from .247 to .326 during a torrid stretch from May 3-May 19, batting .439 (25-for-57) with 11 RBIs. Hit safely in 12 of his 14 June assignments. Struggled in July, hitting .200 with 1 home run and 9 RBIs. Named MWL Player of the Week for August 1-7 after posting a .414-3-6 line. Had accounted for 3 home runs on the season leading up to this surge. Went 2-for-4 in California League debut August 18 at High Desert. Notched 4 hits (3 doubles) and plated 3 runs in 5 at-bats August 31 vs. Rancho Cucamonga. Finished the year on a 5-game hit streak, going 9-for-18 with 2 home runs and 7 RBIs. Was 3.4 years younger than the average Cal League player. Went 5-for-25 with 1 double, 1 home run and 2 RBIs in 5 postseason games. Spent time at every outfield position: LF (21 G, 0 E), CF (64 G, 1 E) and RF (20 G, 2 E). Boasted a .986 FP and recorded 12 assists in 105 games played in the outfield.

**2015** – Ended the campaign as Baseball America's No. 4 Astros prospect. Hit .246 with 3 home runs and 33 RBIs in 63 games between GCL Astros and Greeneville. Went 18-for-22 in stolen-base attempts. Picked up first hit in professional baseball on June 23 against the GCL Tigers. Hit first home run on July 2 against GCL Yankees. Went 3-for-5 with a double and an RBI in Appalachian League on August 1. Cracked 2 doubles and a home run August 13 at Pulaski.

**Career Notes:** Has been successful in 76% (50-for-66) of his steal attempts.

**Personal & Prep Notes:** Older brother is Astros outfielder and Corpus Christi alum Preston Tucker. Graduated from H.B. Plant High School in Tampa, FL, the alma mater of Hall of Fame third baseman Wade Boggs. Named 2015 Gatorade Florida Baseball Player of the Year, batting .484 with 10 home runs and 27 RBIs as a senior at Plant High.

YEAR	CLUB	AVG	G	AB	R	H	2B	3B	HR	RBI	BB	K	SB
2015	GCL Astros (R)	.208	33	120	19	25	3	2	2	13	9	14	4
	Greeneville (R)	.286	30	112	11	32	9	0	1	20	7	15	14
2016	Quad Cities (A)	.276	101	373	43	103	19	5	6	56	40	75	31
	Lancaster (A)	.339	16	59	13	20	6	2	3	13	10	6	1
	<b>Career Totals</b>	<b>.271</b>	<b>180</b>	<b>664</b>	<b>86</b>	<b>180</b>	<b>37</b>	<b>9</b>	<b>12</b>	<b>102</b>	<b>66</b>	<b>110</b>	<b>50</b>







## FRAMBER VALDEZ LHP

**BORN** November 19, 1993 in Palenque, DR

**OPENING DAY AGE** 23

**HEIGHT** 5'11

**WEIGHT** 216

**BATS** Left

**THROWS** Left

**RESIDES** San Cristobal, DR

**ACQUIRED** Signed by the Astros as a non-drafted free agent in March 2015


**Career Highlights: 2017** – Ranked the No. 30 Astros prospect, according to MLB.com.

**2016** – Pitched to a combined 3.19 ERA (73 1/3 IP) between Greeneville, Tri-City, Quad Cities, and Lancaster. Sinker prompted a 3.6 groundout-to-flyout ratio. Went back and forth between Greeneville and Tri-City during June and July. Made 2 starts with Greeneville on June 26 at Bristol (4 2/3 IP, 2 ER) and July 2 vs. Kingsport (6 IP, 0 ER). In 4 outings (2 starts) during July with Tri-City, posted a 2.37 ERA (19 IP). Named Appalachian League Pitcher of the Week for June 27-July 3. Made debut with Quad Cities on July 30 at Beloit (5 IP, 1 ER). In 5 starts during August, threw 30 1/3 IP while registering a 3.26 ERA. Promoted to Lancaster for 1 start on September 5 vs. Inland Empire and allowed 3 ER through 5 2/3 innings. Held left-handed hitters to a combined .243 BAA (78 AB).

**2015** – Picked up 3 multi-inning saves with DSL Astros (1 1/3 IP, 2 IP, 4 IP).

**Career Notes:** Has not surrendered an extra-base hit to a left-handed batter. Averaging 9.4 strikeouts per 9 innings & 2.88 Ks per walk.

YEAR	CLUB	W-L	ERA	G	GS	CG	SO	SV	IP	H	R	ER	BB	K
2015	DSL Astros (R)	4-1	3.68	16	0	0	0	3	36.2	36	19	15	17	36
2016	Greeneville (R)	1-0	1.69	2	2	0	0	0	10.2	7	2	2	3	15
	Tri-City (A)	2-1	3.74	5	2	0	0	0	21.2	22	10	9	7	28
	Quad Cities (A)	1-3	3.06	6	6	1	0	0	35.1	31	15	12	11	35
	Lancaster (A)	0-1	4.76	1	1	0	0	0	5.2	8	5	3	2	1
	<b>Career Totals</b>	<b>8-6</b>	<b>3.35</b>	<b>30</b>	<b>11</b>	<b>1</b>	<b>0</b>	<b>3</b>	<b>110.0</b>	<b>104</b>	<b>51</b>	<b>41</b>	<b>40</b>	<b>115</b>



## TRENT WOODWARD C

**BORN** February 4, 1992 in Claremont, CA

**OPENING DAY AGE** 24

**HEIGHT** 6'2

**WEIGHT** 209

**BATS** Switch

**THROWS** Right

**RESIDES** Claremont, CA

**COLLEGE** Fresno State

**ACQUIRED** Selected in the 20th round of the 2014 June draft

**Career Highlights: 2016** – Hit .260 with 7 home runs and 39 RBIs combined between Corpus Christi and Lancaster. Played in 44 games at catcher, committing 2 errors and recording a 34% caught-stealing rate (13x38). With Lancaster, played 2 games at first base and 17 games at third base. Got off to a hot start with Corpus Christi in April, collecting hits in the first 5 straight games in which he played. Ended his stint at AA with back-to-back multi-hit games on May 18 and May 19 at San Antonio. Played first game for Lancaster on June 11 at Visalia. Best month with Lancaster was August (.313 BA, 80 AB, 2 HR, 15 RBI), which also saw Woodward's longest hit streak of the season (6 games from August 25-31). Batted .287 (143 AB) against righties and .167 (36 AB) against lefties with Lancaster.

**2015** – Hit .284 with 21 runs, 4 doubles, 1 triple, 1 home run and 14 RBIs in 44 games between Tri-City, Quad Cities, Corpus Christi and Fresno last season. Opened the season in extended spring training. Debuted May 24 with Corpus Christi and clubbed a pinch-hit RBI double in first at-bat. Started behind the plate the next day, going 2-for-4 against Midland. Resurfaced with Tri-City June 19. Went 3-for-6 with a home run and 2 RBIs June 23 at Brooklyn. Worked 4 walks in 6 plate appearances the next night. Promoted to the Midwest League June 30. Posted 4 hits in 4 at-bats July 1 vs. Beloit. Matched this hit total August 24 vs. Clinton when he drove in a season-high 4 runs while falling a homer shy of the cycle. Hit .400 in 25 at-bats from the right-side of the plate while batting .260 as a left-handed hitter. Finished regular year at Triple-A Fresno where he notched 1 hit in 3 of 4 Pacific Coast League games.

**2014** – Recorded lone multi-homer game July 9 vs. Johnson City, belting 2 bombs while plating 3 runs.

**Career Notes:** Has thrown out 33% of runners attempting to steal in 82 career games behind the plate. Appeared 13 times at first base, 17 times at third base, and manned left on 6 occasions in 2014.

**College Notes:** Started all 57 games for Fresno State as a redshirt junior in 2014. The Orange Coast College transfer hit .290 with 8 doubles, 3 home runs and 26 RBIs. Ranked 2nd on the club with a .399 OBP. Made 22 starts at first base for the Bulldogs. Also logged 19 games as catcher and 16 as the designated hitter.

YEAR	CLUB	AVG	G	AB	R	H	2B	3B	HR	RBI	BB	K	SB
2014	Greeneville (R)	.234	27	94	19	22	7	1	2	14	17	21	1
2015	Corpus Christi (AA)	.600	2	5	0	3	1	0	0	1	0	1	0
	Tri-City (A)	.222	7	27	5	6	1	0	1	4	7	7	0
	Quad Cities (A)	.294	31	102	16	30	2	1	0	9	10	24	1
	Fresno (AAA)	.214	4	14	0	3	0	0	0	0	0	4	0
2016	Corpus Christi (AA)	.250	13	48	5	12	4	0	1	3	5	12	0
	Lancaster (A)	.263	54	179	31	47	11	0	6	36	31	48	1
	<b>Career Totals</b>	<b>.262</b>	<b>138</b>	<b>469</b>	<b>76</b>	<b>123</b>	<b>26</b>	<b>2</b>	<b>10</b>	<b>67</b>	<b>70</b>	<b>117</b>	<b>3</b>



## FRANCHISE HISTORY



1968-1973 Memphis Blues (Mets) Memphis, Tennessee  
1974 Victoria Toros (Mets) Victoria, Texas  
1975-1990 Jackson Mets (Mets) Jackson, Mississippi  
1991-1999 Jackson Generals (Astros) Jackson, Mississippi  
2000-2004 Round Rock Express (Astros) Round Rock, Texas  
2005-present Corpus Christi Hooks (Astros) Corpus Christi, Texas

### From Blues to Hooks – A Brief History

2017 marks the 13th season of Hooks Baseball and the club's fourth under the ownership of the Houston Astros. Following a 45-year hiatus, professional Texas League baseball returned to the Sparkling City in 2005 thanks to a series of events involving numerous groups and organizations. The Hooks, however, are not the same franchise as the one that called Corpus Christi home back in 1958 and 1959. The current franchise was born during the tumultuous decade of the 1960s, in a city well outside the state of Texas.

The history of the Hooks' franchise dates all the way back to 1968, when it got its start in the Texas League as the Memphis Blues. That club won the league crown twice, in 1969 and 1973. In 1974, the franchise moved to Victoria, Texas, where it captured the league title in its lone season as the Toros. The following year, 1975, the club found itself in Jackson, Mississippi, where it remained for the next 25 seasons, first as the Mets (1975-1990) then as the Generals (1991-1999). The franchise enjoyed tremendous success on the field during that quarter-century, qualifying for the playoffs 13 times and winning the TL championship on five occasions (1981, 1984, 1985, 1993 and 1996). During one incredible stretch (1980-1987), Jackson dominated the league, making it to eight consecutive postseasons.

Hall of Famer Nolan Ryan and his group stepped in following the 1998 season and acquired the franchise, moving it from Jackson to Round Rock in time for the 2000 season. True to the winning history of the franchise, the Round Rock Express, led by the likes of Morgan Ensberg and Roy Oswalt, powered their way to the Texas League title in that first season at Dell Diamond. The Express, which shattered league attendance records throughout their five-year run, also qualified for postseason play in four of those five seasons.

The move of the franchise from Round Rock to Corpus Christi following the 2004 season was made possible when the owners of the Express, Ryan-Sanders Baseball, acquired the Triple-A franchise in Edmonton, Alberta, Canada and announced their intention to move the club to Round Rock. That paved the way for the Double-A franchise to relocate to the Texas Gulf Coast.

Led by outfielders Hunter Pence and Josh Anderson, the Hooks defeated Wichita three games to one to capture the league title in 2006. That marked the 10th championship in franchise history, which after the 2016 campaign spans 49 seasons.

The sale of the Hooks from Ryan-Sanders Baseball to the Astros was completed in October 2013. With a new stadium lease agreement in place, the franchise has guaranteed its presence in Corpus Christi thru 2034.

In 12 seasons, the Hooks have graduated 90 players to the major leagues and have had another 49 players with big-league experience wear the Corpus Christi uniform. In all, a total of 396 men have played for the Hooks.



## FRANCHISE RECORDS

YEAR	TEAM	RECORD	PCT	FINISH
1968	Blues	67-69	.493	Fifth
1969	Blues	66-65	.504	Fourth: won Western Division; League Champions
1970	Blues	69-67	.507	Third: won Western Division
1971	Blues	69-70	.496	Second: Dixie Association - Central
1972	Blues	75-64	.540	Third
1973	Blues	77-61	.558	First: won Eastern Division; League Champions
1974	Toros	79-57	.581	First: won Eastern Division; League Champions
1975	Mets	65-65	.500	Second
1976	Mets	69-66	.511	Second
1977	Mets	62-68	.477	Fourth
1978	Mets	76-58	.567	Second: won Eastern Division
1979	Mets	70-65	.519	Third
1980	Mets	74-62	.544	Third
1981	Mets	68-66	.507	Second: won Eastern Division; League Champions
1982	Mets	68-65	.511	Second
1983	Mets	69-67	.507	Third: won Eastern Division
1984	Mets	83-53	.610	Second: won Eastern Division; League Champions
1985	Mets	73-63	.537	Second: won Eastern Division; League Champions
1986	Mets	72-63	.533	Third: won Eastern Division
1987	Mets	70-66	.515	Third: won Eastern Division
1988	Mets	61-75	.449	Fourth
1989	Mets	61-74	.452	Fourth
1990	Mets	73-62	.541	First: won Eastern Division
1991	Generals	70-66	.515	Second
1992	Generals	61-74	.452	Third
1993	Generals	73-62	.541	First: won Eastern Division; League Champions
1994	Generals	74-61	.548	First: won Eastern Division
1995	Generals	62-73	.459	Third
1996	Generals	70-70	.500	Third: won Eastern Division; League Champions
1997	Generals	66-73	.475	Third
1998	Generals	70-70	.500	Third
1999	Generals	68-72	.486	Third
2000	Express	83-57	.593	First: won Western Division; League Champions
2001	Express	86-54	.614	First: won Western Division
2002	Express	75-65	.536	Fourth: won Western Division
2003	Express	46-94	.329	Fourth
2004	Express	86-54	.614	First: won Western Division
2005	Hooks	64-76	.457	Third
2006	Hooks	76-63	.547	Second: won South Division; League Champions
2007	Hooks	67-73	.479	Fourth
2008	Hooks	55-85	.393	Fourth
2009	Hooks	61-79	.436	Fourth
2010	Hooks	63-77	.450	Fourth
2011	Hooks	50-90	.357	Fourth
2012	Hooks	81-59	.579	First
2013	Hooks	83-57	.593	First
2014	Hooks	67-73	.479	Fourth
2015	Hooks	89-51	.636	First
2016	Hooks	85-55	.607	First





# MEDIA GUIDE 2017



## 2016 TEAM AND INDIVIDUAL STATS

BATTERS	AVG	G	AB	R	H	2B	3B	HR	RBI	BB	SO	SB	OBP	SLG	E
Avea, Marlon	.000	3	5	0	0	0	0	0	0	0	2	0	.000	.000	0
Ayarza, Rodrigo	.200	2	5	0	1	0	0	0	1	0	0	0	.200	.200	0
Boyd, Bobby	.211	21	76	11	16	2	3	0	3	7	22	4	.282	.316	0
Bregman, Alex	.297	62	236	54	70	16	2	14	46	42	26	5	.415	.559	11
Davis, J.D.	.268	126	485	61	130	34	1	23	81	45	143	1	.334	.485	15
Ferguson, Drew	.327	15	52	14	17	4	1	3	7	6	13	2	.397	.615	1
Fisher, Derek	.245	102	371	54	91	13	4	16	59	74	128	23	.373	.431	3
Fontana, Nolan	.278	10	36	4	10	4	0	0	4	8	5	1	.409	.389	0
Garcia, Alejandro	.271	51	192	24	52	9	0	3	20	6	30	6	.296	.365	1
Gattis, Evan	.375	11	40	8	15	2	0	5	10	1	4	0	.405	.800	0
Gomez, Carlos	.250	5	20	3	5	0	0	1	1	0	6	0	.286	.400	0
Gonzalez, Alfredo	.158	44	146	14	23	5	1	0	7	14	40	0	.236	.205	3
Gregor, Conrad	.211	106	370	36	78	18	3	9	43	48	64	0	.299	.349	5
Gurriel, Yulieski	.118	5	17	0	2	0	0	0	3	1	6	0	.158	.118	1
Hernandez, Teoscar	.305	69	279	53	85	19	0	6	30	32	55	29	.384	.437	3
Hyde, Mott	.218	86	280	27	61	11	3	2	26	26	85	2	.286	.300	13
Laureano, Ramon	.323	36	124	20	40	9	2	5	13	20	33	10	.432	.548	0
Mayfield, Jack	.237	33	118	21	28	7	0	9	26	8	27	2	.298	.525	6
McDonald, Chase	.227	109	392	40	89	12	0	17	53	36	120	0	.290	.388	2
Mitchell, Ronnie	.121	8	33	4	4	0	0	1	4	2	6	0	.171	.212	0
Moon, Chan Jong	.237	40	93	15	22	1	0	1	2	11	24	5	.330	.280	6
Nunez, Antonio	.304	23	69	6	21	1	0	0	7	10	15	1	.402	.319	4
Pena, Roberto	.238	59	202	29	48	11	0	8	20	6	34	0	.264	.411	2
Ramsay, James	.195	97	338	44	66	17	2	4	24	40	67	4	.286	.293	2
Stubbs, Garrett	.325	31	120	23	39	9	1	4	16	14	11	5	.401	.517	2
Tanielu, Nick	.253	95	371	35	94	15	1	7	47	22	60	1	.298	.356	12
Tucker, Preston	.095	6	21	1	2	0	0	0	3	2	9	0	.167	.095	1
Vasquez, Danry	.265	60	211	20	56	12	1	3	20	17	24	8	.322	.374	4
Woodward, Trent	.250	13	48	5	12	4	0	1	3	5	12	0	.321	.396	0
<b>Team Total</b>	<b>.248</b>	<b>140</b>	<b>4750</b>	<b>626</b>	<b>1177</b>	<b>235</b>	<b>25</b>	<b>142</b>	<b>579</b>	<b>503</b>	<b>1071</b>	<b>109</b>	<b>.324</b>	<b>.397</b>	<b>114</b>

PITCHERS	W-L	ERA	G	GS	CG	SHO	SV	IP	H	R	ER	HR	BB	SO
Armenteros, Rogelio	2-0	1.96	3	3	0	0	0	18.1	17	5	4	1	4	13
Comer, Kevin	0-0	3.68	8	0	0	0	1	14.2	17	6	6	2	6	18
Cotton, Chris	1-1	1.71	16	0	0	0	2	26.1	29	7	5	0	7	18
Deemes, Ryan	0-0	0.00	4	0	0	0	0	8.1	7	0	0	0	2	10
Deetz, Dean	2-0	0.00	2	2	0	0	0	12.0	7	0	0	0	2	17
Del Rosario, Yeyfry	1-0	0.00	1	0	0	0	0	1.1	0	0	0	0	0	2
Dorris, Jacob	0-0	1.86	8	0	0	0	4	9.2	7	2	2	1	1	16
Emanuel, Kent	6-4	5.23	17	16	0	0	1	82.2	97	51	48	8	20	58
Freeman, Michael	3-4	7.19	37	0	0	0	2	56.1	79	50	45	5	36	29
Frias, Edison	4-1	2.44	15	10	0	0	1	73.2	60	25	20	3	30	62
Grills, Evan	5-5	3.99	16	13	1	1	1	94.2	94	47	42	13	16	69
Guduan, Reymin	1-0	0.69	9	0	0	0	2	13.0	7	1	1	1	3	19
Heredia, Angel	0-0	2.92	5	0	0	0	0	12.1	14	4	4	1	3	20
Holmes, Brian	4-2	3.73	11	9	0	0	0	50.2	51	26	21	5	13	51
Martes, Francis	9-6	3.30	25	22	0	0	0	125.1	104	53	46	4	47	131
McCullers, Lance	0-0	3.00	1	1	0	0	0	3.0	3	1	1	1	0	4
McCurry, Brendan	2-4	2.27	28	0	0	0	13	39.2	28	12	10	4	8	50
Minnis, Albert	2-1	4.74	12	0	0	0	1	19.0	18	10	10	2	6	11
Musgrove, Joe	2-1	0.34	6	4	0	0	0	26.1	19	2	1	1	3	30
Paulino, David	5-2	1.83	14	9	0	0	1	64.0	47	16	13	3	11	72
Peterson, Eric	6-3	3.69	27	0	0	0	3	53.2	52	29	22	4	9	55
Sandoval, Edgardo	0-0	20.25	1	0	0	0	0	1.1	4	3	3	1	0	0
Santos, Juan	0-1	9.00	1	0	0	0	0	2.0	2	2	2	0	1	2
Sanudo, Gonzalo	0-0	4.05	4	0	0	0	0	6.2	7	3	3	0	3	5
Schmidt, David	1-1	10.00	5	0	0	0	0	9.0	14	10	10	1	4	3
Smith, Kyle	3-7	5.03	27	6	0	0	3	82.1	98	54	46	14	29	67
Sneed, Cy	6-5	4.04	25	21	0	0	1	118.0	119	55	53	12	33	112
Thompson, Ryan	3-1	1.80	23	0	0	0	3	40.0	32	9	8	0	10	23
Thornton, Trent	3-1	2.35	7	7	0	0	0	46.0	42	12	12	5	5	35
Weathersby, Scott	1-0	0.00	1	0	0	0	0	2.0	1	0	0	0	0	3
West, Aaron	5-2	3.47	37	0	0	0	15	62.1	71	32	24	4	12	52
Yuhl, Keegan	8-3	3.04	19	17	0	0	1	97.2	97	37	33	6	21	75
<b>Team Total</b>	<b>85-55</b>	<b>3.49</b>	<b>140</b>	<b>140</b>	<b>1</b>	<b>15</b>	<b>55</b>	<b>1272.1</b>	<b>1244</b>	<b>564</b>	<b>493</b>	<b>102</b>	<b>345</b>	<b>1132</b>



# MEDIA GUIDE 2017



## 2016 HOME STATS

BATTERS	AVG	G	AB	R	H	2B	3B	HR	RBI	BB	SO	SB	OBP	SLG	E
Avea, Marlon	.000	2	4	0	0	0	0	0	0	0	2	0	.000	.000	0
Boyd, Bobby	.188	10	32	4	6	0	2	0	1	3	10	2	.313	.250	0
Bregman, Alex	.304	30	112	27	34	6	1	7	21	13	8	1	.563	.391	5
Davis, J.D.	.243	65	243	32	59	16	0	13	34	22	73	1	.469	.311	11
Ferguson, Drew	.360	7	25	5	9	3	0	2	5	0	4	0	.720	.360	1
Fisher, Derek	.250	54	200	25	50	5	2	13	38	31	78	12	.490	.351	0
Fontana, Nolan	.333	6	24	4	8	3	0	0	3	5	4	1	.458	.448	0
Garcia, Alejandro	.271	27	96	11	26	7	0	2	13	3	15	4	.406	.293	0
Gattis, Evan	.375	11	40	8	15	2	0	5	10	1	4	0	.800	.405	0
Gomez, Carlos	.250	5	20	3	5	0	0	1	1	0	6	0	.400	.286	0
Gonzalez, Alfredo	.169	21	65	4	11	1	1	0	2	6	18	0	.215	.239	3
Gregor, Conrad	.199	48	161	13	32	8	1	4	16	17	27	0	.335	.275	4
Gurriel, Yulieski	.118	5	17	0	2	0	0	0	3	1	6	0	.118	.158	1
Hernandez, Teoscar	.254	32	126	22	32	6	0	1	9	11	30	12	.325	.317	2
Hyde, Mott	.236	42	127	15	30	5	2	1	12	18	41	0	.331	.333	9
Laureano, Ramon	.296	17	54	10	16	4	1	1	4	10	12	3	.463	.424	0
Mayfield, Jack	.278	16	54	10	15	4	0	6	14	2	10	1	.685	.316	0
McDonald, Chase	.201	53	179	18	36	5	0	8	19	15	55	0	.363	.264	0
Mitchell, Ronnie	.000	2	6	1	0	0	0	0	0	2	1	0	.000	.250	0
Moon, Chan Jong	.194	18	36	6	7	1	0	0	0	4	10	1	.222	.275	1
Nunez, Antonio	.286	12	35	4	10	0	0	0	4	4	10	1	.286	.375	1
Pena, Roberto	.218	28	87	13	19	3	0	6	9	3	16	0	.460	.261	1
Ramsay, James	.206	46	165	20	34	10	1	2	12	16	38	2	.315	.277	1
Stubbs, Garrett	.318	17	66	11	21	4	1	1	6	7	3	3	.455	.392	0
Tanielu, Nick	.274	47	179	21	49	9	1	5	25	10	30	0	.419	.319	4
Tucker, Preston	.154	4	13	1	2	0	0	0	2	1	4	0	.154	.200	1
Vasquez, Darry	.284	32	109	9	31	7	1	2	11	9	10	2	.422	.345	3
Woodward, Trent	.136	6	22	0	3	1	0	0	1	2	9	0	.182	.208	0
<b>Team Total</b>	<b>.245</b>	<b>69</b>	<b>2297</b>	<b>297</b>	<b>562</b>	<b>110</b>	<b>14</b>	<b>80</b>	<b>275</b>	<b>216</b>	<b>534</b>	<b>46</b>	<b>.409</b>	<b>.314</b>	<b>61</b>

PITCHERS	W-L	ERA	G	GS	CG	SHO	SV	IP	H	R	ER	HR	BB	SO
Armenteros, Rogelio	1-0	1.50	1	1	0	0	0	6.0	6	1	1	1	1	5
Comer, Kevin	0-0	4.82	5	0	0	0	1	9.1	9	5	5	2	5	10
Cotton, Chris	0-1	2.70	6	0	0	0	0	10.0	12	3	3	0	3	6
Deemes, Ryan	0-0	0.00	2	0	0	0	0	3.2	3	0	0	0	1	5
Deetz, Dean	1-0	0.00	1	1	0	0	0	6.0	6	0	0	0	0	9
Dorris, Jacob	0-0	6.75	3	0	0	0	0	2.2	3	2	2	1	0	5
Emanuel, Kent	3-2	5.17	9	9	0	0	0	47.0	52	30	27	4	14	25
Freeman, Michael	1-1	9.43	16	0	0	0	0	21.0	33	23	22	4	16	12
Frias, Edison	2-1	2.87	8	5	0	0	0	37.2	33	15	12	1	14	33
Grills, Evan	3-3	3.49	9	8	1	1	0	56.2	52	27	22	5	10	43
Guduan, Reymin	0-0	0.96	7	0	0	0	2	9.1	6	1	1	1	2	14
Heredia, Angel	0-0	4.15	2	0	0	0	0	4.1	7	2	2	1	1	7
Holmes, Brian	1-2	4.09	5	4	0	0	0	22.0	24	14	10	3	5	23
Martes, Francis	5-3	3.67	10	9	0	0	0	49.0	39	21	20	3	17	51
McCullers, Lance	0-0	3.00	1	1	0	0	0	3.0	3	1	1	1	0	4
McCurry, Brendan	2-1	1.37	17	0	0	0	6	26.1	11	6	4	3	5	31
Minnis, Albert	2-1	5.40	7	0	0	0	1	10.0	10	6	6	2	3	5
Musgrove, Joe	1-1	0.00	3	2	0	0	0	13.0	8	1	0	0	0	15
Paulino, David	3-0	0.95	9	4	0	0	1	38.0	26	7	4	2	5	41
Peterson, Eric	2-2	3.90	15	0	0	0	0	30.0	31	17	13	3	5	33
Santos, Juan	0-1	9.00	1	0	0	0	0	2.0	2	2	2	0	1	2
Sanudo, Gonzalo	0-0	5.40	1	0	0	0	0	1.2	2	1	1	0	0	1
Schmidt, David	0-1	6.00	3	0	0	0	0	6.0	6	4	4	1	2	2
Smith, Kyle	0-7	5.40	18	4	0	0	2	56.2	67	41	34	11	24	47
Sneed, Cy	2-2	3.38	10	9	0	0	0	50.2	47	19	19	6	11	47
Thompson, Ryan	2-0	1.83	12	0	0	0	2	19.2	13	4	4	0	5	10
Thornton, Trent	1-0	1.35	3	3	0	0	0	20.0	19	3	3	2	0	19
West, Aaron	1-1	5.06	18	0	0	0	6	26.2	39	23	15	2	4	21
Yuhl, Keegan	5-1	1.68	11	9	0	0	1	53.2	43	12	10	3	5	44
<b>Team Total</b>	<b>38-31</b>	<b>3.43</b>	<b>69</b>	<b>69</b>	<b>1</b>	<b>7</b>	<b>22</b>	<b>642.0</b>	<b>612</b>	<b>291</b>	<b>245</b>	<b>62</b>	<b>159</b>	<b>570</b>





# MEDIA GUIDE 2017



## 2016 ROAD STATS

BATTERS	AVG	G	AB	R	H	2B	3B	HR	RBI	BB	SO	SB	OBP	SLG	E
Avea, Marlon	.000	1	1	0	0	0	0	0	0	0	0	0	.000	.000	
Ayarza, Rodrigo	.200	2	5	0	1	0	0	0	1	0	0	0	.200	.200	0
Boyd, Bobby	.227	11	44	7	10	2	1	0	2	4	12	2	.318	.306	0
Bregman, Alex	.290	32	124	27	36	10	1	7	25	29	18	4	.556	.436	6
Davis, J.D.	.293	61	242	29	71	18	1	10	47	23	70	0	.500	.357	4
Ferguson, Drew	.296	8	27	9	8	1	1	1	2	6	9	2	.519	.424	0
Fisher, Derek	.240	48	171	29	41	8	2	3	21	43	50	11	.363	.396	3
Fontana, Nolan	.167	4	12	0	2	1	0	0	1	3	1	0	.250	.333	0
Garcia, Alejandro	.271	24	96	13	26	2	0	1	7	3	15	2	.323	.300	1
Gonzalez, Alfredo	.148	23	81	10	12	4	0	0	5	8	22	0	.198	.233	0
Gregor, Conrad	.220	58	209	23	46	10	2	5	27	31	37	0	.359	.317	1
Hernandez, Teoscar	.346	37	153	31	53	13	0	5	21	21	25	17	.529	.436	1
Hyde, Mott	.203	44	153	12	31	6	1	1	14	8	44	2	.275	.244	4
Laureano, Ramon	.343	19	70	10	24	5	1	4	9	10	21	7	.614	.439	0
Mayfield, Jack	.203	17	64	11	13	3	0	3	12	6	17	1	.391	.284	6
McDonald, Chase	.249	56	213	22	53	7	0	9	34	21	65	0	.408	.312	2
Mitchell, Ronnie	.148	6	27	3	4	0	0	1	4	0	5	0	.259	.148	0
Moon, Chan Jong	.263	22	57	9	15	0	0	1	2	7	14	4	.316	.364	5
Nunez, Antonio	.324	11	34	2	11	1	0	0	3	6	5	0	.353	.429	3
Pena, Roberto	.252	31	115	16	29	8	0	2	11	3	18	0	.374	.267	1
Ramsay, James	.185	51	173	24	32	7	1	2	12	24	29	2	.272	.295	1
Stubbs, Garrett	.333	14	54	12	18	5	0	3	10	7	8	2	.593	.413	2
Tanielu, Nick	.234	48	192	14	45	6	0	2	22	12	30	1	.297	.279	8
Tucker, Preston	.000	2	8	0	0	0	0	0	1	1	5	0	.000	.111	0
Vasquez, Danry	.245	28	102	11	25	5	0	1	9	8	14	6	.324	.297	1
Woodward, Trent	.346	7	26	5	9	3	0	1	2	3	3	0	.577	.414	0
<b>Team Total</b>	<b>.251</b>	<b>71</b>	<b>2453</b>	<b>329</b>	<b>615</b>	<b>125</b>	<b>11</b>	<b>62</b>	<b>304</b>	<b>287</b>	<b>537</b>	<b>63</b>	<b>.386</b>	<b>.333</b>	<b>53</b>

PITCHERS	W-L	ERA	G	GS	CG	SHO	SV	IP	H	R	ER	HR	BB	SO
Armenteros, Rogelio	1-0	2.19	2	2	0	0	0	12.1	11	4	3	0	3	8
Comer, Kevin	0-0	1.69	3	0	0	0	0	5.1	8	1	1	0	1	8
Cotton, Chris	1-0	1.10	10	0	0	0	2	16.1	17	4	2	0	4	12
Deemes, Ryan	0-0	0.00	2	0	0	0	0	4.2	4	0	0	0	1	5
Deetz, Dean	1-0	0.00	1	1	0	0	0	6.0	1	0	0	0	2	8
Del Rosario, Yeyfry	1-0	0.00	1	0	0	0	0	1.1	0	0	0	0	0	2
Dorris, Jacob	0-0	0.00	5	0	0	0	4	7.0	4	0	0	0	1	11
Emanuel, Kent	3-2	5.30	8	7	0	0	1	35.2	45	21	21	4	6	33
Freeman, Michael	2-3	5.86	21	0	0	0	2	35.1	46	27	23	1	20	17
Frias, Edison	2-0	2.00	7	5	0	0	1	36.0	27	10	8	2	16	29
Grills, Evan	2-2	4.74	7	5	0	0	1	38.0	42	20	20	8	6	26
Guduan, Reymin	1-0	0.00	2	0	0	0	0	3.2	1	0	0	0	1	5
Heredia, Angel	0-0	2.25	3	0	0	0	0	8.0	7	2	2	0	2	13
Holmes, Brian	3-0	3.45	6	5	0	0	0	28.2	27	12	11	2	8	28
Martes, Francis	4-3	3.07	15	13	0	0	0	76.1	65	32	26	1	30	80
McCurry, Brendan	0-3	4.05	11	0	0	0	7	13.1	17	6	6	1	3	19
Minnis, Albert	0-0	4.00	5	0	0	0	0	9.0	8	4	4	0	3	6
Musgrove, Joe	1-0	0.68	3	2	0	0	0	13.1	11	1	1	1	3	15
Paulino, David	2-2	3.12	5	5	0	0	0	26.0	21	9	9	1	6	31
Peterson, Eric	4-1	3.42	12	0	0	0	3	23.2	21	12	9	1	4	22
Sandoval, Edgardo	0-0	20.25	1	0	0	0	0	1.1	4	3	3	1	0	0
Sanudo, Gonzalo	0-0	3.60	3	0	0	0	0	5.0	5	2	2	0	3	4
Schmidt, David	1-0	18.00	2	0	0	0	0	3.0	8	6	6	0	2	1
Smith, Kyle	3-0	4.21	9	2	0	0	1	25.2	31	13	12	3	5	20
Sneed, Cy	4-3	4.54	15	12	0	0	1	67.1	72	36	34	6	22	65
Thompson, Ryan	1-1	1.77	11	0	0	0	1	20.1	19	5	4	0	5	13
Thornton, Trent	2-1	3.12	4	4	0	0	0	26.0	23	9	9	3	5	16
Weathersby, Scott	1-0	0.00	1	0	0	0	0	2.0	1	0	0	0	0	3
West, Aaron	4-1	2.27	19	0	0	0	9	35.2	32	9	9	2	8	31
Yuhl, Keegan	3-2	4.70	8	8	0	0	0	44.0	54	25	23	3	16	31
<b>Team Total</b>	<b>47-24</b>	<b>3.54</b>	<b>71</b>	<b>71</b>	<b>0</b>	<b>8</b>	<b>33</b>	<b>630.1</b>	<b>632</b>	<b>273</b>	<b>248</b>	<b>40</b>	<b>186</b>	<b>562</b>



## SINGLE SEASON LEADERS - BATTING

### BATTING AVERAGE

2016...J.D. Davis - .268  
 2015...Jon Kemmer - .327  
 2014...Andrew Aplin - .267  
 2013...Erik Castro - .258  
 2012...Jake Goebbert - .304  
 2011...J.D. Martinez - .329  
 2010...J.B. Shuck - .298  
 2009...Drew Locke - .338  
 2008...Drew Sutton - .317  
 2007...Todd Self - .294  
 2006...Ben Zobrist - .327  
 2005...Josh Anderson - .282

### HITS

2016...J.D. Davis - 130  
 2015...Jon Kemmer - 119  
 2014...Delino DeShields, Jr. - 97  
 2013...Jonathan Meyer - 126  
 2012...Jon Singleton - 131  
 2011...J.D. Martinez - 107  
 2010...J.B. Shuck - 116  
 2009...Drew Locke - 170  
 2008...Drew Sutton - 165  
 2007...Drew Sutton - 129  
 2006...Josh Anderson - 173  
 2005...Josh Anderson - 148

### RUNS BATTED IN

2016...J.D. Davis - 81  
 2015...Conrad Gregor - 73  
 2014...Delino DeShields, Jr. - 57  
 2013...Jonathan Meyer - 68  
 2012...Jon Singleton - 79  
 2011...J.D. Martinez - 72  
 2010...Koby Clemens - 85  
 2009...Drew Locke - 109  
 2008...Drew Sutton - 69  
 2007...Ray Sadler - 93  
 2006...Hunter Pence - 95  
 2005...Hector Gimenez - 58

### SLUGGING PCT.

2016...J.D. Davis - .485  
 2015...Jon Kemmer - .574  
 2014...Delino DeShields, Jr. - .360  
 2013...Domingo Santana - .498  
 2012...Jon Singleton - .497  
 2011...J.D. Martinez - .532  
 2010...Koby Clemens - .476  
 2009...Drew Locke - .531  
 2008...Drew Sutton - .523  
 2007...Ray Sadler - .458  
 2006...Hunter Pence - .533  
 2005...Charlton Jimerson - .442

### GAMES

2016...J.D. Davis - 126  
 2015...Conrad Gregor - 127  
 2014...Delino DeShields, Jr. - 114  
 2013...Jonathan Meyer - 129  
 2012...Jon Singleton - 131  
 2011...T.J. Steele - 118  
 2010...Jon Gaston - 132  
 2009...Drew Locke - 129  
 2008...Drew Sutton - 133  
 2007...Ray Sadler - 138  
 2006...Hunter Pence - 136  
 2005...Mark Saccomanno - 134

### DOUBLES

2016...J.D. Davis - 34  
 2015...Conrad Gregor - 29  
 2014...Nolan Fontana - 21  
 2013...Erik Castro - 28  
 2012...Jon Singleton - 27  
 2011...J.D. Martinez - 25  
 2010...Koby Clemens - 22  
 2009...Drew Locke - 31  
 2008...Drew Sutton - 39  
 2007...Drew Sutton - 28  
 2006...Jorge Cortes - 31  
 Hunter Pence - 31  
 2005...Mark Saccomanno - 36

### WALKS

2016...Derek Fisher - 74  
 2015...Conrad Gregor - 65  
 2014...Andrew Aplin - 65  
 2013...Erik Castro - 55  
 2012...Jon Singleton - 88  
 2011...Brandon Wikkoff - 47  
 2010...Koby Clemens - 69  
 2009...Drew Meyer - 50  
 2008...Drew Sutton - 76  
 2007...Todd Self - 71  
 2006...Hunter Pence - 60  
 2005...Eric Riggs - 52

### AT-BATS

2016...J.D. Davis - 485  
 2015...Teoscar Hernandez - 470  
 2014...Delino DeShields, Jr. - 411  
 2013...Jonathan Meyer - 484  
 2012...Jon Singleton - 461  
 2011...Jon Gaston - 415  
 T.J. Steele - 415  
 2010...Jon Gaston - 461  
 2009...Drew Locke - 503  
 2008...Drew Sutton - 520  
 2007...Ray Sadler - 491  
 2006...Josh Anderson - 561  
 2005...Josh Anderson - 524

### TRIPLES

2016...Derek Fisher - 4  
 2015...Andrew Aplin - 4  
 Jon Kemmer - 4  
 Brett Phillips - 4  
 2014...Leo Heras - 6  
 2013...Drew Muren - 5  
 2012...Jake Goebbert - 6  
 2011...Jon Gaston - 5  
 2010...Jon Gaston - 8  
 2009...Collin DeLome - 10  
 2008...Jarred Ball - 5  
 Eli Iorg - 5  
 Tommy Manzella - 5  
 2007...Josh Flores - 3  
 Tommy Manzella - 3  
 Noochie Varner - 3  
 2006...Hunter Pence - 8  
 2005...Josh Anderson - 9  
 Mike Rodriguez - 9

### STRIKEOUTS

2016...J.D. Davis - 143  
 2015...Teoscar Hernandez - 126  
 2014...Delino DeShields, Jr. - 112  
 Telvin Nash - 112  
 2013...Domingo Santana - 139  
 2012...Jon Singleton - 131  
 2011...T.J. Steele - 114  
 2010...Koby Clemens - 143  
 2009...Collin DeLome - 141  
 2008...Eli Iorg - 112  
 2007...Ray Sadler - 120  
 2006...Hunter Pence - 109  
 2005...Charlton Jimerson - 145

### RUNS

2016...J.D. Davis - 61  
 2015...Teoscar Hernandez - 92  
 2014...Delino DeShields, Jr. - 75  
 2013...Domingo Santana - 72  
 2012...Jon Singleton - 94  
 2011...Jimmy Paredes - 69  
 2010...Koby Clemens - 75  
 2009...Drew Locke - 81  
 2008...Drew Sutton - 102  
 2007...Drew Sutton - 81  
 2006...Hunter Pence - 97  
 2005...Josh Anderson - 67  
 Charlton Jimerson - 67

### HOME RUNS

2016...J.D. Davis - 23  
 2015...Jon Kemmer - 18  
 2014...Telvin Nash - 22  
 2013...Domingo Santana - 25  
 2012...Jon Singleton - 21  
 2011...J.D. Martinez - 13  
 2010...Koby Clemens - 26  
 2009...Collin DeLome - 20  
 Drew Locke - 20  
 2008...Drew Sutton - 20  
 2007...Ray Sadler - 24  
 2006...Hunter Pence - 28  
 2005...Charlton Jimerson - 16

### STOLEN BASES

2016...Teoscar Hernandez - 29  
 2015...Teoscar Hernandez - 33  
 2014...Delino DeShields, Jr. - 54  
 2013...George Springer - 23  
 2012...Jonathan Villar - 39  
 2011...Jimmy Paredes - 29  
 2010...Wladimir Sutil - 15  
 2009...Wladimir Sutil - 19  
 2008...Wladimir Sutil - 22  
 2007...Drew Sutton - 24  
 2006...Josh Anderson - 43  
 2005...Josh Anderson - 50

### ON-BASE PCT.

2016...Derek Fisher - .373  
 2015...Jon Kemmer - .414  
 2014...Andrew Aplin - .379  
 2013...Erik Castro - .368  
 2012...Jake Goebbert - .399  
 2011...J.D. Martinez - .405  
 2010...J.B. Shuck - .372  
 2009...Drew Locke - .389  
 2008...Drew Sutton - .408  
 2007...Todd Self - .396  
 2006...Ben Zobrist - .434  
 2005...Mike Rodriguez - .359



Teoscar Hernandez





## SINGLE SEASON LEADERS - PITCHING

### WINS

2016...Francis Martes - 9  
 2015...Kyle Westwood - 14  
 2014...Luis Cruz - 7  
     Tommy Shirley - 7  
 2013...David Martinez - 14  
 2012...Erick Abreu - 10  
 2011...Dallas Keuchel - 9  
 2010...Jordan Lyles - 7  
     Douglas Arguello - 7  
 2009...Sergio Perez - 11  
 2008...Brad James - 6  
     Polin Trinidad - 6  
     Andy Van Hekken - 6  
 2007...Josh Muecke - 9  
 2006...Josh Miller - 11  
 2005...Jason Hirsh - 13

### STARTS

2016...Francis Martes - 22  
 2015...Kyle Westwood - 19  
 2014...Luis Cruz - 17  
     Brady Rodgers - 17  
 2013...Nick Tropeano - 20  
 2012...Ross Seaton - 25  
 2011...Ross Seaton - 28  
 2010...Douglas Arguello - 22  
     Jeremy Johnson - 22  
 2009...Sergio Perez - 27  
 2008...Chance Douglass - 22  
 2007...Felipe Paulino - 21  
 2006...Chance Douglass - 26  
 2005...Jason Hirsh - 29

### INNINGS PITCHED

2016...Francis Martes - 125.1  
 2015...Kyle Westwood - 132.0  
 2014...Brady Rodgers - 120.2  
 2013...Nick Tropeano - 133.2  
 2012...Ross Seaton - 146.0  
 2011...Ross Seaton - 155.0  
 2010...Douglas Arguello - 127.0  
     Jordan Lyles - 127.0  
 2009...Sergio Perez - 142.1  
 2008...Chance Douglass - 123.2  
 2007...Josh Muecke - 131.2  
 2006...Chance Douglass - 161  
 2005...Jason Hirsh - 172.1

### OPP. BATTING AVG.

2016...Francis Martes - .222  
 2015...Chris Devenski - .253  
 2014...Brady Rodgers - .287  
 2013...David Martinez - .233  
 2012...Ross Seaton - .271  
 2011...Dallas Keuchel - .244  
 2010...Douglas Arguello - .254  
 2009...Sergio Perez - .291  
 2008...Chance Douglass - .301  
 2007...Felipe Paulino - .238  
 2006...Matt Albers - .223  
 2005...Jason Hirsh - .218

### LOSSES

2016...Kyle Smith - 7  
 2015...Kyle Westwood - 7  
 2014...Brady Rodgers - 12  
 2013...Nick Tropeano - 10  
 2012...Jake Buchanan - 9  
 2011...Kyle Greenwalt - 10  
 2010...Jeremy Johnson - 10  
 2009...Sergio Perez - 11  
 2008...Chance Douglass - 10  
 2007...Jimmy Barthmaier - 9  
     Felipe Paulino - 9  
 2006...Josh Miller - 10  
 2005...Chris Sampson - 12

### COMPLETE GAMES

2016...Evan Grills - 1  
 2015...Kyle Westwood - 2  
 2014...Mark Appel - 1  
 2013...David Martinez - 2  
 2012...Jose Cisnero - 2  
 2011...Dallas Keuchel - 1  
 2010...Douglas Arguello - 2  
 2009...Polin Trinidad - 2  
 2008...N/A  
 2007...Ronnie Martinez - 2  
 2006...Chance Douglass - 2  
 2005...Tim McClaskey - 2  
     Chris Sampson - 2

### HOME RUNS

2016...Kyle Smith - 14  
 2015...Chris Devenski - 12  
     Kyle Westwood - 12  
 2014...Brady Rodgers - 15  
 2013...Nick Tropeano - 15  
 2012...Ross Seaton - 17  
 2011...Erick Abreu - 21  
     Jonnathan Aristil - 21  
 2010...Jeremy Johnson - 13  
 2009...Sergio Perez - 14  
 2008...Chance Douglass - 19  
 2007...Josh Muecke - 18  
 2006...Josh Miller - 14  
 2005...Tim McClaskey - 16

### EARNED RUN AVG

2016...Francis Martes - 3.30  
 2015...Chris Devenski - 3.01  
 2014...Brady Rodgers - 4.77  
 2013...David Martinez - 2.02  
 2012...Ross Seaton - 4.07  
 2011...Dallas Keuchel - 3.17  
 2010...Douglas Arguello - 2.55  
 2009...Sergio Perez - 4.68  
 2008...Chance Douglass - 5.09  
 2007...Felipe Paulino - 3.62  
 2006...Matt Albers - 2.17  
 2005...Jason Hirsh - 2.87

### SHUTOUTS

2016...Evan Grills - 1  
 2015...N/A  
 2014...N/A  
 2013...Luis Cruz - 1  
 2012...Jose Cisnero - 1  
 2011...Dallas Keuchel - 1  
 2010...N/A  
 2009...Wilton Lopez - 1  
 2008...N/A  
 2007...Ronnie Martinez - 2  
 2006...Chance Douglass - 2  
 2005...Jason Hirsh - 1  
     Chris Sampson - 1

### STRIKEOUTS

2016...Francis Martes - 131  
 2015...Chris Devenski - 104  
 2014...Jordan Jankowski - 120  
 2013...Nick Tropeano - 130  
 2012...Jose Cisnero - 116  
 2011...Jonnathan Aristil - 117  
 2010...Jordan Lyles - 115  
 2009...Sergio Perez - 72  
 2008...Chris Blazek - 84  
     Bud Norris - 84  
 2007...Felipe Paulino - 110  
 2006...Paul Estrada - 134  
 2005...Jason Hirsh - 165

### APPEARANCES

2016...Michael Freeman - 37  
     Aaron West - 37  
 2015...Travis Ballew - 47  
 2014...Travis Ballew - 37  
 2013...Patrick Urckfitz - 40  
 2012...Jason Stoffel - 56  
 2011...Arcenio Leon - 47  
 2010...Matt Nevarez - 36  
     Henry Villar - 36  
 2009...Danny Meszaros - 37  
 2008...Chris Blazek - 47  
     Sammy Gervacio - 47  
 2007...German Melendez - 44  
     Kyle Middleton - 44  
 2006...Paul Estrada - 56  
 2005...Jailen Peguero - 50

### SAVES

2016...Aaron West - 15  
 2015...Jandel Gustave - 20  
 2014...Tyson Perez - 11  
 2013...Patrick Urckfitz - 7  
 2012...Jason Stoffel - 27  
 2011...David Carpenter - 5  
     Danny Meszaros - 5  
 2010...Danny Meszaros - 10  
 2009...T.J. Burton - 12  
 2008...Sammy Gervacio - 5  
 2007...Kyle Middleton - 23  
 2006...Paul Estrada - 15  
 2005...Jailen Peguero - 12

### WALKS

2016...Francis Martes - 47  
 2015...Chris Devenski - 33  
 2014...Travis Ballew - 33  
 2013...Mike Foltyniewicz - 52  
 2012...Jose Cisnero - 46  
 2011...Jonnathan Aristil - 66  
 2010...Douglas Arguello - 47  
 2009...Brad James - 62  
 2008...Chance Douglass - 44  
 2007...Felipe Paulino - 49  
 2006...Chance Douglass - 56  
 2005...Jason Hirsh - 42



Jordan Jankowski



## SINGLE SEASON HIGHS - BATTING

### BATTING AVERAGE

.338...Drew Locke (09)  
 .338...J.D. Martinez\* (11)  
 .327...Jon Kemmer^ (15)

### GAMES

138...Ray Sadler (07)  
 136...Hunter Pence (06)  
 134...Mark Saccomanno (05)

### AT-BATS

561...Josh Anderson (06)  
 524...Josh Anderson (05)  
 523...Hunter Pence (06)

### RUNS

102...Drew Sutton (08)  
 97...Hunter Pence (06)  
 94...Jon Singleton (12)

### HITS

173...Josh Anderson (06)  
 170...Drew Locke (09)  
 165...Drew Sutton (08)

### DOUBLES

39...Drew Sutton (08)  
 36...Mark Saccomanno (05)  
 34...J.D. Davis (16)

### TRIPLES

10...Collin DeLome (09)  
 9...Josh Anderson (05)  
 9...Mike Rodriguez (05)

### HOME RUNS

28...Hunter Pence (06)  
 26...Koby Clemens (10)  
 25...Domingo Santana (13)

### RUNS BATTED IN

109...Drew Locke (09)  
 95...Hunter Pence (06)  
 93...Ray Sadler (07)

### WALKS

88...Jon Singleton (12)  
 76...Drew Sutton (08)  
 74...Derek Fisher (16)

### STRIKEOUTS

145...Charlton Jimerson (05)  
 143...Koby Clemens (10)  
 143...J.D. Davis (16)

### STOLEN BASES

54...Delino DeShields, Jr. (14)  
 50...Josh Anderson (05)  
 43...Josh Anderson (06)

### ON-BASE PCT.

.434...Ben Zobrist (06)  
 .408...Drew Sutton (08)  
 .414...Jon Kemmer (15)

### SLUGGING PCT.

.574...Jon Kemmer (15)  
 .533...Hunter Pence (06)  
 .546...J.D. Martinez\*\* (11)

### SACRIFICE FLIES

9...Josh Bonifay (06)  
 8...Drew Locke^ (09)  
 8...Ray Sadler^ (07)

### SACRIFICE BUNTS

18...Delino DeShields, Jr. (14)  
 12...Ruben Sosa (14)  
 11...Nolan Fontana^ (14)

### HIT BY PITCH

15...J.R. Towles (07)  
 13...Tyler Heineman (14)  
 13...Domingo Santana (13)

### TOTAL BASES

279...Hunter Pence (06)  
 272...Drew Sutton (08)  
 267...Drew Locke (09)

\* - Martinez finished the '11 season eight plate appearances shy of the minimum to qualify to be among the league leaders. Adding eight at-bats to his season total, his adjusted batting average is .329, still good enough for the second-best single-season average in club history.

\*\* - The adjusted slugging percentage for Martinez in '11 is .532, which stands third best in club history. The listed slugging percentage is what Martinez achieved during the season.

^ - Most recent feat listed

## SINGLE SEASON HIGHS - PITCHING/FIELDING

### WINS

14...David Martinez (13)  
13...Jason Hirsh (05)  
11...Kyle Westwood\* (15)

### LOSSES

12...Brady Rodgers (14)  
12...Chris Sampson (05)  
11...Sergio Perez (09)

### ERA

2.02...David Martinez (13)  
2.17...Matt Albers (06)  
2.55...Douglas Arguello (10)

### APPEARANCES

56...Jason Stoffel (12)  
56...Paul Estrada (06)  
50...Jailen Peguero (05)

### STARTS

29...Jason Hirsh (05)  
28...Ross Seaton (11)  
27...Sergio Perez (09)

### COMPLETE GAMES

2...Kyle Westwood\* (15)  
2...David Martinez (13)  
2...Jose Cisnero (12)

### SHUTOUTS

2...Ronnie Martinez (07)  
2...Chance Douglass (06)  
1...Evan Grills\* (16)

### SAVES

27...Jason Stoffel (12)  
23...Kyle Middleton (07)  
20...Jandel Gustave (15)

### INNINGS

172.1...Jason Hirsh (05)  
161.0...Chance Douglass (06)  
159.2...Tim McClaskey (05)

### HOME RUNS ALLOWED

21...Erick Abreu (11)  
21...Jonnathan Aristil (11)  
19...Ross Seaton\* (11)

### WALKS

66...Jonnathan Aristil (11)  
62...Brad James (09)  
60...Sergio Perez (09)

### STRIKEOUTS

165...Jason Hirsh (05)  
134...Paul Estrada (06)  
131...Francis Martes (16)

### OPPONENTS' AVERAGE

.218...Jason Hirsh (05)  
.222...Francis Martes (16)  
.223...Matt Albers (06)

### WHIP

1.00...David Martinez (13)  
1.01...Tim McClaskey (05)  
1.04...Jason Hirsh (05)

### ERRORS

29...Wade Robinson (05)  
26...Drew Sutton (08)  
26...Wladimir Sutil (09)

### CATCHER CAUGHT STEALING EFFICIENCY (min. 70 games)

49%...Roberto Pena (15)  
46%...Tyler Heineman (14)  
41%...Hector Gimenez (05)

### ASSISTS

377...Eric Riggs (05)  
365...Wladimir Sutil (09)  
363...Drew Meyer (09)

### OUTFIELD ASSISTS

16...Jon Gaston (10)  
15...Drew Locke (09)  
13...Andrew Aplin (14)

\* - Most recent feat listed





## YEAR-BY-YEAR HOOKS RECORDS

YEAR	WON	LOST	PCT	FINISH	GB	MANAGER
2005	64	76	.457	Fourth	14.0	Dave Clark
2006	76	63	.547	Second, League Champions	2.0	Dave Clark
2007	67	73	.479	Fourth	18.0	Dave Clark
2008	55	85	.393	Fourth	29.0	Luis Pujols
2009	61	79	.436	Fourth	17.0	Luis Pujols
2010	63	77	.450	Fourth	9.5	Wes Clements
2011	50	90	.357	Fourth	44.0	Tom Lawless
2012	81	59	.579	First	--	Keith Bodie
2013	83	57	.593	First	--	Keith Bodie
2014	67	73	.479	Fourth	13.5	Keith Bodie
2015	89	51	.636	First	--	Rodney Linares
2016	85	55	.607	First	--	Rodney Linares

## HOOKS MANAGERS ALL-TIME RECORDS

	WON	LOST	PCT	TENURE
Keith Bodie	231	189	.550	3 seasons
Dave Clark	207	212	.494	3 seasons
Rodney Linares	174	106	.621	2 seasons
Luis Pujols	116	164	.414	2 seasons
Wes Clements	63	77	.450	1 season
Tom Lawless	50	90	.357	1 season



*Original Hooks manager Dave Clark guided the club to its lone Texas League title in 2006.*



## YEAR-BY-YEAR BATTING MARKS

### BATTING AVERAGE

2005...257  
**2006...279**  
 2007...267  
 2008...271  
 2009...261  
 2010...254  
 2011...258  
 2012...268  
 2013...255  
 2014...252  
 2015...275  
 2016...248

### RUNS

2005...530  
 2006...645  
 2007...644  
 2008...659  
 2009...650  
 2010...548  
 2011...605  
 2012...736  
 2013...657  
 2014...645  
**2015...742**  
 2016...626

### HITS

2005...1,128  
**2006...1,324**  
 2007...1,242  
 2008...1,307  
 2009...1,244  
 2010...1,195  
 2011...1,234  
 2012...1,280  
 2013...1,210  
 2014...1,174  
 2015...1,299  
 2016...1,177

### DOUBLES

2005...221  
 2006...257  
 2007...244  
**2008...263**  
 2009...233  
 2010...194  
 2011...222  
 2012...240  
 2013...253  
 2014...202  
 2015...243  
 2016...235

### TRIPLES

2005...30  
**2006...37**  
 2007...24  
 2008...34  
 2009...29  
 2010...31  
 2011...27  
 2012...32  
 2013...19  
 2014...30  
 2015...29  
 2016...25

### HOME RUNS

2005...96  
 2006...119  
 2007...109  
 2008...114  
 2009...106  
 2010...89  
 2011...114  
 2012...123  
**2013...158**  
 2014...112  
 2015...117  
 2016...142

### RUNS BATTED IN

2005...495  
 2006...604  
 2007...600  
 2008...620  
 2009...603  
 2010...508  
 2011...560  
**2012...665**  
 2013...606  
 2014...599  
**2015...665**  
 2016...579

### WALKS

2005...378  
 2006...431  
 2007...455  
 2008...457  
 2009...429  
 2010...441  
 2011...408  
 2012...480  
 2013...472  
 2014...539  
**2015...569**  
 2016...503

### STRIKEOUTS

2005...973  
 2006...821  
 2007...943  
 2008...925  
 2009...909  
 2010...1,030  
 2011...1,022  
 2012...1,054  
**2013...1,123**  
 2014...984  
 2015...997  
 2016...1,071

### STOLEN BASES

2005...143  
 2006...113  
 2007...107  
 2008...116  
 2009...62  
 2010...96  
 2011...119  
 2012...132  
 2013...85  
**2014...170**  
 2015...148  
 2016...109

### ON-BASE PCT.

2005...316  
 2006...343  
 2007...338  
 2008...338  
 2009...327  
 2010...321  
 2011...320  
 2012...342  
 2013...331  
 2014...337  
**2015...356**  
 2016...324

### SLUGGING PCT.

2005...376  
**2006...425**  
 2007...400  
 2008...411  
 2009...388  
 2010...366  
 2011...388  
 2012...410  
 2013...417  
 2014...381  
 2015...413  
 2016...397

### SAC FLIES

2005...37  
 2006...46  
 2007...40  
 2008...40  
 2009...34  
 2010...27  
 2011...32  
**2012...48**  
 2013...29  
 2014...34  
 2015...40  
 2016...33

### SAC BUNTS

2005...56  
 2006...60  
 2007...72  
 2008...43  
 2009...31  
 2010...46  
 2011...58  
 2012...54  
 2013...52  
**2014...95**  
 2015...33  
 2016...33

### TOTAL BASES

2005...1,797  
**2006...2,012**  
 2007...1,861  
 2008...1,981  
 2009...1,853  
 2010...1,718  
 2011...1,852  
 2012...1,953  
 2013...1,975  
 2014...1,772  
 2015...1,951  
 2016...1,888



## YEAR-BY-YEAR PITCHING MARKS

### ERA

**2005...3.34**  
 2006...3.92  
 2007...4.41  
 2008...5.12  
 2009...4.53  
 2010...3.65  
 2011...5.01  
 2012...4.06  
 2013...3.84  
 2014...3.92  
 2015...3.62  
 2016...3.49

### SAVES

2005...23  
 2006...37  
 2007...35  
 2008...21  
 2009...30  
 2010...27  
 2011...23  
 2012...35  
 2013...44  
 2014...36  
 2015...46  
**2016...55**

### HOME RUNS

2005...106  
 2006...111  
 2007...125  
 2008...147  
 2009...115  
**2010...89**  
 2011...150  
 2012...120  
 2013...133  
 2014...132  
 2015...102  
 2016...102

### WALKS

**2005...362**  
 2006...483  
 2007...467  
 2008...463  
 2009...413  
 2010...498  
 2011...506  
 2012...408  
 2013...372  
 2014...412  
 2015...409  
 2016...345

### STRIKEOUTS

2005...1,036  
 2006...1,069  
 2007...925  
 2008...915  
 2009...759  
 2010...949  
 2011...1,034  
 2012...1,055  
 2013...917  
 2014...1,118  
 2015...1,042  
**2016...1,132**

### OPPONENTS' AVG

**2005...242**  
 2006...255  
 2007...266  
 2008...290  
 2009...280  
 2010...262  
 2011...270  
 2012...261  
 2013...263  
 2014...249  
 2015...260  
 2016...255

### WHIP

**2005...1.20**  
 2006...1.37  
 2007...1.42  
 2008...1.52  
 2009...1.65  
 2010...1.41  
 2011...1.44  
 2012...1.33  
 2013...1.29  
 2014...1.37  
 2015...1.33  
 2016...1.25

### HIT BATSMEN

2005...59  
 2006...73  
 2007...56  
 2008...58  
 2009...59  
 2010...43  
 2011...50  
 2012...58  
 2013...61  
 2014...56  
 2015...39  
**2016...34**

### WILD PITCHES

**2005...51**  
 2006...73  
**2007...51**  
 2008...67  
 2009...61  
 2010...69  
 2011...106  
 2012...83  
 2013...58  
 2014...66  
 2015...71  
 2016...65



Dallas Keuchel



## YEAR-BY-YEAR FIELDING MARKS

### FIELDING PCT.

2005...972  
2006...968  
2007...978  
2008...975  
2009...973  
2010...975  
2011...976  
**2012...979**  
2013...978  
2014...978  
2015...978  
2016...978

### ERRORS

2005...153  
2006...167  
2007...112  
2008...132  
2009...143  
2010...133  
2011...127  
2012...114  
2013...121  
2014...116  
**2015...111**  
2016...114

### TOTAL CHANCES

2005...5,425  
2006...5,236  
2007...5,001  
2008...5,316  
2009...5,329  
2010...5,298  
2011...5,223  
2012...5,328  
**2013...5,498**  
2014...5,225  
2015...5,121  
2016...5,298

### PUTOUTS

2005...3,771  
2006...3,682  
2007...3,634  
2008...3,698  
2009...3,673  
2010...3,704  
2011...3,700  
2012...3,747  
2013...3,765  
2014...3,746  
2015...3,701  
**2016...3,817**

### ASSISTS

2005...1,501  
2006...1,387  
2007...1,255  
2008...1,486  
2009...1,513  
2010...1,461  
2011...1,396  
2012...1,467  
**2013...1,612**  
2014...1,363  
2015...1,309  
2016...1,367

### OUTFIELD ASSISTS

2005...29  
2006...31  
2007...32  
2008...32  
2009...27  
2010...34  
2011...35  
2012...33  
**2013...43**  
2014...29  
2015...32  
2016...33

### CAUGHT STEALING EFFICIENCY

2005...35%  
2006...25%  
2007...25%  
2008...32%  
2009...23%  
2010...27%  
2011...18%  
2012...20%  
2013...41%  
2014...40%  
2015...42%  
**2016...45%**

### DOUBLE PLAYS

2005...118  
2006...125  
2007...120  
**2008...164**  
2009...156  
2010...153  
2011...118  
2012...137  
2013...156  
2014...108  
2015...122  
2016...114



Tony Kemp

## CAREER LEADERS - BATTING

### GAMES

345...Wladimir Sutil  
331...Jimmy VanOstrand  
292...Jio Mier  
266...Conrad Gregor  
261...Drew Sutton

### AT-BATS

1,253...Wladimir Sutil  
1,085...Josh Anderson  
1,056...Conrad Gregor  
1,050...Jimmy VanOstrand  
1,000...Drew Sutton

### RUNS

183...Drew Sutton  
178...Wladimir Sutil  
157...Teoscar Hernandez  
150...Josh Anderson  
130...Jio Mier

### HITS

341...Wladimir Sutil  
321...Josh Anderson  
294...Drew Sutton  
290...Jimmy VanOstrand  
247...Drew Locke

### DOUBLES

67...Drew Sutton  
59...Jimmy VanOstrand  
51...Conrad Gregor  
51...Mark Saccomanno  
50...Wladimir Sutil

### TRIPLES

13...Josh Anderson  
13...Jon Gaston  
10...Collin DeLome  
10...Jacob Goebbert  
9...Jhon Florentino  
9...Leo Heras  
9...Mike Rodriguez  
9...T.J. Steele

### HOME RUNS

32...Mark Saccomanno  
30...Jimmy VanOstrand  
29...Telvin Nash  
29...Drew Sutton  
29...Ray Sadler

### RBIs

167...Jimmy VanOstrand  
155...Drew Locke  
129...Conrad Gregor  
122...Drew Sutton  
119...Ray Sadler

### WALKS

133...Drew Sutton  
126...Conrad Gregor  
120...Jio Mier  
107...Jimmy VanOstrand  
98...Wladimir Sutil

### STRIKEOUTS

233...Jio Mier  
225...T.J. Steele  
217...Teoscar Hernandez  
212...Jon Gaston  
207...Lou Santangelo

### STOLEN BASES

93...Josh Anderson  
69...Wladimir Sutil  
64...Teoscar Hernandez  
54...Delino DeShields, Jr.  
53...Jonathan Villar

### AVERAGE (min. 100 games)

.327...Jon Kemmer  
.323...Drew Locke  
.323...J.D. Martinez  
.322...Tony Kemp  
.314...Jose Martinez



*Mark Saccomanno*



## CAREER LEADERS - PITCHING

### WINS

23...Erick Abreu  
17...Chance Douglass  
15...Ruben Alaniz  
15...Josh Miller  
15...Sergio Perez  
15...Ross Seaton

### LOSSES

23...Brad James  
20...Chance Douglass  
19...Ross Seaton  
17...Erick Abreu  
17...Sergio Perez

### APPEARANCES

127...Erick Abreu  
109...Jailen Peguero  
94...Patrick Urckfitz  
93...Danny Meszaros  
89...Evan Englebrook

### STARTS

64...Ross Seaton  
59...Chance Douglass  
48...Brad James  
40...Sergio Perez  
36...Douglas Arguello

### COMPLETE GAMES

3...Douglas Arguello  
3...Chance Douglass  
2...Mark Appel  
2...Jose Cisnero  
2...David Martinez  
2...Ronnie Martinez  
2...Tim McClaskey  
2...Chris Sampson  
2...Polin Trinidad

### SHUTOUTS

3...Chance Douglass  
2...Ronnie Martinez  
1...Jose Cisnero  
1...Luis Cruz  
1...Evan Grills  
1...Jason Hirsh  
1...Dallas Keuchel  
1...Wilton Lopez  
1...Chris Sampson

### SAVES

32...Jason Stoffel  
29...Jailen Peguero  
26...Kyle Middleton  
20...Jandel Gustave  
17...Evan Englebrook

### INNINGS

372.2...Ross Seaton  
365.1...Chance Douglass  
334.0...Erick Abreu  
258.0...Josh Miller  
254.0...Brad James

### HITS

395...Ross Seaton  
358...Chance Douglass  
316...Erick Abreu  
296...Brad James  
271...Josh Miller

### RUNS

216...Ross Seaton  
175...Chance Douglass  
168...Brad James  
151...Erick Abreu  
135...Josh Miller

### EARNED RUNS

190...Ross Seaton  
161...Chance Douglass  
158...Brad James  
137...Erick Abreu  
114...Josh Miller

### HOME RUNS

49...Erick Abreu  
44...Ross Seaton  
37...Chance Douglass  
27...Josh Miller  
26...Josh Muecke

### WALKS

125...Brad James  
121...Chance Douglass  
96...Ruben Alaniz  
95...Ross Seaton  
87...Sergio Perez

### STRIKEOUTS

302...Erick Abreu  
255...Ross Seaton  
236...Chance Douglass  
169...Josh Miller  
167...Jailen Peguero

### ERA (min. 100 IP)

1.96...Jailen Peguero  
2.02...David Martinez  
2.17...Matt Albers  
2.76...Luis Cruz  
2.85...Douglas Arguello







## ALL-TIME HIGHS & LOWS

### TEAM BATTING

Most Runs, Game.....	23 (August 25, 2014 at San Antonio)
Most Runs, Inning.....	12 (*August 25, 2014 at San Antonio, 5th)
Most Hits, Game.....	24 (April 24, 2008 vs. Midland)
Fewest Hits, Game.....	0 (*July 30, 2014 vs. San Antonio)
Most Doubles, Game.....	8 (*June 3, 2007 at Springfield, Game 1)
Most Triples, Game.....	4 (August 27, 2005 vs. Midland)
Most Home Runs, Game.....	6 (*April 30, 2009 at Midland)
Most Consecutive Games with Home Run.....	13 (*May 7-21, 2016)
Most Extra-base Hits, Game.....	10 (*August 25, 2014 at San Antonio)
Most Strikeouts, Game.....	22 (June 1, 2005 vs. Wichita)
Fewest Strikeouts, Game.....	0 (August 9, 2005 vs. Tulsa)
Most Stolen Bases, Game.....	7 (June 25, 2014 at Springfield)
Men LOB, Game.....	23 (June 1, 2005 vs. Wichita)
# Shutouts against.....	15 (2008)

### INDIVIDUAL BATTING

Most At-Bats, Game.....	9 (Wade Robinson & Carlos Rodriguez, June 1, 2005 vs. Wichita)
Most Runs, Game.....	4 (*Drew Ferguson, September 3, 2016 at San Antonio)
Most Hits, Game.....	5 (*Tony Kemp, August 24, 2014 at San Antonio)
Most Doubles, Game.....	3 (*Roberto Pena, August 30, 2016 at Frisco)
Most Triples, Game.....	2 (*Andrew Aplin, May 16, 2015 at Frisco)
Most Extra-base Hits, Game.....	3 (*Roberto Pena, August 30, 2016 at Frisco)
Most Home Runs, Game.....	3 (*J.D. Davis, May 19, 2016 at San Antonio)
Most RBIs, Game.....	6 (*Chase McDonald, April 29, 2016 at Frisco)
Most Strikeouts, Game.....	5 (*Chase McDonald, April 11, 2016 vs Springfield)
Most Walks, Game.....	4 (*Conrad Gregor, June 1, 2016 at Arkansas)
Most Stolen Bases, Game.....	4 (*George Springer, May 19, 2013 at Midland)
Longest Hitting Streak.....	27 (Jorge Cortes, June 1-July 2, 2006)
Consecutive Games On-Base Streak.....	55 (Jorge Cortes, May 7-July 7, 2006)

### MISCELLANEOUS

Most Errors Committed.....	6 (*August 15, 2010 at Arkansas)
Most Errors by Opponent.....	6 (*September 7, 2015 at San Antonio)
Longest Game, Time.....	6:09 (June 1, 2005 vs. Wichita)
Longest Game, Time (9 innings).....	4:10 (August 19, 2008 vs. Midland)
Longest Game, Innings.....	20 (June 1, 2005 vs. Wichita)
Shortest Game, Time (7 Innings).....	1:25 (June 28, 2007 at Wichita, Game 2)
Shortest Game, Time (9 Innings).....	1:52 (April 20, 2013 vs. Frisco)
Largest Home Attendance.....	9,185 (July 4, 2014 vs. Springfield)
Most Games Over .500.....	38 (*September 7, 2015)

\*Occurred on more than one occasion – Most recent listed





## ALL-TIME HIGHS & LOWS

### TEAM PITCHING

Most Runs, Game.....	24 (May 22, 2009 at Midland)
Most Runs, Inning.....	10 (May 8, 2008 vs. Frisco, 4th)
Fewest Runs.....	0 (*August 28, 2016 vs. San Antonio)
Fewest Hits, Game.....	0 (May 29, 2015 at Arkansas)
Most Hits, Game.....	28 (*May 22, 2009 at Midland)
Most HRs, Game.....	8 (July 22, 2011 at Frisco)
Most Walks, Game.....	13 (*August 20, 2015 vs. Arkansas)
Most Strikeouts, Game.....	18 (*June 13, 2014 vs. Frisco)
Most Hit By Pitch, Game.....	4 (*July 17, 2014 at Frisco)
Most Wild Pitches, Game.....	4 (*July 23, 2012 vs. Frisco)
Most Men LOB, Game.....	18 (April 26, 2007 vs. Midland)
# Shutouts For.....	15 (2016)

### INDIVIDUAL PITCHING

Longest Winning Streak.....	6 (David Martinez, May 2-24, 2013)
Longest Losing Streak.....	6 (*Brady Rodgers, May 11-June 20, 2014)
Longest Start Streak w/o Loss.....	10 (*Keegan Yuhl, May 1-June 24, 2016)
Longest Start Streak w/o Win.....	15 (Ross Seaton, July 7, 2011-April 17, 2012)
Most Innings Pitched, Starter.....	9 (*Kyle Westwood, July 19, 2015 at Midland)
Most Innings Pitched, Reliever.....	8.0 (Polin Trinidad, August 31, 2010 vs. Frisco)
Most Runs.....	11 (Evan Grills, July 8, 2016 at Springfield)
Most Earned Runs.....	11 (Evan Grills, July 8, 2016 at Springfield)
Most Hits.....	15 (Ross Seaton, July 18, 2012 at Midland)
Fewest Hits, Complete Game.....	1 (Evan Grills, May 13, 2016 vs. Frisco, GM 2)
Fewest Walks, Complete Game.....	0 (*Mark Appel, June 21, 2015 vs. San Antonio, GM 1)
Most Home Runs.....	6 (Evan Grills, July 8, 2016 at Springfield)
Most Walks, Game.....	6 (*Matt Heidenreich, April 29, 2014 vs. Frisco)
Most Strikeouts, Game.....	14 (*Luis Cruz, August 26, 2013 at San Antonio)
Longest Scoreless Inning Streak.....	33 (Asher Wojciechowski, August 20, 2012-April 24, 2013)

### MISCELLANEOUS

Largest Margin of Victory.....	16 (August 25, 2014 at San Antonio)
Largest Margin of Defeat.....	18 (*May 22, 2009 at Midland)
Longest Winning Streak.....	11 (May 9-21, 2016)
Longest Home Winning Streak.....	9 (June 7-30, 2012)
Longest Road Winning Streak.....	8 (May 11-27, 2015)
Longest Losing Streak.....	16 (June 22-July 10, 2010)
Longest Home Losing Streak.....	8 (June 25-July 10, 2010)
Longest Road Losing Streak.....	8 (*August 1-13, 2011)

\*Occurred on more than one occasion – Most recent listed



## 2016 STARTS BY POSITION

### CATCHER

Roberto Pena	54
Alfredo Gonzalez	41
Garrett Stubbs	30
Trent Woodward	10
Evan Gattis	4
Marlon Avea	1

### FIRST BASE

Conrad Gregor	94
Chase McDonald	46

### SECOND BASE

Nick Tanielu	69
Mott Hyde	36
Chan-Jong Moon	21
Jack Mayfield	14

### THIRD BASE

J.D. Davis	100
Nick Tanielu	19
Alex Bregman	11
Jack Mayfield	7
Yulieski Gurriel	3

### SHORTSTOP

Alex Bregman	50
Mott Hyde	43
Antonio Nunez	22
Jack Mayfield	10
Nolan Fontana	9
Chan-Jong Moon	6

### LEFT FIELD

Danry Vasquez	45
James Ramsay	35
Alejandro Garcia	26
Bobby Boyd	12
Drew Ferguson	6
Ronnie Mitchell	4
Derek Fisher	3
Conrad Gregor	3
Preston Tucker	3
J.D. Davis	2
Rodrigio Ayarza	1

### CENTER FIELD

Derek Fisher	68
Teoscar Hernandez	30
Ramon Laureano	20
James Ramsay	17
Carlos Gomez	3
Bobby Boyd	2

### RIGHT FIELD

Teoscar Hernandez	37
James Ramsay	34
Alejandro Garcia	21
Derek Fisher	19
Ramon Laureano	15
Drew Ferguson	5
Bobby Boyd	4
Ronnie Mitchell	3
Danry Vasquez	2

### DESIGNATED HITTER

Chase McDonald	57
J.D. Davis	23
Derek Fisher	11
Danry Vasquez	9
Evan Gattis	7
Nick Tanielu	6
James Ramsay	5
Conrad Gregor	3
Preston Tucker	3
Trent Woodward	3
Bobby Boyd	2
Drew Ferguson	2
Carlos Gomez	2
Yulieski Gurriel	2
Alex Bregman	1
Alejandro Garcia	1
Teoscar Hernandez	1
Ronnie Mitchell	1
Garrett Stubbs	1

### STARTING PITCHER

Francis Martes	22
Cy Sneed	21
Keegan Yuhl	17
Kent Emanuel	16
Evan Grills	13
Edison Frias	10
Brian Holmes	9
David Paulino	9
Trent Thornton	7
Kyle Smith	6
Joe Musgrove	4
Rogelio Armenteros	3
Dean Deetz	2
Lance McCullers	1

### RELIEF PITCHER (Total App.)

Michael Freeman	37
Aaron West	37
Brendan McCurry	28
Eric Peterson	27
Ryan Thompson	23
Kyle Smith	21
Chris Cotton	16
Albert Minnis	12
Reymin Guduan	9
Kevin Comer	8
Jacob Dorris	8
Edison Frias	5
Angel Heredia	5
David Paulino	5
David Schmidt	5
Ryan Deemes	4
Gonzalo Sanudo	4
Cy Sneed	4
Evan Grills	3
Francis Martes	3
Brian Holmes	2
Joe Musgrove	2
Keegan Yuhl	2
Kent Emanuel	1
Yeyfry Del Rosario	1
Edgardo Sandoval	1
Juan Santos	1
Scott Weathersby	1



## 2015 STARTS BY POSITION

### CATCHER

Roberto Pena	71
Alfredo Gonzalez	29
Tyler Heineman	22
Brett Booth	17
Trent Woodward	1

### FIRST BASE

Conrad Gregor	101
A.J. Reed	31
Telvin Nash	3
Tyler White	3
Jon Kemmer	2

### SECOND BASE

Chan-Jong Moon	43
Tony Kemp	40
Jack Mayfield	40
Jio Mier	10
Leo Heras	3
Joe Sclafani	3
Roberto Pena	1

### THIRD BASE

Colin Moran	78
Tyler White	42
Chan-Jong Moon	12
Jed Lowrie	5
Jio Mier	2
Carlos Correa	1

### SHORTSTOP

Jio Mier	93
Carlos Correa	28
Chan-Jong Moon	14
Jack Mayfield	4
Roberto Pena	1

### LEFT FIELD

Danry Vasquez	54
Leo Heras	53
Jon Kemmer	19
Brandon Meredith	9
Telvin Nash	3
Tony Kemp	2

### RELIEF PITCHER (Total Appearances)

Travis Ballew	47
Jandel Gustave	46
Chris Cotton	33
Juan Minaya	29
Aaron West	26
Reymin Guduan	16
Mitch Lambson	11
Ruben Alaniz	9
Tyler Brunnemann	7
Chris Devenski	7
Josh Hader	7
Daniel Minor	7
Kyle Westwood	7
Jonas Dufek	4
Gonzalo Sanudo	4
Vincent Velasquez	4
Michael Feliz	3
Tyson Perez	3
Kent Emanuel	2
Josh Fields	2
Michael Freeman	2
Edison Frias	2
Mike Hauschild	2
Brian Holmes	2
Adrian Houser	2
Lance McCullers	2
Albert Minnis	2
Alfredo Gonzalez	1
Joe Musgrove	1

### RIGHT FIELD

Jon Kemmer	46
Teoscar Hernandez	37
Brandon Meredith	25
Leo Heras	14
Andrew Aplin	10
Brett Phillips	3
George Springer	3
Telvin Nash	1
Danry Vasquez	1

### DESIGNATED HITTER

Jon Kemmer	30
Telvin Nash	21
A.J. Reed	21
Conrad Gregor	20
Colin Moran	16
Danry Vasquez	15
Tyler White	8
Brandon Meredith	6
George Springer	2
Carlos Correa	1

### CENTER FIELD

Teoscar Hernandez	77
Brett Phillips	28
Andrew Aplin	21
Tony Kemp	7
Leo Heras	3
Jon Kemmer	3
Brandon Meredith	1

### STARTING PITCHER

Kyle Westwood	19
Chris Devenski	17
Brian Holmes	14
Mark Appel	13
Michael Feliz	12
Josh Hader	10
Mike Hauschild	8
Joe Musgrove	7
Edison Frias	6
Ruben Alaniz	5
Adrian Houser	5
Lance McCullers	5
Vincent Velasquez	5
Aaron West	4
Francis Martes	3
Kent Emanuel	2
Scott Feldman	2
Chad Qualls	2
Brad Peacock	1

## 2014 STARTS BY POSITION

### CATCHER

Rene Garica	71
Tyler Heineman	68
M.P. Cokinos	1

### THIRD BASE

Jonathan Meyer	58
Matt Duffy	34
Colin Moran	28
Joe Sclafani	15
Jio Mier	4
Carlos Perdomo	1

### RELIEF PITCHER (Total Appearances)

Travis Ballew	37
Tyson Perez	30
Alex Sogard	25
Mitchell Lambson	23
Patrick Urckfitz	22
Andrew Robinson	20
Michael Dimock	16
Jordan Jankowski	16
Jorge De Leon	15
David Rollins	15
Ruben Alaniz	13
Richard Rodriguez	11
Brady Rodgers	9
Kyle Smith	8
Colton Cain	7
Matt Heidenreich	7
Juan Mianya	6
Chris Devenski	5
Kyle Weiland	5
Luis Cruz	4
Mike Hauschild	4
Tommy Shirley	4
Troy Scribner	2
Ross Seaton	2
Aaron West	2
Mark Appel	1
T.J. Geith	1
Josh Hader	1

### FIRST BASE

Telvin Nash	67
Conrad Gregor	23
M.P. Cokinos	20
Matt Duffy	12
Carlos Perdomo	9
Brandon Meredith	5
Preston Tucker	4

### SHORTSTOP

Jio Mier	60
Carlos Perdomo	39
Nolan Fontana	25
Jonathan Meyer	10
Ruben Sosa	6

### RIGHT FIELD

Andrew Aplin	52
Preston Tucker	33
Leo Heras	31
Brandon Meredith	14
Chris Epps	4
Teoscar Hernandez	2
Ruben Sosa	2
Carlos Perdomo	1
Jordan Scott	1

### DESIGNATED HITTER

M.P. Cokinos	33
Brandon Meredith	19
Telvin Nash	14
Preston Tucker	13
Conrad Gregor	9
Ruben Sosa	9
Chris Epps	8
Tyler Heineman	8
Joe Sclafani	7
Leo Heras	6
Rene Garcia	4
Delino DeShields, Jr.	3
Andrew Aplin	2
Matt Duffy	2
Nolan Fontana	1
Jio Mier	1
Carlos Perdomo	1

### SECOND BASE

Tony Kemp	56
Nolan Fontana	40
Joe Sclafani	12
Enrique Hernandez	10
Jio Mier	8
Jonathan Meyer	7
Carlos Perdomo	5
Ruben Sosa	2

### LEFT FIELD

Leo Heras	51
Delino DeShields, Jr.	29
Ruben Sosa	29
Preston Tucker	15
Chris Epps	8
Tony Kemp	3
Brandon Meredith	2
Marc Wik	2
Joe Sclafani	1

### CENTER FIELD

Delino DeShields, Jr.	78
Andrew Aplin	40
Teoscar Hernandez	21
Chris Epps	1

### STARTING PITCHER

Luis Cruz	17
Brady Rodgers	17
Mike Hauschild	16
Jordan Jankowski	14
Tommy Shirley	13
Kyle Smith	13
David Rollins	12
Colton Cain	7
Mark Appel	6
Chris Devenski	5
Matt Heidenreich	5
Aaron West	5
Josh Hader	4
Darin Downs	2
Ross Seaton	2
Ruben Alaniz	1
Troy Scribner	1





## 2013 STARTS BY POSITION

### CATCHER

Rene Garcia	60
Max Stassi	50
Carlos Perez	12
Ryan McCurdy	9
Luis Alvarez	7
Cody Clark	2

### FIRST BASE

Erik Castro	94
Zach Johnson	25
Jon Singleton	10
Ben Orloff	5
Matt Duffy	4

### SECOND BASE

Enrique Hernandez	103
Ronny Torreyes	14
Ben Orloff	8
Raoul Torrez	8
Jose Martinez	7

### THIRD BASE

Jonathan Meyer	122
Matt Duffy	6
Ben Orloff	6
Enrique Hernandez	4
Raoul Torrez	2

### SHORTSTOP

Jio Mier	98
Ronny Torreyes	21
Ben Orloff	13
Enrique Hernandez	5
Raoul Torrez	3

### LEFT FIELD

Michael Burgess	59
Preston Tucker	27
Austin Wates	19
Drew Muren	12
Raoul Torrez	8
Leo Heras	7
George Springer	3
Domingo Santana	2
J.D. Martinez	2
Enrique Hernandez	1

### RELIEF PITCHER (Total Appearances)

Patrick Urckfitz	40
Andrew Robinson	38
Carlos Quevedo	31
Jorge De Leon	26
Kenny Long	22
Matt Heidenreich	18
Alex Sogard	16
Jonas Dufek	14
Theron Geith	13
Sergio Escalona	12
Bobby Doran	10
Cameron Lamb	9
Ruben Alaniz	8
Chia-Jen Lo	8
David Martinez	8
Nick Tropeano	8
Mike Foltyniewicz	7
Jason Stoffel	7
Kyle Hallock	6
Jake Buchanan	5
Josh Fields	5

### CENTER FIELD

George Springer	67
Drew Muren	60
Domingo Santana	7
Leo Heras	3
Justin Maxwell	3

### STARTING PITCHER

Nick Tropeano	20
Ruben Alaniz	19
David Martinez	18
Mike Foltyniewicz	16
Jake Buchanan	13
Bobby Doran	13
Ross Seaton	9
Matt Heidenreich	7
David Rollins	6
Kyle Hallock	5
Carlos Quevedo	5
Jorge De Leon	3
Asher Wojciechowski	3
Luis Cruz	2
Brady Rodgers	1

### RIGHT FIELD

Domingo Santana	97
Preston Tucker	27
Drew Muren	10
Michael Burgess	2
J.D. Martinez	2
Justin Maxwell	2

### DESIGNATED HITTER

Kody Hinze	38
Jake Goebbert	13
Adam Bailey	11
Austin Wates	6
Jon Singleton	4
Brandon Barnes	3
Bobby Borchering	3
Drew Locke	3
Travis Buck	2
Chris Wallace	2
Jordan Kreke	1
Carlos Lee	1
Jose Martinez	1







## 2012 STARTS BY POSITION

### CATCHER

Chris Wallace	55
Jay Fernandez	46
Ryan McCurdy	22
Rene Garcia	9
Ben Heath	5
Jason Castro	3

### THIRD BASE

Andy Simunic	74
Bobby Borchering	23
Jordan Kreke	22
Brandon Wikoff	11
J.C. Thompson	7
Jay Fernandez	2
Kody Hinze	1

### RELIEF PITCHER (Total App.)

Jason Stoffel	56
Kevin Chapman	49
Josh Zeid	47
Arcenio Leon	44
Erick Abreu	33
Alex Sogard	33
Henry Villar	23
Adalberto Flores	13
Jonnathan Aristil	8
Jake Buchanan	8
Chris Hicks	2
Wes Musick	2
Matt Heidenreich	1
Rob Rasmussen	1

### FIRST BASE

Jon Singleton	104
Kody Hinze	29
Drew Locke	4
Carlos Lee	2
Jordan Kreke	1

### SHORTSTOP

Jonathan Villar	82
Ben Orloff	35
Andy Simunic	21
Jordan Kreke	1
Brandon Wikoff	1

### CENTER FIELD

Brandon Barnes	35
Drew Muren	28
Robbie Grossman	25
Austin Wates	25
George Springer	13
T.J. Steele	6
Drew Locke	4
Jake Goebbert	2
Justin Maxwell	2

### STARTING PITCHER

Ross Seaton	25
Jose Cisnero	20
Jake Buchanan	19
Jarred Cosart	15
Brett Oberholtzer	13
Rob Rasmussen	10
Bobby Doran	10
Asher Wojciechowski	8
Matt Heidenreich	7
Paul Clemens	7
Erick Abreu	3
Henry Villar	2
Wes Musick	1

### SECOND BASE

Jose Martinez	105
Enrique Hernandez	22
Brandon Wikoff	6
J.C. Thompson	3
Jordan Kreke	2
Andy Simunic	2

### LEFT FIELD

Austin Wates	57
Jake Goebbert	36
Jon Singleton	16
Adam Bailey	9
Marc Krauss	7
Robbie Grossman	5
Drew Locke	5
Jordan Kreke	4
Brandon Barnes	1

### RIGHT FIELD

Drew Locke	48
Jake Goebbert	47
Adam Bailey	12
T.J. Steele	10
George Springer	6
Travis Buck	5
Brandon Barnes	4
Robbie Grossman	3
Andy Simunic	2
Austin Wates	2
Drew Muren	1

### DESIGNATED HITTER

Kody Hinze	38
Jake Goebbert	13
Adam Bailey	11
Austin Wates	6
Jon Singleton	4
Brandon Barnes	3
Bobby Borchering	3
Drew Locke	3
Travis Buck	2
Chris Wallace	2
Jordan Kreke	1
Carlos Lee	1
Jose Martinez	1



## 2011 STARTS BY POSITION

### CATCHER

Federico Hernandez	43
Emerson Frostad	38
Brian Esposito	28
Chris Wallace	28
Jonathon Fixler	3

### THIRD BASE

David Flores	54
Jimmy Paredes	42
Brandon Wikoff	21
Jose Altuve	7
Andy Simunic	7
Wladimir Sutil	4
Jimmy VanOstrand	3
Jose Vallejo	2

### CENTER FIELD

T.J. Steele	100
Jon Gaston	21
Brandon Barnes	16
Jason Bourgeois	2
Jacob Goebbert	1

### RELIEF PITCHER (Total Appearances)

Arcenio Leon	47
Blake King	33
Henry Villar	32
Patrick Urckfitz	31
Danny Meszaros	30
Shane Wolf	21
Kyle Greenwalt	19
Jason Stoffel	18
Matt Nevarez	17
Erick Abreu	15
David Carpenter	14
David Berner	13
Chris Hicks	13
Josh Zeid	13
Jonnathan Aristil	9
Sammy Gervacio	8
Cesar Carrillo	5
Mike Perconte	5
Xavier Ceden	4
Brad Hennessey	4
Brad James	4
Andrew Robinson	2
Emerson Frostad	1

### FIRST BASE

Jimmy VanOstrand	84
Kody Hinze	46
David Flores	4
Emerson Frostad	4
Jacob Goebbert	2

### SHORTSTOP

Jonathan Villar	81
Wladimir Sutil	39
Brandon Wikoff	18
Clint Barnes	2

### RIGHT FIELD

Jon Gaston	68
Jacob Goebbert	41
Andy Simunic	13
Brandon Barnes	10
Adam Bailey	5
Wladimir Sutil	1
Jose Vallejo	1

### STARTING PITCHER

Ross Seaton	28
Jonnathan Aristil	21
Dallas Keuchel	20
Xavier Ceden	19
Erick Abreu	18
Kyle Greenwalt	9
Jarred Cosart	7
Brett Oberholtzer	6
Paul Clemens	5
Henry Sosa	3
Jake Buchanan	1
Wandy Rodriguez	1
Shane Wolf	1
Josh Zeid	1

### SECOND BASE

Jimmy Paredes	45
Brandon Wikoff	44
Jose Altuve	25
J.C. Thompson	11
Wladimir Sutil	5
Jose Vallejo	4
Brandon Barnes	2
Jeff Keppinger	2
Andy Simunic	2

### LEFT FIELD

J.D. Martinez	72
Jacob Goebbert	29
Brandon Barnes	20
Adam Bailey	16
Andy Simunic	2
David Flores	1

### DESIGNATED HITTER

Jon Gaston	16
J.D. Martinez	14
Kody Hinze	8
Brian Esposito	6
Brandon Wikoff	6
T.J. Steele	5
Jimmy VanOstrand	5
David Flores	4
Emerson Frostad	4
Chris Wallace	4
Brandon Barnes	3
Jose Vallejo	3
Jose Altuve	2
Jeff Keppinger	2
Jimmy Paredes	2
Adam Bailey	1
Jonathon Fixler	1
Federico Hernandez	1
J.C. Thompson	1

## 2010 STARTS BY POSITION

### CATCHER

Lou Santangelo	73
Jonathon Fixler	29
Federico Hernandez	16
Brian Esposito	14
J.R. Towles	5
Ben Heath	3

### THIRD BASE

Jhon Florentino	84
Michael Affronti	27
Kody Kirkland	14
Marcos Cabral	8
Jose Vallejo	3
Michael Garciparra	2
Barry Butera	1
German Duran	1

### CENTER FIELD

T.J. Steele	56
J.B. Shuck	43
Jon Gaston	34
Freddy Parejo	6
David Cook	1

### STARTING PITCHER

Douglas Arguello	22
Jeremy Johnson	22
Jordan Lyles	20
Tyler Lumsden	16
Henry Villar	11
Erick Abreu	9
Dallas Keuchel	9
Sergio Perez	8
Jared Wells	8
Fernando Abad	4
Polin Trinidad	4
Bubbie Buzachero	3
Matt Lindstrom	1
Felipe Paulino	1
Chris Sampson	1
Patrick Urckfitz	1

### FIRST BASE

Koby Clemens	111
Jimmy VanOstrand	26
Lou Santangelo	2
Marcos Cabral	1

### SHORTSTOP

Wladimir Sutil	72
Marcos Cabral	31
Michael Affronti	23
Tommy Manzella	5
Geoff Blum	3
Michael Garciparra	3
Barry Butera	2
German Duran	1

### RIGHT FIELD

Jon Gaston	82
J.D. Martinez	27
David Cook	18
Jimmy VanOstrand	9
Freddy Parejo	3
J.B. Shuck	1

### RELIEF PITCHER (Total Appearances)

Matt Nevarez	36
Jailen Peguero	32
Danny Meszaros	26
Nelson Payano	26
Henry Villar	25
Evan Englebrook	23
Jared Wells	23
Erick Abreu	22
Edwin Walker	19
Arcenio Leon	18
Erik Stiller	15
Fernando Abad	10
Jose Valdez	9
T.J. Burton	7
Chia-Jen Lo	7
Brian Wabick	6
Bubbie Buzachero	5
Tyler Lumsden	4
Shane Wolf	4
Jordan Lyles	1
Polin Trinidad	1

### SECOND BASE

German Duran	53
Albert Cartwright	33
Jose Vallejo	22
Barry Butera	9
Marcos Cabral	9
Michael Garciparra	5
Michael Affronti	4
Kody Kirkland	3
Jeff Keppinger	2

### LEFT FIELD

J.B. Shuck	48
David Cook	40
Freddy Parejo	22
J.D. Martinez	15
Jimmy VanOstrand	11
Jon Gaston	2
Michael Affronti	1
T.J. Steele	1

### DESIGNATED HITTER

Jimmy VanOstrand	28
David Cook	17
Koby Clemens	14
Freddy Parejo	8
J.D. Martinez	6
Jon Gaston	4
J.B. Shuck	3
German Duran	2
Jhon Florentino	2
Marcos Cabral	1
Lou Santangelo	1
T.J. Steele	1
Jose Vallejo	1



## 2009 STARTS BY POSITION

### CATCHER

Jason Castro	57
Brian Esposito	46
Jonathon Fixler	31
Koby Clemens	5
Jose Lopez	1

### FIRST BASE

Mark Ori	93
Jimmy VanOstrand	44
Aaron Boone	2
Darin Erstad	1

### SECOND BASE

Drew Meyer	93
Felix Molina	27
German Duran	10
Jhon Florentino	4
Kaz Matsui	4
Chad Spann	2

### THIRD BASE

Jhon Florentino	93
Felix Molina	24
Chad Spann	12
Aaron Boone	5
German Duran	4
Drew Meyer	2

### SHORTSTOP

Wladimir Sutil	123
Drew Meyer	14
Jhon Florentino	2
Felix Molina	1

### LEFT FIELD

Collin DeLome	78
Drew Locke	55
Ray Sadler	4
Mitch Einertson	1
Darin Erstad	1
Jimmy VanOstrand	1

### CENTER FIELD

Nick Moresi	49
Collin DeLome	40
Josh Flores	40
Ray Sadler	8
Mitch Einertson	3

### RIGHT FIELD

Mitch Einertson	69
Drew Locke	59
Brandon Barnes	7
Ray Sadler	3
Collin DeLome	2

### RELIEF PITCHER (Total Appearances)

Danny Meszaros	37
Chia-Jen Lo	30
T.J. Burton	28
Ryan McKeller	28
Erick Abreu	26
Chris Salamida	22
Evan Englebrook	21
Charlie Weatherby	18
Andy Van Hekken	17
Wilton Lopez	14
Tyler Lumsden	12
Rob Semerano	12
Chad Wagler	10
Paul Estrada	7
Doug Brocail	2
Brad James	2
Jose Valverde	2
Polin Trinidad	1

### STARTING PITCHER

Sergio Perez	27
Brad James	21
Wilton Lopez	15
Douglas Arguello	14
Casey Hudspeth	14
Kenny Baugh	12
Polin Trinidad	12
Andy Van Hekken	10
Brandon Backe	4
Tyler Lumsden	4
Fernando Abad	3
Erick Abreu	1
Brian Moehler	1
Chad Wagler	1
Charlie Weatherby	1



Drew Locke

## 2008 STARTS BY POSITION

### CATCHER

Lou Santangelo	95
Jose Lopez	35
Jimmy Goethals	5
Humberto Quintero	3
Jonathan Fixler	2

### FIRST BASE

Ole Sheldon	84
Rob Cosby	55
Jimmy VanOstrand	1

### SECOND BASE

Drew Sutton	94
Jonny Ash	22
Richie Paz	16
Rob Cosby	3
Wladimir Sutil	3
Kaz Matsui	2

### THIRD BASE

Chris Johnson	81
Rob Cosby	20
Richie Paz	15
Drew Sutton	15
Jonny Ash	9

### SHORTSTOP

Wladimir Sutil	76
Tommy Manzella	53
Drew Sutton	11

### LEFT FIELD

Billy Hart	72
Mitch Einertson	23
Val Majewski	13
Orlando Rosales	13
Ray Sadler	10
Jarred Ball	5
Wladimir Sutil	2
Jimmy VanOstrand	2

### RIGHT FIELD

Mitch Einertson	56
Eli Iorg	41
Jarred Ball	15
Brian Bogusevic	12
Ray Sadler	9
Jimmy VanOstrand	3
Orlando Rosales	2
Val Majewski	1
Wladimir Sutil	1

### CENTER FIELD

Eli Iorg	74
Jarred Ball	20
Brian Bogusevic	19
Mitch Einertson	15
Orlando Rosales	12

### DESIGNATED HITTER

Richie Paz	28
Ole Sheldon	14
Billy Hart	12
Rob Cosby	9
Drew Sutton	9
Ray Sadler	5
Mitch Einertson	3
Eli Iorg	3
Val Majewski	2
Jarred Ball	1
Chris Johnson	1
Jimmy VanOstrand	1

### RELIEF PITCHER (Total App.)

Chris Blazek	47
Sammy Gervacio	47
Ryan McKeller	45
Jose Oyervidez	42
Evan Englebrook	32
Ryan Thompson	19
Sean Walker	18
Tip Fairchild	12
Chris Salamida	11
German Melendez	10
Paul Estrada	9
Bo Hall	8
Kyle Middleton	6
Sergio Perez	2
Brian Gordon	1
Casey Hudspeth	1

### STARTING PITCHER

Chance Douglass	22
Bud Norris	19
Brad James	18
Polin Trinidad	18
Brian Bogusevic	17
Andy Van Hekken	11
Tip Fairchild	10
Casey Hudspeth	9
Sean Walker	8
Sergio Perez	5
Evan Englebrook	2
Wandy Rodriguez	1

## 2007 STARTS BY POSITION

### CATCHER

Lou Santangelo	54
J.R. Towles	45
Jeff Mackor	22
Kevin Davidson	14
Jimmy Goethals	5

### FIRST BASE

Todd Self	96
Neil Sellers	30
Michael Johnson	13
Drew Sutton	1

### SECOND BASE

Jonny Ash	74
Edwin Maysonet	33
Drew Sutton	26
Oswaldo Fernando	7

### THIRD BASE

Drew Sutton	88
Neil Sellers	49
Edwin Maysonet	2
Oswaldo Fernando	1

### SHORTSTOP

Edwin Maysonet	60
Tommy Manzella	59
Oswaldo Fernando	14
Drew Sutton	7

### LEFT FIELD

Ray Sadler	55
Beau Torbert	53
Francisco Caraballo	29
Noochie Varner	2
Todd Self	1

### CENTER FIELD

Ray Sadler	64
Josh Flores	54
Tim Raines, Jr.	20
Beau Torbert	2

### RIGHT FIELD

Francisco Caraballo	74
Noochie Varner	43
Ray Sadler	12
Todd Self	9
Beau Torbert	2

### DESIGNATED HITTER

Noochie Varner	46
J.R. Towles	13
Todd Self	10
Neil Sellers	9
Michael Johnson	6
Tommy Manzella	1
Ray Sadler	1
Lou Santangelo	1
Drew Sutton	1

### STARTING PITCHER

Felipe Paulino	21
Jimmy Barthmaier	16
Josh Muecke	16
Troy Patton	16
Ronnie Martinez	15
Chance Douglass	11
Josh Miller	10
Miguel Asencio	9
Brad James	9
Brian Bogusevic	6
German Melendez	4
Tip Fairchild	2
Rick White	2
Brandon Backe	1
Jason Jennings	1
Brad Lidge	1

### RELIEF PITCHER (Total App.)

Kyle Middleton	44
German Melendez	40
Ryan Thompson	38
Brian Gordon	30
Jeff Wigdahl	22
Josh Muecke	16
Josh Miller	15
Sammy Gervacio	13
Evan Englebrook	11
Robert Stiehl	10
Jimmy Barthmaier	8
Tim LaVigne	8
Ronnie Martinez	6
Enyelbert Soto	6
Ryan McKeller	5
Travis Phelps	5
Dan Foli	3
Miguel Asencio	1
Chance Douglass	1
Felipe Paulino	1



Jeff Mackor





## 2006 STARTS BY POSITION

### CATCHER

J.R. House	65
Kevin Davidson	53
Brian Peterson	21

### FIRST BASE

Walter Young	57
J.R. House	28
John Fagan	22
Josh Bonifay	20
Derek Nicholson	10
Jared Sandberg	2

### SECOND BASE

Jonny Ash	109
Josh Bonifay	17
Osvaldo Fernando	10
Wade Robinson	2
Kevin Davidson	1

### THIRD BASE

Mark Saccomanno	79
Jared Sandberg	35
Josh Bonifay	22
Ben Zobrist	2
Osvaldo Fernando	1

### SHORTSTOP

Ben Zobrist	79
Osvaldo Fernando	38
Wade Robinson	22

### LEFT FIELD

Jorge Cortes	121
John Fagan	8
Josh Anderson	8
Hunter Pence	1
Tike Redman	1

### CENTER FIELD

Josh Anderson	116
Hunter Pence	21
Tike Redman	2

### RIGHT FIELD

Hunter Pence	104
Tike Redman	17
John Fagan	8
Derek Nicholson	6
Josh Anderson	4

### DESIGNATED HITTER

Josh Bonifay	45
Walter Young	31
Derek Nicholson	15
Hunter Pence	7
Tike Redman	5
Osvaldo Fernando	3
Jared Sandberg	3
J.R. House	2
Ben Zobrist	2
Josh Anderson	1
Jorge Cortes	1

### STARTING PITCHER

Chance Douglass	26
Josh Miller	22
Juan Gutierrez	20
Matt Albers	19
Mitch Talbot	17
Ronnie Martinez	9
Josh Muecke	9
Troy Patton	8
Chad Reineke	4
Carlos Hernandez	3
Blake Allen	1
Roger Clemens	1

### RELIEF PITCHER (Total App.)

Paul Estrada	56
David Rollandini	47
Aaron Williams	46
Monte Mansfield	30
Jailen Peguero	27
Blake Allen	18
Josh Muecke	16
Jon Skaggs	14
Steve Kent	11
Josh Miller	11
Chad Reineke	11
Carlos Hernandez	4
Chance Douglass	2
Ronnie Martinez	1
Mitch Talbot	1



## 2005 STARTS BY POSITION

### CATCHER

Hector Gimenez	86
Dax Norris	52
Humberto Quintero	3

### FIRST BASE

Mark Saccomanno	46
J.R. Phillips	36
Dax Norris	23
Hector Gimenez	15
Junior Zamora	14
John Fagan	6
Pat Peavey	1

### SECOND BASE

Eric Riggs	70
Ray Navarrete	26
Brooks Conrad	22
Wade Robinson	13
Jason Clements	10

### THIRD BASE

Mark Saccomanno	76
Tommy Whiteman	20
Junior Zamora	20
Ray Navarrete	14
Alex Eckelman	6
Pat Peavey	4
Eric Riggs	1

### SHORTSTOP

Eric Riggs	52
Wade Robinson	52
Tommy Whiteman	21
Alex Eckelman	15
Jason Clements	1

### LEFT FIELD

Mike Rodriguez	101
Carlos Rodriguez	32
Ray Navarrete	4
John Fagan	2
Gavin Wright	2

### CENTER FIELD

Josh Anderson	127
Charlton Jimerson	11
Mike Rodriguez	3

### RIGHT FIELD

Charlton Jimerson	99
John Fagan	25
Carlos Rodriguez	15
Ray Navarrete	2

### DESIGNATED HITTER

Carlos Rodriguez	32
Dax Norris	21
Hector Gimenez	15
John Fagan	14
Mark Saccomanno	12
J.R. Phillips	5
Pat Peavey	4
Jeff Bagwell	3
Ray Navarrete	2
Charlton Jimerson	1
Brooks Kieschnick	1
Eric Riggs	1
Gavin Wright	1

### STARTING PITCHER

Jason Hirsh	29
Tim McClaskey	26
Chris Sampson	19
Mark McLemore	15
Philip Barzilla	14
Fernando Nieve	14
Peter Bauer	8
Blake Allen	6
Scott MacRae	4
Brandon Backe	2
Fernando Rijo	2
Jamie Merchant	1
Wandy Rodriguez	1

### RELIEF PITCHER (Total App.)

Jailen Peguero	50
Monte Mansfield	43
Fernando Rijo	32
Philip Barzilla	27
Jamie Merchant	23
Aaron Williams	22
Roberto Giron	21
Kevin Hodge	14
Chris Sampson	13
Scott MacRae	12
Blake Allen	10
Brooks Kieschnick	5
Peter Bauer	3
Josh Miller	3
Brandon Backe	2
Tim McClaskey	1
Eric Riggs	1
Wandy Rodriguez	1

## CAREER STARTS BY POSITION

(Top 3 at each position)

### CATCHER

Lou Santangelo	222
Rene Garcia	140
Roberto Pena	125

### FIRST BASE

Conrad Gregor	218
Jimmy VanOstrand	155
Jon Singleton	114

### SECOND BASE

Jonny Ash	205
Enrique Hernandez	135
Drew Sutton	120

### THIRD BASE

Jonathan Meyer	180
Jhon Florentino	177
Mark Saccomanno	155

### SHORTSTOP

Wladimir Sutil	310
Jio Mier	251
Jonathan Villar	163

### LEFT FIELD

Jorge Cortes	121
Leo Heras	112
Mike Rodriguez	101

### CENTER FIELD

Josh Anderson	243
T.J. Steele	162
Teoscar Hernandez	128

### RIGHT FIELD

Jon Gaston	150
Mitch Einertson	125
Drew Locke	107

### DESIGNATED HITTER

Jimmy VanOstrand	81
Kody Hinze	46
Noochie Varner	46

### STARTING PITCHER

Ross Seaton	64
Chance Douglass	59
Brad James	48

### RELIEF PITCHER (Total Appearances)

Jailen Peguero	109
Erick Abreu	96
Danny Meszaros	93
Patrick Urckfitz	93



Conrad Gregor





## ALL-TIME ROSTER

*College/University listed if applicable*

### A (18)

Fernando Abad (LHP) 2009-2010  
Erick Abreu (RHP) 2009-2012  
Michael Affronti (IF) 2010 | Le Moyne College (NY)  
Ruben Alaniz (RHP) 2013-2015  
Luis Alvarez (C) 2013  
Matt Albers (RHP) 2006 | San Jacinto College (TX)  
Blake Allen (LHP) 2005-2006 | Union University (TN)  
Jose Altuve (IF) 2011  
Josh Anderson (OF) 2005-2006 | Eastern Kentucky  
Andrew Aplin (OF) 2014-2015 | Arizona State  
Mark Appel (RHP) 2014-2015 | Stanford  
Douglas Arguello (LHP) 2009-2010  
Jonnathan Aristil (RHP) 2011-2012  
Rogelio Armenteros (RHP) 2016  
Miguel Asencio (RHP) 2007  
Jonny Ash (IF) 2006-2008 | Stanford  
Marlon Avea (C) 2016  
Rodrigo Ayarza (OF) 2016

### B (31)

Brandon Backe (RHP) 2005, 2007, 2009 | Galveston College  
Angel Baez (RHP) 2015  
Jeff Bagwell (DH) 2005 | University of Hartford  
Adam Bailey (OF) 2011-2012 | Nebraska  
Jarred Ball (OF) 2008  
Travis Ballew (RHP) 2014-2015 | Texas State-San Marcos  
Clint Barnes (IF) 2011 | Indiana State  
Brandon Barnes (OF) 2009, 2011-2012 | Cypress College (CA)  
Jimmy Barthmaier (RHP) 2007  
Philip Barzilla (LHP) 2005 | Rice  
Peter Bauer (RHP) 2005 | South Carolina  
Kenny Baugh (RHP) 2009 | Rice  
David Berner (LHP) 2011 | San Jose State  
Chris Blazek (LHP) 2008 | Vermont  
Geoff Blum (IF) 2010 | Cal  
Brian Bogusevic (LHP, OF) 2007-2008 | Tulane  
Josh Bonifay (IF) 2006 | UNC-Wilmington  
Aaron Boone (IF) 2009 | USC  
Brett Booth (C) 2015 | Alabama  
Bobby Borchering (IF) 2012  
Jason Bourgeois (OF) 2011  
Bobby Boyd (OF) 2016 | West Virginia  
Alex Bregman (IF) 2016 | Louisiana State  
Doug Brocail (RHP) 2009 | Lamar Community College (CO)  
Tyler Brunnemann (RHP) 2015 | Hardin-Simmons (TX)  
Jake Buchanan (RHP) 2011-2013 | North Carolina State  
Travis Buck (OF) 2012 | Arizona State  
Michael Burgess (OF) 2013  
T.J. Burton (RHP) 2009-2010  
Barry Butera (IF) 2010 | Boston College  
Bubbie Buzachero (RHP) 2010 | Tennessee Tech

### C (27)

Marcos Cabral (IF) 2010 | Broward College (FL)  
Colton Cain (LHP) 2014  
Francisco Caraballo (OF) 2007  
David Carpenter (RHP) 2011 | West Virginia  
Cesar Carrillo (RHP) 2011  
Albert Cartwright (IF) 2010 | Polk State (FL)  
Erik Castro (IF) 2013 | San Diego State  
Jason Castro (C) 2009, 2012 | Stanford  
Xavier Cedenio (LHP) 2011 | Miami Dade Community College (FL)  
Kevin Chapman (LHP) 2012 | Florida  
Jose Cisnero (RHP) 2012  
Cody Clark (C) 2013 | Wichita State  
Koby Clemens (C, IF) 2009-2010  
Paul Clemens (RHP) 2011-2012 | Louisburg Junior College (NC)  
Roger Clemens (RHP) 2006 | Texas  
Jason Clements (IF) 2005 | Oral Roberts  
MP Cokinos (IF/C) 2014 | St. Mary's University (TX)  
Kevin Comer (RHP) 2016  
Brooks Conrad (IF) 2005 | Arizona State  
David Cook (OF) 2010 | Miami (OH)  
Carlos Correa (IF) 2015  
Jorge Cortes (OF) 2006  
Jarred Cosart (RHP) 2011-2012  
Rob Cosby (IF) 2008  
Chris Cotton (LHP) 2015-2016 | LSU  
Luis Cruz (LHP) 2013-2014  
John Curtis (PH) 2010 | Cal State-Fullerton

### D (18)

Kevin Davidson (C) 2006-2007 | Rollins College (FL)  
J.D. Davis (IF) 2016 | Cal State-Fullerton  
Ryan Deemes (RHP) 2016 | Nicholls State  
Dean Deetz (RHP) 2016 | Northeastern Oklahoma A&M  
Jorge De Leon (RHP) 2013-2014  
Collin DeLome (OF) 2009 | Lamar  
Yeyfry Del Rosario (RHP) 2016  
Delino DeShields, Jr. (OF) 2014  
Chris Devenski (RHP) 2014-2015 | Cal State-Fullerton  
Mike Diaz (PH) 2009  
Michael Dimock (RHP) 2014 | Wake Forest  
Bobby Doran (RHP) 2012-2013 | Texas Tech  
Jacob Dorris (RHP) 2016 | Texas A&M Corpus Christi  
Chance Douglass (RHP) 2006-2008  
Darin Downs (LHP) 2014  
Jonas Dufek (RHP) 2013, 2015 | Creighton  
Matt Duffy (IF) 2013-2014 | Tennessee  
German Duran (IF) 2009-2010 | TCU



## ALL-TIME ROSTER

*College/University listed if applicable*

### E (9)

Alex Eckelman (IF) 2005 | Ohio State  
Mitch Einertson (OF) 2008-2009  
Kent Emanuel (LHP) 2015-2016 | North Carolina  
Evan Englebrook (RHP) 2007-2010 | Shippensburg State (PA)  
Chris Epps (OF) 2014 | Clemson  
Darin Erstad (IF-OF) 2009 | Nebraska  
Sergio Escalona (LHP) 2013  
Brian Esposito (C) 2009-2011 | Connecticut  
Paul Estrada (RHP) 2006, 2008-2009

### F (21)

John Fagan (OF) 2005-2006 | San Jose State  
Tip Fairchild (RHP) 2007-2008 | University of Southern Maine  
Danny Fatheree (DH) 2005  
Scott Feldman (RHP) 2015 | College of San Mateo (CA)  
Michael Feliz (RHP) 2015  
Drew Ferguson (OF) 2016 | Belmont  
Jay Fernandez (C) 2012  
Osvaldo Fernando (IF) 2006-2007  
Josh Fields (RHP) 2013, 2015 | Georgia  
Derek Fisher (OF) 2016 | Virginia  
Jonathon Fixler (C) 2008-2011 | Indiana  
Jhon Florentino (IF) 2009-2010  
Adalberto Flores (RHP) 2012  
David Flores (IF) 2011 | Cal State Sacramento  
Josh Flores (OF) 2007, 2009 | Triton College (IL)  
Dan Foli (RHP) 2007 | Walters State Community College (TN)  
Mike Foltyniewicz (RHP) 2013  
Nolan Fontana (IF) 2014, 2016 | Florida  
Michael Freeman (LHP) 2015-2016 | Oklahoma State  
Edison Frias (RHP) 2015-2016  
Emerson Frostad (C/IF) 2011 | Lewis & Clark State (ID)

### G (22)

Alejandro Garcia (OF) 2016  
Rene Garcia (C) 2012-2014 | Colegio Sagrada Familia (PR)  
Michael Garciaparra (IF) 2010  
Jon Gaston (OF) 2010-2011 | Arizona  
Evan Gattis (C) 2016 | Texas Permian-Basin  
T.J. Geith (LHP) 2013-2014 | Louisiana-Lafayette  
Sammy Gervacio (RHP) 2007-2008, 2011  
Hector Gimenez (C) 2005  
Roberto Giron (RHP) 2005  
Jacob Goebbert (OF) 2011-2012 | Northwestern  
Jimmy Goethals (C) 2007-2008 | Menlo College (CA)  
Carlos Gomez (OF) 2016  
Alfredo Gonzalez (C) 2015-2016

Brian Gordon (RHP) 2007-2008  
Kyle Greenwalt (RHP) 2011  
Conrad Gregor (IF) 2014-2016 | Vanderbilt  
Evan Grills (LHP) 2016  
Robbie Grossman (OF) 2012  
Reymin Guduan (LHP) 2015-2016  
Yulieski Gurriel (IF) 2016  
Jandel Gustave (RHP) 2015  
Juan Gutierrez (RHP) 2006

### H (24)

Josh Hader (LHP) 2014-2015  
Bo Hall (RHP) 2008 | Central Florida  
Kyle Hallock (LHP) 2013 | Kent State  
Billy Hart (OF) 2008 | USC  
Michael Hauschild (RHP) 2014-2015 | University of Dayton  
Ben Heath (C) 2010, 2012 | Penn State  
Matt Heidenreich (RHP) 2012-2014  
Tyler Heineman (C) 2014-2015 | UCLA  
Brad Hennessey (RHP) 2011 | Youngstown State  
Leo Heras (OF) 2013-2015  
Angel Heredia (RHP) 2016  
Carlos Hernandez (LHP) 2006  
Enrique Hernandez (IF) 2012-2014  
Federico Hernandez (C) 2010-2011  
Teoscar Hernandez (OF) 2014-2016  
Chris Hicks (RHP) 2011-2012 | Georgia Tech  
Kody Hinze (IF) 2011-2012 | Angelina College (TX)  
Jason Hirsh (RHP) 2005 | Cal Lutheran  
Kevin Hodge (RHP) 2005 | Rice  
Brian Holmes (LHP) 2015-2016 | Wake Forest  
J.R. House (C) 2006  
Adrian Houser (RHP) | 2015  
Casey Hudspeth (RHP) 2008-2009 | South Florida  
Mott Hyde (IF) 2016 | Georgia Tech

### I (1)

Eli Iorg (OF) 2008 | Tennessee

### J (8)

Brad James (RHP) 2007-2009, 2011 | North Central Texas  
Jordan Jankowski (RHP) 2014 | Catawba College  
Jason Jennings (RHP) 2007 | Baylor  
Charlton Jimerson (OF) 2005 | Miami (FL)  
Chris Johnson (IF) 2008 | Stetson  
Jeremy Johnson (RHP) 2010  
Michael Johnson (IF) 2007 | Clemson





## ALL-TIME ROSTER

*College/University listed if applicable*

### K (10)

Tony Kemp (IF) 2014-2015 | Vanderbilt  
Jon Kemmer (OF) 2015 | Brewton-Parker College (GA)  
Steve Kent (LHP) 2006 | Florida International  
Jeff Keppinger (IF) 2010 | Georgia  
Dallas Keuchel (LHP) 2010-2011 | Arkansas  
Brooks Kieschnick (RHP) 2005 | Texas  
Blake King (RHP) 2011 | Eastern Oklahoma State J.C.  
Kody Kirkland (IF) 2010 | College of Southern Idaho  
Marc Krauss (OF) 2012 | Ohio University  
Jordan Kreke (IF) 2012 | Eastern Illinois University

### L (16)

Cameron Lamb (LHP) 2013  
Mitchell Lambson (LHP) 2014-2015 | Arizona State  
Ramon Laureano (OF) 2016 | Northeast Oklahoma A&M  
Tim Lavigne (RHP) 2007 | Virginia  
Carlos Lee (IF) 2012  
Arcenio Leon (RHP) 2010-2012  
Brad Lidge (RHP) 2007 | Notre Dame  
Matt Lindstrom (RHP) 2010 | BYU-Idaho  
Chia-Jen Lo (RHP) 2009-2010, 2013  
Drew Locke (OF) 2009, 2012 | Boston College  
Kenny Long (LHP) 2013 | Illinois State  
Jose Lopez (C) 2008-2009  
Wilton Lopez (RHP) 2009  
Jed Lowrie (IF) 2015 | Stanford  
Tyler Lumsden (LHP) 2009-2010 | Clemson  
Jordan Lyles (RHP) 2010

### M (43)

Jeff Mackor (C) 2007 | Boston College  
Scott MacRae (RHP) 2005 | Valdosta State (GA)  
Val Majewski (OF) 2008 | Rutgers  
Monte Mansfield (RHP) 2005-2006 | Riverside CC (CA)  
Tommy Manzella (IF) 2007-2008, 2010 | Tulane  
Francis Martes (RHP) 2015-2016  
David Martinez (RHP) 2013  
Jose Martinez (IF) 2012-2013  
J.D. Martinez (OF) 2010-2011, 2013 | Nova Southeastern (FL)  
Ronnie Martinez (RHP) 2006-2007  
Kaz Matsui (IF) 2008-2009  
Justin Maxwell (OF) 2012-2013 | Maryland  
Jack Mayfield (IF) 2015-2016 | Oklahoma  
Edwin Maysonet (IF) 2007 | Delta State (MS)

Tim McClaskey (RHP) 2005 | Muscatine Community College (IA)  
Lance McCullers (RHP) 2015-2016  
Ryan McCurdy (C) 2012-2013 | Duke  
Brendan McCurry (RHP) 2016 | Oklahoma State  
Chase McDonald (DH) 2016 | East Carolina  
Ryan McKeller (RHP) 2007-2009 | McLennan CC (TX)  
Mark McLemore (LHP) 2005 | Oregon State  
German Melendez (RHP) 2007-2008  
Jamie Merchant (RHP) 2005 | Vermont  
Brandon Meredith (OF/IF) 2014-2015 | San Diego State  
Danny Meszaros (RHP) 2009-2011 | College of Charleston (SC)  
Drew Meyer (IF) 2009 | South Carolina  
Jonathan Meyer (IF) 2013-2014  
Kyle Middleton (RHP) 2007-2008 | Jefferson Davis CC (AL)  
Jio Mier (IF) 2013-2015  
Josh Miller (RHP) 2005-2007 | North Carolina State  
Juan Minaya (RHP) 2014-2015  
Albert Minnis (LHP) 2015-2016 | Wichita State  
Daniel Minor (RHP) 2015 | Texas A&M-Corpus Christi  
Ronnie Mitchell (OF) 2016 | Dallas Baptist  
Brian Moehler (RHP) 2009 | UNC-Greensboro  
Felix Molina (IF) 2009  
Chan-Jong Moon (IF) 2015-2016  
Colin Moran (IF) 2014-2015 | North Carolina  
Nick Moresi (OF) 2009 | Fresno State  
Josh Muecke (LHP) 2006-2007 | Loyola Marymount  
Drew Muren (OF) 2012-2013 | California State Northridge  
Joe Musgrove (RHP) 2015-2016  
Wes Musick (LHP) 2012 | Houston

### N (8)

Telvin Nash (IF) 2014-2015  
Ray Navarrete (IF) 2005 | Seton Hall  
Matt Nevarez (RHP) 2010-2011  
Derek Nicholson (IF) 2006 | Florida  
Fernando Nieve (RHP) 2005  
Bud Norris (RHP) 2008 | Cal Poly-San Luis Obispo  
Dax Norris (C) 2005 | Alabama  
Antonio Nunez (IF) 2016 | Western Oklahoma State

### O (4)

Brett Oberholtzer (LHP) 2011-2012 | Seminole CC (FL)  
Mark Ori (IF) 2009 | Northwestern  
Ben Orloff (IF) 2012-2013 | California Irvine  
Jose Oyervidez (RHP) 2008 | Laredo CC (TX)





## ALL-TIME ROSTER

*College/University listed if applicable*

### P (22)

Jimmy Paredes (IF) 2011  
 Freddy Parejo (OF) 2010  
 Troy Patton (LHP) 2006-2007  
 David Paulino (RHP) 2016  
 Felipe Paulino (RHP) 2007, 2010  
 Nelson Payano (LHP) 2010  
 Richie Paz (IF) 2008  
 Brad Peacock (RHP) 2015 | Palm Beach CC (CA)  
 Pat Peavey (IF) 2005 | Santa Clara (CA)  
 Jailen Peguero (RHP) 2005-2006, 2010  
 Roberto Pena (C) 2015-2016  
 Hunter Pence (OF) 2006 | Texas-Arlington  
 Mike Perconte (RHP) 2011 | Murray State (KY)  
 Carlos Perdomo (IF) 2014  
 Carlos Perez (C) 2013  
 Sergio Perez (RHP) 2008-2010 | University of Tampa  
 Tyson Perez (RHP) 2014-2015 | Fresno City College  
 Brian Peterson (C) 2006 | Bellevue University (NE)  
 Eric Peterson (RHP) 2016 | North Carolina State  
 Travis Phelps (RHP) 2007 | Crowder College (MO)  
 Brett Phillips (OF) 2015  
 J.R. Phillips (IF) 2005

### Q (3)

Chad Qualls (RHP) 2015 | Univ. of Nevada-Reno  
 Humberto Quintero (C) 2005, 2008  
 Carlos Quevedo (RHP) 2013

### R (18)

Tim Raines, Jr. (OF) 2007  
 James Ramsay (OF) 2016 | South Florida  
 Rob Rasmussen (LHP) 2012 | UCLA  
 A.J. Reed (IF) 2015 | Kentucky  
 Tike Redman (OF) 2006  
 Chad Reineke (RHP) 2006 | Miami (FL)  
 Eric Riggs (IF) 2005 | Central Florida  
 Fernando Rijo (RHP) 2005  
 Andrew Robinson (RHP) 2011, 2013-2014 | Georgia Tech  
 Wade Robinson (IF) 2005-2006 | Louisiana Tech  
 Carlos Rodriguez (OF) 2005 | Louisville  
 Richard Rodriguez (RHP) 2014  
 Brady Rodgers (RHP) 2013-2014 | Arizona State  
 Mike Rodriguez (OF) 2005 | Miami (FL)  
 Wandy Rodriguez (LHP) 2005, 2008, 2011  
 David Rollandini (RHP) 2006 | Oklahoma State  
 David Rollins (LHP) 2013-2014 | San Jacinto JC (Houston)  
 Orlando Rosales (OF) 2008 | University of Tampa

### S (40)

Mark Saccomanno (IF) 2005-2006 | Baylor  
 Ray Sadler (OF) 2007-2009 | Hill College (TX)  
 Chris Salamida (LHP) 2008-2009 | SUNY Oneonta  
 Chris Sampson (RHP) 2005, 2010 | Texas Tech  
 Jared Sandberg (IF) 2006  
 Edgardo Sandoval (RHP) 2016  
 Domingo Santana (OF) 2013  
 Lou Santangelo (C) 2007-2008, 2010 | Seton Hall/Clemson  
 Juan Santos (RHP) 2016  
 Gonzalo Sanudo (RHP) 2013, 2015-2016  
 David Schmidt (RHP) 2016 | Stanford  
 Joe Sclafani (IF) 2014-2015 | Dartmouth  
 Jordan Scott (OF) 2014  
 Troy Scribner (RHP) 2014 | Sacred Heart University (CT)  
 Ross Seaton (RHP) 2011-2014  
 Todd Self (IF) 2007 | Louisiana-Monroe  
 Neil Sellers (IF) 2007 | Eastern Kentucky  
 Rob Semerano (RHP) 2009 | Fordham  
 Ole Sheldon (IF) 2008 | Oklahoma  
 Tommy Shirley (LHP) 2014 | Xavier University  
 J.B. Shuck (OF) 2010 | Ohio State  
 Andy Simunic (IF/OF) 2011-2012 | Tennessee  
 Jonathan Singleton (IF/OF) 2012-2013  
 Jon Skaggs (RHP) 2006 | Rice  
 Kyle Smith (RHP) 2014, 2016  
 Cy Sneed (RHP) 2016 | Dallas Baptist  
 Alex Sogard (LHP) 2012-2014 | North Carolina State  
 Henry Sosa (RHP) 2011  
 Ruben Sosa (OF) 2014 | Oklahoma City University  
 Enyelbert Soto (LHP) 2007  
 Chad Spann (IF) 2009  
 George Springer (OF) 2012-2013, 2015 | Connecticut  
 Max Stassi (C) 2013  
 T.J. Steele (OF) 2010-2012 | Arizona  
 Robert Stiehl (RHP) 2007 | El Camino College (CA)  
 Erik Stiller (RHP) 2010 | Princeton  
 Jason Stoffel (RHP) 2011-2013 | Arizona  
 Garrett Stubbs (C) 2016 | Southern California  
 Wladimir Sutil (IF) 2008-2011  
 Drew Sutton (IF) 2007-2008 | Baylor

## ALL-TIME ROSTER

*College/University listed if applicable*

### T (13)

Mitch Talbot (RHP) 2006  
 Nick Tanielu (IF) 2016 | Washington State  
 J.C. Thompson (IF) 2011-2012 | Western Oklahoma JC  
 Ryan Thompson (RHP) 2007-2008 | Florida Southern College  
 Ryan Thompson (RHP) 2016 | Campbell  
 Trent Thornton (RHP) 2016 | North Carolina  
 Beau Torbert (OF) 2007 | Faulkner University (AL)  
 Ronny Torreyes (IF) 2013  
 Raoul Torrez (IF/OF) 2013 | Arizona State  
 J.R. Towles (C) 2007, 2010 | North Central TX JC  
 Polin Trinidad (LHP) 2008-2010  
 Nick Tropeano (RHP) 2013 | SUNY Stony Brook (NY)  
 Preston Tucker (OF) 2013-2014, 2016 | Florida

### U (1)

Patrick Urckfitz (LHP) 2010-2011, 2013-2014 | SUNY Monroe

### V (11)

Jose Valdez (RHP) 2010  
 Jose Vallejo (IF) 2010-2011  
 Jose Valverde (RHP) 2009  
 Andy Van Hekken (LHP) 2008-2009  
 Rafael Valenzuela (IF) 2013  
 Jimmy VanOstrand (OF) 2008-2011 | Cal Poly-San Luis Obispo  
 Noochie Varner (OF) 2007 | St. Catharine College (KY)  
 Danry Vasquez (OF) 2015-2016  
 Vince Velasquez (RHP) 2015  
 Henry Villar (RHP) 2010-2012  
 Jonathan Villar (IF) 2011-2012

### W (23)

Brian Wabick (RHP) 2010 | Oakton Community College (IL)  
 Chad Wagler (RHP) 2009 | Kent State  
 Edwin Walker (LHP) 2010  
 Sean Walker (RHP) 2008 | Baylor  
 Chris Wallace (C) 2011-2012 | Houston  
 Austin Wates (OF) 2012-2013 | Virginia Tech  
 Charlie Weatherby (RHP) 2009 | North Carolina  
 Scott Weathersby (RHP) 2016 | Mississippi  
 Kyle Weiland (RHP) 2014 | Notre Dame  
 Jared Wells (RHP) 2010 | Tyler JC/San Jacinto College (TX)  
 Aaron West (RHP) 2014-2016 | University of Washington  
 Kyle Westwood (RHP) 2015 | North Florida  
 Tyler White (IF) 2015 | Western Carolina  
 Rick White (RHP) 2007 | W. Kentucky Comm. and Technical Coll.

Tommy Whiteman (IF) 2005 | Oklahoma  
 Jeff Wigdahl (LHP) 2007 | St. Mary's (TX)  
 Marc Wik (OF) 2015 | Chabot College (CA)  
 Brandon Wikoff (IF) 2011-2012 | Illinois  
 Aaron Williams (RHP) 2005-2006 | SUNY Alfred  
 Trent Woodward (C) 2015-2016 | Cal State-Fresno  
 Asher Wojciechowski (RHP) 2012-2013 | The Citadel  
 Shane Wolf (LHP) 2010-2011 | Buffalo/Ithaca College (NY)  
 Gavin Wright (OF) 2005 | Blinn College (TX)

### Y (2)

Walter Young (IF) 2006  
 Keegan Yuhl (RHP) 2016 | Concordia

### Z (3)

Junior Zamora (IF) 2005  
 Josh Zeid (RHP) 2011-2012 | Vanderbilt/Tulane  
 Ben Zobrist (IF) 2006 | Olivet Nazarene Univ. (IL)/Dallas Baptist



**Patrick Urckfitz**

*A total of 396 men have played for the Hooks during the club's first 12 seasons.*

*Eight men have played portions of as many as four seasons with the Hooks. They are Erick Abreu, Evan Englebrook, Jonathon Fixler, Brad James, Ross Seaton, Wladimir Sutil, Patrick Urckfitz and Jimmy VanOstrand.*



## OPENING DAY LINEUPS

### April 7, 2005 at San Antonio (L 2-3)

Josh Anderson	CF
Ray Navarrete	2B
Charlton Jimerson	RF
Dax Norris	DH
Junior Zamora	1B
Hector Gimenez	C
Mike Rodriguez	LF
Mark Saccomanno	3B
Alex Eckelman	SS
Fernando Nieve	P

### April 6, 2006 vs. San Antonio (L 3-4)

Josh Anderson	CF
Osvaldo Fernando	DH
Ben Zobrist	SS
J.R. House	C
Hunter Pence	RF
Jared Sandberg	3B
Jorge Cortes	LF
John Fagan	1B
Jonny Ash	2B
Juan Gutierrez	P

### April 7, 2007 at Wichita (W 5-1, 7)

Drew Sutton	3B
Tim Raines, Jr.	CF
Todd Self	1B
Lou Santangelo	C
Ray Sadler	LF
Jonny Ash	2B
Francisco Caraballo	RF
Neil Sellers	DH
Edwin Maysonet	SS
Troy Patton	P

### April 3, 2008 vs. Tulsa (W 8-7, 11)

Drew Sutton	2B
Tommy Manzella	SS
Chris Johnson	3B
Rob Cosby	1B
Mitch Einertson	RF
Lou Santangelo	C
Eli Iorg	CF
Billy Hart	LF
Brad James	P

### April 9, 2009 vs. Tulsa (W 9-3)

Collin DeLome	LF
Drew Meyer	2B
Jhon Florentino	3B
Mark Ori	1B
Mitch Einertson	RF
Brian Esposito	C
Josh Flores	CF
Wladimir Sutil	SS
Sergio Perez	P

### April 8, 2010 at Tulsa (W 7-0)

J.B. Shuck	LF
T.J. Steele	CF
German Duran	2B
Koby Clemens	1B
Jon Gaston	RF
Jhon Florentino	3B
Wladimir Sutil	SS
Brian Esposito	C
Sergio Perez	P

### April 7, 2011 at Tulsa (L 2-3)

Wladimir Sutil	SS
Jimmy Paredes	2B
J.D. Martinez	LF
Jon Gaston	RF
T.J. Steele	CF
Jimmy VanOstrand	1B
Federico Hernandez	C
David Flores	3B
Xavier Cedenio	P

### April 5, 2012 vs. NWA (W 9-0)

Jonathan Villar	SS
Austin Wates	LF
Kody Hinze	DH
Jon Singleton	1B
Brandon Barnes	CF
T.J. Steele	RF
Jose Martinez	2B
Chris Wallace	C
Jordan Kreke	3B
Jarred Cosart	P

### April 4, 2013 vs. Springfield (W 3-2)

Austin Wates	LF
George Springer	CF
Jio Mier	SS
Michael Burgess	DH
Domingo Santana	RF
Jonathan Meyer	3B
Erik Castro	1B
Enrique Hernandez	2B
Rene Garcia	C
Ross Seaton	P

### April 3, 2014 at Tulsa (L 4-5, 11)

Delino DeShields, Jr.	CF
Nolan Fontana	SS
Andrew Aplin	RF
Matt Duffy	3B
Preston Tucker	DH
Enrique Hernandez	2B
Leo Heras	LF
MP Cokinos	1B
Rene Garcia	C
Brady Rodgers	P

### April 9, 2015 at Springfield (W, 9-4)

Tony Kemp	2B
Carlos Correa	SS
Colin Moran	3B
Telvin Nash	DH
Tyler Heineman	C
Conrad Gregor	1B
Teoscar Hernandez	CF
Leo Heras	LF
Brandon Meredith	RF
Kent Emanuel	P

### April 7, 2016 vs. Tulsa (W, 2-0)

Derek Fisher	RF	2-4
Alex Bregman	SS	1-4
Danry Vasquez	LF	0-4
Evan Gattis	DH	1-4, K
J.D. Davis	3B	0-4, K
Conrad Gregor	1B	1-4, R, 2B, K
Teoscar Hernandez	CF	0-3, K
Alfredo Gonzalez	C	0-3, 2 K
Mott Hyde	2B	2-2, HR, 2 RBIs
Joe Musgrove	P	5.0-1-0-0-0-4

Notes: The Hooks have won eight of 10 season-opening games since 2006. Corpus Christi enters the 2017 campaign with an 8-4 record on Opening Day.

Shortstop Wladimir Sutil became the first player in club history to be penciled into the Opening Day lineup for a third season when he led off the 2011 campaign in Tulsa. No other player has been in the club's Opening Day lineup more than twice. The 2011 lineup also is the first in team history to have as many as three players who finished the season in the major leagues (Paredes, Martinez and Cedenio).

After 12 years, the Hooks have had a player repeat as a starter in the Opening Day lineup at every position.







## 2016 GAME-BY-GAME RESULTS

Date	Opp	Score	Record	Winner	Loser	Save	Atten.	YTD Att.	Time
4/7	TUL	W 2-0	1-0	Musgrove (1-0)	De Jong	Yuhl, 1	7,369	7,369	1:56
4/8	TUL	L 1-2	1-1	Anderson	Smith (0-1)	Bawcom	6,195	13,564	2:27
4/9	TUL	W 6-0	2-1	Martes (1-0)	Gonzalez		5,225	18,789	2:35
4/10	SPR	L 4-6	2-2	Morales	Holmes (0-1)	Lucas	5,470	24,259	2:54
4/11	SPR	W 5-4 (12)	3-2	Freeman (1-0)	Donofrio		3,251	27,510	3:34
4/12	SPR	L 3-7	3-3	Littrell	Freeman (1-1)		3,708	31,218	2:53
4/14	@TUL	W 10-5	4-3	Guduan (1-0)	Anderson		8,762		3:17
4/15	@TUL	W 9-4	5-3	Freeman (2-1)	Gonzalez, Fe		8,047		2:55
4/16	@TUL	W 5-4	6-3	Schmidt (1-0)	Cash	McCurry, 1	7,639		2:45
4/17	@SPR	W 3-2	7-3	Del Rosario (1-0)	Lucas	West, 1	3,496		2:34
4/18	@SPR	W 6-0	8-3	Sneed (1-0)	Mayers	Frias, 1	2,736		2:43
4/19	@SPR	L 3-6	8-4	Nielsen	Yuhl (0-1)	Shaban	6,773		2:34
4/21	FRI	L 2-5	8-5	Sadzeck	Smith (0-2)		4,459	35,677	2:33
4/22	FRI	L 3-9	8-6	Wolff	Martes (1-1)		6,485	42,162	3:02
4/23	FRI	W 3-2	9-6	Frias (1-0)	Leclerc	Guduan, 1	6,390	48,552	2:42
4/25	MID	L 7-8 (14)	9-7	Kurcz	Schmidt (1-1)	Kirkland	3,223	51,775	4:30
4/26	MID	L 0-2	9-8	Mengden	Musgrove (1-1)	Avila	4,016	55,791	2:36
4/27	MID	L 1-3	9-9	Seddon	Santos (0-1)	Walter	3,744	59,535	2:37
4/28	MID	L 1-8	9-10	Covey	Smith (0-3)		4,009	63,544	2:44
4/29	@FRI	L 7-8	9-11	Palmquist	Martes (1-2)		7,577		3:07
4/30	@FRI	L 3-4	9-12	Parks	McCurry (0-1)		10,004		3:00
5/1	@FRI	W 4-3	10-12	Cotton (1-0)	Leclerc	West, 2	11,842		3:05
5/2	@FRI	W 8-2	11-12	Musgrove (2-1)	Wolff	Freeman, 1	2,519		2:43
5/3	@MID	L 1-3	11-13	Covey	Paulino (0-1)	Kurcz, 3	7,888		2:14
5/4	@MID	W 7-6	12-13	Holmes (1-1)	Doolittle	McCurry, 2	2,852		3:03
5/5	@MID	L 0-13	12-14	Alcantara	Sneed (1-1)	Bracewell	4,684		2:44
5/6	@MID	W 5-3	13-14	Frias (2-0)	Walter	West, 3	6,050		2:40
5/7	SA	W 2-0	14-14	Yuhl (1-1)	Rodriguez	McCurry, 3	5,586	69,130	2:01
5/8	SA	L 4-7	14-15	Castillo	Smith (0-4)	Jester, 4	4,047	73,177	2:33
5/9	SA	W 8-5	15-15	Holmes (2-1)	Hellweg	Guduan, 2	4,010	77,187	2:52
5/10	SA	W 5-3	16-15	Martes (2-2)	Morrow	McCurry, 4	4,547	81,734	2:32
5/12	FRI	W 6-5	17-15	McCurry (1-1)	Leclerc		4,276	86,010	2:43
5/13	FRI *	W 5-2	18-15	Yuhl (2-1)	Wolff	McCurry, 5			1:55
	FRI	W 6-0	19-15	Grills (1-0)	Perez, D		5,973	91,983	1:46
5/14	FRI	W 6-3	20-15	Paulino (1-1)	Payano	Smith, 1	5,727	97,710	2:59
5/16	@SA	W 8-0	21-15	Holmes (3-1)	Morrow		3,056		3:03
5/17	@SA	W 2-1 (13)	22-15	West (1-0)	De Paula	McCurry, 6	3,899		3:47
5/18	@SA	W 5-2	23-15	Sneed (2-1)	Rodriguez	Grills, 1	3,786		2:21
5/19	@SA	W 8-4	24-15	Freeman (3-1)	Benjamin	McCurry, 7	3,485		2:43
5/20	@MID	W 4-3 (10)	25-15	West (2-0)	Avila		4,412		2:47
5/21	@MID	L 1-3	25-16	Alcantara	Paulino (1-2)	Sanchez, Ja	6,844		2:26
5/22	@MID	L 6-7 (10)	25-17	Bragg	McCurry (1-2)		3,846		3:22
5/23	@MID	W 11-7 (10)	26-17	West (3-0)	Sanchez, Ja		2,923		3:57

\* Makeup of April 24 postponement at Whataburger Field (wet grounds)





## 2016 GAME-BY-GAME RESULTS

Date	Opp	Score	Record	Winner	Loser	Save	Atten.	YTD Att.	Time
5/24	ARK	W 7-4	27-17	Sneed (3-1)	Weller	McCurry, 8	4,598	102,308	2:28
5/25	ARK	W 2-1	28-17	Yuhl (3-1)	Alcantara	McCurry, 9	4,678	106,986	2:31
5/26	ARK	L 4-8	28-18	Scribner	Smith (0-5)		4,493	111,479	2:36
5/27	NWA	W 4-2	29-18	Emanuel (1-0)	Mills	West, 4	5,638	117,117	2:36
5/28	NWA	L 5-6 (12)	29-19	McCarthy	Peterson (0-1)	Stout	5,740	122,857	3:21
5/29	NWA	L 1-4	29-20	Junis	Holmes (3-2)	Bartsch	6,614	129,471	2:28
5/31	@ARK	W 4-3	30-20	Peterson (1-1)	Johnson, D	McCurry, 10	3,441		2:47
6/1	@ARK	W 10-2	31-20	Yuhl (4-1)	Scribner	West, 5	2,615		3:24
6/2	@ARK	W 4-0	32-20	Paulino (2-2)	Kipper	Emanuel, 1	2,273		2:29
6/3	@NWA	W 3-2	33-20	Peterson (2-1)	Beal	McCurry, 11	3,901		2:29
6/4	@NWA	L 1-2	33-21	Junis	Grills (1-1)	McCarthy	5,199		2:31
6/5	@NWA	W 3-2	34-21	Holmes (4-2)	Goudeau	McCurry, 12	4,535		2:42
6/7	MID	W 6-1	35-21	Yuhl (5-1)	Gossett		4,422	133,893	2:28
6/8	MID	W 6-3	36-21	Paulino (3-2)	Sanchez	West, 6	4,097	137,990	2:29
6/9	MID	W 7-0	37-21	Martes (3-2)	Seddon		4,723	142,713	2:29
6/10	MID	L 6-7 (10)	37-22	Finnegan	McCurry (1-3)		5,955	148,668	3:04
6/11	SA	W 5-4 (10)	38-22	Peterson (3-1)	Guerrero		6,194	154,862	3:48
6/12	SA	W 3-2	39-22	West (4-0)	Lloyd	McCurry, 13	5,399	160,261	2:48
6/13	SA	W 8-1	40-22	Yuhl (6-1)	Weir	Paulino, 1	6,748	167,009	2:40
6/14	SA	W 4-3 (12)	41-22	McCurry (2-3)	Torres		4,742	171,751	3:22
6/15	@FRI	W 7-3	42-22	Martes (4-2)	Garrett	West, 7	6,735		2:49
6/16	@FRI*	L 4-3 (9)	42-23	Fasola	McCurry (2-4)				2:43
	@FRI	W 2-0	43-23	Frias (3-0)	Perez	West, 8	6,307		2:08
6/17	@FRI	W 10-3	44-23	Smith (1-5)	Slack (2-2)		7,340		2:45
6/18	@FRI	W 6-2	45-23	Paulino (4-2)	Shortslef	Peterson, 1	7,902		3:02
6/19	@SA	W 8-4	46-23	Yuhl (7-1)	Lemond		4,233		2:40
6/20	@SA	W 5-3 (11)	47-23	West (5-0)	McGrath		3,027		3:35
<b>End of First Half</b>									
6/21	@SA	W 5-1	1-0, 48-23	Grills (2-1)	Northcraft		5,108		2:53
6/22	@SA	L 1-2 (13)	1-1, 48-24	Brasoban	Freeman (3-2)		3,253		3:44
6/23	@FRI	W 3-2	2-1, 49-24	Smith (2-5)	Ledbetter	Sneed, 1	6,012		2:50
6/24	@FRI	L 7-8	2-2, 49-25	Lopez, F.	Peterson (3-2)	Valdespina	9,792		2:49
6/25	@FRI	W 3-0	3-2, 50-25	Martes (5-2)	Perez, D.	West, 9	9,902		2:54
6/26	@FRI	W 9-2	4-2, 51-25	Emanuel (2-0)	Garrett	Freeman, 2	9,092		2:44
6/28	@SPR			<b>TL All-Star Game</b>					
6/30	SPR	L 1-3	4-3, 51-26	Sulbaran	Sneed (3-2)	Herget	5,751	177,502	2:42
7/1	SPR	L 1-11	4-4, 51-27	Wyatt	Martes (5-3)		5,818	183,320	2:50
7/2	SPR	W 6-3	5-4, 52-27	Grills (3-1)	Weaver	West, 10	6,287	189,607	2:25
7/3	TUL	W 12-6	6-4, 53-27	Minnis (1-0)	Barlow		6,136	195,743	3:07
7/4	TUL	L 2-10	6-5, 53-28	De Jong	Frias (3-1)		7,480	203,223	2:59
7/5	TUL	L 6-14	6-6, 53-29	Shibuya	Yuhl (7-2)		5,574	208,797	3:03

\* Makeup of May 15 postponement at Whataburger Field (rain)



# MEDIA GUIDE 2017



## 2016 GAME-BY-GAME RESULTS

Date	Opp	Score	Record	Winner	Loser	Save	Atten.	YTD Att.	Time
7/6	@SPR	W 7-5	7-6, 54-29	Sneed (4-2)	Walter	West, 11	2,560		2:55
7/7	@SPR	W 4-3	8-6, 55-29	Weathersby (1-0)	Wright	Thompson, 1	4,689		2:58
7/8	@SPR	L 5-14	8-7, 55-30	Poncedeleon	Grills (3-2)		4,426		2:27
7/9	@TUL	W 7-6	9-7, 56-30	Smith (3-5)	Cash	West, 12	6,752		2:41
7/10	@TUL	L 6-7	9-8, 56-31	Broussard	Freeman (3-3)	Schlosser	3,334		2:30
7/11	@TUL	W 5-1	10-8, 57-31	Yuhl (8-2)	Bonilla		4,468		2:31
7/13	FRI	W 4-2	11-8, 58-31	Peterson (4-2)	Lopez, F	West, 13	5,584	214,381	2:34
7/14	FRI	L 1-10	11-9, 58-32	Sadzeck	Martes (5-4)		5,098	219,479	2:45
7/15	FRI	L 1-6	11-10, 58-33	Payano	Grills (3-3)		5,820	225,299	2:29
7/16	FRI	L 4-5	11-11, 58-34	Filomeno	West (5-1)	Fasola	5,817	231,116	3:12
7/17	@MID	L 3-6	11-12, 58-35	Cochran-Gil (4-3)	Yuhl (8-3)	Wahl	3,157		2:33
7/18	@MID	W 3-2	12-12, 59-35	Emanuel (3-0)	Gossett	Cotton, 1	2,905		2:40
7/19	@MID	L 2-14	12-13, 59-36	Seddon	Sneed (4-3)		2,835		2:53
7/20	@MID	L 4-5	12-14, 59-37	Avila	Thompson (0-1)	Wahl	3,369		2:29
7/21	FRI	L 6-7	12-15, 59-38	Fasola	Cotton (1-1)		4,559	235,675	3:06
7/22	FRI	W 4-3	13-15, 60-38	Frias (4-1)	Monegro	Minnis, 1	7,614	243,289	2:32
7/23	FRI	W 8-7 (14)	14-15, 61-38	Minnis (2-0)	Perez, D		6,026	249,315	4:56
7/24	FRI	L 6-7	14-16, 61-39	Valdespina	Smith (3-6)	Fasola, 4	3,958	253,273	2:58
7/25	@SA	L 4-10 (8)	14-17, 61-40	Lloyd	Sneed (4-4)		3,096		2:11
7/26	@SA	L 2-6 (10)	14-18, 61-41	Jester	West (5-2)		5,067		3:05
7/27	@SA	W 3-0	15-18, 62-41	Martes (6-4)	Berry	Cotton, 2	3,018		2:23
7/28	MID	L 2-3	15-19, 62-42	Trivino (	Grills (3-4)	Wahl, 9	5,138	258,411	2:04
7/29	MID	W 5-4	16-19, 63-42	Thompson (1-1)	Sanchez		5,659	264,070	2:59
7/30	MID	L 5-8	16-20, 63-43	Seddon	Emanuel (3-1)	Finnegan, 3	6,236	270,306	3:00
7/31	MID	L 4-2	16-21, 63-44	Avila	Minnis (2-1)	Wahl, 10	4,011	274,317	2:45
8/1	SA	W 7-4	17-21, 64-44	Thornton (1-1)	Berry	West, 14	4,869	279,186	2:33
8/2	SA	W 4-2	18-21, 65-44	Martes (7-4)	Sanchez	West, 15	4,176	283,362	2:32
8/3	SA	W 6-2	19-21, 66-44	Grills (4-4)	Lamet		4,386	287,748	2:28
8/4	@MID	L 1-7	19-22, 66-45	Seddon	Emanuel (3-2)		4,185		2:38
8/5	@MID	W 3-2 (11)	20-22, 67-45	Thompson (2-1)	Bragg	Peterson, 2	4,074		3:42
8/6	@MID	L 2-7	20-23, 67-46	Walter	Thornton (1-1)		5,462		2:29
8/7	@MID	W 3-1	21-23, 68-46	Martes (8-4)	Gossett	Dorris, 1	2,624		2:19
8/9	NWA	L 1-4	21-24, 68-47	Caramo	Grills (4-5)	Peterson, M	4,679	292,427	2:24
8/10	NWA	W 5-4	22-24, 69-47	Emanuel (4-2)	Goudeau	Thompson, 2	4,393	296,820	2:35
8/11	NWA	L 3-13	22-25, 69-48	Stumpf	Sneed (4-5)	Nina	4,150	300,970	2:57
8/12	ARK	W 2-1	23-25, 70-48	Thompson (3-1)	Paredes, Edu		5,902	306,872	2:15
8/13	ARK	L 4-5 (10)	23-26, 70-49	Alonzo	Peterson (4-3)	Paredes, Edw	5,587	312,459	3:02
8/14	ARK	W 7-1	24-26, 71-49	Paulino (5-2)	Molina	Smith, 2	5,742	318,201	2:08
8/16	@NWA	W 7-2	25-26, 72-49	Grills (5-5)	Staumont		2,842		2:27
8/17	@NWA	L 6-11	25-27, 72-50	Goudeau	Emanuel (4-3)		2,398		2:50
8/18	@NWA	W 4-0	26-27, 73-50	Sneed (5-5)	Skoglund		3,237		2:33
8/19	@ARK	W 4-3	27-27, 74-50	Thornton	Klonowski	Dorris, 2	3,049		3:08
8/20	@ARK	L 2-5	27-28, 74-51	Alonzo	Martes (8-5)	Paredes, Edu	5,698		2:15
8/21	@ARK	W 1-0	28-28, 75-51	Armenteros (1-0)	Nuding	Peterson, 3	2,622		2:36





## 2016 GAME-BY-GAME RESULTS

Date	Opp	Score	Record	Winner	Loser	Save	Atten.	YTD Att.	Time
8/23	MID	W 7-2	29-28, 76-51	Emanuel (5-3)	Hall		3,264	321,465	2:26
8/24	MID	W 4-1	30-28, 77-51	Sneed (6-5)	Bracewell	Comer, 1	3,306	324,771	2:31
8/25	MID	L 2-5 (11)	30-29, 77-52	Sanchez	Smith (3-7)	Trivino	4,603	329,374	3:04
8/26	MID	W 7-0	31-29, 78-52	Martes (9-5)	Mann		6,024	335,398	2:19
8/27	SA	W 5-1	32-29, 79-52	Armenteros (2-0)	Lloyd	Thompson, 3	6,100	341,498	2:31
8/28	SA	W 6-0	33-29, 80-52	Deetz (1-0)	McCutchen		4,516	346,014	2:31
8/29	SA	L 3-6	33-30, 80-53	Simmons	Emanuel (5-4)	Smith, J	4,950	350,964	2:46
8/30	@FRI	W 6-5	34-30, 81-53	Peterson (5-3)	Jurado		4,160		2:56
8/31	@FRI	W 4-2	35-30, 82-53	Thornton (3-1)	Slack	Dorris, 3	4,760		2:45
9/1	@FRI	L 0-3	35-31, 82-54	Sadzeck	Martes (9-6)	Hernandez, Je	4,592		2:43
9/2	@FRI	L 6-7	35-32, 82-55	Grullon	Freeman (3-4)	Jackson, L	8,217		3:10
9/3	@SA	W 7-1	36-32, 83-55	Deetz (2-0)	Simmons	Smith, 3	5,845		2:27
9/4	@SA	W 4-2	37-32, 84-55	Emanuel (6-4)	Keel	Dorris, 4	4,806		2:35
9/5	@SA	W 4-2	38-32, 85-55	Peterson (6-3)	McCutchen		4,392		2:23

### End of Season

#### South Division Series

9/7	MID	L 2-6	0-1	Seddon	Martes (0-1)		3,805		2:56
9/8	MID	W 5-4	1-1	Peterson (1-0)	Stull		3,749		3:07
9/9	@MID	L 5-7	1-2	Friedrichs	Dorris (0-1)		3,299		2:57
9/10	@MID	L 2-5	1-3	Mann	Sneed (0-1)		2,945		2:42



## GRAND SLAM HOME RUNS

### Hooks (42)

Player	Date	Pitcher	Result (Hooks)
J.D. Davis	September 5, 2016	Daniel McCutchen (at San Antonio)	W 4-2
Derek Fisher	August 3, 2016	Jose Torres (San Antonio)	W 6-2
Derek Fisher	July 8, 2016	Daniel Poncedeleon (at Springfield)	L 5-14
Mott Hyde	June 17, 2016	Jason Richman (at Frisco)	W 10-3
Chase McDonald	April 29, 2016	David Perez (at Frisco)	L 7-8
Alex Bregman	April 15, 2016	Seth Frankhoff (at Tulsa)	W 9-4
Conrad Gregor	July 5, 2015	Kyle Hald (at Springfield)	L 5-7
Telvin Nash	April 30, 2015	Zach Neal (Springfield)	W 8-1
Brandon Meredith	Sept. 1, 2014	Michael Dimock (San Antonio)	W 8-4
Chris Epps	April 22, 2014	Nate Long (Midland)	W 6-5 (12)
Max Stassi	August 16, 2013	Caleb Graham (Arkansas)	W 8-2 (11)
Max Stassi	June 26, 2013	Richard Castillo (Springfield)	W 13-1
George Springer	May 27, 2013	Caleb Graham (Arkansas)	W 14-4
Jordan Kreke	July 29, 2012	Matt McSwain (Midland)	W 9-6
Andy Simunic	July 20, 2012	Cody Buckel (Frisco)	W 7-5
Drew Locke	June 13, 2012	Matt Lollis (San Antonio)	W 10-6
Drew Locke	June 12, 2012	Keyvius Sampson (San Antonio)	W 6-1
Jonathan Villar	June 4, 2012	Tyler Lyons (at Springfield)	L 8-12
Ryan McCurdy	May 24, 2012	Eddie McKiernan (Arkansas)	W 13-4
Brandon Barnes	August 20, 2011	Scott Schneider (Springfield)	W 10-9 (11)
Chris Wallace	July 12, 2011	Kevin Chapman (NW Arkansas)	W 7-3
J.D. Martinez	July 3, 2011	Heath Rollins (at NW Arkansas)	W 16-3
Chris Wallace	July 3, 2011	Edgar Osuna (at NW Arkansas)	W 16-3
J.D. Martinez	May 2, 2011	Mike Perconte (Frisco)	W 15-6
Jhon Florentino	June 15, 2010	Simon Castro (San Antonio)	W 6-5
Koby Clemens	June 2, 2010	Nick Additon (Springfield)	W 12-11
Drew Locke	August 3, 2009	Dewon Day (at Midland)	W 12-5
Drew Locke	July 29, 2009	Zach Herr (San Antonio)	W 8-1
Mitch Einertson	August 17, 2008	Justin Fiske (at Springfield)	L 8-9 (11)
Ole Sheldon	July 13, 2008	Trey Hodges (Frisco)	W 7-5
Billy Hart	May 19, 2008	Justin Dowdy (at Midland)	L 5-11
Chris Johnson	April 24, 2008	Ryan Webb (Midland)	W 19-5
Ray Sadler	August 20, 2007	Mike Sillman (Springfield)	W 8-4
J.R. Towles	August 8, 2007	Nick Green (at Arkansas)	W 7-6
Todd Self	July 17, 2007	Mario Ramos (Midland)	W 10-8
Noochie Varner	June 3, 2007	Kevin Ool (at Springfield)	W 15-3 (7)
Mark Saccomanno	Sept. 1, 2006	Yorman Bazardo (at San Antonio)	W 7-1
Mark Saccomanno	August 18, 2006	Brian Bass (at Wichita)	W 14-4
Mark Saccomanno	June 7, 2006	Ray Aguilar (Midland)	W 9-3
Jared Sandberg	April 26, 2006	Rich Rundles (Springfield)	W 4-1
Dax Norris	July 30, 2005	Jesse Chavez (Frisco)	W 6-1
Mark Saccomanno	June 9, 2005	Matt Lynch (at Midland)	W 9-0

*Drew Locke is the lone Hook to hit a grand slam on consecutive days (June 12-13, 2012). Locke and Mark Saccomanno share the club record for grand slams with four. The home runs hit by Chris Wallace and J.D. Martinez on July 3, 2011, at Arvest Ballpark marked the first time in club history that the Hooks hit two grand slams in the same game. Corpus Christi is 35-6 when clubbing a grand slam.*







## GRAND SLAM HOME RUNS

### Opponents (36)

Player	Date	Pitcher	Result (Hooks)
River Stevens (at San Antonio)	July 26, 2016	Aaron West	L 2-6 (10)
Jonathan Rodriguez (Springfield)	July 1, 2016	Eric Peterson	L 1-11
Ryan Cordell (Frisco)	April 21, 2016	Kyle Smith	L 2-5
Bruce Maxwell (Midland)	May 25, 2015	Jandel Gustave	W 8-7 (10)
Chad Pinder (Midland)	May 22, 2015	Mark Appel	W 12-8
Dusty Coleman (Midland)	August 22, 2014	Colton Cain	L 8-10
Kent Matthes (at Midland)	July 31, 2014	Jordan Jankowski	L 1-6
Kent Matthes (Midland)	July 26, 2014	David Rollins	L 4-10
Max Muncy (Midland)	July 15, 2014	Michael Hauschild	L 3-6
Max Muncy (Midland)	July 14, 2014	David Rollins	L 2-14
Kent Matthes (Midland)	May 18, 2014	Jorge De Leon	L 2-8
Jake Lemmerman (at San Antonio)	May 13, 2014	Luis Cruz	L 4-7
Ryan Rua (at Frisco)	August 28, 2013	Matt Heidenreich	L 6-10
C.J. Cron (at Arkansas)	August 17, 2013	Kyle Hallock	L 3-9
Lane Adams (at NW Arkansas)	August 13, 2013	Cameron Lamb	L 1-10
Audry Perez (at Springfield)	July 3, 2013	Ross Seaton	L 3-11
Jake Goebbert (Midland)	June 6, 2013	Matt Heidenreich	L 4-14
Beau Taylor (Midland)	June 6, 2013	Jorge De Leon	L 4-14
Brett Nicholas (at Frisco)	April 28, 2013	Asher Wojciechowski	L 3-4
Dusty Coleman (Midland)	June 6, 2012	Josh Zeid	L 3-6
Ali Solis (at San Antonio)	May 16, 2012	Josh Zeid	W 11-9
Kiel Roling (Tulsa)	April 8, 2012	Chris Hicks	L 7-9
Renny Osuna (Frisco)	August 31, 2011	Henry Villar	L 5-6
Jaff Decker (San Antonio)	June 22, 2011	Xavier Cedenro	L 3-5
Stephen Parker (Midland)	May 6, 2011	Danny Meszaros	L 5-7
Val Majewski (Midland)	July 21, 2010	Jordan Lyles	L 3-5
Alex Valdez (Midland)	August 8, 2009	Kenny Baugh	L 4-8
Lance Zawadzki (San Antonio)	June 22, 2009	Casey Hudspeth	L 10-12 (10)
Kila Kaaihue (at NW Arkansas)	July 8, 2008	Ryan McKeller	L 10-16
Michael Collins (Arkansas)	August 17, 2007	German Melendez	L 3-12
Brandon Boggs (Frisco)	June 24, 2007	Ronnie Martinez	L 7-11
Salomon Manriquez (at Frisco)	April 21, 2007	Jeff Wigdahl	L 6-13
Tim Olson (at Tulsa)	April 9, 2007	Enyelbert Soto	L 4-9
Casey Benjamin (Frisco)	August 24, 2006	Josh Miller	L 2-11
Kevin Mahar (Frisco)	July 6, 2006	Blake Allen	L 5-12
Brian Snyder (at Midland)	April 17, 2006	Paul Estrada	L 9-12

On June 6, 2013, former Hook Jake Goebbert and his Midland teammate, Beau Taylor, became the first duo to club multiple slams against Corpus Christi in the same contest. The Hooks yielded two grand slams in 2015 but managed to win both games. Prior to 2015, Corpus Christi had won only one contest in which the opposition hit a slam: May 16, 2012, at San Antonio.





# MEDIA GUIDE 2017



## MULTIPLE HOME RUN GAMES

### Hooks (72)

Player	Date	HRs/Team/Locale	Result (Hooks)
J.D. Davis	August 16, 2016	2 HRs at Northwest Arkansas	W 7-2
Jack Mayfield	July 5, 2016	2 HRs vs. Tulsa	L 6-14
Teoscar Hernandez	June 15, 2016	2 HRs at Frisco	W 7-3
Roberto Pena	June 13, 2016	2 HRs vs. San Antonio	W 8-1
J.D. Davis	May 19, 2016	<b>3 HRs</b> at San Antonio	W 8-4
Derek Fisher	May 12, 2016	2 HRs vs. Frisco	W 6-5
Alex Bregman	April 12, 2016	2 HRs vs. Springfield	L 3-7
A.J. Reed	August 29, 2015	2 HRs vs. San Antonio	W 8-6
Colin Moran	August 8, 2015	2 HRs vs. Midland	L 4-5
Teoscar Hernandez	July 24, 2015	2 HRs at Frisco	W 9-3
Jio Mier	May 22, 2015	2 HRs vs. Midland	W 12-8
Teoscar Hernandez	May 10, 2015	2 HRs at San Antonio	L 5-6
Delino DeShields, Jr.	August 25, 2014	2 HRs at San Antonio	W 23-7
Telvin Nash	July 5, 2014	2 HRs vs. Tulsa	W 7-2
Andrew Aplin	June 26, 2014	2 HRs at Springfield	L 5-6
Preston Tucker	June 10, 2014	2 HRs vs. San Antonio	L 14-15
Preston Tucker	May 31, 2014	2 HRs vs. Arkansas	W 11-2
Delino DeShields, Jr.	May 9, 2014	2 HRs at Frisco	L 2-6
Domingo Santana	September 2, 2013	2 HRs vs. San Antonio	W 7-6
Matt Duffy	August 16, 2013	2 HRs at Arkansas	W 8-2 (11)
Preston Tucker	July 8, 2013	2 HRs at Tulsa	W 4-2
Max Stassi	June 27, 2013	2 HRs vs. Frisco	L 5-6
Jon Singleton	June 13, 2013	2 HRs at Frisco	W 7-1
George Springer	May 27, 2013	2 HRs vs. Arkansas	W 14-4
Michael Burgess	May 27, 2013	2 HRs vs. Arkansas	W 14-4
Michael Burgess	May 13, 2013	2 HRs vs. San Antonio	W 13-3
Domingo Santana	May 10, 2013	<b>3 HRs</b> vs. Frisco	W 9-4
George Springer	April 23, 2013	2 HRs at Midland	W 7-6 (10)
Jon Singleton	August 12, 2012	2 HRs vs. Springfield	W 20-9
Bobby Borcherding	August 4, 2012	2 HRs at Midland	W 17-6
Marc Krauss	August 2, 2012	2 HRs vs. San Antonio	L 7-8
Jose Martinez	July 13, 2012	2 HRs vs. Frisco	W 12-2
Kody Hinze	June 7, 2012	2 HRs vs. Midland	W 6-3
Jon Singleton	May 25, 2012	2 HRs vs. Arkansas	W 7-2
Jon Singleton	April 24, 2012	2 HRs vs. Midland	W 8-2
Brandon Barnes	April 20, 2012	2 HRs vs. Frisco	W 6-0
Brandon Barnes	August 20, 2011	2 HRs vs. Springfield	W 10-9 (11)
Jimmy VanOstrand	July 28, 2011	2 HRs vs. San Antonio	W 7-5
Jon Gaston	July 21, 2011	2 HRs vs. Midland	W 6-0
J.D. Martinez	June 25, 2011	2 HRs vs. Frisco	W 7-1
T.J. Steele	April 24, 2011	2 HRs at Frisco	W 10-2
David Cook	August 22, 2010	2 HRs vs. Arkansas	W 10-2
Koby Clemens	July 19, 2010	2 HRs vs. Midland	L 2-5
Koby Clemens	July 5, 2010	2 HRs at NW Arkansas	L 9-10
Jhon Florentino	July 1, 2010	2 HRs at Tulsa	L 2-6
Koby Clemens	May 28, 2010	2 HRs at Springfield	W 11-4
German Duran	May 27, 2010	2 HRs at Springfield	W 3-2
Koby Clemens	April 13, 2010	2 HRs at NW Arkansas	W 4-3 (13)
Jonathon Fixler	September 1, 2009	2 HRs at Frisco	W 6-1
Drew Locke	July 29, 2009	2 HRs vs. San Antonio	W 8-1
Jonathon Fixler	May 31, 2009	2 HRs vs. Springfield	W 8-2
Jimmy VanOstrand	April 30, 2009	2 HRs at Midland	W 12-8
Jimmy VanOstrand	April 29, 2009	2 HRs at Midland	L 9-16
Ole Sheldon	August 24, 2008	2 HRs vs. San Antonio	W 9-8
Brian Bogusevic	July 31, 2008	2 HRs vs. San Antonio	W 8-5
Billy Hart	July 29, 2008	2 HRs vs. San Antonio	W 6-5 (10)
Drew Sutton	July 26, 2008	2 HRs vs. Midland	L 6-8
Ole Sheldon	July 13, 2008	2 HRs vs. Frisco	W 7-5
Chris Johnson	June 5, 2008	2 HRs vs. Midland	L 6-9
Rob Cosby	June 2, 2008	2 HRs at Springfield	L 3-5
Drew Sutton	May 15, 2008	2 HRs at San Antonio	W 13-10 (11)
Mitch Einertson	April 28, 2008	2 HRs at Frisco	W 8-5
Mitch Einertson	April 24, 2008	2 HRs vs. Midland	W 19-5
Ray Sadler	August 28, 2007	2 HRs vs. Frisco	W 7-6
Noochie Varner	June 5, 2007	2 HRs at Midland	W 9-4
J.R. House	June 16, 2006	2 HRs at Frisco	W 5-4
Mark Saccomanno	June 9, 2006	2 HRs vs. Midland	W 9-2
Hunter Pence	May 10, 2006	2 HRs at Arkansas	W 11-8
Kevin Davidson	April 23, 2006	2 HRs at Frisco	W 12-2
Charlton Jimerson	July 4, 2005	2 HRs vs. Midland	L 8-9
Mark Saccomanno	June 9, 2005	2 HRs at Midland	W 9-0
Dax Norris	April 25, 2005	2 HRs vs. Frisco	W 11-5



J.D. Davis matched Domingo Santana's club record with three home runs on May 29, 2016, at San Antonio's Wolff Stadium. The Hooks celebrated the feat by scoring seven runs in their last two trips to the plate, engineering an 8-4 come-from-behind victory over the Missions. The effort marked Corpus Christi's 10th consecutive win, which tied the team record. Davis logged four hits in five at-bats, and his five RBIs stood one shy of a personal best. The last Texas Leaguer to hit three homers in a game was Northwest Arkansas' Lane Adams, who turned the trick in a seven-RBI output August 13, 2013, against Corpus Christi.



# MEDIA GUIDE 2017



## MULTIPLE HOME RUN GAMES

### Opponents (67)

Player	Date	HRs/Team/Locale	Result (Hooks)
Ryan O'Hearn	August 17, 2016	2 HRs at NW Arkansas	L 6-11
Matt Chapman	August 6, 2016	2 HRs at Midland	L 2-7
Luke Voit	July 8, 2016	2 HRs at Springfield	L 5-14
Luis Cruz	July 8, 2016	2 HRs at Springfield	L 5-14
Bruce Caldwell	April 11, 2016	2 HRs for Springfield	W 5-4 (12)
Hunter Renfroe	June 21, 2015 (GM 2)	2 HRs for San Antonio	L 1-3
Colin Walsh	June 9, 2015	2 HRs at Midland	W 5-2
Nick Williams	May 16, 2015	2 HRs at Frisco	W 15-14 (12)
Dusty Coleman	August 22, 2014	2 HRs at Midland	L 8-10
Kent Matthes	July 26, 2014	2 HRs for Midland	L 4-10
Casey McElroy	July 22, 2014	2 HRs at San Antonio	L 1-11
Jonathan Rodriguez	June 26, 2014	2 HRs at Springfield	L 5-6
Rymer Liriano	May 14, 2014	2 HRs at San Antonio	W 7-6 (13)
Rymer Liriano	May 2, 2014	2 HRs for San Antonio	L 4-6
Tommy Medica	September 1, 2013	2 HRs for San Antonio	L 9-13
Lane Adams	August 13, 2013	3 HRs at NW Arkansas	L 1-10
Randal Grichuck	August 11, 2013	2 HRs for Arkansas	L 4-7
Anthony Aliotti	May 18, 2013	3 HRs at Midland	L 4-12
Kalian Sams	May 5, 2013	2 HRs at San Antonio	W 7-3
Darwin Perez	August 10, 2012	2 HRs for Arkansas	L 6-12
Tyler Ladendorf	July 27, 2012	2 HRs for Midland	W 6-5
Kent Matthes	July 10, 2012	2 HRs at Tulsa	L 0-6
Chris McGuinness	June 22, 2012	3 HRs at Frisco	W 13-7
Cody Decker	May 5, 2012	2 HRs for San Antonio	L 0-6
Zach Zaneski	April 30, 2012	2 HRs at Frisco	L 4-9
Sawyer Carroll	August 28, 2011	2 HRs for San Antonio	L 1-13
Eric Duncan	August 20, 2011	2 HRs for Springfield	W 10-9 (11)
Tommy Mendonca	July 22, 2011	3 HRs at Frisco	L 4-19
Robinson Diaz	July 22, 2011	2 HRs at Frisco	L 4-19
Tim Wheeler	July 7, 2011	2 HRs for Tulsa	L 7-9
Lars Davis	July 2, 2011	2 HRs at Tulsa	L 5-17
Jonathan Greene	June 19, 2011	2 HRs for Frisco	L 8-9 (12)
Gabe Jacobo	June 4, 2011	2 HRs for Arkansas	L 0-8
James Darnell	May 17, 2011	2 HRs for San Antonio	L 1-8
Jose Felix	April 30, 2011	2 HRs for Frisco	L 3-5
Tommy Mendonca	April 22, 2011	2 HRs at Frisco	L 0-11
Blake Tekotte	August 28, 2010	2 HRs at San Antonio	L 2-3
Pete Kozma	August 18, 2010	2 HRs for Springfield	L 5-6 (11)
Tommy Pham	August 13, 2010	2 HRs at Springfield	L 1-6
Jamie Romak	July 12, 2010	2 HRs for NW Arkansas	L 2-3
Mike Moustakas	July 5, 2010	2 HRs at NW Arkansas	L 9-10
Curt Smith	June 4, 2010	2 HRs for Springfield	L 0-9
Corey Brown	May 7, 2009	2 HRs for Midland	L 2-14
Cole Garner	April 17, 2009	2 HRs at Tulsa	L 0-9
Chris Nelson	April 17, 2009	2 HRs at Tulsa	L 0-9
Anthony Jackson	April 10, 2009	2 HRs for Tulsa	L 2-4
Kyle Blanks	August 30, 2008	2 HRs at San Antonio	L 7-9
Jose Lobaton	August 25, 2008	2 HRs for San Antonio	L 3-21
Javier Herrera	August 19, 2008	2 HRs for Midland	L 12-16
Aaron Cunningham	July 27, 2008	2 HRs for Midland	L 4-12
Kila Kaaihue	July 8, 2008	2 HRs at NW Arkansas	L 10-16
Chris Davis	April 20, 2008	2 HRs for Frisco	W 10-6
Kila Kaaihue	April 13, 2008	2 HRs at NW Arkansas	L 0-7
Dexter Fowler	April 10, 2008	2 HRs at Tulsa	L 3-4
Daniel Carte	April 3, 2008	2 HRs for Tulsa	W 8-7 (11)
Colt Morton	August 1, 2007	2 HRs for San Antonio	L 1-5
German Duran	July 27, 2007	2 HRs at Frisco	L 5-6
John Mayberry	July 11, 2007	2 HRs at Frisco	L 2-5
Tommy Duenas	July 9, 2007	2 HRs for Tulsa	W 8-2
Jason Perry	April 25, 2007	2 HRs for Midland	L 3-9
Travis Metcalf	August 24, 2006	2 HRs for Frisco	L 2-11
Alex Gordon	August 13, 2006	2 HRs for Wichita	L 6-8
Kevin Mahar	July 30, 2006	2 HRs at Frisco	L 8-9
Matt Allegra	July 21, 2006	2 HRs for Midland	L 4-7
Wladimir Balentien	May 20, 2006	2 HRs at San Antonio	L 5-6 (14)
Mike Eylward	May 2, 2006	2 HRs for Arkansas	L 2-5
Jason Perry	July 19, 2005	2 HRs at Midland	L 3-4

*Notes: In the Hooks' first eight seasons, only two players managed three home runs in a game against Corpus Christi. In 2013, that number doubled. Midland's Anthony Aliotti turned the trick and plated eight runs on May 18 at Citibank Ballpark as the RockHounds ran away with a 12-4 win. Bolstered by a three-homer night from Lane Adams, Northwest Arkansas dispatched Corpus Christi 10-1 on August 18 at Arvest Ballpark.*

*Prior to the 2013 campaign, RoughRiders Chris McGuinness and Tommy Mendonca were the only players to hit three home runs in a game opposite the Hooks. McGuinness on June 22, 2012 in a 13-7 Hooks win and Mendonca on July 22, 2011 in a 19-4 RoughRiders rout. Both feats were accomplished at Dr Pepper Ballpark.*



## UNIQUE OFFENSIVE ACHIEVEMENTS

### Inside-the-Park Home Runs

#### Hooks (4)

Player	Date	Pitcher	Result (Hooks)
Tommy Manzella	May 18, 2008	Andrew Bailey (at Midland)	W 10-1
Drew Locke	August 16, 2012	Mike Piazza (at Arkansas)	W 5-1
Leo Heras	April 29, 2015	Jake Sanchez (at Midland)	L 10-11
Derek Fisher	May 10, 2016	Brandon Alger (San Antonio)	W 5-3

#### Opponents (1)

Player	Date	Pitcher	Result (Hooks)
Leonardo Gil	August 3, 2012	Jason Stoffel (at Midland)	L 5-6 (10)

### Cycles

Hooks - None

#### Opponents (4)

Player	Date	Feat	Result (Hooks)
Matt Clark (San Antonio)	September 4, 2010	2B in 4th, 3B in 7th, 1B in 8th, HR in 10th...4-5, 2 runs, 4 RBIs	L 6-7 (10)
Jon Zeringue (at Midland)	May 2, 2008	2B in 2nd, HR in 4th, 3B in 6th, 1B in 9th...4-5, 2 runs, 2 RBIs	W 9-7
Aaron Peel (at Arkansas)	May 22, 2007	2B in 1st, 1B in 2nd, HR in 3rd, 3B in 5th...4-6, 4 runs, RBI	W 15-11
Jason Perry (at Midland)	April 16, 2006	1B in 3rd, 3B in 5th, HR in 7th, 2B in 8th...4-6, 4 runs, 4 RBIs	L 10-20

### Five-Hit Games

#### Hooks (6)

Player	Date	Feat	Result (Hooks)
Tony Kemp	August 24, 2014	5-5, 2B, 2 RBIs, 2 R, 2 SB at SA	W 7-3
Ben Orloff	August 12, 2012	5-5, 2B, 3B, 3 R, 4 RBIs vs. SPR	W 20-9
Drew Locke	July 19, 2012	5-5, 2B, 1 run, 1 RBIs at MID	L 4-6
Drew Locke	April 30, 2009	5-5, HR, 2 runs, 3 RBIs at MID	W 12-8
Josh Anderson	April 25, 2006	5-6, 2 runs at Frisco	L 3-4 (10)
Josh Anderson	April 23, 2006	5-6, 3 runs at Frisco	W 12-2

#### Opponents (10)

Player	Date	Feat	Result (Hooks)
Jaycob Brugman (Midland)	May 25, 2015	5-5, 2B, 2 runs, 2 RBIs	W 8-7 (10)
Odubel Herrera (Frisco)	April 21, 2013	5-5, 2B, 3 runs, RBI	L 1-7
Oscar Taveras (Springfield)	June 4, 2012	5-5, 2B, HR, 4 runs, 2 RBIs	L 8-12
Ben Paulsen (at Tulsa)	July 2, 2011	5-6, 2B, HR, 3 runs, 4 RBIs	L 5-17
Matt Adams (at Springfield)	May 25, 2011	5-6, HR, 3 runs, 2 RBIs	L 6-12
Kyle Blanks (San Antonio)	August 25, 2008	5-6, 2 2Bs, HR, 2 runs, 9 RBIs	L 3-21
Javier Herrera (Midland)	August 19, 2008	5-6, 3B, 2 HRs, 3 runs, 6 RBIs	L 12-16
Jose Martinez (Springfield)	August 19, 2007	5-6, 3 runs, 2 RBIs	L 10-17
Eddie Cornejo (at Midland)	June 7, 2007	5-5, 2B, HR, 6 RBIs	L 2-10
Kevin Melillo (at Midland)	April 16, 2006	6-7, 2 2Bs, 2 runs, RBI	L 10-20





# MEDIA GUIDE 2017



## FIVE OR MORE RBIs IN ONE GAME

### Hooks (40)

Player	Date	RBIs	Result (Hooks)
J.D. Davis	May 19, 2016	5 RBIs at San Antonio	W 8-4
Chase McDonald	April 29, 2016	6 RBIs at Frisco	L 7-8
A.J. Reed	July 18, 2015	5 RBIs at Frisco	W 12-4
Tyler White	June 15, 2015 (GM 2)	5 RBIs at San Antonio	L 5-9
Jio Mier	April 25, 2015 (GM 2)	6 RBIs at Frisco	W 16-1 (7)
Colin Moran	April 25, 2015 (GM 1)	5 RBIs at Frisco	W 10-5 (7)
Delino DeShields, Jr.	August 25, 2014	5 RBIs at San Antonio	W 23-7
Jonathan Meyer	July 11, 2014	5 RBIs at Frisco	W 12-4
Max Stassi	June 26, 2013	<b>8 RBIs</b> vs. Springfield	W 13-1
George Springer	June 2, 2013	5 RBIs at Arkansas, GM 2	W 13-9
George Springer	May 27, 2013	5 RBIs vs. Arkansas	W 14-4
Michael Burgess	May 13, 2013	<b>8 RBIs</b> vs. San Antonio	W 13-3
Domingo Santana	May 10, 2013	5 RBIs vs. Frisco	W 9-4
Marc Krauss	August 4, 2012	6 RBIs at Midland	W 17-6
Andy Simunic	July 20, 2012	5 RBIs vs. Frisco	W 7-5
Austin Wates	July 12, 2012	6 RBIs vs. Frisco	W 8-7 (11)
Jose Martinez	July 7, 2012	5 RBIs at NW Arkansas	W 7-3
Jose Martinez	June 30, 2012	5 RBIs vs. NW Arkansas	W 13-7
Jon Singleton	May 25, 2012	5 RBIs vs. Arkansas	W 7-2
Austin Wates	April 28, 2012	5 RBIs at Frisco	W 10-1
Jose Martinez	April 12, 2012	5 RBIs at NW Arkansas	W 12-5
Brandon Barnes	August 20, 2011	6 RBIs vs. Springfield	W 10-9 (11)
Jon Gaston	July 21, 2011	5 RBIs vs. Midland	W 6-0
Michael Affronti	August 3, 2010	5 RBIs vs. San Antonio	W 11-5
Koby Clemens	June 2, 2010	5 RBIs vs. Springfield	W 12-11
Jhon Florentino	May 28, 2010	5 RBIs at Springfield	W 11-4
Koby Clemens	May 10, 2010	5 RBIs vs. San Antonio	W 8-1
Drew Meyer	August 4, 2009	5 RBIs at San Antonio	W 8-3
Drew Locke	July 29, 2009	5 RBIs vs. San Antonio	W 8-1
Drew Locke	June 18, 2009	5 RBIs at Frisco	L 13-14
Drew Locke	May 29, 2009	6 RBIs vs. Arkansas	L 10-19
Mark Ori	April 16, 2009	5 RBIs at Tulsa	W 15-4
Ole Sheldon	August 24, 2008	5 RBIs vs. San Antonio	W 9-8
Ole Sheldon	July 13, 2008	6 RBIs vs. Frisco	W 7-5
Chris Johnson	April 24, 2008	5 RBIs vs. Midland	W 19-5
Ray Sadler	August 28, 2007	5 RBIs vs. Frisco	W 7-6
Noochie Varner	June 3, 2007	5 RBIs at Springfield	W 15-3 (7)
Edwin Maysonet	May 22, 2007	5 RBIs at Arkansas	W 15-11
Mark Saccomanno	August 27, 2006	5 RBIs at Midland	L 7-8
Mark Saccomanno	June 9, 2005	6 RBIs at Midland	W 9-0

### Opponents (47)

Player	Date	RBIs	Result (Hooks)
Ryan O'Hearn	August 17, 2016	6 RBIs at NW Arkansas	L 6-11
Matt Chapman	August 6, 2016	6 RBIs at Midland	L 2-7
Luke Voit	July 8, 2016	5 RBIs at Springfield	L 5-14
Chad Pinder	August 5, 2015	5 RBIs for Midland	L 5-12
Drew Robinson	June 26, 2015	6 RBIs for Frisco	L 8-10
Dusty Coleman	August 22, 2014	5 RBIs at Midland	L 8-10
Kent Matthes	August 19, 2014	5 RBIs at Midland	L 2-15



## FIVE OR MORE RBIs IN ONE GAME

### Opponents (continued)

Player	Date	RBIs	Result (Hooks)
Kent Matthes	July 26, 2014	<b>9 RBIs</b> for Midland	L 4-10
Casey McElroy	July 22, 2014	5 RBIs at San Antonio	L 1-11
Max Muncy	July 14, 2014	5 RBIs for Midland	L 2-14
Casey McElroy	June 10, 2014	5 RBIs for San Antonio	L 14-15
C.J. Cron	August 17, 2013	5 RBIs at Arkansas	L 3-9
Lane Adams	August 13, 2013	7 RBIs at NW Arkansas	L 1-10
Randal Grichuck	August 11, 2013	5 RBIs for Arkansas	L 4-7
Hanser Alberto	July 19, 2013	5 RBIs for Frisco, GM 1	L 5-11
Audry Perez	July 3, 2013	5 RBIs at Springfield	L 3-11
Jake Goebbert	June 6, 2013	5 RBIs for Midland	L 4-14
C.J. Cron	May 26, 2013	5 RBIs for Arkansas	L 6-8
D'Arby Myers	May 20, 2013	5 RBIs at Midland	L 11-19
Anthony Aliotti	May 18, 2013	8 RBIs at Midland	L 4-12
Nate Freiman	May 6, 2012	5 RBIs for San Antonio	L 0-10
Wil Myers	April 14, 2012	5 RBIs at NW Arkansas	L 7-9
Tommy Mendonca	July 22, 2011	6 RBIs at Frisco	L 4-19
Darin Holcomb	July 9, 2011	5 RBIs for Tulsa	L 4-5 (10)
Jonathan Greene	June 19, 2011	5 RBIs for Frisco	L 8-9 (12)
James Darnell	May 17, 2011	6 RBIs for San Antonio	L 1-8
Mike Moustakas	July 5, 2010	5 RBIs at NW Arkansas	L 9-10
Mitch Moreland	July 19, 2009	5 RBIs for Frisco	L 6-9
Tim Smith	June 27, 2009	5 RBIs at Frisco	L 3-9
Corey Brown	May 22, 2009	6 RBIs at Midland	L 6-24
Adrian Cardenas	April 29, 2009	5 RBIs at Midland	L 9-16
Kyle Blanks	August 25, 2008	<b>9 RBIs</b> for San Antonio	L 3-21
Javier Herrera	August 19, 2008	6 RBIs for Midland	L 12-16
Justin Sellers	July 27, 2008	5 RBIs for Midland	L 4-12
Ed Lucas	July 8, 2008	5 RBIs at NW Arkansas	L 10-16
Kila Kaaihue	July 8, 2008	6 RBIs at NW Arkansas	L 10-16
Adam Fox	June 23, 2008	5 RBIs at Frisco	L 7-15
Michael Collins	August 17, 2007	6 RBIs for Arkansas	L 3-12
Brandon Boggs	June 24, 2007	5 RBIs for Frisco	L 7-11
Eddie Cornejo	June 7, 2007	6 RBIs at Midland	L 2-10
Curtis Pride	May 22, 2007	5 RBIs at Arkansas	W 15-11
Tim Olson	April 9, 2007	5 RBIs at Tulsa	L 4-9
Matt Allegra	July 21, 2006	5 RBIs for Midland	L 4-7
Ozzie Navarro	June 13, 2006	5 RBIs for San Antonio	L 1-8
Wladimir Balentien	May 20, 2006	5 RBIs at San Antonio	L 5-6 (14)
Brian Snyder	April 17, 2006	6 RBIs at Midland	L 9-12
Cody Haerther	July 12, 2005	5 RBIs for Springfield	L 3-6

*Notes: During the 2013 campaign, Michael Burgess and Max Stassi established the Hooks record for most RBIs in a single contest. Mired in a 21-game home run drought to open the season, Burgess belted two bombs and drove in eight on May 13 against San Antonio at Whataburger Field. Stassi equaled the offensive output June 26 vs. Springfield. That night sparked a surge which saw Stassi notch 16 home runs and 46 RBIs in 57 games, prompting a late-August promotion to the big leagues.*

*Kyle Blanks of San Antonio and Midland's Kent Matthes share the record for most RBIs in a game involving the Hooks. Blanks (August 25, 2008) and Matthes (July 26, 2014) are the only Texas Leaguers with nine or more RBIs in a contest since 2000. In the circuit's 129-year history, 22 men have reached the nine-RBI plateau. Matthes' exploits against Corpus Christi in 2014 were extraordinary; the former Tulsa Driller hit .303 with eight home runs (three grand slams), 32 RBIs and a 1.003 OPS in 22 games. Matthes batted .214 with seven homers and 28 RBIs over 56 games vs. the remaining six TL clubs.*



## HOOKS OFFENSIVE STREAKS

### Hitting Streaks (15 or more consecutive games with a hit)

Games	Player	Dates	Streak stats
27	Jorge Cortes	June 1 – July 2, 2006	.383 (41x107)
20	Tommy Manzella	April 11 – May 1, 2008	.341 (31x91)
18	J.R. House	April 6 – April 24, 2006	.416 (32x77)
16	Jarred Ball	June 29 – July 16, 2008	.444 (28x63)
16	Wladimir Sutil	April 7 – April 24, 2011	.418 (28x67)
16	Walter Young	July 22 – August 8, 2006	.391 (25x64)
16	Ben Zobrist	April 29 – May 17, 2006	.385 (25x65)
16	Josh Anderson	April 25 – May 13, 2006	.382 (29x76)
15	Jose Altuve	June 5 – June 20, 2011	.381 (24x63)

*Note: The streaks for House and Sutil both came at the beginning of the season, with both players participating in every game played by the club during the time period shown.*

### On-Base Streaks (21 or more consecutive games reaching base safely)

Games	Player	Dates	Streak stats
55	Jorge Cortes	May 7 – July 7, 2006	OBP .433
40	Jonny Ash	April 21 – June 30, 2006	OBP .422
33	J.R. Towles	June 20 – August 5, 2007	OBP .449
32	Hunter Pence	June 23 – July 28, 2006	OBP .407
31	George Springer	May 10 – June 14, 2013	OBP .430
30	Rene Garcia	April 11 – May 30, 2013	OBP .363
28	Alex Bregman	May 5 – June 3, 2016	OBP .421
28	Ben Zobrist	June 4 – July 7, 2006	OBP .488
27	Derek Fisher	May 8 – June 10, 2016	OBP .458
27	Josh Anderson	July 18 – August 16, 2006	OBP .417
25	Colin Moran	July 3 – July 30, 2015	OBP .432
23	Jose Martinez	May 4 – May 28, 2012	OBP .402
22	Jonathan Meyer	May 26 – June 18, 2013	OBP .396
22	Drew Muren	June 16 – July 15, 2012	OBP .416
22	Andy Simunic	May 25 – June 30, 2012	OBP .388
22	J.D. Martinez	June 25 – July 21, 2011	OBP .505
22	Drew Sutton	August 4 – August 27, 2008	OBP .500
22	Tommy Manzella	April 11 – May 3, 2008	OBP .368
21	Brett Phillips	July 8 – July 29, 2015	OBP .369
21	Enrique Hernandez	June 19 – July 14, 2013	OBP .392
21	Drew Meyer	May 28 – June 19, 2009	OBP .433
21	Hector Gimenez	June 23 – July 19, 2005	OBP .422



*Jorge Cortes hit .284 with 88 home runs and 656 RBIs during his 16-year minor-league career*



## THE 20/20 CLUB

The lone member of the Hooks 20/20 club (20 HRs and 20 SBs in the same season) is Drew Sutton. The switch-hitting infielder managed exactly 20 HRs and 20 steals during the 2008 season, collecting his 20th homer and his 20th steal in Corpus Christi's next-to-last game on August 31 at San Antonio.

Derek Fisher, who was promoted to Triple-A Oklahoma City in early August, finished 2016 with 21 home runs and 28 stolen bases. Fisher joined fellow Astros farmhand Jason Martin (23 HR/20 SB) and Dylan Cozens (40 HR/21 SB) of the Phillies as the minor leaguers who recorded 20 homers and 20 steals last season.

In 2013, George Springer posted 19 home runs and 23 stolen bases before his promotion to Oklahoma City at the all-star break. Springer ended the year with 37 homers and 45 steals, flirting with the first 40/40 minor league season since 1956.

Below is a listing of players in team history who have achieved at least 20 home runs and/or 20 stolen bases in a single season.

### 20 or more HRs

J.D. Davis – 23 (2016)  
Telvin Nash – 22 (2014)  
Domingo Santana – 25 (2013)  
Jon Singleton – 21 (2012)  
Koby Clemens – 26 (2010)  
Collin DeLome – 20 (2009)  
Drew Locke – 20 (2009)  
Drew Sutton – 20 (2008)  
Ray Sadler – 24 (2007)  
Hunter Pence – 28 (2006)  
Mark Saccomanno – 20 (2006)

### 20 or more SBs

Teoscar Hernandez – 29 (2016)  
Derek Fisher – 23 (2016)  
Teoscar Hernandez – 33 (2015)  
Delino DeShields, Jr. – 54 (2014)  
Andrew Aplin – 21 (2014)  
Ruben Sosa – 20 (2014)  
George Springer – 23 (2013)  
Jonathan Villar – 39 (2012)  
Jimmy Paredes – 29 (2011)  
T.J. Steele – 20 (2011)  
Wladimir Sutil – 22 (2008)  
Eli Iorg – 21 (2008)  
Drew Sutton – 20 (2008)  
Drew Sutton – 24 (2007)  
Josh Anderson – 43 (2006)  
Josh Anderson – 50 (2005)  
Charlton Jimerson – 27 (2005)  
Mike Rodriguez – 25 (2005)



Drew Sutton

## NO-HIT & LOW-HIT GAMES

### No-hitters

#### Hooks (1)

- May 29, 2015 at Dickey-Stephens Park, Arkansas; W 4-0 (6)  
Chris Devenski (W), Josh Hader

#### Opponents (3)

- July 30, 2014 at Whataburger Field, San Antonio; L 0-6  
James Needy (W), Frank Garces, R.J. Alvarez
- August 1, 2009 at Citibank Ballpark, Midland; L 0-5 (Game 2 of DH)  
Arnold Leon, Jason Fernandez (W)
- July 28, 2005 at Whataburger Field, Frisco; L 0-3 (Perfect Game)  
A.J. Murray (W), Steve Karsay, Scott Feldman (S)



L to R: Josh Hader, Roberto Pena, Chris Devenski

*Note: On May 29, 2015, Chris Devenski pitched five shutdown innings and teamed with Josh Hader, who recorded an out in the sixth, to author the first no-hitter in the Hooks' 11-year history. The game was called due to heavy rain at Dickey-Stephens Park, resulting in a 4-0 Corpus Christi victory over Arkansas. Devenski issued a two-out walk to Cal Tovey in the first and then retired the final 13 batters he faced. Hader entered in the sixth and, following a lead-off free pass, induced a comebacker to the mound for the first out. Play was then suspended for 45 minutes before the contest was declared complete.*

### One-hitters

#### Hooks (4)

- June 2, 2016 at Dickey-Stephens Park, Arkansas; W 4-0  
David Paulino (W), Kent Emanuel (SV)  
(Angel Rosa two-out single in 5th)
- May 13, 2016 at Whataburger Field, Frisco; W 6-0 (Game 2 of DH)  
Evan Grills (W)  
(Ryan Cordell lead-off single in 1st)
- May 24, 2013 at Whataburger Field, NW Arkansas; W 2-0  
Mike Foltyniewicz, David Martinez (W)  
(Ramon Hernandez lead-off single in the 6th)
- July 15, 2012 at Whataburger Field, Frisco; W 5-2  
Jarred Cosart, Kevin Chapman (W), Jason Stoffel (S)  
(Jurickson Profar triple in the 6th)

#### Opponents (6)

- July 16, 2015 at Dr Pepper Ballpark, Frisco; L 0-7  
Jose Leclerc (W), Cody Ege, Chad James  
(Chan-Jong Moon lead-off single in 6th)
- June 14, 2014 at Whataburger Field, Frisco; L 2-10  
Luke Jackson (W), Jon Edwards, Jimmy Reyes  
(Rene Garcia two-out RBI single in the 2nd)
- April 5, 2013 at Whataburger Field, Springfield; L 0-2  
Scott McGregor (W), Justin Wright, Deryk Hooker, Michael Blazek, Keith Butler (S)  
(Austin Wates lead-off single in 1st)
- August 15, 2012 at Dickey-Stephens Park, Arkansas; L 0-3  
A.J. Schugel (W), Eddie McKiernan (S)  
(Enrique Hernandez one-out single in the 3rd)
- April 17, 2012 at ONEOK Field, Tulsa; L 0-4  
Edwar Cabrera (W), Coty Woods  
(Chris Wallace lead-off single in the 9th)
- April 7, 2006 at Whataburger Field, San Antonio; L 0-5  
Yorman Bazardo (W), Jason Mackintosh, Mike Flannery  
(J.R. House two-out single in the 4th)

## LOW-HIT GAMES

### Two-hitters

#### Hooks (17)

- June 16, 2016 at Dr Pepper Ballpark, Frisco; W 2-0  
Edison Frias (W), Aaron West (SV)
- April 7, 2016 at Whataburger Field, Tulsa; W 2-0  
Joe Musgrove (W), Keegan Yuhl (SV)
- June 18, 2015 (GM 1) at Whataburger Field, Frisco; W 2-0 (7)  
Michael Feliz (W), Chris Cotton (SV)
- May 2, 2015 at Whataburger Field, Frisco; L 0-2  
Lance McCullers (L), Angel Baez, Travis Ballew
- April 25, 2015 (GM 2) at Dr Pepper Ballpark Frisco; W 16-1 (7)  
Chris Devenski (W), Jandel Gustave
- August 26, 2014 at Whataburger Field, Frisco; W 1-0  
Mark Appel (W), Tyson Perez (SV)
- July 19, 2014 at Dr Pepper Ballpark, Frisco; L 1-2  
Chris Devenski (L), Mitchell Lambson
- May 19, 2014 at Whataburger Field, Midland; W 7-0  
Luis Cruz (W), Jordan Jankowski
- August 26, 2013 at Wolff Municipal Stadium, San Antonio; W 5-0  
Luis Cruz (W) (CG)
- June 7, 2013 at Whataburger Field, Midland; W 5-0  
David Martinez (W), Mike Foltyniewicz (S)
- June 16, 2012 at Dr Pepper Ballpark, Frisco; W 5-0  
Jose Cisnero (W) (CG)
- August 17, 2011 at Whataburger Field, Arkansas; W 7-1  
Erick Abreu (W), Josh Zeid
- July 19, 2007 at Citibank Ballpark, Midland; W 3-0  
Miguel Asencio, German Melendez (W), Josh Miller (S)
- June 9, 2007 at Wolff Municipal Stadium, San Antonio; W 5-0  
Ronnie Martinez (W) (CG)
- September 5, 2006 at Whataburger Field, Midland; W 3-0  
Juan Gutierrez (W), Chad Reineke, Paul Estrada (S)  
(Game 1 of the TL Division Series)
- August 14, 2006 at Whataburger Field, Tulsa; W 3-0  
Chance Douglass (W) (CG)
- July 15, 2005 at Whataburger Field, Arkansas; W 6-1  
Chris Sampson (W), Jailen Peguero

### Two-hitters

#### Opponents (15)

- August 12, 2016 at Whataburger Field, Arkansas; W 2-1  
Alex Blackford, Edward Paredes, Victor Alcantara, Eduardo Paredes (L)
- May 5, 2016 at Security Bank Ballpark, Midland; L 0-13  
Raul Alcantara (W), Ben Bracewell (SV)
- June 13, 2015 at Wolff Municipal Stadium, San Antonio; L 1-4  
Colin Rea, Stephen Kohlscheen (W), Michael Dimock, Tayron Guerrero
- August 15, 2014 at Whataburger Field, Arkansas; W 2-1  
Tyler DeLoach, Carmine Giardina, Kurt Spomer (L)
- August 14, 2013 at Arvest Ballpark, NW Arkansas; L 0-1  
Kyle Zimmer, Spencer Patton, Jon Keck (W), Sam Runion, Zach Jackson (S)
- July 1, 2013 at Whataburger Field, Tulsa; L 0-3  
Sean Gallagher (W), Dan Houston (S)
- August 18, 2011 at Whataburger Field, Arkansas; L 0-12  
Matt Shoemaker (W), Robert Fish, Daniel Sattler
- June 4, 2010 at Whataburger Field, Springfield; L 0-9  
Brian Broderick (W) (CG)
- July 7, 2009 at Whataburger Field, Northwest Arkansas; L 2-9  
Everett Teaford (W), Greg Holland
- June 19, 2009 at Dr Pepper Ballpark, Frisco; L 0-3 (Game 1 DH)  
Jared Hyatt (W), Thomas Diamond (S)
- June 17, 2009 at Wolff Municipal Stadium, San Antonio; L 1-6  
Nathan Culp (W), Mike DeMark
- July 30, 2008 at Whataburger Field, San Antonio; L 0-13  
Stephen Faris (W), Mike Ekstrom, Michael DeMark
- May 24, 2008 at Whataburger Field, Springfield; L 0-1 (11)  
Jess Todd, Luke Gregerson, Marco Gonzalez (W), Fernando Salas (S)
- May 14, 2007 at Wolff Municipal Stadium, San Antonio; L 0-8  
Roger Deago (W), Frank Brooks, Arturo Lopez, Paul Abraham
- May 14, 2005 at Citibank Ballpark, Midland; L 0-1  
Stephen Obenchain (W), Evan Fahrner (S)



## 1-0 GAMES

Date	Opponent	Result	Winner	Loser	Time
August 21, 2016	at Arkansas	W 1-0	Rogelio Armenteros	Zach Nuding	2:36
July 7, 2015	at Springfield	L 0-1	Andrew Morales	Ruben Alaniz	2:22
August 26, 2014	Frisco	W 1-0	Mark Appel	Joseph Ortiz	2:23
June 16, 2014	at San Antonio	L 0-1	Matt Branham	Michael Hauschild	2:20
Sept. 7, 2013	at San Antonio	W 1-0	Edgar Gonzalez	Jeremy McBryde	2:48
(Game 4 of Texas League South Division Series)					
August 14, 2013	at NW Arkansas	L 0-1	Jon Keck	Nick Tropeano (CG)	2:20
June 30, 2013	Tulsa	L 0-1	Tyler Matzek	David Martinez	2:25
May 17, 2013	at Midland	W 1-0	Jake Buchanan	Murphy Smith	2:25
April 20, 2013	Frisco	W 1-0	Asher Wojciechowski	Carlos Pimentel	1:52
May 7, 2012	San Antonio	L 0-1	Juan Oramas	Wes Musick	2:33
Aug. 10, 2011	at Arkansas	L 0-1 (11)	Steven Geltz	Jason Stoffel	3:13
Aug. 8, 2011	Midland	L 0-1	Ethan Hollingsworth	Henry Villar	2:38
June 15, 2011	at San Antonio	L 0-1	Casey Kelly	Dallas Keuchel	2:05
Aug. 1, 2010	Midland	W 1-0	Edwin Walker	Justin Friend	2:20
June 16, 2010	San Antonio	W 1-0	Jeremy Johnson	Wynn Pelzer	2:44
May 17, 2010	at San Antonio	L 0-1	Craig Italiano	Nelson Payano	2:20
April 17, 2010	Tulsa (Gm 2 DH)	L 0-1 (7)	Stuart Pomeranz	Henry Villar	1:59
Sept. 2, 2009	at Frisco	L 0-1 (11)	Beau Vaughan	Ryan McKeller	2:57
June 25, 2009	San Antonio	W 1-0	Polin Trinidad	Brandon Gomes	2:01
June 24, 2009	San Antonio	W 1-0	Erick Abreu	Stephen Faris (CG)	2:36
May 18, 2009	San Antonio	L 0-1 (12)	Evan Scribner	T.J. Burton	2:55
April 11, 2009	Tulsa	W 1-0	Casey Hudspeth	Keith Weiser	2:11
June 9, 2008	San Antonio	W 1-0	Chance Douglass	Stephen Faris	2:12
June 1, 2008	at Springfield	L 0-1	Kyle Sadlowski	Sean Walker	2:35
May 24, 2008	Springfield	L 0-1 (11)	Marco Gonzalez	Ryan Thompson	2:50
Aug. 25, 2007	at San Antonio	L 0-1	Cesar Ramos	Felipe Paulino	2:34
July 28, 2007	at Frisco	L 0-1	Ken Chenard	Felipe Paulino	2:48
July 6, 2007	Wichita (Gm 2 DH)	W 1-0 (7)	G. Melendez	Jason Cromer	1:38
May 30, 2007	Arkansas	W 1-0 (11)	Brian Gordon	Kevin Lynch	2:27
May 8, 2007	San Antonio	W 1-0	Troy Patton	Sean Thompson	2:01
April 27, 2007	at Frisco	L 0-1	Eric Hurley	Chance Douglass	2:29
May 16, 2006	Midland	W 1-0 (13)	Jailen Peguero	Jeff Muessig	3:55
July 11, 2005	Springfield	W 1-0	Jason Hirsh (CG)	Jordan Pals	2:17
June 7, 2005	at Midland	L 0-1	Dallas Braden	Chris Sampson	2:07
May 14, 2005	at Midland	L 0-1	Steve Obenchain	Jason Hirsh	2:23



Jason Hirsh

*Note: Corpus Christi has won 16 of its 35 1-0 affairs to date, going 13-6 at Whataburger Field while posting a 3-13 record on the road. Leading up to the 2013 season, the Hooks were winless in all 10 of their 1-0 contests away from the Sparkling City.*



## HIGHEST-SCORING GAMES

### All games with 20 or more total runs (53)

Runs	Result	Location	Date
30	Hooks 23, San Antonio 7	Wolff Municipal Stadium	August 25, 2014
30	Midland 19, Hooks 11	Citibank Ballpark	May 20, 2013
30	Midland 24, Hooks 6	Citibank Ballpark	May 22, 2009
30	Midland 20, Hooks 10	Citibank Ballpark	April 16, 2006
29	Hooks 15, Frisco 14	Dr Pepper Ballpark	May 16, 2015
29	San Antonio 15, Hooks 14	Minute Maid Park	June 10, 2014
29	Hooks 20, Springfield 9	Whataburger Field	August 12, 2012
29	Arkansas 19, Hooks 10	Whataburger Field	May 29, 2009
28	Midland 16, Hooks 12	Whataburger Field	August 19, 2008
27	Frisco 14, Hooks 13	Dr Pepper Ballpark	June 18, 2009
27	Springfield 17, Hooks 10	Whataburger Field	August 19, 2007
26	NW Arkansas 16, Hooks 10	Arvest Ballpark	July 8, 2008
26	Hooks 15, Arkansas 11	Dickey-Stephens Park	May 22, 2007
25	Midland 16, Hooks 9	Citibank Ballpark	April 29, 2009
25	Hooks 14, Frisco 11	Dr Pepper Ballpark	April 22, 2007
24	San Antonio 21, Hooks 3	Whataburger Field	August 25, 2008
24	Hooks 19, Midland 5	Whataburger Field	April 24, 2008
23	Hooks 17, Midland 6	Security Bank Ballpark	August 28, 2015
23	Hooks 17, Midland 6	Citibank Ballpark	August 4, 2012
23	Frisco 19, Hooks 4	Dr Pepper Ballpark	July 22, 2011
23	Midland 15, Hooks 8	Whataburger Field	July 18, 2011
23	Hooks 12, Springfield 11	Whataburger Field	June 2, 2010
23	Arkansas 13, Hooks 10	Whataburger Field	May 21, 2008
23	Hooks 13, San Antonio 10 (11)	Wolff Municipal Stadium	May 15, 2008
22	Hooks 13, Arkansas 9 (GM 2)	Dickey-Stephens Park	June 2, 2013
22	San Antonio 13, Hooks 9	Whataburger Field	September 1, 2013
22	Tulsa 17, Hooks 5	ONEOK Field	July 2, 2011
22	Hooks 15, San Antonio 7	Wolff Municipal Stadium	July 29, 2010
22	San Antonio 12, Hooks 10 (10)	Whataburger Field	June 22, 2009
22	Frisco 15, Hooks 7	Dr Pepper Ballpark	June 23, 2008
21	Frisco 11, Hooks 10	Whataburger Field	July 21, 2013
21	Hooks 15, Frisco 6	Whataburger Field	May 2, 2011
21	NW Arkansas 12, Hooks 9	Whataburger Field	April 17, 2011
21	Hooks 11, San Antonio 10	Wolff Municipal Stadium	August 30, 2009
21	Hooks 13, Midland 8	Citibank Ballpark	May 23, 2009
21	Hooks 12, Frisco 9	Whataburger Field	April 23, 2009
21	Midland 12, Hooks 9	Citibank Ballpark	April 17, 2006
20	Hooks 6, Tulsa 14	Whataburger Field	July 5, 2016
20	Hooks 12, Missions 8	Wolff Municipal Stadium	September 7, 2015
20	Missions 11, Hooks 9	Whataburger Field	August 31, 2015
20	Missions 13, Hooks 7	Whataburger Field	July 27, 2015
20	Hooks 12, RockHounds 8	Whataburger Field	May 22, 2015
20	Hooks 13, NW Arkansas 7	Whataburger Field	June 30, 2012
20	Hooks 13, Frisco 7	Dr Pepper Ballpark	June 22, 2012
20	Springfield 12, Hooks 8	Hammons Field	June 4, 2012
20	Hooks 11, San Antonio 9	Wolff Municipal Stadium	May 16, 2012
20	Hooks 17, San Antonio 3	Whataburger Field	May 8, 2012
20	Midland 12, Hooks 8	Citibank Ballpark	April 28, 2011
20	Hooks 12, Midland 8	Citibank Ballpark	April 30, 2009
20	Frisco 12, Hooks 8	Whataburger Field	May 8, 2008
20	Frisco 15, Hooks 5	Whataburger Field	April 19, 2008
20	Hooks 15, Tulsa 5	Whataburger Field	April 4, 2008
20	Hooks 15, Arkansas 5	Ray Winder Field	May 8, 2006





## HIGHEST-SCORING GAMES

### Largest Margins of Victory - All wins by 10 or more runs (30)

Runs	Result	Location	Date
16	Hooks 23, San Antonio 7	Wolff Municipal Stadium	August 25, 2014
15	Hooks 16, Frisco 1 (GM 2)	Dr Pepper Ballpark	April 25, 2015
14	Hooks 16, Tulsa 2	ONEOK Field	July 9, 2012
14	Hooks 17, San Antonio 3	Whataburger Field	May 8, 2012
14	Hooks 19, Midland 5	Whataburger Field	April 24, 2008
13	Hooks, 14, Midland 1	Whataburger Field	July 13, 2014
13	Hooks 16, NW Arkansas 3	Arvest Ballpark	July 3, 2011
13	Hooks 14, Frisco 1	Whataburger Field	June 18, 2010
13	Hooks 16, Frisco 3	Whataburger Field	May 9, 2008
12	Hooks 15, San Antonio 3 (GM 2)	Wolff Municipal Stadium	June 15, 2015
12	Hooks 13, Springfield 1	Whataburger Field	June 26, 2013
12	Hooks 15, Springfield 3 (GM 1)	Hammons Field	June 3, 2007
11	Hooks 17, San Antonio 6	Wolff Municipal Stadium	August 28, 2015
11	Hooks 11, Frisco 0	Dr Pepper Ballpark	April 27, 2013
11	Hooks 20, Springfield 9	Whataburger Field	August 12, 2012
11	Hooks 17, Midland 6	Citibank Ballpark	August 4, 2012
11	Hooks 15, Tulsa 4	Drillers Stadium	April 16, 2009
11	Hooks 13, Midland 2	Citibank Ballpark	July 21, 2007
10	Hooks 11, San Antonio 1	Wolff Municipal Stadium	May 9, 2015
10	Hooks 14, Arkansas 4	Whataburger Field	May 27, 2013
10	Hooks 13, San Antonio 3	Wolff Municipal Stadium	May 13, 2013
10	Hooks 12, Frisco 2	Whataburger Field	July 13, 2012
10	Hooks 11, San Antonio 1	Whataburger Field	July 26, 2011
10	Hooks 10, Midland 0	Citibank Ballpark	June 10, 2010
10	Hooks 10, Frisco 0	Dr Pepper Ballpark	May 4, 2009
10	Hooks 11, Arkansas 1	Whataburger Field	August 6, 2008
10	Hooks 15, Tulsa 5	Whataburger Field	April 4, 2008
10	Hooks 14, Wichita 4	Lawrence-Dumont Stadium	August 18, 2006
10	Hooks 15, Arkansas 5	Ray Winder Field	May 8, 2006
10	Hooks 12, Frisco 2	Dr Pepper Ballpark	April 23, 2006

### Largest Margins of Defeat - All losses by 10 or more runs (33)

Runs	Result	Location	Date
18	Midland 24, Hooks 6	Citibank Ballpark	May 22, 2009
18	San Antonio 21, Hooks 3	Whataburger Field	August 25, 2008
16	Midland 16, Hooks 0	Citibank Ballpark	June 12, 2010
15	Frisco 19, Hooks 4	Dr Pepper Ballpark	July 22, 2011
15	Frisco 15, Hooks 0	Dr Pepper Ballpark	June 12, 2008
13	Midland 13, Hooks 0	Security Bank Ballpark	May 5, 2016
13	Midland 15, Hooks 2	Security Bank Ballpark	August 19, 2014
13	San Antonio 13, Hooks 0	Whataburger Field	July 30, 2008
12	Midland 14, Hooks 2	Security Bank Ballpark	July 19, 2016
12	Midland 14, Hooks 2	Whataburger Field	July 14, 2014
12	Frisco 12, Hooks 0	Dr Pepper Ballpark	April 27, 2012
12	San Antonio 13, Hooks 1	Whataburger Field	August 28, 2011
12	Arkansas 12, Hooks 0	Whataburger Field	August 18, 2011
12	Tulsa 17, Hooks 5	ONEOK Field	July 2, 2011
12	Midland 14, Hooks 2	Whataburger Field	May 7, 2009
12	San Antonio 13, Hooks 1	Wolff Municipal Stadium	August 5, 2005
11	Frisco 11, Hooks 0	Dr Pepper Ballpark	April 22, 2011
11	Midland 11, Hooks 0	Whataburger Field	July 25, 2008
11	Midland 11, Hooks 0	Whataburger Field	April 23, 2008
10	NW Arkansas 13, Hooks 3	Whataburger Field	August 11, 2016
10	Springfield 11, Hooks 1	Whataburger Field	July 1, 2016
10	San Antonio 11, Hooks 1	Wolff Municipal Stadium	July 22, 2014
10	Midland 14, Hooks 4	Whataburger Field	June 6, 2013
10	San Antonio 10, Hooks 0	Whataburger Field	May 6, 2012
10	Frisco 10, Hooks 0	Whataburger Field	April 19, 2012
10	San Antonio 11, Hooks 1	Wolff Municipal Stadium	September 3, 2011
10	NW Arkansas 14, Hooks 4	Arvest Ballpark	April 12, 2011
10	Midland 10, Hooks 0	Whataburger Field	August 27, 2009
10	NW Arkansas 14, Hooks 4	Whataburger Field	July 5, 2009
10	Frisco 15, Hooks 5	Whataburger Field	April 19, 2008
10	Midland 20, Hooks 10	Citibank Ballpark	April 16, 2006
10	Midland 10, Hooks 0	Whataburger Field	July 2, 2005
10	Frisco 10, Hooks 0	Whataburger Field	June 16, 2005





## WALK-OFF HOME RUNS

DATE	PLAYER	OPPONENT	PITCHER	SCORE
June 4, 2005	Hector Gimenez	Tulsa	Yusuke Arakawa	3-2
August 7, 2005	Charlton Jimerson	Tulsa	Yusuke Arakawa	4-3 (12)
September 4, 2005	Hector Gimenez	San Antonio	Nathanel Mateo	3-0 (11)
June 23, 2006	Hunter Pence	Arkansas	Miguel Gonzalez	7-5 (12)
July 9, 2006	Mark Saccomanno	Frisco	Jesse Carlson	4-2 (10)
August 16, 2006	Josh Bonifay	Tulsa	Josh Newman	7-6 (10)
July 17, 2007	Francisco Caraballo	Midland	Jerry Blevins	10-8
July 18, 2007	Ray Sadler	Midland	David Shafer	6-3
July 29, 2008	Billy Hart	San Antonio	Greg Burke	6-5 (10)
August 26, 2009	Collin DeLome	Midland	Jared Lansford	6-5
June 7, 2010	T.J. Steele	Arkansas	Robert Fish	4-3
June 1, 2011	Jonathan Villar	Springfield	Nick Greenwood	6-5
June 26, 2011	T.J. Steele	Frisco	Fabio Castillo	4-3
April 9, 2012	Jake Goebbert	Tulsa	Kurt Yacko	7-4
May 26, 2012	Jonathan Villar	Springfield	Michael Blazek	6-5
July 2, 2012	Jonathan Villar	Tulsa	Coty Woods	5-4
July 12, 2012	Austin Wates	Frisco	Tim Murphy	8-7 (11)
August 24, 2012	Jon Singleton	Midland	Jonathan Ortiz	7-6
August 2, 2013	Jonathan Meyer	Midland	Mike DeMark	7-5
August 10, 2013	Jonathan Meyer	Arkansas	Josh Judy	3-2
July 28, 2014	Delino DeShields, Jr.	San Antonio	Josh Geer	5-4 (10)
April 11, 2016	Alex Bregman	Springfield	Joey Donofrio	5-4 (12)
May 12, 2016	Derek Fisher	Frisco	Jose Leclerc	6-5
June 11, 2016	Alex Bregman	San Antonio	Tayron Guerrero	5-4 (10)



## HOOKS LEAGUE LEADERS

### 2016

Doubles – J.D. Davis (34)  
Walks – Derek Fisher (74, T-1st)  
Intentional walks – Derek Fisher (7)  
Shutouts – Evan Grills (1, T-1st)  
Highest SO/9 IP ratio (starters) – Francis Martes (9.23)

### 2015

Batting average – Jon Kemmer (.327)  
Slugging percentage – Jon Kemmer (.574)  
Hit by pitch – Jon Kemmer (12)  
HR/AB ratio – Jon Kemmer (1/20.22)  
Wins – Kyle Westwood (11, T-1st)  
Games finished – Jandel Gustave (38)  
Complete games – Kyle Westwood (2)  
Winning percentage – Chris Devenski (.636)  
Lowest BB/9 IP ratio (relievers) – Aaron West (1.44)

### 2014

Home runs – Telvin Nash (22)  
Stolen bases – Delino DeShields, Jr. (54)  
Caught stealing – Delino DeShields, Jr. (14)  
Sacrifice bunts – Delino DeShields, Jr. (18)  
Catcher caught-stealing efficiency – Tyler Heineman (.459)

### 2013

ERA – David Martinez (2.02)  
Wins – David Martinez (14)  
Strikeouts – Nick Tropeano (130)  
Complete games – David Martinez (2, T-1st)  
Shutouts – Luis Cruz (1, T-1st)  
WHIP – David Martinez (1.00)  
Winning percentage – David Martinez (.875)

### 2012

Highest TPA/SO ratio – Jose Martinez  
(11.80) (472 TPA – 40 SO)  
Saves – Jason Stoffel (27)  
Games finished – Jason Stoffel (49)  
Complete games – Jose Cisnero (2)  
Shutouts – Jose Cisnero (1, T-1st)  
Lowest batting average against (relievers) –  
Jason Stoffel (.196)  
Lowest BB/9 IP ratio (relievers) – Erick Abreu (1.96)  
Fewest baserunners/9 IP ratio – Jason Stoffel (9.16)

### 2011

Highest TPA/SO ratio – Brandon Wikoff (11.70)  
(386 TPA – 33 SO)  
Games started – Ross Seaton (28)  
Highest SO/9 IP ratio (relievers) – Arcenio Leon  
(10.16) (73 SO in 64.2 IP)

### 2010

ERA – Douglas Arguello (2.55)  
Complete games – Douglas Arguello (2, T-1st)

### 2009

Batting average – Drew Locke (.338)  
RBIs – Drew Locke (109)  
Hits – Drew Locke (170)  
Complete games – Polin Trinidad (2, T-1st)

### 2008

Hits – Drew Sutton (165)  
Doubles – Drew Sutton (39)  
Total Bases – Drew Sutton (272)  
Runs – Drew Sutton (102)

### 2007

Games – Ray Sadler (138)  
RBIs – Ray Sadler (93)  
Sacrifice flies – Ray Sadler (8)  
Shutouts – Ronnie Martinez (2, T-1st)

### 2006

At-bats – Josh Anderson (561)  
Hits – Josh Anderson (173)  
Stolen bases – Josh Anderson (43)  
On-base percentage – Ben Zobrist (.434)  
ERA – Matt Albers (2.17)  
Shutouts – Chance Douglass (2)

### 2005

Doubles – Mark Saccomanno (36)  
Stolen bases – Josh Anderson (50)  
Games started – Jason Hirsh (29)  
Strikeouts – Jason Hirsh (165)



## HOOKS POSTSEASON HONORS

### Texas League Postseason All-Star Selections

#### 2016

Brendan McCurry (P)  
Francis Martes (P)  
Alex Bregman (SS)  
Teoscar Hernandez (OF)

#### 2015

Chris Devenski (P)  
Jandel Gustave (P)  
Jon Kemmer (OF)  
Colin Moran (UTL)

#### 2014

Tommy Shirley (P)  
Preston Tucker (OF)

#### 2013

Mike Foltyniewicz (P)  
David Martinez (P)  
Jonathan Meyer (3B)  
George Springer (OF)  
Max Stassi (C)

#### 2012

Jose Martinez (UTL)  
Jon Singleton (DH)  
Jason Stoffel (P)  
Austin Wates (OF)

#### 2011

Dallas Keuchel (P)  
J.D. Martinez (OF)

#### 2010

Douglas Arguello (P)  
Jordan Lyles (P)

#### 2009

Wladimir Sutil (SS)  
Drew Locke (OF)

#### 2008

Drew Sutton (2B)

#### 2007

Troy Patton (P)  
Ray Sadler (OF)



*Tommy Shirley*

#### 2006

Matt Albers (P)  
Jonny Ash (2B)  
Hunter Pence (OF)  
Josh Anderson (OF)  
Ben Zobrist (UTL)

#### 2005

Fernando Nieve (P)  
Jason Hirsh (P)

### Special Texas League Postseason Awards

#### 2015

Manager of the Year - Rodney Linares

#### 2013

Player of the Year – George Springer  
Pitcher of the Year – David Martinez  
Mike Coolbaugh Texas League Coach of the Year – Gary Ruby, Pitching Coach

#### 2012

Manager of the Year – Keith Bodie

#### 2011

Mike Coolbaugh Texas League Coach of the Year – John Moses, Hitting Coach

#### 2006

Pitcher of the Year – Matt Albers  
Manager of the Year – Dave Clark

#### 2005

Pitcher of the Year – Jason Hirsh





## HOOKS IN THE TEXAS LEAGUE ALL-STAR GAME

**2016 – June 28 at Hammons Field in Springfield  
South 8, North 5**

### Hooks players

Teoscar Hernandez (RF-CF)  
Alex Bregman (SS)  
Derek Fisher (CF)  
J.D. Davis (3B)  
Keegan Yuhl (P)  
Evan Grills (P)  
Edison Frias (P)

### What they did

1-4, 2 R, BB, SB  
2-3, HR, 2 RBI  
1-3, RBI  
1-2, R  
1.0-1-0-0-0-0  
1.0-3-1-1-0-0  
1.0-1-0-0-0-0

### Hooks voted onto the All-Star Team

Alex Bregman (starting SS)  
Teoscar Hernandez (starting OF)  
Derek Fisher (starting OF)  
J.D. Davis (reserve IF)  
Brian Holmes (P)  
Brendan McCurry (P)  
David Paulino (P)  
Keegan Yuhl (P)

Before a sellout crowd of 7,832 at Hammons Field, the South Division knocked off the North by a score of 8-5 at the 80th Texas League All-Star Game. Frisco left-fielder Ryan Cordell went 3-for-5 with a home run and four RBIs en route to MVP honors. Hooks right-hander Keegan Yuhl earned the victory with a scoreless first inning. Lefty Evan Grills pitched the fourth and Edison Frias handled the fifth. Alex Bregman became the second Hook to homer in an all-star game, joining George Springer who did so twice in 2013. Bregman and Teoscar Hernandez were promoted to Triple-A Fresno following the South's all-star triumph.

**2015 – June 30 at Whataburger Field in Corpus Christi  
North 9, South 4**

### Hooks players

Tyler White (3B)  
Conrad Gregor (1B)  
Roberto Pena (C)  
Chris Devenski (P)  
Travis Ballew (P)  
Jandel Gustave (P)  
Aaron West (P)

### What they did

0-2  
0-3, BB, SB  
0-1  
2.0-0-0-0-0-2  
0.2-2-0-0-0-0  
0.1-0-3-3-3-1  
0.2-0-0-0-0-0

### Hooks voted onto the All-Star Team

Conrad Gregor (starting 1B)  
Tony Kemp (starting 2B)  
Tyler White (reserve IF)  
Travis Ballew (P)  
Chris Devenski (P)  
Jandel Gustave (P)  
Lance McCullers (P)  
Vincent Velasquez (P)

The North Division engineered a 9-4 triumph over the South in the 79th installment of the Texas League All-Star Game before a crowd of 7,370 at Whataburger Field. Jorge Bonifacio of Northwest Arkansas broke a 4-4 tie in the eighth with a two-run homer to left field off San Antonio's Tayron Guerrero. Bonifacio, named the game's MVP, later coaxed a bases-loaded walk from Jandel Gustave as part of a three-run North ninth. Corpus Christi ace Chris Devenski earned the start for the South and authored a pair of perfect innings. Upon Devenski's exit, the North staged traffic over the remaining seven frames, scoring in five of those innings.

Tyler White, who was called up to Triple-A following the all-star game, delighted the Whataburger Field faithful by winning the home-run derby.





## HOOKS IN THE TEXAS LEAGUE ALL-STAR GAME

**2014 – June 24 at Dickey-Stephens Park in North Little Rock  
North 3, South 1**

### Hooks players

Delino DeShields, Jr. (CF)  
Andrew Aplin (RF)  
Tommy Shirley (P)  
Kyle Smith (P)

### What they did

0-1  
0-1  
1.0-1-0-0-1-1  
2.0-2-2-2-0-2 (losing pitcher)

### Hooks voted onto the All-Star Team

Matt Duffy (starting 3B)  
Nolan Fontana (starting 2B)  
Preston Tucker (reserve OF)  
Tommy Shirley (P)  
Andrew Robinson (P)

Cody Stanley's two-run home run off Hooks hurler Kyle Smith in the fourth inning earned the Springfield catcher MVP honors and handed the North a 3-1 triumph before 9,000 strong at the 2014 Texas League All-Star Game in North Little Rock. Tommy Shirley, who entered the break with the circuit's second-best ERA (1.90), bypassed two base runners in a scoreless second. Delino DeShields, Jr., and Andrew Aplin entered the contest in the sixth, manning center and right fields, respectively. Both went 0-for-1 at the plate. The South squad managed just four singles on the night. Arkansas lefty Michael Roth set the tone, twirling two shutout frames to begin the game. Six pitchers later, Travs closer Cam Bedrosian notched the final out to pick up the save. Matt Duffy, Andrew Robinson and Preston Tucker did not participate after earning promotions to Triple-A Oklahoma City. Nolan Fontana missed the TL classic and the final 10 weeks of the season due to injury.

**2013 – June 25 at Arvest Ballpark in Springdale  
South 6, North 0**

### Hooks players

George Springer (starting CF)  
Rene Garcia (starting catcher)  
David Martinez (P)  
Jake Buchanan (P)  
Mike Foltyniewicz (P)

### What they did

2-3 w/ 2 HRs, 3 RBIs & SB  
0-2 w/ a run  
1.0-1-0-0-0-0  
1.0-2-0-0-0-0  
1.0-0-0-0-0-0

### Hooks voted onto the All-Star Team

George Springer (starting CF)  
Rene Garcia (starting C)  
Domingo Santana (OF)  
Jake Buchanan (P)  
Mike Foltyniewicz (P)  
David Martinez (P)

Corpus Christi center fielder George Springer smacked a pair of home runs and drove in three to capture MVP acclaim as the South Division dispatched the North 6-0 in the 77th Texas League All-Star Game at Arvest Ballpark in Springdale. Springer, who, along with Jake Buchanan, was promoted to Triple-A Oklahoma City following the game, is the first Hook to homer in the classic. Catcher Rene Garcia picked off a runner at first and threw out another trying to steal second. Outfielder Domingo Santana was voted onto the South squad but did not participate due to injury.

Corpus Christi hurlers Buchanan, David Martinez and Mike Foltyniewicz each worked a scoreless frame. Neil Ramirez of Frisco fashioned a perfect first inning to earn the victory. The result marked the first shutout in the TL All-Star Game since 2006 when the South prevailed 1-0 at historic Ray Winder Field in Little Rock.



## HOOKS IN THE TEXAS LEAGUE ALL-STAR GAME

### 2012 – June 28 at ONEOK Field in Tulsa North 3, South 1

#### Hooks players

Jose Martinez (starting 2B)  
Jon Singleton (starting LF)  
Jonathan Villar (SS)  
Ross Seaton (P)  
Jarred Cosart (P)  
Jason Stoffel (P)  
Kevin Chapman (P)

#### What they did

0-4  
0-1 with a walk  
0-1 with a strikeout  
1.0-3-3-3-0-0 (losing pitcher)  
1.0-0-0-0-0-1  
1.0-1-0-0-0-0  
0.1-1-0-0-0-0

#### Hooks voted onto All-Star Team

Jose Martinez (starting 2B)  
Jon Singleton (starting DH)  
Austin Wates (starting OF)  
Jonathan Villar (reserve IF)  
Kevin Chapman (P)  
Brett Oberholtzer (P)  
Jason Stoffel (P)

Springfield center fielder Oscar Taveras was tabbed MVP after notching three hits, including a two-run home run off RHP Ross Seaton, as the North bested the South 3-1 in the 76th edition of the Texas League All-Star Game at ONEOK Field in Tulsa. A ground-rule double by Tulsa's Nolan Arenado plated Kolton Wong of the Cardinals to open the fourth-inning uprising against Seaton. Eight North hurlers held the South to just two hits.

RHP Jarred Cosart and RHP Jason Stoffel authored a scoreless fifth and sixth, respectively, for the South. OF Austin Wates missed the game due to injury and LHP Brett Oberholtzer was promoted to Triple-A Oklahoma City in mid-June.

### 2011 – June 29 at Wolff Municipal Stadium in San Antonio South 3, North 2

#### Hooks players

J.D. Martinez (starting LF)  
Jimmy Paredes (2B)  
Dallas Keuchel (P)

#### What they did

2-4 with a double  
0-1  
2.0-1-0-0-1-3

#### Hooks voted onto All-Star Team

J.D. Martinez (starting OF)  
Wladimir Sutil (starting SS)  
Xavier Cedenro (P)  
Dallas Keuchel (P)

LHP Dallas Keuchel and outfielder J.D. Martinez made major contributions to the South Division in its 3-2 win over the North in the 75th edition of the Texas League All-Star Game at Wolff Municipal Stadium in San Antonio. Keuchel was the only South Division pitcher to go beyond an inning of work, tossing two shutout frames. He allowed one hit and one walk while striking out three. Keuchel pitched out of a one-out, bases-loaded jam in the fifth by striking out two of the toughest hitters in the league – Mike Trout of Arkansas and Tulsa's Tim Wheeler.

Martinez started in left and batted sixth in the order, going 2-for-4 with a double. His second-inning single was instrumental in the South grabbing a 1-0 lead.

Jimmy Paredes entered the game as a defensive replacement in the sixth and got one at-bat – flying out to right in the eighth. LHP Xavier Cedenro did not pitch in the game. Shortstop Wladimir Sutil, the only player in club history to be voted onto the All-Star team three times, received an early-June promotion to AAA Oklahoma City and was not part of the event.







## HOOKS IN THE TEXAS LEAGUE ALL-STAR GAME

**2010 – June 30 at Citibank Ballpark in Midland  
South 5, North 4**

### Hooks players

Koby Clemens (starting 1B)  
J.B. Shuck (starting LF)  
Lou Santangelo (C)  
Jordan Lyles (P)

### What they did

0-4  
0-3  
0-1  
1.0-1-0-0-0-0 (winning pitcher)

### Hooks voted onto All-Star Team

Koby Clemens (starting 1B)  
Wladimir Sutil (reserve IF)  
J.B. Shuck (reserve OF)  
Douglas Arguello (P)  
Jordan Lyles (P)

A couple of Hooks distinguished themselves in the 74th Texas League All-Star Game. Jordan Lyles, just 19 years of age, tossed an inning of shutout relief in the fourth and was the winning pitcher as the South edged the North 5-4. Lyles allowed one single and threw 19 pitches, 12 for strikes.

Left fielder J.B. Shuck made the play of the night. With two on and two out in the top of the ninth, Tim Smith of Northwest Arkansas singled to left. Tulsa's Wilin Rosario tried to score from second on the play, but Shuck made a perfect throw to Hooks' catcher Lou Santangelo, who tagged Rosario at the plate for the game's final out. Shuck also made a great leaping catch in the sixth, robbing Springfield's Curt Smith of an extra-base hit to the gap in left-center, denying the North another run. For his efforts in the field, Shuck was voted the game's MVP.

**2009 – July 1 at Dr Pepper Ballpark in Frisco  
North 2, South 1**

### Hooks players

Drew Locke (starting RF)  
Jhon Florentino (starting 3B)  
Wladimir Sutil (starting SS)  
Collin DeLome (LF)  
Polin Trinidad (P)

### What they did

1-4  
1-3  
0-2  
1-2, SB  
1.0-0-0-0-0-0

### Hooks voted onto All-Star Team

Wladimir Sutil (starting SS)  
Drew Locke (starting OF)  
Collin DeLome (reserve OF)  
Douglas Arguello (P)  
Polin Trinidad (P)

The 73rd Texas League All-Star Game was played at Dr Pepper Ballpark in Frisco, where the North topped the South 2-1. Former Texas A&M-Corpus Christi Islander hurler Trey Hearne, representing the Springfield Cardinals, tossed two innings of shutout ball as the starter for the North and got the win. Drew Locke, Jhon Florentino and Collin DeLome each had a single for the South, while DeLome added a stolen base. Polin Trinidad tossed an inning of shutout relief in the seventh.





## HOOKS IN THE TEXAS LEAGUE ALL-STAR GAME

**2008 – June 25 at Hammons Field in Springfield**  
**South 7, North 3 (10 innings)**

### Hooks players

Drew Sutton (starting 2B)	2-5 with a double
Chris Johnson (starting 3B)	2-3 with a double
Tommy Manzella (starting SS)	1-2
Richie Paz (3B)	1-2
Chris Blazek (P)	1.0-1-0-0-1-1
Ryan McKeller (P)	1.0-0-0-0-0-1

### What they did

### Hooks voted onto All-Star Team

Tommy Manzella (starting SS)  
Drew Sutton (starting 2B)  
Chris Johnson (reserve IF)  
Billy Hart (reserve OF)  
Brad James (P)

The South rallied for four runs in the top of the 10th to defeat the North 7-3 in front of a crowd of 8,459 fans at Hammons Field. The result marked the third straight win for the South over the North, and the fourth consecutive win for the division containing the Hooks. Frisco outfielder Steve Murphy opened the 10th with a home run to put the South ahead to stay.

Drew Sutton and Chris Johnson each had two hits, including a double, while Richie Paz and Tommy Manzella were both 1-for-2. Pitchers Chris Blazek and Ryan McKeller each tossed an inning of shutout relief.

**2007 – June 26 at Whataburger Field in Corpus Christi**  
**South 5, North 4 (10 innings)**

### Hooks players

Todd Self (starting 1B)	2-5, RBI
Noochie Varner (starting DH)	3-4, double, run
Drew Sutton (starting 3B)	1-2
Jonny Ash (2B)	1-3, RBI
Beau Torbert (LF)	0-2
Chance Douglass (starting P)	2.0-0-0-0-0-1
Troy Patton (P)	1.0-2-1-1-0-1

### What they did

### Hooks voted onto All-Star Team

Todd Self (starting 1B)  
Noochie Varner (starting DH)  
Beau Torbert (reserve OF)  
Chance Douglass (P)  
Troy Patton (P)

Jonny Ash delivered a game-winning, RBI single in the bottom of the 10th to lift the South to a 5-4 win over the North in the 71st Texas League All-Star Game at Whataburger Field. Ash's game winner plated Frisco's Casey Benjamin from third with nobody out and earned Ash MVP acclaim. Benjamin had walked and advanced to third on Todd Self's single. All of this came on the heels of a home run to lead off the bottom of the 10th by San Antonio's Will Venable – a blast that tied the score. The North had grabbed a 4-3 lead in the top of the 10th on a one-out, RBI single to right off the bat of Springfield's Sean Danielson.

Noochie Varner led all players with three hits. Corpus Christi's five position players combined to go 7-for-16 with a double, a run and two RBIs – the most production for the Hooks offensively in the 11-year history of Corpus Christi's involvement in the event. Chance Douglass, selected by South manager Dave Clark to start the game, retired all six batters he faced. While not the winning pitcher, Douglass was honored as the Bank of America Outstanding Pitcher. Troy Patton allowed a run on a solo home run by Adam Morrissey of Arkansas in his lone inning on the hill. The first All-Star game at Whataburger Field attracted a crowd of 8,676.





## HOOKS IN THE TEXAS LEAGUE ALL-STAR GAME

**2006 – June 20 at Ray Winder Field in Little Rock  
South 1, North 0**

### Hooks players

Josh Anderson (starting CF)	1-4, RBI, SB
Ben Zobrist (starting SS)	0-4
Hunter Pence (starting RF)	1-4
J.R. House (starting 1B, C)	0-3
Josh Bonifay (starting DH)	0-2
Juan Gutierrez (starting P)	2.0-0-0-0-0-2 (winning pitcher)
Matt Albers (P)	1.0-1-0-0-0-0
Paul Estrada (P)	1.0-1-0-0-0-1
Jailen Peguero (P)	1.0-0-0-0-1-2 (save)

### Hooks voted onto All-Star Team

Josh Anderson (starting OF)
Hunter Pence (starting OF)
Josh Bonifay (starting DH)
Ben Zobrist (starting SS)
J.R. House (starting 1B)
Juan Gutierrez (P)
Matt Albers (P)
Paul Estrada (P)
Jailen Peguero (P)

A total of nine Hooks took part in the classic, played at historic Ray Winder Field. Josh Anderson knocked in the game's only run with a ground-ball out in the top of the third as the South beat the North 1-0, garnering Anderson game MVP honors. Gutierrez was the starting and winning pitcher, blanking the North over the first two innings. Matt Albers, Paul Estrada and Jailen Peguero each tossed an inning of shutout ball, with Peguero getting the save.

In a game dominated by pitching and defense, the two squads combined for just eight hits – four on each side. J.R. House, who started the game at first, moved behind the plate in the fifth. That put him in position to tag out a sliding Troy Tulowitzki in the sixth. Tulowitzki tried to score from third on Jordan Czarniecki's ground ball to third baseman Vasili Spanos.

**2005 – June 21 at Dr Pepper/Seven-Up Ballpark in Frisco  
West 5, East 0**

### Hooks players

Josh Anderson (starting CF)	1-2
Hector Gimenez (starting C)	0-2
Mark McLemore (P)	1.0-1-0-0-0-1
Jason Hirsh (P)	2.0-0-0-0-0-3
Tim McClaskey (P)	1.0-0-0-0-1-0

### Hooks voted onto All-Star Team

Josh Anderson (starting OF)
Hector Gimenez (starting C)
Jason Hirsh (P)
Mark McLemore (P)
Fernando Nieve (P)

In the league's final year with the divisions labeled "East" and "West," the West All-Stars erupted for five runs in the bottom of the seventh to blank the East 5-0. Midland's Andre Ethier drove in the first of those five runs with a single up the middle. Josh Anderson started in center and led off for the West. He opened the bottom of the fourth with a single but was stranded at third.

Corpus Christi's trio of starters – Mark McLemore, Jason Hirsh and Tim McClaskey – combined to give the West four innings of shutout work. Hirsh retired all six men he faced in the fifth and sixth innings.





## TEXAS LEAGUE WEEKLY HONORS

### Batters of the Week

#### 2016

Alex Bregman – April 7-17  
J.D. Davis – May 9-15  
J.D. Davis – May 16-22  
J.D. Davis – August 15-21  
J.D. Davis – August 22-28

#### 2015

Carlos Correa – April 20-27  
Carlos Correa – May 4-11  
A.J. Reed – August 24-31

#### 2014

Tony Kemp – June 30-July 7

#### 2013

George Springer – May 27-June 3  
Max Stassi – July 15-22  
Max Stassi – July 29-August 5

#### 2012

Brandon Barnes and Jake Goebbert  
Co-Batters of the Week – April 5-16  
Brandon Barnes – April 16-23  
Jon Singleton – May 21-29  
Jay Fernandez – June 11-18  
Jon Singleton – July 2-9  
Marc Krauss – July 30-August 6

#### 2011

Brandon Wikoff – April 25-May 1  
J.D. Martinez – June 27-July 3  
J.D. Martinez – July 11-17

#### 2010

J.B. Shuck – May 10-16  
Jhon Florentino – May 24-30  
Koby Clemens – May 31-June 6

#### 2007

Drew Sutton – April 16-22  
Jonny Ash – April 23-29

#### 2006

Josh Anderson – April 17-23  
Hunter Pence – May 8-14

#### 2005

Mark Saccomanno – June 20-26

### Pitchers of the Week

#### 2016

Evan Grills – May 9-15  
Francis Martes – July 25-31  
Francis Martes – August 22-28

#### 2015

Chris Devenski – April 20-27  
Michael Feliz – August 3-10

#### 2014

Mike Hauschild – May 12-19  
Tommy Shirley – May 19-26

#### 2013

Asher Wojciechowski – April 15-22  
Jake Buchanan – April 29-May 6  
Luis Cruz – August 26-September 3

#### 2012

Jose Cisnero – May 29-June 4  
Jarred Cosart – June 18-25  
Jose Cisnero – July 16-23

#### 2011

Dallas Keuchel – April 7-17  
Dallas Keuchel – June 6-12  
Xavier Cedeno – June 27-July 3  
Ross Seaton – July 11-17  
Ross Seaton – August 8-14  
Erick Abreu – August 15-21

#### 2010

Douglas Arguello – May 17-23  
Jordan Lyles – June 14-20  
Erick Abreu – August 16-22

#### 2009

Douglas Arguello – May 4-10  
Casey Hudspeth and Polin Trinidad,  
Co-Pitchers of the Week – May 11-17  
Polin Trinidad – June 8-14

#### 2007

Chance Douglass – May 21-27  
Chance Douglass – May 28-June 3  
Ronnie Martinez – June 4-10  
Josh Miller – August 6-12

#### 2006

Juan Gutierrez – May 22-28  
Matt Albers – June 12-18  
Chance Douglass – June 26-July 2  
Paul Estrada – July 31-August 6

#### 2005

Fernando Nieve – April 7-17  
Jason Hirsh – April 18-24  
Jason Hirsh – June 20-26  
Jason Hirsh – July 11-17  
Tim McClaskey – August 29-Sept 5



**Francis Martes**



## TOP TEN ATTENDANCE FIGURES AT WHATABURGER FIELD

Attendance	Date	Result	Occurrence
9,185	July 4, 2014	<b>Hooks</b> 8, Springfield 0	Independence Day Fireworks
9,022	June 11, 2006	<b>Hooks</b> 5, San Antonio 1	Roger Clemens
8,617	August 25, 2006	<b>Hooks</b> 3, Frisco 2	Last home game, reg. season
8,546	May 22, 2010	Midland 5, <b>Hooks</b> 3	Pinstripe jerseys
8,494	Sept. 2, 2005	San Antonio 8, <b>Hooks</b> 5	Bagwell & Backe
8,394	Sept. 15, 2006	<b>Hooks</b> 8, Wichita 7 (14)	Game 4, TLCS
8,391	May 21, 2005	San Antonio 9, <b>Hooks</b> 3	CC road cap giveaway
8,336	April 23, 2005	<b>Hooks</b> 6, Frisco 1	Home cap giveaway
8,332	August 31, 2005	San Antonio 6, <b>Hooks</b> 1	Bagwell 1st game
8,313	April 29, 2006	<b>Hooks</b> 4, Springfield 3	Astros throwback cap

### Attendance Figures by Season

Year	Regular Season Attendance
2005	505,189
2006	506,398
2007	479,289
2008	479,651
2009	443,628
2010	412,369
2011	395,128
2012	388,927
2013	379,395
2014	393,769
2015	362,968
2016	350,964
<b>12-Year Total</b>	<b>5,097,675</b>



*Notes: Figures do not include exhibitions or postseason games*

*The Hooks have finished between second and seventh in overall attendance among the 30 Double-A clubs in all 12 years of the team's existence.*

*The Hooks have finished between 14th and 36th in overall attendance among the 120 full-season clubs in the minors (AAA, AA and the five full-season Class A leagues) in Corpus Christi's 12-year history.*

*2012 marked the only season in Texas League history in which all clubs eclipsed the 300,000 mark in attendance.*





## HOOKS IN THE MAJORS

### Player - Debut Season - Team

Fernando Abad – 2010 – Houston  
 Matt Albers – 2006 – Houston  
 Jose Altuve – 2011 – Houston  
 Josh Anderson – 2007 – Houston  
 Brandon Barnes – 2012 – Houston  
 Jimmy Barthmaier – 2008 – Pittsburgh  
 Philip Barzilla – 2006 – Houston  
 Brian Bogusevic – 2010 – Houston  
 Alex Bregman – 2016 – Houston  
 Jake Buchanan – 2014 – Houston  
 David Carpenter – 2011 – Houston  
 Jason Castro – 2010 – Houston  
 Xavier Cedeno – 2011 – Houston  
 Kevin Chapman – 2013 – Houston  
 Jose Cisnero – 2013 – Houston  
 Cody Clark – 2013 – Houston  
 Paul Clemens – 2013 – Houston  
 Carlos Correa – 2015 – Houston  
 Jarred Cosart – 2013 – Houston  
 Brooks Conrad – 2008 – Oakland  
 Jorge De Leon – 2013 – Houston  
 Delino DeShields, Jr. – 2015 – Texas  
 Chris Devenski – 2016 – Houston  
 Matt Duffy – 2015 – Houston  
 Michael Feliz – 2015 – Houston  
 Mike Foltyniewicz – 2014 – Houston  
 Sammy Gervacio – 2009 – Houston  
 Hector Gimenez – 2006 – Houston  
 Jake Goebbert – 2014 – San Diego  
 Brian Gordon – 2008 – Texas

### Player - Debut Season - Team

Robbie Grossman – 2013 – Houston  
 Yulieski Gurriel – 2016 – Houston  
 Jandel Gustave – 2016 – Houston  
 Juan Gutierrez – 2007 – Houston  
 Enrique Hernandez – 2014 – Houston  
 Teoscar Hernandez – 2016 – Houston  
 Jason Hirsh – 2006 – Houston  
 Adrian Houser – 2015 – Milwaukee  
 Charlton Jimerson – 2005 – Houston  
 Chris Johnson – 2009 – Houston  
 Tony Kemp – 2016 – Houston  
 Dallas Keuchel – 2012 – Houston  
 Marc Krauss – 2013 – Houston  
 Chia-Jen Lo – 2013 – Houston  
 Wilton Lopez – 2009 – Houston  
 Jordan Lyles – 2011 – Houston  
 Tommy Manzella – 2009 – Houston  
 David Martinez – 2013 – Houston  
 J.D. Martinez – 2011 – Houston  
 Edwin Maysonet – 2008 – Houston  
 Lance McCullers, Jr. – 2015 – Houston  
 Mark McLemore – 2007 – Houston  
 Juan Minaya – 2016 – Chicago (AL)  
 Joe Musgrove – 2016 – Houston  
 Fernando Nieve – 2006 – Houston  
 Bud Norris – 2009 – Houston  
 Brett Oberholtzer – 2013 – Houston  
 Jimmy Paredes – 2011 – Houston  
 Troy Patton – 2007 – Houston  
 David Paulino – 2016 – Houston

### Player - Debut Season - Team

Felipe Paulino – 2007 – Houston  
 Jaielen Peguero – 2007 – Arizona  
 Carlos Perez – 2015 – Los Angeles (AL)  
 Hunter Pence – 2007 – Houston  
 Rob Rasmussen – 2014 – Toronto  
 A.J. Reed – 2016 – Houston  
 Chad Reineke – 2008 – San Diego  
 Brady Rodgers – 2016 – Houston  
 David Rollins – 2015 – Seattle  
 Mark Saccomanno – 2008 – Houston  
 Chris Sampson – 2006 – Houston  
 Domingo Santana – 2014 – Houston  
 J.B. Shuck – 2011 – Houston  
 Jon Singleton – 2014 – Houston  
 Henry Sosa – 2011 – Houston  
 George Springer – 2014 – Houston  
 Max Stassi – 2013 – Houston  
 Drew Sutton – 2009 – Cincinnati  
 Mitch Talbot – 2008 – Tampa Bay  
 Nick Tropeano – 2014 – Houston  
 Preston Tucker – 2015 – Houston  
 Ronald Torreyes – 2015 – Los Angeles (NL)  
 J.R. Towles – 2007 – Houston  
 Vince Velasquez – 2015 – Houston  
 Henry Villar – 2010 – Houston  
 Jonathan Villar – 2013 – Houston  
 Tyler White – 2016 – Houston  
 Asher Wojciechowski – 2015 – Houston  
 Josh Zeid – 2013 – Houston  
 Ben Zobrist – 2006 – Tampa Bay

Through 12 seasons, the Hooks have “graduated” 90 players to the major leagues.

*Notes: USA TODAY Minor League Player of the Year Alex Bregman headlined a contingent of 12 Hooks alums who made their big-league debuts in 2016. Bregman opened the year in Corpus Christi, batting .297 with 16 doubles, 14 home runs, and 46 RBIs. The 22-year-old infielder reached base in 58 of 62 games for the Hooks, and clubbed a pair of walk-off home runs. Bregman's final appearance in a Hooks uniform was at the Texas League All-Star Game where he went 2-for-3 with a two-run bomb. At the time of his June 30 promotion to Triple-A Fresno, Bregman led the TL with a .986 OPS and 71 runs scored. The ESPN.com Prospect of the Year fell a triple shy of the cycle at the SiriusXM All-Star Futures Game in San Diego. Bregman belted six homers and plated 15 runs in 18 Pacific Coast League assignments. This surge paved the way toward his Major League debut July 25 against the Yankees at Minute Maid Park. The second-overall pick in the 2015 draft went on to hit .323 with eight doubles, three triples, eight home runs and 30 RBIs in his final 30 games with the Astros.*

*IF Yuli Gurriel, OF Teoscar Hernandez, RHP Joe Musgrove and RHP David Paulino joined Bregman as players who began the season with the Hooks, only to finish as members of the Houston Astros. Considered one of Cuba's biggest stars, Gurriel signed a five-year contract with the Astros on July 16. He made four stops in the Astros minor league system, including a 5-game stint in Corpus Christi, before debuting with Houston on August 21. Gurriel carried a .344 batting average through his first 19 Major League games, ending the season with seven doubles, three home runs and 15 RBIs in 36 contests as an Astro.*

*Hernandez, a Texas League Midseason All-Star, hit .305 with 53 runs, 19 doubles, six home runs, 30 RBIs, and 29 stolen bases in 69 games for Corpus Christi. At the time of his June 30 promotion to Fresno, Hernandez paced the Texas League in batting and steals, while tying for first in hits (85) and slotting second in runs scored. The three-year Hook ranks third in career steals, logging 64 in 85 attempts for a 75 percent success rate. Hernandez boasted a .313-4-23 line in 38 games with the Grizzlies, and was rewarded with a big-league call-up August 12. He went 2-for-4 with a walk and a solo home run off Toronto's Francisco Liriano for his first Major League hit. Hernandez is the fifth Astro in club history to go deep in his big-league debut.*

*Musgrove, Corpus Christi's Opening Day starter, carved up the Texas League in 2016, going 2-1 with a 0.34 ERA in six assignments (four starts). He struck out 30 and walked three in 26 1/3 innings, holding the circuit to a .192 batting average. The only TL earned run yielded by Musgrove came courtesy of a round-tripper off the bat of Springfield's Luke Voit. Musgrove logged a 10-start stint with Fresno, and was the U.S. starting pitcher at the SiriusXM All-Star Futures Game at Petco Park, which sits 16 miles from his hometown of El Cajon, Calif. Musgrove set an MLB record for strikeouts by a reliever in a big-league debut, fanning eight batters over 4 1/3 scoreless innings August 2 vs. Toronto. He made his first career start opposite Texas on August 7 and fired seven frames of one-run ball. On September 21 at Oakland, Musgrove carried a no-hitter into the sixth inning, ultimately permitting one run in 5 1/3 innings of a 2-1 Astros win.*

*Paulino posted a 5-2 record, 1.83 ERA and a .204 opponent batting average in 14 games (nine starts) with the Hooks. The 6-foot-7 right-hander averaged 10 strikeouts per nine innings for Corpus Christi, earning Texas League Midseason All-Star honors. Following a three-start layover in Fresno, Paulino was rewarded with a September call-up to Houston.*





## HOOKS IN THE MAJORS

Chris Devenski, Corpus Christi's 2015 Pitcher of the Year, authored a breakout campaign for the Astros last season, going 4-4 with a 2.16 ERA in 48 appearances (five starts). A non-roster invitee to big-league camp, Devenski was named Astros Rookie of the Year and Pitcher of the Year by the Houston chapter of the BBWAA. The 25-year-old right-hander set club rookie reliever records in ERA (1.61) and WHIP (0.81). Devenski led all American League relievers by stranding 27 of 30 inherited runners. He also ranked among AL relief corps leaders in innings pitched (83 2/3 IP, 2nd), WHIP (2nd), strikeout-to-walk ratio (6.92, 3rd), opponent OPS (.511, 3rd), WAR (2.8, 4th) and ERA (4th).

Like Devenski, IF Tyler White earned his spot on the big-league roster following an impressive spring training. In just his third full season as a professional, White became the first American League rookie position player in MLB history to earn opening week AL Player of the Week honors. The former 33-round pick had more hits (10), home runs (3) and RBIs (9) than any Houston player has ever recorded within their first five career games.

RHP Jandel Gustave, IF Tony Kemp, RHP Juan Minaya, IF A.J. Reed and RHP Brady Rodgers complete the list of Corpus Christi alums who made their MLB debut in 2016.

Jose Altuve won his second American League batting title in the last three seasons, batting .338 with 24 home runs and 96 RBIs in 161 games. Altuve, who has paced the AL in hits in each of the past three campaigns, boasts four All-Star selections in six Major League seasons. In 2016, he became the first second baseman in MLB history to reach 100 runs, 200 hits, 40 doubles, 20 homers, 95 RBIs and 30 steals in a single year. Altuve is also the first second-sacker to win multiple batting titles since Hall of Famer Rod Carew (1969-75).

Another notable alum, Ben Zobrist, was crowned World Series MVP after serving as the catalyst in a 10th-inning rally which cemented the Cubs' first title since 1908. During the series, Zobrist cracked two doubles, worked four walks, and scored five times, going 10-for-28 (.357) at the plate. The super-utility man, who won it all with Kansas City last year, is the fourth player in MLB history to win back-to-back World Series championships in different leagues. Zobrist, Hunter Pence (San Francisco Giants, 2012 & 2014), and Juan Carlos Gutierrez (Giants, 2014) are the former Hooks who have won World Series rings. They were teammates on the 2006 Texas League Championship club.



Chris Devenski



## MAJOR LEAGUERS WHO BECAME HOOKS

Miguel Asencio (Kansas City 2002-03; Colorado 2006)  
Brandon Backe\* (Tampa Bay 2002-03; Houston 2004-05)  
Jeff Bagwell\* (Houston 1991-2005)  
Geoff Blum\* (Montreal 1999-2001; Houston 2002-03, 2008-10; Tampa Bay 2004; San Diego 2005, 2006-07; White Sox 2005)  
Aaron Boone\* (Cincinnati 1997-2003; Yankees 2003; Cleveland 2005-2006; Florida 2007; Washington 2008)  
Jason Bourgeois\* (White Sox 2008; Milwaukee 2009; Houston 2010-11)  
Doug Brocail\* (San Diego 1992-94, 2006-07; Houston 1995-96, 2008; Detroit 1997-2000; Texas 2004-05)  
Travis Buck\* (Oakland 2007-10, Cleveland 2011; Houston 2012)  
Roger Clemens (Boston 1984-96; Toronto 1997-98; Yankees 1999-2003; Houston 2004-06)  
Darin Downs\* (Detroit 2012-2013; Houston 2014)  
German Duran\* (Texas 2008)  
Darin Erstad\* (Angels 1996-2006; White Sox 2007; Houston 2008)  
Brian Esposito (St. Louis 2007)  
Sergio Escalona (Philadelphia 2009; Houston 2011)  
Josh Fields\* (Houston 2013-15)  
Evan Gattis\* (Atlanta 2013-14; Houston 2015-16)  
Carlos Gomez\* (Mets 2007; Minnesota 2008-09; Milwaukee 2010-15; Houston 2015-16)  
Brad Hennessey (San Francisco 2005-08)  
Carlos Hernandez (Houston 2001-02, 2004)  
J.R. House (Pittsburgh 2003-04)  
Jason Jennings\* (Colorado 2001-06; Houston 2007)  
Steve Kent (Tampa Bay 2002)  
Jeff Keppinger\* (Mets 2004; Kansas City 2006; Cincinnati 2007-08; Houston 2009-10)  
Brooks Kieschnick (Cubs 1996-97; Cincinnati 2000; Colorado 2001; Milwaukee 2003-04)  
Carlos Lee\* (White Sox 1999-2004, Milwaukee 2005-06, Texas 2006, Houston 2007-12)  
Brad Lidge\* (Houston 2002-2007)  
Matt Lindstrom\* (Florida 2007-09; Houston 2010)  
Jed Lowrie\* (Boston 2008-11; Houston 2012 & 2015; Oakland 2013-14)  
Scott MacRae (Cincinnati 2001)  
Val Majewski (Baltimore 2004)  
Kaz Matsui\* (Mets 2004-06; Colorado 2006-07; Houston 2008)  
Justin Maxwell\* (Washington 2007, 2009-10, Houston 2012)  
Brian Moehler\* (Detroit 1996-2002; Cincinnati 2002; Houston 2003, 2007-08; Florida 2005-06)  
Brad Peacock\* (Washington 2011; Houston 2013-15)  
J.R. Phillips (San Francisco 1993-96; Philadelphia 1996; Houston 1997-98; Colorado 1999)  
Chad Qualls\* (Houston 2004-2007, 2014-15; Arizona 2008-10; Tampa Bay 2011; San Diego 2011; Philadelphia 2012; New York-AL 2012; Pittsburgh 2012; Miami 2013)  
Humberto Quintero\* (San Diego 2003-04; Houston 2005)  
Tim Raines, Jr. (Baltimore 2001, 2003-04)  
Tike Redman (Pittsburgh 2000-01, 2003-05)  
Wandy Rodriguez\* (Houston 2005)  
Ray Sadler (Pittsburgh 2005)  
Jared Sandberg (Tampa Bay 2001-03)  
Todd Self (Houston 2005)  
Jose Valverde\* (Arizona 2003-07; Houston 2008)  
Andy Van Hekken (Detroit 2002)  
Jared Wells (San Diego 2008; Seattle 2008)  
Kyle Weiland (Boston 2011; Houston 2012)  
Rick White\* (Pittsburgh 1994-95, 2005; Tampa Bay 1998-2000; Mets 2000-01; Colorado 2002; St. Louis 2002; White Sox 2003; Houston 2003, 2007; Cleveland 2004; Cincinnati 2006; Philadelphia 2006)  
Walter Young (Baltimore 2005)

Notes: \*At least one appearance with the Hooks came in a rehab assignment.

Teams and years listed represent a player's experience in the major leagues prior to his arrival in Corpus Christi. Some players have had multiple stints with the Hooks. For example, pitcher Wandy Rodriguez made rehab starts for the Hooks in 2005, 2008 and 2011.

There are also players who spent time in the major leagues, played for a period time with the Hooks, then found themselves back in the big leagues later in their career. Catcher J.R. House is an example. A member of Corpus Christi's 2006 Texas League championship team, House had brief stints in the big leagues after his time with the Hooks with Houston (2006 and 2008) and Baltimore (2007).

The Hooks have had 49 players from 29 major league teams play on their roster. The Hooks have never had a player who had previous major league experience with the Los Angeles Dodgers.





## TEAM FIRSTS

### First Pitch

Pitcher.....Bobby Livingston, San Antonio Missions  
 Catcher.....Rene Rivera  
 Batter.....Josh Anderson  
 Pitch.....Fastball / Ball  
 Time.....7:16 PM Central Time  
 Date.....April 7, 2005  
 Venue.....Wolff Stadium, San Antonio  
 Umpires.....Delfin Colon (Home), Joe Maiden (1B), Jeremy Sparling (3B)

### Offense

Base Hit.....Mark Saccomanno (April 7 - 3rd Inning)  
 Double.....Ray Navarrete (3rd Inning)  
 Stolen Base.....Charlton Jimerson (6th Inning)  
 RBI.....Junior Zamora (6th Inning)  
 Run Scored.....Charlton Jimerson (6th Inning)  
 Home Run.....Mike Rodriguez (7th Inning)  
 Walk.....Mike Rodriguez (8th Inning)  
 Triple.....Charlton Jimerson (April 15 vs. Frisco)  
 Grand Slam.....Dax Norris (July 30)

### Defense

First Pitch.....Fastball / Ball  
 Pitcher.....Fernando Nieve  
 Batter Faced.....Yuniesky Betancourt  
 First Out.....Jaime Bubela  
 Strikeout.....Jaime Bubela (April 7 - 1st Inning)  
 Double Play.....Eckelman (SS) to Navarrete (2B) to Zamora (1B) (3rd Inning)  
 Error.....Marc Saccomanno (3B) (2nd Inning)  
 Triple Play.....Navarrete(3B) to Conrad(2B) to Zamora (1B) (May 16 at Midland)  
 Shutout.....April 24 vs. Frisco (6-0)

### First Win

Date.....April 12, 2005  
 Opponent.....Frisco RoughRiders  
 Hooks' Pitchers Used.....Fernando Nieve, Brooks Kieschnick, Roberto Giron, Philip Barzilla, Kevin Hodge (S)  
 Winning Pitcher.....Fernando Nieve  
 Losing Pitcher.....John Hudgins  
 Score.....4-1  
 Attendance.....8,723

### Other Firsts

Tie.....August 23 at Frisco (2-2)  
 Day Game.....April 10 at San Antonio (4:00 pm)  
 Night Game.....April 7 at San Antonio (7:05 pm)  
 Double Header.....May 3 at Arkansas  
 Extra Inning Game.....April 8 at San Antonio (11 Innings)  
 Ejection.....Manager Dave Clark (May 6)







## WHATABURGER FIELD FIRSTS

### First Game

Date.....April 17, 2005  
 Opponent.....Midland RockHounds  
 Score.....L 6-2  
 Winning Pitcher.....Leonard Landeros, Midland  
 Losing Pitcher.....Philip Barzilla  
 Attendance.....8,255

### First Pitch

Pitcher.....Fernando Nieve  
 Catcher.....Dax Norris  
 Batter.....Andrew Beattie, Midland RockHounds  
 Pitch.....Fastball / Called Strike  
 Time.....4:07 PM Central Time  
 Date.....April 17, 2005  
 Umpires.....Jason Stein (Home), Stephen Fritsoni (1B), David Rackley (3B)

### Offense

Base Hit.....Jason Perry, Midland RockHounds (April 17– 1st Inning)  
 Hooks Base Hit.....Dax Norris (April 17– 2nd Inning)  
 RBI.....Brant Colamarino, Midland RockHounds (1st Inning)  
 Hooks RBI.....Dax Norris (2nd Inning)  
 Run Scored.....Jason Perry, Midland RockHounds (1st Inning)  
 Hooks Run Scored.....Dax Norris (2nd Inning)  
 Home Run.....Dax Norris (2nd Inning)  
 Walk.....Jason Perry, Midland RockHounds (3rd Inning)  
 Hooks Walk.....Eric Riggs (5th Inning)  
 Double.....Ray Navarrete (4th Inning)  
 Stolen Base.....Josh Anderson (3rd Inning)  
 Triple.....Brant Colamarino, Midland RockHounds (1st Inning)  
 Hooks Triple.....Mike Rodriguez (April 25 vs. Frisco)

### Defense

First Out.....Andrew Beattie, Midland RockHounds  
 Strikeout.....Andrew Beattie (April 17 -1st Inning)  
 Double Play.....Navarrete (2B) to Riggs (SS) to Saccomanno (1B) (April 18 – 1st Inning)  
 Error.....Philip Barzilla (April 17 – 8th Inning)  
 Shutout.....April 24 vs. Frisco (6-0)



## WHATABURGER FIELD FIRSTS

### First Win

Date.....April 18  
 Opponent.....Midland RockHounds  
 Hooks Pitchers Used.....Jason Hirsh, Monte Mansfield, Roberto Giron  
 Winning Pitcher.....Jason Hirsh  
 Losing Pitcher.....Drew Dickinson  
 Score.....9-2  
 Attendance.....6,604

### Other Firsts

Day Game.....April 17 (4:07 pm) vs. Midland  
 Night Game.....April 18 (7:06 pm) vs. Midland  
 Ejection.....Manager Darryl Kennedy, Frisco RoughRiders (April 26)  
 Hooks Ejection.....Manager Dave Clark (May 6)  
 Extra Inning Game.....April 20 vs. Midland (11 Innings)







## 2006 POSTSEASON

### GAME 1 TEXAS LEAGUE SOUTH DIVISION SERIES SEPTEMBER 5, 2006 AT WHATABURGER FIELD

	1	2	3	4	5	6	7	8	9	R	H	E
Midland	0	0	0	0	0	0	0	0	0	0	2	2
Corpus Christi	0	0	0	2	1	0	0	0	x	3	9	0

RockHounds	AB	R	H	RBI	BB	SO	LOB	AVG
Kiger, 3B	3	0	0	0	1	0	0	.000
Melillo, 2B	4	0	1	0	0	0	1	.250
Stavisky, LF	4	0	0	0	0	1	2	.000
Myers, DH	2	0	0	0	2	0	0	.000
Colamarino, 1B	4	0	0	0	0	2	4	.000
Allegra, CF	3	0	0	0	0	0	0	.000
Putnam, RF	3	0	1	0	0	1	0	.333
Merrill, SS	3	0	0	0	0	1	1	.000
Powell, C	3	0	0	0	0	2	1	.000
<b>Totals</b>	<b>29</b>	<b>0</b>	<b>2</b>	<b>0</b>	<b>3</b>	<b>7</b>	<b>9</b>	<b>.069</b>

Hooks	AB	R	H	RBI	BB	SO	LOB	AVG
Anderson, CF	4	0	1	0	0	1	1	.250
Redman, DH	4	1	1	0	0	0	0	.250
Pence, RF	4	0	2	1	0	1	2	.500
Young, 1B	4	0	2	0	0	0	2	.500
Saccomanno, 3B	4	0	0	0	0	1	3	.000
Cortes, LF	3	1	1	0	1	0	1	.333
Peterson, C	4	1	1	0	0	2	1	.250
Davidson, C	0	0	0	0	0	0	0	.000
Ash, 2B	4	0	0	0	0	0	5	.000
Fernando, SS	3	0	1	2	0	0	1	.333
<b>Totals</b>	<b>34</b>	<b>3</b>	<b>9</b>	<b>3</b>	<b>1</b>	<b>5</b>	<b>16</b>	<b>.265</b>

RockHounds	IP	H	R	ER	BB	SO	HR	ERA
Knox (L, 0-1)	6.2	8	3	1	1	4	0	1.35
Coleman	1.1	1	0	0	0	1	0	0.00
<b>Totals</b>	<b>8.0</b>	<b>9</b>	<b>3</b>	<b>1</b>	<b>1</b>	<b>5</b>	<b>0</b>	<b>1.12</b>

Hooks	IP	H	R	ER	BB	SO	HR	ERA
Gutierrez (W, 1-0)	6.0	2	0	0	3	3	0	0.00
Reineke (H, 1)	2.0	0	0	0	0	2	0	0.00
Estrada (S, 1)	1.0	0	0	0	0	2	0	0.00
<b>Totals</b>	<b>9.0</b>	<b>2</b>	<b>0</b>	<b>0</b>	<b>3</b>	<b>7</b>	<b>0</b>	<b>0.00</b>

T: 2:23  
Att: 6,286

Starter Juan Gutierrez tossed six innings of two-hit, shutout ball and light-hitting shortstop Osvaldo Fernando provided a two-out, two-run triple in the bottom of the fourth to lift the Hooks in Game 1. The triple was Fernando's first of the season. The result signaled an about-face of the late-season trends in which the Hooks entered the playoffs having lost seven of their last nine in the regular season, while Midland had won 10 of its last 11 and 22 of its last 27.







## 2006 POSTSEASON

### GAME 2 TEXAS LEAGUE SOUTH DIVISION SERIES SEPTEMBER 6, 2006 AT WHATABURGER FIELD

	1	2	3	4	5	6	7	8	9	R	H	E
Midland	0	0	0	2	0	0	1	0	0	3	11	2
Corpus Christi	0	1	0	2	3	0	0	0	x	6	9	0

RockHounds	AB	R	H	RBI	BB	SO	LOB	AVG
Kiger, 3B-SS	2	1	1	0	3	0	0	.200
Melillo, 2B	5	0	1	1	0	1	4	.222
Spanos, 1B-3B	5	0	3	0	0	0	2	.600
Myers, DH	4	1	1	0	1	0	6	.167
Stavisky, LF	4	1	2	0	0	1	1	.250
Allegra, CF	4	0	2	0	0	2	1	.286
Putnam, RF	4	0	1	1	0	1	3	.286
Merrill, SS	2	0	0	0	1	0	3	.000
Colamarino, PH-1B	1	0	0	0	0	1	1	.000
Castillo, C	0	0	0	1	0	0	0	.000
Powell, PH-C	2	0	0	0	0	0	0	.000
<b>Totals</b>	<b>33</b>	<b>3</b>	<b>11</b>	<b>3</b>	<b>5</b>	<b>6</b>	<b>21</b>	<b>.210</b>

Hooks	AB	R	H	RBI	BB	SO	LOB	AVG
Anderson, CF	4	1	0	0	0	1	0	.125
Redman, DH	3	1	1	0	1	1	0	.286
Pence, RF	4	1	2	1	0	1	1	.500
Young, 1B	4	0	0	0	0	0	4	.250
Saccomanno, 3B	4	1	2	2	0	0	0	.250
Cortes, LF	4	2	2	0	0	1	1	.429
Peterson, C	4	0	1	1	0	0	3	.250
Davidson, C	0	0	0	0	0	0	0	.000
Ash, 2B	3	0	0	1	0	0	2	.000
Fernando, SS	3	0	1	1	0	1	1	.333
<b>Totals</b>	<b>33</b>	<b>6</b>	<b>9</b>	<b>6</b>	<b>1</b>	<b>5</b>	<b>12</b>	<b>.269</b>

RockHounds	IP	H	R	ER	BB	SO	HR	ERA
Olsen (L, 0-1)	4.0	8	6	5	1	3	0	11.25
Mitchell	2.0	1	0	0	0	0	0	0.00
Burton	2.0	0	0	0	0	2	0	0.00
<b>Totals</b>	<b>8.0</b>	<b>9</b>	<b>6</b>	<b>5</b>	<b>1</b>	<b>5</b>	<b>0</b>	<b>3.38</b>

Hooks	IP	H	R	ER	BB	SO	HR	ERA
Patton (W, 1-0)	6.0	6	2	2	3	4	0	3.00
Rollandini	2.0	4	1	1	1	1	0	4.50
Estrada (S, 2)	1.0	1	0	0	1	1	0	0.00
<b>Totals</b>	<b>9.0</b>	<b>11</b>	<b>3</b>	<b>3</b>	<b>5</b>	<b>6</b>	<b>0</b>	<b>1.50</b>

T: 2:54  
Att: 6,810

Fernando was at it again – his squeeze bunt in the fourth plated Jorge Cortes with the go-ahead run, giving the Hooks a 3-2 lead. Third baseman Mark Saccomanno made it 6-2 in the fifth with a two-run double. Starter Troy Patton allowed two runs over six strong innings to get the win, vaulting the Hooks to a commanding 2-0 series lead.





## 2006 POSTSEASON

### GAME 3 TEXAS LEAGUE SOUTH DIVISION SERIES SEPTEMBER 7, 2006 AT CITIBANK BALLPARK

	1	2	3	4	5	6	7	8	9	R	H	E
<b>Corpus Christi</b>	0	1	2	0	1	2	0	1	0	7	15	0
<b>Midland</b>	0	0	1	0	1	1	0	0	0	3	10	1

Hooks	AB	R	H	RBI	BB	SO	LOB	AVG
Anderson, CF	5	0	3	3	0	0	0	.308
Redman, DH	5	1	1	0	0	0	3	.250
Pence, RF	5	1	1	0	0	2	1	.385
Bonifay, 1B	5	2	3	2	0	1	0	.600
Saccomanno, 3B	4	0	2	1	1	2	1	.333
Cortes, LF	3	1	2	1	0	0	1	.500
Ash, 2B	4	1	1	0	0	0	1	.091
Fernando, SS	3	0	1	0	0	0	1	.333
Davidson, C	2	0	0	0	0	1	2	.000
Nicholson, PH	1	0	0	0	0	0	2	.000
Peterson, C	1	1	1	0	0	0	0	.333
<b>Totals</b>	<b>38</b>	<b>7</b>	<b>15</b>	<b>7</b>	<b>1</b>	<b>6</b>	<b>12</b>	<b>.314</b>

RockHounds	AB	R	H	RBI	BB	SO	LOB	AVG
Kiger, SS	3	0	0	0	2	3	0	.125
Melillo, 2B	4	2	2	0	1	1	1	.308
Stavisky, LF	5	0	2	0	0	1	4	.308
Myers, DH	3	0	1	2	0	0	3	.222
Colamarino, 1B	3	0	1	0	1	1	2	.125
Putnam, RF	4	0	0	0	0	3	2	.182
Spanos, 3B	4	0	1	0	0	0	1	.444
Allegra, CF	4	1	3	1	0	0	2	.455
Powell, C	4	0	0	0	0	4	3	.000
<b>Totals</b>	<b>34</b>	<b>3</b>	<b>10</b>	<b>3</b>	<b>4</b>	<b>13</b>	<b>18</b>	<b>.240</b>

Hooks	IP	H	R	ER	BB	SO	HR	ERA
Douglass (W, 1-0)	6.0	7	3	3	3	9	1	4.50
Miller (H, 1)	1.1	2	0	0	0	2	0	0.00
Mansfield	0.2	1	0	0	0	0	0	0.00
Reineke	1.0	0	0	0	1	2	0	0.00
<b>Totals</b>	<b>9.0</b>	<b>10</b>	<b>3</b>	<b>3</b>	<b>4</b>	<b>13</b>	<b>1</b>	<b>2.00</b>

RockHounds	IP	H	R	ER	BB	SO	HR	ERA
Aguilar (L, 0-1)	4.2	9	4	4	0	2	0	7.71
Coleman	0.2	3	2	2	0	1	0	9.00
Robertson	2.1	3	1	1	1	2	0	3.86
McBeth	1.1	0	0	0	0	1	0	0.00
<b>Totals</b>	<b>9.0</b>	<b>15</b>	<b>7</b>	<b>7</b>	<b>1</b>	<b>6</b>	<b>0</b>	<b>4.68</b>

T: 2:58  
Att: 3,556

First baseman Josh Bonifay, batting cleanup, doubled in his first three at-bats, scoring twice and knocking in a pair of runs to ignite the Hooks to a three-game series sweep of the RockHounds. Center fielder and leadoff man Josh Anderson picked up where Bonifay left off, providing a two-run double in the sixth and an RBI triple in the eighth. Amarillo native Chance Douglass, a workhorse throughout the season, earned the win with nine strikeouts over six frames.





## 2006 POSTSEASON

### GAME 1 TEXAS LEAGUE CHAMPIONSHIP SERIES

SEPTEMBER 11, 2006 AT LAWRENCE-DUMONT STADIUM

	1	2	3	4	5	6	7	8	9	R	H	E
Corpus Christi	1	4	0	0	0	1	5	0	0	11	14	0
Wichita	1	0	0	2	0	0	2	0	0	5	9	0

Hooks	AB	R	H	RBI	BB	SO	LOB	AVG
Anderson, CF	5	2	0	1	0	0	5	.222
Redman, DH	5	3	3	1	1	0	1	.353
Pence, RF	5	2	3	4	0	1	0	.444
Young, 1B	4	0	3	4	1	0	0	.417
Bonifay 1B	1	0	0	0	0	0	0	.500
Saccomanno, 3B	4	0	1	0	1	0	4	.312
Cortes, LF	3	0	0	1	2	0	2	.385
Peterson, C	4	1	1	0	0	0	6	.308
Ash, 2B	4	2	1	0	1	0	0	.133
Fernando, SS	4	1	2	0	1	0	2	.385
<b>Totals</b>	<b>39</b>	<b>11</b>	<b>14</b>	<b>11</b>	<b>7</b>	<b>1</b>	<b>20</b>	<b>.326</b>

Wranglers	AB	R	H	RBI	BB	SO	LOB	AVG
Lubanski, LF	4	1	1	0	1	0	0	.182
Gordon, 3B	3	2	1	0	2	0	1	.286
Brown, DH	4	0	2	2	1	0	2	.444
Butler, RF	5	1	2	1	0	0	4	.400
Maier, CF	4	1	1	2	0	1	2	.238
Murphy, 2B	4	0	1	0	0	3	1	.450
Sanchez, SS	4	0	0	0	0	1	1	.238
Kaaihue, 1B	4	0	1	0	0	0	0	.222
Espino, C	4	0	0	0	0	1	2	.300
<b>Totals</b>	<b>36</b>	<b>5</b>	<b>9</b>	<b>5</b>	<b>4</b>	<b>6</b>	<b>13</b>	<b>.268</b>

Hooks	IP	H	R	ER	BB	SO	HR	ERA
Gutierrez (W, 2-0)	6.0	6	3	3	3	4	1	2.25
Muecke	1.0	2	2	2	1	2	0	18.00
Rollandini	2.0	1	0	0	0	0	0	2.25
<b>Totals</b>	<b>9.0</b>	<b>9</b>	<b>5</b>	<b>5</b>	<b>4</b>	<b>6</b>	<b>1</b>	<b>2.75</b>

Wranglers	IP	H	R	ER	BB	SO	HR	ERA
Greinke (L, 0-1)	6.0	12	6	6	2	0	0	5.25
Musser	0.2	0	4	4	3	0	0	16.20
Plummer	0.0	2	1	1	1	0	0	13.50
Cedeno	1.1	0	0	0	1	0	0	0.00
Song	1.0	0	0	0	0	1	0	0.00
<b>Totals</b>	<b>9.0</b>	<b>14</b>	<b>11</b>	<b>11</b>	<b>7</b>	<b>1</b>	<b>0</b>	<b>4.79</b>

T: 3:05  
Att: 1,638

Right fielder Hunter Pence and first baseman Walter Young, batting third and fourth in the lineup, each had three hits and four RBIs as the Hooks pounded Zack Greinke for 12 hits in six innings to capture Game 1 in the best-of-five series. Juan Gutierrez collected his second win in as many postseason starts while reliever David Rollandini retired six of the seven men he faced to wrap things up.







## 2006 POSTSEASON

### GAME 2 TEXAS LEAGUE CHAMPIONSHIP SERIES

SEPTEMBER 12, 2006 AT LAWRENCE-DUMONT STADIUM

	1	2	3	4	5	6	7	8	9	R	H	E
Corpus Christi	0	0	0	0	0	1	0	0	0	1	6	1
Wichita	0	0	0	0	1	0	0	0	1	2	6	0

Hooks	AB	R	H	RBI	BB	SO	LOB	AVG
Anderson, CF	4	0	2	0	0	0	0	.273
Redman, DH	3	0	0	0	0	1	2	.300
Pence, RF	3	0	0	1	1	0	4	.381
Young, 1B	4	0	1	0	0	2	5	.375
Saccomanno, 3B	4	0	1	0	0	3	3	.300
Cortes, LF	4	0	0	0	0	0	1	.294
Peterson, C	3	0	0	0	0	2	0	.250
Davidson, C	1	0	0	0	0	0	0	.000
Ash, 2B	3	0	0	0	0	0	0	.111
Fernando, SS	3	1	2	0	0	1	0	.438
<b>Totals</b>	<b>32</b>	<b>1</b>	<b>6</b>	<b>1</b>	<b>1</b>	<b>9</b>	<b>15</b>	<b>.301</b>

Wranglers	AB	R	H	RBI	BB	SO	LOB	AVG
Lubanski, LF	4	0	1	1	0	0	1	.192
Gordon, 3B	1	0	0	0	3	0	0	.273
Brown, DH	4	0	1	0	0	2	2	.409
Butler, RF	4	0	2	0	0	1	2	.429
Maier, CF	4	0	0	0	0	0	2	.200
Murphy, 2B	4	0	0	0	0	2	2	.375
Sanchez, SS	3	1	1	0	1	0	1	.250
Kaaihue, 1B	1	1	0	0	2	1	1	.211
Groves, PR-1B	1	0	1	0	0	0	0	.100
Donachie, C	2	0	0	0	1	1	1	.000
<b>Totals</b>	<b>28</b>	<b>2</b>	<b>6</b>	<b>1</b>	<b>7</b>	<b>7</b>	<b>12</b>	<b>.261</b>

Hooks	IP	H	R	ER	BB	SO	HR	ERA
Martinez	4.2	2	1	1	5	3	0	1.93
Reineke	3.1	1	0	0	1	3	0	0.00
Estrada (L, 0-1)	0.2	3	1	1	1	1	0	3.38
<b>Totals</b>	<b>8.2</b>	<b>6</b>	<b>2</b>	<b>2</b>	<b>7</b>	<b>7</b>	<b>0</b>	<b>2.62</b>

Wranglers	IP	H	R	ER	BB	SO	HR	ERA
Buckner	7.0	3	1	1	1	8	0	1.29
DeHoyos (W, 2-0)	2.0	3	0	0	0	1	0	1.50
<b>Totals</b>	<b>9.0</b>	<b>6</b>	<b>1</b>	<b>1</b>	<b>1</b>	<b>9</b>	<b>0</b>	<b>4.18</b>

T: 2:45  
Att: 1,909

Chris Lubanski's two-out, bases-loaded single in the bottom of the ninth plated Angel Sanchez with the game-winning run in Wichita's walk-off victory, pulling the Wranglers even in the series. Sanchez started the rally with a two-out single off Hooks' closer Paul Estrada. The result overshadowed a strong relief effort by Chad Reineke, who blanked Wichita for 3 1/3 innings.





## 2006 POSTSEASON

### GAME 3 TEXAS LEAGUE CHAMPIONSHIP SERIES SEPTEMBER 14, 2006 AT WHATABURGER FIELD

	1	2	3	4	5	6	7	8	9	R	H	E
Wichita	0	0	1	0	0	0	0	0	2	3	10	0
Corpus Christi	3	3	2	0	0	1	0	0	x	9	11	0

Wranglers	AB	R	H	RBI	BB	SO	LOB	AVG
Lubanski, LF	5	0	0	0	0	2	2	.161
Gordon, 3B	4	1	1	1	1	1	0	.269
Brown, DH	5	1	3	2	0	2	0	.444
Butler, RF	5	0	1	0	0	1	4	.368
Maier, CF	4	0	1	0	0	1	4	.207
Sanchez, SS	4	0	2	0	0	2	1	.286
Murphy, 2B	3	0	1	0	1	1	1	.370
Kaaihue, 1B	2	1	0	0	2	1	5	.190
Donachie, C	4	0	1	0	0	0	4	.067
<b>Totals</b>	<b>36</b>	<b>3</b>	<b>10</b>	<b>3</b>	<b>4</b>	<b>11</b>	<b>21</b>	<b>.263</b>

Hooks	AB	R	H	RBI	BB	SO	LOB	AVG
Anderson, CF	4	1	1	0	0	2	2	.269
Redman, LF	4	1	0	0	1	0	2	.250
Pence, RF	4	2	3	2	0	0	0	.440
Young, DH	3	1	2	2	1	1	1	.421
Bonifay, 1B	4	1	1	1	0	2	2	.400
Saccomanno, 3B	4	1	2	2	0	1	0	.333
Ash, 2B	4	0	0	0	0	0	2	.091
Peterson, C	3	1	1	2	0	0	0	.263
Davidson, PH-C	1	0	0	0	0	0	0	.000
Fernando, SS	2	1	1	0	1	0	0	.444
Robinson, SS	1	0	0	0	0	1	0	.000
<b>Totals</b>	<b>34</b>	<b>9</b>	<b>11</b>	<b>9</b>	<b>3</b>	<b>7</b>	<b>9</b>	<b>.305</b>

Wranglers	IP	H	R	ER	BB	SO	HR	ERA
Hochevar (L, 1-1)	2.0	6	6	6	2	2	0	9.82
Herndon	5.0	5	3	3	1	4	1	7.36
Plummer	1.0	0	0	0	0	1	0	7.71
<b>Totals</b>	<b>8.0</b>	<b>11</b>	<b>9</b>	<b>9</b>	<b>3</b>	<b>7</b>	<b>1</b>	<b>4.92</b>

Hooks	IP	H	R	ER	BB	SO	HR	ERA
Douglass (W, 2-0)	6.0	6	1	1	4	10	0	3.00
Miller	2.0	2	0	0	0	1	0	0.00
Estrada	1.0	2	2	2	0	0	2	7.36
<b>Totals</b>	<b>9.0</b>	<b>10</b>	<b>3</b>	<b>3</b>	<b>4</b>	<b>11</b>	<b>2</b>	<b>2.68</b>

T: 2:38  
Att: 7,574

The Hooks drilled Wichita starter Luke Hochevar for six runs in the first two innings on the way to a romp in the swing game of the series. Mark Saccomanno's two-run double gave the Hooks a 3-0 lead in the first, while Walter Young's two-run double in the second made it 6-0. Hunter Pence doubled in both innings, scored twice and knocked in a run. He also doubled to bring home Corpus Christi's final run in the sixth. Chance Douglass fanned 10 in his second impressive post-season triumph.



# MEDIA GUIDE 2017



## 2006 POSTSEASON

### GAME 4 TEXAS LEAGUE CHAMPIONSHIP SERIES SEPTEMBER 15, 2006 AT WHATABURGER FIELD

	1	2	3	4	5	6	7	8	9	10	11	12	13	14	R	H	E
Wichita	3	0	2	0	0	1	0	0	0	1	0	0	0	0	7	12	1
Corpus Christi	4	0	0	0	0	0	1	1	0	1	0	0	0	1	8	12	1

Wranglers	AB	R	H	RBI	BB	SO	LOB	AVG
Sanchez, SS	6	2	2	0	0	2	2	.294
Gordon, 3B	5	1	1	0	1	1	3	.258
Butler, RF	6	2	2	0	1	0	3	.360
Brown, DH	5	1	2	3	1	1	0	.438
Maier, CF	6	1	1	0	1	1	6	.200
Espino, C	6	0	1	2	0	0	3	.250
Lubanski, LF	4	0	2	2	2	0	2	.200
Murphy, 2B	6	0	1	0	0	0	4	.333
Kaaihue, 1B	3	0	0	0	0	2	2	.167
Groves, PR-1B	2	0	0	0	0	1	0	.083
<b>Totals</b>	<b>49</b>	<b>7</b>	<b>12</b>	<b>7</b>	<b>6</b>	<b>8</b>	<b>25</b>	<b>.260</b>

Wranglers	IP	H	R	ER	BB	SO	HR	ERA
Lumsden	0.2	2	4	3	3	1	0	6.23
Lowery	3.1	1	0	0	1	2	0	0.00
Smith	2.0	1	1	1	0	2	0	3.60
Musser (H, 1)	0.2	1	0	0	1	0	0	13.50
DeHoyos (BS, 1)	1.1	0	1	1	2	1	0	2.45
Song (L, 0-1)	5.1	7	2	2	4	4	0	2.84
<b>Totals</b>	<b>13.1</b>	<b>12</b>	<b>8</b>	<b>7</b>	<b>11</b>	<b>10</b>	<b>0</b>	<b>4.89</b>

Hooks	AB	R	H	RBI	BB	SO	LOB	AVG
Anderson, CF	6	0	2	2	1	0	1	.281
Redman, LF	3	1	1	0	2	0	5	.259
Robinson, SS	3	0	3	1	0	0	0	.750
Pence, RF	6	1	1	0	1	2	4	.387
Bonifay, 1B	5	1	0	0	2	1	5	.267
Saccomanno, 3B	5	2	0	1	2	3	1	.276
Young, DH	5	0	1	0	1	1	4	.375
Nicholson, PR-DH	1	0	1	0	0	0	0	.500
Peterson, C	6	0	1	2	0	3	4	.240
Davidson, C	1	0	0	0	0	0	1	.000
Ash, 2B	5	1	1	0	0	0	1	.111
Fernando, SS	2	1	1	0	0	0	2	.450
Cortes, PH-LF	1	1	0	0	2	0	0	.278
<b>Totals</b>	<b>49</b>	<b>8</b>	<b>12</b>	<b>6</b>	<b>11</b>	<b>10</b>	<b>28</b>	<b>.293</b>

Hooks	IP	H	R	ER	BB	SO	HR	ERA
Patton	5.1	8	6	6	2	3	1	6.35
Rollandini	0.2	1	0	0	0	0	0	1.93
Martinez	2.0	0	0	0	1	2	0	1.35
Reineke	3.0	3	1	1	3	2	0	0.96
Miller (W, 1-0)	3.0	0	0	0	0	1	0	0.00
<b>Totals</b>	<b>14.0</b>	<b>12</b>	<b>7</b>	<b>7</b>	<b>6</b>	<b>8</b>	<b>1</b>	<b>3.06</b>

T: 4:59  
Att: 8,394

Just about every one of the 8,394 fans who witnessed Game 4 will tell you it's the best game they've ever seen. In an epic that lasted four hours, 59 minutes and required 14 innings, Wade Robinson ended the season with a single to right-center at 10 past midnight, scoring Jorge Cortes from second to give the Hooks the 2006 title. Robinson, who entered the game in the ninth as a defensive replacement at short, finished 3-for-3, his only hits in the post-season. The game featured dramatic and breathtaking twists and turns, none more memorable than the sensational sliding catch made by Cortes in shallow left in the top of the 11th to end the frame with the bases loaded and the score tied at 7. That play even trumped the triple play in the top of the ninth, when Josh Bonifay, playing first, made a shoestring catch on Alex Gordon's line-drive smash.





## 2012 POSTSEASON

### GAME 1 TEXAS LEAGUE SOUTH DIVISION SERIES SEPTEMBER 5, 2012 AT DR PEPPER BALLPARK

	1	2	3	4	5	6	7	8	9	R	H	E
<b>Corpus Christi</b>	1	1	0	0	0	1	1	1	0	5	11	1
<b>Frisco</b>	1	1	3	0	0	0	0	0	1	6	11	0

Hooks	AB	R	H	RBI	BB	SO	LOB	AVG
Wates, LF	5	1	2	0	0	2	3	.400
Simunic, 3B	3	0	0	0	2	1	2	.000
Singleton, 1B	5	2	2	2	0	1	3	.400
Goebbert, DH	4	0	0	0	0	1	2	.000
Locke, RF	4	0	2	1	0	0	1	.500
Fernandez, C	4	0	0	0	0	1	2	.000
Springer, CF	3	2	1	0	1	0	1	.333
Hernandez, 2B	4	0	1	0	0	1	1	.250
Orloff, SS	4	0	3	2	0	0	0	.750
<b>Totals</b>	<b>36</b>	<b>5</b>	<b>11</b>	<b>5</b>	<b>3</b>	<b>7</b>	<b>15</b>	<b>.306</b>

RoughRiders	AB	R	H	RBI	BB	SO	LOB	AVG
Beltre, CF	4	1	1	0	1	0	1	.250
Garcia, 2B	5	1	1	0	0	0	2	.200
McGuinness, 1B	5	0	2	2	0	2	0	.400
Mendonca, 3B	4	1	1	0	0	1	1	.250
Strausborger, LF	4	1	1	0	0	0	1	.250
Hoying, RF	4	1	1	2	0	0	2	.250
Majewski, DH	3	1	2	1	1	0	0	.667
Rodriguez, SS	3	0	1	1	1	0	0	.333
Felix, C	4	0	1	0	0	0	4	.250
<b>Totals</b>	<b>36</b>	<b>6</b>	<b>11</b>	<b>6</b>	<b>3</b>	<b>3</b>	<b>11</b>	<b>.306</b>

Hooks	IP	H	R	ER	BB	SO	HR	ERA
Clemens	2.2	7	5	2	1	1	1	6.75
Abreu	4.0	1	0	0	1	2	0	0.00
Chapman	1.1	1	0	0	1	0	0	0.00
Sogard (L, 0-1)	0.1	2	1	1	0	0	0	27.00
<b>Totals</b>	<b>8.1</b>	<b>11</b>	<b>6</b>	<b>3</b>	<b>3</b>	<b>3</b>	<b>1</b>	<b>3.24</b>

RoughRiders	IP	H	R	ER	BB	SO	HR	ERA
Loux	5.2	6	3	3	1	4	0	4.76
Rodebaugh	0.1	0	0	0	0	0	0	0.00
Font	1.0	2	1	1	1	1	0	9.00
Bleier	0.2	2	1	1	0	1	0	13.50
Mendez (W, 1-0)	1.1	1	0	0	1	1	0	0.00
<b>Totals</b>	<b>9.0</b>	<b>15</b>	<b>7</b>	<b>7</b>	<b>1</b>	<b>6</b>	<b>0</b>	<b>4.68</b>

T: 3:06  
Att: 2,069

Frisco chased Corpus Christi starting pitcher Paul Clemens from the game after 2 2/3 innings and carried a 5-2 lead into the sixth. The Hooks tied the contest at five after they scored a run each in the sixth, seventh and eighth innings, capped by a Jon Singleton home run to lead off the eighth. After Corpus Christi left two runners on base in the top half of the ninth inning, RoughRiders' first baseman Chris McGuinness doubled home Leury Garcia to give Frisco a 6-5 walk-off victory and a 1-0 series lead.

## 2012 POSTSEASON

### GAME 2 TEXAS LEAGUE SOUTH DIVISION SERIES SEPTEMBER 6, 2012 AT DR PEPPER BALLPARK

	1	2	3	4	5	6	7	8	9	R	H	E
Corpus Christi	0	0	2	0	0	0	0	0	0	2	7	1
Frisco	0	0	0	0	0	0	0	2	1	3	8	1

Hooks	AB	R	H	RBI	BB	SO	LOB	AVG
Wates, LF	4	1	1	1	0	0	1	.333
Simunic, 3B	4	0	2	1	0	0	0	.286
Singleton, 1B	4	0	0	0	0	3	2	.222
Goebbert, RF	3	0	1	0	1	0	0	.143
Locke, DH	4	0	0	0	0	0	3	.250
Wallace, C	4	0	2	0	0	1	0	.500
Springer, CF	4	0	0	0	0	1	2	.143
Hernandez, 2B	3	1	0	0	1	2	0	.143
Orloff, SS	2	0	1	0	0	0	0	.667
<b>Totals</b>	<b>32</b>	<b>2</b>	<b>7</b>	<b>2</b>	<b>2</b>	<b>7</b>	<b>8</b>	<b>.265</b>

RoughRiders	AB	R	H	RBI	BB	SO	LOB	AVG
Beltre, CF	4	0	0	0	0	0	3	.125
Garcia, 2B	5	2	1	1	0	0	2	.200
McGuinness, 1B	4	0	2	1	0	1	2	.444
Majewski, PR-1B	0	1	0	0	0	0	0	.667
Buchholz, DH	4	0	0	0	0	1	2	.000
Mendonca, 3B	2	0	1	0	2	1	0	.333
Strausborger, LF	4	0	2	1	0	0	1	.375
Zaneski, C	2	0	0	0	0	0	1	.000
Hoying, PH	1	0	0	0	0	1	2	.667
Felix, C	0	0	0	0	0	0	0	.250
Prince, RF	3	0	2	0	1	1	2	.667
Rodriguez, SS	2	0	0	0	2	0	4	.200
<b>Totals</b>	<b>31</b>	<b>3</b>	<b>8</b>	<b>3</b>	<b>5</b>	<b>5</b>	<b>19</b>	<b>.284</b>

Hooks	IP	H	R	ER	BB	SO	HR	ERA
Rasmussen	7.0	5	0	0	3	2	0	0.00
Chapman	0.1	1	2	1	1	1	0	5.40
Stoffel (L, 0-1)	1.1	2	1	1	1	2	1	6.75
<b>Totals</b>	<b>8.2</b>	<b>8</b>	<b>3</b>	<b>2</b>	<b>5</b>	<b>5</b>	<b>1</b>	<b>2.65</b>

RoughRiders	IP	H	R	ER	BB	SO	HR	ERA
Boscan	6.0	5	2	2	2	2	0	3.00
Grimm	2.0	2	0	0	0	2	0	0.00
Rodebaugh (W, 1-0)	1.0	0	0	0	0	3	0	0.00
<b>Totals</b>	<b>9.0</b>	<b>7</b>	<b>2</b>	<b>2</b>	<b>2</b>	<b>7</b>	<b>0</b>	<b>3.50</b>

T: 2:47  
Att: 2,803

Corpus Christi went 61-1 during the regular season when it led after seven innings. After starting pitcher Rob Rasmussen staked the Hooks to a 2-0 lead heading to the bottom of the eighth, manager Keith Bodie turned to his reliable bullpen duo of Kevin Chapman and Jason Stoffel. The RoughRiders touched Chapman for a pair of runs to tie the game in the eighth, before Stoffel allowed a solo home run to Leury Garcia, who hit just two long balls during the regular season, in the ninth. The blast gave Frisco a 3-2 win, its second straight walk-off victory and a 2-0 series lead.





## 2012 POSTSEASON

### GAME 3 TEXAS LEAGUE SOUTH DIVISION SERIES

SEPTEMBER 7, 2012 AT WHATABURGER FIELD

	1	2	3	4	5	6	7	8	9	R	H	E
<b>Frisco</b>	0	0	0	0	0	2	0	0	3	5	13	0
<b>Corpus Christi</b>	0	0	0	0	0	0	0	0	0	0	2	0

<b>RoughRiders</b>	AB	R	H	RBI	BB	SO	LOB	AVG
Beltre, CF	5	1	2	2	0	1	1	.231
Garcia, 2B	5	1	2	0	0	0	1	.267
McGuiness, 1B	3	0	2	1	1	1	0	.500
Mendonca, 3B	4	0	1	0	0	3	4	.300
Strausborger, LF	4	0	1	1	0	1	2	.333
Hoying, RF	4	1	1	0	0	0	2	.222
Majewski, DH	3	1	1	0	1	1	0	.500
Rodriguez, SS	4	1	2	1	0	0	1	.333
Felix, C	4	0	1	0	0	0	3	.250
<b>Totals</b>	<b>36</b>	<b>5</b>	<b>13</b>	<b>5</b>	<b>2</b>	<b>7</b>	<b>14</b>	<b>.311</b>

<b>Hooks</b>	AB	R	H	RBI	BB	SO	LOB	AVG
Grossman, CF	3	0	0	0	1	1	1	.000
Villar, SS	0	0	0	0	0	0	0	.000
Simunic, 3B	3	0	0	0	0	0	2	.200
Springer, PH-CF	1	0	0	0	0	1	1	.125
Singleton, 1B	4	0	0	0	0	0	2	.154
Lowrie, DH	4	0	0	0	0	4	0	.000
Goebbert, RF	3	0	0	0	1	0	0	.100
Wates, LF	2	0	0	0	1	1	1	.273
Fernandez, C	3	0	0	0	0	0	2	.000
Hernandez, 2B	3	0	2	0	0	0	0	.300
Orloff, SS-3B	3	0	0	0	0	0	2	.444
<b>Totals</b>	<b>29</b>	<b>0</b>	<b>2</b>	<b>0</b>	<b>3</b>	<b>7</b>	<b>11</b>	<b>.206</b>

<b>RoughRiders</b>	IP	H	R	ER	BB	SO	HR	ERA
Tepesch (W, 1-0)	7.0	1	0	0	3	4	0	0.00
Font	0.2	1	0	0	0	1	0	5.40
Wolf (S, 1)	1.1	0	0	0	0	2	0	0.00
<b>Totals</b>	<b>9.0</b>	<b>2</b>	<b>0</b>	<b>0</b>	<b>3</b>	<b>7</b>	<b>0</b>	<b>2.33</b>

<b>Hooks</b>	IP	H	R	ER	BB	SO	HR	ERA
Seaton (L, 0-1)	7.1	10	2	2	1	6	0	2.45
Sogard	0.1	0	0	0	0	1	0	13.50
Zeid	0.2	1	2	2	1	0	0	27.00
Stoffel	0.2	2	1	1	0	0	0	9.00
<b>Totals</b>	<b>9.0</b>	<b>13</b>	<b>5</b>	<b>5</b>	<b>2</b>	<b>7</b>	<b>0</b>	<b>3.46</b>

T: 2:50  
Att: 5,059

In front of 5,059 fans and in the first playoff game at Whataburger Field since 2006, Hooks starting pitcher Ross Seaton delivered, but Corpus Christi's bats did not. Seaton allowed two earned runs and struck out six RoughRiders in 7 1/3 innings, while the Hooks bats went silent against Frisco starter Nick Tepesch. Corpus Christi managed just one hit in seven innings against Tepesch, while rehabbing Astro Jed Lowrie went 0-for-4 with four strikeouts out of the cleanup spot. The RoughRiders scored three runs in the ninth inning against the Hooks bullpen to secure a 5-0 win and a series sweep.





## 2013 POSTSEASON

### GAME 1 TEXAS LEAGUE SOUTH DIVISION SERIES SEPTEMBER 4, 2013 AT WHATABURGER FIELD

	1	2	3	4	5	6	7	8	9	10	11	R	H	E
San Antonio	0	0	0	0	0	1	0	0	0	0	0	1	8	0
Corpus Christi	0	0	0	0	0	0	1	0	0	0	1	2	6	1

San Antonio	AB	R	H	RBI	BB	SO	LOB	AVG
Noel, CF	3	1	1	0	1	0	0	.333
Spangenberg, 2B	4	0	1	0	0	3	3	.250
Buschini, LF	4	0	1	0	1	0	3	.250
Medica, 1B	4	0	2	1	1	0	1	.500
Blackwood, 3B	4	0	0	0	0	1	4	.000
Asencio, RF	4	0	2	0	1	1	0	.500
Kral, DH	3	0	0	0	0	2	2	.000
a-Orr, PH-DH	2	0	0	0	0	2	3	.000
Hedges, C	5	0	0	0	0	1	5	.000
Valdez, J, SS	4	0	1	0	0	0	2	.250
<b>Totals</b>	<b>37</b>	<b>1</b>	<b>8</b>	<b>1</b>	<b>4</b>	<b>10</b>	<b>23</b>	<b>.216</b>

Corpus Christi	AB	R	H	RBI	BB	SO	LOB	AVG
Torreyes, SS	4	0	1	0	1	0	0	.250
Hernandez, E, 2B	3	0	0	0	2	2	1	.000
Tucker, LF	5	0	1	0	0	0	4	.200
Santana, D, RF	4	2	2	0	1	1	1	.500
Castro, E, 1B	3	0	1	0	2	0	1	.333
Meyer, J, 3B	3	0	0	0	1	2	4	.000
Duffy, DH	4	0	1	2	0	1	2	.250
Muren, CF	4	0	0	0	0	1	3	.000
Alvarez, L, C	4	0	0	0	0	1	0	.000
<b>Totals</b>	<b>34</b>	<b>2</b>	<b>6</b>	<b>2</b>	<b>7</b>	<b>8</b>	<b>16</b>	<b>.176</b>

San Antonio	IP	H	R	ER	BB	SO	HR	ERA
Wisler	6.1	2	1	1	3	4	0	1.42
Kelly, R (BS, 1)	0.1	2	0	0	0	1	0	0.00
Ibarra, J	0.1	0	0	0	0	0	0	0.00
Campos, L	2.0	0	0	0	2	3	0	0.00
Needy (L, 0-1)	1.2	2	1	1	2	0	0	5.40
<b>Totals</b>	<b>10.2</b>	<b>6</b>	<b>2</b>	<b>2</b>	<b>7</b>	<b>8</b>	<b>0</b>	<b>1.69</b>

Corpus Christi	IP	H	R	ER	BB	SO	HR	ERA
Foltynewicz	7.0	5	1	1	2	6	0	1.29
Sogard	2.0	1	0	0	1	2	0	0.00
Dufek (W, 1-0)	2.0	2	0	0	1	2	0	0.00
<b>Totals</b>	<b>11.0</b>	<b>8</b>	<b>1</b>	<b>1</b>	<b>4</b>	<b>10</b>	<b>0</b>	<b>0.82</b>

T: 3:11  
Att: 7,138

After splitting their 28 regular-season contests, the Hooks and Missions treated the Whataburger Field faithful of 7,000-strong to a dandy in Game 1. With the score level in the 11th, Domingo Santana opened the frame with a single to left. Following a walk and a sac bunt, Matt Duffy lifted a sac fly to right field for Corpus Christi's 12th walk-off win of 2013. Duffy also accounted for the Hooks initial run with a two-out RBI single in the seventh. Mike Foltynewicz shined in his first career playoff start. Jonas Dufek, who won seven of his 14 regular-season appearances while permitting one earned run, got the final out in the 11th with a pair in scoring position.



## 2013 POSTSEASON

### GAME 2 TEXAS LEAGUE SOUTH DIVISION SERIES SEPTEMBER 5, 2013 AT WHATABURGER FIELD

	1	2	3	4	5	6	7	8	9	R	H	E
San Antonio	0	0	0	2	0	0	0	0	0	2	12	0
Corpus Christi	0	0	0	0	0	0	0	0	0	0	5	0

San Antonio	AB	R	H	RBI	BB	SO	LOB	AVG
Noel, CF	5	0	3	0	0	1	2	.500
Spangenberg, 2B	4	1	1	0	1	2	5	.250
Buschini, LF	5	1	1	1	0	1	3	.222
Medica, 1B	4	0	1	0	0	2	1	.375
Blackwood, 3B	4	0	0	0	0	1	3	.000
Asencio, RF	4	0	3	1	0	0	0	.625
Kral, DH	3	0	0	0	1	0	4	.000
Gale, C	4	0	2	0	0	0	0	.500
Valdez, J, SS	4	0	1	0	0	1	3	.250
<b>Totals</b>	<b>37</b>	<b>2</b>	<b>12</b>	<b>2</b>	<b>2</b>	<b>8</b>	<b>21</b>	<b>.270</b>

Corpus Christi	AB	R	H	RBI	BB	SO	LOB	AVG
Torreyes, SS	4	0	2	0	0	0	0	.375
Tucker, LF	3	0	0	0	1	0	0	.125
Castro, E, 1B	3	0	0	0	0	0	2	.167
Santana, D, RF	2	0	0	0	2	1	0	.333
Corporan, DH	4	0	1	0	0	3	4	.250
Duffy, 3B	4	0	1	0	0	0	1	.250
Muren, CF	3	0	1	0	0	1	0	.143
Hernandez, E, 2B	3	0	0	0	0	0	2	.000
Alvarez, L, C	2	0	0	0	0	0	0	.000
Burgess, PH	1	0	0	0	0	0	2	.000
McCurdy, C	0	0	0	0	0	0	0	.000
<b>Totals</b>	<b>29</b>	<b>0</b>	<b>5</b>	<b>0</b>	<b>3</b>	<b>5</b>	<b>11</b>	<b>.175</b>

San Antonio	IP	H	R	ER	BB	SO	HR	ERA
Bonine (W, 1-0)	7.0	5	0	0	3	2	0	0.00
Sexton, T (H, 1)	1.0	0	0	0	0	1	0	0.00
McBryde (S, 1)	1.0	0	0	0	0	2	0	0.00
<b>Totals</b>	<b>9</b>	<b>5</b>	<b>0</b>	<b>0</b>	<b>3</b>	<b>5</b>	<b>0</b>	<b>0.92</b>

Corpus Christi	IP	H	R	ER	BB	SO	HR	ERA
Tropeano (L, 0-1)	7.0	7	2	2	2	7	0	2.57
Quevedo	1.1	5	0	0	0	0	0	0.00
Hallock	0.1	0	0	0	0	1	0	0.00
Lamb, C	0.1	0	0	0	0	0	0	0.00
<b>Totals</b>	<b>9.0</b>	<b>12</b>	<b>2</b>	<b>2</b>	<b>2</b>	<b>8</b>	<b>0</b>	<b>1.35</b>

T: 2:48  
Att: 4,116

San Antonio finished the regular year with a Texas League best 3.19 ERA and tied Corpus Christi for the most shutouts in the circuit with 14. Veteran knuckleballer Eddie Bonine picked up on the theme quite nicely in Game 2, holding the Hooks to five singles en route to the victory. Only three Corpus Christi runners advanced to second base in his seven innings of work. Bonine's effort spoiled a solid start by Nick Tropeano. Fourth-inning doubles by Adam Buschini and Yeison Asencio gave the Missions a 2-0 lead they would not relinquish.

## 2013 POSTSEASON

### GAME 3 TEXAS LEAGUE SOUTH DIVISION SERIES SEPTEMBER 6, 2013 AT WOLFF STADIUM

	1	2	3	4	5	6	7	8	9	10	11	12	R	H	E
<b>Corpus Christi</b>	0	0	2	0	0	0	0	2	2	0	0	0	6	13	1
<b>San Antonio</b>	3	0	0	0	0	0	1	2	0	0	0	1	7	9	2

<b>Corpus Christi</b>	AB	R	H	RBI	BB	SO	LOB	AVG
Torreyes, SS	4	2	2	0	1	1	2	.417
Heras, L, LF	5	1	3	1	0	1	4	.600
Castro, E, 1B	5	0	1	2	0	2	4	.182
Santana, D, RF	6	0	2	1	0	1	3	.333
Tucker, DH	6	0	1	1	0	3	4	.143
Corporan, C	2	0	0	0	0	0	0	.167
McCurdy, C	1	0	0	0	1	0	0	.000
Duffy, PH	1	0	0	0	0	1	2	.222
Alvarez, L, C	1	0	0	0	0	0	0	.000
Meyer, J, 3B	5	0	0	0	1	2	3	.000
Muren, CF	6	1	2	0	0	2	4	.231
Hernandez, E, 2B	4	2	2	0	0	1	1	.200
<b>Totals</b>	<b>46</b>	<b>6</b>	<b>13</b>	<b>5</b>	<b>3</b>	<b>14</b>	<b>27</b>	<b>.220</b>

<b>San Antonio</b>	AB	R	H	RBI	BB	SO	LOB	AVG
Noel, CF	5	1	2	1	1	1	0	.462
Spangenberg, 2B	6	2	2	0	0	1	1	.286
Buschini, LF	5	1	1	0	0	1	2	.214
Medica, 1B	3	1	0	1	1	1	0	.273
Blackwood, 3B	4	0	2	4	0	1	0	.167
Asencio, RF	5	0	1	0	0	1	2	.462
Hedges, C	3	1	0	0	2	2	2	.000
Gale, DH	4	0	1	0	0	0	1	.375
Williams, E, PR-DH	0	1	0	0	0	0	0	.000
Valdez, J, SS	5	0	0	0	0	0	2	.154
<b>Totals</b>	<b>40</b>	<b>7</b>	<b>9</b>	<b>6</b>	<b>4</b>	<b>8</b>	<b>10</b>	<b>.254</b>

<b>Corpus Christi</b>	IP	H	R	ER	BB	SO	HR	ERA
Cruz, L	6.1	4	4	4	3	6	0	5.68
Sogard	1.0	3	2	2	0	0	0	6.00
Dufek	3.2	1	0	0	0	2	0	0.00
Quevedo (L, 0-1)	0.2	1	1	0	1	0	0	0.00
<b>Totals</b>	<b>11.2</b>	<b>9</b>	<b>7</b>	<b>6</b>	<b>4</b>	<b>8</b>	<b>0</b>	<b>2.56</b>

<b>San Antonio</b>	IP	H	R	ER	BB	SO	HR	ERA
Roach	6.2	6	2	2	1	4	0	2.70
Sexton, T (H, 2)	0.1	0	0	0	0	0	0	0.00
Campos, L (BS, 1)	1.0	3	2	2	1	2	0	6.00
McBryde (BS, 1)	1.0	4	2	2	0	3	0	9.00
Kelly, R	1.0	0	0	0	1	2	0	0.00
Branham (W, 1-0)	2.0	0	0	0	0	3	0	0.00
<b>Totals</b>	<b>12.0</b>	<b>13</b>	<b>6</b>	<b>6</b>	<b>3</b>	<b>14</b>	<b>0</b>	<b>2.27</b>

T: 3:48  
Att: 4,833

A 12th-inning collapse and the inability to make clutch contact doomed Corpus Christi in Game 3. Rocky Gale hit a lead-off double in the 12th. Carlos Quevedo managed to keep pinch-runner Everett Williams at second as Jeudy Valdez hit a ground ball directly to Jonathan Meyer at third. With one away and first open, Rico Noel was walked intentionally. Cory Spangenberg then hit a fly ball to center field. Drew Muren made the catch but tried to double off Noel. His throw sailed into the Hooks dugout, securing the Missions' walk-off win. The Hooks had rallied to tie the game in the eighth and ninth innings but struggled overall at the plate. Corpus Christi struck out 14 times - seven of those Ks stranded seven men on base from the eighth thru the 10th.





## 2013 POSTSEASON

### GAME 4 TEXAS LEAGUE SOUTH DIVISION SERIES SEPTEMBER 7, 2013 AT WOLFF STADIUM

	1	2	3	4	5	6	7	8	9	R	H	E
<b>Corpus Christi</b>	0	0	0	0	0	0	0	0	1	1	5	1
<b>San Antonio</b>	0	0	0	0	0	0	0	0	0	0	5	1

<b>Corpus Christi</b>	AB	R	H	RBI	BB	SO	LOB	AVG
Torreyes, 2B-SS	4	0	0	0	0	0	4	.313
Heras, L, LF	4	0	1	0	0	0	3	.444
Hernandez, E, PH-2B	1	0	0	0	0	0	2	.182
Castro, E, 1B	4	0	1	0	0	1	2	.200
Santana, D, RF	3	0	0	0	1	2	1	.267
Duffy, DH	4	0	1	0	0	1	2	.231
Corporan, C	1	0	0	0	1	0	2	.143
McCurdy, C	0	1	0	0	1	0	0	.000
Meyer, J, 3B	3	0	1	0	0	1	2	.091
Mier, SS	3	0	0	0	0	2	2	.000
Burgess, PH-LF	1	0	1	1	0	0	0	.500
Muren, CF	3	0	0	0	1	0	2	.188
<b>Totals</b>	<b>31</b>	<b>1</b>	<b>5</b>	<b>1</b>	<b>4</b>	<b>7</b>	<b>22</b>	<b>.207</b>

<b>San Antonio</b>	AB	R	H	RBI	BB	SO	LOB	AVG
Noel, CF	4	0	1	0	0	1	0	.412
Spangenberg, 2B	4	0	0	0	0	2	1	.222
Buschini, LF	4	0	1	0	0	2	0	.222
Medica, 1B	4	0	1	0	0	0	1	.267
Blackwood, 3B	4	0	2	0	0	0	2	.250
Asencio, RF	4	0	0	0	0	1	5	.353
Gale, C	2	0	0	0	1	0	1	.300
Williams, E, DH	3	0	0	0	0	2	3	.000
Valdez, J, SS	3	0	0	0	0	2	3	.125
<b>Totals</b>	<b>32</b>	<b>0</b>	<b>5</b>	<b>0</b>	<b>1</b>	<b>10</b>	<b>16</b>	<b>.233</b>

<b>Corpus Christi</b>	IP	H	R	ER	BB	SO	HR	ERA
Alaniz	7.0	3	0	0	1	6	0	0.00
Gonzalez, E (W, 1-0)	1.0	1	0	0	0	3	0	0.00
Sogard (S, 1)	1.0	1	0	0	0	1	0	4.50
<b>Totals</b>	<b>9.0</b>	<b>5</b>	<b>0</b>	<b>0</b>	<b>1</b>	<b>10</b>	<b>0</b>	<b>1.99</b>

<b>San Antonio</b>	IP	H	R	ER	BB	SO	HR	ERA
Oramas	6.0	3	0	0	2	5	0	0.00
Sexton, T	2.0	1	0	0	1	2	0	0.00
McBryde (L, 0-1)	0.2	1	1	1	1	0	0	10.13
Ibarra, J	0.1	0	0	0	0	0	0	0.00
<b>Totals</b>	<b>9.0</b>	<b>5</b>	<b>1</b>	<b>1</b>	<b>4</b>	<b>7</b>	<b>0</b>	<b>1.99</b>

T: 3:48  
Att: 4,833

With his club on the brink of elimination, Ruben Alaniz delivered. The La Grulla native permitted three singles and one walk while striking out a season-high six batters. Facing Missions closer Jeremy McBryde in the ninth, Ryan McCurdy coaxed a four-pitch, lead-off walk. Jonathan Meyer executed a sac bunt but McBryde's throw hit Meyer in the back. McCurdy advanced to third on the play. With the infield drawn in, pinch-hitter Michael Burgess smacked a base hit up the middle, plating the lone run of the game. Alex Sogard survived a lead-off single in the home half and managed to get the final out with the tying run 90 feet away. The result marked Corpus Christi's sixth 1-0 victory of the season and the first postseason 1-0 win in club history.



## 2013 POSTSEASON

### GAME 5 TEXAS LEAGUE SOUTH DIVISION SERIES SEPTEMBER 8, 2013 AT WHATABURGER FIELD

	1	2	3	4	5	6	7	8	9	R	H	E
San Antonio	3	1	0	0	0	0	0	1	0	5	8	2
Corpus Christi	0	0	0	0	2	0	0	1	0	3	9	3

San Antonio	AB	R	H	RBI	BB	SO	LOB	AVG
Noel, CF	4	2	1	0	0	1	1	.381
Spangenberg, 2B	5	1	2	1	0	1	1	.261
Buschini, LF	4	2	2	1	0	0	1	.273
Medica, 1B	5	0	1	0	0	1	5	.250
Blackwood, 3B	4	0	0	0	0	1	4	.200
Asencio, RF	3	0	0	0	0	1	0	.300
Hedges, C	4	0	2	1	0	0	1	.167
Gale, DH	4	0	0	0	0	0	2	.214
Valdez, J, SS	3	0	0	0	1	0	1	.105
<b>Totals</b>	<b>36</b>	<b>5</b>	<b>8</b>	<b>3</b>	<b>1</b>	<b>5</b>	<b>16</b>	<b>.231</b>

Corpus Christi	AB	R	H	RBI	BB	SO	LOB	AVG
Torreyes, SS	5	0	1	2	0	1	3	.286
Hernandez, E, 2B	5	0	0	0	0	3	4	.125
Tucker, LF	3	1	0	0	1	2	2	.118
Santana, D, RF	4	0	3	0	0	0	0	.368
Castro, E, 1B	4	0	0	1	0	1	4	.158
Duffy, DH	3	0	2	0	0	0	0	.313
Heras, L, PH-DH	1	0	0	0	0	1	1	.400
Meyer, J, 3B	4	1	1	0	0	2	2	.133
Muren, CF	3	1	1	0	1	1	0	.211
McCurdy, C	1	0	0	0	1	0	0	.000
Burgess, PH	1	0	1	0	0	0	0	.667
<b>Totals</b>	<b>34</b>	<b>3</b>	<b>9</b>	<b>3</b>	<b>3</b>	<b>11</b>	<b>16</b>	<b>.218</b>

San Antonio	IP	H	R	ER	BB	SO	HR	ERA
Geer (W, 1-0)	6.0	7	2	2	1	7	0	3.00
Branham (H, 1)	1.1	1	1	1	1	2	0	2.70
Ibarra, J (H, 1)	0.1	0	0	0	0	0	0	0.00
Campos, L (S, 1)	1.1	1	0	0	1	2	0	4.15
<b>Totals</b>	<b>9.0</b>	<b>9</b>	<b>3</b>	<b>3</b>	<b>3</b>	<b>11</b>	<b>0</b>	<b>2.17</b>

Corpus Christi	IP	H	R	ER	BB	SO	HR	ERA
Rollins (L, 0-1)	3.0	5	4	1	0	2	0	3.00
Quevedo	4.0	1	0	0	0	2	0	0.00
Gonzalez, E	1.0	2	1	1	0	0	0	4.50
Sogard	1.0	0	0	0	1	1	0	3.60
<b>Totals</b>	<b>9.0</b>	<b>8</b>	<b>5</b>	<b>2</b>	<b>1</b>	<b>5</b>	<b>0</b>	<b>1.99</b>

T: 2:58  
Att: 3,608

San Antonio jumped out to an early 4-0 advantage and never looked back. Former TL Pitcher of the Year Josh Geer authored a gritty performance, striking out a season-high seven batters. Hooks hurler David Rollins, making his first postseason start, was snake bit in the first. A lead-off double, bunt base hit and RBI single from Adam Buschini put the Missions on the board. Two outs later, Rollins induced a soft ground ball but his throw to first sailed, allowing two runs to score. A fielding error by Ronny Torreyes opened the second and paved the way toward another unearned SA run. Torreyes' two-run single in the fifth cut the SA advantage in half. Leonel Campos stranded two in the ninth to earn the save and secure the South Division title. The Missions went on to capture the Texas League crown after besting Arkansas in five games.



## 2015 POSTSEASON

### GAME 1 TEXAS LEAGUE SOUTH DIVISION SERIES SEPTEMBER 9, 2015 AT WHATABURGER FIELD

	1	2	3	4	5	6	7	8	9	R	H	E
Midland	1	1	0	0	0	0	0	0	0	2	6	0
Corpus Christi	2	2	2	0	1	0	2	0	x	9	12	0

Midland	AB	R	H	RBI	BB	SO	LOB	AVG
Oberacker, CF	3	1	1	0	1	0	2	.333
Walsh, 2B	3	0	0	0	1	3	4	.000
Aliotti, 1B	4	0	0	0	0	2	3	.000
Nunez, R, DH	4	0	1	1	0	1	0	.250
Pinder, SS	4	0	1	0	0	2	1	.250
Olson, RF	4	0	0	0	0	1	1	.000
Healy, R, 3B	4	0	1	0	0	1	1	.250
Whitaker, LF	3	1	1	1	0	1	1	.333
Maxwell, C	3	0	1	0	0	0	0	.333
<b>Totals</b>	<b>32</b>	<b>2</b>	<b>6</b>	<b>2</b>	<b>2</b>	<b>11</b>	<b>13</b>	<b>.188</b>

Corpus Christi	AB	R	H	RBI	BB	SO	LOB	AVG
Vasquez, D, LF	5	1	2	0	0	0	5	.400
Hernandez, T, CF	5	1	2	0	0	1	1	.400
Moran, 3B	4	0	0	1	0	1	2	.000
Reed, DH	5	2	2	0	0	0	0	.400
Kemmer, RF	2	1	0	0	1	0	1	.000
Mier, SS	3	1	1	0	1	0	1	.333
Gregor, 1B	3	2	3	2	1	0	0	1.000
Pena, R, C	2	1	2	5	1	0	0	1.000
Moon, 2B	4	0	0	0	0	1	6	.000
<b>Totals</b>	<b>33</b>	<b>9</b>	<b>12</b>	<b>8</b>	<b>4</b>	<b>3</b>	<b>16</b>	<b>.364</b>

Midland	IP	H	R	ER	BB	SO	HR	ERA
Frazier (L, 0-1)	5.0	9	7	7	3	1	2	12.60
Avila, A	2.0	3	2	2	1	0	0	9.00
Hall	1.0	0	0	0	0	2	0	0.00
<b>Totals</b>	<b>8.0</b>	<b>12</b>	<b>9</b>	<b>9</b>	<b>4</b>	<b>3</b>	<b>2</b>	<b>10.13</b>

Corpus Christi	IP	H	R	ER	BB	SO	HR	ERA
Devenski (W, 1-0)	6.0	5	2	2	1	9	1	3.00
West	2.0	0	0	0	1	1	0	0.00
Sanudo	1.0	1	0	0	0	1	0	0.00
<b>Totals</b>	<b>9.0</b>	<b>6</b>	<b>2</b>	<b>2</b>	<b>2</b>	<b>11</b>	<b>1</b>	<b>2.00</b>

T: 2:21  
Att: 4,472

Roberto Pena had accounted for five RBIs in his final 17 games of 2015. He matched that output in Game 1 of the postseason. Batting seventh and eighth in the Hooks lineup, Conrad Gregor and Pena combined to go 5-for-5 with a double and two home runs. Chris Devenski aced his starting assignment, striking out a season-high nine batters over six innings. Devenski permitted a couple of early runs, including a mammoth solo shot off the bat of Josh Whitaker in the second. Following the blast, Corpus Christi's Pitcher of the Year limited Midland to a walk and two singles until his exit. Aaron West and Gonzalo Sanudo teamed for three scoreless innings of relief. A.J. Reed and Danry Vasquez each turned in a pair of doubles to aid the offensive.





## 2015 POSTSEASON

### GAME 2 TEXAS LEAGUE SOUTH DIVISION SERIES SEPTEMBER 10, 2015 AT WHATABURGER FIELD

	1	2	3	4	5	6	7	8	9	R	H	E
Midland	0	1	0	1	0	0	0	0	7	9	13	0
Corpus Christi	0	0	0	1	0	0	1	0	1	3	6	0

Midland	AB	R	H	RBI	BB	SO	LOB	AVG
Oberacker, CF	4	1	0	0	1	0	2	.143
Walsh, 2B	5	1	1	1	0	2	2	.125
Aliotti, 1B	4	1	3	1	1	0	0	.375
Nunez, R, DH	4	1	2	4	0	1	2	.375
Pinder, SS	5	0	0	0	0	2	3	.111
Healy, R, 3B	5	1	1	0	0	1	1	.222
Olson, RF	3	1	2	1	1	0	0	.286
Whitaker, LF	4	2	3	1	0	0	1	.571
Taylor, C	2	0	0	0	1	0	2	.000
a-Brugman, PH	1	1	1	1	0	0	0	1.000
Maxwell, C	0	0	0	0	0	0	0	.333
<b>Totals</b>	<b>37</b>	<b>9</b>	<b>13</b>	<b>9</b>	<b>4</b>	<b>6</b>	<b>13</b>	<b>.275</b>

Corpus Christi	AB	R	H	RBI	BB	SO	LOB	AVG
Vasquez, D, LF	3	0	0	0	0	1	2	.250
Hernandez, T, CF	4	0	1	0	0	1	1	.333
Moran, 3B	4	1	1	1	0	1	3	.125
Reed, DH	4	0	0	0	0	0	2	.222
Kemmer, RF	4	1	0	0	0	2	0	.000
Mier, SS	4	0	1	1	0	2	0	.286
Gregor, 1B	4	1	2	1	0	1	1	.714
Pena, R, C	4	0	0	0	0	1	2	.333
Mayfield, 2B	3	0	1	0	0	1	1	.333
<b>Totals</b>	<b>34</b>	<b>3</b>	<b>6</b>	<b>3</b>	<b>0</b>	<b>10</b>	<b>12</b>	<b>.269</b>

Midland	IP	H	R	ER	BB	SO	HR	ERA
Manaea	7.0	3	2	2	0	8	1	2.57
Doolittle	0.1	2	0	0	0	1	0	0.00
Urlaub (W, 1-0)	0.2	0	0	0	0	0	0	0.00
McCurry	1.0	1	1	1	0	1	1	9.00
<b>Totals</b>	<b>9.0</b>	<b>6</b>	<b>3</b>	<b>3</b>	<b>0</b>	<b>10</b>	<b>2</b>	<b>6.35</b>

Corpus Christi	IP	H	R	ER	BB	SO	HR	ERA
Alaniz	5.0	6	2	2	0	3	1	3.60
Holmes, B	2.0	2	0	0	2	3	0	0.00
Gustave (L, 0-1)	1.1	3	5	5	2	0	0	33.75
Minnis	0.2	2	2	2	0	0	1	27.00
<b>Totals</b>	<b>9.0</b>	<b>13</b>	<b>9</b>	<b>9</b>	<b>4</b>	<b>6</b>	<b>2</b>	<b>5.50</b>

T: 3:07  
Att: 4,266

Renato Nunez's grand slam capped a seven-run, ninth-inning outburst for the RockHounds and cemented a Game 2 victory for Midland. Corpus Christi trailed 2-1 heading into the home seventh. Hounds ace Sean Manaea retired the first batter quickly and then struck out Jon Kemmer, but Manaea's decisive pitch sailed to the backstop, allowing Kemmer to reach. Jio Mier hit a sinking line drive into right field which scooted past a charging Matt Olson. Kemmer scored from first on the play to tie the game at 2. Jandel Gustave secured the final two outs in the eighth and retired the lead-off man in the ninth. Following a controversial walk to Matt Olson, singles by Josh Whitaker and pinch-hitter Jaycob Brugman put Midland in front 3-2. The next four RockHounds reached, including Nunez who crushed the first pitch from Albert Minnis off the batters' eye in center field. Corpus Christi went 0-for-7 with men in scoring position.



## 2015 POSTSEASON

### GAME 3 TEXAS LEAGUE SOUTH DIVISION SERIES SEPTEMBER 11, 2015 AT SECURITY BANK BALLPARK

	1	2	3	4	5	6	7	8	9	R	H	E
Corpus Christi	0	0	0	0	3	0	0	2	0	5	10	1
Midland	2	1	1	1	1	3	0	0	x	9	14	0

Corpus Christi	AB	R	H	RBI	BB	SO	LOB	AVG
Vasquez, D, LF	4	0	1	1	1	0	2	.250
Hernandez, T, CF	4	0	2	1	1	1	0	.385
Moran, 3B	5	0	2	0	0	2	3	.231
Reed, 1B	4	1	1	0	1	1	4	.231
Kemmer, RF	5	1	1	0	0	2	2	.091
Mier, SS	2	1	0	0	1	0	0	.222
Gregor, DH	4	0	1	1	0	1	1	.545
Pena, R, C	4	1	1	0	0	1	3	.300
Moon, 2B	3	1	1	2	0	0	0	.143
<b>Totals</b>	<b>35</b>	<b>5</b>	<b>10</b>	<b>5</b>	<b>4</b>	<b>8</b>	<b>15</b>	<b>.275</b>

Midland	AB	R	H	RBI	BB	SO	LOB	AVG
Brugman, CF-LF	4	2	2	3	1	0	3	.600
Walsh, 2B	4	2	2	0	1	2	3	.250
Aliotti, 1B	3	0	1	0	1	1	2	.364
Nunez, R, DH	4	0	2	3	1	0	0	.417
Pinder, SS	4	1	1	1	0	1	5	.154
Kirkland, SS	0	0	0	0	0	0	0	.000
Healy, R, 3B	5	1	4	1	0	0	0	.429
Olson, RF	4	0	0	0	1	0	6	.182
Whitaker, LF	3	1	1	0	0	1	5	.500
Oberacker, CF	2	0	0	0	0	0	1	.111
Maxwell, C	3	2	1	1	2	1	1	.333
<b>Totals</b>	<b>36</b>	<b>9</b>	<b>14</b>	<b>9</b>	<b>7</b>	<b>6</b>	<b>26</b>	<b>.314</b>

Corpus Christi	IP	H	R	ER	BB	SO	HR	ERA
Westwood (L, 0-1)	2.2	6	4	3	4	2	0	10.13
Guduan	1.0	4	1	1	0	0	0	9.00
Dorris	0.2	0	1	1	3	2	0	13.50
Sanudo	2.2	4	3	3	0	2	1	7.36
Minnis	1.0	0	0	0	0	0	0	10.80
<b>Totals</b>	<b>8.0</b>	<b>14</b>	<b>9</b>	<b>8</b>	<b>7</b>	<b>6</b>	<b>1</b>	<b>6.58</b>

Midland	IP	H	R	ER	BB	SO	HR	ERA
Jensen (W, 1-0)	6.0	6	3	3	1	6	0	4.50
Healy, T	1.0	1	0	0	2	0	0	0.00
Joseph	1.0	3	2	2	0	1	0	18.00
Urlaub	1.0	0	0	0	1	1	0	0.00
<b>Totals</b>	<b>9.0</b>	<b>10</b>	<b>5</b>	<b>5</b>	<b>4</b>	<b>8</b>	<b>0</b>	<b>5.88</b>

T: 3:28  
Att: 3,871

The RockHounds scored in each of the first six frames and received a quality start from Chris Jensen en route to a 2-1 lead in the series. Jensen held Corpus Christi to two hits through four frames as Midland established a 5-0 lead. In the fifth, Jio Mier worked a lead-off walk and, one out later, consecutive hits by Roberto Pena, Chan-Jong Moon, Danry Vasquez and Teoscar Hernandez pushed three runs across. Pena and Hernandez bookended the rally with doubles. Jacob Dorris, who was assigned to CC that afternoon from Quad Cities, struggled with command in the bottom half. Dorris walked three and hit a batter, giving Midland a 6-3 edge. The Hounds tacked on three more in the sixth against Gonzalo Sanudo. The final blow was a two-run shot to right field by Jaycob Brugman. Brugman and Renato Nunez combined for six RBIs. Ryon Healy paced Midland's 14-hit attack with four knocks of his own.





## 2015 POSTSEASON

### GAME 4 TEXAS LEAGUE SOUTH DIVISION SERIES SEPTEMBER 12, 2015 AT SECURITY BANK BALLPARK

	1	2	3	4	5	6	7	8	9	R	H	E
Corpus Christi	0	0	0	0	0	0	1	0	0	1	9	0
Midland	0	1	2	1	0	0	0	0	x	4	11	2

Corpus Christi	AB	R	H	RBI	BB	SO	LOB	AVG
Heras, LF	5	0	0	0	0	3	3	.000
Hernandez, T, CF	5	0	1	0	0	0	2	.333
Moran, 3B	4	0	1	0	0	0	0	.235
Reed, DH	4	0	1	0	0	2	2	.235
Kemmer, RF	3	0	1	0	1	1	1	.143
Mayfield, 2B	4	0	1	0	0	1	4	.286
Gregor, 1B	4	0	0	0	0	2	7	.400
Gonzalez, A, C	4	1	3	0	0	0	3	.750
Mier, SS	4	0	1	1	0	1	2	.231
<b>Totals</b>	<b>37</b>	<b>1</b>	<b>9</b>	<b>1</b>	<b>1</b>	<b>10</b>	<b>24</b>	<b>.266</b>

Midland	AB	R	H	RBI	BB	SO	LOB	AVG
Brugman, LF	4	1	2	1	1	1	3	.556
Walsh, 2B	4	0	1	0	1	2	4	.250
Aliotti, 1B	4	0	1	0	1	0	3	.333
Nunez, R, DH	2	1	1	0	1	0	1	.429
Healy, R, 3B	4	1	1	1	0	2	4	.389
Olson, RF	4	1	1	2	0	0	1	.200
Oberacker, CF	4	0	2	0	0	2	1	.231
Kirkland, SS	4	0	1	0	0	2	1	.250
Taylor, C	4	0	1	0	0	2	0	.167
<b>Totals</b>	<b>34</b>	<b>4</b>	<b>11</b>	<b>4</b>	<b>4</b>	<b>11</b>	<b>18</b>	<b>.317</b>

Corpus Christi	IP	H	R	ER	BB	SO	HR	ERA
Martes (L, 0-1)	4.0	8	4	4	3	5	3	9.00
Freeman	2.0	2	0	0	0	2	0	0.00
Frias, E	2.0	1	0	0	1	4	0	0.00
<b>Totals</b>	<b>8.0</b>	<b>11</b>	<b>4</b>	<b>4</b>	<b>4</b>	<b>11</b>	<b>3</b>	<b>6.09</b>

Midland	IP	H	R	ER	BB	SO	HR	ERA
Sanchez, J (W, 1-0)	7.0	6	1	1	0	5	0	1.29
Hall (H, 1)	0.1	2	0	0	1	1	0	0.00
McCurry (S, 1)	1.2	1	0	0	0	4	0	3.38
<b>Totals</b>	<b>9.0</b>	<b>9</b>	<b>1</b>	<b>1</b>	<b>1</b>	<b>10</b>	<b>0</b>	<b>4.63</b>

T: 2:34  
Att: 3,352

The RockHounds parlayed three home runs and a strong start by Jake Sanchez into a trip to the 2015 Texas League Championship Series. Ryon Healy's lead-off blast in the second started the scoring against 19-year-old Francis Martes. With two away in the third, Matt Olson hit a two-run shot to left field for a 3-0 RockHounds advantage. The fourth inning witnessed another Midland round-tripper. Jaycob Brugman's poke to right was his second home run in as many nights, making the score 4-0. Corpus Christi managed a run against Sanchez in the seventh. Alfredo Gonzalez notched a two-out single and scored on Jio Mier's double to left-center. The Hounds went on to sweep Northwest Arkansas in the championship round, becoming the sixth Texas League club to win back-to-back titles since 1940.





## 2016 POSTSEASON

### GAME 1 TEXAS LEAGUE SOUTH DIVISION SERIES SEPTEMBER 7, 2016 AT WHATABURGER FIELD

	1	2	3	4	5	6	7	8	9	R	H	E
Midland	0	0	3	0	0	0	0	0	3	6	14	1
Corpus Christi	0	0	0	0	0	1	1	0	0	2	12	1

Midland	AB	R	H	RBI	BB	SO	LOB	AVG
Verigan, CF	4	1	2	1	1	0	4	.500
Sportman, LF	4	1	1	1	0	1	5	.250
Taylor, C	5	0	2	3	0	1	1	.400
Marincov, RF	5	0	3	0	0	1	1	.600
Paz, DH	4	0	0	0	0	1	4	.000
Rosa, V, 1B	4	0	0	0	0	1	4	.000
Munoz, Y, 3B	4	1	2	0	0	1	1	.500
Schrock, 2B	3	2	2	0	1	0	0	.667
Martin, SS	4	1	2	0	0	2	1	.500
<b>Totals</b>	<b>37</b>	<b>6</b>	<b>14</b>	<b>5</b>	<b>2</b>	<b>8</b>	<b>21</b>	<b>.378</b>

Corpus Christi	AB	R	H	RBI	BB	SO	LOB	AVG
Boyd, RF	5	0	1	0	0	0	5	.200
Ferguson, LF	5	1	2	0	0	2	4	.400
Stubbs, DH	5	0	2	1	0	0	3	.400
Davis, J, 3B	4	0	2	0	1	1	1	.500
Laureano, CF	4	0	1	0	1	2	3	.250
Gregor, 1B	4	0	0	0	1	1	5	.000
Tanielu, 2B	5	1	2	1	0	0	5	.400
Pena, R, C	5	0	2	0	0	0	3	.400
Nunez, A, SS	2	0	0	0	2	1	1	.000
<b>Totals</b>	<b>39</b>	<b>2</b>	<b>12</b>	<b>2</b>	<b>5</b>	<b>7</b>	<b>30</b>	<b>.308</b>

Midland	IP	H	R	ER	BB	SO	HR	ERA
Seddon (W, 1-0)	5.0	5	0	0	3	4	0	0.00
Cochran-Gill (H, 1)	1.0	1	1	1	0	0	1	9.00
Bragg (H, 1)	1.0	3	1	1	1	1	0	9.00
Finnegan (H, 1)	1.0	1	0	0	1	1	0	0.00
Sanchez, Ja	1.0	2	0	0	0	1	0	0.00
<b>Totals</b>	<b>9.0</b>	<b>12</b>	<b>2</b>	<b>2</b>	<b>5</b>	<b>7</b>	<b>1</b>	<b>2.00</b>

Corpus Christi	IP	H	R	ER	BB	SO	HR	ERA
Martes (L, 0-1)	6.0	10	3	3	1	6	0	4.50
Thompson	2.0	1	0	0	0	0	0	0.00
Comer	0.2	2	3	3	1	1	0	40.50
Dorris	0.1	1	0	0	0	1	0	0.00
<b>Totals</b>	<b>9.0</b>	<b>14</b>	<b>6</b>	<b>6</b>	<b>2</b>	<b>8</b>	<b>0</b>	<b>6.00</b>

T: 2:56  
Att: 3,805

The RockHounds escaped three bases-loaded jams and posted a pair of big innings to take Game 1. Francis Martes struck out four over the first two innings, working around a lead-off walk and double. In the third, Midland sent eight to the plate. The big blow was a two-run single from Beau Taylor. Martes and Ryan Thompson kept the Hounds in check over the next four frames. In the Midland ninth, Kevin Comer allowed the first two to reach. A Roberto Pena throwing error and back-to-back RBI singles by J.P. Sportman & Taylor made it 6-2 Hounds.

Corpus Christi was 1-for-15 with men in scoring position and stranded 15 on base. Joel Seddon pitched five shutout innings. Nick Tanielu's home run in the sixth off Trey Cochran-Gil put the Hooks on the scoreboard. Drew Ferguson's seventh-inning triple set up Corpus Christi's final tally.



## 2016 POSTSEASON

### GAME 2 TEXAS LEAGUE SOUTH DIVISION SERIES SEPTEMBER 8, 2016 AT WHATABURGER FIELD

	1	2	3	4	5	6	7	8	9	R	H	E
Midland	0	0	0	0	0	0	1	3	0	4	10	0
Corpus Christi	0	0	0	0	0	0	0	4	1	5	11	1

Midland	AB	R	H	RBI	BB	SO	LOB	AVG
Vertigan, CF	3	0	1	0	2	2	0	.429
Sportman, LF	5	0	1	0	0	1	4	.222
Taylor, DH	4	0	2	0	1	1	3	.444
Marincov, RF	3	1	0	0	2	1	3	.375
Paz, C	4	0	1	0	0	0	4	.125
Rosa, V, 1B	3	2	1	0	1	0	1	.143
Munoz, Y, 3B	4	1	1	0	0	0	4	.375
Schrock, 2B	4	0	2	3	0	0	2	.571
Martin, SS	4	0	1	1	0	2	3	.375
<b>Totals</b>	<b>34</b>	<b>4</b>	<b>10</b>	<b>4</b>	<b>6</b>	<b>7</b>	<b>24</b>	<b>.338</b>

Corpus Christi	AB	R	H	RBI	BB	SO	LOB	AVG
Ferguson, LF	5	0	0	0	0	0	5	.200
Stubbs, DH	2	2	1	0	3	0	0	.429
Laureano, CF	4	1	3	0	1	1	2	.500
Davis, J, 3B	5	0	0	1	0	2	6	.222
Tanielu, 2B	5	1	3	1	0	0	2	.500
McDonald, 1B	3	0	0	0	1	1	2	.000
Nunez, A, SS	1	0	1	1	0	0	0	.333
Ramsay, RF	2	0	0	0	1	0	1	.000
Boyd, PH-RF	1	1	1	1	0	0	0	.333
Pena, R, C	4	0	1	0	0	0	2	.333
Hyde, SS	3	0	1	0	0	1	2	.333
Gregor, PH-1B	0	0	0	0	1	0	0	.000
<b>Totals</b>	<b>35</b>	<b>5</b>	<b>11</b>	<b>4</b>	<b>7</b>	<b>5</b>	<b>22</b>	<b>.311</b>

Midland	IP	H	R	ER	BB	SO	HR	ERA
Walter	5.0	3	0	0	4	2	0	0.00
Trivino	2.0	2	2	2	1	2	0	9.00
Finnegan (BS, 1)	1.0	3	2	2	1	1	0	9.00
Stull (L, 0-1)	0.1	3	1	1	1	0	0	27.00
<b>Totals</b>	<b>8.1</b>	<b>11</b>	<b>5</b>	<b>5</b>	<b>7</b>	<b>5</b>	<b>0</b>	<b>3.63</b>

Corpus Christi	IP	H	R	ER	BB	SO	HR	ERA
Thornton	6.2	7	1	1	1	5	0	1.35
Deetz	1.1	1	3	3	4	1	0	20.25
Peterson (W, 1-0)	1.0	2	0	0	1	1	0	0.00
<b>Totals</b>	<b>9.0</b>	<b>10</b>	<b>4</b>	<b>4</b>	<b>6</b>	<b>7</b>	<b>0</b>	<b>5.00</b>

T: 3:07  
Att: 3,749

The Hooks walked off with a dramatic come-from-behind triumph in Game 2. With the contest locked in a scoreless tie in the seventh, the RockHounds pushed across a run on three hits against Trent Thornton. Facing Dean Deetz in the eighth, the Hounds seemingly broke the game open thanks to a two-out, three-run double off the bat of Max Schrock.

Trailing 4-0, Garrett Stubbs coaxed a free pass from Lou Trivino to begin the home half. Ramon Laureano then smacked a double off the fence in left field. Kyle Finnegan entered the game and yielded an RBI groundout to J.D. Davis. Nick Tanielu reignited the rally with a two-bagger to right-center, making it a two-run game. Following a strikeout, pinch-hitter Bobby Boyd snuck an RBI single thru the left side. Three batters later, Boyd scored on a wild pitch to tie the game. In the top of the ninth, Eric Peterson escaped a bases-loaded jam by coaxing a double play on a 3-1 pitch. Then three of the first four Hooks reached against Cody Stull, leading to a walk-off RBI single by Antonio Nunez.





## 2016 POSTSEASON

### GAME 3 TEXAS LEAGUE SOUTH DIVISION SERIES SEPTEMBER 9, 2016 AT SECURITY BANK BALLPARK

	1	2	3	4	5	6	7	8	9	R	H	E
Corpus Christi	0	0	0	5	0	0	0	0	0	5	11	1
Midland	0	1	0	0	0	0	1	0	5	7	12	1

Corpus Christi	AB	R	H	RBI	BB	SO	LOB	AVG
Ferguson, LF	5	1	1	1	0	1	0	.200
Stubbs, DH	5	0	3	1	0	0	0	.500
Laureano, CF	5	0	1	0	0	1	2	.385
Davis, J, 3B	4	1	3	0	0	1	2	.385
Tanielu, 2B	4	1	1	0	0	0	4	.429
Gregor, 1B	3	0	1	0	0	1	1	.143
Boyd, RF	4	1	1	3	0	0	2	.300
Pena, R, C	4	0	0	0	0	0	3	.231
Nunez, A, SS	2	1	0	0	1	1	1	.200
<b>Totals</b>	<b>36</b>	<b>5</b>	<b>11</b>	<b>5</b>	<b>1</b>	<b>5</b>	<b>15</b>	<b>.309</b>

Midland	AB	R	H	RBI	BB	SO	LOB	AVG
Vertigan, CF	5	1	3	0	0	0	2	.500
Schrock, 2B	5	1	0	1	0	1	4	.333
Taylor, C	4	0	2	1	0	1	2	.462
1-Harris, J, PR	0	1	0	0	0	0	0	.000
Marincov, RF	5	0	2	0	0	1	5	.385
Munoz, Y, 3B	4	2	1	0	1	0	3	.333
Rosa, V, 1B	4	1	2	4	0	1	0	.273
Bennie, DH	4	0	0	0	0	1	2	.000
Sportman, LF	3	0	0	0	1	0	1	.167
Martin, SS	4	1	2	1	0	1	0	.417
<b>Totals</b>	<b>38</b>	<b>7</b>	<b>12</b>	<b>7</b>	<b>2</b>	<b>6</b>	<b>19</b>	<b>.330</b>

Corpus Christi	IP	H	R	ER	BB	SO	HR	ERA
Armenteros	5.0	6	1	1	1	2	0	1.80
Thompson	2.0	4	1	1	0	1	0	2.25
Freeman (H, 1)	0.1	0	0	0	0	1	0	0.00
Dorris (H, 1)(L, 0-1)	1.1	1	4	0	1	2	0	0.00
Deemes (BS, 1)	0.0	1	1	1	0	0	1	---
<b>Totals</b>	<b>8.2</b>	<b>12</b>	<b>7</b>	<b>2</b>	<b>2</b>	<b>6</b>	<b>1</b>	<b>4.05</b>

Midland	IP	H	R	ER	BB	SO	HR	ERA
Bracewell	3.2	8	5	5	1	3	1	12.27
Friedrichs (W, 1-0)	5.1	3	0	0	0	2	0	0.00
<b>Totals</b>	<b>9.0</b>	<b>11</b>	<b>5</b>	<b>5</b>	<b>1</b>	<b>5</b>	<b>1</b>	<b>4.10</b>

T: 2:57  
Att: 3,299

Viosergy Rosa's two-out grand slam in the ninth inning of Game 3 powered Midland to a dramatic 7-5 victory. With Corpus Christi ahead 5-2, Richie Martin reached to begin the ninth via a throwing error by SS Antonio Nunez. Jacob Dorris then yielded a single to Brett Vertigan and a RBI groundout by Max Schrock. Beau Taylor was hit by a pitch, putting the tying run on first base. Dorris battled back to strikeout Tyler Marincov but Yairo Munoz extended the game with a walk. Ryan Deemes entered from the bullpen to face Rosa, who deposited a 1-1 pitch over the right-field fence.

The Hooks scored all five of their runs in the fourth inning. Bobby Boyd's three-run home run highlighted the effort. Drew Ferguson added a two-out RBI double, and scored on Garrett Stubb's single down the right-field line. Ben Bracewell left in favor of Kyle Friedrichs, who spun 5 1/3 scoreless innings of relief to record the victory.







## 2016 POSTSEASON

### GAME 4 TEXAS LEAGUE SOUTH DIVISION SERIES SEPTEMBER 10, 2016 AT SECURITY BANK BALLPARK

	1	2	3	4	5	6	7	8	9	R	H	E
Corpus Christi	0	0	0	0	0	0	0	1	1	2	9	0
Midland	0	3	0	2	0	0	0	0	0	5	11	0

Corpus Christi	AB	R	H	RBI	BB	SO	LOB	AVG
Ferguson, LF	5	0	2	1	0	0	1	.250
Stubbs, DH	5	0	1	0	0	1	4	.412
Laureano, CF	4	0	3	1	0	1	2	.471
Davis, J, 3B	3	0	0	0	1	1	3	.313
Tanielu, 2B	4	1	1	0	0	0	3	.389
McDonald, 1B	2	0	0	0	1	1	0	.000
Gregor, PH	1	0	1	0	0	0	0	.250
Hyde, SS	3	0	0	0	0	2	1	.167
Ramsay, PH	1	0	0	0	0	0	2	.000
Pena, R, C	4	0	0	0	0	1	3	.176
Boyd, RF	3	1	1	0	1	1	0	.308
<b>Totals</b>	<b>35</b>	<b>2</b>	<b>9</b>	<b>2</b>	<b>3</b>	<b>8</b>	<b>19</b>	<b>.297</b>

Midland	AB	R	H	RBI	BB	SO	LOB	AVG
Vertigan, CF	4	0	1	0	0	0	3	.438
Schrock, 2B	4	0	0	0	0	1	3	.250
Taylor, DH	4	1	1	0	0	1	0	.412
Marincov, RF	3	2	1	1	1	0	0	.375
Munoz, Y, 3B	4	1	3	1	0	0	0	.438
Rosa, V, 1B	3	1	1	1	1	0	2	.286
Paz, C	4	0	1	0	0	1	3	.167
Sportman, LF	4	0	3	1	0	1	1	.313
Martin, SS	2	0	0	1	0	1	2	.357
<b>Totals</b>	<b>32</b>	<b>5</b>	<b>11</b>	<b>5</b>	<b>2</b>	<b>5</b>	<b>14</b>	<b>.333</b>

Corpus Christi	IP	H	R	ER	BB	SO	HR	ERA
Sneed (L, 0-1)	4.0	5	3	3	2	3	0	6.75
Smith, K	3.0	5	2	2	0	0	0	6.00
Comer	1.0	1	0	0	0	2	0	16.20
<b>Totals</b>	<b>8.0</b>	<b>11</b>	<b>5</b>	<b>5</b>	<b>2</b>	<b>5</b>	<b>0</b>	<b>4.41</b>

Midland	IP	H	R	ER	BB	SO	HR	ERA
Mann (W, 1-0)	6.1	4	0	0	2	6	0	0.00
Cochran-Gill	1.2	2	1	1	0	1	0	6.75
Sanchez, Ja	1.0	3	1	1	1	1	0	4.50
<b>Totals</b>	<b>9.0</b>	<b>9</b>	<b>2</b>	<b>2</b>	<b>3</b>	<b>8</b>	<b>0</b>	<b>3.57</b>

T: 2:42  
Att: 2,945

Brandon Mann tossed 6 1/3 shutout innings as the RockHounds knocked off Corpus Christi, 5-2, advancing to the Texas League Championship Series. Yairo Munoz's second-inning double was the centerpiece of a three-run rally against Cy Sneed. The RockHounds added a pair of insurance runs in the fifth. Beau Taylor singled to left off Kyle Smith, and scampered home on Marincov's double into the left-field corner. Marincov went first to third thanks to a Munoz single. He accounted for Midland's fifth run via a Rosa RBI groundout.

Mann, who escaped a bases-loaded jam in the third, held the Hooks to four hits until his exit in the seventh. Singles by Bobby Boyd and Ramon Laureano paved the way toward Corpus Christi's initial run in the eighth. Nick Tanielu opened the ninth with a double, and moved to third base on a pinch-hit single by Conrad Gregor. Two outs later, Boyd worked a walk and Drew Ferguson beat out an RBI infield single. With the tying run at first base, Jake Sanchez struck out Garrett Stubbs to end the game. The Hounds went on to beat Northwest Arkansas in four games, claiming their third consecutive Texas League title.





## TEXAS LEAGUE DIRECTORY



505 Main St, Suite 250, Fort Worth, TX 76102  
 (682) 316-4100 • FAX: (844) 316-7725  
 E-Mail: [tpurpura@texasleague.com](mailto:tpurpura@texasleague.com)  
 Web Site: [www.texas-league.com](http://www.texas-league.com)

**PRESIDENT** ..... Tim Purpura (First Year)

**LEAGUE STATISTICIAN** ..... Major League Baseball Advanced Media

**UMPIRES** ..... Sean Allen, Grant Conrad, Jon Felczak, Reid Gibbs, Jeff Gorman, Kyle McCrady, Malachi Moore, Cody Oakes, Tyler Olson, Justin Robinson, Nate Tomlinson, Kyle Wallace

**LEAGUE DIRECTORS** ..... Russ Meeks (Arkansas), Ken Schrom (Corpus Christi), Chuck Greenberg (Frisco), E. Miles Prentice (Midland), Jon Dandes (Northwest Arkansas), Burl Yarbrough (San Antonio), Bill DeWitt III (Springfield), Mike Melega (Tulsa)

### FIELD MANAGERS – NORTH DIVISION

Arkansas ..... Daren Brown  
 Northwest Arkansas ..... Vance Wilson  
 Springfield ..... Johnny Rodriguez  
 Tulsa ..... Ryan Garko

### FIELD MANAGERS – SOUTH DIVISION

Corpus Christi ..... Rodney Linares  
 Frisco ..... Joe Mikulik  
 Midland ..... Fran Riordan  
 San Antonio ..... Phillip Wellman





## 2016 TEXAS LEAGUE STANDINGS

### First Half

<b>Texas League North</b>	<b>W</b>	<b>L</b>	<b>PCT</b>	<b>GB</b>	<b>Home</b>	<b>Away</b>	<b>Div</b>
Springfield Cardinals	41	29	.586	-	22-14	19-15	28-18
Tulsa Drillers	37	32	.536	3.5	20-14	17-18	23-23
Arkansas Travelers	32	38	.457	9.0	17-19	15-19	22-24
Northwest Arkansas Naturals	29	41	.414	12.0	16-18	13-23	19-27

<b>Texas League South</b>	<b>W</b>	<b>L</b>	<b>PCT</b>	<b>GB</b>	<b>Home</b>	<b>Away</b>	<b>Div</b>
Corpus Christi Hooks	47	23	.671	-	21-14	26-9	31-15
Frisco RoughRiders	38	31	.551	8.5	20-16	18-15	27-19
Midland RockHounds	33	37	.471	14.0	17-18	16-19	21-25
San Antonio Missions	22	48	.314	25.0	13-20	9-28	13-33

### Second Half

<b>Texas League North</b>	<b>W</b>	<b>L</b>	<b>PCT</b>	<b>GB</b>	<b>Home</b>	<b>Away</b>	<b>Div</b>
Northwest Arkansas Naturals	36	34	.514	-	23-13	13-21	24-22
Arkansas Travelers	35	35	.500	1.0	18-16	17-19	26-20
Springfield Cardinals	34	36	.486	2.0	18-16	16-20	24-22
Tulsa Drillers	31	39	.443	5.0	15-21	16-18	18-28

<b>Texas League South</b>	<b>W</b>	<b>L</b>	<b>PCT</b>	<b>GB</b>	<b>Home</b>	<b>Away</b>	<b>Div</b>
Midland RockHounds	45	25	.643	-	0-0	0-0	0-0
Corpus Christi Hooks	38	32	.543	7.0	17-17	21-15	25-21
San Antonio Missions	36	34	.514	9.0	21-15	15-19	23-23
Frisco RoughRiders	25	45	.357	20.0	16-19	9-26	16-30

### Overall

<b>Texas League North</b>	<b>W</b>	<b>L</b>	<b>PCT</b>	<b>GB</b>	<b>Home</b>	<b>Away</b>	<b>Div</b>
Springfield Cardinals	75	65	.536	-	40-30	35-35	52-40
Tulsa Drillers	68	71	.489	6.5	35-35	33-36	41-51
Arkansas Travelers	67	73	.479	8.0	35-35	32-38	48-44
Northwest Arkansas Naturals	65	75	.464	10.0	39-31	26-44	43-49

<b>Texas League South</b>	<b>W</b>	<b>L</b>	<b>PCT</b>	<b>GB</b>	<b>Home</b>	<b>Away</b>	<b>Div</b>
Corpus Christi Hooks	85	55	.607	-	38-31	47-24	56-36
Midland RockHounds	78	62	.557	7.0	40-30	38-32	49-43
Frisco RoughRiders	63	76	.453	21.5	36-35	27-41	43-49
San Antonio Missions	58	82	.414	27.0	34-35	24-47	36-56







## 2016 TEXAS LEAGUE BATTING LEADERS

### Top 10 (minimum 2.7 PA/team game)

BATTER	CLUB	AVG	G	AB	R	H	HR	RBI
Voit, Luke	SPR	.297	134	482	70	143	19	74
Guzman, Ronald	FRI	.288	102	375	51	108	15	56
Ramos, Mauricio	NWA	.288	125	483	41	139	9	60
Schulz, Nick	SA	.282	106	393	41	111	10	50
Torres, Nick	SA	.282	93	373	40	105	6	40
Barreto, Franklin	MID	.281	119	462	63	130	10	50
Taylor, Beau	MID	.280	95	339	50	95	5	53
Rondon, Jose	SA	.279	96	376	45	105	5	44
Toups, Corey	NWA	.275	86	338	61	93	10	38
Verdugo, Alex	TUL	.273	126	477	58	130	13	63

TEAM	AVG	G	AB	R	H	2B	3B	HR	RBI	BB	SO	SB	CS
Midland	.260	140	4763	641	1238	248	31	106	587	494	1132	110	55
Springfield	.256	140	4661	598	1192	188	19	125	552	441	1154	57	48
Tulsa	.256	139	4652	615	1189	242	18	133	573	443	916	65	33
NW Arkansas	.253	140	4719	552	1195	232	18	101	498	359	1106	157	48
<b>Corpus Christi</b>	<b>.248</b>	<b>140</b>	<b>4750</b>	<b>626</b>	<b>1177</b>	<b>235</b>	<b>25</b>	<b>142</b>	<b>579</b>	<b>503</b>	<b>1071</b>	<b>109</b>	<b>51</b>
Frisco	.246	139	4610	557	1134	208	33	96	527	341	993	79	47
Arkansas	.241	140	4538	509	1095	194	35	71	458	406	1199	110	84
San Antonio	.235	140	4647	512	1093	217	30	97	475	373	1182	112	46

### HOME RUNS

Chapman, Matt	MID	29
Calhoun, Willie	TUL	27
Bellinger, Cody	TUL	23
<b>Davis, J.D.</b>	<b>CC</b>	<b>23</b>
DeJong, Paul	SPR	22

### RBI

Calhoun, Willie	TUL	88
Chapman, Matt	MID	83
<b>Davis, J.D.</b>	<b>CC</b>	<b>81</b>
Voit, Luke	SPR	74
2 others tied at 73		

### STOLEN BASES

Gore, Terrance	NWA	44
Ward, Nelson	SA	31
Barreto, Franklin	MID	30
<b>Hernandez, Teoscar</b>	<b>CC</b>	<b>29</b>
<b>Fisher, Derek</b>	<b>CC</b>	<b>23</b>

### HITS

Voit, Luke	SPR	143
Ramos, Mauricio	NWA	139
Yarbrough, Alex	ARK	136
3 others tied at 130		

### DOUBLES

<b>Davis, J.D.</b>	<b>CC</b>	<b>34</b>
Rosa, Viosergy	MID	32
Yarbrough, Alex	ARK	32
3 others tied at 29		

### TRIPLES

Cordero, Franchy	SA	8
Brinson, Lewis	FRI	6
6 others tied at 5		

### RUNS SCORED

Chapman, Matt	MID	78
Calhoun, Willie	TUL	75
Voit, Luke	SPR	70
Cordell, Ryan	FRI	69
2 others tied at 63		

### ON-BASE PERCENTAGE

Taylor, Beau	MID	.383
<b>Fisher, Derek</b>	<b>CC</b>	<b>.373</b>
Voit, Luke	SPR	.372
Schulz, Nick	SA	.366
Bellinger, Cody	TUL	.359

### SLUGGING PERCENTAGE

Chapman, Matt	MID	.521
<b>Davis, J.D.</b>	<b>CC</b>	<b>.485</b>
Cordell, Ryan	FRI	.484
Bellinger, Cody	TUL	.484
Guzman, Ronald	FRI	.477



## 2016 TEXAS LEAGUE PITCHING LEADERS

### Top 10 (minimum 0.8 IP/team game)

PITCHER	CLUB	W-L	ERA	IP	H	BB	SO
Caramo, Yender	NWA	5-7	2.45	114.0	101	23	67
De Jong, Chase	TUL	14-5	2.86	141.2	106	39	125
Junis, Jake	NWA	9-7	3.25	119.0	110	27	117
<b>Martes, Francis</b>	<b>CC</b>	<b>9-6</b>	<b>3.30</b>	<b>125.1</b>	<b>104</b>	<b>47</b>	<b>131</b>
Lloyd, Kyle	SA	7-7	3.31	130.1	124	38	99
Kipper, Jordan	ARK	12-7	3.35	153.0	147	41	85
Skoglund, Eric	NWA	7-10	3.45	156.1	135	38	134
Poncedeleon, Daniel	SPR	9-8	3.52	151.0	128	56	122
Nielsen, Trey	SPR	8-8	3.84	122.0	131	38	81
Barlow, Scott	TUL	4-7	3.98	124.1	125	52	102

TEAM	W-L	ERA	CG	SV	H	R	ER	HR	BB	SO
Midland	78-62	3.46	1	36	1149	570	479	104	395	1023
<b>Corpus Christi</b>	<b>85-55</b>	<b>3.49</b>	<b>1</b>	<b>55</b>	<b>1244</b>	<b>564</b>	<b>493</b>	<b>102</b>	<b>345</b>	<b>1132</b>
NW Arkansas	65-75	3.55	0	32	1159	534	489	122	373	1163
Arkansas	67-73	3.66	3	40	1109	547	497	99	464	1093
Tulsa	68-71	3.70	3	33	1171	581	500	97	398	1084
Springfield	75-65	3.71	3	44	1166	599	511	120	433	1058
San Antonio	58-82	3.92	0	28	1170	602	539	110	433	1077
Frisco	63-76	4.09	3	32	1145	613	551	117	519	1123

### WINS

De Jong, Chase	TUL	14
Kipper, Jordan	ARK	12
Sadzeck, Connor	FRI	10
5 others tied at 9		

### LOSSES

Goudeau, Ashton	NWA	13
Skoglund, Eric	NWA	10
Carpenter, Tyler	ARK	9
Seddon, Joel	MID	9
6 others tied at 8		

### SAVES

Lucas, Josh	SPR	16
<b>West, Aaron</b>	<b>CC</b>	<b>15</b>
Jester, Jason	SA	14
<b>McCurry, Brendan</b>	<b>CC</b>	<b>13</b>
McCarthy, Kevin	NWA	11

### WALKS

Alcantara, Victor	ARK	57
Poncedeleon, Daniel	SPR	56
Barlow, Scott	TUL	52
Sadzeck, Connor	FRI	52
Blackford, Alex	ARK	49

### STRIKEOUTS

Skoglund, Eric	NWA	134
Sadzeck, Connor	FRI	133
<b>Martes, Francis</b>	<b>CC</b>	<b>131</b>
De Jong, Chase	TUL	125
Poncedeleon, Daniel	SPR	122

### HOME RUNS ALLOWED

Baker, Corey	SPR	19
Skoglund, Eric	NWA	19
Sadzeck, Connor	FRI	18
De Jong, Chase	TUL	15
2 others tied at 14		

### COMPLETE GAMES

De Jong, Chase	TUL	2
Kipper, Jordan	ARK	2
Nielsen, Trey	SPR	2
Sadzeck, Connor	FRI	2
6 others tied at 1		

### SHUTOUTS

De Jong, Chase	TUL	1
Fillmyer, Heath	MID	1
<b>Grills, Evan</b>	<b>CC</b>	<b>1</b>
Kipper, Jordan	ARK	1
McGowin, Kyle	ARK	1

### INNINGS PITCHED

Skoglund, Eric	NWA	156.1
Kipper, Jordan	ARK	153.0
Poncedeleon, Daniel	SPR	151.0
Seddon, Joel	MID	143.1
De Jong, Chase	TUL	141.2



## ARKANSAS TRAVELERS

Dickey-Stephens Park  
400 W. Broadway  
North Little Rock, AR 72114  
Telephone: (501) 664-1555  
Parent Club (since): Seattle Mariners (2017)  
Distance from Corpus Christi: 735 miles

General Manager...Paul Allen  
Broadcaster...  
Steven Davis (steven@travs.com)

Field Manager...Daren Brown  
Pitching Coach...Ethan Katz  
Hitting Coach...Roy Howell

Stadium (Capacity)...Dickey-Stephens Park (7,800)  
2016 Record...67-73 (3rd – North Division)  
2016 Attendance...306,570

### 2016 Stat Leaders

Avg. – Eric Aguilera (.270)  
HRs – Jabari Henry (15)  
RBIs – Eric Aguilera (65)  
SBs – Bo Way (21)  
Wins – Jordan Kipper (12)  
ERA – Jordan Kipper (3.35)  
Saves – Eduardo Paredes (8)  
Strikeouts – Alex Blackford (105)

### Series History

Corpus Christi has leveled the playing field against Arkansas over the last four campaigns, posting a record of 37-23. During this lifetime series, the Travelers hold a two-game advantage at 76-72. The Hooks are 38-36 against the Travs at Whataburger Field and 32-28 at Dickey-Stephens Park. The Hooks were 6-8 against the Travelers at Ray Winder Field in 2005 and 2006.

	Overall	Home	Road
2016	9-3	4-2	5-1
2015	7-5	3-3	4-2
2014	6-6	4-2	2-4
2013	8-4	4-2	4-2
2012	7-5	3-3	4-2
2011	3-9	2-4	1-5
2010	6-6	3-3	3-3
2009	4-8	2-4	2-4
2008	4-8	2-4	2-4
2007	9-3	4-2	5-1
2006	8-6	4-3	4-3
2005	5-9	3-4	2-5

**2017 Schedule**  
**@ Whataburger Field**  
April 13-15  
July 8-10

**@ Dickey-Stephens Park**  
April 6-8  
July 2-4







## FRISCO ROUGHRIDERS

Dr Pepper Ballpark  
7300 RoughRiders Trail  
Frisco, TX 75034  
Telephone: (972) 731-9200  
Parent Club (since): Texas Rangers (2003)  
Distance from Corpus Christi: 441 miles

CEO...Chuck Greenberg  
President...Scott Sonju  
Radio Broadcaster...  
Ryan Rouillard (rrouillard@ridersbaseball.com)

Field Manager...Joe Mikulik  
Pitching Coach...Brian Shouse  
Hitting Coach...Jason Hart  
Athletic Trainer...Jacob Newburn



*Frisco*  
**RoughRiders**

Stadium (capacity): Dr Pepper Ballpark (10,216)  
2016 Record...63-76 (3rd – South Division)  
2016 Attendance...463,564

### 2016 Stat Leaders

Avg. – Ronald Guzman (.288)  
HRs – Ryan Cordell (19)  
RBIs – Ryan Cordell (70)  
SBs – Ryan Cordell (12)  
Wins – Connor Sadzeck (10)  
ERA – Connor Sadzeck (4.16)  
Saves – Adam Parks (6)  
Strikeouts – Connor Sadzeck (133)

### Series History

The Hooks hold a 193-183 edge in the lifetime series with Frisco. Corpus Christi is 99-87 vs. the RoughRiders at Whataburger Field, and stands 94-96 at Dr Pepper Ballpark.

	Overall	Home	Road	2017 Schedule @ Whataburger Field	@ Dr Pepper Ballpark
2016	19-13	8-7	11-6		
2015	23-9	11-5	12-4	April 28-May 1	April 20-23
2014	14-18	8-8	6-10	June 6-9	May 19-22
2013	16-16	8-8	8-8	June 22-25	August 3-6
2012	18-14	11-5	7-9	July 16-19	August 29-Sept 1
2011	14-18	7-9	7-9		
2010	16-16	7-9	9-7		
2009	15-17	9-6	6-11		
2008	16-16	9-7	7-9		
2007	9-23	5-11	4-12		
2006	17-11	10-4	7-7		
2005	16-12	6-8	10-4		



## MIDLAND ROCKHOUNDS

Security Bank Ballpark  
5514 Champions Drive  
Midland, TX 79706  
Telephone: (432) 520-2255  
Parent Club (since): Oakland Athletics (1999)  
Distance from Corpus Christi: 508 miles

President...E. Miles Prentice  
General Manager...Monty Hoppel  
Director of Broadcasting & Publications...  
Bob Hards (hardshello@aol.com)

Field Manager...Fran Riordan  
Pitching Coach...Don Schulze  
Hitting Coach...Brian McArn  
Athletic Trainer...Justin Whitehouse

Stadium (capacity)...Security Bank Ballpark (6,669)  
2016 Record...78-62 (2nd – South Division)  
2016 Attendance...265,193

### 2016 Stat Leaders

Avg. – Franklin Barreto (.281)  
HRs – Matt Chapman (29)\*  
RBIs – Matt Chapman (83)  
SBs – Franklin Barreto (30)  
Wins – Joel Seddon (9)  
ERA – Joel Seddon (4.40)  
Saves – Bobby Wahl (10)  
Strikeouts – Daniel Gossett (94)  
\* denotes league leader

### Series History

The RockHounds, gunning for their fourth consecutive Texas League Championship, lead the lifetime series 195-181. While the Hooks are 102-86 opposite Midland at Whataburger Field, Security Bank Ballpark has not been so kind. The club is 79-109 (.420) in the Permian Basin.



	Overall	Home	Road	2017 Schedule	
				@ Whataburger Field	@ Security Bank Ballpark
2016	14-18	7-9	7-9		
2015	18-14	9-7	9-7	April 24-27	May 2-5
2014	11-21	8-8	3-13	May 11-14	June 14-17
2013	23-9	12-4	11-5	July 27-30	July 12-15
2012	18-14	12-4	6-10	August 22-25	July 20-23
2011	14-18	8-8	6-10		
2010	15-17	7-9	8-8		
2009	13-19	8-8	5-11		
2008	9-23	4-12	5-11		
2007	15-17	8-8	7-9		
2006	18-10	11-3	7-7		
2005	13-15	8-6	5-9		





## NORTHWEST ARKANSAS NATURALS

Arvest Ballpark  
3000 South 56th Street  
Springdale, AR 72762  
Telephone: (479) 927-4900  
Parent Club (since): Kansas City Royals (2008)  
Distance from Corpus Christi: 754 miles

General Manager...Justin Cole  
Radio Broadcaster...  
Benjamin Kelly (benjamin@nwanaturals.com)

Field Manager...Vance Wilson  
Pitching Coach...Steve Luebber  
Hitting Coach...Leon Roberts  
Athletic Trainer...Masa Koyanagi

Stadium (capacity)...Arvest Ballpark (6,500)  
2016 Record...65-75 (4th – North Division)  
2016 Attendance...312,001

### 2016 Stat Leaders

Avg. – Mauricio Ramos (.288)  
HRs – Frank Schwindel (20)  
RBIs – Frank Schwindel (68)  
SBs – Terrance Gore (44)\*  
Wins – Jake Junis (9)  
ERA – Jake Junis (3.25)  
Saves – Kevin McCarthy (11)  
Strikeouts – Eric Skoglund (134)\*  
*\*denotes league leader*

### Series History

Corpus Christi leads Northwest Arkansas in the all-time series 55-53. The Hooks have done better at Whataburger Field (28-26) than at Arvest Ballpark (27-27). Corpus Christi's record against Kansas City's AA affiliate stands at 79-69, having gone 24-16 vs. Wichita from 2005-2007.



	Overall	Home	Road	2017 Schedule @ Whataburger Field	@ Arvest Ballpark
2016	6-6	2-4	4-2	April 16-18	April 9-11
2015	8-4	4-2	4-2	July 5-7	June 29-July 1
2014	7-5	4-2	3-3		
2013	9-3	5-1	4-2		
2012	9-3	4-2	5-1		
2011	4-8	3-3	1-5		
2010	4-8	3-3	1-5		
2009	4-8	1-5	3-3		
2008	4-8	2-4	2-4		
2007 (Wichita)	8-4	6-2	2-2		
2006 (Wichita)	8-6	5-2	3-4		
2005 (Wichita)	8-6	5-2	3-4		







## SAN ANTONIO MISSIONS

Nelson W. Wolff Municipal Stadium  
 5757 Highway 90 West  
 San Antonio, TX 78227  
 Telephone: (210) 675-7275  
 Parent Club (since): San Diego Padres (2007)  
 Distance from Corpus Christi: 146 miles

President...Burl Yarbrough  
 Director of Public Relations...  
 Rich Weimert (rweimert@samissions.com)

Field Manager...Phillip Wellman  
 Pitching Coach...Jimmy Jones  
 Hitting Coach...Lance Burkhart  
 Athletic Trainer...Isak Yoon

Stadium (capacity)...Wolff Municipal Stadium (6,200)  
 2016 Record...58-82 (4th – South Division)  
 2016 Attendance...317,607

### 2016 Stat Leaders

Avg. – Nick Schulz, Nick Torres (.288)  
 HRs – Gabriel Quintana (20)  
 RBIs – Gabriel Quintana (73)  
 SBs – Nelson Ward (31)  
 Wins – Kyle Lloyd (7)  
 ERA – Kyle Lloyd (3.31)  
 Saves – Jason Jester (14)  
 Strikeouts – Kyle Lloyd (99)

### Series History

San Antonio leads the lifetime series 173-163. The Hooks are 89-80 against the Missions at Whataburger Field and are 74-93 at San Antonio; 73-93 at "The Wolff." The Hooks claimed their first winning campaign against the Missions in 2012.

	Overall	Home	Road	2017 Schedule	
				@ Whataburger Field	@ Wolff Municipal Stadium
2016	23-5	12-2	11-3	May 6-9	May 15-18
2015	18-10	8-6	10-4	June 18-21	June 10-13
2014	13-15	7-7	6-8	July 24-26	July 31-August 2
2013	14-14	7-7	7-7	September 2-4	August 26-28
2012	18-10	10-4	8-6		
2011	5-23	5-9	0-14		
2010	12-16	7-7	5-9		
2009	13-15	6-8	7-7		
2008	10-18	7-7	3-11		
2007	14-14	8-7	6-7		
2006	13-15	8-6	5-9		
2005	10-18	4-10	6-8		



## SPRINGFIELD CARDINALS

John Q. Hammons Field  
955 East Trafficway St.  
Springfield, MO 65802  
Telephone: (417) 863-2143  
Parent Club (since): St. Louis Cardinals (2005)  
Distance from Corpus Christi: 889 miles

VP/General Manager...Matt Gifford  
Manager/PR, Broadcaster...  
Andrew Buchbinder (abuchbinder@cardinals.com)

Field Manager...Johnny Rodriguez  
Pitching Coach...Jason Simontacchi  
Hitting Coach...Jobel Jimenez  
Athletic Trainer...Matt Corvo

Stadium (capacity)...John Q. Hammons Field (6,750)  
2016 Record...75-65 (1st – North Division)  
2016 Attendance...316,990

### 2016 Stat Leaders

Avg. – Luke Voit (.297)\*  
HRs – Paul DeJong (22)  
RBIs – Luke Voit (74)  
SBs – Harrison Bader (11)  
Wins – Daniel Ponce de Leon (9)  
ERA – Daniel Ponce de Leon (3.52)  
Saves – Josh Lucas (16)\*  
Strikeouts – Daniel Ponce de Leon (122)

\*denotes league leader

### Series History

The Hooks lead the lifetime series at 78-69. Corpus Christi stands 44-30 in games played against the Cards at Whataburger Field, but is just 34-39 in Missouri.

	Overall	Home	Road
2016	6-6	2-4	4-2
2015	8-4	5-1	3-3
2014	8-4	4-2	4-2
2013	7-5	4-2	3-3
2012	7-5	3-3	4-2
2011	5-7	3-3	2-4
2010	5-7	2-4	3-3
2009	7-5	5-1	2-4
2008	3-9	2-4	1-5
2007	8-4	5-1	3-3
2006	8-5	6-1	2-4
2005	6-8	3-4	3-4

### 2017 Schedule

@ Whataburger Field  
May 23-25  
August 11-13

@ Hammons Field  
May 30-June 1  
August 18-20





## TULSA DRILLERS

ONEOK Field  
201 N. Elgin Avenue  
Tulsa, OK 74120  
Telephone: (918) 744-5998  
Parent Club (since): Los Angeles Dodgers (2015)  
Distance from Corpus Christi: 667 miles

Co-Chairmen...Dale Hubbard, Jeff Hubbard  
General Manager...Mike Melega  
Director of Public/Media Relations...  
Brian Carroll (brian@tulsadrillers.com)

Field Manager...Ryan Garko  
Pitching Coach...Bill Simas  
Hitting Coach...Termel Sledge

Stadium (capacity)...ONEOK Field (7,833)  
2016 Record...68-71 (2nd – North Division)  
2016 Attendance...366,734

### 2016 Stat Leaders

Avg. – Alex Verdugo (.273)  
HRs – Willie Calhoun (27)  
RBIs – Willie Calhoun (88)\*  
SBs – Andrew Toles (13)  
Wins – Chase De Jong (14)\*  
ERA – Chase De Jong (2.86)  
Saves – Joe Broussard (7)  
Strikeouts – Chase De Jong (105)

*\*denotes league leader*

### Series History

Tulsa leads the lifetime series 77-71. The Hooks hold a 40-35 edge in games at Whataburger Field but are just 31-42 in Tulsa. Corpus Christi stands 21-20 over six seasons at ONEOK Field and was 10-22 in five seasons of play at Drillers Stadium.

	Overall	Home	Road
2016	8-4	3-3	5-1
2015	7-5	3-3	4-2
2014	8-4	5-1	3-3
2013	6-6	3-3	3-3
2012	4-8	3-3	1-5
2011	5-7	3-3	2-4
2010	5-7	2-5	3-2
2009	5-7	3-3	2-4
2008	9-3	6-0	3-3
2007	4-8	2-4	2-4
2006	4-10	3-4	1-6
2005	6-8	4-3	2-5

### 2017 Schedule

@ Whataburger Field  
May 26-28  
August 8-10

@ ONEOK Field  
June 2-4  
August 15-17





## 2017 ASTROS 40-MAN ROSTER

No	Pitchers	B/T	Ht	Wt	DOB
69	Kevin Chapman	L/L	6'3"	230lbs	2/19/88
47	Chris Devenski	R/R	6'3"	210lbs	11/13/90
45	Michael Feliz	R/R	6'4"	230lbs	6/28/93
54	Mike Fiers	R/R	6'2"	200lbs	6/15/85
53	Ken Giles	R/R	6'2"	205lbs	9/20/90
44	Luke Gregerson	L/R	6'3"	205lbs	5/14/84
64	Reymin Guduan	L/L	6'4"	205lbs	3/16/92
61	Jandel Gustave	R/R	6'2"	210lbs	10/12/92
36	Will Harris	R/R	6'4"	250lbs	8/28/84
51	James Hoyt	R/R	6'6"	230lbs	9/30/86
60	Dallas Keuchel	L/L	6'3"	205lbs	1/1/88
43	Lance McCullers Jr.	L/R	6'1"	205lbs	10/2/93
31	Collin McHugh	R/R	6'2"	190lbs	6/19/87
50	Charlie Morton	R/R	6'5"	235lbs	11/12/83
59	Joe Musgrove	R/R	6'5"	265lbs	12/4/92
63	David Paulino	R/R	6'7"	215lbs	2/6/94
41	Brad Peacock	R/R	6'1"	210lbs	2/2/88
62	Brady Rodgers	R/R	6'2"	210lbs	9/17/90
29	Tony Sipp	L/L	6'0"	190lbs	7/12/83
46	Ashur Tolliver	L/L	6'0"	170lbs	1/24/88
No	Catchers	B/T	Ht	Wt	DOB
11	Evan Gattis	R/R	6'4"	270lbs	8/18/86
16	Brian McCann	L/R	6'3"	225lbs	2/20/84
12	Max Stassi	R/R	5'10"	200lbs	3/15/91
No	Infielders	B/T	Ht	Wt	DOB
27	Jose Altuve	R/R	5'6"	165lbs	5/6/90
2	Alex Bregman	R/R	6'0"	180lbs	3/30/94
1	Carlos Correa	R/R	6'4"	215lbs	9/22/94
9	Marwin Gonzalez	S/R	6'1"	205lbs	3/14/89
10	Yulieski Gurriel	R/R	6'0"	190lbs	6/9/84
19	Colin Moran	L/R	6'4"	204lbs	10/1/92
23	A.J. Reed	L/L	6'4"	275lbs	5/10/93
13	Tyler White	R/R	5'11"	225lbs	10/29/90
No	Outfielders	B/T	Ht	Wt	DOB
3	Norichika Aoki	L/R	5'9"	180lbs	1/5/82
80	Andrew Aplin	L/L	6'0"	205lbs	3/21/91
15	Carlos Beltran	S/R	6'1"	215lbs	4/24/77
35	Teoscar Hernandez	R/R	6'2"	180lbs	10/15/92
18	Tony Kemp	L/R	5'6"	165lbs	10/31/91
6	Jake Marisnick	R/R	6'4"	220lbs	3/30/91
22	Josh Reddick	L/R	6'2"	195lbs	2/19/87
4	George Springer	R/R	6'3"	215lbs	9/19/89
20	Preston Tucker	L/L	6'0"	215lbs	7/6/90

# MEDIA GUIDE 2017



## 2016 ASTROS STATS

BATTERS	AVG	G	AB	R	H	2B	3B	HR	RBI	BB	SO	SB	OBP	SLG	E
Altuve, Jose	.338	161	640	108	216	42	5	24	96	60	70	30	.396	.531	7
Bregman, Alex	.264	49	201	31	53	13	3	8	34	15	52	2	.313	.478	10
Castro, Jason	.210	113	329	41	69	16	3	11	32	45	123	2	.307	.377	4
Correa, Carlos	.274	153	577	76	158	36	3	20	96	75	139	13	.361	.451	14
Duffy, Matt	.000	3	3	0	0	0	0	0	0	0	2	0	.000	.000	0
Gattis, Evan	.251	128	447	58	112	19	0	32	72	43	127	2	.319	.508	2
Gomez, Carlos	.210	85	295	27	62	16	1	5	29	21	100	13	.272	.322	1
Gonzalez, Marwin	.254	141	484	55	123	26	3	13	51	22	118	12	.293	.401	8
Gurriel, Yulieski	.262	36	130	13	34	7	0	3	15	5	12	1	.292	.385	1
Hernandez, Teoscar	.230	41	100	15	23	7	0	4	11	11	28	0	.304	.420	2
Kemp, Tony	.217	59	120	15	26	4	3	1	7	14	27	2	.296	.325	2
Kratz, Erik	.069	14	29	0	2	1	0	0	0	1	14	0	.100	.103	1
Marisnick, Jake	.209	118	287	40	60	18	1	5	21	16	83	10	.257	.331	1
Moran, Colin	.130	9	23	1	3	1	0	0	2	1	8	0	.200	.174	1
Rasmus, Colby	.206	107	369	38	76	10	0	15	54	43	121	4	.286	.355	0
Reed, A.J.	.164	45	122	11	20	3	0	3	8	18	48	0	.270	.262	2
Springer, George	.261	162	644	116	168	29	5	29	82	88	178	9	.359	.457	2
Stassi, Max	.077	9	13	1	1	0	0	0	0	0	5	0	.077	.077	0
Tucker, Preston	.164	48	134	11	22	8	1	4	8	8	40	0	.222	.328	1
Valbuena, Luis	.260	90	292	38	76	17	1	13	40	44	81	1	.357	.459	6
White, Tyler	.217	85	249	24	54	16	0	8	28	23	65	1	.286	.378	4
Worth, Danny	.179	16	39	4	7	2	0	0	1	1	6	0	.200	.231	1
<b>Team Total</b>	<b>.247</b>	<b>162</b>	<b>5545</b>	<b>724</b>	<b>1367</b>	<b>291</b>	<b>29</b>	<b>198</b>	<b>689</b>	<b>554</b>	<b>1452</b>	<b>102</b>	<b>.319</b>	<b>.417</b>	<b>77</b>

PITCHERS	W-L	ERA	G	GS	CG	SHO	SV	IP	H	R	ER	HR	BB	SO
Chapman, Kevin	0-0	9.00	9	0	0	0	0	8.0	15	8	8	0	4	6
Devenski, Chris	4-4	2.16	48	5	0	0	1	108.1	79	26	26	4	20	104
Feldman, Scott	5-3	2.90	26	5	0	0	0	62.0	64	27	20	8	13	42
Feliz, Michael	8-1	4.43	47	0	0	0	0	65.0	55	33	32	10	22	95
Fields, Josh	0-0	6.89	15	0	0	0	0	15.2	23	14	12	2	3	20
Fiers, Mike	11-8	4.48	31	30	0	0	0	168.2	187	89	84	26	42	134
Fister, Doug	12-13	4.64	32	32	0	0	0	180.1	195	98	93	24	62	115
Giles, Ken	2-5	4.11	69	0	0	0	15	65.2	60	32	30	8	25	102
Gregerson, Luke	4-3	3.28	59	0	0	0	15	57.2	38	23	21	5	18	67
Gustave, Jandel	1-0	3.52	14	0	0	0	0	15.1	13	6	6	2	4	16
Harris, Will	1-2	2.25	66	0	0	0	12	64.0	52	17	16	3	15	69
Hoyt, James	1-1	4.50	22	0	0	0	0	22.0	16	12	11	5	9	28
Keuchel, Dallas	9-12	4.55	26	26	1	1	0	168.0	168	88	85	20	48	144
Kratz, Erik	0-0	9.00	1	0	0	0	0	1.0	3	2	1	0	0	0
McCullers, Lance	6-5	3.22	14	14	0	0	0	81.0	80	29	29	5	45	106
McHugh, Collin	13-10	4.34	33	33	1	0	0	184.2	206	92	89	25	54	177
Musgrove, Joe	4-4	4.06	11	10	0	0	0	62.0	59	28	28	9	16	55
Neshek, Pat	2-2	3.06	60	0	0	0	0	47.0	33	17	16	6	11	43
Paulino, David	0-1	5.14	3	1	0	0	0	7.0	6	4	4	0	3	2
Peacock, Brad	0-1	3.69	10	5	0	0	0	31.2	21	15	13	6	14	28
Rodgers, Brady	0-1	15.12	5	1	0	0	0	8.1	15	14	14	0	7	3
Sipp, Tony	1-2	4.95	60	0	0	0	1	43.2	52	26	24	12	18	40
White, Tyler	0-0	9.00	1	0	0	0	0	1.0	1	1	1	1	0	0
<b>Team Total</b>	<b>84-78</b>	<b>4.06</b>	<b>162</b>	<b>162</b>	<b>2</b>	<b>8</b>	<b>44</b>	<b>1468.0</b>	<b>1441</b>	<b>701</b>	<b>663</b>	<b>181</b>	<b>453</b>	<b>1396</b>



## ASTROS MINOR LEAGUE AFFILIATES

### FRESNO GRIZZLIES - AAA

Pacific Coast League  
1800 Tulare Street  
Fresno, CA 93721  
Phone: (559) 320-4487  
General Manager: Derek Franks  
Manager: Tony DeFrancesco  
Pitching Coach: Dyar Miller  
Hitting Coach: Darryl Robinson  
Development Coach: Aaron DelGiudice  
Athletic Trainer: Lee Meyer



### BUIES CREEK ASTROS - A

Carolina League  
Jim Perry Stadium  
76 Upchurch Ln  
Lillington, NC 27546  
Phone: (910) 893-1459  
General Manager: David Lane  
Manager: Omar Lopez  
Pitching Coach: Chris Holt  
Hitting Coach: Troy Snitker  
Development Coach: Mickey Storey  
Athletic Trainer: John Gregorich



### QUAD CITIES RIVER BANDITS - A

Midwest League  
Modern Woodmen Park  
209 S. Gaines Street  
Davenport, IA 52802  
Phone: (563) 322-6348  
Fax: (563) 322-3109  
General Manager: Andrew Chesser  
Manager: Russ Steinhorn  
Pitching Coach: Drew French  
Hitting Coach: Ben Rosenthal  
Development Coach: Jason Bell  
Athletic Trainer: Elliot Diehl



### TRI-CITY VALLEYCATS – Short-Season A

New York-Penn League  
Joseph L. Bruno Stadium  
80 Vandenburg Avenue  
Troy, NY 12180  
Phone: (518) 629-2287  
Fax: (518) 629-2299  
President: William Gladstone  
VP/General Manager: Rick Murphy  
Manager: Morgan Ensberg  
Pitching Coach: Bill Murphy  
Hitting Coach: Jeremy Barnes  
Athletic Trainer: Daniel Cerquera

### GREENEVILLE ASTROS - Rookie

Appalachian League  
Pioneer Park  
135 Shiloh Road  
Greeneville, TN 37743  
Phone: (423) 638-0411  
Fax: (423) 638-9450  
General Manager: David Lane  
Manager: Danny Ortega  
Pitching Coach: Erick Abreu  
Hitting Coach: Cesar Cedenio  
Athletic Trainer: Ben Myers







## 2016 HOUSTON ORGANIZATIONAL BATTING LEADERS

### Top 10 (minimum 2.7 PA/team game)

BATTER	CLUB	AVG	G	AB	R	H	HR	RBI
Straw, Myles	LAN	.358	87	346	61	124	1	27
Laureano, Ramon	CC	.319	116	417	89	133	15	73
Ferguson, Drew	CC	.315	105	378	84	119	17	76
Hernandez, Teoscar	FRE	.307	107	423	73	130	10	53
Stubbs, Garrett	CC	.304	86	326	58	99	10	54
Machado, Carlos	GRN	.287	55	209	25	60	0	20
McCall, Dexture	QC	.286	108	399	45	114	9	58
Tanielu, Nick	CC	.285	130	508	58	145	11	76
Tucker, Kyle	LAN	.285	117	432	56	123	9	69
Ritchie, Jamie	LAN	.276	99	344	62	95	7	57

### HOME RUNS

Davis, J.D.	CC	23
Martin, Jason	LAN	23
Fisher, Derek	FRE	21
Bregman, Alex	FRE	20
Singleton, Jon	FRE	20

### RBIs

Davis, J.D.	CC	81
Ferguson, Drew	CC	76
Fisher, Derek	FRE	76
Tanielu, Nick	CC	76
Martin, Jason	LAN	75

### STOLEN BASES

Laureano, Ramon	CC	43
Sewald, Johnny	LAN	39
Boyd, Bobby	CC	37
Hernandez, Teoscar	FRE	34
Tucker, Kyle	LAN	32

TEAM	AVG	AB	R	H	HR	BB	SO	SB	CS
Lancaster	.272	4709	856	1283	136	585	1183	209	90
Fresno	.257	4818	659	1236	142	524	1198	85	52
Tri-City	.252	2523	357	635	51	280	630	57	32
Greeneville	.249	2288	311	569	46	211	602	66	34
Corpus Christi	.248	4750	626	1177	142	503	1071	109	51
Quad Cities	.237	4583	511	1086	61	423	1228	125	68
GCL Astros	.231	1605	169	370	8	149	421	62	38





## 2016 HOUSTON ORGANIZATIONAL PITCHING LEADERS

### Top 10 (minimum 0.8 IP/team game)

PITCHER	CLUB	W-L	ERA	IP	H	BB	SO
Castro, Ricardo	TRI	3-2	2.84	63.1	63	19	56
Rodgers, Brady	FRE	12-4	2.86	132.0	129	23	116
Hernandez, Jose	LAN	6-5	2.94	125.1	125	24	127
Valdez, Cesar	FRE	12-1	3.12	138.1	143	13	114
Hauschild, Mike	FRE	9-10	3.22	139.2	138	40	119
<b>Martes, Francis</b>	<b>CC</b>	<b>9-6</b>	<b>3.30</b>	<b>125.1</b>	<b>104</b>	<b>47</b>	<b>131</b>
<b>Thornton, Trent</b>	<b>CC</b>	<b>10-5</b>	<b>3.52</b>	<b>135.2</b>	<b>133</b>	<b>21</b>	<b>124</b>
<b>Armenteros, Rogelio</b>	<b>CC</b>	<b>8-6</b>	<b>3.53</b>	<b>127.1</b>	<b>116</b>	<b>44</b>	<b>140</b>
Sanabria, Carlos	TRI	2-3	3.69	63.1	54	15	57
<b>Grills, Evan</b>	<b>FRE</b>	<b>9-8</b>	<b>3.71</b>	<b>135.2</b>	<b>131</b>	<b>23</b>	<b>100</b>

### WINS

Rodgers, Brady	FRE	12
Valdez, Cesar	FRE	12
Dykxhoorn, Brock	LAN	10
<b>Thornton, Trent</b>	<b>CC</b>	<b>10</b>
4 others tied at 9		

### SAVES

Hoyt, James	FRE	29
<b>McCurry, Brendan</b>	<b>FRE</b>	<b>16</b>
<b>West, Aaron</b>	<b>FRE</b>	<b>15</b>
<b>Dorris, Jacob</b>	<b>CC</b>	<b>14</b>
Thome, Andrew	LAN	9

### STRIKEOUTS

<b>Armenteros, Rogelio</b>	<b>CC</b>	<b>140</b>
Bower, Matt	LAN	136
<b>Martes, Francis</b>	<b>CC</b>	<b>131</b>
Hernandez, Jose	LAN	127
<b>Thornton, Trent</b>	<b>CC</b>	<b>124</b>

TEAM	W-L	ERA	H	CG	SHO	SV	HR	BB	SO
<b>Corpus Christi</b>	<b>85-55</b>	<b>3.49</b>	<b>1244</b>	<b>1</b>	<b>15</b>	<b>55</b>	<b>102</b>	<b>345</b>	<b>1132</b>
Quad Cities	61-78	3.74	1157	2	7	33	73	461	1147
Greeneville	33-34	3.87	568	0	3	16	34	266	605
GCL Astros	22-31	4.02	395	0	10	14	9	194	490
Fresno	73-70	4.08	1302	4	12	41	100	405	1213
Tri-City	38-38	4.10	628	0	5	22	40	278	654
Lancaster	77-63	4.99	1350	3	6	40	161	461	1186





## 2016 ASTROS DRAFT RESULTS

Name	Pos	B/T	Ht	Wt	DOB	Round	Pick #	Signed
Forrest Whitley	P	R / R	6' 7"	240	09/15/1997	1	17	06/22/2016
Ronnie Dawson	OF	L / R	6' 2"	225	05/19/1995	2	61	06/17/2016
Jake Rogers	C	R / R	6' 1"	190	04/18/1995	3	97	06/15/2016
Brett Adcock	P	L / L	6' 1"	225	08/28/1995	4	127	06/16/2016
Abraham Toro-Hernandez	3B	S / R	6' 1"	190	12/20/1996	5	157	06/20/2016
Stephen Wrenn	OF	R / R	6' 2"	185	10/07/1994	6	187	06/16/2016
Tyler Buffett	P	R / R	6' 2"	197	05/22/1995	7	217	Unsigned
Nick Hernandez	P	R / R	6' 1"	212	12/30/1994	8	247	06/16/2016
Ryan Hartman	P	L / L	6' 3"	205	04/21/1994	9	277	06/16/2016
Dustin Hunt	P	R / R	6' 5"	195	08/02/1994	10	307	06/16/2016
Chad Donato	P	R / R	6' 0"	180	06/03/1995	11	337	06/20/2016
Carmen Benedetti	1B	L / L	6' 2"	215	10/29/1994	12	367	06/16/2016
Ryne Birk	2B	L / R	5' 10"	185	11/11/1994	13	397	06/20/2016
Carson LaRue	P	R / R	6' 1"	175	03/06/1996	14	427	07/12/2016
Alexander De Goti	SS	R / R	5' 10"	165	08/19/1994	15	457	06/15/2016
Spencer Johnson	OF	R / R	6' 4"	225	11/01/1993	16	487	06/21/2016
Brian Howard	P	R / R	6' 9"	185	04/25/1995	17	517	Unsigned
Colin McKee	P	R / R	6' 3"	225	06/21/1994	18	547	06/15/2016
Taylor Jones	1B	R / R	6' 7"	225	12/06/1993	19	577	06/15/2016
L.P. Pelletier	2B	R / R	5' 10"	195	02/01/1996	20	607	07/10/2016
Chuckie Robinson	C	R / R	5' 11"	225	12/14/1994	21	637	06/15/2016
Raymond Henderson	C	R / R	5' 9"	190	12/27/1995	22	667	06/21/2016
Tyler Britton	P	R / R	6' 0"	195	03/06/1994	23	697	06/21/2016
Troy Sieber	1B	L / R	5' 11"	215	06/22/1995	24	727	06/21/2016
Kevin Hill	P	R / R	6' 0"	230	08/12/1992	25	757	06/20/2016
Avery Tuck	CF	L / R	6' 5"	195	12/28/1997	26	787	Unsigned
Nathan Thompson	P	L / L	6' 1"	170	11/14/1993	27	817	06/21/2016
Johnny Ruiz	2B	L / R	5' 11"	195	09/27/1994	28	847	Unsigned
Elliott Barzilli	3B	R / R	6' 1"	175	05/03/1995	29	877	Unsigned
Brody Westmoreland	3B	R / R	6' 3"	185	08/22/1995	30	907	06/16/2016
Howie Brey	P	L / L	5' 11"	195	05/22/1994	31	937	06/15/2016
Darius Vines	P	R / R	6' 1"	180	04/30/1998	32	967	Unsigned
Toby Handley	CF	R / R	6' 1"	170	06/09/1995	33	997	Unsigned
Stijn van der Meer	SS	L / R	6' 3"	170	05/01/1993	34	1027	06/23/2016
Nick Slaughter	C	R / R	6' 1"	200	05/30/1997	35	1057	Unsigned
Ian Hardman	P	R / R	6' 5"	240	09/16/1995	36	1087	06/20/2016
Anthony DeFrancesco	3B	R / R	6' 2"	175	06/19/1998	37	1117	Unsigned
Chaz Pal	OF	R / R	6' 0"	200	05/06/1993	38	1147	06/21/2016
Tyler Wolfe	IF	R / R	6' 0"	190	09/21/1993	39	1177	06/21/2016
Lucas Williams	P	L / R	6' 3"	180	07/20/1994	40	1207	06/21/2016







## HOOKS PRIMARY MEDIA OUTLETS

### CORPUS CHRISTI HOOKS

**Matt Rogers, Sr. Director of Communications**

361-561-4687 (office), 361-813-2773 (cell)

**Michael Coffin, Director of Broadcasting**

361-561-4711 (office), 409-893-3220 (cell)

**Sam Levitt, Communications Coordinator**

361-561-4680 (office), 646-675-2637 (cell)

Press Box Phone, 361-561-4796

Front Office Phone, 361-561-4665

Fax, 361-561-4666

### TELEVISION

KIII (ABC)

Chris Thomasson, Ian Steele.....(361) 986-8449

KRIS (NBC)

Alan Harwell, Annie Sabo.....(361) 886-6100

KZTV (CBS)

Tessa Barrera.....(361) 886-6100

### RADIO

News Radio 1360 (English Broadcast)

Frank Edwards.....(361) 289-0111

KUNO La Tremenda, 1400 AM (Spanish Broadcast)

Dan Pena.....(361) 289-0111

### NEWSPAPER

*Corpus Christi Caller-Times*

Len Hayward, George Vondracek, Quinton Martinez.....(361) 886-3614



## MEDIA INFORMATION

### **Credentials**

To obtain press credentials, call or write Sam Levitt (361-561-4680 / [slevitt@cchooks.com](mailto:slevitt@cchooks.com)), Michael Coffin (361-561-4711 / [mcoffin@cchooks.com](mailto:mcoffin@cchooks.com)) or Matt Rogers (361-561-4687 / [mrogers@cchooks.com](mailto:mrogers@cchooks.com)). Phone requests should be made at least two days in advance. Credentials may be picked up in advance at the Hooks Front Offices at Whataburger Field.

Game Day Pick-Up: Credentials are available at the Cotton Club entrance, located on the third-base side of the ballpark, 90 minutes prior to the game.

### **Media Entrance**

Working media should enter Whataburger Field via the Cotton Club entrance. Media members must sign in upon entry.

### **Photographers**

During games, photographers must work out of the photographers wells adjacent to the dugouts. Special requests should be directed to Levitt or Rogers at least two days prior to the game.

### **Clubhouses**

The Corpus Christi Hooks clubhouse is open to accredited media up to 45 minutes prior to game time. There will be no admittance during rain delays or between games of a doubleheader. The Hooks training room is off limits at all times. The visitors' clubhouse is governed by the visiting team.

### **Field and Dugouts**

The playing field and dugouts must be cleared of all media representatives 30 minutes prior to game time and remain so until after the game. Any live shots on the field must be cleared through the Corpus Christi Hooks Communications Department.

### **Press Box**

The press box is located on the suite level directly behind home plate. The press box is open to working media only.

### **Game Notes, Stats, Etc.**

Game notes and statistics are available in the press box approximately two hours prior to game time. Anyone needing information should contact the Communications Department. Any post game information, such as box scores or play-by-play, is available and should be requested through the Communications Department.

## WHATABURGER FIELD GROUND RULES & DISTANCES

### Ground Rules

1. Both feet on warning track when catching a foul ball into the stands, the clubhouse entry portal, or leaning against the tarp.
2. One foot on the top step of the dugout when catching a foul ball is permitted.
3. Ball that hits backstop guide-wire is a dead ball.
4. Any ball hit over the yellow line is a home run.
5. Any ball trapped under the outfield fence, that stays under, is a ground-rule double.

### Playing Field Distances

Left Field Line: 325 ft.

Left Field Power Alley: 370

Center Field: 400

Outfield Deepest Point: 407

Right Field Power Alley: 375

Pool & Spa: 360

Right Field Line: 315





## HOOKS PREGAME SCHEDULES

### 7:05 p.m.

	TIMES
HOOKS BATTING PRACTICE	4:10 – 5:00
VISITORS BATTING PRACTICE	5:00 – 5:50
SCREENS REMOVED	5:50 – 5:55
HOOKS INFIELD	5:55 – 6:05
VISITORS INFIELD	6:05 – 6:15
FIELD PREPARATION	6:15 – 6:55
PRE-GAME ACTIVITIES	6:30 – 6:57
UMPIRES / MANAGERS MEET	6:57
HOOKS TAKE THE FIELD	7:00
NATIONAL ANTHEM	7:01
HOOKS WARM-UP	7:03
GAME BEGINS	7:05

### 4:05 p.m.

	TIMES
HOOKS BATTING PRACTICE	1:10 – 2:00
VISITORS BATTING PRACTICE	2:00 – 2:50
SCREENS REMOVED	2:50 – 2:55
HOOKS INFIELD	2:55 – 3:05
VISITORS INFIELD	3:05 – 3:15
FIELD PREPARATION	3:15 – 3:55
PRE-GAME ACTIVITIES	3:30 – 3:57
UMPIRES / MANAGERS MEET	3:57
HOOKS TAKE THE FIELD	4:00
NATIONAL ANTHEM	4:01
HOOKS WARM-UP	4:03
GAME BEGINS	4:05

### 6:05 p.m.

	TIMES
HOOKS BATTING PRACTICE	3:10 – 4:00
VISITORS BATTING PRACTICE	4:00 – 4:50
SCREENS REMOVED	4:50 – 4:55
HOOKS INFIELD	4:55 – 5:05
VISITORS INFIELD	5:05 – 5:15
FIELD PREPARATION	5:15 – 5:55
PRE-GAME ACTIVITIES	5:30 – 5:57
UMPIRES / MANAGERS MEET	5:57
HOOKS TAKE THE FIELD	6:00
NATIONAL ANTHEM	6:01
HOOKS WARM-UP	6:03
GAME BEGINS	6:05

### 2:05 p.m.

	TIMES
HOOKS BATTING PRACTICE	11:10 – 12:00
VISITORS BATTING PRACTICE	12:00 – 12:50
SCREENS REMOVED	12:50 – 12:55
HOOKS INFIELD	12:55 – 1:05
VISITORS INFIELD	1:05 – 1:15
FIELD PREPARATION	1:15 – 1:55
PRE-GAME ACTIVITIES	1:30 – 1:57
UMPIRES / MANAGERS MEET	1:57
HOOKS TAKE THE FIELD	2:00
NATIONAL ANTHEM	2:01
HOOKS WARM-UP	2:03
GAME BEGINS	2:05

### VISITORS' CAGE WORK

For a 7:05 start...3:00-5:45

For a 6:05 start...2:00-4:45

For a 4:05 start....12:00-2:45

For a 2:05 start...10:00-12:45

### INCLEMENT WEATHER (7:05 start)

HOOKS CAGE WORK.....until 3:00/BP (Cage) 4:00-5:00

VISITOR CAGE WORK...3:00-4:00/BP (Cage) 5:00-5:45

*\*Adjustments to the pregame schedules may be necessitated to accommodate the pregame programs.*

**Any questions regarding the pregame schedule pertaining to field preparation may be directed to Andrew Batts at (361) 561-4689 or e-mail at [abatts@cchooks.com](mailto:abatts@cchooks.com)**

