

Sea Dogs

2019 MEDIA GUIDE

MOOKIE BETTS

2018 AMERICAN LEAGUE MVP
2014 PORTLAND SEA DOG





2019 Schedule

April

SUN	MON	TUE	WED	THU	FRI	SAT
	1	2	3	4 RE 6:00	5 RE 6:00	6 RE 1:00
7 RE 1:00	8 BI 6:00	9 BI 6:00	10 BI 6:00	11	12 TR 7:00	13 TR 1:00
14 TR 1:00	15 RE 6:45	16 RE 6:45	17 RE 1:15	18 TR 6:00	19 TR 6:00	20 TR 1:00
21	22 HF 6:00	23 HF 6:00	24 HF 6:00	25 BI 6:35	26 BI 7:05	27 BI 2:05
28 BI 2:05	29 HF 7:05	30 HF 7:05				

May

SUN	MON	TUE	WED	THU	FRI	SAT
			1 HF 10:35	2 BI 6:00	3 BI 6:00	4 BI 1:00
5 BI 1:00	6	7 NH 6:00	8 NH 6:00	9 NH 11:00	10 TR 7:00	11 TR 7:00
12 TR 1:00	13 HF 6:00	14 HF 6:00	15 HF 6:00	16 RE 6:45	17 RE 7:15	18 RE 6:15
19 RE 2:15	20 TR 7:00	21 TR 7:00	22 TR 7:00	23 TR 10:30	24 AL 6:00	25 AL 1:00
26 AL 1:00	27 AL 1:00	28 HF 7:05	29 HF 7:05	30 HF 10:35	31 BI 7:05	

June

SUN	MON	TUE	WED	THU	FRI	SAT
						1 BI 6:35
2 BI 2:05	3	4 RI 6:00	5 RI 6:00	6 RI 11:00	7 BO 6:00	8 BO 6:00
9 BO 1:00	10	11 AL 6:30	12 AL 6:30	13 AL 6:30	14 AK 7:05	15 AK 7:05
16 AK 2:05	17 ER 7:05	18 ER 7:05	19 ER 2:05	20	21 RE 7:00	22 RE 6:00
23 RE 1:00	24 NH 7:00	25 NH 7:00	26 NH 7:00	27 RE 7:15	28 RE 7:15	29 RE 6:45
30 RE 5:15						

July

SUN	MON	TUE	WED	THU	FRI	SAT
	1 TR 7:00	2 TR 7:00	3 TR 6:00	4 NH 7:05	5 NH 7:05	6 NH 7:05
7 NH 1:35	8	9	10	11 BI 7:00	12 BI 7:00	13 BI 6:00
14 BI 1:00	15 NH 7:05	16 NH 7:05	17 NH 12:05	18 HB 7:00	19 HB 7:00	20 HB 6:00
21 HB 1:00	22 HF 7:00	23 HF 7:00	24 HF 12:00	25 HB 7:00	26 HB 7:00	27 HB 6:00
28 HB 1:00	29	30 RI 6:35	31 RI 6:35			

August

SUN	MON	TUE	WED	THU	FRI	SAT
						1 RI 6:35
4 BO 1:35	5	6 ER 7:00	7 ER 7:00	8 ER 12:00	9 AK 7:00	10 AK 6:00
11 AK 1:00	12	13 HF 7:05	14 HF 7:05	15 HF 7:05	16 NH 7:05	17 NH 7:05
18 NH 1:35	19 RE 7:00	20 RE 7:00	21 RE 12:00	22 TR 6:00	23 TR 7:00	24 TR 6:00
25 TR 1:00	26 BI 6:35	27 BI 6:35	28 BI 6:35	29 BI 6:35	30 NH 7:00	31 NH 6:00

September

SUN	MON	TUE	WED	THU	FRI	SAT
1 NH 1:00	2 NH 1:00	3	4	5	6	7
			PLAYOFFS BEGIN			

WORLD SERIES CHAMPIONS
2018

AA AFFILIATE

EASTERN LEAGUE EASTERN DIVISION

BI BINGHAMTON RAINBOW PONIES NEW YORK METS	NH NEW HAMPSHIRE FISHER CATS TORONTO BLUE JAYS	RE READING FIGHTING PHILS PITTSBURGH PIRATES
HF HARTFORD YARD GOATS CINCINNATI REDS	PO PORTLAND SEA DOGS BALTIMORE ORIOLES	TR TRENTON THUNDER NEW YORK YANKEES

EASTERN LEAGUE WESTERN DIVISION

AK AKRON RUBBERDUCKS CLEVELAND INDIANS	BO BOWNE BAYSOX BOSTON RED SOX	HB HARRISBURG SENATORS WASHINGTON NATIONALS
AL ALBUQUERQUE CURVE PITTSBURGH PIRATES	ER ERIC SERENOVS DETROIT TIGERS	RI RICHMOND FLYING SQUADRES SAN FRANCISCO GIANTS

SCHEDULE AND GAME TIMES SUBJECT TO CHANGE

HOME GAME

AWAY GAME

FIREWORKS

FRI 5/24
SAT 6/22
WED 7/2
SAT 7/27
THU 8/22

TABLE OF CONTENTS

Sea Dogs Information

Front Office Directory.....	4
Hadlock Field.....	5
Directions & Parking.....	5
Ticket & Group Info.....	6
Promotional Schedule.....	7

Boston Red Sox Organization

Front Office Directory.....	10
Red Sox Farm System.....	11
2018 Boston Red Sox Statistics.....	12
2018 Pawtucket Red Sox Statistics.....	14
2018 Portland Sea Dogs Statistics.....	16
2018 Salem Red Sox Statistics.....	18
2018 Greenville Drive Statistics.....	19
2018 Lowell Spinners Statistics.....	20
Red Sox <i>Baseball America</i> Info.....	22
2018 Red Sox Draft Results.....	24
Sea Dogs Managerial Records.....	24

2019 Portland Sea Dogs Field Staff

Sea Dogs Manager.....	25
Sea Dogs Coaching Staff.....	26

Eastern League

Eastern League Directory.....	27
Eastern League Policies.....	28
Eastern League Stadium Info.....	29
Eastern League Standings.....	30
2018 Eastern League Leaders.....	33
Eastern League Champions.....	34
Eastern League Travel.....	36
Eastern League Umpires.....	37
Eastern League Opponents.....	38
Series Sweeps.....	49

2018 Sea Dogs Season in Review

Season Summary.....	51
Record When.....	52
Transactions.....	53
Highs & Lows.....	55
Day-by-Day.....	57

Sea Dogs History & Records

Sea Dogs Timeline.....	59
Sea Dogs "Firsts".....	64
Last Time it Happened.....	65
Position Players Who Have Pitched.....	65
Pitchers Who Have Homered.....	65
Individual Monthly Leaders.....	66
Team Monthly Leaders.....	67
Yearly Team Leaders.....	68
Individual Streaks.....	69
Player of the Week Awards.....	70
Sea Dogs Honors & Awards.....	71
Sea Dogs All-Stars.....	72
Team Awards.....	73
Top Performances.....	74
Single Game Records.....	75
Franchise Records.....	76
Single Season Records.....	77
Career Records.....	78
All-Time Roster.....	79
Hall of Fame.....	84
Playoff History.....	89
Playoff Procedures.....	93
Opening Day Lineups.....	94
Rehab Assignments.....	95
Attendance History.....	96
History of Baseball in Maine.....	97

Media Information

Sea Dogs Radio & TV Networks.....	98
Media Outlets.....	98
Credential Information.....	99
Standard Game Times.....	100
Batting Practice & Infield Schedule.....	100
Sea Dogs' Media Contacts.....	100
How Did You Get That?.....	101
Hadlock Field Ground Rules.....	102

About the Media Guide

The 2019 Portland Sea Dogs Media Guide was produced by Mike Antonellis, Chris Cameron & Ted Seavey. Editorial assistance provided by Mike Antonellis. Statistical information provided by Major League Baseball Advanced Media.

FRONT OFFICE DIRECTORY



Portland Sea Dogs
Class AA- Eastern League
Affiliate- Boston Red Sox
OFFICE: 207-874-9300
TICKETS: 207-879-9500
FAX: 207-780-0317
E-MAIL: seadogs@seadogs.com

STREET ADDRESS

271 Park Avenue
Portland, Maine 04102

MAILING ADDRESS

PO Box 636
Portland, Maine 04104

Ownership, Management

Owned & Operated.....	Portland Maine Baseball Inc.
Chairman.....	Bill Burke
Treasurer.....	Sally McNamara
President & General Manager.....	Geoff Iacuessia
Senior Vice President.....	John Kameisha
Vice President/ Financial & Game Operations.....	Jim Heffley
Vice President/Communications & Fan Experience.....	Chris Cameron
Assistant General Manger/Sales.....	Dennis Meehan
Ticket Office Manager.....	Bryan Pahigian
Director of Corporate Sales.....	Justin Phillips
Account Manager, Sales.....	John Muzzy
Mascot Coordinator/Community Relations.....	Tim Jorn
Director of Creative Services.....	Ted Seavey
Director of Broadcasting/Media Relations.....	Mike Antonellis
Director of Food Service.....	Mike Scorza
Assistant Ticket Office Manager.....	Allison Casiles
Assistant Director, Food Service.....	Greg Moyes
Ticket Office Coordinator.....	Alan Barker
Ticket Office Coordinator.....	Samantha Fletcher
Assistant Souvenir Store Manager.....	Melissa Mayhew
Head Groundskeeper.....	Jason Cooke
Assistant Head Groundskeeper.....	Andy Cashman
Home Clubhouse Manager.....	Mike Coziahr
Visiting Clubhouse Manager.....	Reed Weekes
Senior Advisor.....	Charlie Eshbach
Director of Security.....	Glenn Stankiewicz
PA Announcer.....	Paul Coughlin
Official Scorer.....	Thom Hinton
Scoreboard Operator.....	Tom Clifford

HADLOCK FIELD

Named After: Edson Hadlock Jr., The baseball coach at Portland High School from 1950-1978.

Opened: April 18, 1994

Seating Capacity: 7,368

Dimensions

	Feet	Height
Left Field	315	37 feet
Center Field	400	8 feet
Right Field	330	16 feet

"The Maine Monster"

	Fenway Park	Hadlock Field
Left Field Dimension	310 feet	315 feet
Height of Wall	37 feet	37 feet
Length of Wall	240 feet	160 feet
Height of Screen	23 feet*	12 feet
Color of Wall	Green	Green
Material of Wall	Hard Plastic	Wood
Scoreboard	Manual	Electronic

* Before screen was removed to add seats

STADIUM EXPANSIONS

<u>Year</u>	<u>Capacity</u>	<u>Addition</u>
1994	6,000	
1995	6,500	Section 315--500 additional General Admissions on 3rd base line
1998	6,860	Sections 201--203 (Upper Box Seats)--added and expanded
2002	6,975	Picnic Area--115 seats added
2006	7,368	Right Field--393 seats added in U.S. Cellular Pavilion

DIRECTIONS

From the South: From Interstate 295 - take exit 5 (Congress St.), merge onto Congress Street and stay left. Make a left at the first set of lights (St. John St.), stay right and merge onto Park Avenue. Hadlock Field will be directly in front of you.

From the North: From Interstate 295 - take exit 6A (Forest Ave. South), turn right at the first set of lights (go through Deering Oaks Park) and take a right onto Park Avenue. Go approximately 1/3 mile. The stadium is just past the Expo building on your right.

PARKING INFORMATION

Parking: The City of Portland has the following lots available for parking:

Fitzpatrick Stadium

Portland Expo/ Ice Arena

Maine Medical Center Parking Garage

Maine Medical Center Lot # 2 (located at 995 Congress St.)

These lots are safe, lighted, and monitored throughout the game.

PARKING RESTRICTIONS

Parking is **NOT** available on the following streets:

Grant St. (from Deering to Weymouth)

Weymouth St

Forest St.

Gilman St.

Valley Washburn (Dead End Portion)

St. John (between Washburn and Granite)

Parking on these streets is limited to one hour, unless you are a resident.

TICKET & GROUP INFORMATION

Phone: (207) 879-9500
Fax: (207) 879-9508
E-mail: tickets@seadogs.com

Hours:
 Monday-Friday 9:00- 5:00 PM
 Saturday 10:00-2:00 PM
 Game Days: Ticket Office will open at 9:00 AM on all game days and remain open until the 8th inning.

Advance Ticket Prices:

	Adult	Child/Senior
Box Seats	\$11.00	\$10.00
U.S. Cellular Pavilion	\$11.00	\$10.00
Reserved Seats	\$10.00	\$9.00
Skyview	\$10.00	\$9.00
General Admission	\$9.00	\$6.00
All You Can Eat	\$26.00	

(Prices increase by a dollar day of game)

Children = 16 and under
 Senior = 62 and over

Children two years and younger do not require a ticket provided they sit on a guardian's lap.

Discounted Group Rates:

	<u>Box</u>	<u>Reserved</u>	<u>GA</u>
Minimum of 20			
Adult	\$11.00	\$8.00	\$6.00
Child/Senior	\$11.00	\$8.00	\$6.00

Season Tickets:

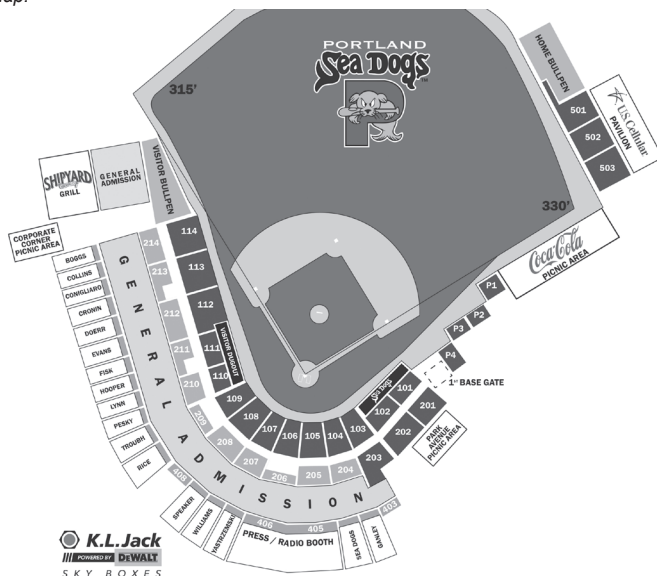
Box Seat Season Tickets:
 Annual Contract: \$497.00/seat
 Three Year Contract: \$461.50/seat

Reserved Seat Season Tickets:
 Annual Contract: \$461.50/seat
 Three Year Contract: \$426.00/seat

General Admission Season Tickets:
 Annual Contract \$355.00/seat
 Three Year Contract N/A

Rain Check Policy:

If less than five innings of one game (4 1/2 innings if the Sea Dogs are ahead) are played, tickets may be exchanged at the Box Office for one ticket of equal or lesser value for any remaining regular season game, based upon availability.



PROMOTIONAL SCHEDULE

<u>DATE</u>	<u>PROMOTION</u>	<u>SPONSOR</u>
April 4	Opening Day Read Your Way to Opening Day	
April 5	Bark in the Park	Idexx
April 6	Schedule Magnet Giveaway Hot 104.7 FM Day Hot 104.7 FM First Responders Day Salute to Mustache's The Kastaways	Paul White Company
April 7	Wally & Tessie Appearance Kids Run the Bases Kids Club Day #1 PI Day/ National No Housework Day	
April 8	MOMDay Mainer Monday	Sun Tan City
April 9	Volunteer Appreciation	
April 10	National Sibling Day Salute to the 2014 team	
April 18	25th Anniversary Hat Giveaway Referee and Umpire Appreciation	Paul White Company
April 20	Easter Egg Hunt & Easter Bunny Appearance Autism Awareness Day The Kastaways Most Improved Students #1 Friends & Family Day	
April 22	MOMDay Mainer Monday	Sun Tan City
April 23	Shakespeare at the Ballpark	
May 2	Administrative Assistant's Day	
May 3	Teacher Appreciation Night Portland Peninsula Community Night Civil Rights Night Kindergarten Graduation	
May 4	Game of Thrones Day The Baby Derby Most Improved Students #2 Girl Scouts of Maine The Kastaways	
May 5	Pink Out the Park/ Breast Cancer Awareness Day Slugger's Birthday Celebration Mother/Son Day Most Improved Students #3 Kids Club Day #2 Slugger's Birthday Brush and Floss Challenge Kids Run the Bases	
May 7	National Sidekick Day New Teachers Night	
May 8	College & Trades Fair (3:00-5:00 PM) Nurse's Night College Fair Third Shift Night	
May 9	Education Day	
May 12	Mother's Day 5K Road Race	Intermed
May 13	MOMDay High School Night of Champions	Sun Tan City
May 14	Most Improved Students #4	

PROMOTIONS (CONT.)

DATE	PROMOTION	SPONSOR
May 15	Joan Benoit Samuelson Bobblehead Giveaway	
May 24	Fireworks	U.S. Cellular
	CCFCU Member Night	
May 25	MiLB Sun Safety Initiative/Lyme Disease Awareness	
	The Kastaways	
	Most Improved Students #5	
	Maine Academy of Modern Music Day	
May 26	Kids Club Day #3 - Superhero Day featuring an appearance by Black Panther	
	Brush and Floss Challenge	
	Kids Run the Bases	
May 27	MOMDay	Sun Tan City
	Most Improved Students #6	
June 4	Yarmouth Community Night	
June 5	Jackie Bradley Jr. Bobblehead Giveaway	Dunkin'
	Baseball & Brews	
June 6	Education Day	
June 7	Maine Tourism Association Night	Maine Tourism Association
June 8	Pride Night	Pride Portland!
	The Kastaways	
June 9	Play Catch on the Field (10:00-11:15 AM)	
	Sun Journal Subscriber Night	
	Father/ Daughter Day (AC)	
	Kids Run the Bases	
June 21	Maine Whoopie Pies Game	Trademark Federal Credit Union
	Bark in the Park	Idexx
June 22	Fireworks Emerson	Toyota
	WLOB First Responder Night	
	The Kastaways	
June 23	Special Olympics Maine Day	
	Yoga in the Outfield (10:15-11:15 AM)	
	Kids Club Day #4	
	Kids Run the Bases	
June 24	Brock Holt Bobblehead Giveaway	AAA
	MOMDay	Sun Tan City
June 25	Goodwill Donation Drive	Goodwill Northern New England
June 26	Margaritaville Night at the Park featuring Tiki Thom & the Beach Band	Agren Appliance
	Winning Wednesday	
	Brush and Floss Challenge	
July 1	Lewiston/ Auburn Community Night	
	MOMDay	
July 3	Fireworks	Infinity FCU
	Winning Wednesday	Agren Appliance
July 11	80's Night featuring The Awesome	PM Construction
July 12	Brunswick Community Night	
July 13	Appearance by American Ninja Warrior John the Giant	
	Be the Match Night	
	The Kastaways	
July 14	Kids Club Day #5 - Princess & Pirate Day	
	Kids Run the Bases	
July 22	Biddeford/ Saco Community Day	
	MOMDay	Sun Tan City
	Joe Torre Safe at Home Domestic Violence Awareness	
July 23	Faith & Family Night	
July 25	Mookie Betts Bobblehead Giveaway	Bath Savings
	90's Night featuring Hello Newman	

PROMOTIONS (CONT.)

<u>DATE</u>	<u>PROMOTION</u>	<u>SPONSOR</u>
July 26	Witchcraft & Wizardry Night	
July 27	Fireworks	Portland Press Herald
	The Kastaways	
July 28	Kids Run the Bases	
	Bangor Community Day	
August 6	South Portland/ Cape Elizabeth Community Night	
August 7	Augusta Community Night	
	Winning Wednesday	Agren Appliance
August 9	Scarborough Community Night	
August 10	Star Wars Night	Saco & Biddeford Savings
	U.S. Cellular Night	
	The Kastaways	
August 11	Play Catch on the Field (10:00-11:15 AM)	
	Military Appreciation Day	Northeast Laboratory Services
	Kids Run the Bases	
August 19	Andrew Benintendi Bobblehead Giveaway	Royal River Heat Pumps
	Westbrook Community Night	
	MOMDay	Sun Tan City
August 20	20's Night	
August 22	Fireworks	Eldredge Lumber & Hardware
	Elvis Night featuring Dana Z as Elvis	
	MiLB CommUNITY Night	
August 23	Women in Sports Night	
August 24	Bark in the Park	Idexx
	Portsmouth Community Night	
	The Kastaways	
August 25	Kids Club Day #6	
	Kids Run the Bases	
August 30	Sea Dogs Hall of Fame announcement	UNUM
	WLOB Operation Patriotism	
August 31	The Kastaways	
September. 1	Field of Dreams	
	Kids Run the Bases	
September 2	Team Awards Presentation	
	Brush and Floss Challenge	
	MOMDay	Sun Tan City

RED SOX FRONT OFFICE



Fenway Park
4 Jersey Street
Boston, MA 02215
617-267-9440
www.redsox.com

OFFICERS

Principal Owner.....	John W. Henry
Chairman.....	Thomas C. Werner
President/CEO.....	Sam Kennedy
President of Baseball Operations.....	David Dombrowski
President/CEO Emeritus.....	Larry Lucchino

EXECUTIVE MANAGEMENT TEAM

Executive Vice President / Chief Strategy Officer.....	David Beeston
Executive Vice President / Chief Operating Officer.....	Jonathan Gilula
Executive Vice President / Chief Marketing Officer.....	Adam Grossman
Executive Vice President / Partnerships.....	Troup Parkinson
Executive Vice President / FSG Corporate Strategy & General Counsel.....	Ed Weiss
Senior Vice President / Ticketing, Fenway Events & Concerts.....	Ron Bumgarner
Executive Vice President / Assistant General Manager.....	Brian O'Halloran
Executive Vice President / Assistant General Manager.....	Eddie Romero
Senior Vice President / Player Personnel.....	Frank Wren
Executive Director, Red Sox Foundation.....	Rebekah Salwasser

BASEBALL OPERATIONS & ADMINISTRATION

Vice President / Pitching Development & Assistant Pitching Coach.....	Brian Bannister
SVP / Major League & Minor League Operations.....	Raquel Ferreira
Vice President / Special Assistant to the President of Baseball Operations.....	Tony La Russa
SVP / Assistant General Manager.....	Zack Scott
Senior Director, Team Travel.....	Jack McCormick
Executive Assistant, Baseball Operations.....	Erin Cox
Special Assistants to the President of Baseball Operations.....	Pedro Martinez, Jason Varitek
Senior Advisor, Baseball Operations.....	Bill James
Director, Baseball Administration and Special Projects.....	Mike Regan
Director, Baseball Systems.....	Michael Ganley
Senior Analyst, Baseball Research & Development.....	Gregory Rybarczyk
Analysts, Baseball Research & Development.....	Spencer Bingol, Dan Meyer
Senior Developers, Baseball Systems.....	Eric Edvalson, Fred Hubert

MINOR LEAGUE OPERATIONS

Vice President / Player Development.....	Ben Crockett
Director, Minor League Operations.....	Brian Abraham
Pitching Coordinator, Performance.....	Dave Bush
Minor League Equipment Manager.....	Mike Stelmach
Player Development Consultants.....	Dick Berardino, Tony Cloninger, Dwight Evans, Tommy Harper, Carl Yastrzemski

SCOUTING

Vice President/Player Personnel.....	Jared Banner
Vice President/Professional Scouting.....	Gus Quattlebaum
Vice President/Amateur Scouting.....	Michael Rikard
Vice President/International Scouting.....	Adrian Lorenzo
Assistant Director, Amateur Scouting.....	Paul Toboni
Advance Scout.....	Steve Langone
Assistant Director, Professional Scouting.....	Harrison Slutsky
Assistant, Amateur Scouting.....	Devin Pearson
Assistant, International Scouting.....	James Kang
Special Assistant, Player Personnel.....	Mark Wasinger
Special Assignment Scouts.....	Eddie Bane, Steve Peck, Brad Sloan

COMMUNICATIONS

Senior Director of Corporate Communications.....	Zineb Curran
Senior Director of Media Relations.....	Kevin Gregg
Senior Manager of Media Relations.....	Abby DeCiccio
Media Relations Coordinator.....	Justin Long
Media Relations Assistant.....	Chris Gilligan
Media Relations Assistant/Translator.....	Daveson Perez

BOSTON RED SOX FARM SYSTEM



Pawtucket Red Sox
McCoy Stadium (10,000)
Ben Mondor Way
P.O. Box 2365
Pawtucket, RI 02861-2365
(401) 724-7300
Fax (401) 724-2140
www.pawsox.com

International
(Triple-A)

Billy McMillon-Manager
Bruce Crabbe-Coach
Rich Gedman-Hitting Coach
Kevin Walker-Pitching Coach
David Herrera-Trainer

Larry Lucchino, Chairman
Mike Tamburro, Vice Chairman
Charles Steinberg, President
Dan Rea, Senior VP/GM
Bill Wanless, VP Communications
& Community Relations
pr@pawsox.com



Portland Sea Dogs
Hadlock Field (7,368)
271 Park Avenue
Portland, ME 04104
(207) 874-9300
Fax (207) 780-0317
www.seadogs.com

Eastern
(Double-A)

Joe Oliver-Manager
Lee May Jr.-Hitting Coach
Paul Abbott-Pitching Coach
Angel Sanchez-Coach
Scott Gallon-Trainer

Geoff Iacuesa, Pres/GM
John Kameisha, Senior VP
Mike Antonellis, Media Relations
mantonellis@seadogs.com



Salem Red Sox
Louis-Gale Field (6,300)
1004 Texas St.
Salem, VA 24153
(540) 389-3333
www.salemredsox.com

Carolina
(Advanced-A)

Corey Wimberly-Manager
Lance Zawadzki-Hitting Coach
Lance Carter-Pitching Coach
Nick Kuchwara-Trainer

Ryan Shelton, GM
Allen Lawrence, VP/Asst. GM
Melanie Newman, Media Relations
mnewman@salemsox.com



Greenville Drive
Fluor Field
at the West End (5,000)
945 South Maine St.
Greenville, SC 29601
(864) 240-4500
www.greenvilldriv.com

South Atlantic
(Single-A)

Iggy Suarez-Manager
Nelson Paulino-Hitting Coach
Bob Kipper-Pitching Coach
Phil Millan-Trainer

Craig Brown, Owner/Pres.
Eric Jarinko, GM
Cameron White, PR
Cameron@greenvilldriv.com



Lowell Spinners
LeLachur Park (5,000)
450 Aiken St.
Lowell, MA 01854
(978) 459-2255
www.lowellspinners.com

New York-Penn
(Short-A)

Luke Montz-Manager
Nate Spears-Hitting Coach
Nick Green-Pitching Coach
Taylor Boucher-Trainer

Drew Weber, Owner & CEO
Shawn Smith, GM
Connor Sullivan, MR
video@lowellspinners.com



Gulf Coast Red Sox
JetBlue Park (9,500)
1500 Fenway South Drive
Fort Myers, FL 33913
(239) 226-6158

Gulf Coast
(Rookie)

Tom Kotchman-Manager
Dave Tomlin-Coach
Junior Zamora-Hitting Coach
Miguel Bonilla-Pitching Coach
Mickey Jiang-Coach
Joel Harris-Trainer

2018 BOSTON RED SOX

BOSTON RED SOX

108-54

BATTERS	AVG	G	AB	R	H	2B	3B	HR	RBI	BB	SO	SB	CS	SF	OBP	HBP	E
Benintendi, Andrew	.290	148	579	103	168	41	3	16	87	71	106	21	3	7	.366	2	4
Betts, Mookie	.346	136	520	129	180	47	5	32	80	81	91	30	6	5	.438	8	1
Bogaerts, Xander	.288	136	513	72	148	45	3	23	103	55	102	8	2	6	.360	6	10
Bradley Jr., Jackie	.234	144	474	76	111	33	4	13	59	46	137	17	1	4	.314	11	6
Butler, Dan	.167	2	6	0	1	0	0	0	1	0	2	0	0	1	.143	0	0
Devers, Rafael	.240	121	450	59	108	24	0	21	66	38	121	5	2	2	.298	0	24
Holt, Brock	.277	109	321	41	89	18	2	7	46	37	73	7	7	2	.362	7	1
Kinsler, Ian	.242	37	132	17	32	6	0	1	16	10	24	7	3	1	.294	0	2
Leon, Sandy	.177	89	265	30	47	12	0	5	22	15	75	1	0	1	.232	4	1
Lin, Tzu-Wei	.246	37	65	15	16		2	0	2	9	17	1	1	0	.369	0	1
Martinez, J.D.	.330	150	569	111	188	37	2	43	130	69	146	6	1	7	.402	4	0
Moreland, Mitch	.245	124	404	57	99	23	4	15	68	50	102	2	0	5	.325	5	2
Nunez, Eduardo	.265	127	480	56	127	23	3	10	44	16	69	7	2	3	.289	2	7
Pearce, Steven	.279	50	136	19	38	8	1	7	26	22	27	0	0	2	.394	5	1
Pedroia, Dustin	.091	3	11	1	1	0	0	0	0	2	1	0	0	0	.231	0	0
Phillips, Brandon	.130	9	23	4	3	0	0	1	2	4	7	0	0	0	.259	0	2
Ramirez, Hanley	.254	44	177	25	45	7	0	6	29	14	35	4	1	2	.313	2	0
Renda, Tony	.000	1	0	1	0	0	0	0	0	0	0	0	0	0	.000	0	0
Swihart, Blake	.229	82	192	28	44	10	0	3	18	15	57	6	1	0	.285	0	1
Travis, Sam	.222	19	36	5	8	3	0	1	7	2	10	0	0	0	.263	0	1
Vazquez, Christian	.207	80	251	24	52	10	0	3	16	13	41	4	1	0	.257	4	3
Team Total	.268	162	5623	876	1509	355	31	208	829	569	1253	125	31	48	.339	55	77

2018 BOSTON RED SOX

PITCHERS	W	L	ERA	G	GS	CG	SHO	SV	IP	H	R	ER	HR	HB	BB	SO	BK	WP
Barnes, Matt	6	4	3.65	62	0	0	0	0	61.2	47	25	25	5	2	31	96	0	8
Beeks, Jalen	0	1	12.79	2	1	0	0	0	6.1	11	9	9	1	1	4	5	0	0
Brasier, Ryan	2	0	1.60	34	0	0	0	0	33.2	19	6	6	2	0	7	29	0	1
Cuevas, William	0	2	7.41	9	1	0	0	0	17.0	20	14	14	3	4	11	20	0	2
Eovladi, Nathan	3	3	3.33	12	11	0	0	0	54.0	57	28	20	3	2	12	48	0	3
Haley, Justin	0	0	4.70	4	0	0	0	0	7.2	10	4	4	2	0	3	0	0	0
Hembree, Heath	4	1	4.20	67	0	0	0	0	60.0	53	30	28	10	1	27	76	1	4
Johnson, Brian	4	5	4.17	38	13	0	0	0	99.1	104	49	46	16	1	38	87	0	1
Kelly, Joe	4	2	4.39	73	0	0	0	2	65.2	57	34	32	4	5	32	68	0	4
Kimbrell, Craig	5	1	2.74	63	0	0	0	42	62.1	31	19	19	7	2	31	96	0	7
Pomeranz, Drew	2	6	6.08	26	11	0	0	0	74.0	87	53	50	12	4	44	66	1	4
Porcello, Rick	17	7	4.28	33	33	1	0	0	191.1	177	97	91	27	16	48	190	1	3
Poyner, Bobby	1	0	3.22	20	0	0	0	0	22.1	22	8	8	4	2	3	24	0	0
Price, David	16	7	3.58	30	30	1	0	0	176.0	151	75	70	25	10	50	177	0	1
Rodriguez, Eduardo	13	5	3.82	27	23	0	0	0	129.2	119	56	55	16	4	45	146	0	1
Sale, Chris	12	4	2.11	27	27	0	0	0	158.0	102	39	37	11	14	34	237	0	4
Scott, Robby	0	1	8.10	9	0	0	0	0	6.2	10	6	6	2	5	5	8	0	0
Smith, Carson	1	1	3.77	18	0	0	0	0	14.1	14	6	6	2	0	6	18	0	0
Thornburg, Tyler	2	0	5.63	25	0	0	0	0	24.0	28	15	15	6	1	10	21	0	2
Velazquez, Hector	7	2	3.18	47	8	0	0	0	85.0	97	35	30	7	7	26	53	0	4
Walden, Marcus	0	0	3.68	8	0	0	0	1	14.2	14	7	6	0	1	3	14	0	2
Workman, Brandon	6	1	3.27	43	0	0	0	0	41.1	34	15	15	6	0	16	37	0	0
Wright, Steven	3	1	2.68	20	4	0	0	1	53.2	41	17	16	5	2	26	42	0	0
Team Total	108	54	3.75	162	162	2	14	46	1458.2	1305	647	608	176	84	512	1558	0	0

2018 PAWTUCKET RED SOX

PAWTUCKET RED SOX

66-73

BATTERS	AVG	G	AB	R	H	2B	3B	HR	RBI	BB	SO	SB	CS	SF	OBP	HBP	E
Barfield, Jeremy	.132	26	91	9	12	3	0	2	6	12	34	0	0	2	.243	2	0
Betts, Jordan	.264	36	121	13	32	9	0	3	16	12	38	0	0	1	.328	0	3
Bogaerts, Xander	.667	1	3	1	2	1	0	1	1	0	0	0	0	0	.667	0	0
Butler, Dan	.212	67	212	21	45	9	0	6	26	31	44	0	0	2	.321	4	1
Castillo, Rusney	.319	117	474	56	151	31	0	5	59	29	80	13	7	4	.360	4	0
Chavis, Michael	.273	8	33	8	9	3	0	2	7	1	12	0	0	0	.294	0	2
De Jesus Jr., Ivan	.261	97	349	33	91	16	0	4	31	32	69	2	3	5	.331	7	13
De La Guerra, Chad	.137	22	73	6	10	2	0	1	4	1	21	2	0	1	.158	1	6
Devers, Rafael	.333	6	21	3	7	2	0	1	2	1	6	0	0	0	.364	0	1
Flores, Ramon	.215	56	195	13	42	7	1	3	17	23	42	2	1	2	.299	1	1
Hernandez, Oscar	.205	47	151	16	31	7	0	1	14	14	37	1	0	1	.284	3	5
Holt, Brock	.333	1	3	0	1	0	0	0	0	0	0	0	0	0	.333	0	0
Lin, Tzu-Wei	.307	68	277	33	85	20	2	5	25	23	64	3	4	0	.362	1	8
Lind, Adam	.216	47	171	21	37	7	0	8	32	14	36	0	0	4	.270	0	2
Lind, Adam	.223	63	229	28	51	11	0	10	39	19	49	0	1	4	.278	0	2
Lopez, Deiner	.250	7	24	2	6	2	0	1	2	1	7	0	0	0	.280	0	1
Miller, Mike	.284	102	320	42	91	12	0	4	31	30	53	10	5	5	.346	3	7
Ockimey, Josh	.215	27	93	10	20	2	0	5	15	11	37	1	0	0	.305	1	6
Ohlman, Mike	.208	69	236	28	49	6	0	10	28	36	91	1	0	3	.312	1	7
Olt, Mike	.224	71	228	37	51	14	0	11	27	45	86	0	0	1	.357	3	10
Ortega, Jonathan	.000	2	3	1	0	0	0	0	0	0	0	0	0	0	.000	0	0
Pedroia, Dustin	.071	5	14	1	1	0	0	0	0	3	3	0	0	0	.235	0	0
Phillips, Brandon	.302	38	149	29	45	14	0	4	19	9	26	1	1	1	.348	2	3
Renda, Tony	.288	42	170	30	49	8	1	2	11	11	31	6	1	1	.337	2	4
Sturgeon, Cole	.214	67	238	20	51	6	1	3	20	19	61	8	2	1	.277	2	3
Tavarez, Aneury	.226	104	394	46	89	18	2	8	34	30	104	9	5	3	.284	3	2
Travis, Sam	.258	97	361	35	93	13	0	8	43	29	89	1	2	4	.317	4	3
Vazquez, Christian	.273	3	11	1	3	0	0	0	1	1	1	0	0	0	.333	0	0
Witte, Jantzen	.252	29	103	13	26	6	2	2	13	7	32	0	1	0	.313	2	5
Wren, Kyle	.230	37	126	7	29	6	1	1	15	15	34	4	2	2	.308	0	1
Team Totals	.249	139	4644	535	1158	224	10	101	499	440	1138	64	34	43	.318	46	107

2018 PAWTUCKET RED SOX

PITCHERS	W	L	ERA	G	GS	CG	SHO	SV	IP	H	R	ER	HR	HB	BB	SO	BK	WP
Beeks, Jalen	5	5	2.89	16	16	0	0	0	87.1	70	33	28	10	2	25	117	1	5
Brasier, Ryan	2	5	1.34	34	0	0	0	13	40.1	29	10	6	1	1	8	40	0	1
Buttrey, Ty	1	1	2.25	32	0	0	0	1	44.0	36	16	11	4	3	14	64	1	2
Cuevas, William	10	7	3.39	23	23	0	0	0	135.1	120	59	51	17	5	38	121	0	1
Elias, Roenis	1	0	1.23	4	0	0	0	1	7.1	2	2	1	1	3	2	9	1	1
Gorst, Matthew	0	2	4.12	11	0	0	0	0	19.2	20	13	9	3	4	3	10	1	0
Haley, Justin	6	8	3.80	22	22	0	0	0	113.2	124	52	48	10	3	33	107	2	7
Jerez, Williams	2	1	3.63	34	0	0	0	5	52.0	48	22	21	6	1	24	69	0	5
Jimenez, Dedgar	1	0	3.00	1	1	0	0	0	6.0	5	2	2	0	0	1	4	0	0
Kelley, Trevor	1	1	1.54	13	0	0	0	1	23.1	21	6	4	1	0	9	20	0	3
Kent, Matthew	0	0	6.75	1	1	0	0	0	5.1	7	4	4	0	1	1	6	0	2
Lakins, Travis	1	0	1.65	10	0	0	0	2	16.1	11	6	3	0	1	5	15	0	0
Maddox, Austin	1	1	24.55	5	0	0	0	0	3.2	12	10	10	2	0	8	4	0	0
Martin, Kyle	3	2	3.33	30	0	0	0	1	51.1	39	24	19	2	2	28	57	0	3
Pomeranz, Drew	0	2	5.49	5	5	0	0	0	19.2	16	12	12	7	0	13	12	0	1
Poyner, Bobby	0	0	3.14	33	0	0	0	6	43.0	43	17	15	4	3	11	35	0	0
Rodriguez Jr., Fernando	3	4	3.20	30	6	0	0	2	64.2	50	28	23	10	0	26	71	0	4
Scott, Robby	3	3	1.86	45	0	0	0	3	48.1	35	13	10	1	2	21	63	0	3
Shawaryn, Mike	3	2	3.93	7	6	1	1	0	36.2	30	16	16	6	1	11	33	0	0
Shepherd, Chandler	7	10	3.89	25	25	0	0	0	129.2	142	66	56	13	6	34	107	0	3
Smith, Josh A.	5	6	4.14	18	10	0	0	1	74.0	75	35	34	5	2	16	76	0	2
Smith, Josh D.	9	5	3.01	28	14	0	0	0	98.2	85	35	33	4	14	43	97	0	1
Stankiewicz, Teddy	0	1	27.00	1	1	0	0	0	2.0	7	6	6	1	0	3	1	0	0
Sturgeon, Cole	0	1	--	1	0	0	0	0	0.0	0	1	0	0	0	0	0	0	0
Taylor, Josh	0	0	0.00	1	0	0	0	0	2.0	1	0	0	0	0	0	3	0	0
Thornburg, Tyler	0	1	4.26	15	1	0	0	0	12.2	11	7	6	3	1	6	11	0	2
Velazquez, Hector	0	0	0.00	1	0	0	0	0	1.0	0	0	0	0	0	0	1	0	0
Walden, Marcus	0	4	4.96	18	5	0	0	2	32.2	44	24	18	2	2	17	24	0	3
Weems, Jordan	0	0	5.40	2	0	0	0	0	3.1	3	2	2	1	0	4	1	0	0
Workman, Brandon	2	1	3.90	17	0	0	0	1	30.0	21	14	13	3	1	5	34	0	0
Wright, Steven	0	0	3.78	5	3	0	0	0	16.2	20	9	7	0	2	4	9	1	1
Team Totals	66	73	3.43	139	139	1	9	39	1220.2	1127	544	465	117	60	413	1221	7	50

2018 PORTLAND SEA DOGS

PORTLAND SEA DOGS

63-76

BATTERS	AVG	G	AB	R	H	2B	3B	HR	RBI	BB	SO	SB	CS	SF	OBP	HBP	E
Betts, Jordan	.223	58	211	22	47	6	0	8	22	14	61	0	0	2	.281	4	5
Bladel, Johnny	.170	49	141	21	24	6	0	0	6	23	41	6	2	1	.293	2	0
Chavis, Michael	.303	33	122	23	37	7	0	6	17	13	35	3	1	0	.388	4	4
Dalbec, Bobby	.261	29	111	14	29	8	1	6	24	6	46	0	0	2	.323	5	4
De La Guerra, Chad	.266	80	316	51	84	13	2	15	54	32	96	4	1	2	.343	6	11
Gregor, Conrad	.057	12	35	2	2	0	0	1	3	6	12	0	0	0	.214	1	1
Lopez, Deiner	.226	46	159	15	36	11	3	2	18	7	43	2	4	1	.262	1	8
Lovullo, Nick	.203	58	187	23	38	8	1	2	14	22	39	1	0	0	.294	2	6
Lucena, Isaias	.250	8	20	0	5	0	0	0	2	5	5	0	0	0	.400	0	2
Madden, Charlie	.000	1	4	0	0	0	0	0	0	0	2	0	0	0	.000	0	
Madera, Chris	.200	18	70	10	14	2	1	0	5	2	10	2	0	2	.216	0	0
Mars, Danny	.255	125	411	62	105	21	3	3	32	45	97	19	5	3	.333	4	1
Matheny, Tate	.254	114	398	50	101	19	5	2	41	41	126	12	10	3	.326	3	6
Nishioka, Tanner	.300	3	10	2	3	2	0	0	0	0	3	0	0	0	.300	0	2
Nunez, Jhon	.241	70	232	28	56	7	3	2	21	21	46	4	3	2	.315	5	5
Ockimey, Josh	.254	90	311	43	79	19	2	15	56	59	112	0	1	5	.370	1	14
Olt, Mike	.000	3	10	0	0	0	0	0	1	0	4	0	0	1	.083	1	0
Procysheh, Jordan	.125	2	8	0	1	0	0	0	0	0	5	0	0	0	.125	0	1
Quiroz, Esteban	.299	24	87	19	26	5	0	7	24	13	19	1	1	0	.413	4	1
Rei, Austin	.249	83	265	25	66	13	2	7	31	36	72	2	1	3	.355	9	11
Renda, Tony	.371	26	97	19	36	11	0	3	16	9	13	4	1	0	.435	2	3
Rivera, Jeremy	.262	120	497	70	130	16	1	5	42	29	86	12	8	2	.304	2	14
Sturgeon, Cole	.365	31	126	19	46	9	0	6	18	12	20	5	0	1	.421	1	0
Tendler, Luke	.273	108	374	43	102	18	0	15	62	33	94	1	2	6	.335	5	2
Tobias, Josh	.228	34	123	12	28	4	0	1	8	7	32	1	0	2	.265	0	4
Vazquez, Christian	.500	1	2	1	1	0	0	0	3	0	0	0	0	1	.333	0	0
Witte, Jantzen	.277	75	278	43	77	18	1	10	50	31	74	6	3	2	.356	4	5
Team Total	.254	139	4615	618	1174	224	25	116	571	466	1200	85	43	41	.329	66	124

2018 PORTLAND SEA DOGS

PITCHERS	W	L	ERA	G	GS	CG	SHO	SV	IP	H	R	ER	HR	HB	BB	SO	BK	WP
Ball, Trey	4	4	7.58	34	1	0	0	0	65.1	97	60	55	11	2	26	56	0	3
Betts, Jordan	0	0	9.00	2	0	0	0	0	2.0	4	2	2	0	0	0	2	0	0
Cooney, Harrison	0	1	12.27	9	0	0	0	0	11.0	11	15	15	2	1	16	7	0	3
Cosart, Jake	2	2	5.94	19	0	0	0	0	36.1	39	33	24	6	1	15	45	0	5
Gorst, Matthew	2	0	0.00	9	0	0	0	1	20.1	10	1	0	0	0	7	15	0	3
Hart, Kyle	7	9	3.57	24	24	1	1	0	138.2	139	68	55	12	6	49	100	0	6
Hernandez, Darwinzon	0	0	3.00	5	0	0	0	0	6.0	6	3	2	0	2	6	10	0	4
Jimenez, Dedgar	10	7	4.39	25	24	2	1	0	137.1	124	69	67	18	4	55	116	0	2
Kelley, Trevor	1	2	3.82	28	0	0	0	5	33.0	31	17	14	1	1	13	25	0	3
Kent, Matthew	11	8	3.58	27	23	0	0	0	143.1	143	66	57	13	7	35	123	0	2
Lakins, Travis	2	2	2.61	26	6	0	0	1	38.0	27	16	11	3	3	13	42	0	3
Lau, Adam	0	4	4.13	36	0	0	0	3	56.2	57	32	26	9	2	28	59	0	5
Maddox, Austin	0	1	9.00	1	0	0	0	0	2.0	3	3	2	2	0	0	1	0	0
Martinez, Algenis	0	0	0.00	1	0	0	0	1	2.0	1	0	0	0	0	0	1	0	0
McAvoy, Kevin	0	2	8.64	9	7	0	0	0	33.1	36	34	32	4	5	32	28	0	7
McGrath, Daniel	3	3	3.63	33	11	0	0	1	89.1	88	40	36	4	4	37	79	0	12
O'Linger, Durin	0	1	23.14	1	1	0	0	0	2.1	6	7	6	1	0	3	1	0	0
Oliver, Jared	0	0	21.94	4	0	0	0	0	5.1	10	15	13	0	4	10	8	0	4
Pimentel, Yankory	0	1	10.22	7	0	0	0	0	12.1	16	17	14	5	1	13	15	0	2
Pomeranz, Drew	1	0	3.38	1	1	0	0	0	5.1	4	2	2	1	0	3	4	0	0
Poyner, Bobby	0	0	0.00	1	1	0	0	0	1.0	1	0	0	0	0	0	1	0	0
Rodriguez, Eduardo	0	0	0.00	2	2	0	0	0	8.0	3	0	0	0	0	4	14	0	0
Shawaryn, Mike	6	8	3.28	19	19	1	0	0	112.2	100	45	41	7	5	27	99	0	5
Smith, Josh D.	0	0	5.79	2	0	0	0	0	4.2	7	6	3	0	2	1	6	0	0
Stankiewicz, Teddy	8	13	4.67	25	19	1	0	0	148.1	156	87	77	23	8	39	114	0	5
Taylor, Josh	2	5	3.79	33	0	0	0	8	35.2	42	18	15	1	5	18	37	0	3
Thornburg, Tyler	0	0	7.36	3	0	0	0	0	3.2	4	3	3	1	0	2	4	0	0
Weems, Jordan	4	3	4.04	34	0	0	0	0	42.1	44	28	19	3	3	22	45	0	4
Team Totals	63	76	4.45	139	139	5	11	25	1196.1	1209	687	591	127	66	474	1057	0	81

2018 SALEM RED SOX

SALEM RED SOX

BATTERS	AVG	G	AB	R	H	2B	3B	HR	RBI	BB	SO	SB	CS	SF	OBP	HBP	E	
Acosta, Victor	.253	30	91	5	23	9	0	0	12	10	7	0	1	2	.327	1	2	
Baldwin, Roldani	.233	53	202	21	47	7	0	7	27	10	44	2	0	3	.282	5	6	
Chatham, C.J.	.315	95	362	42	114	14	1	3	43	21	72	10	4	5	.355	4	11	
Dalbec, Bobby	.256	100	344	59	88	27	2	26	85	60	130	3	1	7	.372	8	16	
Downs, Jerry	.233	116	407	50	95	15	2	15	52	34	92	3	4	3	.330	26	5	
Espinal, Santiago	.313	65	256	53	80	15	3	7	32	18	35	9	1	3	.363	4	10	
Hill, Tyler	.254	124	426	67	108	20	1	1	38	54	60	27	10	4	.348	10	8	
Kemp, Trenton	.202	59	183	24	37	9	2	9	25	21	68	2	2	0	.288	1	2	
Lopez, Deiner	.280	7	25	5	7	1	1	0	2	4	7	3	1	0	.379	0	1	
Lovullo, Nick	.200	18	50	3	10	0	0	0	2	3	9	0	2	0	.245	0	0	
Lucena, Isaias	.400	2	5	0	2	1	0	0	0	0	2	0	0	0	.400	0	1	
Madera, Chris	.220	102	322	42	71	11	1	2	31	37	46	13	10	7	.303	4	2	
Netzer, Brett	.270	124	481	50	130	31	3	2	50	37	115	3	8	7	.325	5	14	
Nunez, Jhon	.286	13	42	3	12	2	0	0	7	6	10	4	0	2	.360	0	4	
Osinski, Michael	.294	54	187	28	55	8	0	1	22	16	37	7	2	2	.362	5	2	
Procyshen, Jordan	.226	38	115	15	26	4	1	0	15	14	28	0	2	2	.316	2	5	
Reynoso, Eddy	.167	3	12	1	2	0	0	0	0	0	3	0	0	0	.167	0	0	
Romanski, Jake	.224	19	67	9	15	3	1	1	6	2	9	1	0	1	.254	1	3	
Rusconi, Jagger	.218	24	78	7	17	7	0	0	13	6	28	3	1	0	.274	0	0	
Sciortino, Nick	.197	42	117	12	23	5	0	0	5	20	49	1	2	2	.314	1	4	
Scott, Ryan	.194	96	324	38	63	15	4	6	38	35	90	2	4	2	.273	1	2	
Tobias, Josh	.308	28	104	15	32	4	0	4	11	8	21	2	2	0	.368	2	3	
Tovar, Carlos	.222	37	99	11	22	1	1	0	4	6	24	0	0	0	.280	2	4	
Washington, Kyri	.253	25	83	10	21	6	0	4	10	10	35	1	2	0	.361	4	0	
Wren, Jordan	.318	15	44	13	14	0	1	1	3	9	15	2	2	0	.444	1	2	
Team Totals	.252	138	4426	583	1114	215	24	89	533	441	1036	98	61	52	.328	87	118	
PITCHERS	W	L	ERA	G	GS	CG	SHO	SV	IP	H	R	ER	HR	HB	BB	SO	BK	WP
Ahearn, Taylor	0	1	1.69	5	0	0	0	0	10.2	12	5	2	1	1	1	11	0	1
Cooney, Harrison	2	0	3.00	7	0	0	0	2	12.0	7	4	4	2	1	6	20	0	6
Cosart, Jake	3	1	3.65	18	0	0	0	5	24.2	26	12	10	0	1	9	32	2	4
Crawford, Kutter	2	3	4.31	6	6	0	0	0	31.1	28	15	15	0	2	14	37	0	0
De Jesus, Enmanuel	0	2	11.17	3	2	0	0	0	9.2	20	12	12	0	2	3	8	0	1
Diaz, Jhonathan	0	1	6.23	1	1	0	0	0	4.1	7	3	3	1	1	2	4	0	0
Feltman, Durbin	1	0	2.19	11	0	0	0	1	12.1	12	3	3	0	1	4	15	0	4
Glorius, Austin	1	2	10.24	8	0	0	0	0	9.2	12	12	11	1	1	11	14	1	1
Gonzalez, Daniel	8	8	5.01	29	11	0	0	3	111.1	135	70	62	13	5	29	99	1	8
Gorst, Matthew	1	2	1.59	20	0	0	0	8	28.1	20	7	5	1	0	7	33	0	3
Hernandez, Darwinzon	9	5	3.56	23	23	0	0	0	101.0	80	43	40	1	12	60	124	1	9
Houck, Tanner	7	11	4.24	23	23	0	0	0	119.0	110	68	56	11	4	60	111	1	23
Martinez, Algenis	4	0	3.94	33	0	0	0	6	82.1	85	39	36	11	2	19	75	1	5
Martinez, Joan	2	2	5.19	28	0	0	0	2	50.1	47	29	29	6	6	36	54	1	7
Mata, Bryan	6	3	3.50	17	17	0	0	0	72.0	58	33	28	1	12	58	61	1	8
McAvoy, Kevin	1	6	5.74	16	8	0	0	1	58.0	56	38	37	3	14	34	56	0	16
Montgomery, Mark	0	0	16.20	2	0	0	0	0	1.2	2	3	3	0	1	1	1	0	1
O'Linger, Durin	0	1	3.65	6	0	0	0	0	12.1	12	8	5	2	1	8	10	0	0
Oliver, Jared	4	3	3.67	32	0	0	0	1	56.1	47	26	23	3	9	52	73	2	12
Pimentel, Yankory	1	1	5.36	27	0	0	0	2	47.0	63	32	28	5	1	23	28	0	6
Raudes, Roniel	2	5	3.67	11	11	0	0	0	54.0	58	24	22	2	5	19	35	2	5
Requena, Hildemaro	0	1	7.90	8	2	0	0	1	27.1	36	28	24	2	4	10	13	2	4
Reyes, Denyi	2	2	2.25	6	6	0	0	0	32.0	30	13	8	2	1	6	23	0	0
Smith, Hunter	2	2	5.27	34	2	0	0	0	66.2	79	44	39	2	4	22	39	1	8
Thompson, Jake	5	13	5.30	26	26	0	0	0	125.2	148	91	74	9	7	47	96	1	12
Weems, Jordan	0	0	0.68	7	0	0	0	0	13.1	3	1	1	0	0	8	17	0	1
Team Total	63	75	4.47	138	138	0	6	32	1177.0	1202	669	585	79	98	554	1090	17	145

2018 GREENVILLE DRIVE

GREENVILLE DRIVE

BATTERS	AVG	G	AB	R	H	2B	3B	HR	RBI	BB	SO	SB	CS	SF	OBP	HBP	E	
Acosta, Victor	.285	75	288	34	82	20	3	8	37	13	36	4	2	4	.323	5	3	
Barriento, Juan	.250	2	8	0	2	0	0	0	2	0	2	0	0	0	.250	0	0	
Benge, Garrett	.327	31	104	19	34	7	0	2	12	27	18	1	1	0	.466	0	2	
Berroa, Ramfis	.158	12	38	1	6	2	0	0	3	3	18	1	1	2	.244	2	3	
Brannen, Cole	.157	32	127	16	20	4	1	0	7	13	43	9	1	0	.246	2	2	
Campana, Marino	.246	111	418	54	103	19	7	16	69	32	120	2	0	2	.309	7	9	
Castellanos, Pedro	.302	88	344	39	104	20	3	1	34	12	50	1	3	3	.334	6	5	
Cedrola, Lorenzo	.318	50	211	40	67	17	3	0	22	5	29	10	8	3	.350	7	4	
Chatham, C.J.	.307	19	75	13	23	6	1	0	9	3	14	1	1	1	.329	0	1	
Cottam, Kole	.000	1	3	0	0	0	0	0	0	0	1	0	0	0	.250	1	0	
Cubillan, Ricardo	.214	27	84	10	18	1	1	0	6	12	22	3	5	0	.327	2	5	
Duran, Jarren	.367	30	128	24	47	9	1	1	15	5	22	12	6	0	.396	1	2	
Fitzgerald, Ryan	.274	80	318	44	87	9	3	8	38	29	70	5	3	1	.337	2	13	
Lozada, Everlouis	.239	97	343	33	82	16	1	1	32	24	98	2	3	1	.301	7	30	
Lucena, Isaias	.229	49	170	13	39	6	0	2	14	15	42	0	0	1	.302	3	3	
Madden, Charlie	.252	33	103	15	26	5	0	2	18	15	29	0	0	2	.347	1	1	
Marrero, Alan	.000	1	1	0	0	0	0	0	0	0	1	0	0	0	.000	0	0	
Miranda, Samuel	.212	58	193	18	41	9	0	2	22	8	42	0	1	0	.266	6	8	
Nishioka, Tanner	.322	84	301	51	97	20	2	11	52	31	70	4	3	1	.401	9	19	
Osinski, Michael	.298	45	161	20	48	6	1	2	25	18	36	1	1	0	.379	3	3	
Rios, Frankie	.226	79	270	37	61	16	2	1	15	28	93	6	5	0	.319	9	18	
Rusconi, Jagger	.206	35	126	17	26	4	2	3	4	3	40	1	1	1	.235	2	2	
Serry, Zach	.291	56	203	25	59	8	2	5	30	23	54	0	0	1	.370	3	3	
Suarez, Kevin	.234	119	470	71	110	19	5	7	39	27	178	25	6	1	.282	5	12	
Wren, Jordan	.232	53	194	25	45	8	3	3	21	20	71	2	1	2	.311	3	2	
Team Totals	.262	139	4681	619	1227	231	41	75	526	366	1199	90	52	26	.325	86	162	
PITCHERS	W	L	ERA	G	GS	CG	SHO	SV	IP	H	R	ER	HR	HB	BB	SO	BK	WP
Ahearn, Taylor	1	0	5.19	3	0	0	0	0	8.2	11	6	5	3	1	8	0	1	7
Bazardo, Eduard	1	2	3.21	5	5	0	0	0	28.0	28	10	10	2	2	28	0	2	8
Crawford, Kutter	5	4	2.96	21	21	0	0	0	112.1	104	45	37	6	34	120	1	7	6
De Jesus, Emmanuel	8	5	3.93	22	17	2	1	1	112.1	103	56	49	12	29	117	1	7	0
Diaz, Jhonathan	11	8	3.00	26	26	1	0	0	153.0	123	60	51	6	39	147	0	12	4
Duron, Nick	0	5	7.92	6	6	0	0	0	25.0	37	24	22	4	9	23	1	2	0
Feltman, Durbin	0	1	2.57	7	0	0	0	3	7.0	6	3	2	0	1	14	0	0	0
Fisher, Devon	4	8	3.57	40	0	0	0	8	58.0	47	31	23	7	28	50	0	6	1
Florentino, Juan	5	5	5.63	33	0	0	0	2	54.1	60	39	34	10	15	52	0	6	8
Franco, Alberto	0	1	7.15	8	0	0	0	0	11.1	11	11	9	1	11	15	1	2	9
Glorius, Austin	0	0	0.00	1	0	0	0	0	1.0	0	0	0	0	1	1	0	0	1
Gomez, Rio	0	1	3.24	7	0	0	0	1	8.1	10	4	3	2	2	10	0	0	0
Haworth, Hunter	0	4	10.07	5	4	0	0	0	19.2	36	32	22	5	9	19	0	5	0
Lantigua, Marcos	0	7	4.28	33	0	0	0	4	69.1	84	47	33	8	17	42	0	3	10
LoBrutto, Dominic	3	0	3.73	31	0	0	0	2	50.2	50	27	21	3	13	64	1	3	5
Nail, Brendan	0	1	3.52	5	0	0	0	0	7.2	6	9	3	0	6	13	0	0	1
O'Linger, Durin	4	1	2.59	14	4	0	0	0	48.2	51	16	14	2	15	50	0	2	7
Padron, Angel	6	7	3.99	29	9	0	0	2	103.2	99	52	46	10	38	95	3	14	1
Requena, Hildemaro	4	3	5.66	14	14	0	0	0	70.0	98	63	44	15	20	48	1	7	4
Reyes, Denyi	10	3	1.89	21	18	2	1	0	123.2	92	33	26	11	13	122	0	2	6
Schellenger, Zach	0	0	1.74	9	0	0	0	0	10.1	7	5	2	0	3	17	0	2	6
Scherff, Alex	1	5	4.98	15	15	0	0	0	0.0	65	68	38	36	23	51	0	4	1
Young, Lukas	1	4	6.12	32	0	0	0	7	9.0	50	55	40	34	22	48	1	7	1
Team Totals	64	75	3.95	139	139	5	8	30	49	1198	1186	651	526	120	97	97	97	1

2018 LOWELL SPINNERS

LOWELL SPINNERS

37-38

BATTERS	AVG	G	AB	R	H	2B	3B	HR	RBI	BB	SO	SB	CS	SF	OBP	HBP	E
Abreu, Juan Carlos	.174	7	23	1	4	0	0	0	4	3	9	0	0	0	.269	0	0
Batesole, Korby	.285	46	151	19	43	3	1	0	11	15	40	5	5	0	.353	1	11
Benge, Garrett	.351	10	37	4	13	3	1	0	7	3	7	0	0	0	.400	0	3
Berroa, Ramfis	.179	24	78	5	14	3	0	1	7	3	28	2	3	0	.220	1	0
Brannen, Cole	.181	34	127	16	23	1	1	0	8	17	47	12	1	1	.276	0	1
Chavis, Michael	.313	5	16	5	5	4	0	1	3	5	5	0	0	0	.476	0	0
Colon, Andre	.187	29	91	8	17	3	1	0	4	7	23	1	1	0	.267	3	7
Cottam, Kole	.242	31	120	9	29	8	1	3	24	5	27	2	1	2	.279	2	1
Dearden, Tyler	.306	47	170	30	52	12	1	4	23	12	60	0	1	1	.364	4	5
Devers, Rafael	.250	1	4	1	1	0	0	1	2	0	0	0	0	0	.250	0	1
Duran, Jarren	.348	37	155	28	54	5	10	2	20	11	26	12	4	1	.393	1	4
Esplin, Tyler	.217	52	184	18	40	7	4	3	24	23	53	5	2	1	.303	0	2
Ganns, Trey	.207	40	140	10	29	7	0	1	9	17	37	1	2	1	.291	0	1
Granberg, Devlin	.300	61	223	40	67	18	0	4	29	25	49	8	1	2	.383	6	5
Hamilton, Nicholas	.222	6	9	2	2	0	0	0	0	0	4	3	0	0	.222	0	0
Hardy, Dylan	.167	40	120	14	20	4	2	0	12	12	28	6	3	2	.250	2	1
Howlett, Brandon	.133	5	15	5	2	1	0	1	2	6	3	1	0	0	.381	0	4
LeGrant, Xavier	.260	50	169	17	44	13	1	2	20	15	38	3	0	3	.319	1	8
Marrero, Alan	.125	20	64	6	8	1	0	1	6	6	18	2	0	0	.222	2	5
Marrero, Elih	.353	4	17	2	6	3	1	0	4	0	5	0	0	0	.353	0	1
Milligan, Lane	.253	22	87	11	22	5	3	1	11	6	21	2	1	1	.298	0	2
Northcut, Nicholas	.167	6	24	3	4	1	0	1	5	1	10	0	0	0	.200	0	2
Ortega, Jonathan	.200	50	145	20	29	5	1	0	13	29	27	19	3	0	.345	3	8
Phillips, Brandon	.318	6	22	1	7	0	0	1	7	2	3	0	0	2	.346	0	2
Romanski, Jake	.273	4	11	1	3	2	0	0	1	2	3	0	0	0	.385	0	1
Schmidt, Alberto	.208	25	77	12	16	2	0	1	4	8	29	0	0	0	.299	0	0
Swihart, Blake	.000	1	3	0	0	0	0	0	0	0	1	0	0	0	.000	0	0
Washington, Kyri	.000	1	1	0	0	0	0	0	0	0	0	0	0	0	.000	0	0
Williams, Grant	.265	50	166	20	44	8	0	0	17	23	16	9	5	2	.358	5	10
Team Total	.244	75	2449	308	598	119	28	28	277	256	617	93	33	19	.321	30	41

2018 LOWELL SPINNERS

PITCHERS	W	L	ERA	G	GS	CG	SHO	SV	IP	H	R	ER	HR	HB	BB	SO	BK	WP
Ahearn, Taylor	3	5	5.91	12	5	0	0	0	35.0	43	34	23	2	22	28	0	3	2
Aybar, Yoan	1	0	4.50	2	0	0	0	0	2.0	2	2	1	0	2	0	0	0	0
Bazardo, Eduard	5	3	2.36	9	9	1	0	0	49.2	36	16	13	6	6	56	1	3	0
Bethea, Danny	2	0	4.61	21	0	0	0	0	27.1	30	16	14	0	16	20	1	5	4
Biondic, Kevin	1	2	6.26	13	0	0	0	1	27.1	35	22	19	2	9	19	0	3	4
Brown, Brian	0	2	1.96	11	10	0	0	0	36.2	32	16	8	0	10	32	0	4	0
Browning, Logan	1	1	3.68	6	0	0	0	0	14.2	13	8	6	2	4	21	0	2	9
Cooney, Harrison	0	0	2.25	4	0	0	0	0	4.0	3	1	1	0	3	4	0	3	2
Demchak, Alex	0	1	6.00	5	0	0	0	0	6.0	9	6	4	1	3	6	0	0	0
Feltman, Durbin	0	0	0.00	4	0	0	0	0	4.0	0	0	0	0	0	7	0	0	1
Franco, Alberto	1	2	6.39	7	0	0	0	0	12.2	8	10	9	2	10	19	0	3	2
Garcia, Victor	3	3	3.55	18	0	0	0	1	25.1	20	14	10	2	18	30	1	5	0
Glorius, Austin	0	0	4.50	2	0	0	0	0	4.0	4	2	2	0	3	3	0	0	1
Gomez, Rio	2	0	1.65	11	1	0	0	0	27.1	19	6	5	1	4	24	0	1	2
Gonzalez, Jose	0	3	5.82	6	4	0	0	0	21.2	22	16	14	2	10	19	0	1	1
Haworth, Hunter	5	3	3.28	14	5	0	0	0	57.2	45	23	21	3	18	65	0	5	2
Jackson, Kris	2	1	0.47	13	0	0	0	3	19.1	18	3	1	0	5	20	0	2	0
Lopez-Soto, Francisco	0	0	6.62	16	0	0	0	0	17.2	15	13	13	0	24	21	1	6	0
Machamer, Chris	1	2	2.60	10	10	0	0	0	34.2	41	15	10	1	10	26	0	0	5
Montero, Alexander	0	1	1.86	4	4	0	0	0	19.1	12	5	4	0	4	21	0	1	2
Mosqueda, Oddanier	3	1	2.84	17	0	0	0	1	31.2	19	13	10	0	21	40	0	2	5
Pantoja, Yorvin	4	3	3.56	14	13	0	0	0	68.1	60	30	27	3	26	47	1	3	5
Perez, Juan	0	1	16.20	2	1	0	0	0	5.0	12	11	9	1	3	4	0	2	3
Politi, Andrew	1	1	4.34	21	0	0	0	7	29.0	30	15	14	2	10	43	0	5	5
Raiburn, Tanner	2	0	2.45	16	0	0	0	1	25.2	15	8	7	1	18	27	0	2	1
Santana, Yasei	0	0	0.00	1	1	0	0	0	5.0	1	0	0	0	1	7	0	0	0
Shugart, Chase	0	0	0.00	1	1	0	0	0	3.0	0	0	0	0	0	3	0	0	6
Walden, Marcus	0	0	3.38	2	0	0	0	0	2.2	2	1	1	0	3	3	0	0	5
Ward, Thad	0	3	3.77	11	11	0	0	0	31.0	33	21	13	2	12	27	0	4	0
Thompson, Jake	0	3	3.18	7	7	0	0	0	11.1	10	7	4	0	0	6	11	0	2
Young, Lukas	1	1	4.50	10	0	0	0	1	20	19	11	10	1	2	4	25	0	2
Team Total	37	38	3.49	75	75	1	4	14	647.2	579	327	251	33	41	275	642	5	65

ORGANIZATION OVERVIEW

CLASS	TEAM	LEAGUE	W	L	PCT	FINISH*	MANAGER
MLB	Boston Red Sox	American	108	54	.667	1st	Alex Cora
Triple-A	Pawtucket Red Sox	International	66	73	.475	3rd	Kevin Boles
Double-A	Portland Sea Dogs	Eastern	63	76	.453	6th	Darren Fenster
High-A	Salem Red Sox	Carolina	63	75	.457	5th	Joe Oliver
Low-A	Greenville Drive	South Atlantic	64	75	.460	7th	Iggy Suarez
Short-A	Lowell Spinners	New York-Penn	37	38	.493	3rd	Corey Wimberly
Rookie	Gulf Coast Red Sox	Gulf Coast	33	22	.600	1st	Tom Kotchman
DSL	DSL Red Sox1	Northwest	30	41	.423	7th	Aly Gonzalez
DSL	DSL Red Sox2	North	33	38	.465	5th	Fernando Tatis
			389	438	.470		

Baseball America's Top 30 Prospects

- Bobby Dalbec, 3B
- Michael Chavis, 3B/1B
- Darwinzon Hernandez, LHP
- Jay Groome, LHP
- Tristan Casas, 1B/3B
- Bryan Mata, RHP
- Tanner Houck, RHP
- Mike Shawarzyn, RHP
- Antoni Flores, SS
- C.J. Chatham, SS
- Durbin Feltman, RHP
- Jarren Duran, OF/2B
- Danny Diaz, 3B
- Brandon Howlett, 3B
- Colten Brewer, RHP
- Nick Decker, OF
- Travis Lakins, RHP
- Denyi Reyes, RHP
- Nick Northcut, 3B
- Gilberto Jimenez, OF
- Josh Ockimey, 1B
- Kutter Crawford, RHP
- Zach Schellenger, RHP
- Chase Shugart, RHP
- Eduardo Lopez, OF
- Alex Scherff, RHP
- Pedro Castellanos, 1B/OF
- Sam Travis, 1B/OF
- Brett Netzer, 2B
- Yoan Aybar, LHP

TOP PROSPECTS OF THE DECADE

- | | |
|------|-----------------------|
| 2008 | Clay Buchholz, RHP |
| 2009 | Lars Anderson, 1B |
| 2010 | Ryan Westmoreland, OF |
| 2011 | Jose Iglesias, SS |
| 2012 | Will Middlebrooks, 3B |
| 2013 | Xander Bogaerts, SS |
| 2014 | Xander Bogaerts, SS |
| 2015 | Blake Swihart, C |
| 2016 | Jason Groome, LHP |
| 2017 | Andrew Benintendi, OF |
| 2018 | Jay Groome, LHP |
| 2019 | Bobby Dalbec, 3B |

Baseball America's Best Tools

- | | |
|------------------------------|---------------------|
| Best Hitter for Average: | Tristan Casas |
| Best Power Hitter: | Bobby Dalbec |
| Best Strike-Zone Discipline: | Bobby Dalbec |
| Fastest Baserunner: | Jarren Duran |
| Best Athlete: | Jarren Duran |
| Best Fastball: | Darwinzon Hernandez |
| Best Curveball: | Jason Groome |
| Best Slider: | Durbin Feltman |
| Best Changeup: | Bryan Mata |
| Best Control: | Denyi Reyes |
| Best Defensive Catcher: | Kole Cottam |
| Best Defensive Infielder: | Bobby Dalbec |
| Best Infield Arm: | Bobby Dalbec |
| Best Defensive Outfielder: | Tate Matheny |
| Best Outfield Arm: | Gilberto Jimenez |

RED SOX FARM SYSTEM

2018 ORGANIZATIONAL LEADERS

BATTING

*AVG	Rusney Castillo, Pawtucket.....	319
*OBP	Michael Osinski, Greenville/Salem.....	385
*SLG	Bobby Dalbec, Salem/Portland.....	558
R	Bobby Dalbec, Salem/Portland.....	73
H	Rusney Castillo, Pawtucket.....	151
TB	Bobby Dalbec, Salem/Portland.....	254
2B	Bobby Dalbec, Salem/Portland.....	35
3B	Jarren Duran, Lowell/Greenville.....	11
HR	Bobby Dalbec, Salem/Portland.....	32
RBI	Bobby Dalbec, Salem/Portland.....	109
BB	Josh Ockimey, Portland/Pawtucket.....	70
SB	Tyler Hill, Salem.....	27

*Minimum 250 at-bats

PITCHING

W	Denyi Reyes, Greenville/Salem.....	12
L	Teddy Stankiewicz, Portland.....	14
#ERA	Denyi Reyes, Greenville/Salem.....	1.97
G	Robby Scott, Pawtucket.....	45
GS	Jhonathan Diaz, Greenville/Salem.....	27
	Kutter Crawford, Greenville/Salem.....	27
SV	Ryan Brasier, Pawtucket.....	13
IP	Jhonathan Diaz, Greenville/Salem.....	157.0
BB	Darwinzon Hernandez, Salem/Portland.....	66
SO	Kutter Crawford, Greenville/Salem.....	157
#AVG	Denyi Reyes, Greenville/Salem.....	.210

#Minimum 75 innings

2018
Red Sox Offensive
Minor League Player of the
Year
Bobby Dalbec
 hit 32 homers between High-A
 Salem and Portland, tied for the
 4th most in all of the minors

2018 Red Sox Minor League Award Winners

PITCHER OF THE YEAR

RHP Denyi Reyes

12-5, 1.97 ERA, 155.2 IP, 122 H, 19 BB, 145 SO
 Combined Statistics: Greenville (A) and Salem [A]

OFFENSIVE PLAYER OF THE YEAR

INF Bobby Dalbec

.257, 32 HR, 109 RBI, 35 2B, 3 3B, 66 BB, 73 RS
 Combined Statistics: Salem [A+] and Portland [AA]

DEFENSIVE PLAYER OF THE YEAR

INF Bobby Dalbec

.928 Fielding %, 32 Double Plays
 Combined Statistics: Salem [A+] and Portland [AA]

BASERUNNER OF THE YEAR

INF/OF Kervin Suarez

25 SB, 6 CS
 Greenville [A-]

LATIN PITCHER OF THE YEAR

RHP Miguel Suero

3-2, 1.56 ERA, 52.0 IP, 32 H, 8 BB, 49 SO
 DSL Red Sox/GCL Red Sox

LATIN POSITION PLAYER OF THE YEAR

OF Gilberto Jimenez

.270, 2 HR, 33 RBI, 11 2B, 1 3B, 16 SB in 67 G
 DSL Red Sox

SEA DOGS NOTES

When the Red Sox retire a number, the Sea Dogs honor that distinction at Hadlock Field.

The following numbers will not be seen on a Red Sox or Sea Dogs Uniform:

- 1 - Bobby Doerr
- 4 - Joe Cronin
- 6 - Johnny Pesky
- 8 - Carl Yastrzemski
- 9 - Ted Williams
- 14 - Jim Rice
- 26 - Wade Boggs
- 27 - Carlton Fisk
- 34 - David Ortiz
- 45- Pedro Martinez

Major League Baseball also retired: 42 - Jackie Robinson

RED SOX DRAFT

NAME	POS	B/T	DOB	Round	Pick	SIGNED
Triston Casas	3B	L / R	1/15/00	1	26	6/14/18
Nick Decker	OF	L / L	10/2/99	2	64	6/21/18
Durbin Feltman	RHP	R / R	4/18/97	3	100	6/14/18
Kole Cottam	C	R / R	5/30/97	4	130	6/14/18
Thad Ward	RHP	R / R	1/16/97	5	160	6/15/18
Devlin Granberg	OF	R / R	9/8/95	6	190	6/14/18
Jarren Duran	2B	L / R	9/5/96	7	220	6/14/18
Elih Marrero	C	S / R	6/21/97	8	250	6/21/18
Brian Brown	LHP	L / L	5/1/96	9	280	6/14/18
Grant Williams	2B	L / R	10/3/95	10	310	6/14/18
Nicholas Northcutt	RHP	R / R	6/13/99	11	340	6/15/18
Chase Shugart	RHP	R / R	10/24/96	12	370	7/6/18
Dylan Hardy	OF	R / R	1/20/97	13	400	6/15/18
Nicholas Lucky	2B	L / R	12/25/99	14	430	Unsigned
Andrew Politi	RHP	R / R	6/4/96	15	460	6/14/18
Chris Machamer	RHP	R / R	6/4/97	16	490	7/6/18
Lane Milligan	C	L / R	3/22/95	17	520	6/19/18
Eddie Jimenez	RHP	R / R	8/9/95	18	550	6/19/18
Jonathan Ortega	2B	R / R	9/27/96	19	580	6/14/18
Kason Howell	OF	S / R	4/1/99	20	610	Unsigned
Brandon Howlett	3B	R / R	9/12/99	21	640	6/21/18
Yusniel Padron-Artiles	RHP	R / R	11/12/97	22	670	6/22/18
Ryan Fernandez	RHP	R / R	6/11/98	23	700	6/21/18
Logan Browning	LHP	L / L	9/3/95	24	730	6/19/18
Caleb Ramsey	OF	L / R	10/29/99	25	760	6/21/18
Korby Batesole	SS	L / R	2/8/96	26	790	6/14/18
Gregorio Reyes	LHP	L / L	1/22/99	27	820	6/20/18
Kris Jackson	RHP	R / R	3/20/96	28	850	6/19/18
Mason Ronan	LHP	L / L	3/3/00	29	880	Unsigned
Ryan Bliss	SS	R / R	12/13/99	30	910	Unsigned
Connor Berry	RHP	R / R	12/15/96	31	940	6/21/18
Bramdon Perez	OF	L / R	12/9/99	32	970	6/19/18
Adrian Torres	OF	L / R	11/19/99	33	1000	Unsigned
Jared Poland	2B	R / R	1/12/00	34	1030	Unsigned
Jeremiah Boyd	C	R / R	7/1/00	35	1060	Unsigned
Jake Dukart	3B	R / R	8/21/99	36	1090	Unsigned
Davis Wendzel	SS	R / R	5/23/97	37	1120	Unsigned
Art Joven	LHP	L / L	10/26/98	38	1150	Unsigned
Shane Selman	OF	R / L	8/30/96	39	1180	Unsigned
Zach Watson	OF	R / R	6/25/97	40	1210	Unsigned

Past Sea Dogs Managers

Manager	Record	Percent	Year(s)
Carlos Tosca	229-195	.540	1994-1996
Fredi Gonzalez	79-63	.556	1997
Lynn Jones	66-75	.468	1998
Frank Cacciatore	65-77	.458	1999
Rick Renteria	148-135	.523	2000-2001
Eric Fox	63-77	.450	2002
Ron Johnson	141-143	.496	2003-2004
Todd Claus	148-133	.527	2005-2006
Arnie Beyeler	282-283	.499	2007-2010
Kevin Boles	195-229	.460	2011-2013
Billy McMillon	141-143	.496	2014-2015
Carlos Febles	120-158	.432	2016-2017
Darren Fenster	63-76	.453	2018

JOE OLIVER**Manager**

Joe Oliver becomes the 14th manager in team history and the eighth as a Red Sox affiliate. The Memphis, Tennessee native begins his sixth year (297-270 All-time) as a minor league manager, all with the Red Sox system. Oliver spent the previous three seasons with the High-A Salem Red Sox (Carolina League), compiling a 223-193 (.536) record, including a playoff berth in 2016. His first two years as a manager were with Short-Season Lowell.

A 12-year major league veteran, Joe made his debut with the Cincinnati Reds in 1989, was a member of the 1990 World Series Champion Reds, and was named the Reds MVP in 1993. He also played with the Milwaukee Brewers, Detroit Tigers, Seattle Mariners, Pittsburgh Pirates, New York Yankees and a stint with the Red Sox in 2001.

Managerial Career - Joe Oliver

Year	Club (ORG)	League (Level)	W	L	PCT.
2014	Lowell Spinners (Boston)	New York-Penn (Short-Season A)	37	38	.493
2015	Lowell Spinners (Boston)	New York-Penn (Short-Season A)	37	39	.487
2016	Salem Red Sox (Boston)	Carolina League (High-A)	87	52	.626
2017	Salem Red Sox (Boston)	Carolina League (High-A)	73	66	.525
2018	Salem Red Sox (Boston)	Carolina League (High-A)	63	75	.457
			297	270	.524

2019 SEA DOGS COACHING STAFF

PAUL ABBOTT

Pitching Coach



Paul Abbott begins his second season as the team's pitching coach after spending the previous three seasons with the Salem Red Sox. He started his career as a minor league pitching coach with the Lowell Spinners from 2011-12 and spent two seasons with the Greenville Drive (2013-14). The California native pitched in the Major Leagues from 1990-93 and 1998-2004 with the Minnesota Twins (1990-92), Cleveland Indians (1993), Seattle Mariners (1998-2002), Kansas City Royals (2003), Tampa Bay Devil Rays (2004) and Philadelphia Phillies (2004).

LEE MAY JR.

Hitting Coach



Lee May Jr. begins his third season in Portland and his fourth in the Red Sox system. May spent the 2016 season as Greenville's (Red Sox Low-A affiliate) hitting coach. He previously served as minor league hitting coordinator in the Mariners organization from 2011-15. Lee played eight minor league seasons from 1986-93. He also coached in the Mets (1999) and Indians (2004-11) organizations. Lee is the son of former Major Leaguer Lee May and nephew of Carlos May.

ANGEL SANCHEZ

Coach



Angel Sanchez begins his first year in Portland and his second in the Red Sox system. In 2018, Sanchez was the fourth coach with the Salem Red Sox (High-A, Carolina League). Angel was born in Humacao, Puerto Rico, and spent parts of four seasons in the Major Leagues with: Kansas City (2006), Boston (2010), Houston (2010-11), and the Chicago White Sox (2013). Sanchez was drafted by the Kansas City Royals in the 12th round of the 1999 June Draft, and picked up his first Major League hit on 9/26/06 with the Royals against Minnesota. In 2010, Sanchez appeared in 62 games with the Pawtucket Red Sox and appeared in one game with Boston.

SCOTT GALLON

Athletic Trainer



Scott Gallon begins his third year as the Athletic Trainer with the Sea Dogs, after spending 2016 in the same capacity with the Lowell Spinners. Previous to returning to the Red Sox organization, he spent four years as an athletic trainer at Boston College. Gallon spent seven years as an associate head athletic trainer at The College of the Holy Cross and was a graduate assistant athletic trainer at the University of Massachusetts- Amherst. An Ashburnham, Mass native, he received his B.S. in Athletic Training from Springfield College in 2000 and his M.S. in Exercise Science from the UMASS in 2006.

BEN CHADWICK

Strength & Conditioning Coach



Ben Chadwick begins his first season with the Sea Dogs, after spending the previous three seasons as the strength and conditioning coach for the GCL Red Sox, a role he served with Salem in 2015. Also in '15, he served as the strength and conditioning coach for Leones del Caracas of the Venezuelan Professional Baseball League. A 2013 graduate from the University of Massachusetts with a degree in Kinesiology, he began his coaching career at Bishop Stang High School in North Dartmouth, MA.

EASTERN LEAGUE

EASTERN LEAGUE OF PROFESSIONAL BASEBALL CLUBS, INC.

27 Gorham Road Suite 221, Scarborough, Maine 04101

207-289-6206 and 207-289-6719 Fax: 207-219-8958

Website: www.easternleague.com

E-mail: elpb@easternleague.com

Eastern League Staff:

President: Joe McEachern

Assistant to the President: Bill Rosario



League Directors: Fernando Aguirre, Ken Babby, Rick Brenner, Mark Butler, Lou DiBella, Joe Finley, John Hughes, Geoff Iacuesssa, Bob Lozinak, Brian Shallcross, Josh Solomon, Craig Stein.

Division Format:

Eastern Division - Binghamton, Hartford, New Hampshire, Portland, Reading, Trenton

Western Division - Akron, Altoona, Bowie, Erie, Harrisburg, Richmond

Roster Limit: 25
Schedule: 140 games (Split-season)
Opening Date: April 4
First Half Ends: June 18
Second Half Starts: June 19
Closing Date: September 2
All-Star Game: July 10, 2019 @ Richmond
Playoffs Begin: September 4

Playoff Format: The first round of the postseason will feature the first half winner from each division facing the second half winner from their respective division.

The team that finishes in first place in the first half will host games three through five of the best-of-five opening round series. The second half winner will host games one and two of the opening round series.

Winners from each opening round series will advance to the Eastern League Championship Series, which will feature a 2-3 format, with the series beginning in the Western Division in even numbered years and the Eastern Division in odd numbered years.

Brand of Baseball: Rawlings ROM-EL

League Statistician: MLB Advanced Media

Player Eligibility: No Restrictions

EASTERN LEAGUE RULES OF INTEREST

DOUBLEHEADERS: Doubleheaders are usually the result of a rainout or postponement of a nine-inning game. Doubleheaders are rescheduled by the general manager, and will consist of two 7-inning games. There is a break of 30 minutes between games. Generally, a doubleheader slated for a day when the nine-inning game was scheduled for 7:00 will be scheduled to begin one hour earlier. If the doubleheader is scheduled on a day when the regularly scheduled game was to begin at 1:00 or earlier, there may not be a change in the start of the doubleheader scheduled for that day.

SUSPENDED GAMES: If a game is suspended before it is an official game, and rescheduled as part of a doubleheader, it will be completed as scheduled (usually as a nine-inning game) and be followed by a seven-inning game. If a game is suspended after it becomes an official game (usually the score is tied) and then rescheduled as part of a doubleheader, it will also be completed as scheduled but the second game will be played as a full nine-inning game.

RESCHEDULING GAMES: Postponed or suspended games do not have to be made up the next day, and make up dates do not have to be determined that day. However, if it is the last time the team is visiting a city every effort shall be made to play the game. If it is the last scheduled meeting in that city, the game is made up at the home site of the visiting city (if they still have games left at the visiting team's home park). When games are suspended in one park and finished in the other team's park, the game is completed with the original home team remaining the home team (even in the other team's park).

EXTRA INNINGS: At all levels of Minor League Baseball, extra innings will begin with a runner on second base. The runner at second base will be the player in the batting order position previous to the leadoff batter of the inning (or a substitute for that player). By way of example, if the number five hitter in the batting order is due to lead off the 10th inning, the number four player in the batting order (or a pinch-runner for such player) shall begin the inning on second base. Any runner or batter removed from the game for a substitute shall be ineligible to return to the game, as is the case in all circumstances under the Official Baseball Rules.

For purposes of calculating earned runs under Rule 9.16, the runner who begins an inning on second base pursuant to this rule shall be deemed to be a runner who has reached second base because of a fielding error, but no error shall be charged to the opposing team or to any player.

TIEBREAKERS: In the event the same team finishes in first place in their division in both halves of the season, the second playoff spot for that division would be awarded to the team from that division that had the best full season record. The standings for postseason berths will be determined using the won-loss record (games behind column), with winning percentage having no impact on the standings.

PITCHER'S MOUND VISITS: Visits by coaches and position players will be limited based on the classification level. Triple-A clubs will be allowed six (6) visits per team, Double-A clubs will be allowed eight (8) visits per team, Single-A clubs will be allowed 10 visits per team and there will not be a limit on mound visits for Short Season and Rookie-level clubs.

These mound visit limits will apply whether the game is scheduled for seven or nine innings.

For any extra-innings played, each club shall be entitled to one additional non-pitching change mound visit per inning.

Official Baseball Rule 5.10(I), which governs mound visits by a manager or coach, remains in effect (i.e., a pitcher must be removed on the second visit by a manager/coach in an inning).

STADIUM INFORMATION

Club	Stadium	LF	CF	RF	Capacity
Akron	Canal Park	331	400	337	7,630
Altoona	Peoples Natural Gas Field	325	405	325	7,210
Binghamton	NYSEG Stadium	330	400	330	6,012
Bowie	Prince George's Stadium	309	405	309	10,000
Erie	UPMC Park	316	400	328	6,000
Harrisburg	FNB Field	325	400	325	6,187
Hartford	Dunkin' Donuts Park	325	400	306	6,121
New Hampshire	Northeast Delta Dental Stadium	326	400	306	6,500
Portland	Hadlock Field	315	400	330	7,368
Reading	FirstEnergy Stadium	330	400	330	9,000
Richmond	The Diamond	330	402	330	9,560
Trenton	Arm & Hammer Park	330	407	330	6,440

2018 ATTENDANCE

Team	Openings	Openings Lost	Total	Average
Richmond	64	6	396,686	6,198
Hartford	68	2	408,942	6,014
Reading	68	2	388,510	5,713
Portland	61	9	346,341	5,678
New Hampshire	63	7	319,099	5,065
Trenton	70	0	351,297	5,019
Akron	69	1	344,754	4,996
Altoona	65	5	297,118	4,571
Harrisburg	65	5	259,243	3,988
Binghamton	62	8	220,279	3,553
Bowie	67	3	230,347	3,438
Erie	64	6	205,055	3,204

SEA DOGS NOTES

Florida Marlins Exhibition Game: June 29, 2000

The Portland Sea Dogs defeated the Florida Marlins 9-2 in the only exhibition game with a Major League affiliate at Hadlock Field. Gary Knotts got the start for the Sea Dogs, while former Sea Dog A.J. Burnett started for the Marlins. Ross Gload hit for the cycle for Portland earning him Player of the Game honors.

Prior to the game, the Sea Dogs and Marlins had a home run derby. The Marlins lineup consisted of Cliff Floyd, Preston Wilson, Kevin Millar, Hall of Famer Tony Perez, and 1987 National League Home Run Champion Andre Dawson. The Sea Dogs sent up Heath Honeycutt, Ross Gload, Chris Norton, hitting coach Jose Castro and manager Rick Renteria. The Sea Dogs prevailed against the potent Marlins lineup with a 17-16 win. Renteria hit five home runs in his team's final at-bat to pull out the win. Chris Norton's seven homers was the individual high.

EASTERN LEAGUE STANDINGS 1994-2018

1994

Northern Division				Southern Division			
W	L	PCT	GB	W	L	PCT	GB
Binghamton Mets	82 59	.582	----	Harrisburg Senators	88 51	.633	----
New Haven Ravens	77 63	.550	4.5	Bowie Baysox	84 58	.592	5.5
Albany-Colonie Yankees	71 70	.504	11.0	Canton-Akron Indians	69 73	.486	20.5
Portland Sea Dogs	60 81	.426	22.0	Reading Phillies	58 82	.414	30.5
New Britain Red Sox	59 81	.421	22.5	Trenton Thunder	55 85	.393	33.5

1995

Northern Division				Southern Division			
W	L	PCT	GB	W	L	PCT	GB
Portland Sea Dogs	86 56	.606	----	Reading Phillies	73 69	.514	----
New Haven Ravens	79 63	.556	7.0	Trenton Thunder	73 69	.514	----
Norwich Navigators	70 71	.496	15.5	Bowie Baysox	68 74	.479	5.0
Binghamton Mets	67 75	.472	19.0	Canton-Akron Indians	67 75	.472	6.0
Hardware City Rock Cats	65 77	.458	21.0	Harrisburg Senators	61 80	.433	11.5

1996

Northern Division				Southern Division			
W	L	PCT	GB	W	L	PCT	GB
Portland Sea Dogs	83 58	.589	----	Trenton Thunder	86 56	.606	----
Binghamton Mets	76 66	.535	7.5	Harrisburg Senators	74 68	.521	12.0
Norwich Navigators	71 70	.504	12.0	Canton-Akron Indians	71 71	.500	15.0
New Haven Ravens	66 75	.468	17.0	Reading Phillies	66 75	.468	19.5
Hardware City Rock Cats	61 81	.430	22.5	Bowie Baysox	54 88	.380	32.0

1997

Northern Division				Southern Division			
W	L	PCT	GB	W	L	PCT	GB
Portland Sea Dogs	79 63	.556	----	Harrisburg Senators	86 56	.606	----
Norwich Navigators	73 69	.514	6.0	Bowie Baysox	75 67	.528	11.0
New Britain Rock Cats	70 72	.493	9.0	Reading Phillies	74 68	.521	12.0
Binghamton Mets	66 76	.465	13.0	Trenton Thunder	71 70	.504	14.5
New Haven Ravens	64 78	.451	15.0	Akron Aeros	51 90	.362	34.5

1998

Northern Division				Southern Division			
W	L	PCT	GB	W	L	PCT	GB
New Britain Rock Cats	83 59	.585	----	Akron Aeros	81 60	.574	----
Binghamton Mets	82 60	.577	1.0	Harrisburg Senators	73 69	.514	8.5
Portland Sea Dogs	66 75	.468	16.5	Trenton Thunder	71 70	.504	10.0
Norwich Navigators	66 76	.465	17.0	Bowie Baysox	71 71	.500	10.5
New Haven Ravens	59 83	.415	24.0	Reading Phillies	56 85	.397	25.0

1999

Northern Division				Southern Division			
W	L	PCT	GB	W	L	PCT	GB
Trenton Thunder	92 50	.648	----	Erie SeaWolves	81 61	.570	----
Norwich Navigators	78 64	.549	14.0	Harrisburg Senators	76 66	.535	5.0
Portland Sea Dogs	65 77	.458	27.0	Reading Phillies	73 69	.514	8.0
New Haven Ravens	65 77	.458	27.0	Bowie Baysox	70 71	.496	10.5
New Britain Rock Cats	59 82	.418	32.5	Akron Aeros	69 71	.493	11.0
Binghamton Mets	54 88	.380	38.0	Altoona Curve	67 73	.479	13.0

2000

Northern Division				Southern Division			
W	L	PCT	GB	W	L	PCT	GB
Binghamton Mets	82 58	.586	----	Reading Phillies	85 57	.599	----
New Haven Ravens	82 60	.577	1.0	Harrisburg Senators	76 67	.531	9.5
Norwich Navigators	76 66	.535	7.0	Akron Aeros	75 68	.524	10.5
Portland Sea Dogs	71 70	.504	11.5	Altoona Curve	74 68	.521	11.0
Trenton Thunder	67 75	.472	16.0	Bowie Baysox	65 77	.458	20.0
New Britain Rock Cats	51 91	.359	32.0	Erie SeaWolves	47 94	.333	37.5

2001

Northern Division				Southern Division			
W	L	PCT	GB	W	L	PCT	GB
New Britain Rock Cats	87 55	.613	----	Erie SeaWolves	84 58	.592	----
Norwich Navigators	83 59	.585	4.0	Reading Phillies	77 65	.542	7.0
Portland Sea Dogs	77 65	.542	10.0	Akron Aeros	68 74	.479	16.0
Binghamton Mets	73 68	.518	13.5	Harrisburg Senators	66 76	.465	18.0
Trenton Thunder	67 75	.472	20.0	Altoona Curve	63 79	.444	21.0
New Haven Ravens	47 95	.331	40.0	Bowie Baysox	59 82	.418	24.5

2002

Northern Division				Southern Division			
W	L	PCT	GB	W	L	PCT	GB
Norwich Navigators	76 64	.543	----	Akron Aeros	93 48	.680	----
New Haven Ravens	74 65	.532	1.5	Harrisburg Senators	79 63	.556	14.5
Binghamton Mets	73 68	.518	3.5	Reading Phillies	76 66	.535	17.5
New Britain Rock Cats	67 72	.482	8.5	Altoona Curve	72 69	.511	21.0
Portland Sea Dogs	63 77	.450	13.0	Bowie Baysox	55 85	.383	37.5
Trenton Thunder	63 77	.450	13.0	Erie SeaWolves	52 89	.369	41.0

EASTERN LEAGUE STANDINGS 1994-2018

2003

Northern Division				Southern Division			
W	L	PCT.	GB	W	L	PCT.	GB
New Haven Ravens	79 63	.556	----	Akron Aeros	88 53	.624	----
New Britain Rock Cats	73 68	.518	5.5	Altoona Curve	78 63	.553	10.0
Portland Sea Dogs	72 70	.507	7.0	Erie SeaWolves	72 70	.507	16.5
Trenton Thunder	70 71	.496	8.5	Bowie Baysox	69 72	.489	19.0
Binghamton Mets	63 78	.447	15.5	Reading Phillies	62 79	.440	26.0
Norwich Navigators	62 79	.440	16.5	Harrisburg Senators	60 82	.423	28.5

2004

Northern Division				Southern Division			
W	L	PCT.	GB	W	L	PCT.	GB
NH Fisher Cats	84 57	.596	----	Altoona Curve	85 56	.603	----
Binghamton Mets	76 66	.535	8.5	Erie SeaWolves	80 62	.563	5.5
New Britain Rock Cats	70 70	.500	13.5	Bowie Baysox	73 69	.514	12.5
Portland Sea Dogs	69 73	.486	15.5	Reading Phillies	64 77	.454	21.0
Norwich Navigators	69 73	.486	15.5	Akron Aeros	63 78	.447	22.0
Trenton Thunder	64 78	.451	20.5	Harrisburg Senators	52 90	.366	33.5

2005

Northern Division				Southern Division			
W	L	PCT.	GB	W	L	PCT.	GB
Portland Sea Dogs	76 66	.535	----	Akron Aeros	84 58	.592	----
Trenton Thunder	74 68	.521	2.0	Altoona Curve	76 66	.535	8.0
Norwich Navigators	71 71	.500	5.0	Bowie Baysox	74 68	.521	10.0
New Britain Rock Cats	70 72	.493	6.0	Reading Phillies	69 73	.486	15.0
NH Fisher Cats	68 74	.479	8.0	Harrisburg Senators	64 78	.451	20.0
Binghamton Mets	63 79	.444	13.0	Erie SeaWolves	63 79	.444	21.0

2006

Northern Division				Southern Division			
W	L	PCT.	GB	W	L	PCT.	GB
Trenton Thunder	80 62	.563	----	Akron Aeros	87 55	.613	----
Portland Sea Dogs	72 67	.518	6.5	Altoona Curve	75 64	.540	10.5
Binghamton Mets	70 70	.500	9.0	Reading Phillies	71 69	.507	15.0
NH Fisher Cats	68 73	.482	11.5	Bowie Baysox	67 74	.475	19.5
Connecticut Defenders	64 77	.454	15.5	Harrisburg Senators	67 75	.472	20.0
New Britain Rock Cats	64 78	.451	16.0	Erie SeaWolves	60 81	.426	26.5

2007

Northern Division				Southern Division			
W	L	PCT.	GB	W	L	PCT.	GB
Trenton Thunder	83 59	.585	----	Erie SeaWolves	81 59	.579	----
Portland Sea Dogs	71 72	.497	12.5	Akron Aeros	80 61	.567	1.5
NH Fisher Cats	70 73	.490	13.5	Altoona Curve	73 68	.518	8.5
New Britain Rock Cats	69 72	.489	13.5	Bowie Baysox	72 68	.514	9.0
Connecticut Defenders	63 78	.447	19.5	Reading Phillies	70 71	.496	11.5
Binghamton Mets	61 81	.430	22.0	Harrisburg Senators	55 86	.390	26.5

2008

Northern Division				Southern Division			
W	L	PCT.	GB	W	L	PCT.	GB
Trenton Thunder	86 54	.614	----	Bowie Baysox	84 58	.592	----
Portland Sea Dogs	74 66	.529	12.0	Akron Aeros	80 62	.563	4.0
Binghamton Mets	73 69	.514	14.0	Harrisburg Senators	73 69	.514	11.0
Connecticut Defenders	68 73	.482	18.5	Erie SeaWolves	68 74	.479	16.0
New Britain Rock Cats	64 77	.454	22.5	Altoona Curve	65 77	.458	19.0
NH Fisher Cats	61 81	.430	26.0	Reading Phillies	53 89	.373	31.0

2009

Northern Division				Southern Division			
W	L	PCT.	GB	W	L	PCT.	GB
Connecticut Defenders	83 59	.585	----	Akron Aeros	89 53	.627	----
New Britain Rock Cats	72 69	.511	10.5	Reading Phillies	75 67	.528	14.0
Trenton Thunder	69 72	.489	13.5	Bowie Baysox	73 69	.514	16.0
Portland Sea Dogs	67 74	.475	15.5	Erie SeaWolves	71 70	.504	17.5
NH Fisher Cats	64 78	.451	19.0	Harrisburg Senators	70 72	.493	19.0
Binghamton Mets	54 86	.386	28.0	Altoona Curve	62 80	.437	27.0

2010

Eastern Division				Western Division			
W	L	PCT.	GB	W	L	PCT.	GB
Trenton Thunder	83 59	.585	----	Altoona Curve	82 60	.577	----
NH Fisher Cats	79 62	.560	3.5	Harrisburg Senators	77 65	.542	5.0
Portland Sea Dogs	70 71	.496	12.5	Bowie Baysox	75 67	.528	7.0
Reading Phillies	69 72	.489	13.5	Akron Aeros	71 71	.500	11.0
Binghamton Mets	66 76	.465	17.0	Richmond Flying Squirrels	68 73	.482	13.5
New Britain Rock Cats	44 98	.310	39.0	Erie SeaWolves	66 76	.465	16.0

EASTERN LEAGUE STANDINGS 1994-2018

2011

Eastern Division				Western Division					
	W	L	PCT.	GB		W	L	PCT.	GB
NH Fisher Cats	77	65	.542	----	Harrisburg Senators	80-62	.563	----	
Reading Phillies	74	68	.521	3.0	Richmond Flying Squirrels	76-66	.535	4.0	
New Britain Rock Cats	72-70		.507	5.0	Bowie Baysox	75-66	.532	4.5	
Trenton Thunder	68-73		.482	8.5	Akron Aeros	73-69	.514	7.0	
Binghamton Mets	65-76		.461	11.5	Erie SeaWolves	67-75	.472	13.0	
Portland Sea Dogs	59-83		.415	18.0	Altoona Curve	64-77	.454	15.5	

2012

Eastern Division	W	PCT.	GB	Western Division	W	L	PCT.	GB
Trenton Thunder	79-63	.556	----	Akron Aeros	82-59		.582	----
Reading Phillies	76-66	.535	3.0	Bowie Baysox	78-64		.549	4.5
New Britain Rock Cats	75-67	.528	4.0	Altoona Curve	72-70		.507	10.5
Portland Sea Dogs	68-73	.482	10.5	Richmond Flying Squirrels	70-71		.496	12.0
Binghamton Mets	68-74	.479	11.0	Harrisburg Senators	64-78		.451	18.5
NH Fisher Cats	61-81	.430	18.0	Erie SeaWolves	57-84		.404	25.0

2013

Eastern Division				Western Division					
	W	L	PCT.	GB		W	L	PCT.	GB
Binghamton Mets	86-55		.610	----	Harrisburg Senators	77-65		.542	----
Trenton Thunder	74-67		.525	12.0	Erie SeaWolves	76-66		.535	1.0
NH Fisher Cats	68-72		.486	17.5	Bowie Baysox	71-71		.500	6.0
Portland Sea Dogs	68-73		.482	18.0	Richmond Flying Squirrels	70-72		.493	7.0
New Britain Rock Cats	66-76		.465	20.5	Akron Aeros	68-73		.482	8.5
Reading Phillies	62-80		.437	24.5	Altoona Curve	63-79		.444	14.0

2014

Eastern Division				Western Division					
	W	L	PCT.	GB		W	L	PCT.	GB
Portland Sea Dogs	88-54		.620	----	Richmond Flying Squirrels	79-63		.556	----
Binghamton Mets	83-59		.585	5.0	Akron RubberDucks	73-69		.514	6.0
New Britain Rock Cats	73-69		.514	15.0	Bowie Baysox	72-70		.507	7.0
Trenton Thunder	67-75		.472	21.0	Erie SeaWolves	71-71		.500	8.0
NH Fisher Cats	66-76		.465	22.0	Altoona Curve	61-81		.430	18.0
Reading Fightin Phils	66-76		.465	22.0	Harrisburg Senators	53-89		.373	26.0

2015

Eastern Division	W	L	PCT.	GB	Western Division	W	L	PCT.	GB
Reading Fightin Phils	80-61		.567	---	Bowie Baysox	79-63		.556	---
Binghamton Mets	77-64		.546	3.0	Altoona Curve	74-68		.521	5.0
Trenton Thunder	71-71		.500	9.5	Richmond Flying Squirrels	72-68		.514	6.0
New Britain Rock Cats	69-71		.493	10.5	Akron RubberDucks	73-69		.514	6.0
NH Fisher Cats	69-71		.493	10.5	Harrisburg Senators	67-75		.472	12.0
Portland Sea Dogs	53-89		.373	27.5	Erie SeaWolves	64-78		.451	15.0

2016

Eastern Division				Western Division					
	W	L	PCT.	GB		W	L	PCT.	GB
Reading Fightin Phils	89-52		.631	---	Akron RubberDucks	77-64		.546	---
Trenton Thunder	87-55		.613	2.5	Altoona Curve	76-64		.543	0.5
Hartford Yard Goats	74-67		.525	15.0	Harrisburg Senators	76-66		.535	1.5
NH Fisher Cats	69-73		.486	20.5	Erie SeaWolves	62-79		.440	15.0
Binghamton Mets	63-77		.450	25.5	Richmond Flying Squirrels	62-79		.440	15.0
Portland Sea Dogs	55-84		.396	33.0	Bowie Baysox	56-86		.394	21.5

2017

Eastern Division				Western Division					
	W	L	PCT.	GB		W	L	PCT.	GB
Trenton Thunder	92-48		.657	----	Altoona Curve	74-66		.529	----
Binghamton Rumble Ponies	85-54		.612	6.5	Bowie Baysox	72-68		.514	2.0
Reading Fightin Phils	72-68		.514	20.0	Akron RubberDucks	69-71		.493	5.0
Portland Sea Dogs	65-74		.468	26.5	Erie SeaWolves	65-75		.464	9.0
Hartford Yard Goats	62-77		.446	29.5	Richmond Flying Squirrels	63-77		.450	11.0
NH Fisher Cats	59-80		.424	32.5	Harrisburg Senators	60-80		.429	14.0

2018

Eastern Division					Western Division				
	W	L	PCT.	GB		W	L	PCT.	GB
Trenton Thunder	79-61		.564	----	Altoona Curve	78-60		.565	----
NH Fisher Cats	76-62		.551	2.0	Akron RubberDucks	78-62		.557	1.0
Hartford Yard Goats	65-72		.474	12.5	Harrisburg Senators	72-65		.526	5.5
Reading Fightin Phils	64-73		.467	13.5	Bowie Baysox	67-71		.486	11.0
Binghamton Rumble Ponies	64-76		.457	15.0	Erie SeaWolves	63-77		.450	16.0
Portland Sea Dogs	63-76		.453	15.5	Richmond Flying Squirrels	62-76		.449	16.0

EASTERN LEAGUE LEADERS

2018 Eastern League Leaders

Batting:

Avq:	.320	Harold Ramirez, NH
Runs:	95	Bo Bichette, NH
Hits:	154	Bo Bichette, NH
Doubles:	43	Bo Bichette, NH
Triples:	7	6 players tied
HR:	26	Cavan Biggio, NH
RBI:	102	Will Craig, ALT
OBP	.391	Levin Michael, BNG
SLG	.499	Cavan Biggio, NH
SB:	35	Cole Tucker, ALT
Games	133	Cole Tucker, ALT
EXB	41	Bo Bichette, NH
TB	244	Bo Bichette, NH
HBP	22	Andrew Calica, ALT

Pitching:

ERA:	3.04	Jake Paulson, AKR
Wins:	14	Keegan Akin, BOW
Saves:	32	Matt Pierpont, HFD
Losses:	13	Teddy Stankiewicz, POR
CG:	2	4 players tied
SO:	142	Keegan Akin, BOW
Walks:	70	Ryan Castellani, HFD
WHIP:	1.13	Mike Shawaryn, POR
Holds	16	Logan Cozart, HFD
IP:	148.1	Teddy Stankiewicz, POR
Games	55	Matt Pierpont, HFD
GS	27	Sean Brady, AKR
AVG	.225	Keegan Akin, BOW
WIN %	.706	Jon Harris, NH

2018 Eastern League Postseason All-Star Team

C	Deivi Grullon	Reading
1B	Will Craig	Altoona
2B	Cavan Biggio	New Hampshire
3B	Vladimir Guerrero Jr.	New Hampshire
	Ke'Bryan Hayes	Altoona
SS	Bo Bichette	New Hampshire
OF	Trey Amburgey	Trenton
OF	Harold Ramirez	New Hampshire
OF	Jonathan Davis	New Hampshire
Util	Levi Michael	Binghamton
DH	Corban Joseph	Bowie
RHP	Jordan Romano	New Hampshire
LHP	Keegan Akin	Bowie
Relief	Matt Pierpont	Hartford

Eastern League Most Valuable Player
Cavan Biggio - New Hampshire

Eastern League Pitcher of the Year
Keegan Akin - Bowie

Eastern League Rookie of the Year
Cavan Biggio - New Hampshire

Eastern League Manager of the Year
John Schneider - New Hampshire

Team Batting:

New Hampshire	.272
Bowie	.263
Erie	.263
Altoona	.255
Portland	.254
Akron	.250
Binghamton	.250
Harrisburg	.249
Reading	.247
Trenton	.246
Hartford	.241
Richmond	.240

Team Pitching:

Trenton	3.25
Akron	3.59
Harrisburg	3.73
Altoona	3.85
Richmond	3.91
Reading	4.00
Erie	4.06
New Hampshire	4.12
Binghamton	4.34
Hartford	4.38
Portland	4.45
Hartford	4.38

Team Fielding:

Altoona	.985
Hartford	.982
Trenton	.981
Binghamton	.978
New Hampshire	.978
Akron	.978
Bowie	.978
Reading	.977
Harrisburg	.977
Erie	.976
Portland	.975
Richmond	.974

Fielding Leaders By Position

Catcher	.996	Taylor Gushue, Harrisburg
First Base	.993	Will Craig, Altoona
Second Base	.987	Mark Mathias, Akron
Third Base	.978	Ke'Bryan Hayes, Altoona
Shortstop	.973	Cole Tucker, Altoona
Outfield	1.000	Andrew Guillotte, New Hampshire
Pitcher	1.000	Jaron Long, Harrisburg & Jake Paulson, Akron

EASTERN LEAGUE CHAMPIONS

<u>Year</u>	<u>Regular Season Leader</u>	<u>W L</u>	<u>Pct.</u>	<u>Playoff Results</u>
1923	Williamsport	82 42	.661	No playoffs held
1924	Williamsport	87 46	.654	No playoffs held
1925	York	77 55	.583	York defeated Williamsport 3-1
	Williamsport	77 55	.583	
1926	Scranton	84 50	.627	No playoffs held
1927	Harrisburg	87 51	.630	No playoffs held
1928	Harrisburg	82 54	.603	No playoffs held
1929	Binghamton	83 56	.597	No playoffs held
1930	Wilkes-Barre	79 59	.572	No playoffs held
1931	Harrisburg	83 56	.597	No playoffs held
1932	Wilkes-Barre	78 61	.561	No playoffs held
1933	Binghamton	79 55	.590	No playoffs held
1934	Binghamton (1st half)	41 28	.594	Williamsport defeated Binghamton 4-2
	Williamsport (2nd Half)	41 27	.603	
1935	Scranton (1st Half)	44 23	.657	Binghamton defeated Scranton 4-3
	Binghamton (2nd Half)	40 29	.580	
1936	Scranton (1st Half)	42 27	.609	Scranton defeated Elmira 4-0
	Elmira (2nd Half)	44 26	.629	
1937	Elmira	84 51	.622	Elmira defeated Wilkes-Barre 4-1
1938	Binghamton	84 51	.622	Elmira defeated Binghamton 3-2
1939	Scranton	80 60	.571	Scranton defeated Albany 4-1
1940	Scranton	79 60	.568	Binghamton defeated Hartford 4-1
1941	Wilkes-Barre	87 51	.630	Elmira defeated Williamsport 4-3
1942	Albany	84 56	.600	Scranton defeated Binghamton 4-1
1943	Scranton	87 51	.630	Elmira defeated Scranton 4-2
1944	Hartford	99 38	.729	Binghamton defeated Utica 4-2
1945	Utica	83 52	.615	Albany defeated Wilkes-Barre 4-3
1946	Scranton	96 43	.691	Scranton defeated Hartford 4-1
1947	Utica	90 48	.652	Utica defeated Albany 4-3
1948	Scranton	89 51	.636	Scranton defeated Albany 4-0
1949	Albany	93 47	.664	Binghamton defeated Wilkes-Barre 4-3
1950	Wilkes-Barre	90 48	.652	Wilkes-Barre defeated Binghamton 4-1
1951	Wilkes-Barre	85 54	.612	Scranton defeated Elmira 4-0
1952	Albany	82 54	.603	Binghamton defeated Reading 4-1
1953	Reading	101 47	.682	Binghamton defeated Reading 4-2
1954	Wilkes-Barre	80 59	.576	Albany defeated Reading 4-1
1955	Reading	84 53	.613	Allentown defeated Schenectady 3-2
1956	Schenectady	84 54	.609	Schenectady defeated Reading 3-0
1957	Binghamton	85 55	.607	Reading defeated Albany 3-1
1958	Lancaster	75 57	.568	Binghamton defeated Lancaster 3-2
1959	Springfield	85 55	.607	Springfield defeated Williamsport 3-1
1960	Williamsport	76 62	.551	Williamsport and Springfield declared Co-Champions due to weather
1961	Springfield	85 54	.612	No playoffs held
1962	Williamsport	83 57	.593	Elmira defeated Williamsport 3-1
1963	Charleston	83 57	.593	No playoffs held
1964	Elmira	82 58	.586	No playoffs held
1965	Pittsfield	85 55	.607	No playoffs held
1966	Elmira	88 51	.633	No playoffs held
1967	Binghamton (E)	82 58	.586	Binghamton defeated Elmira 3-1
	Elmira (W)	74 65	.532	
1968	Pittsfield	84 55	.604	Reading defeated Pittsfield 3-1
1969	York	89 50	.640	Playoffs canceled after two games due to weather
1970	Waterbury	79 62	.560	No playoffs held
1971	Elmira (Am)	78 61	.561	Elmira defeated Three Rivers 3-1
	Three Rivers (Nat)	78 59	.569	
1972	West Haven (Am)	84 56	.600	West Haven defeated Three Rivers 3-0
	Three Rivers (Nat)	76 60	.559	
1973	Pittsfield (Am)	75 61	.551	Reading defeated Pittsfield 3-1
	Reading (Nat)	76 62	.551	
1974	Bristol (Am)	74 61	.548	Thetford Mines defeated Pittsfield 3-0
	Quebec City (Nat)	76 64	.543	
1975	Reading (1st Half)	41 20	.672	Bristol defeated Reading 3-0
	Bristol (2nd Half)	46 27	.630	
1976	Three Rivers (N)	83 55	.601	West Haven defeated Three Rivers 3-0
	West Haven (S)	80 59	.576	
1977	West Haven (New Eng)	86 52	.623	West Haven defeated Three Rivers 3-0
	Three Rivers (Can-Am)	76 62	.551	
1978	Bristol (1st Half)	40 29	.580	Bristol defeated Reading 2-0
	Reading (2nd Half)	43 24	.642	

<u>Year</u>	<u>Regular Season Leader</u>	<u>W L</u>	<u>Pct.</u>	<u>Playoff Results</u>
-------------	------------------------------	------------	-------------	------------------------

EASTERN LEAGUE CHAMPIONS

1979	West Haven (1st Half)	42 28	.600	No playoffs held
	West Haven (2nd Half)	41 28	.594	
1980	Bristol	79 60	.568	Holyoke defeated Waterbury 2-1
1981	Glens Falls	83 52	.615	Bristol defeated Glens Falls 3-2
1982	West Haven	86 54	.614	West Haven defeated Lynn 3-0
1983	Reading	96 44	.686	New Britain defeated Lynn 3-1
1984	Albany-Colonie	81 57	.587	Vermont defeated Waterbury 3-2
1985	Albany-Colonie	82 57	.590	Vermont defeated New Britain 3-1
1986	Reading	77 59	.566	Vermont defeated Reading 3-2
1987	Pittsfield	87 51	.630	Harrisburg defeated Vermont 3-2
1988	Glens Falls	80 57	.584	Albany-colonie defeated Vermont 3-1
1989	Albany-Colonie	92 48	.657	Albany-colonie defeated Harrisburg 3-1
1990	Albany-Colonie	79 60	.568	London defeated New Britain 3-0
1991	Harrisburg	87 53	.621	Albany-Colonie defeated Harrisburg 3-0
1992	Canton-Akron	80 58	.580	Binghamton defeated Canton-Akron 3-2
1993	Trenton (N)	73 69	.514	Harrisburg defeated Canton-Akron 3-2
	Harrisburg (S)	94 44	.681	
1994	Binghamton (N)	82 59	.582	Binghamton defeated Harrisburg 3-1
	Harrisburg (S)	88 51	.633	
1995	Portland (N)	86 56	.606	Reading defeated New Haven 3-2
	Trenton (S)	73 69	.514	
1996	Portland (N)	83 58	.589	Harrisburg defeated Portland 3-1
	Trenton (S)	86 56	.589	
1997	Portland (N)	79 63	.556	Harrisburg defeated Portland 3-1
	Harrisburg (S)	86 56	.606	
1998	New Britain (N)	83 59	.585	Harrisburg defeated New Britain 3-1
	Akron (S)	81 60	.574	
1999	Trenton (N)	92 50	.648	Harrisburg defeated Norwich 3-2
	Erie (S)	81 61	.570	
2000	Binghamton (N)	82 58	.586	New Haven defeated Reading 3-1
	Reading (S)	85 57	.599	
2001	New Britain (N)	87 55	.613	New Britain and Reading declared
	Erie (S)	84 58	.592	Co-Champions after series is cancelled
2002	Norwich (N)	76 64	.543	Norwich defeated Harrisburg 3-2
	Akron (S)	93 48	.660	
2003	New Haven (N)	79 63	.556	Akron defeated New Haven 3-0
	Akron (S)	88 53	.624	
2004	New Hampshire (N)	84 57	.596	New Hampshire defeated Altoona 3-0
	Altoona (S)	85 56	.603	
2005	Portland (N)	76 66	.535	Akron defeated Portland 3-1
	Akron (S)	84 58	.592	
2006	Trenton (N)	80 62	.563	Portland defeated Akron 3-2
	Akron (S)	87 55	.613	
2007	Trenton (N)	83 59	.585	Trenton defeated Akron 3-1
	Erie (S)	81 59	.579	
2008	Trenton (N)	86 54	.614	Trenton defeated Akron 3-1
	Bowie (S)	84 58	.592	
2009	Connecticut (N)	83 59	.585	Akron defeated Connecticut 3-1
	Akron (N)	89 53	.627	
2010	Trenton (E)	83 59	.585	Altoona defeated Trenton 3-1
	Altoona (W)	82 60	.577	
2011	New Hampshire (E)	77 65	.542	New Hampshire defeated Richmond 3-1
	Harrisburg (W)	80 62	.563	
2012	Trenton (E)	79-63	.556	Akron defeated Trenton 3-1
	Akron (W)	82-59	.582	
2013	Binghamton (E)	86-55	.610	Trenton defeated Harrisburg 3-0
	Harrisburg (W)	77-65	.542	
2014	Portland (E)	88-54	.620	Binghamton defeated Richmond 3-0
	Richmond (W)	79-63	.556	
2015	Reading (E)	80-61	.567	Bowie defeated Reading 3-2
	Bowie (W)	79-63	.556	
2016	Reading (E)	89-52	.631	Akron defeated Trenton 3-0
	Akron (W)	77-64	.546	
2017	Trenton (E)	92-48	.657	Altoona defeated Trenton 3-0
	Altoona (W)	85-54	.529	
2018	New Hampshire (E)	76-62	.551	New Hampshire defeated Akron 3-0
	Akron (W)	78-62	.557	

EASTERN LEAGUE TRAVEL

Eastern League Hotels

Akron

Fairfield Inn & Suites
Akron/Fairlawn
208 Springside Dr.
Akron, OH 44333
330-665-0641

Erie

Baymont Inn & Suites Erie
8170 Perry Highway
Erie, PA 16509
814-866-8808

Portland

Fireside Inn and Suites
81 Riverside St.
Portland, ME 04103
207-774-5601
207-774-2103 (fax)

Altoona

Altoona Grand Hotel
1 Sheraton Drive
Altoona, PA 16601
814-946-1631

Harrisburg

Holiday Inn Harrisburg East
815 S. Eisenhower Blvd.
Middletown, PA 17057
717-939-1600

Reading

Crowne Plaza Reading
1741 Papermill Rd.
Wyomissing, PA 19610
877-354-1911

Binghamton

Holiday Inn Downtown
2-8 Hawley Street
Binghamton, NY 13901
607-722-1212 x7906

Hartford

Holiday Inn Express of
Newington
2553 Berlin Turnpike
Newington, CT 06111
860-372-4000

Richmond

Fairfield Inn & Suites Richmond Short Pump/I-64
9937 Maryland Drive
Richmond, VA 23233
(804) 545-4200

Bowie

Crowne Plaza Annapolis
173 Jennifer Road
Annapolis, MD 21401
410-266-3131

New Hampshire

Country Inn & Suites
250 River Rd.
Bedford, NH 03110
603-666-4600

Trenton

Holiday Inn Express
870 Scudders Mill Road
Plainsboro Township, NJ 08536
(609) 936-6600

EASTERN LEAGUE MILEAGE CHART

	AKR	ALT	BNG	BOW	ERI	HBG	HFD	NH	POR	REA	RIC	TRE
AKR	X	197	385	361	125	306	539	676	740	353	417	428
ALT	197	X	223	186	199	121	378	514	578	179	263	242
BNG	385	223	X	298	266	182	232	295	403	153	400	178
BOW	361	186	298	X	379	115	328	467	531	134	119	162
ERI	125	199	266	379	X	268	485	575	640	316	449	434
HBG	306	121	182	115	268	X	295	420	484	62	217	125
HFD	539	378	232	328	485	295	X	134	198	243	447	187
NH	676	514	295	467	575	420	134	X	99	378	588	321
POR	740	578	403	531	640	484	198	99	X	443	653	386
REA	353	177	153	134	316	62	243	378	443	X	254	84
RIC	417	263	400	119	449	217	447	588	653	254	X	273
TRE	428	242	178	162	434	125	187	321	386	84	273	X

EASTERN LEAGUE UMPIRES

2019 Eastern League Umpires

(As of March 4, 2019 - Subject to Change)

Number	Umpire	2018 Assignment	Resides	Total Experience
5	Matt Carlyon	Florida State League	Drums, PA	6.5 years
17	Joseph Gonzalez	Eastern League	El Monte, CA	4 years
90	Tom Hanahan	Eastern League	Mentor, OH	5 years
20	Aaron Higgins	Eastern League	Elk Grove, CA	6 years
7	Chris Marco	Eastern League	Waterdown, Ontario	6 years
56	Dave Martinez	Southern League	Bayonne, NJ	6 years
16	Taka Matsuda	Eastern League	Seiyo, Japan	8 years
9	Jacob Metz	Eastern League	Edmonds, WA	6 years
4	Mike Rains	Eastern League	Plano, TX	5.5 years
35	Tom Roche	Eastern League	Hamden, CT	6 years
24	Greg Roemer	Eastern League	Richfield, OH	6 years
14	Randy Rosenberg	Eastern League	Alexandria, VA	8 years
30	Mike Savakinas	Eastern League	Fairborn, OH	8 years
6	Chris Scott	Eastern League	Davidsonville, MD	6 years
28	Sean Shafer-Markle	Eastern League	Grand Rapids, MI	6 years
3	Patrick Sharshel	Eastern League	Colorado Springs, CO	8 years
8	Derek Thomas	Eastern League	Cape Coral, FL	6 years
2	Tom West	Eastern League	Scarborough, Australia	7 years

SEA DOGS NOTES

Record Breaking Inning: August 29, 2003

The Sea Dogs had an offensive explosion on August 29, 2003. In the 4th inning against the New Haven Ravens, the Sea Dogs plated 14 runs.

Among the Records set by Portland:

Tied the Eastern League record for runs in an inning (14), set earlier in the 2003 season by New Britain in a 14-run 3rd inning at Bowie.

Set new Eastern League record for hits in an inning (14), extra-base hits in an inning (7), total bases in an inning (28), and batters in an inning (19).

Set new franchise records for consecutive batters reaching base (12) and hits in game (22).

Kevin Haverbusch set a new franchise record with 5 RBI in one inning.

Set new season highs for runs scored (17), extra-base hits (9) and total bases (38) in a game - all are second most in franchise history behind 19 runs, 10 extra-base hits and 44 total bases on May 24, 1997 in a 19-5 win over New Britain.

EASTERN LEAGUE OPPONENTS

AKRON RUBBERDUCKS

300 South Main Street
Akrón, Ohio 44308
Phone: (330) 253-5151
Fax: (330) 253-3300
www.akronrubberducks.com



TEAM INFORMATION/PERSONNEL

Affiliation.....Cleveland Indians
Stadium.....Canal Park
Year Opened.....1997
Capacity.....7,630
Dimensions.....LF: 331', CF: 400', RF: 337'
2018 Attendance.....344,754 (7th)
Years in League.....1989-2019
League Titles.....(5) 2003, 2005, 2009, 2012, 2016
Last Playoff Appearance.....2018

Owner/CEO.....Ken Babby
GM/COO.....Jim Pfander
Media Contact.....Adam Liberman
Broadcasters.....Marco LaNave/Jim Clark
Flagship Station.....Fox Sports 1350 AM

Manager.....Rouglas Odor
Hitting Coach.....Justin Toole
Pitching Coach.....Tony Arnold
Bench Coach.....Juan De La Cruz
Trainer.....Bobby Ruiz
Strength & Conditioning.....Paul Syneckj

SEA DOGS RECORD VS. AKRON

2018 Record.....3-3
2018 @ Portland.....1-2
2018 @ Akron.....2-1
All Time Record.....88-109
Playoff Record.....4-5
Largest Margin of Victory.....13 (4/15/98)
Largest Margin of Defeat.....17 (6/7/17)

Notable Alumni: Jesus Aguilar, Albert Belle, Bartolo Colon, Jason Kipnis, Corey Kluber, Francisco Lindor, Victor Martinez, Manny Ramirez, C.C. Sabathia, Jim Thome

2019 SEA DOGS VS. AKRON

At Portland:

August 9-11

At Akron:

August 14-16

2018 Team Leaders

G- Tyler Krieger: 123
AVG- Andrew Calica: .278
AB- Tyler Krieger: 468
R- Andrew Calica: 78
H- Tyler Krieger: 129
HR- Bobby Bradley: 24
RBI- 3 players tied: 64
SB- Andrew Calica: 27
2B- Joe Sever: 27
3B- Sam Haggerty: 5

ERA- Jake Paulson: 3.04
Wins- Dominic DeMasi/Jake Paulson: 8
Losses- Kyle Dowdy: 8
Games- Argenis Angulo: 47
Games Started- Sean Brady: 27
SV- Henry Martinez: 11
IP- Sean Brady: 143.0
SO- Sean Brady: 95
BB- Sean Brady: 53

RubberDucks Notes

- Former Red Sox manager John Farrell served as the Indians Director of Player Development from 2001- 2006.
- Prior to moving into Canal Park in 1997, the team played at Thurman Munson Stadium in Canton, OH and were known as the Canton-Akron Indians.
- Akron was once known as the "Rubber Capital of the World," as the first synthetic rubber tire was introduced and marketed in Akron.
- The city's nickname served as inspiration for the re-branding of the franchise in 2014 as Akron made the transition from the Aeros to the RubberDucks

EASTERN LEAGUE OPPONENTS

ALTOONA CURVE

1000 Park Avenue
Altoona, PA 16602
Phone: (814) 943-5400
Fax: (814) 943-9050
www.altoonacurve.com



TEAM INFORMATION/PERSONNEL

Affiliation.....Pittsburgh Pirates
Stadium.....Peoples Natural Gas Ballpark
Year Opened.....1999
Capacity.....7,210
Field Dimensions.....LF:325', CF:405', RF:325'
2018 Attendance.....297,118 (8th)
Years in League.....1999-2019
League Titles.....(2) 2010, 2017
Last Playoff Appearance.....2018

Managing Members.....Bob & Joan Lozinak
GM.....Derek Martin
Media Contact.....Garrett Mansfield
Broadcasters.....Garrett Mansfield/ Michael Marcantonini
Flagship Station.....News Talk 1240 AM

Manager.....Michael Ryan
Hitting Coach.....Jon Nunnally
Pitching Coach.....Joel Hanrahan
Trainer.....Justin Ahrens
Strength & Conditioning.....Joe Schlesinger

SEA DOGS RECORD VS. ALTOONA

2018 Record.....3-4
2018 @ Portland.....1-2
2018 @ Altoona.....2-2
All Time Record.....62-63
Largest Margin of Victory.....11 (8/14/12)
Largest Margin of Defeat.....10 (8/3/00)

Notable Alumni: Bronson Arroyo, Jose Bautista, Gerrit Cole, Josh Harrison, Brock Holt, Starling Marte, Andrew McCutchen, Austin Meadows, Steve Pearce, Gregory Polanco

2019 SEA DOGS VS. ALTOONA

At Portland:

May 24-27

At Altoona:

June 11-13

2018 Team Leaders

G- Cole Tucker: 133

AVG- Bryan Reynolds: .302

AB- Cole Tucker: 517

R- Cole Tucker: 77

H- Cole Tucker: 134

HR- Will Craig: 20

RBI- Will Craig: 102

SB- Cole Tucker: 35

2B- Ke'Bryan Hayes: 31

3B- Ke'Bryan Hayes/Cole Tucker: 7

ERA- Taylor Hearn: 3.12

Wins- Mitch Keller/Cam Vieaux: 10

Losses- 4 players tied at 6

Games- Geoff Hartlieb: 47

Games Started- Taylor Hearn: 19

SV- Matt Eckelman: 11

IP- Taylor Hearn: 104.0

SO- Taylor Hearn: 107

BB- Sean Keselica: 43

Curve Notes

- Altoona's leading hitter in 2012, Brock Holt, was traded to the Boston Red Sox in the deal that also sent closer Joel Hanrahan to the Red Sox. Among the players sent to the Pirates organization was Sea Dogs pitcher Stolmy Pimentel.
- For the second straight season, a former Sea Dog is Altoona's Hitting Coach. Jon Nunnally (Hitting Coach for Portland in 2006) takes over for Keoni De Renne (2006).
- The Curve are named after a famous nearby 2,375 foot horseshoe curve in the railroad tracks that winds through the Allegheny Mountains.

EASTERN LEAGUE OPPONENTS

BINGHAMTON RUMBLE PONIES

211 Henry Street
Binghamton, NY 13901
Phone: (607) 723-6387
Fax: (607) 723-7779
www.bingrp.com



TEAM INFORMATION/PERSONNEL

Affiliation.....New York Mets
Stadium.....NYSEG Stadium
Year Opened.....1992
Capacity.....6,012
Field Dimensions.....LF: 330', CF: 400', RF: 330'
2018 Attendance.....220,279 (10th)
Years in League.....1923-'37, 1940-'63, 1966-'68, 1992-2019
Last Playoff Appearance.....2017
League Titles: (13) 1929, 1933, 1935, 1940, 1944, 1949, 1952, 1953, 1958, 1967, 1992, 1994, 2014
Owner.....John Hughes
GM.....John Bayne
Media Contact.....Tim Heiman
Broadcaster.....Tim Heiman
Flagship Station.....WNBF 1290 AM

Manager.....Kevin Boles
Hitting Coach.....Tony Jaramillo
Pitching Coach.....Jonathan Hurst
Trainer.....Kiyoshi Tada
Strength & Conditioning.....Kory Wan

2019 SEA DOGS VS.
BINGHAMTON

At Portland
April 8-10, May 2-5, July 11-14

At Binghamton
April 25-28, May 31-June 1,
August 26-29

2018 Team Leaders

G- Kevin Taylor: 126
AVG- Levi Michael: .305
AB- Kevin Taylor: 437
R- Levi Michael: 72
H- Levi Michael: 118
HR- Peter Alonso: 15
RBI- Jhonnan Urena: 63
SB- Levi Michael: 13
2B- Levi Michael: 30
3B- John Mora: 7

ERA- Mickey Jannis: 3.60
Wins- Mickey Jannis: 10
Losses- 3 players tied at 9
Games- David Roseboom/Daniel Zamora 40
Games Started- Franklyn Kilome: 26
SV- Eric Hanhold: 8
IP- Mickey Jannis: 142.1
SO- Franklyn Kilome: 125
BB- Franklyn Kilome: 61

SEA DOGS RECORD VS. BINGHAMTON

2018 Record.....11-12
2018 @ Portland.....6-6
2018 @ Binghamton.....5-6
All Time Record.....222-251
Playoff Record.....5-5
Largest Margin of Victory.....11* (5/14/16)
Largest Margin of Defeat.....14* (7/16/18)

*Occurred multiple times, most recent listed

Notable Alumni: Jacob deGrom, Lucas Duda, Michael Fulmer, Dwight Gooden, Matt Harvey, Jason Istringhausen, Steven Matz, Daniel Murphy, Jose Reyes, Noah Syndergaard, Billy Wagner, Zach Wheeler, David Wright

Mets Notes

- On November 3, 2016, the Binghamton Mets became the Binghamton Rumble Ponies. The winning name submission came from a fan, inspired by the Children's Book "The Carousel."
- On August 13, 2001 three Sea Dog pitchers combined to no-hit the Binghamton Mets on the road in Binghamton. Josh Beckett tossed the first seven innings, Brandon Bowe and Aaron Scheffer backed up their starter with one inning of hitless relief respectively.
- The Eastern League was formed in Binghamton, New York on March 23, 1923.

EASTERN LEAGUE OPPONENTS

BOWIE BAYSOX

4101 Crain Highway
Bowie, MD 20716
Phone (301) 805-6000
Fax (301) 464-4911
www.baysox.com



TEAM INFORMATION/PERSONNEL

Affiliation.....Baltimore Orioles
Stadium.....Prince George's Stadium
Year Opened.....1994
Capacity.....10,000
Field Dimensions.....LF: 309', CF: 405', RF: 309'
2018 Attendance.....230,347 (11th)
Years in League.....1993-2019
League Titles.....2015
Last Playoff Appearance.....2017

President.....Ken Young
GM.....Brian Shallcross
Media Contact.....Joe Fitzhenry
Broadcaster.....Adam Pohl
Flagship Station.....1430 AM WNAV

Manager.....Buck Britton
Hitting Coach.....Keith Bodie
Pitching Coach.....Kennie Steenstra
Trainer.....Brian Guzman
Strength & Conditioning.....Patrick Armstrong

SEA DOGS RECORD VS. BOWIE

2018 Record.....4-2
2018 @ Portland.....1-2
2018 @ Bowie.....3-0
All Time Record.....97-102
Largest Margin of Victory.....13 (7/27/95)
Largest Margin of Defeat.....14 (8/6/94)

Notable Alumni: Jake Arrieta, Zach Britton, Kevin Gausman, Mychal Givens, Manny Machado, Trey Mancini, Nick Markakis, Eduardo Rodriguez, Jonathan Schoop, Jayson Werth, Matt Wieters

2019 SEA DOGS VS. BOWIE

At Portland

June 7-9

At Bowie

August 2-4

2018 Team Leaders

G- Aderlin Rodriguez: 128
AVG- Corban Joseph: .312
AB- Aderlin Rodriguez: 483
R- Aderlin Rodriguez: 76
H- Corban Joseph: 143
HR- Aderlin Rodriguez: 23
RBI- Aderlin Rodriguez: 92
SB- Anderson Feliz: 20
2B- Corban Joseph: 30
3B- Cedric Mullins/Erick Salcedo: 5

ERA- Keegan Akin: 3.27
Wins- Keegan Akin: 14
Losses- Lucas Long: 9
Games- Tanner Chleborad: 43
Games Started- Keegan Akin: 25
SV- Branden Kline: 15
IP- Keegan Akin: 137.2
SO- Keegan Akin: 142
BB- Michael Kelly: 66

Baysox Notes

- Bowie won their first championship in 2015, defeating Reading 3 games to 2.
- In their inaugural season in 1993, the Baysox played their home games at old Memorial Stadium in Baltimore. A handful of games were also played at the University of Maryland and the Naval Academy.
- In 1993, the name for the new franchise was put to the fans, and after more than 3,500 fans voted, the Baysox was chosen.

EASTERN LEAGUE OPPONENTS

ERIE SEAWOLVES

110 East 10th Street
Erie, PA 16501
Phone (814) 456-1300
Fax (814) 456-7520
www.seawolves.com



TEAM INFORMATION/PERSONNEL

Affiliation.....Detroit Tigers
Stadium.....UPMC Park
Year Opened.....1995
Capacity.....6,000
Field Dimensions.....LF: 317', CF: 400', RF: 328'
2018 Attendance.....205,055 (12th)
Years in League.....1999-2019
League Titles.....None
Last Playoff Appearance.....2013

Owner.....Fernando Aguirre
President.....Greg Coleman
Media Contact.....Greg Gania
Broadcaster.....Greg Gania
Flagship Station.....Fox Sports Radio 1330 AM

Manager.....Mike Rabelo
Hitting Coach.....Brian Harper
Pitching Coach.....Mark Johnson
Coach.....Santiago Garrido
Trainer.....T.J. Obergefell
Strength & Conditioning.....Jeff Mathers

SEA DOGS RECORD VS. ERIE

2018 Record.....3-3
2018 @ Portland.....2-1
2018 @ Erie.....1-2
All Time Record.....64-61
Playoff Record.....3-2
Largest Margin of Victory.....15 (8/10/16)
Largest Margin of Defeat.....17 (8/8/18)

Notable Alumni: Alex Avila, Nick Castellanos, Michael Fulmer, Charlie Furbush, Curtis Granderson, John Lackey, Andrew Miller, Aramis Ramirez, Fernando Rodney, Eugenio Suarez, Devon Travis, Justin Verlander, Dontrelle Willis

2019 SEA DOGS VS. ERIE

At Portland

August 6-8

At Erie

June 17-19

2018 Team Leaders

G- Josh Lester: 127
AVG- Daniel Woodrow: .313
AB- Willi Castro: 476
R- Josh Lester: 71
H- Willi Castro: 125
HR- Josh Lester: 21
RBI- Josh Lester: 75
SB- Daniel Woodrow: 19
2B- Gabriel Quintana: 30
3B- Daz Cameron/Will Maddox: 5

ERA- Beau Burrows: 4.10
Wins- Beau Burrows: 10
Losses- Beau Burrows/Baez: 9
Games- John Schreiber: 49
Games Started- Beau Burrows: 26
SV- John Schreiber: 18
IP- Tyler Alexander: 138.1
SO- Beau Burrows: 127
BB- Beau Burrows: 56

SeaWolves Notes

- South Portland, Maine native Charlie Furbush made five starts for the SeaWolves in 2010 posting a 1-0 record with a 3.24 ERA.
- The SeaWolves first joined the New York-Penn League in 1995 as an affiliate of the Pittsburgh Pirates.
- In 1999, the SeaWolves joined the Double-A Eastern League as an affiliate of the Anaheim Angels.
- Erie became a Detroit Tigers affiliate in 2001.

EASTERN LEAGUE OPPONENTS

HARRISBURG SENATORS

245 Championship Way
Harrisburg, PA 17101
Phone (717) 231-4444
Fax (717) 231-4445
www.senatorsbaseball.com



TEAM INFORMATION/PERSONNEL

Affiliation.....Washington Nationals
Stadium..... FNB Field
Year Opened.....1987
Capacity.....6,300
Field Dimensions.....LF: 325', CF: 400', RF: 325'
2018 Attendance.....259,243 (9th)
Years in League.....1924-35, 1987-2019
League Titles: (9) 1927, 1928, 1931, 1987, 1993, 1996-99
Last Playoff Appearance.....2013

Principal Owner.....Mark Butler
GM.....Randy Whitaker
Media Contact.....Terry Byrom
Broadcaster.....Terry Byrom
Flagship Station..CBS Sports Radio: 96.5/96.3 FM/1400 AM

Manager..... Matthew LeCroy
Hitting Coach..... Brian Rupp
Pitching Coach.....Michael Tejera
Trainer.....T.D. Swingord
Strength & Conditioning.....R.J. Guyer

SEA DOGS RECORD VS. HARRISBURG

2018 Record.....4-2
2018 @ Portland.....2-1
2018 @ Harrisburg.....2-1
All Time Record.....105-109
Playoff Record.....3-2
Largest Margin of Victory.....14 (6/19/12)
Largest Margin of Defeat.....11* (8/22/15)

*Occurred multiple times, most recent listed

Notable Alumni: Ian Desmond, Wilmer Difo, Vladimir Guerrero, Bryce Harper, Cliff Lee, Brandon Phillips, Wilson Ramos, Anthony Rendon, Victor Robles, Drew Storen, Stephen Strasburg, Trea Turner, Jordan Zimmermann, Ryan Zimmerman

2019 SEA DOGS VS.
HARRISBURG

At Portland

July 25-28

At Harrisburg

July 18-21

2018 Team Leaders

G- Dan Gamache: 121

AVG- Dan Gamache: .274

AB- Dan Gamache: 413

R- Drew Ward: 59

H- Dan Gamache: 113

HR- Drew Ward: 13

RBI- Drew Ward: 56

SB- Daniel Johnson: 21

2B- Dan Gamache: 22

3B- Daniel Johnson: 7

ERA- Jaron Long: 3.65

Wins- Logan Darnell: 8

Losses- Jaron Long: 8

Games- Bryan Harper/Roman Mendez: 44

Games Started- Logan Darnell/Jaron Long: 19

SV- Roman Mendez: 11

IP- Jaron Long: 123.1

SO- Kyle McGowin: 94

BB- Luis Reyes: 32

Senators Notes

- The Senators won four consecutive Eastern League titles from 1996-1999. The fourth in 1999 came in dramatic fashion on a Milton Bradley walk-off grand slam to right-center field.
- Harrisburg Pitching Coach Michael Tejera was the 1999 Eastern League Pitcher of the Year with the Portland Sea Dogs.
- Parts of the movie Major League 2 were filmed at Harrisburg's ballpark

EASTERN LEAGUE OPPONENTS

Hartford Yard Goats

1214 Main Street
Hartford, CT 06103
Phone: (860) 246-4628
Fax: (860) 247-4628
www.yardgoatsbaseball.com



TEAM INFORMATION/PERSONNEL

Affiliation.....Colorado Rockies
Stadium.....Dunkin' Donuts Park
Year Opened.....2017
Capacity.....6,121
Field Dimensions.....LF: 325', CF: 400', RF: 306'
2018 Attendance.....408,942 (2nd)
Years in League.....2016-2019
League Titles.....None
Last Playoff Appearance.....None

Owner.....Josh Solomon
General Manager.....Mike Abramson
Media Contact.....Jeff Dooley
Broadcaster.....Jeff Dooley
Flagship Station.....1410 AM WPOP

Manager.....Warren Schaeffer
Hitting Coach.....Lee Stevens
Pitching Coach.....Steve Merriman
Trainer.....Hoshito Mizutani
Strength & Conditioning.....Brady Fitzgerald

SEA DOGS RECORD VS. HARTFORD

2018 Record.....8-14
2018 @ Portland.....5-5
2018 @ Hartford.....3-9
All Time Record.....25-41
Largest Margin of Victory.....11 (7/23/17)
Largest Margin of Defeat.....8 (5/6/18)

Notable Alumni: Matt Carasiti, David Dahl, Kyle Freeland, German Marquez, Ryan McMahon, Antonio Senzatela, Raimel Tapia, Pat Valaika

2019 SEA DOGS VS. HARTFORD

At Portland

April 22-24, May 13-15, July 22-24

At Hartford

April 29-May 1, May 28-30, August 13-15

2018 Team Leaders

G- Brian Mundell: 128
AVG- Brendan Rodgers: .275
AB- Brian Mundell: 441
R- Sam Hilliard: 58
H- Brian Mundell: 116
HR- Brendan Rodgers: 17
RBI- Brendan Rodgers: 62
SB- Sam Hilliard: 23
2B- Brian Mundell: 25
3B- Sam Hilliard/Mylyz Jones: 3

ERA- Jesus Tinoco: 4.79
Wins- Jesus Tinoco: 9
Losses- Jesus Tinoco: 12
Games- Matt Plerpont: 55
Games Started- Ryan Castellani/Tinoco: 26
SV- Matt Plerpont: 21
IP- Jesus Tinoco: 141.0
SO- Jesus Tinoco: 132
BB- Ryan Castellani: 70

Yard Goats Notes

- Formerly the New Britain Rock Cats, the Yard Goats moved to Hartford prior to the 2016 season. A Yard Goat is an old railroad slang term for an engine that switches a train to get it ready for another locomotive. Hartford selected the name after holding a "Name the Team" contest that drew close to 6,000 submissions. Team officials picked Yard Goats over Hedgehogs, Praying Mantis, River Hogs, and Whirlybirds.
- The Colorado Rockies previously fielded a team in the Eastern League with the New Haven Ravens from 1994-98.

EASTERN LEAGUE OPPONENTS

NEW HAMPSHIRE FISHER CATS

1 Line Drive
Manchester, NH 03101
Phone: (603) 641-2005
Fax: (603) 641-2055
www.nhfishercats.com



TEAM INFORMATION/PERSONNEL

Affiliation.....Toronto Blue Jays
Stadium.....Northeast Delta Dental Stadium
Year Opened.....2005
Capacity.....6,500
Field Dimensions.....LF: 326', CF: 400', RF: 306'
2018 Attendance.....319,099 (5th)
Years in League.....1969-'71, 2004-2019
League Titles.....3 (2004, 2011, 2018)
Last Playoff Appearance.....2018

Owner.....Art Solomon
President.....Mike Ramshaw
Media Contact.....Tyler Murray
Broadcasters.....Tyler Murray/Tyler Zickel/Bob Lipman
Flagship Station.....WGIR 610 AM

Manager.....Mike Mordecai
Hitting Coach.....Donnie Murphy
Pitching Coach.....Vince Horsman
Trainer.....Drew MacDonald
Strength & Conditioning.....Caleb Daniel

SEA DOGS RECORD VS. NEW HAMPSHIRE

2018 Record.....11-11
2018 @ Portland.....6-4
2018 @ New Hampshire.....5-7
All-Time Record.....188-169
Largest Margin of Victory.....18 (5/24/14)
Largest Margin of Defeat.....13 (9/6/04)

Notable Alumni: Travis d'Arnaud, Danny Farquhar, Ryan Goins, Yan Gomes, Adeiny Hechavarria, Aaron Hill, Adam Lind, Shaun Marcum, Daniel Norris, Kevin Pillar, Dalton Pompey, Aaron Sanchez, Marcus Stroman

2019 SEA DOGS VS.
NEW HAMPSHIRE

At Portland
May 7-9, June 24-26,
August 30-September 2

At New Hampshire
July 4-7, July 15-17, August 16-18

2018 Team Leaders

G- Cavan Biggio: 132
AVG- Harold Ramirez: .320
AB- Bo Bichette: 539
R- Bo Bichette: 95
H- Bo Bichette: 154
HR- Cavan Biggio: 26
RBI- Cavan Biggio: 99
SB- Bo Bichette: 32
2B- Bo Bichette: 43
3B- Jon Berti/Bo Bichette: 7

ERA- T.J. Zeuch: 3.08
Wins- Jon Harris: 12
Losses- Jordan Romano: 8
Games- Zach Jackson: 43
Games Started- Jon Harris/Jordan Romano: 25
SV- Travis Bergen/Andrew Case: 8
IP- Jordan Romano: 137.1
SO- Jordan Romano: 125
BB- Zach Jackson: 51

Fisher Cats Notes

- Manchester was home to the Yankees Double-A affiliate from 1969 to 1971.
- The Fisher Cats' largest home crowd in franchise history of 8,903 came on May 26, 2009 against the Portland Sea Dogs at MerchantsAuto.com Stadium. John Smoltz was Portland's starting pitcher, appearing with the team on a Major League rehab assignment. The righty allowed one run on three hits over three and one-third innings. Portland won the game 5-1.

EASTERN LEAGUE OPPONENTS

READING FIGHTIN PHILS

1900 Centre Avenue/Route 61 South
Reading, PA 19605
Phone: (610) 375-8469
Fax: (610) 373-5868
www.fightins.com



TEAM INFORMATION/PERSONNEL

Affiliation.....Philadelphia Phillies
Stadium.....First Energy Stadium
Year Opened.....1951
Capacity.....9,000
Field Dimensions.....LF: 330', CF: 400', RF: 330'
2018 Attendance.....388,510 (3rd)
Years in League.....'33-'35, '52-'61, '63-'65, 1967-2001
League Titles.....(5) 1957, 1968, 1973, 1995, 2001
Last Playoff Appearance.....2016

Managing Partner.....Craig Stein
GM.....Scott Hunsicker
Media Contact.....Kirsten Karbach
Broadcasters.....Kirsten Karbach/Greg Caserta
Flagship Station.....CBS Sports Radio 98.5 FM/1240 AM

Manager.....Shawn Williams
Hitting Coach.....Kevin Riggs
Pitching Coach.....Aaron Fultz
Bench Coach.....Nelson Prada
Trainer.....Mickey Kozack
Strength & Conditioning.....Mike Lidge

SEA DOGS RECORD VS. READING

2018 Record.....6-13
2018 @ Portland.....1-9
2018 @ Reading.....5-4
All-Time Record.....143-168
Largest Margin of Victory.....12 (7/18/11)
Largest Margin of Defeat.....13 (9/6/04)

Notable Alumni: Joe Blanton, Michael Bourn, Larry Bowa, Pat Burrell, Marlon Byrd, Darren Daulton, Julio Franco, Maikel Franco, Gio Gonzalez, Cole Hamels, J.A. Happ, Rhys Hoskins, Ryan Howard, Mickey Morandini, Aaron Nola, Scott Rolen, Jimmy Rollins, Ryne Sandberg, Mike Schmidt

2019 SEA DOGS VS.
READING

At Portland
April 4-7, June 21-23, August
19-21

At Reading
April 15-17, May 16-19, June
27-30

2018 Team Leaders

G- Malquin Canelo: 128
AVG- Damek Tomscha: .294
AB- Malquin Canelo: 470
R- Malquin Canelo: 63
H- Malquin Canelo: 118
HR- Deivi Grullon: 21
RBI- Deivi Grullon: 59
SB- Malquin Canelo: 24
2B- Zach Green: 23
3B- Malquin Canelo: 6

ERA- Harold Arauz: 4.59
Wins- Harold Arauz: 9
Losses- Harold Arauz: 7
Games- Edgar Garcia: 47
Games Started- Harold Arauz: 24
SV- Jeff Singer: 12
IP- Harold Arauz: 131.1
SO- Harold Arauz: 113
BB- Franklyn Kilome: 51

Fightin Phils Notes

- Reading Fightin Phils became the new name for the team in 2013, after spending 1967-2012 as the Reading Phillies.
- Reading became home to the Class-A affiliate of the Boston Red Sox in the New York-Penn League (now the Eastern League) in 1933.
- From 1963-64, Reading was the Double-A affiliate of the Boston Red Sox.

EASTERN LEAGUE OPPONENTS

RICHMOND FLYING SQUIRRELS

3001 N. Boulevard
Richmond, VA 23230
Phone: (804) 359-3866
Fax: (804) 359-1373
www.squirrelsbaseball.com



TEAM INFORMATION/PERSONNEL

Affiliation.....San Francisco Giants
Stadium.....The Diamond
Year Opened.....1985
Capacity.....9,560
Field Dimensions.....LF: 330', CF: 402', RF: 330'
2018 Attendance.....396,686 (1st)
Years in League.....2010-2019
League Titles.....None
Last Playoff Appearance.....2014

Managing Partner.....Lou DiBella
Chief Executive.....Chuck Domino
Vice President & COO.....Todd "Parney" Parnell
Media Contact.....Trey Wilson
Broadcaster.....Trey Wilson
Flagship Station.....Fox Sports 910 AM

Manager.....Willie Harris
Hitting Coach.....Francisco Morales
Pitching Coach.....Glenn Dishman
Trainer.....Garrett Havig
Strength & Conditioning.....Jon Medici

SEA DOGS RECORD VS. RICHMOND

2018 Record.....2-4
2018 @ Portland.....1-2
2018 @ Richmond.....1-2
All Time Record.....25-29
Largest Margin of Victory.....7 (6/18/16)
Largest Margin of Defeat.....6 (8/10/14*)
*Occurred multiple times, most recent listed

Notable Alumni: Brandon Belt, Brandon Crawford, Matt Duffy, Mike MacDonald, Joe Panik, Hunter Strickland, Kelby Tomlinson

2019 SEA DOGS VS.
RICHMOND

At Portland

June 4-6

At Richmond

July 30-August 1

2018 Team Leaders

G- Dylan Davis: 125
AVG- Ryan Howard: .273
AB- Dylan Davis: 430
R- Luigi Rodriguez: 54
H- Ryan Howard: 115
HR- Luigi Rodriguez: 14
RBI- Dylan Davis: 55
SB- Matt Lipka: 21
2B- Ryan Howard: 32
3B- Matt Lipka/ Luigi Rodriguez: 5

ERA- Jake McCasland: 4.66
Wins- Cory Taylor: 8
Losses- Garrett Williams: 9
Games- Dan Slania: 47
Games Started- Chase Johnson: 18
SV- Caleb Simpson: 10
IP- Jake McCasland: 106.1
SO- Shaun Anderson: 93
BB- Garrett Williams: 61

Flying Squirrels Notes

- "The Diamond" is shared with the Virginia Commonwealth University baseball team.
- The Richmond region is home to the first canal system in the United States, designed by George Washington.
- The Giants had been represented in the Eastern League by two prior teams before their affiliation with Richmond began in 2010: The Norwich Navigators (2003-05) and the Connecticut Defenders (2006-09).

EASTERN LEAGUE OPPONENTS

TRENTON THUNDER

One Thunder Road

Trenton, NJ 08611

Phone: (609) 394-3300

Fax: (609) 394-9666

www.trentonthunder.com



TEAM INFORMATION/PERSONNEL

Affiliate.....New York Yankees
 Stadium.....Arm & Hammer Park
 Year Opened.....1994
 Capacity.....6,150
 Field Dimensions.....LF: 330', CF: 407', RF: 330'
 2018 Attendance.....351,297 (6th)
 Years in League.....1994-2019
 League Titles.....(3) 2007, 2008, 2013
 Last Playoff Appearance.....2018

COO/GM.....Jeff Hurley
 Media Contact.....Jon Mozes
 Broadcasters.....Jon Mozes/ Spenser Smith
 Flagship Station.....Fox Sports 920 AM
 Manager.....Patrick Osborn
 Hitting Coach.....Ty Hawkins
 Pitching Coach.....Tim Norton
 Defensive Coach.....Raul Dominguez
 Bullpen Coach.....Jason Phillips
 Trainer.....Jimmy Downman
 Strength & Conditioning Coach.....Anthony Velazquez

2019 SEA DOGS VS. TRENTON

At Portland
 April 18-20, July 1-3, August
 22-25

At Trenton
 April 12-14, May 10-12, May
 20-23

2018 Team Leaders

G- Trey Amburgey: 125
AVG- Mandy Alvarez: .262
AB- Trey Amburgey: 481
R- Trey Amburgey: 65
H- Trey Amburgey: 124
HR- Jhalen Jackson: 17
RBI- Trey Amburgey: 74
SB- Abiatal Avelino: 15
2B- Gosuke Katoh: 27
3B- Mandy Alvarez/Zack Zehner: 3

ERA- Brian Keller: 3.74
Wins- Brian Keller: 10
Losses- Brian Keller: 9
Games- Jordan Foley: 37
Games Started- Brian Keller: 21
SV- Jordan Foley: 10
IP- Brian Keller: 125.0
SO- Brian Keller: 114
BB- Brian Keller: 37

SEA DOGS RECORD VS. TRENTON

2018 Record.....8-8
 2018 @ Portland.....6-3
 2018 @ Trenton.....2-5
 All Time Record.....206-237
 Playoff Record.....7-9
 Largest Margin of Victory.....12 (7/7/98)
 Largest Margin of Defeat.....13 (7/3/06)

Notable Alumni: Miguel Andujar, Dellin Betances, Robinson Cano, Francisco Cervelli, Ben Gamel, Nomar Garciaparra, Brett Gardner, Phil Hughes, Austin Jackson, Aaron Judge, Lou Merloni, Trot Nixon, David Robertson, Gary Sanchez, Luis Severino, Gleyber Torres, Kevin Youkilis

Thunder Notes

- Trenton served as the Double-A affiliate of the Red Sox from 1995-2002. When the Sox aligned with Portland, the rival Yankees partnered with the Thunder.
- The Sea Dogs faced Roger Clemens at Trenton in 2007.
- Trenton was once the capital of the United States – in November and December, 1784.
- Mainer Stump Merrill managed Trenton during 2003-04.

SERIES SWEEPS

Akron	Total	Won/Lost	Home/Road	Last Time
	3	Won	Road	June 14-16, 1999 (3-game)
	2	Won	Home	May 7-9, 1997 (3-game)
	6	Lost	Road	August 7-9, 2015 (3-game)
	3	Lost	Home	August 12-14, 2016 (2-game) August 12-14, 2014 (3-game)
Albany-Colonie	Total	Won/Lost	Home/Road	Last Time
	1	Won	Road	July 4-5, 1994 (2-game)
	0	Won	Home	----
	1	Lost	Road	July 15-17, 1994 (3-game)
	1	Lost	Home	May 13-15, 1994 (3-game)
Altoona	Total	Won/Lost	Home/Road	Last Time
	3	Won	Road	June 10-11, 2014 (2-game)
	4	Won	Home	August 14-16, 2012 (3-game)
	3	Lost	Road	June 22-24, 2010 (3-game)
	2	Lost	Home	May 20, 2016 (1-game) August 7-9, 2007 (3-game)
Binghamton	Total	Won/Lost	Home/Road	Last Time
	5	Won	Road	April 17-20, 2008 (4-game)
	4	Won	Home	April 13-14, 2018 (2-game)
	8	Lost	Road	April 5-8, 2018 (3-game)
	12	Lost	Home	July 10-13, 2016 (4-game)
Bowie	Total	Won/Lost	Home/Road	Last Time
	3	Won	Road	August 10-12, 2010 (3-game)
	4	Won	Home	June 11-13, 1996 (4-game)
	4	Lost	Road	June 12-14, 2012 (3-game)
	5	Lost	Home	June 7-9, 2016 (3-game)
Erie	Total	Won/Lost	Home/Road	Last Time
	3	Won	Road	June 8-10, 2010 (3-game)
	4	Won	Home	June 9-11, 2017 (3-game)
	1	Lost	Road	August 1-3, 2006 (3-game)
	2	Lost	Home	June 17-19, 2005 (3-game)
Harrisburg	Total	Won/Lost	Home/Road	Last Time
	4	Won	Road	August 19-21, 2014 (3-game)
	2	Won	Home	August 15-17, 2008 (3-game)
	5	Lost	Road	July 29-August 1, 2010 (4-game)
	2	Lost	Home	August 22-24, 2011(3-game)
Hartford	Total	Won/Lost	Home/Road	Last Time
	1	Won	Road	May 1-3, 2017
	0	-		
	3	Lost	Road	May 3-6, 2018 (4-game)
	1	Lost	Home	April 24, 2017 (1-game)
New Britain	Total	Won/Lost	Home/Road	Last Time
	14	Won	Road	April 18-19, 2014 (3-game)
				July 22-24, 2013 (4-game)
	13	Won	Home	July 5-6, 2014 (3-game)
	10	Lost	Road	May 12-14, 2011 (4-game)
New Hampshire	Total	Won/Lost	Home/Road	Last Time
	6	Won	Road	August 22-24, 2014 (3-game)
	4	Won	Home	July 23-26 2015 (4-game)
	6	Lost	Road	May 9-11, 2016 (3-game)
	1	Lost	Home	August 24-26, 2004 (3-game)

SERIES SWEEPS

New Haven	Total	Won/Lost	Home/Road	Last Time
	2	Won	Road	July 16-19, 2001 (4-game)
	5	Won	Home	May 25-28, 1995 (4-game)
	3	Lost	Road	July 26-28, 1999 (3-game)
	5	Lost	Home	June 7-8, 2000 (3-game)
Norwich/CT	Total	Won/Lost	Home/Road	Last Time
	5	Won	Road	June 2-4, 2006 (3-game)
	7	Won	Home	April 14-16, 2008 (3-game)
				April 7-10, 2005 (4-game)
	3	Lost	Road	July 26-28, 2002 (4-game)
	1	Lost	Home	May 27-29, 1997 (3-game)
Reading	Total	Won/Lost	Home/Road	Last Time
	2	Won	Road	June 26-29, 2014 (1st ever 4-game)
	3	Won	Home	April 7-9, 2017 (3-game)
	5	Lost	Road	April 5-7, 2012 (4-game)
	6	Lost	Home	May 15, 2018 (1-game, at Reading)
				May 31-June 2, 2016 (3-game)
				June 19-21, 2018 (4-game)
Richmond	Total	Won/Lost	Home/Road	Last Time
	2	Won	Road	August 8-10, 2017 (3-game)
	1	Won	Home	August 15-17, 2014 (3-game)
	1	Lost	Road	July 30-August 1, 2013
	1	Lost	Home	August 6-8, 2013
Trenton	Total	Won/Lost	Home/Road	Last Time
	5	Won	Road	July 25-27, 2005 (3-game)
	9	Won	Home	August 14-16, 2018 (3-game)
				July 18-20, 1994 (5-game)
	12	Lost	Road	August 21-23, 2017 (3-game)
	6	Lost	Home	July 17-19, 2017 (3-game)

Sea Dogs Record vs. MLB Organizations

<u>Organization</u>	<u>Record</u>
Anaheim	8-6
Baltimore	97-102
Boston	73-78
Cleveland	88-09
Colorado	81-96
Detroit	67-58
Minnesota	235-180
Montreal	55-57
New York Mets	222-251
New York Yankees	217-249
Philadelphia	143-168
Pittsburgh	62-63
San Francisco	100-100
Seattle	18-25
St. Louis	26-14
Toronto	198-179
Washington	50-52
Overall Record	1740-1787

2018 SEASON SUMMARY

The Sea Dogs completed the 2018 campaign with a 62-77 record but finished the season winning 33 of 60 games. Under first-year Manager Darren Fenster, the 'Dogs has first winning month in August (18-12). Portland was 32-37 at Hadlock Field and 31-39 on the road.

Portland ranked second among Red Sox minor league teams with a .254 average but led the system with 116 homers. Bobby Dalbec led the system with 32 HR and 109 RBI between High-A Salem and Portland.

The Sea Dogs welcomed 346,341 fans through the gates at Hadlock Field, finishing fourth in the Eastern League in average attendance (5,678).

Meet the All-Stars

LHP Kyle Hart, LHP Matt Kent, and INF Josh Ockimey were elected Eastern League All-Star game, and participated in the mid-summer classic in Trenton, New Jersey.

Hart led the Sea Dogs with a 3.57 ERA (seventh among Red Sox minor leaguers) in 24 starts. The lefty who made his Double-A debut in '18, went 1-2, 1.93 ERA (9 ER/42.0 IP) in his last five starts.

Kent and Dedgar Jimenez shared the team lead with 11 wins (second among Red Sox minor leaguers), and was eighth in the Red Sox system with a 3.69 ERA (made his Triple-A debut with Pawtucket on July 26th. Kent was named Sea Dogs Pitcher of the Year (Voted by the Fans).

Ockimey appeared in 90 games with the Sea Dogs from April 17-July 4, hitting .254 (79-for-311), 15 HR, 56 RBI, 19 2B, 2 3B, 59 BB, .370 OBP, and .473 SLG, and was named the Sea Dogs Most Valuable Player. Josh ranks fourth in the Eastern League in walks and was among the Top 10 in on-base and slugging percentage. Ockimey had 15 multi-hit games and 12 multi-RBI games and blasted the team's first grand slam on April 19th vs. Hartford. Ockimey

More Team Awards

INF Nick Lovullo was voted the Sea Dogs Citizen of the Year. Lovullo volunteered for various community appearances at local schools and participated in multiple baseball clinics held at Hadlock Field. Nick could often be found at the autograph table in the concourse before games and signing more autographs along the picnic area.

RHP Jordan Weems was voted the Sea Dogs Pitcher of the Year. In 33 games with Portland this season, Weems is 4-3 (19 ER/41.1 IP) with 45 strikeouts in 33 games, going five-for-seven in save opportunities. The Georgia native has been scoreless in 23 of 33 outings with Portland, after starting his season in High-A Salem (0-0, 0.68 ERA). Weems made his Triple-A debut on July 29th with the Pawtucket Red Sox.

Team Leaders

OF Luke Tendlar led the club with a .273 (102-for-374) average, paced the 'Dogs with 62 RBI, and his 15 homers were tied for the top spot with Chad De La Guerra and Ockimey. Dalbec's 32 homers were tied for the fourth most in the minors, his 109 RBI were tied for the second most. Danny Mars spent his second straight season in Portland, leading the team in games (125), doubles (21), and stolen bases (19). Portland had three pitchers in the top 10 in ERA in the Eastern League. Mike Shawaryn's 3.28 ERA was the best on the club. Hart and Kent were fifth in sixth in ERA. Josh Taylor led the 'Dogs with eight saves and was tied for second on the team with 33 appearances.

Awards

Eastern League Player of the Week: Michael Chavis (August 6-12)

Eastern League Pitcher of the Week: Kyle Hart (July 30-August 5)

Red Sox Minor League Offensive Player of the Year: Bobby Dalbec

Arizona Fall League: Michael Chavis, Bobby Dalbec, Darwinzon Hernandez, Josh Ockimey, Esteban Quiroz, Mike Shawaryn, Teddy Stankiewicz, and Josh Taylor

Promoted to Triple-A Pawtucket: Jordan Betts, Michael Chavis, Matthew Gorst, Dedgar Jimenez, Trevor Kelley, Matt Kent, Travis Lakins, Deiner Lopez, Josh Ockimey, Mike Olt, Mike Shawaryn, Josh Smith, Teddy Stankiewicz, Cole Sturgeon, *Tony Renda, Josh Taylor, Jordan Weems, Jantzen Witte

*Called up to the Boston Red Sox.

2018 RECORD WHEN....

	HOME	AWAY	OVERALL
OVERALL	32-37	31-39	63-76
NIGHT	23-25	21-30	44-54
DAY	9-12	10-9	19-21
VS. LHP STARTER	4-11	9-7	13-18
VS. RHP STARTER	28-26	22-32	50-58
'DOGS SCORE FIRST	22-11	25-12	47-23
OPPONENTS SCORE FIRST	9-26	7-27	16-53
SCORING 4+ RUNS	27-12	28-12	55-24
SCORING <=3 RUNS	5-25	3-27	8-52
LEAD AFTER 5TH	22-7	23-4	45-11
TIED AFTER 5TH	5-4	4-9	9-13
TRAIL AFTER 5TH	5-26	4-26	9-52
LEAD AFTER 6TH	25-3	23-6	48-9
TIED AFTER 6TH	4-6	2-4	6-10
TRAIL AFTER 6TH	3-28	6-29	9-57
LEAD AFTER 7TH	28-2	24-4	52-6
TIED AFTER 7TH	2-7	3-3	5-10
TRAIL AFTER 7TH	2-28	4-31	6-59
LEAD AFTER 8TH	24-1	22-2	46-3
TIED AFTER 8TH	2-4	6-3	8-7
TRAIL AFTER 8TH	0-24	1-30	1-54
EXTRA INNINGS	1-6	4-4	5-10
DOUBLEHEADER GAMES	6-9	2-3	8-12
SHUTOUTS	8-0	3-5	11-5
ONE-RUN GAMES	10-9	7-11	17-20
TWO-RUN GAMES	3-6	7-6	10-12
GAMES DECIDED LAST AT-BAT	6-6	6-11	12-17
RECORD BATTING AROUND	1-1	3-0	4-1
WHEN HITTING A HOME RUN	21-18	22-12	43-30
COMMITTING AN ERROR	16-24	17-27	33-51
VS. EASTERN DIVISION	24-27	20-31	44-58
BINGHAMTON	6-6	5-6	11-12
HARTFORD	5-5	3-9	8-14
NEW HAMPSHIRE	6-5	5-7	11-11
READING	1-9	5-4	6-13
TRENTON	6-3	2-5	8-8
VS. WESTERN DIVISION	8-10	11-8	19-18
AKRON	1-2	2-1	3-3
ALTOONA	1-2	2-2	3-4
BOWIE	1-2	3-0	4-2
ERIE	2-1	1-2	3-3
HARRISBURG	2-1	2-1	4-2
RICHMOND	1-2	1-2	2-4
MONDAY	4-1	2-5	6-6
TUESDAY	5-10	4-6	9-16
WEDNESDAY	4-5	4-8	8-13
THURSDAY	8-3	6-3	14-7
FRIDAY	3-6	7-3	10-9
SATURDAY	5-7	3-8	8-15
SUNDAY	3-5	5-6	8-11
APRIL	4-2	2-10	6-12
MAY	5-12	7-10	12-22
JUNE	5-10	7-5	12-15
JULY	7-7	6-7	13-14
AUGUST	11-6	7-6	18-12
SEPTEMBER	0-0	2-1	2-1

2018 TRANSACTIONS

April 3: Sea Dogs announce preliminary roster: INF **Michael Chavis**, RHP **Travis Lakins**, OF **Joseph Monge** and INF **Josh Ockimey** placed on the disabled list.

April 5: LHP **Josh Smith** assigned to the Lowell roster.

April 10: INF **Mike Olt** promoted to Triple-A Pawtucket...LHP **Drew Pomeranz** assigned to Portland on a Major League Rehab Assignment.

April 13: LHP **Dedgar Jimenez** promoted to Triple-A Pawtucket.

April 17: C **Isaias Lucena** received from Low-A Greenville...INF **Josh Ockimey** activated from disabled list.

April 18: C **Jordan Procyshen** placed on the disabled list retroactive to April 13.

April 19: LHP **Bobby Poyner** assigned to Portland on a Major League Rehab Assignment.

April 20: LHP **Dedgar Jimenez** received from Triple-A Pawtucket.

April 23: INF **Jordan Betts** promoted to Triple-A Pawtucket.

April 24: RHP **Travis Lakins** activated from the disabled list.

April 26: C **Isaias Lucena** assigned to Low-A Greenville...C **Jhon Nunez** received from High-A Salem.

April 30: INF **Esteban Quiroz** placed on the disabled list retroactive to April 27...INF **Tony Renda** signed by the Boston Red Sox as a minor league free agent and assigned to Portland.

May 4: LHP **Kyle Hart** placed on disabled list retroactive to May 2...RHP **Jordan Weems** received from High-A Salem.

May 7: RHP **Tyler Thornburg** assigned to Portland on a Major League Rehab Assignment.

May 9: INF **Chad De La Guerra** received from Triple-A Pawtucket...INF **Josh Tobias** placed on DL retroactive to May 8.

May 10: LHP **Daniel McGrath** assigned to Lowell...INF **Tanner Nishioka** received from Extended Spring Training.

May 11: LHP **Kyle Hart** activated from the disabled list...RHP **Yankory Pimentel** assigned to High-A Salem.

May 12: INF **Conrad Gregor** released by the Boston...LHP **Daniel McGrath** received from Short-Season Lowell...INF **Tanner Nishioka** assigned to Extended Spring Training...INF **Jantzen Witte** received from Triple-A Pawtucket.

May 14: OF **Cole Sturgeon** promoted to Triple-A Pawtucket.

May 17: C **Jordan Procyshen** activated from disabled list and assigned to High-A Salem...LHP **Josh Taylor** acquired by Boston Red Sox from Arizona Diamondbacks (**Deven Marrero** trade) and assigned to Portland.

May 18: RHP **Kevin McAvoy** assigned to Short-Season Lowell...INF **Josh Tobias** activated from disabled list.

May 19: C **Isaias Lucena** received from High-A Salem...C **Jhon Nunez** placed on the disabled list.

May 26: RHP **Jake Cosart** assigned to High-A Salem...C **Isaias Lucena** assigned to Low-A Greenville...C **Jhon Nunez** activated from the disabled list...LHP **Josh Smith** assigned to the Lowell roster.

May 30: INF **Deiner Lopez** activated from the restricted list...RHP **Austin Maddox** continues Major League Rehab Assignment...INF **Tony Renda** placed on the disabled list.

June 5: RHP **Kevin McAvoy** received from Lowell...LHP **Josh Smith** promoted to Triple-A Pawtucket.

June 8: RHP **Darin O'Linger** received from High-A Salem...RHP **Teddy Stankiewicz** promoted to Triple-A Pawtucket.

June 9: INF **Tanner Nishioka** received from Low-A Greenville...INF **Josh Tobias** placed on the disabled list.

June 10: RHP **Darin O'Linger** assigned to Low-A Greenville...RHP **Teddy Stankiewicz** received from Triple-A Pawtucket.

June 12: INF **Jordan Betts** received from Triple-A Pawtucket...INF **Tanner Nishioka** assigned to Low-A Greenville.

June 13: OF **Johnny Bladel** assigned to Portland after contract purchased by Boston from Southern Maryland Blue Crabs (Atlantic League)...LHP **Kyle Hart** assigned to Short-Season Lowell.

June 16: LHP **Kyle Hart** received from Lowell...RHP **Teddy Stankiewicz** placed on the temporary inactive list.

June 22: RHP **Matthew Gorst** received from High-A Salem...RHP **Kevin McAvoy** assigned to High-A Salem.

June 23: INF **Deiner Lopez** promoted to Triple-A Pawtucket...RHP **Teddy Stankiewicz** activated from the disabled list.

June 27: RHP **Tyler Thornburg** continues MLB Rehab Assignment with Portland.

July 1: RHP **Trevor Kelley** promoted to Triple-A Pawtucket...LHP **Josh Smith** received from Triple-A Pawtucket.

July 2: INF **Michael Chavis** activated from the restricted list and assigned to Short-Season Lowell.

July 4: OF **Johnny Bladel** placed on the disabled list...INF **Tony Renda** activated from the disabled list.

July 5: RHP **Trevor Kelley** received from Triple-A Pawtucket...LHP **Josh Smith** promoted to Triple-A Pawtucket.

July 7: INF **Michael Chavis** received from Short-Season Lowell...INF **Chad De La Guerra** placed on the disabled list.

July 9: INF **Michael Chavis** assigned to Short-Season Lowell.

July 10: INF **Michael Chavis** received from Short-Season Lowell.

July 12: INF **Tony Renda** promoted to Triple-A Pawtucket.

July 13: INF **Deiner Lopez** received from High-A Salem...INF **Jantzen Witte** promoted to Triple-A Pawtucket.

July 14: RHP **Trevor Kelley** promoted to Triple-A Pawtucket...C **Alberto Schmidt** received from Short-Season Lowell.

July 16: C **Alberto Schmidt** assigned to Short-Season Lowell...INF **Jantzen Witte** received from Triple-A Pawtucket.

July 17: OF **Johnny Bladel** activated from the disabled list.

July 22: LHP **Trey Ball** placed on the disabled list...RHP **Trevor Kelley** received from Triple-A Pawtucket.

July 26: RHP **Harrison Cooney** received from High-A Salem...INF **Chad De La Guerra** activated from the disabled list...RHP **Trevor Kelley** & LHP **Matt Kent** promoted to Triple-A Pawtucket.

July 27: LHP **Matt Kent** received from Triple-A Pawtucket...INF **Nick Lovullo** assigned to High-A Salem.

July 29: LHP **Trey Ball** activated from the disabled list...RHP **Jordan Weems** promoted to Triple-A Pawtucket.

July 30: RHP **Jordan Weems** assigned to Triple-A Pawtucket.

July 31: RHP **Matthew Gorst** & RHP **Travis Lakins** promoted to Triple-A Pawtucket.

August 1: RHP **Jared Oliver** received from High-A Salem.

August 3: RHP **Jake Cosart** & INF **Bobby Dalbec** received from High-A Salem...C **Charlie Madden** received from Low-A Greenville...INF **Josh Ockimey** & RHP **Mike Shawaryn** promoted to Triple-A Pawtucket.

August 4: INF **Jantzen Witte** promoted to Triple-A Pawtucket.

August 9: C **Charlie Madden** activated from the disabled list.

August 15: C **Charlie Madden** assigned to Low-A Greenville.

August 17: RHP **Trevor Kelley** received from Triple-A Pawtucket...OF **Tate Matheny** placed on the disabled list retroactive to August 16...OF **Chris Madera** received from High-A Salem.

August 20: LHP **Eduardo Rodriguez** assigned to Portland on Major League Rehab Assignment.

August 22: LHP **Darwinzon Hernandez** received from High-A Salem...RHP **Jared Oliver** assigned to High-A Salem.

August 24: INF **Jordan Betts** placed on the disabled list retroactive to August 23...INF **Michael Chavis** promoted to Triple-A Pawtucket...INF **Esteban Quiroz** activated from the DL...INF **Jantzen Witte** received from Pawtucket.

August 27: OF **Johnny Bladel** placed on the disabled list...OF **Tate Matheny** activated from the disabled list...LHP **Eduardo Rodriguez** & **Christian Vazquez** assigned to Portland on Major League Rehab Assignment.

September 1: INF **Jordan Betts** activated from the disabled list...RHP **Trevor Kelley**, LHP **Josh Taylor**, and RHP **Jordan Weems** promoted to Triple-A Pawtucket...RHP **Algenis Martinez** received from High-A Salem.

2018 HIGHS & LOWS

Individual Batting

At-Bats, Game	7	Danny Mars, April 10th at Reading
Runs, Game	4	Jeremy Rivera, May 27th vs. Reading
Hits, Game	4	5x, last, Michael Chavis August 7th at Erie
Singles, Game	4	Michael Chavis August 7th at Erie
Doubles, Game	2	14x, last: Deiner Lopez, August 22nd at New Hampshire #2
Triples, Game	2	Tate Matheny, May 10th vs. Binghamton #1
Home Runs, Game	2	5x, last: Jordan Betts, September 3rd at Binghamton
RBI, Game	5	3x, last: Jordan Betts, September 3rd at Binghamton
Extra-Base Hits, Game	3	Jantzen Witte, May 15th at Reading #1
Total Bases, Game	9	Bobby Dalbec, August 9th at Erie
Base on Balls, Game	3	6x, last, Josh Ockimey, July 14th vs. New Hampshire
Strikeouts, Game	5 (T)	Jantzen Witte, June 1st at Harrisburg
Stolen Bases, Game	2	6x, last, Danny Mars, August 16th vs. Altoona
Longest Hitting Streak	13	Chad De La Guerra, May 9-20
Longest On-Base Streak	27	Tate Matheny, April 10-May 14

Individual Pitching

Strikeouts, Game	9	Dedgar Jimenez, May 10th vs. Binghamton #2
Walks, Game	6	2x, last, Kyle Hart, June 1st at Harrisburg
Runs Allowed, Game	10	Matt Kent, June 27th at New Hampshire
Earned Runs Allowed, Game	10	Matt Kent, June 27th at New Hampshire
Most Hits Allowed, Game	12	2x, last, Matt Kent, August 29th at New Hampshire
Most Innings Pitched, Starter	8.0	4x, last, Matt Kent, July 20th vs. Hartford
Fewest Innings Pitched, Starter	1.0	Bobby Poyner, April 19th vs. Hartford (MLB Rehab)
Consecutive Scoreless Innings	18.1	Dedgar Jimenez, July 12-28
Consecutive Wins, Season	4	Matt Kent, August 12-29
Consecutive Losses, Season	4	Teddy Stankiewicz, August 11-28

Team Miscellaneous

Longest Winning Streak	4	4x, last, August 13-16
Longest Losing Streak	6	2x, last, May 2-7
Longest Home Winning Streak	4	August 5-16
Longest Road Winning Streak	5	June 14-25
Longest Home Losing Streak	6	May 11-23
Longest Road Losing Streak	10	April 21-May 7
Longest Nine-Inning Game, Time	3:38	July 4th at Hartford
Longest Extra-Inning Game, Time	4:15	April 10th at Reading
Shortest Nine-Inning Game, Time	2:12	August 12th at Akron
Longest Game, Innings	13	April 10th at Reading
Largest Margin of Victory	10	July 19th vs. Hartford
Largest Margin of Defeat	17 (T)	August 8th at Erie
Largest Crowd, Hadlock Field	7,368 (T)	10x, last, August 19th vs. Altoona
Largest Crowd, Road	9,787	August 25th at Reading
Largest Deficit Overcome in Win	7	May 17th at Altoona
Largest Lead Surrendered in Loss	7	May 15th vs. Reading #2
Comeback Wins	23	Last, September 3rd at Binghamton

* - Team Record

T – Ties Team Record

L – League Record

2018 HIGHS & LOWS

Team Batting

Runs, Game, Sea Dogs	14	June 2nd at Harrisburg
Runs, Game, Opponent	18	August 8th at Erie
Runs, Inning, Sea Dogs	8	3rd inning, May 24th vs. Hartford
Runs, Inning, Opponent	7	6th inning, May 15th vs. Reading #2
Hits, Game, Sea Dogs	17	2x, last, June 2nd at Harrisburg
Hits, Game, Opponent	21	August 8th at Erie
Extra-Base Hits, Game, Sea Dogs	9	June 2nd at Harrisburg
Extra-Base Hits, Game, Opponent	10	3x, last, August 8th at Erie
Home Runs, Game, Sea Dogs	5	August 9th at Erie
Home Runs, Game, Opponent	6	May 25th vs. Reading
Singles, Game, Sea Dogs	16	May 17th at Altoona
Singles, Game, Opponent	14	September 1st vs. Binghamton
Doubles, Game, Sea Dogs	7	June 2nd at Harrisburg
Doubles, Game, Opponent	8	August 8th at Erie
Triples, Game, Sea Dogs	2	3x, last, July 2nd vs. Binghamton
Triples, Game, Opponent	2	4x, last, July 16th at Binghamton
Total Bases, Game, Sea Dogs	33	August 9th at Erie
Total Bases, Game, Opponent	40	July 16th at Binghamton
Left on Base, Game, Sea Dogs	16	July 14th vs. New Hampshire
Left on Base, Game, Opponent	17	2x, last, September 1st vs. Binghamton
Stolen Bases, Game, Sea Dogs	4	2x, last, July 6th at Hartford
Stolen Bases, Game, Opponent	5	3x, last, July 4th at Hartford
Caught Stealing, Game, Sea Dogs	2	5x, last, August 24th at Reading
Caught Stealing, Game, Opponent	3	2x, last, August 14th vs. Trenton
Sacrifice Flies, Game, Sea Dogs	3	May 31st at New Hampshire
Sacrifice Flies, Game, Opponent	3	2x, last, May 20th at Altoona

Team Fielding

Double Plays Turned, Game, Dogs	4	May 11th vs. Binghamton
Double Plays Turned, Game, Opp.	4	2x, last, May 9th at New Hampshire
Errors, Game, Sea Dogs	5	May 6th at Hartford
Errors, Game, Opponent	3	6x, last, August 21st vs. New Hampshire
Errors, Game, Individual	2	5x, last, Chad De La Guerra, August 8th at Erie

Team Pitching

Strikeouts (9-innings), Sea Dogs	13	2x, last, May 28th vs. Reading
Strikeouts (Extra-innings), Sea Dogs	12	2x, last, September 3rd at Binghamton
Strikeouts (9-innings), Opponent	16	June 13th at Richmond
Strikeouts (Extra-innings), Opponent	17	2x, last, September 3rd at Binghamton
Base on Balls, Game, Sea Dogs	12	May 2nd vs. Trenton
Base on Balls, Game, Opponent	11	May 24th vs. Hartford
Fewest Hits Allowed, Game, 'Dogs	2	3x, last, August 2nd vs. Erie #2
Fewest Hits Allowed, Game, Opp.	2	June 5th vs. Bowie
Pitchers Used, Game, Sea Dogs	5	5x, last, August 8th at Erie
Pitchers Used, Game, Opponents	6	4x, last, September 3rd at Binghamton
Total Quality Starts, Sea Dogs	54	Last: Daniel McGrath, September 1st at Binghamton

* - Team Record

T – Ties Team Record

L – League Record

2018 DAY-BY-DAY

DATE	OPP	RESULT	RECORD	GB	WIN	LOSS	SAVE	TIME	ATT
4-5	@ BIN	L, 0-6	0-1	-1.0/T-4th	Gagnon (1-0)	Stankiewicz (0-1)		2:33	5,247
4-7	@ BIN	L, 3-5	0-2	-2.5/4th	Hanhold (1-0)	Jimenez (0-1)	Taylor (1)	2:17	2,112
4-8	@ BIN	L, 3-4	0-3	-3.5/5th	Crismatt (1-0)	Shawaryn (0-1)	Smith (1)	2:24	1,776
4-9	@ REA	L, 5-6	0-4	-4.5/5th	Dominguez (1-0)	Hart (0-1)	Leftwich (1)	2:47	1,434
4-10	@ REA	W, 7-5 (13)	1-4	-3.5/5th	Cosart (1-0)	Cleavinger (0-1)		4:15	1,607
4-11	@ REA	L, 4-12	1-5	-4.5/5th	Arauz (1-0)	Stankiewicz (0-2)		2:44	1,803
4-13	vs. BIN	W, 4-2	2-5	-3.5/5th	Pomeranz (1-0)	Church (0-1)	Kelley (1)	2:29	7,368
4-14	vs. BIN	W, 3-0	3-5	-3.5/T-3rd	Shawaryn (1-1)	Crismatt (1-1)	Lau (1)	2:40	7,368
4-17	vs. HFD 1	W, 8-2 (7)	4-5	-3.0/T-3rd	Hart (1-1)	French (0-1)		1:50	N/A
4-17	vs. HFD 2	L, 3-6 (7)	4-6	-3.0/4th	Garcia (1-1)	Ball (0-1)	Pierpont (3)	2:22	2,751
4-18	vs. HFD	L, 4-9	4-7	-4.0/T-4th	Griggs (1-0)	Pimentel (0-1)		2:49	2,968
4-19	vs. HFD	W, 5-0	5-7	-4.0/3rd	Stankiewicz (1-2)	Castellani (1-1)		2:35	2,718
4-20	@ TRE	W, 6-5	6-7	-3.0/3rd	Ball (1-1)	Schwaab (0-2)	Kelley (2)	2:53	4,346
4-21	@ TRE	L, 1-3	6-8	-4.0/4th	Mesa Jr. (2-0)	Jimenez (0-2)	Harvey (3)	2:38	3,473
4-22	@ TRE	L, 1-5	6-9	-5.0/5th	Tarpley (1-0)	Hart (1-2)		2:26	4,713
4-23	@ HFD	L, 3-4 (11)	6-10	-5.0/6th	Cozart (1-1)	Kelley (0-1)		3:20	3,056
4-24	@ HFD	L, 1-4	6-11	-6.0/6th	Magliaro (2-1)	Stankiewicz (1-3)	Pierpont (6)	2:34	3,423
4-25	@ HFD	L, 0-3 (6)	6-12	-6.0/6th	Tinoco (3-1)	Shawaryn (1-2)		1:34	3,375
5-1	vs. TRE 1	L, 1-6 (8)	6-13	-7.0/6th	Schwaab (1-2)	Lau (0-1)		2:17	N/A
5-1	vs. TRE 2	W, 6-4 (7)	7:13	-7.0/6th	McGrath (1-0)	Harris (0-1)	Kelley (3)	2:15	2,784
5-2	vs. TRE	L, 8-9	7-14	-7.0/6th	Reeves (1-0)	Ball (1-2)	Foley (3)	3:30	4,075
5-3	@ HFD	L, 4-5	7-15	-7.0/6th	Griggs (2-0)	Stankiewicz (1-4)	Pierpont (7)	2:55	5,078
5-4	@ HFD	L, 4-5	7-16	-7.5/6th	Wynkoop (1-1)	Shawaryn (1-3)	Cozart (1)	2:34	6,850
5-5	@ HFD	L, 6-9	7-17	-9.0/6th	Garcia (2-1)	Kelley (0-2)	Griggs (2)	2:50	6,726
5-6	@ HFD	L, 4-12	7-18	-9.5/6th	Tinoco (4-2)	Kent (0-1)		2:45	6,613
5-7	@ NH	L, 2-10	7-19	-10.5/6th	Reid-Foley (5-0)	McAvoy (0-1)	Tepesch (1)	2:42	3,008
5-8	@ NH	W, 5-3	8-19	-9.5/6th	Stankiewicz (2-4)	Zeuch (0-1)	Weems (1)	2:39	3,644
5-9	@ NH	W, 7-1	9-19	-9.5/6th	Shawaryn (2-3)	Harris (1-3)	McGrath (1)	2:33	4,290
5-10	vs. BIN 1	W, 7-2 (7)	10-19	-9.0/6th	Kent (1-1)	Shaw (0-3)		1:58	N/A
5-10	vs. BIN 2	W, 7-2 (7)	11-19	-8.0/T-5th	Jimenez (1-2)	Magliozzi (0-1)		1:46	4,18
5-11	vs. BIN	L, 1-5	11-20	-8.0/6th	Church (1-4)	Hart (1-3)		2:29	6,725
5-12	vs. BIN	L, 7-10	11-21	-9.0/6th	Crismatt (4-1)	McAvoy (0-2)	Hanhold (4)	3:06	7,368
5-13	vs. BIN	L, 4-10	11-22	-10.0/6th	Molina (1-3)	Lakins (0-2)		2:50	4,838
5-14	@ REA	L, 7-10	11-23	-11.0/6th	McGarry (1-1)	Shawaryn (2-4)	Garcia (3)	3:06	4,102
5-15	@ REA 1	W, 8-4 (7)	12-23	-10.0/6th	Kent (2-1)	Casimiro (0-1)	Kelley (4)	2:07	7,081
5-15	vs. REA 2	L, 8-9 (9)	12-24	-10.5/6th	Garcia (2-1)	Cosart (1-1)	McGarry (2)	3:40	N/A
5-16	@ REA	W, 8-2	13-24	-10.5/6th	Hart (2-3)	Garcia (0-4)		2:33	6,970
5-17	@ ALT	W, 12-9 (10)	14-24	10.5/6th	Kelley (1-2)	Hartlieb (4-2)		3:29	3,862
5-18	@ ALT	W, 8-4	15-24	10.5/T-5th	Stankiewicz (3-4)	Agrazal (3-1)		2:40	3,678
5-19	@ ALT	L, 3-6	15-25	-11.5/6th	Waddell (2-0)	Shawaryn (2-5)	Liranzo (4)	2:40	4,637
5-20	@ ALT	L, 3-12	15-26	-11.5/6th	Keller (5-2)	Jimenez (1-3)		2:34	4,694
5-22	vs. HFD	L, 3-5	15-27	-11.0/6th	Nolin (1-0)	Taylor (0-1)	Pierpont (12)	2:35	3,403
5-23	vs. HFD	L, 2-5	15-28	-12.0/6th	Lambert (3-1)	Kent (2-2)	Pierpont (13)	2:53	5,084
5-24	vs. HFD	W, 12-3	16-28	-11.0/6th	Stankiewicz (4-4)	Jensen (0-1)		2:31	5,657
5-25	vs. REA	L, 5-12	16-29	-12.0/6th	Romero (2-4)	Cosart (1-2)		3:04	7,368
5-26	vs. REA 1	L, 2-3 (8)	16-30	-12.5/6th	Garcia (3-1)	McGrath (1-1)		2:04	N/A
5-26	vs. REA 2	L, 3-6 (7)	16-31	-13.0/6th	Casimiro (1-1)	Lakins (0-2)	Gilbert (1)	1:58	5,080
5-27	vs. REA	W, 6-2	17-31	-13.0/6th	Hart (3-3)	Taveras (0-1)		2:38	6,334
5-28	vs. REA	L, 3-8	17-32	-14.0/6th	Suarez (2-2)	Kent (2-3)		2:35	5,114
5-29	@ NH	L, 2-11	17-33	-15.0/6th	DeGraaf (1-1)	Stankiewicz (4-5)		2:40	3,670
5-30	@ NH	L, 3-5	17-34	-16.0/6th	Snead (2-1)	Maddox (0-1)		2:31	3,289
5-31	@ NH	W, 12-9 (10)	18-34	-15.0/6th	Taylor (1-1)	Hartman (1-1)		3:21	6,108
6-1	@ HAR	L, 4-5 (11)	18-35	-15.5/6th	Williams (2-1)	Lau (0-2)		3:20	3,982
6-2	@ HAR	W, 14-5	19-35	-15.0/6th	Kent (3-3)	Reyes (4-6)		2:59	5,473
6-3	@ HAR	W, 6-2	20-35	-13.5/6th	Stankiewicz (5-4)	Darnell (3-3)		2:51	5,537
6-5	vs. BOW	L, 1-7	20-36	-14.0/6th	Aquino (3-2)	Jimenez (1-4)	Gonzalez (6)	2:40	3,025
6-6	vs. BOW	W, 5-1	21-36	-13.5/6th	Hart (4-3)	Long (1-6)		2:17	3,871
6-7	vs. BOW	L, 5-7	21-37	-13.5/6th	Gonzalez (1-2)	Kent (3-4)	Kline (1)	2:37	6,920
6-8	vs. AKR	L, 2-8	21-38	-14.5/6th	DeMasi (5-1)	O'Linger (0-1)		2:40	7,069
6-9	vs. AKR	W, 3-2	22-38	-14.0/6th	Weems (1-0)	Paulson (3-2)	Taylor (1)	2:37	6,331
6-10	vs. AKR	L, 2-7	22-39	-14.5/6th	Brady (3-3)	Jimenez (1-5)		2:31	7,368
6-12	@ RIC	L, 1-2	22-40	-15.5/6th	Simpson (3-3)	Taylor (1-2)		2:42	6,417
6-13	@ RIC	L, 0-3	22-41	-15.5/6th	Connolly (3-2)	Stankiewicz (5-6)	McNamara (4)	2:23	3,827
6-14	@ RIC	W, 4-2	23-41	-15.5/6th	Shawaryn (3-5)	Anderson (5-3)		3:26	7,415
6-15	@ BOW	W, 2-1	24-41	-14.5/6th	Jimenez (2-5)	Aking (7-5)	Taylor (2)	2:19	4,983
6-16	@ BOW	W, 4-0	25-41	-13.5/6th	Hart (5-3)	Aquino (3-4)		2:16	8,072
6-17	@ BOW	W, 5-3	26-41	-13.5/6th	Kent (4-4)	Long (1-8)		2:27	4,273
6-19	vs. REA 1	L, 1-7 (7)	26-42	-14.5/6th	Suarez (3-3)	Shawaryn (3-6)		1:54	N/A
6-19	vs. REA 2	L, 5-6 (7)	26-43	-15.5/6th	Rivero (2-0)	Lau (0-3)	Gilbert (2)	2:10	4,343
6-20	vs. REA	L, 4-12	26-44	-16.5/6th	Arauz (4-4)	Jimenez (2-6)		2:33	4,239

2018 DAY-BY-DAY

6-21	vs. REA	L, 1-9	26-45	-17.0/6th	Romero (5-5)	Hart (5-4)		2:38	5,917
6-22	vs. TRE	W, 7-2	27-45	-16.0/6th	Kent (5-4)	Bollinger (3-3)		2:40	5,681
6-23	vs. TRE	L, 4-8 (10)	27-46	-17.0/6th	Frare (3-1)	Weems (1-1)		3:13	4,684
6-24	vs. TRE	W, 5-4	28-46	-16.0/6th	Ball (2-2)	Foley (2-2)	Taylor (3)	2:30	6,476
6-25	@ NH	W, 8-6	29-46	-15.0/6th	Jimenez (3-6)	Zeuch (5-3)	Gorst (1)	2:29	5,230
6-26	@ NH	L, 3-10	29-47	-16.0/6th	DeGraaf (2-4)	Hart (5-5)		2:46	4,810
6-27	@ NH	L, 6-11	29-48	-17.0/6th	Breslow (1-0)	Kent (5-5)		3:00	5,143
6-29	vs. BIN	L, 2-3	29-49	-17.0/6th	Jannis (5-2)	Stankiewicz (5-7)	Taylor (2)	2:26	5,289
6-30	vs. BIN	W, 8-2	30-49	-16.0/6th	Shawaryn (4-6)	Copeland (5-3)		2:24	6,095
7-1	vs. BIN	L, 3-4 (11)	30-50	-17.0/6th	Torres (7-0)	Weems (1-2)		3:38	5,654
7-2	vs. BIN	W, 5-3	31-50	-16.0/6th	Lakins (1-2)	Roseboom (1-1)	Taylor (4)	2:51	5,548
7-3	vs. BIN	L, 1-2	31-51	-17.0/6th	Dunn (2-2)	Ball (2-3)	Zamora (1)	2:17	7,368
7-4	@ HFD	W, 7-5	32-51	-16.0/6th	Weems (2-2)	Cozart (6-3)		3:38	6,386
7-5	@ HFD	W, 10-2	33-51	-15.5/6th	Jimenez (4-6)	Grills (2-2)		2:47	5,288
7-6	@ HFD	W, 5-3	34-51	-14.5/6th	Hart (6-5)	Castellani (5-5)	Weems (2)	2:41	6,850
7-7	@ HFD	L, 0-5	34-52	-14.5/6th	Garcia (1-0)	Kent (5-6)		2:24	6,850
7-8	@ HFD	L, 1-4	34-53	-15.0/6th	Tinoco (6-7)	Shawaryn (4-7)	Pierpont (24)	2:37	6,850
7-12	vs. NH	W, 5-4	35-53	-14.5/6th	Lakins (2-2)	Snead (2-3)	Weems (3)	2:53	6,163
7-13	vs. NH	L, 3-5	35-54	-15.0/6th	Saucedo (1-1)	Stankiewicz (5-8)	Bergen (1)	2:47	5,384
7-14	vs. NH	W, 6-5	36-54	-14.5/6th	Gorst (1-0)	Dillon (1-4)	Weems (4)	2:54	6,766
7-15	vs. NH	L, 1-3	36-55	-15.0/6th	Harris (7-3)	Kent (5-7)	Young (2)	2:18	6,339
7-16	@ BIN	L, 2-16	36-56	-16.0/6th	Dunn (4-2)	Hart (6-6)		2:42	2,017
7-17	@ BIN 1	W, 1-0	37-56	-15.5/6th	Jimenez (5-6)	Jannis (6-4)		1:47	N/A
7-17	@ BIN 2	L, 0-1	37-57	-16.0/6th	Zanghi (1-1)	Taylor (1-3)		2:06	2,206
7-18	@ BIN	W, 2-1	38-57	-15.5/6th	Shawaryn (5-7)	Copeland (5-4)	Lakins (1)	2:29	6,265
7-19	vs. HFD	W, 10-0	39-57	-15.5/6th	Stankiewicz (6-8)	Castellani (5-6)		2:25	5,778
7-20	vs. HFD	W, 6-0	40-57	-14.5/6th	Kent (6-7)	Tinoco (6-8)		2:24	5,727
7-21	vs. HFD	L, 1-4	40-58	-15.5/6th	Garcia (3-0)	Hart (6-7)	Pierpont (26)	2:41	7,368
7-23	vs. HAR	W, 6-0	41-58	-14.5/6th	Jimenez (6-6)	Darnell (6-5)		2:40	5,161
7-24	vs. HAR	W, 1-0	42-58	-13.5/6th	Shawaryn (6-7)	Long (3-7)	Kelley (5)	2:19	4,847
7-25	vs. HAR	L, 7-8 (10)	42-59	-14.5/6th	Mendez (5-3)	Weems (2-3)	Pena (3)	3:16	7,368
7-26	@ TRE	L, 1-8	42-60	-15.5/6th	King (5-2)	McGrath (1-2)		2:42	5,220
7-27	@ TRE	W, 5-1	43-60	-15.5/6th	Gorst (2-0)	Diehl (0-1)		2:42	6,234
7-28	@ TRE	L, 2-3	43-61	-16.5/6th	Sosebee (2-2)	Taylor (1-4)		2:15	7,155
7-29	@ TRE	L, 1-4	43-62	-17.5/6th	Keller (8-7)	Shawaryn (6-8)	Foley (9)	2:30	5,341
7-31	vs. ERI	L, 6-7	43-63	-18.5/6th	Thielbar (3-0)	Stankiewicz (6-9)	Szkutnik (1)	2:41	6,067
8-2	vs. ERI 1	W, 9-1 (7)	44-43	-18.5/6th	Kent (7-7)	Turnbull (4-6)		2:11	N/A
8-2	vs. ERI 2	W, 5-0 (7)	45-63	-17.5/6th	Hart (7-7)	Burrows (8-8)		2:02	6,035
8-4	vs. RIC 1	L, 1-4 (7)	45-64	-18.0/6th	McCasland (4-3)	Jimenez (6-7)	Knight (2)	2:08	N/A
8-4	vs. RIC 2	L, 1-3 (7)	45-65	-18.5/6th	Johnson (1-2)	McGrath (1-3)	Wolff (3)	1:56	6,892
8-5	vs. RIC	W, 7-3	46-65	-18.5/6th	Stankiewicz (7-9)	Williams (3-8)		2:37	7,368
8-7	@ ERI	L, 3-5	46-66	-19.5/6th	Spomer (3-0)	Kent (7-8)	Schreiber (15)	2:46	2,734
8-8	@ ERI	L, 1-18	46-67	-19.5/6th	Burrows (9-8)	Hart (7-8)		3:10	4,773
8-9	@ ERI	W, 10-9	47-67	-19.5/6th	Jimenez (7-7)	Faedo (1-4)	Weems (5)	2:58	4,136
8-10	@ AKR	W, 10-9	48-67	-19.5/6th	Taylor (2-4)	Angulo (2-4)		3:26	6,921
8-11	@ AKR	L, 2-5	48-68	-19.5/6th	Milbrath (2-3)	Stankiewicz (7-10)	Kaminsky (2)	2:39	8,331
8-12	@ AKR	W, 6-2	49-68	-19.0/6th	Kent (8-8)	Paulson (6-5)		2:12	5,839
8-14	vs. TRE	W, 5-2 (10)	50-68	-18.0/6th	Weems (3-3)	Wivinis (0-1)		3:01	5,574
8-15	vs. TRE	W, 6-5	51-68	-17.0/6th	Ball (3-3)	Frawley (1-3)	Taylor (5)	3:01	5,366
8-16	vs. TRE	W, 3-2	52-68	-17.0/6th	McGrath (2-2)	Green (0-1)	Lau (2)	2:37	5,496
8-17	vs. ALT	L, 1-8	52-69	-17.0/6th	Helton (6-6)	Stankiewicz (7-11)		3:15	5,916
8-18	vs. ALT	W, 3-0	53-69	-15.5/6th	Kent (9-8)	Vieaux (8-4)	Taylor (6)	2:38	7,236
8-19	vs. ALT	L, 2-8	53-70	-16.5/6th	Agrazal (5-3)	Hart (7-9)		2:39	7,368
8-20	vs. NH	W, 4-3	54-70	-15.5/6th	Jimenez (8-7)	Sanchez (0-1)		2:38	5,509
8-21	vs. NH	W, 3-2	55-70	-14.5/6th	Weems (4-3)	Jackson (2-3)		2:48	7,163
8-22	@ NH 1	L, 2-4 (7)	55-71	-15.5/6th	Saucedo (4-3)	Stankiewicz (7-12)	Bergen (7)	1:43	N/A
8-22	@ NH 2	L, 4-6 (7)	55-72	-16.5/6th	Rios (1-4)	Ball (3-4)	Isaacs (2)	2:24	5,677
8-23	@ NH	W, 6-0	56-72	-15.5/6th	Kent (10-8)	Harris (10-5)		2:30	6,765
8-24	@ REA	L, 4-5 (10)	56-73	-15.5/6th	Dohy (2-4)	Taylor (2-5)		3:27	9,183
8-25	@ REA	W, 4-3	57-73	-15.5/6th	Jimenez (9-7)	Seabold (1-4)	Lau (3)	2:34	9,787
8-26	@ REA	W, 10-2	58-73	-15.5/6th	McGrath (3-3)	Quinn (0-1)		2:37	7,537
8-27	vs. NH	W, 12-6	59-73	-14.5/6th	Ball (4-4)	Saucedo (4-4)		2:54	5,590
8-28	vs. NH	L, 4-8	59-74	-15.5/6th	Harris (11-5)	Stankiewicz (7-13)		2:40	4,693
8-29	vs. NH	W, 10-9	60-74	-14.5/6th	Kent (11-8)	Romano (11-8)	Taylor (7)	3:05	6,455
8-30	vs. NH	L, 2-4	60-75	-15.5/6th	DeGraaf (7-5)	Cooney (0-1)	Copping (2)	3:11	5,619
8-31	@ BIN	W, 4-1	61-75	-14.5/6th	Jimenez (10-7)	Gonzalez (0-9)	Taylor (8)	2:47	2,546
9-1	@ BIN	L, 6-7 (11)	61-76	-15.5/6th	Pobereyko (1-0)	Lau (0-4)		3:28	4,006
9-2	@ BIN	W, 7-4	62-76	-15.5/6th	Stankiewicz (8-13)	Kilome (4-9)	Martinez (1)	2:25	4,961
9-3	@ BIN	W, 8-7 (11)	63-76	-15.5/6th	Cosart (2-2)	Ryan (3-3)		3:03	3,122

SEA DOGS TIMELINE

1992

June: Dan Burke, President and CEO for Capital Cities/ABC, files an application with the Eastern League to establish a franchise in Portland. Burke is one of 13 applicants for the two new Double-A teams as a result of the National League's expansion.

July 7: The Portland City Council votes 8-1 to support Burke's effort to bring professional baseball to Portland.

September 2: The Double-A expansion committee announces that Portland is one of four finalists to land one of the two franchises.

October 1: Members of the expansion committee visit Portland. After a day of music, bus tours, balloons, and a tour of Hadlock Field, they depart visibly impressed with the city and its support for a team. Late into the night, the time-and-temperature sign above Congress Street flashes "PLAY BALL!"

October 4: Portland and New Haven, CT are selected as the sites for the two new teams.

October 20: Burke hires Charlie Eshbach, President of the Eastern League, to be President and General Manager of the Portland franchise.

1993

March 25: Portland's new team is named the "Sea Dogs." The name was selected from over 600 entries in a "Name the Team" contest. The logo quickly becomes one of the most popular in Minor League Baseball.

May 3: The Florida Marlins are announced as the Major League affiliate for the Sea Dogs.

May 21: Ground-breaking ceremonies are held at Hadlock Field to upgrade the facility to Double-A standards.

September 16: Carlos Tosca is named the first manager of the Portland Sea Dogs.

1994

February 26: Fans camp out overnight in 12 degree temperatures to purchase Sea Dogs tickets. The home opener sells out within hours.

April 5: The Slugger Statue is unveiled at Hadlock Field.

April 7: The Sea Dogs play their first game. Charles Johnson's 14th inning home run gives Portland a dramatic 2-1 victory over the Reading Phillies in Reading, PA.

April 18: The Sea Dogs play their first game in Portland. Kathie Lee Gifford sings the National Anthem. Frank Gifford throws out the ceremonial first pitch. The Sea Dogs are defeated by the Albany-Colonie Yankees 7-6.

May 6: Hadlock Field is formally dedicated.

May 7: Slugger the Sea Dog makes his first appearance and quickly becomes one of the most popular mascots in the state.

September 2: ESPN is prepared to televise the Sea Dogs with Peter Gammons and Jon Miller due to the Major League strike, but the game is cancelled due to rain. Sea Dogs establish a new all-time Eastern League attendance record as 375,197 fans come out to Hadlock Field.

December: Sea Dogs President and General Manager Charlie Eshbach is named Eastern League Executive of the Year.

1995

July 6: The Florida Marlins extend their affiliation with the Sea Dogs for an additional two years, extending their Player Development Contract through the 1998 season.

September: The Sea Dogs win the Eastern League Northern Division and advance to the playoffs for the first time. Fans camp out overnight to get playoff tickets. Portland is defeated by New Haven in the first round of the playoffs. The Sea Dogs establish a new attendance record as 429,763 fans watch Sea Dogs baseball in 1995.

1996

June 6: Livan Hernandez makes his first appearance for the Sea Dogs. A year later, he is named World Series MVP for the Florida Marlins.

June 29: The Sea Dogs welcome the one millionth fan in franchise history.

September 11: The Sea Dogs lose the deciding game of the Eastern League Championship Series at Hadlock Field to the Harrisburg Senators as thousands of fans stand for the entire last half of the ninth inning, applauding the team's season and effort.

SEA DOGS TIMELINE

1997

August 15: Wearing 1926 Portland Eskimo replica flannel uniforms, the Sea Dogs emerge from a cornfield in centerfield, making their first ever "Field of Dreams" entrance. The event would become an annual fan favorite.

September: The Sea Dogs win their third straight Northern Division title. Once again the Sea Dogs advance to the Eastern League Championship Series but are defeated by the Harrisburg Senators. For the first time in Minor League Baseball history, five teammates hit 20 or more home runs: Kevin Millar, Ryan Jackson, John Roskos, Mark Kotsay, and Josh Booty.

1998

August 20: The Florida Marlins extend their affiliation with the Sea Dogs for another two years, keeping the affiliation intact through the 2000 season.

September 6: The two millionth fan in franchise history is welcomed to Hadlock Field.

1999

August 8: After a three and a half hour rain delay at Hadlock Field, pitchers Brad Penny and Luis Arroyo combine to toss the first no-hitter in franchise history.

November 15: *Baseball America* selects the Portland Sea Dogs as the winner of the 1999 Double-A Bob Freitas Award. The award is given to recognize sustained excellence in all aspects of the operation, including success at the gate, on the field, and the high caliber of front office personnel.

2000

June 29: The Sea Dogs host their major league affiliate, the Florida Marlins, in an exhibition game at Hadlock Field in front of 6,910 fans, the largest crowd in franchise history at the time. The Sea Dogs defeat the Marlins 9-2.

2001

April 9: The Skybox closest to City Hall is renamed the Ganley Box in honor of the Portland City Manager Bob Ganley, who passed away during the off-season. Ganley was instrumental in bringing the Sea Dogs to Portland. His son throws out the ceremonial first-pitch.

June 16: Josh Beckett makes his Double-A debut striking out eight out of the first nine batters he faces in front of a capacity crowd that includes Marlins owner John Henry.

July 25: The Sea Dogs' three millionth fan in franchise history is welcomed to Hadlock Field.

August 13: Josh Beckett and relievers Brandon Bowe and Aaron Scheffer combine to toss a no-hitter against the Binghamton Mets in Binghamton. It is the second no-hitter in team history.

September 17: Josh Beckett is named *Baseball America's* Minor League Player of the Year.

2002

September 18: The Sea Dogs end their nine year affiliation with the Florida Marlins. Portland begins a new affiliation with the Boston Red Sox. Team colors are changed from teal to Red Sox blue and red. All of the skyboxes at Hadlock Field are renamed in honor of Red Sox greats.

October 28: Construction begins on a likeness of Fenway's Green Monster in left field. Later nicknamed the Maine Monster, the wall, like it's counterpart in Boston, is 37 feet high and is complete with Coke Bottle and Citgo Sign.

2003

April 10: After the entire first week of the season is postponed due to snow, the Sea Dogs finally play their first game as a Boston Red Sox affiliate. Portland lost the game 4-1 to the Trenton Thunder, the new affiliate of the New York Yankees.

September: The Sea Dogs average a franchise record 6,231 fans per game in 2003.

December 4: The Sea Dogs announce that they will be installing a video board at Hadlock Field for the 2004 season. The video board is named the Ford Board.

2004

April 30: The Sea Dogs welcome the four millionth fan in franchise history.

May 14: The Boston Red Sox announce that they are extending their affiliation with the Sea Dogs for another four years.

August 2: Red Sox top ranked prospect Hanley Ramirez is promoted to the Sea Dogs.

August 26: The Eastern League announces that the Portland Sea Dogs have been selected to host the 2005 Eastern League All-Star Game.

SEA DOGS TIMELINE

September: The Sea Dogs break their all-time franchise attendance record as 434,684 fans come to Hadlock in 2004, surpassing the previous record of 429,763 set in 1995.

December 17: Thousands of fans arrive at Hadlock Field to view the 2004 World Series trophy.

2005

July 13: The Sea Dogs host the 2005 Eastern League All-Star Game. Former President George H. W. Bush throws out the ceremonial first pitch. A record seven Sea Dogs are selected to the All-Star team and play a key role in the Northern Division's victory.

September 1: The Sea Dogs win the Eastern League Northern Division and qualify for the playoffs for the first time in eight years. Portland defeats the Trenton Thunder three games to two in the first round of the playoffs to advance to the Eastern League Championship Series. Akron defeats the Sea Dogs three games to one in the championship. Sea Dogs average a franchise record 6,290 fans per game.

October 3: Sea Dogs announce plans to expand Hadlock Field. 390 seats will be added above the home bullpen in right field. The seats will be pub-style similar to the "Monster Seats" at Fenway Park. The new seating area will be called the U.S. Cellular Pavilion.

October 20: A new playing surface is installed at Hadlock Field.

2006

July 3: The Sea Dogs welcome their five millionth fan in franchise history.

September: The Sea Dogs set another attendance record, averaging a franchise record 6,358 fans per game in 2006.

September 17: The Sea Dogs capture their first Eastern League Championship defeating the Akron Aeros three games to two. It is the state of Maine's first professional baseball championship in 91 years.

2007

April 5: A foot of snow falls on Hadlock Field forcing the postponement of the Sea Dogs opener against the Connecticut Defenders.

April 9: The Sea Dogs present the American Baseball Family Group, a bronze monument to the City of Portland.

May 23: The Sea Dogs face Roger Clemens at Trenton, New Jersey as he prepares to make his return to the Yankees.

June 18: The City of Portland grants the Sea Dogs a 20-year lease extension, paving the way to the construction of a new clubhouse.

July 2: The Boston Red Sox extend their affiliation with the Sea Dogs for an additional four years, through the end of the 2012 season.

August 11: The Sea Dogs play at Fenway Park in front of a combined crowd of 34,746. Portland wins 12-11 on a walk-off double by Jay Johnson.

September 1: Clay Buchholz who spent most of the season with the Sea Dogs throws a no-hitter for the Boston Red Sox against the Baltimore Orioles at Fenway Park. Buchholz becomes the first Red Sox rookie to throw a no-hitter.

September 4: The Sea Dogs clinch their third straight playoff appearance by defeating the New Hampshire Fisher Cats in a one-game playoff at Hadlock Field.

September 10: For the fifth consecutive year, the Portland Sea Dogs establish a franchise record in attendance at Hadlock Field, averaging 6,483 fans per game.

October 28: Seven former Sea Dogs play key roles in helping the Red Sox win their second World Series in four years; Beckett, Delcarmen, Ellsbury, Lester, Papelbon, Pedroia, and Youkilis.

2008

April 16: The Portland Sea Dogs defeat the Connecticut Defenders 8-7 in a game that took 17 innings and 5 hours and 41 minutes, making it the longest game in franchise history. Also adding to the historical significance to the game, Sea Dogs outfielder Jay Johnson not only delivered the game winning hit in the bottom of the 17th inning, but also pitched two scoreless innings to earn the win. It is believed that Johnson is the first position player in Minor League Baseball history to deliver the game winning hit and be the winning pitcher.

July 21-23: Boston Red Sox Slugger David Ortiz is assigned to the Portland Sea Dogs to rehab an injured wrist.

SEA DOGS TIMELINE

August 25: Clay Buchholz makes his first start with the Sea Dogs after being sent down from Boston. Buchholz ironically returns to the Sea Dogs on Clay Buchholz bobblehead doll night commemorating his 2007 no-hitter against Baltimore.

August 28: The Sea Dogs welcome the 6 Millionth Fan in franchise history.

August 31: The Sea Dogs clinch their fourth straight playoff berth, the longest streak in team history.

2009

August 8: The Sea Dogs return to Fenway Park as part of the Futures at Fenway event. Jason Place accounts for all three RBI in a 3-2 Sea Dogs victory over Harrisburg, including a two-run homer over the Green Monster in the second inning. Portland is now a perfect 2-0 at Fenway.

2010

September 13: Geoff Iacuessia is named the new Sea Dogs General Manager. Charlie Eshbach stays on as the team President. Bill Burke is named Chairman and Sally McNamara Treasurer.

2011

January 21: Red Sox and Sea Dogs extend Player Development Contract through the 2014 season.

July 1: The Sea Dogs welcome the seven millionth fan in franchise history.

October 26: Sea Dogs Founder and Owner Dan Burke dies.

2012

July 8, 2012: Mike MacDonald from Camden, Maine becomes the first Mainer to play for the Sea Dogs.

2013

January 11: The Boston Red Sox and Portland Sea Dogs agreed to extend their Player Development Contract (PDC) for an additional four years. The extension keeps the Red Sox Double-A affiliation in Portland through the 2018 season.

2014

April 3: Mookie Betts leads off the season with a home run and Henry Owens tossed a rain shortened (six innings) complete game no-hitter. It was the first no-hitter in Sea Dogs history as a Red Sox affiliate and third overall. Sea Dogs manager Billy McMillon earns his 300th career managerial win as the Sea Dogs defeated the Reading Fightin Phils 5-0 on Opening Day in Reading, PA.

April 21: The Sea Dogs turned the first triple-play in franchise history. The Binghamton Mets loaded the bases in the first inning off Henry Owens when Brian Burgamy grounded into a 5-4-3 (Coyle, Betts, Shaw) triple play.

May 28: Jane Charron from Falmouth enters the ballpark as the eight millionth fan in franchise history.

May 29: The Sea Dogs turned a 7-6-2-5-4 game ending double play that was featured on ESPN's SportsCenter's Top Plays of the Day at #6.

July 29: The Eastern League announced that the 2015 Eastern League All-Star Game will be played at Hadlock Field in Portland, Maine on July 15, 2015.

August 30: The Sea Dogs earned their 87th win of the season, setting a new record for wins in a season, surpassing 86 wins during the 1995 season. The Sea Dogs would complete the 2014 season with an 88-54 record.

October 7: In a study conducted by SmartAsset, the City of Portland was named the Best Minor League Baseball Town in America.

December 3: *Baseball America* selects the Portland Sea Dogs as their 2014 Minor League Team of the Year.

2015

May 13: The Sea Dogs played their 3,000th game in franchise history, a 6-3 loss to the Trenton Thunder at Hadlock Field.

May 15: Tim Roberson became the third Sea Dog in franchise history to hit for the cycle in a 13-11, extra-inning win at New Britain. Roberson hit a grand slam in the 7th inning, he completed the cycle with a 2-run triple in the top of the 10th inning to drive in the game-winning runs for Portland. Roberson finished the game 4-for-6 with 6 RBI and 2 runs scored.

SEA DOGS TIMELINE

July 15: The Sea Dogs host the Sullivan Tire All-Star Classic at Hadlock Field. With the score tied 4-4 after nine innings of play, the game was decided by the first ever Home Run Derby Shootout, per Eastern League rules. Reading's Brian Pointer delivered the game-winning home run in the 9th round of the shootout to seal the victory for the Eastern Division. Portland's Marco Hernandez was named the MiLB.com Top Star after finishing 2-for-2 with a home run, two RBI, and two runs scored. A sellout crowd of 7,368 witnessed the historic finish. Six Sea Dogs and team's coaching staff are represented on the Eastern Division team. Former Sea Dog Blake Swihart threw out the ceremonial first pitch.

September 6: Manuel Margot became the fourth Sea Dog to hit for the cycle, and the first ever at Hadlock Field. Needing just a single in his final at-bat in the 8th inning, Margot lined a ball over the right fielder's head to complete the cycle. He finished the game 4-for-5 with 5 RBI and a run scored.

2016

August 2: Teddy Stankiewicz became the first Sea Dog to throw a complete-game, nine-inning one-hitter in franchise history as the Sea Dogs beat the Erie SeaWolves 3-0 at Hadlock Field. Stankiewicz was perfect other than a single allowed to Grayson Greiner in the sixth inning and retired 27 of 28 batters faced with seven strikeouts and no walks.

August 25: Mike Davis from Falmouth enters the ballpark as the nine millionth fan in franchise history.

2017

January 13: The Sea Dogs and Boston Red Sox announced their extension of their Player Development Contract (PDC) for an additional two years. With the extension, the Red Sox will continue to have a Double-A Eastern League affiliate in Portland through 2020.

2018

April 18: The Sea Dogs celebrate their 25th season with Brandon Moss and Carlos Tosca throwing out a ceremonial first pitch.

September 10: Team President Charlie Eshbach announced that he is stepping down from leadership of the team following a 45-year career in baseball including the last 25 seasons with the Sea Dogs. Eshbach will serve as a senior advisor.

2019

January 16: The Sea Dogs and Boston Red Sox announced their extension of their Player Development Contract (PDC) for an additional two years. With the extension, the Red Sox will continue to have a Double-A Eastern League affiliate in Portland through 2022.

February 21: The Eastern League of Professional Baseball has announced a change to the playoff structure from a full-season format to a split-season schedule in 2019. Under the new rule, the first-place team from each division during both the first and second halves of the season will qualify for postseason play.

SEA DOGS FIRSTS

Game	April 7, 1994 @ Reading
Home Game	April 18, 1994 vs. Albany
All-Star Game	July 13, 2005
Pitch	7:22 pm on 4/7/94 @ Reading
Hit	Jesus Tavarez, April 7, 1994 @Reading, single 1st Inning
Hit @ Hadlock	Ramon Martinez, April 18, 1994, single 1st Inning vs. Albany
Run	Terry Jorgensen, April 7, 1994 @ Reading 3rd Inning
Run @ Hadlock	Ramon Martinez, April 18, 1994, 1st Inning vs. Albany
Home Run	Charles Johnson, April 7, 1994 @ Reading, 14th Inning
Home Run @ Hadlock	Rick Hirtensteiner, April 18, 1994, 2nd Inning vs. Albany
Strikeout (pitching)	Javier De La Hoya, April 7, 1994 @ Reading
Win	April 7, 1994 @ Reading 2-1
Loss	April 10, 1994 @ Reading 13-4
Home Win	April 20, 1994 vs. Albany 9-4
Home Loss	April 18, 1994 vs. Albany 7-6
Series Win	4/7-4/10/94 @ Reading (3-1)
Series Sweep	5/6-5/7/94 vs. Reading (2-0)
Extra Inning Game	April 7, 1994 @ Reading (2-1 win in 14 innings)
Complete Game	April 12, 1994, Javier De La Hoya, 1-0 loss to Canton
Shutout	May 9, 1994, Joel Adamson, 12-0 victory over New Britain
1-0 Win	August 9, 1994 @ Canton (Stan Spencer, Tom McGraw, Don Perigny; 4-hitter)
1-0 Loss	April 12, 1994 @ Canton (Carter; 3-hitter)
Last at-bat Win	April 26, 1994 @ Binghamton, 1 run top of the 11th, 3-2 win
Batting Around	April 23, 1994 vs. Harrisburg
Multi-HR Inning	July 19, 1994 vs. Trenton, Jesus Tavarez & Chris Sheff off Rich Kelley in the 4th
Rainout (home)	May 8, 1994 vs. Reading
Rainout (away)	April 11, 1994 @ Canton
Doubleheader	April 12, 1994 @ Canton (1-0 loss & 13-1 loss)

**Inaugural Game
April 7, 1994**

		R	H	E
Portland Sea Dogs	000 100 000 000 01	2	11	4
Reading Phillies	001 000 000 000 00	1	10	1 14 innings

Winning Pitcher: Don Perigny

Losing Pitcher: Eric Hill

Save: Vic Darensbourg

**Opening Day at Hadlock Field
April 18, 1994**

	R	H	E
Albany-Colonie Yankees 200 004 001	7	10	2
Portland Sea Dogs 210 010 101	6	11	0

Winning Pitcher: John Sutherland

Losing Pitcher: Don Lemon

Save: Andy Croghan

LAST TIME IT HAPPENED

Sea Dogs Complete Game (7):
 Opponents Complete Game (7):
 Sea Dogs Complete Game (9):
 Opponent Complete Game (9):
 Sea Dogs Shutout:
 Opponent Shutout:
 1-0 Win:
 0-1 Loss:
 Scored 10+ Runs in a Game:
 Allowed 10+ Runs in a Game:
 Sea Dogs No-Hitter:
 Opponent No-Hitter:
 Sea Dogs Hit for the Cycle:
 Sea Dogs Grand Slam:
 Opponent Grand Slam:
 Sea Dogs Three Homer Game:
 Opponent Three Homer Game:
 Sea Dogs HR, Leadoff Game:
 Opponent HR, Leadoff Game:
 Sea Dogs PH Homer:
 Sea Dogs Back-to-Back Home runs:
 Sea Dogs Five-Hit Game:
 Opponent Five-Hit Game:
 Sea Dogs Triple Play:
 Doubleheader Sweep, Home:
 Doubleheader Sweep, Road:
 Three Game Sweep, Home:
 Three Game Sweep, Road:
 Four Game Sweep, Home:
 Four Game Sweep, Road:
 Five Game Sweep, Home:
 Six Game Sweep, Road:
 Opponent Three Game Sweep, Home:
 Opponent Three Game Sweep, Road:
 Opponent Four Game Sweep, Home:
 Opponent Four Game Sweep, Road:
 Opponent Five Game Sweep, Road:

Teddy Stankiewicz: 8/22/18 at New Hampshire (Game 1)
 Ranger Suarez: 6/19/18 vs. Reading (Game 1)
 Teddy Stankiewicz: 8/2/16
 Terry Doyle 6/7/15 vs. Bowie
 8/23/18 at New Hampshire (6-0)
 7/17/18 at Binghamton (0-1, Game 2)
 7/24/18 vs. Harrisburg
 7/17/18 at Binghamton (0-1, Game 2)
 8/29/18 vs. New Hampshire (10-9)
 8/8/18 at Erie (1-18)
 Henry Owens 4/3/14 @ Reading (5-0, 6 inn. rain-shortened game)
 Brett Cecil (5.2), Danny Farquhar (2.1), Ronald Uviedo (1.0) 5/21/12 @ NH
 Manuel Margot 9/6/15 vs. New Britain
 Tate Matheny 6/25/18 at New Hampshire
 Chad Sedia 7/31/18 vs. Erie
 Randy Rigsby 7/11/02 @ New Haven
 Brian Pointer 6/27/15 vs. Reading
 Danny Mars 6/20/17 at Erie
 Roman Quinn 6/1/16 vs. Reading
 Luke Tendler 7/4/18 at Hartford
 Michael Chavis & Bobby Dalbec 8/9 at Erie
 Rafael Devers 5/2/17 at Hartford
 Jhoan Urena 9/1/18 at Binghamton
 4/21/14 @ Binghamton
 8/2/18 vs. Erie
 8/22/18 @ New Hampshire
 8/14-8/16/18 vs. Trenton
 6/15-6/17/18 @ Bowie
 7/23-7/26/15 vs. New Hampshire
 6/26-6/29/14 @ Reading
 7/18-7/20/04 vs. Trenton
 6/13-6/16/05 @ Harrisburg
 7/17-7/19/17 vs. Trenton
 4/23-4/25/18 @ Hartford
 6/19-6/21/18 vs. Reading
 5/3-5/6/18 @ Hartford
 8/31-9/3/07 @ New Britain

SEA DOGS NOTES

Pitchers Who Have Hit Home Runs

Antonio Alfonseca	9/4/95 vs. Reading	12-10 Win
Bryan Ward	7/14/96 @ New Haven	8-7 Loss
Tony Castro	7/13/97 @ Reading	5-4 Loss
Brandon Leese	8/15/98 @ Harrisburg	4-2 Loss

Position Players Who Have Pitched

Chris Malinoski	4/16/94 @ Harrisburg	14-8 Loss	2.0 IP, 1 H 0 R 0 ER 1 SO 0 BB
Chris Malinoski	4/17/94 @ Harrisburg	5-4 Loss	0.0 IP, 2 H 1 R 1 ER 0 SO 0 BB
Chris Malinoski	6/16/94 @ Albany	12-0 Loss	1.0 IP, 0 H 0 R 0 ER 1 SO 0 BB
Pookie Wilson	5/27/97 vs. Norwich	17-8 Loss	1.0 IP, 0 H 0 R 0 ER 0 SO 2 BB
Raul Nieves	8/3/04 vs. Erie	14-3 Loss	0.2 IP, 2 H 1 R 1 ER 0 SO 1 BB
Raul Nieves	8/25/05 vs. Trenton	0-15 Loss	1.1 IP, 2 H 2 R 2 ER 0 SO 5 BB
David Bacani	7/3/06 vs. Trenton	2-15 Loss	1.0 IP, 3 H 2 R 2 ER 0 SO 1 BB
Dustin Kelly	7/3/06 vs. Trenton	2-15 Loss	1.0 IP, 2 H 0 R 0 ER 0 SO 0 BB
Jay Johnson	7/28/07 vs. Connecticut	0-15 Loss	1.0 IP, 2 H 1 R 1 ER 0 SO 1 BB
Jay Johnson (W)	4/16/08 vs. Connecticut	8-7 Wn (17 IN)	2.0 IP, 2 H 0 R 0 ER 3 SO 1 BB
Nate Spears	4/20/10 vs. Binghamton	3-15 Loss	1.0 IP, 2 H 3 R 3 ER 0 SO 0 BB
Juan Apodaca	6/5/10 vs. Reading (2)	5-8 Loss (9 IN)	0.1 IP, 0 H 0 R 0 ER 0 SO 0 BB
Ryan Dent (W)	7/12/13 @ Binghamton	8-5 Wn (15 IN)	2.0 IP, 2 H 0 R 0 ER 1 SO 2 BB
Peter Hissey (W)	4/26/14 vs. Trenton	9-8 Wn (15 IN)	1.0 IP, 2 H 1 R 1 ER 0 SO 0 BB
Cole Sturgeon (W)	7/2/15 vs. New Hampshire	6-5 Wn (16 IN)	3.0 IP, 1 H 0 R 0 ER 0 SO 1 BB
Oscar Tejeda (L)	8/30/15 @ New Britain	5-7 Loss (15 IN)	1.1 IP, 3 H 2 R 2 ER 1 SO 1 BB
Jeremy Barfield (L)	5/31/17 @ Reading	3-4 Loss (13 IN)	3.0 IP, 2 H 1 R 1 ER 3 SO 0 BB
Danny Bethea	9/4/17 vs. New Hampshire	4-11 Loss	0.1 IP, 3 H 1 R 1 ER 0 SO 0 BB
Jordan Betts	7/16/18 @ Binghamton	2-16 Loss	1.0 IP, 1 H 0 R 0 ER 1 SO 0 BB
Jordan Betts	8/8/18 @ Erie	1-18 Loss	1.0 IP, 3 H 2 R 2 ER 1 SO 0 BB

MONTHLY LEADERS

INDIVIDUAL BATTING

Category	April	May	June	July	August	September
Batting Ave.	Ellsbury-.455	Hastings-.443	Castillo-.410	Chiang-.430	Tavarez-.397	Funaro-.600
Games	Kotsay/ Millar-26	Matheny/ Owens-32	Moss/ Sandberg-31	McGowan/ Sherrod-32	Several-33	Several-7
At-Bats	Millar-111	Rivera-133	Moss-122	Garcia/ Hooper-128	Millar/ McGowan-124	Jimenez/ Still-30
Runs	Kotsay-33	Milliard-31	Moss-31	Chiang-27	Foster-29	Spears-9
Hits	Millar/Betts-40	Milliard-42	Castillo-43	McGowan-47	Linares-42	Margot-14
Doubles	Millar/Ellsbury/ Betts-10	Exposito-13	Gulan-14	Chiang-15	Shaw-13	Roneberg-4
Triples	H. Ramirez-5	J. Ramirez-5	Castillo-7	Tavarez-5	Tavarez-5	Renteria-2
Home Runs	Roskos-7	Rodriguez-10	Devers/Norton-8	Barfield-12	Four tied-8	Three tied-3
RBI	Millar-28	Millar/Bates- 28	Gload-28	Barfield-33	Rizzo-32	Margot-11
Total Bases	Millar-68	Owens-73	Moss-70	Barfield-78	Youngbauer-68	Margot-25
Slugging %	Crespo-.730	Hastings-.757	Devers-.728	Norton .775	Norton-.764	Pinckney-1.000
Walks	Kotsay-24	Daeges-29	Natale-27	Youkilis-25	Natale-28	Navarro-9
Strikeouts	Booty-33	Matheny-42	Booty-39	Sherrod-40	Dalbec-42	Rizzo-11
OBP	Crespo-.542	Daeges-.556	Gibson-.504	Youkilis-.541	Nava-.486	Funaro-.684
Stolen Bases	Castillo/Betts-10	Castillo-16	J. Ramirez-19	J. Ramirez-14	Hazelbaker-15	C.Lin-4
SB Attempts	Castillo-18	Castillo-22	J.Ramirez-22	Castillo-19	J. Ramirez-18	Margot/ Fulse-5
Errors	Sandberg-12	Hastings-12	Renteria/A. Gonzalez-10	Martinez-12	Torres/Ozuna - 11	T.Lin-5

INDIVIDUAL PITCHING

BOLD = Franchise Record in a Month

Category	April	May	June	July	August	September
ERA	Martin/ Larkin-0.00	Nelson-0.00	Rodgers/ Younginer-0.00	Couch-0.75	Stanifer-0.46	Several-0.00
Wins	Several-4	Ward-5	Cunnane-5	Mills-6	Several-5	Maxwell-2
Losses	Augliera/ Huntzinger - 4	Cunnane-5	Celestino - 5	Several-4	Rosenbaum/ Johnson-5	Leese/Clay-2
Appearances	Whitten/Chavez-12	Heredia-15	Pageler-13	McClaskey-15	Thornton/ Deschenes-15	Rhoades-4
Saves	Meredith-7	Almonte-8	Pageler-10	Duval/Vaughan-6	Duval-10	Duncan/ Deschenes-2
Innings Pitched	Meadows-34.0	Adamson-42.0	Robertson-44.0	Saunders-42.0	Meadows-44.0	Billingsley-14.0
Hits Allowed	Meadows-36	Bump-53	Comer-52	Meadows-52	Several-45	Smith-14
Runs Allowed	Kaminska/ Press-22	Burgus-31	Comer-38	Leese-30	Bump -30	Smith/Wilson-10
ER Allowed	Kaminska - 19	Bump-29	McAvoy-30	Smith-29	Gabbard-25	Wilson-10
BB Allowed	Several-14	Haeger - 27	Zink-27	Owens-23	Owens-28	Billingsley/ Haigwood- 7
Strikeouts	Burnett-38	Buchholz-51	Buchholz-46	Saunders-45	Beckett-57	Billingsley-13
HR Allowed	Cunnane-6	Ward-11	Comer-10	Vargas-10	Knotts-10	Jackson-4
Batters Faced	Meadows-147	Adamson-170	Robertson-174	Meadows-177	Valdes-181	Lawson-54
Wild Pitches	Hansack-7	Haeger/Billingsley-8	Mercado-6	Vaquedano-7	Lester/Owens-8	Several-2
Hit Batsman	Martin/Smith-5	Several-5	Weiland-6	Bump-7	Zink/Knotts-7	Webster-2

MONTHLY LEADERS

TEAM BATTING

Category	April	May	June	July	August	September
Batting Ave.	.298 - 1997	.295 - 1997	.294 - 1996	.295 - 1996	.276 - 2010	.351 - 1997
Games	26 - 1997	34 - 2018	31 - 2005	32 - 2003	33 - '96, '03	7 - '98, '15
At-Bats	929 - 1997	1155 - 2018	1080 - 2005	1103 - 2003	1111 - 1996	249 - 2009
Runs	187 - 1997	186 - 1997	168 - 2005	175 - 2011	167 - 2000	39 - 2010
Hits	277 - 1997	323 - 2018	290 - 2005	315 - 2003	293 - 1996	68 - 2015
Doubles	57 - 1997	72 - 2008	72 - 2006	76 - 2011	70 - 2009	19 - 2004
Triples	12 - '95, '13	13 - '95, '13	14 - 1996	16 - 2016	13 - 2000	3 - '11, '95
Home Runs	40 - 1997	51 - 1997	33 - 1997	38 - 2017	32 - 2004	7 - 2009
RBI	174 - 1997	172 - 1997	155 - 2005	158 - 2011	152 - 2000	38 - '10, '15
Total Bases	462 - 1997	516 - 1997	461 - '96, '05	486 - 2003	430 - 1996	101 - 2015
Slugging %	.497 - 1997	.514 - 1997	.476 - 2006	.455 - 2016	.445 - 2010	.649 - 1997
Walks	108 - 1997	144 - 2008	125 - 2001	127 - 2000	155 - 2017	50 - 2009
Strikeouts	198 - 2012	262 - 2013	230 - 2018	255 - 2001	267 - 2017	68 - 2009
OBP	.373 - 1998	.375 - 2008	.365 - 1996	.362 - 1999	.358 - 2007	.458 - 2013
Stolen Bases	39 - 2002	38 - 2013	47 - 1999	33 - '95, '01, '13	35 - 1996	13 - 2010
SB Attempts	52 - 2002	60 - 1996	57 - 1999	52 - 1996	56 - 1996	13 - 2010
Errors	41 - 1994	43 - 1997	46 - 2000	44 - '98, '02	43 - 1999	11 - 2015

BOLD = Franchise Record in a Month

TEAM PITCHING

Category	April	May	June	July	August	September
ERA	2.88 - 2008	3.02 - 2014	2.95 - 1996	3.06 - 2009	2.15 - 2001	2.00 - 1997
Wins	20 - 1997	23 - 2014	22 - 1996	17 - '11, '14	20 - 1996	5 - 2010
Losses	18 - 2012	25 - 2011	21 - 2015	21 - 2002	21 - 2003	4 - '98, '07, '11, '15
Saves	10 - 1995	12 - 2014	12 - '96, '98	9 - '99, '03	13 - 2002	3 - 1994
Innings Pit.	234.1 - '97, '08	286.0 - 2018	274.2 - 2005	279.1 - 2003	288.0 - 1996	68.0 - 2009
Hits	245 - 2012	319 - 2018	305 - 2000	313 - 1997	305 - 2007	65 - 2009
Runs	143 - 1994	218 - 2018	195 - 2000	177 - 2006	170 - 1999	41 - 2011
Earned Runs	120 - 1994	188 - 2018	160 - 2000	159 - 2006	150 - 2004	37 - 2011
Walks	118 - 2002	128 - 2013	120 - 2007	126 - 2015	120 - 2018	31 - 1998
Strikeouts	236 - 2008	284 - 2018	242 - 2005	265 - 2001	282 - 2001	57 - 2004
Home Runs	26 - '96, '04	51 - 2018	34 - 1997	38 - '96, '01, '06	42 - 1997	12 - 2011
Wild Pitches	18 - 2006	34 - 2013	20 - 1997	23 - '03, '15	25 - 1998	7 - 2005
Hit Batsman	21 - 2006	21 - 1999	16 - '05, '11	21 - 2006	22 - 1999	3 - '99, '09, '16, '17

BOLD = Franchise Record in a Month

YEARLY TEAM LEADERS

YEAR	AVERAGE	HOME RUNS	RBI	RUNS
1994	Terry Jorgensen .289	Charles Johnson 28*	Charles Johnson 80	Terry Jorgensen 65
1995	Billy McMillon .315	Billy McMillon 14	Billy McMillon 93	Ralph Milliard 104*
1996	Kevin Millar .318	Todd Dunwoody 24	Todd Dunwoody 93	Todd Dunwoody 88
1997	Kevin Millar .342*	Kevin Millar 32	Kevin Millar 131*	Mark Kotsay 103*
1998	Jaime Jones .281	Nate Rolison 16	Nate Rolison 83	Nate Rolison 80
1999	Nate Rolison .299	Chris Norton 38*	Chris Norton 97	Julio Ramirez 87
2000	Todd Betts .321	Ross Gload 16	Todd Betts 71	Cesar Crespo 96
2001	Kevin Hooper .308	Abraham Nunez 17	Jeff Bailey 66	Abraham Nunez 75
2002	Jesus Medrano .297	Adrian Gonzalez 17	Adrian Gonzalez 96	Jesus Medrano 77
2003	Kevin Youkilis .327	Jeremy Owens 21	Justin Sherrod 74	Kevin Youkilis 74
2004	Kenny Perez .280	Mike O'Keefe 19	Brett Roneberg 77	Brett Roneberg 67
2005	Chris Durbin .282	Jared Sandberg 18	David Murphy 75	David Murphy 71
2006	Chad Spann .294	Luis Jimenez 17	Brandon Moss 83	Brandon Moss 76
2007	Bryan Pritz .292	Andrew Pinckney 14	Natale/Johnson/Pinckney 64	Jeff Corzaletti 93
2008	Zach Daeges .307	Bell/Hall 13	Aaron Bates 68	Zach Daeges 63
2009	Jorge Jimenez .289	Jon Still 17	Jon Still 89	Ryan Kalish 63
2010	Ray Chang .298	Rizzo/Spears 20	Luis Exposito 94	Nate Spears 104*
2011	Chih-Hsien Chiang .340	Chiang/Middlebrooks 18	Will Middlebrooks 80	Alex Hassan 75
2012	Bryce Brentz .296	Jeremy Hazelbaker 19	Bryce Brentz 76	Jeremy Hazelbaker 77
2013	Christian Vazquez .289	Almanzar/Shaw 16	Michael Almanzar 81	Shannon Wilkerson 76
2014	Sean Coyle .295	Sean Coyle 16	Sean Coyle 61	Sean Coyle 60
2015	Carlos Asuaje .251	Keury De La Cruz 9	Carlos Asuaje 61	Carlos Asuaje 60
2016	Aneury Tavarez .335	Cody Decker 14	Nate Freiman 60	Aneury Tavarez 59
2017	Danny Mars .304	Jeremy Barfield 27	Jeremy Barfield 75	Barfield/Mars 62
2018	Luke Tandler .273	De La Guerra/Ockimey/Tandler 15	Luke Tandler 62	Jeremy Rivera 70

YEAR	HITS	DOUBLES	TRIPLES	STOLEN BASES
1994	Terry Jorgensen 136	Clark/Johnson 29	Jesus Tavarez 8	Ramon Martinez 31
1995	Billy McMillon 162*	Tim Clark 34	Renteria/Sheff 7	Edgar Renteria 30
1996	Todd Dunwoody 153	Kevin Millar 32	Luis Castillo 7	Luis Castillo 51*
1997	Kevin Millar 175*	Kevin Millar 34*	Randy Winn 6	Randy Winn 35
1998	Bates/Garcia 147	Nate Rolison 35	Amaury Garcia 6	Amaury Garcia 23
1999	Julio Ramirez 148	Julio Ramirez 30	Julio Ramirez 10	Julio Ramirez 64*
2000	Pablo Ozuna 143	Ross Gload 28	Ozuna/Phoenix 6	Cesar Crespo 41
2001	Kevin Hooper 144	Jeff Bailey 28	Abraham Nunez 9*	Abraham Nunez 26
2002	Adrian Gonzalez 135	Adrian Gonzalez 34	Drew Niles 8	Jesus Medrano 39
2003	Jeremy Owens 124	Kelly Shoppach 30	Jeremy Owens 8	Jeremy Owens 15
2004	Brett Roneberg 133	Kenny Perez 31	Sheldon Fulse 7	Sheldon Fulse 29
2005	Brandon Moss 135	Jeremy West 32	Hanley Ramirez 7	Hanley Ramirez 26
2006	Brandon Moss 145	Brandon Moss 36*	Moss/Spinn/Elisbury 3	Jacoby Elisbury 16
2007	Jeff Corzaletti 123	Jed Lowrie 31	Jed Lowrie 7	Jeff Corzaletti 20
2008	Aaron Bates 126	Zach Daeges 34	Jeff Corzaletti 4	Iggy Suarez 15
2009	Jorge Jimenez 144	Jon Still 40	Ryan Kalish 4	Ryan Kalish 14
2010	Nate Spears 140	Luis Exposito 39	Khoury/Lin/Sheely/Spears 4	Che-Hsuan Lin 26
2011	Alex Hassan 132	Chih-Hsien Chiang 37	Chih-Hsien Chiang 4	Jeremy Hazelbaker 35
2012	Bryce Brentz 135	Bryce Brentz 30	Jeremy Hazelbaker 6	Jeremy Hazelbaker 33
2013	Michael Almanzar 136	Michael Almanzar 29	Tony Thomas 7	Shannon Wilkerson 23
2014	Blake Swihart 104	Swihart/Coyle/Wilkerson 23	Six Players 3	Mookie Betts 22
2015	Carlos Asuaje 124	Jantzen Witte 25	Carlos Asuaje 7	Manuel Margot 19
2016	Aneury Tavarez 129	Jake Romanski 22	Aneury Tavarez 13	Aneury Tavarez 18
2017	Danny Mars 145	Mike Oit 23	Mars/Sturgeon 4	Mars 12
2018	Jeremy Rivera 130	Danny Mars 21	Tate Matheny 5	Danny Mars 19

YEAR	WINS	LOSSES	ERA	STRIKEOUTS
1994	Vic Darenbourg 10	Juulsgaard/Perigny 9	Stan Spencer 3.48	Vic Darenbourg 103
1995	Matt Whisenant 10	Reynol Mendoza 10	Reynol Mendoza 3.43	Reynol Mendoza 120
1996	Tony Saunders 13	Will Cunnane 12	Tony Saunders 2.63*	Tony Saunders 156*
1997	Hector Mercado 11	Gregg Press 11	Hector Mercado 3.96	Hector Mercado 125
1998	Tejera/Duncan 9	Brent Billingsley 13	Brent Billingsley 3.74	Brent Billingsley 183*
1999	Michael Tejera 13	AJ Burnett 12	Michael Tejera 2.62	Michael Tejera 152
2000	Brandon Leese 12	Scott Comer 10	Brandon Leese 3.47	Gary Knotts 113
2001	Kevin Olsen 10	Claudio Vargas 9	Kevin Olsen 2.68	Claudio Vargas 151
2002	Nate Robertson 10	Robertson/Woodards 9	Nate Bump 3.38	Nate Robertson 109
2003	Kester/Stevens 10	Tim Kester 10	Tim Kester 3.78	Tim Kester 128
2004	Abe Alvarez 10	Abe Alvarez 9	Abe Alvarez 3.59	Abe Alvarez 108
2005	Jon Lester 11	Kason Gabbard 11	Jon Lester 2.61*	Jon Lester 163*
2006	3 Players Tied 9	Jose Vaquedano 8	Devern Hansack 3.26	Devern Hansack 124
2007	Charlie Zink 9	Tommy Hottoy 10	Tommy Hottoy 5.61	Clay Buchholz 116
2008	Michael Bowden 9	Dustin Richardson 10	Kris Johnson 3.63	Dustin Richardson 114
2009	Adam Mills 10	Ryne Lawson 12	Felix Doubtront 3.35	Felix Doubtront 101
2010	Stephen Fife 8	Jeremy Kehrt 11	Kyle Weiland 4.42	Kyle Weiland 120
2011	Stephen Fife 11	Brock Huntzinger 11	Alex Wilson 3.05	Brock Huntzinger 123
2012	Jeremy Kehrt 8	Chris Hernandez 8	Stolmy Pimentel 4.59	Stolmy Pimentel 86
2013	Keith Couch 11	Matt Barnes 10	Keith Couch 3.47	Matt Barnes 135
2014	Henry Owens 14*	Mike Augliera 10	Brian Johnson 1.75*	Henry Owens 126*
2015	Cuevas/Younginer 8	Justin Haley 16*	Mike McCarthy 4.59	Justin Haley 95
2016	Keith Couch 9	Stankiewicz/McAvoy/Buttrey 9	Mitch Atkins 4.48	Mitch Atkins 145*
2017	Trey Ball 7	Trey Ball 12	Kevin McAvoy 4.28	Teddy Stankiewicz 107
2018	Matt Kent 11	Kyle Hart 9	Mike Shawaryn 3.28	Matt Kent 123

*Led League

LONGEST INDIVIDUAL STREAKS

YEAR	WALKS	SAVES
1994	Vic Darensbourg 60	Don Perigny 11
1995	Reynol Mendoza 69	Jay Powell 24*
1996	Tony Saunders 62	Bill Hurst 30*
1997	Hector Mercado 54	Mike Duvall 18
1998	Brent Billingsley 70	Mick Pageler 13
1999	A.J. Burnett 71	Hector Almonte 23
2000	Gary Knotts 63	Bobby Rodgers 22
2001	Claudio Vargas 67	Blaine Neal 21
2002	Omar Ortiz 70	Brandon Sloan 8
2003	Jorge De La Rosa 36	Anastacio Martinez 14
2004	Charlie Zink 72*	Joe Nelson 13
2005	Kason Gabbard 65	Jim Mann 12
2006	Jose Vaquedano 68	Edgar Martinez 12
2007	Hottovy/ Haigwood 49	Mike James 22
2008	Kris Johnson 56	Beau Vaughan 16
2009	Ryne Lawson 57	Bryce Cox 12
2010	Ryne Miller 56	Jason Rice 13
2011	Brock Huntzinger 41	Blake Maxwell 15
2012	Chris Balcom-Miller 49	Caleb Clay 9
2013	Matt Barnes 46	Brock Huntzinger 13
2014	Henry Owens 47	Noe Ramirez 18
2015	Luis Diaz 59	Marban/Martin 5
2016	Kevin McAvoy 52	Chandler Shepherd 6
2017	Trey Ball 57	Bobby Poyner 9
2018	Dedgar Jimenez 55	Josh Taylor 8

*Led League

Longest On-Base Streaks in Sea Dogs History:

- 62 - Kevin Youkilis – May 12-July 28, 2003 (extended streak to 71 games with Pawtucket)
- 47 - Kevin Millar – July 12-August 30, 1997 (extended streak to 71 games with AAA-Calgary 1998 and 1999) and rehab appearance on May 25, 2002
- 39 - Garin Cecchini – July 20-August 30, 2013
- 38 - Jed Lowrie – April 29-June 6, 2007
- 36 – Mookie Betts – April 4-May 16, 2014
- 32 - Zach Daeges – April 9-June 2, 2008
- 31 – Mark Kotsay – June 21-August 16, 1997 (Minor League games only – called up to Florida Marlins on July 11 and stayed through July 27)
- 29 -- Carlos Asuaje – April 19-May 22, 2015
- 28 -- Fletcher Bates – July 11-August 8, 1998
- 27 – Tate Matheny - April 10-May 14/Shannon Wilkerson – August 1-August 30, 2013

Longest Hit Streaks in Sea Dogs History:

- 21 – Victor Rodriguez – August 12-September 1, 1998
- 21 – Kevin Millar – July 18-August 9, 1997
- 20 – Mike Gulan – June 6-June 27, 1998
- 19 – Quincy Foster – August 18-September 4, 2000
- 19 – Mark Kotsay – April 21-May 13, 1997
- 19 – Ralph Milliard – May 5-24, 1995
- 18 – Brett Roneberg – April 27-May 15, 2004 (longest by Red Sox affiliate)

Longest Scoreless Inning Streaks in Sea Dogs History:

- 27.2 – Henry Owens – May 19-June 14, 2014
- 25.0 – Jalen Beeks – April 22-May 18, 2018
- 24.0 – Kris Johnson – June 15-July 1, 2008
- 22.1 – Drake Britton – May 30-June 16, 2013
- 22.1 – Phil Seibel – May 20-June 11, 2006
- 21.1 – Felix Heredia – April 5-May 23, 1996
- 21.0 – Aaron Wilkerson – May 5-23, 2016
- 21.0 – Chris Martin – April 5-Streak intact when promoted
- 21.0 – Clay Buchholz – April 19-May 6, 2007

Other Notable Streaks:

- Consecutive Games with a HR:** 4 Chih-Hsien Chiang -- June 3-June 7, 2011
4 Josh Reddick -- April 10-14, 2009
4 Jeremy Barfield -- July 23-26, 2017
- Consecutive Wins by a Starter:** 9 Henry Owens – May 24-July 19, 2014
8 Adam Mills -- June 27-August 6, 2009
- Consecutive Batters Struck Out:** 8 Clay Buchholz -- May 11, 2007 vs Binghamton

PLAYER OF THE WEEK AWARDS

Eastern League Player of the Week

Billy McMillon (July 24-30, 1995)
Edgar Renteria (July 31-Aug. 6, 1995)
Kevin Millar (April 14-20, 1997)
Glenn Reeves (April 28-May 4, 1997)
John Roskos (June 9-15, 1997)
Kevin Millar (July 28-Aug. 3, 1997)
Nate Rolison (April 27-May 3, 1998)
Mike Gulan (June 8-14, 1998)
Joe Funaro (July 27-Aug. 2, 1998)
Joe Funaro (May 31-June 6, 1999)
Chris Norton (July 5-11, 1999)
Nate Rolison (July 12-18, 1999)
Nate Rolison (Aug. 16-22, 1999)
Cesar Crespo (April 24-30, 2000)
Wynter Phoenix (Aug. 21-27, 2000)
Quincy Foster (Aug. 28-Sept 4, 2000)
Jesus Medrano (May 6-12, 2002)
Jeremy Owens (May 12-18, 2003)
John Hattig (May 3-9, 2004)
Jared Sandberg (April 7-17, 2005)
Brandon Moss (Aug. 29-Sept. 5, 2005)
Chad Spann (May 29-June 4, 2006)
Brandon Moss (June 19-25, 2006)
Jacoby Ellsbury (Aug. 7-13, 2006)
Zach Daeges (May 12-18, 2008)
Lars Anderson (Aug. 11-17, 2008)
Jorge Jimenez (April 9-19, 2009)
Aaron Bates (May 4-10, 2009)
Aaron Bates (May 25-31, 2009)
Anthony Rizzo (Aug. 2-9, 2010)
Ryan Lavarney (Aug. 23-30, 2010)
Chih-Hsien Chiang (May 30-June 6, 2011)
Jeremy Hazelbaker (Aug. 22-29, 2011)
Juan Carlos Linares (April 5-15, 2012)
Bryce Brentz (May 28-June 3, 2012)
Jeremy Hazelbaker (July 16-22, 2012)
Bryce Brentz (August 20-26, 2012)
JC Linares (Aug. 26-Sept. 3, 2013)
Mookie Betts (April 3-14, 2014)
Deven Marrero (June 16-23, 2014)
Sean Coyle (June 23-30, 2014)
Keury De La Cruz (Aug. 11-18, 2014)
Oscar Tejeda (May 11-17, 2015)
Manuel Margot (Aug. 31-Sept. 7, 2015)
Andrew Benintendi (July 25-31, 2016)
Rafael Devers (May 1-7, 2017)
Jeremy Barfield (July 24-30, 2017)
Michael Chavis (August 6-12, 2018)

Eastern League Pitcher of the Week

Marc Valdes (June 13-19, 1994)
Vic Darensbourg (Aug. 22-28, 1994)
Rey Mendoza (April 17-23, 1995)
Rey Mendoza (April 15-21, 1996)
Marc Valdes (June 10-16, 1996)
Will Cunnane (July 1-7, 1996)
Tony Saunders (July 29-Aug. 4, 1996)
Gregg Press (May 12-18, 1997)
Brian Meadows (July 7-13, 1997)
Michael Tejera (June 15-21, 1998)
Gary Knotts (July 12-18, 1999)
Claudio Vargas (May 14-20, 2001)
Kevin Olsen (June 25-July 1, 2001)
Josh Beckett (Aug. 13-19, 2001)
Hansel Izquierdo (Aug. 20-26, 2001)
Justin Wayne (July 22-28, 2002)
Chris Smith (May 3-9, 2004)
Kason Gabbard (August 9-15, 2004)
David Pauley (May 30-June 5, 2005)
Jonathan Papelbon (June 27-July 3, 2005)
Jon Lester (July 4-10, 2005)
Kason Gabbard (May 1-7, 2006)
Phil Seibel (May 29-June 4, 2006)
Tommy Hottovy (Aug. 28-Sept. 4, 2006)
Charlie Zink (June 18-June 24, 2007)
Clay Buchholz (June 25-July 1, 2007)
Justin Masterson (July 9- July 15, 2007)
Justin Masterson (April 13-19, 2008)
Kris Johnson (April 21-27, 2008)
Stephen Fife (Aug. 30-Sept. 6, 2010)
Stephen Fife (June 6-13, 2011)
Drake Britton (June 4-10, 2012)
Chris Martin (April 4-15, 2013)
Drake Britton (June 3-9, 2013)
Keith Couch (Aug. 12-19, 2013)
Henry Owens (April 3-14, 2014)
Mike McCarthy (April 28-May 5, 2014)
Brian Johnson (June 9-16, 2014)
Justin Haley (Aug. 25-Sept. 2, 2014)
Aaron Wilkerson (Aug. 17-23, 2015)
Aaron Wilkerson (April 7-17, 2016)
Keith Couch (July 4-10, 2016)
Teddy Stankiewicz (August 1-7, 2016)
Kyle Hart (July 30-August 5, 2018)

SEA DOGS NOTES

Eight Sea Dogs hitters have hit inside the park home runs in Sea Dogs History:

Victor Rodriguez – May 11, 1997 vs. Bowie
Hayward Cook – April 30, 1998 vs. Binghamton
Pablo Ozuna – August 22, 2000 vs. New Haven
Quincy Foster – September 1, 2000 vs. Norwich
George Lombard – June 24, 2004 at Erie
Heiker Meneses -- April 16, 2013 at Binghamton
Michael Almanzar -- April 28, 2013 at Trenton
Keury De La Cruz -- April 16, 2015 at Trenton

SEA DOGS AWARDS

Eastern League Most Valuable Player:

Kevin Millar (1997)

Eastern League Pitcher of the Year:

Michael Tejera (1999)

Jon Lester (2005)

Anthony Ranaudo (2013)

Henry Owens (2014)

Eastern League Rookie of the Year:

Mark Kotsay (1997)

Eastern League Manager of the Year:

Carlos Tosca (1996)

Billy McMillon (2014)

"Stars-of-Stars" Award Winner:

Todd Dunwoody (1996, All-Star Game MVP)

Eastern League Comeback Player of the Year:

Alex Gonzalez (1997)

Eastern League Playoff Most Valuable Player:

Brandon Moss (2006)

Howe Sportsdata All-Teenage Team:

Edgar Renteria (1995)

Felix Heredia (1996)

Adrian Gonzalez (2002)

Eastern League Player of the Month:

John Roskos (June 1997)

Cesar Crespo (April 2000)

Josh Beckett (August 2001)

Jacoby Ellsbury (April 2007)

Justin Masterson (July 2007)

Zach Daeges (May 2008)

Aaron Bates (May 2009)

Chih-Hsien Chiang (June 2011)

Chih-Hsien Chiang (July 2011)

Bryce Brentz (May 2012)

Juan Carlos Linares (August 2013)

Mookie Betts (April 2014)

Sean Coyle (June 2014)

Jeremy Barfield (August 2017)

Topps Minor League Player of the Month:

Josh Beckett (August 2001)

SportsTicker Minor League Pitcher of the Year:

Josh Beckett (2001)

Baseball America Minor League Player of the Year:

Josh Beckett (2001)

Yoan Moncada (2016)

Baseball America

Minor League Team of the Year:

Portland Sea Dogs (2014)

Baseball America

Minor League All-Star Team:

Yoan Moncada (2016)

Andrew Benintendi (2016)

Baseball America

Minor League Baseball Manager of the Year:

Carlos Tosca (1996)

Todd Claus (2006)

Baseball America Eastern League Manager of the Year:

Fredi Gonzalez (1997)

USA Today Minor League Player of the Year:

Josh Beckett (2001)

Xander Bogaerts (2013)

Sporting News Minor League Player of the Year:

Josh Beckett (2001)

Topps Minor League Player of the Year:

Josh Beckett (2001)

Topps/MiLB Eastern League Player of the Year:

Chih-Hsien Chiang (2011)

Mookie Betts (2014)

At the Yard Magazine's

Diamond in the Rough Award:

Edgar Martinez (2005)

Bob Freitas Award:

Portland Sea Dogs (1999)

John H. Johnson President's Trophy:

Charlie Eshbach & Portland Sea Dogs (2000)

Eastern League Executive of the Year:

Charlie Eshbach (1994)

Charlie Eshbach (2002)

Geoff Iacuessia (2015)

Eastern League Grounds Crew of the Year:

Portland Sea Dogs (1999)

King Of Baseball

Charlie Eshbach (2013)

MLBPipeline.com Prospect Team of the Year:

Yoan Moncada (2016)

Andrew Benintendi (2016)

Mid-Season All-Star

Game Selections

Carlos Tosca(Mgr), 1995
 Ralphilliard, 1995
 Tim Clark, 1995
 Luis Castillo, 1996
 Todd Dunwoody, 1996
 Mark Kotsay, 1997
 Kevin Millar, 1997
 Amaury Garcia, 1998
 Joe Funaro, 1998
 Michael Tejera, 1999
 Chris Norton, 1999
 Todd Betts, 2000
 Brandon Leese, 2000
 Kevin Olsen, 2001
 Nate Robertson, 2002
 Jesus Medrano, 2002
 Kevin Youkilis, 2003
 Josh Stevens, 2003
 Kelly Shoppach, 2003
 Jeremy Owens, 2003
 Jorge De La Rosa, 2003
 Brett Roneberg, 2004
 Kenny Perez, 2004
 Jeff Bailey, 2004
 Abe Alvarez, 2004
 Sea Dogs Coaching Staff, 2005
 Jared Sandberg, 2005
 Hanley Ramirez, 2005
 Kenny Perez, 2005
 Jonathan Papelbon, 2005
 Brandon Moss, 2005
 Jon Lester, 2005
 Chris Durbin, 2005
 Sea Dogs Coaching Staff, 2006
 Jeremy West, 2006
 Chad Spann, 2006
 Chris Smith, 2006
 Tyler Minges, 2006
 Charlie Zink, 2007
 Jed Lowrie, 2007
 Jeff Corsaletti, 2007
 Clay Buchholz, 2007
 Beau Vaughn, 2008
 Zachary Daeges, 2008
 Jeff Corsaletti, 2008
 Michael Bowden, 2008
 Bubba Bell, 2008
 Junichi Tazawa, 2009
 T.J. Large, 2009
 Jorge Jimenez, 2009
 Lars Anderson, 2009
 Jason Rice, 2010
 Stephen Fife, 2010
 Nate Spears, 2010
 Ray Chang, 2010
 Alex Wilson, 2011

Will Middlebrooks, 2011
 Alex Hassan, 2011
 Stephen Fife, 2011
 Chih-Hsien Chiang, 2011
 Bryce Brentz, 2012
 Chris Hernandez, 2012
 Aaron Kurcz, 2012
 Reynaldo Rodriguez, 2012
 Anthony Ranaudo, 2013
 Christian Vazquez, 2013
 Matt Spring, 2013
 Michael Almanzar, 2013
 Will Latimer, 2013
 Drake Britton, 2013
 Brian Johnson, 2014
 Henry Owens, 2014
 Noe Ramirez, 2014
 Robby Scott, 2014
 Blake Swihart, 2014
 Sean Coyle, 2014
 Derrik Gibson, 2014
 Sea Dogs Coaching Staff, 2015
 William Cuevas, 2015
 Carlos Asuaje, 2015
 Jantzen Witte, 2015
 Robby Scott, 2015
 Marco Hernandez, 2015
 Madison Younginer, 2015
 Jake Romanski, 2016
 Williams Jerez, 2016
 Aneury Tavarez, 2016
 Rafael Devers, 2017
 Williams Jerez, 2017
 Danny Mars, 2017
 Teddy Stankiewicz, 2017
 Kyle Hart, 2018
 Matt Kent, 2018
 Josh Ockimey, 2018

Hanley Ramirez, 2005
 Dustin Pedroia, 2005
 Jon Lester, 2005
 Ray Chang, 2010
 Will Middlebrooks, 2011
 Chih-Hsien Chiang, 2011
 Anthony Ranaudo, 2013
 Henry Owens, 2014
 Aneury Tavarez, 2016
 Jeremy Barfield, 2017
 Danny Mars, 2017

MLB Futures Game Selections

Pablo Ozuna, 1999
 A.J. Burnett, 1999
 Kevin Youkilis, 2003
 Jorge De La Rosa, 2003
 Ron Johnson (Coach), 2003
 Juan Perez, 2004
 Hanley Ramirez, 2005
 Todd Claus (Coach), 2005
 Edgar Martinez, 2006
 Todd Claus (Coach), 2006
 Clay Buchholz, 2007
 Junichi Tazawa, 2009
 Will Middlebrooks, 2011
 Chih-Hsien Chiang, 2011
 Anthony Ranaudo, 2013
 Garin Cecchini, 2013
 Henry Owens, 2014
 Sean Coyle, 2014
 Manuel Margot, 2015
 Andrew Benintendi, 2016
 Yoan Moncada, 2016
 Rafael Devers, 2017

Former Sea Dogs Selected to MLB All-Star Games

Charles Johnson- Marlins	1997
Edgar Renteria- Marlins	1998
Alex Gonzalez- Marlins	1999
Edgar Renteria- Cardinals	2000
Ryan Dempster- Marlins	2000
Charles Johnson- Marlins	2001
Randy Winn- Devil Rays	2002
Luis Castillo- Marlins	2002
Edgar Renteria- Cardinals	2003
Luis Castillo- Marlins	2003
Edgar Renteria- Cardinals	2004
Livan Hernandez- Expos	2004
Livan Hernandez Nationals	2005
Luis Castillo- Marlins	2005
Edgar Renteria- Braves	2006
Brad Penny- Dodgers	2006
Jonathan Papelbon- Red Sox	2006

Eastern League

Year End All-Stars

Charles Johnson, 1994
 Jay Powell, 1995
 Billy McMillon, 1995
 Tony Saunders, 1996
 Todd Dunwoody, 1996
 Luis Castillo, 1996
 Lionel Hastings, 1997
 Mark Kotsay, 1997
 Kevin Millar, 1997
 Alex Gonzalez, 1997
 Michael Tejera, 1999
 Chris Norton, 1999
 Julio Ramirez, 1999
 Pablo Ozuna, 2000
 Jesus Medrano, 2002
 Kevin Youkilis, 2003

SEA DOGS ALL-STARS

Brad Penny- Dodgers	2007	Jonathan Papelbon- Phillies	2012
Jonathan Papelbon- Red Sox	2007	Justin Masterson- Indians	2013
Josh Beckett- Red Sox	2007	David Ortiz- Red Sox	2013
Kevin Youkilis- Red Sox	2008	Dustin Pedroia- Red Sox	2013
Hanley Ramirez- Marlins	2008	Clay Buchholtz- Red Sox	2013
Dustin Pedroia- Red Sox	2008	Jason Grilli- Pirates	2013
Jonathan Papelbon- Red Sox	2008	Jon Lester - Red Sox	2014
Adrian Gonzalez- Padres	2008	Anthony Rizzo - Cubs	2014
Ryan Dempster- Cubs	2008	Brandon Moss - A's	2014
Kevin Youkilis- Red Sox	2009	Anthony Rizzo - Cubs	2015
Hanley Ramirez- Marlins	2009	Jose Iglesias - Tigers	2015
Dustin Pedroia- Red Sox	2009	A.J. Burnett - Pirates	2015
Jonathan Papelbon- Red Sox	2009	Adrian Gonzalez - Dodgers	2015
Adrian Gonzalez- Padres	2009	Jonathan Papelbon - Phillies	2015
Josh Beckett- Red Sox	2009	Xander Bogaerts - Red Sox	2016
Adrian Gonzalez- Padres	2010	Mookie Betts - Red Sox	2016
Hanley Ramirez- Marlins	2010	Jackie Bradley Jr. - Red Sox	2016
Dustin Pedroia- Red Sox	2010	Anthony Rizzo - Cubs	2016
Jon Lester- Red Sox	2010	Jon Lester - Cubs	2016
Clay Buchholz- Red Sox	2010	Steven Wright - Red Sox	2016
Kevin Youkilis- Red Sox	2011	David Ortiz - Red Sox	2016
Jon Lester- Red Sox	2011	Mookie Betts - Red Sox	2017
Adrian Gonzalez- Red Sox	2011	Mookie Betts - Red Sox	2018
Jacoby Ellsbury- Red Sox	2011	Jon Lester - Cubs	2018
Josh Beckett- Red Sox	2011		

SEA DOGS TEAM AWARDS

As Voted on by the Fans

Year	MVP	Pitcher of the Year	10th Player	Citizen of the Year
2018	Josh Ockimey	Matt Kent	Jordan Weems	Nick Lovullo
2017	Jeremy Barfield	Bobby Poyner	Cole Sturgeon	Kevin McAvoy
2016	Aneury Tavarez	Keith Couch	Ryan Court	Mike McCarthy
2015	Sam Travis	William Cuevas	Tim Roberson	Mike McCarthy
2014	Blake Swihart	Henry Owens	Derrick Gibson	Mike McCarthy
2013	Christian Vazquez	Anthony Ranaudo	Matt Spring	Pete Ruiz
2012	Bryce Brentz	Chris Hernandez	Jeremy Kehrt	Matt Spring
2011	Chih-Hsien Chiang	Alex Wilson	Jon Hee	Jeremy Kehrt
2010	Anthony Rizzo	Casey Kelly	Ray Chang	Jason Rice
2009	Jorge Jimenez	Felix Doubront	Juan Apodaca	Blake Maxwell
2008	Zach Daeges	Michael Bowden	Mickey Hall	Iggy Suarez
2007	Jed Lowrie	Clay Buchholz	Bryan Pritz	Iggy Suarez
2006	Brandon Moss	Devern Hansack	Barry Hertzler	Keoni DeRenne
2005	David Murphy	Jon Lester	Raul Nieves	Alberto Concepcion
2004	Brett Roneberg	Abe Alvarez	Joe Kilburg	Ryan Cameron
2003	Jeremy Owens	Josh Stevens	John Nathans	James Johnson
2002	Adrian Gonzalez	Nate Robertson	Anthony Iapoco	Chris Aguila
2001	Kevin Hooper	Kevin Olsen	Eric Gillespie	Ryan Moskau

SEA DOGS NOTES

Three hitters have a franchise high five RBI's in one inning in Sea Dogs History:

David Murphy – May 21, 2006 vs. New Hampshire

Kevin Haverbusch – August 29, 2003 vs. New Haven

Chris Aguila – August 13, 2002 vs. Trenton

SEA DOGS TOP PERFORMANCES

NO HITTERS

Brad Penny
Luis Arroyo
Josh Beckett
Brandon Bowe
Aaron Scheffer
Henry Owens
CG ONE HITTERS
Nate Bump
John Lester
Felix Diaz
Justin Haley
Teddy Stankiewicz
CG TWO HITTERS
Bobby Rodgers
Nate Robertson
Nate Bump
Justin Wayne
Kevin McAvoy
Dedgar Jimenez
Dedgar Jimenez
Kyle Hart

(6 IP) 8/8/99 vs. Trenton
(3 IP)
(7 IP) 8/13/01 @ Binghamton
(1 IP)
(1 IP)
(6 IP) 4/3/14 @ Reading

(7 IP) 6/26/00 vs. Binghamton
(7 IP) 7/11/05 @ New Hampshire
(7 IP) 8/28/07 vs. Trenton
(7 IP) 5/13/16 vs. Binghamton
(9 IP) 8/2/16 vs. Erie

7/5/98 vs. New Haven
6/20/02 vs. Altoona
7/21/02 vs. Binghamton
7/25/02 @ Bowie
(7 IP) 7/25/16 vs. Trenton
(7 IP) 5/10/18 vs. Binghamton
(7 IP) 7/17/18 at Binghamton
(7 IP) 8/2/18 vs. Erie

CG THREE HITTERS

Javier De La Hoya
Hector Mercado
Gregg Press
Michael Tejera
Hansel Izquierdo
Brian Johnson
Trey Ball
GRAND SLAMS
Jesus Tavaréz
Edgar Renteria
Tim Clark
Kevin Millar
John Roskos
John Roskos
Ryan Jackson
Amaury Garcia
Jaime Jones
Fletcher Bates
Nate Rolison
Chris Norton
Jaime Jones
Nate Rolison
Bubba Smith
Luke Wilcox
Like Wilcox
Matt Treanor
Randy Rigsby
Chris Aguila
Dustin Brissson
Justin Sherrod
Kevin Haverbusch
Brett Roneberg
Jeff Bailey
Jared Sandberg
Chad Spann
Brandon Moss
Matt Van Der Bosch
David Murphy
Eric Crozier
Chad Spann
Dusty Brown
Bubba Bell

4/11/94 vs. Canton-Akron
7/22/97 @ New Britain
8/21/97 vs. Trenton
6/16/98 @ New Haven
(7 IP) 9/1/01 @ Altoona
(7 IP) 7/12/14 vs. New Hampshire
(7 IP) 7/17/17 vs. Reading

7/3/94 vs. New Haven
5/16/95 vs. Reading
8/18/95 vs. Harrisburg
7/2/96 vs. New Haven
4/27/97 @ Harrisburg
6/10/97 vs. Trenton
7/18/97 vs. Harrisburg
5/18/98 vs. Binghamton
7/29/98 @ New Haven
8/2/98 vs. New Haven
7/10/99 vs. Norwich
7/11/99 vs. Norwich
7/20/99 @ Binghamton
8/1/99 @ Norwich
4/23/01 @ New Haven
6/7/01 @ Akron
8/28/01 vs. New Haven
5/6/02 vs. New Britain
7/15/02 vs. Erie
8/13/02 vs. Trenton
7/11/03 @ Norwich
8/11/03 @ Reading (Pinch Hit)
8/29/03 vs. New Haven
8/6/04 @ New Britain
6/16/05 @ Harrisburg
7/1/05 vs. Norwich
9/7/05 vs. Trenton** (Walk-off)
4/23/06 @ Harrisburg
4/24/06 @ Altoona
4/30/06 vs. Bowie
5/8/07 vs. Trenton
7/21/07 @ Binghamton
8/4/07 @ Harrisburg
4/18/08 @ Binghamton

Andrew Pinckney
Aaron Bates
Zach Daeges
Lars Anderson
Lars Anderson
Nate Spears
Chih-Hsien Chiang
Anthony Rizzo
Jorge Padron
Chih-Hsien Chiang
Chih-Hsien Chiang
Bryce Brentz
Oscar Tejeda
Matt Spring
Michael Almanzar
Travis Shaw
Michael Brenly
David Chester
Michael Almanzar
Tim Roberson
Rainer Rosario
Jordan Procysen
Rafael Devers
Jeremy Barfield
Mike Olt
Henry Urrutia
Josh Ockimey
Chad De La Guerra
Tate Matheny
3 HOME RUN GAME
Alex Gonzalez
Randy Rigsby
5 HIT GAME
Luis Castillo
Adrian Gonzalez
Joe Kilburg
Sheldon Fulse
Kenny Perez
David Murphy
Tyler Minges
Jeff Natale
Ryan Kalish
Will Middlebrooks
Bryce Brentz
Bryce Brentz
Nick Natoli
Keury De La Cruz
Aneury Tavaréz
Mauricio Dubon
Jeremy Barfield
Rafael Devers
Rafael Devers
Tzu-Wei Lin
Mike Olt
Jordan Procysen
Henry Urrutia
HITTING FOR THE CYCLE
Cesar Crespo
Cory Kaylor
Tim Roberson
Manuel Margot

4/22/08 vs. New Hampshire
5/6/08 vs. New Hampshire
7/27/08 @ Trenton
8/5/08 @ Reading
8/14/08 vs. Altoona
7/9/10 vs. New Britain
7/26/10 @ Binghamton
8/19/10 vs. Altoona
5/6/11 vs. New Britain
6/5/11 @ Altoona
6/25/11 @ New Hampshire
6/12/12 @ Bowie
6/19/12 vs. Harrisburg
5/18/13 vs. Binghamton
5/24/13 @ Binghamton
6/30/13 @ New Hampshire
5/19/14 vs. Binghamton
6/18/14 @ Erie
8/9/14 @ Richmond
5/15/15 @ New Britain
8/3/16 vs. Erie
4/9/17 vs. Reading
5/6/17 vs. Reading
7/6/17 vs. New Hampshire (Walk-off)
7/7/17 vs. Reading
8/3/17 vs. Richmond
4/19/18 vs. Hartford
5/15/18 vs. Reading
6/25/18 at New Hampshire

5/24/97 vs. New Britain
7/11/02 @ New Haven

6/28/96 vs. Norwich
5/25/02 vs. Reading
6/20/04 @ Binghamton
8/29/04 @ Norwich
6/16/05 @ Harrisburg
5/21/06 vs. New Hampshire
6/18/06 @ New Hampshire
7/17/07 @ New Hampshire
5/29/10 vs. New Britain
7/5/11 @ Binghamton
5/13/12 @ Trenton
5/31/12 @ Harrisburg
5/24/13 @ Binghamton
6/27/14 @ Reading
8/18/16 @ Richmond
8/26/16 vs. Trenton
7/6/17 vs. New Hampshire
5/2/17 @ Hartford
5/6/17 vs. Reading
6/21/17 @ Erie
7/7/17 vs. Reading
4/9/17 vs. Reading
8/3/17 vs. Richmond

6/16/00 @ Binghamton
8/4/07 @ Harrisburg
5/15/15 @ New Britain
9/6/15 New Britain

*** Playoff Game vs. Trenton, does not count in official statistics.*

SEA DOGS NOTES

In 25 seasons of play, many former Sea Dogs have made it to the Major Leagues, including five pitchers who have thrown no-hitters, three World Series MVPs, two Rookie of the Year recipients, and two American League MVPs.

No-Hitters

A.J. Burnett	5/12/01 vs. San Diego
Anibal Sanchez	9/6/06 vs. Arizona
Clay Buchholz	9/1/07 vs. Baltimore
Jon Lester	5/19/08 vs. Kansas City
Josh Beckett	5/25/14 vs. Philadelphia

Most Valuable Player

Dustin Pedroia	2008 AL MVP
Mookie Betts	2018 AL MVP

Rookie of the Year

Hanley Ramirez	2006 NL ROY
Dustin Pedroia	2007 AL ROY

World Series MVP

Livan Hernandez	1997 Marlins
Josh Beckett	2003 Marlins
Edgar Renteria	2010 Giants

SINGLE GAME INDIVIDUAL & TEAM RECORDS

TEAM

Batting

At-Bats	61*	vs. New Hampshire	July 2, 2015
Runs Scored	19*	@ New Britain	July 20, 2009
Hits	23	vs. Connecticut	April 26, 2009
RBI	19*	@ New Britain	July 20, 2009
Doubles	9	vs. Akron	June 8, 2017
Triples	3*	vs. Altoona	May 19, 2015
Home Runs	7	vs. New Britain	May 24, 1997
Total Bases	45	@ Erie	August 10, 2016
Walks	17*	vs. Connecticut	April 16, 2008
Strikeouts	21*	vs. Trenton	August 27, 2016
Stolen Bases	6*	@ New Hampshire	July 22, 2012

Pitching

Innings Pitched	17*	vs. Hartford	April 15, 2016
Runs	21	vs. Akron	June 7, 2017
Earned Runs	20	vs. Connecticut	July 29, 2007
Walks	14	@ New Hampshire	May 15, 2013
Strikeouts	23	vs. Bowie	June 11, 2005
Hits	23	vs. New Hampshire	June 2, 2008
Home Runs	7	vs. Binghamton	August 15, 1997
Wild Pitches	7	@ Harrisburg	April 21, 2006
Hit Batsman	5	vs. Binghamton	April 13, 2006

Fielding

Putouts	51*	vs. Hartford	April 15, 2016
Assists	23	vs. Reading	April 7, 1994
Errors	8	vs. New Britain	September 5, 2015
Passed Balls	3	vs. Reading	August 3, 1997
Double Plays	6*	@ New Haven	June 20, 2003

INDIVIDUAL

Batting

At-Bats	8*	Tzu-Wei Lin	vs. Hartford	April 15, 2016
Runs Scored	5*	Cesar Crespo	@ Norwich	June 23, 2000
Hits	5*	Tzu-Wei Lin	@ Erie	June 21, 2017
RBI	7*	Jon Still	@ New Britain	July 20, 2009
Singles	5	Jeff Natale	@ New Hampshire	July 17, 2007
Doubles	3*	Mauricio Dubon	vs. Trenton	August 26, 2016
Triples	3	Sheldon Fulse	@ Norwich	August 29, 2004
Home Runs	3*	Randy Rigsby	@ New Haven	July 11, 2002
Total Bases	13	Alex Gonzalez	@ New Britain	May 24, 1997
Walks	5*	Derek Wathan	vs. Binghamton	August 24, 2001
Strikeouts	5*	Aneury Tavaréz	vs. Trenton	August 27, 2016
Stolen Bases	4	Jeremy Hazelbaker	@ New Hampshire	July 22, 2012
Caught Stealing	2*	Che-Hsuan Lin	@ Richmond	August 13, 2010

Pitching

Innings Pitched	9*	Teddy Stankiewicz	vs. Erie	August 2, 2016
Runs	12*	Charlie Zink	vs. Connecticut	July 29, 2007
Earned Runs	12	Charlie Zink	vs. Connecticut	July 29, 2007
Walks	9	Bobby Rodgers	vs. Norwich	August 4, 1999
Strikeouts	13*	Anthony Ranaudo	vs. Erie	June 13, 2013
Hits	18	Clemente Nunez	@ Canton-Akron	August 7, 1996
Home Runs	5	Bryan Ward	vs. Bowie	May 12, 1997
Wild Pitches	6	Devern Hansack	@ Harrisburg	April 21, 2006
Hit Batsmen	4	Dave Townsend	vs. Harrisburg	July 18, 1997

Fielding

Putouts	25	Alberto Concepcion	@ Bowie	June 11, 2005
Assists	9*	Wilson Valdez	@ Trenton	August 21, 2002
Errors	3*	Jose Rosario	vs. Trenton	April 22, 2017
Passed Balls	3	Ramsey Koeysers	vs. Reading	August 3, 1997

*Occured multiple times, listed last time it occurred

SEASON & FRANCHISE RECORDS

Team Season Batting Records

	Most	Year	Least	Year
Games	143	2007	139	'06, '16-18
At-Bats	4,890	1997	4,512	2002
Hits	1,407	1997	1,138	2002
Runs	824	1997	539	2015
Doubles	304	2011	213	2001
Triples	47	2016	18	2009, '17
Home Runs	191	1997	66	2015
RBI	765	1997	508	2015
Walks	590	2007	394	2016
Strikeouts	1200	2018	888	2006
Stolen Bases	153	1996	54	2008
Average	.288	1997	.244	2001

Team Season Pitching Records

	Most	Year	Least	Year
Complete Games	14	2000	0	'08, '10, '15
Shutouts	16	2006	3	1994
Wins	88	2014	53	2015
Losses	89	2015	54	2014
Saves	45	1996	20	2016
Innings	1,257	2001	1119.2	2002
Walks	553	2007	356	2001
Strikeouts	1,141	2001	864	2000
ERA	4.77	2004	3.24	2001

Franchise Records

Longest Winning Streak	12	April 20-May 7, 1997
Longest Losing Streak	10*	July 29-August 8, 2006
Longest Game (innings)	17*	April 15, 2016 vs. Hartford in 5-2 Portland Loss
Longest Game (time)	5:41	April 16, 2008 vs. Connecticut in 8-7 Portland Win
Longest Nine-Inning Game Time	4:09	May 30, 2008 vs. New Hampshire Win
Shortest Nine-Inning Game	1:54	May 13, 2011 @ New Britain
Largest Margin of Victory (regular)	18*	May 24, 2014 @ New Hampshire in 18-0 Portland Win
Largest Margin of Defeat	17*	August 8, 2018 at Erie
Most Runs Scored	19*	July 20, 2009 @ New Britain in 19-1 Portland Win
Most Runs Allowed	21	June 7, 2017 vs. Akron in 21-4 loss (Game 1 of DH)
Most Runs (Both Teams Combined)	35	April 26, 2009 vs. Connecticut in 20-15 Portland Loss

*Feat accomplished more than once. Last occurrence listed.

SEA DOGS NOTES

Longest Winning Streaks

12 April 25 - May 7, 1997
 11 April 12 - April 26, 2000
 11 April 11- April 24, 1995
 10 August 15 - August 25, 2014
 10 May 31- June 13, 2006
 10 April 7- April 17, 2005
 10 August 22 - August 31, 2000

Longest Losing Streaks

10 July 29 - August 8, 2006
 10 April 10 - April 19, 1994
 9 July 31- August 7, 2003
 8 April 22 - April 29, 2016
 8 July 13 - July 19, 2013
 8 July 21- July 29, 1999
 7* August 18-23, 2017

SINGLE-SEASON RECORDS

BATTING

Minimum 383 Plate Appearances

AVERAGE

Kevin Millar ('97)	.342
Aneury Tavarez ('16)	.335
Kevin Youkilis ('03)	.327
Todd Betts ('00)	.321
Kevin Millar ('96)	.318

HITS

Kevin Millar ('97)	175
Billy McMillon ('95)	162
Ryan Jackson ('97)	153
Todd Dunwoody ('96)	153
Kevin Millar ('96)	150

STRIKEOUTS

Josh Booty ('97)	166
Jeremy Owens ('03)	161
Abraham Nunez ('98)	155
Julio Ramirez ('99)	150
Nate Rolison ('98)	150

ON-BASE %

Kevin Youkilis ('03)	.487
Kevin Millar ('97)	.423
Billy McMillon ('95)	.423
Jeff Natale ('07)	.417
Two Players Tied	.416

RBI

Kevin Millar ('97)	131
Ryan Jackson ('97)	98
Chris Norton ('99)	97
Adrian Gonzalez ('02)	96
Luis Exposito ('10)	94

DOUBLES

Jon Still ('09)	40
Luis Exposito ('10)	39
Chih-Hsien Chiang ('11)	37
Brandon Moss ('06)	36
Two Players Tied	35

WALKS

Billy McMillon ('95)	96
Jeff Natale ('07)	88
Kevin Youkilis ('03)	86
Ralph Milliard ('95)	86
Nate Spears ('10)	84

SLUGGING %

Chris Norton ('99)	.633
Kevin Millar ('97)	.605
Jeremy Barfield ('17)	.584
John Roskos ('97)	.541
Charles Johnson ('94)	.524

HOME RUNS

Chris Norton ('99)	38
Kevin Millar ('97)	32
Charles Johnson ('94)	28
Jeremy Barfield ('17)	27
Ryan Jackson ('97)	26

TRIPLES

Aneury Tavarez ('16)	13
Julio Ramirez ('99)	10
Abraham Nunez ('01)	9
Fletcher Bates ('99)	9
Four Players Tied	8

RUNS SCORED

Nate Spears ('10)	104
Ralph Milliard ('95)	104
Mark Kotsay ('97)	103
Cesar Crespo ('00)	96
Kevin Millar ('97)	94

STOLEN BASES

Julio Ramirez ('99)	64
Luis Castillo ('96)	51
Cesar Crespo ('00)	41
Jesus Medrano ('02)	39
Three Players Tied	35

PITCHING

Minimum 114 Innings Pitched

ERA

Brian Johnson ('14)	1.75
Henry Owens ('14)	2.60
Jon Lester ('05)	2.61
Michael Tejera ('99)	2.62
Tony Saunders ('96)	2.63

SAVES

Bill Hurst ('96)	30
Jay Powell ('95)	24
Hector Almonte ('99)	23
Mike James ('07)	22
Bobby Rodgers ('00)	22

STRIKEOUTS

Brent Billingsley ('98)	183
Jon Lester ('05)	163
Tony Saunders ('96)	156
Michael Tejera ('99)	152
Claudio Vargas ('01)	151

WINS

Henry Owens ('14)	14
Michael Tejera ('99)	13
Tony Saunders ('96)	13
Brandon Leese ('00)	12
Four Players Tied	11

INNINGS PITCHED

Brian Meadows ('97)	175.2
Brandon Leese ('00)	173.2
Brent Billingsley ('98)	171.0
Reynold Mendoza ('95)	168.0
Tony Saunders ('96)	167.2

APPEARANCES

Mick Pageler ('98)	60
Chad Rhoades ('09)	56
Mike James ('07)	55
Felix Heredia ('96)	55
Dan Cherney ('95)	55

LOSSES

Justin Haley ('15)	16
Mike Augliera ('15)	15
Mark Johnson ('98)	14
Brent Billingsley ('98)	13
Teddy Stankiewicz ('18)	13

WALKS

Charlie Zink ('04)	72
A.J. Burnett ('99)	71
Omar Ortiz ('02)	70
Bobby Rodgers ('99)	70
Brent Billingsley ('98)	70

WINNING % (min. 10 dec.)

Brian Johnson ('14)	.833
Kason Gabbard ('06)	.818
Geoff Duncan ('98)	.818
Livan Hernandez ('96)	.818
Will Cunnane ('95)	.818

CAREER SEA DOGS RECORDS

BATTING

Minimum 400 Plate Appearances

AVERAGE

Kevin Millar ('96-'97, '02)	.328
Kevin Youkilis ('03)	.327
Todd Betts ('00)	.321
Luis Castillo ('96)	.317
Joe Funaro ('98-'00)	.314

HITS

Kevin Millar ('96-'97, '02)	326
Cole Sturgeon ('15-'18)	294
Pablo Ozuna('99-'00)	284
Ryan Khourey ('08-'11)	283
Fletcher Bates('98-'99)	283

STRIKEOUTS

Jaime Jones ('98-'01)	275
Nate Rolison('98-'99, '01)	269
Ryan Khourey ('08-'11)	266
Jeff Bailey('01, '04-'05)	252
Iggy Suarez ('06-'09)	242

ON-BASE %

Kevin Youkilis ('03)	.487
Billy McMillon ('95)	.423
Todd Betts ('00)	.416
Jeff Natale ('07-'08)	.415
Two Players Tied	.412

RBI

Kevin Millar ('96-'97, '02)	220
Chris Norton ('98-'00)	159
Nate Rolison('98-'99, '01)	154
Tim Clark ('94-'95)	153
Jeff Bailey('01, '04-'05)	150

DOUBLES

Chih-Hsien Chiang ('10-'11)	72
Ryan Khourey ('08-'11)	71
Brandon Moss ('05-'06)	67
Kevin Millar ('96-'97, '02)	66
Two Players Tied	64

WALKS

Ryan Khourey ('08-'11)	168
Jeff Corsaletti('07-'08)	136
Nate Rolison('98-'99, '01)	133
Jeff Bailey('01, '04-'05)	130
Travis Shaw ('12-'14)	128

SLUGGING %

Chris Norton ('98-'00)	.588
Kevin Millar ('96-'97, '02)	.552
Ryan Jackson ('97)	.544
Chih-Hsien Chiang ('10-'11)	.516
Charles Johnson ('94-'95)	.516

HOME RUNS

Chris Norton ('98-'00)	54
Kevin Millar ('96-'97, '02)	51
Jeff Bailey('01, '04-'05)	33
Nate Rolison('98-'99, '01)	33
John Roskos ('96-'97)	33

TRIPLES

Aneury Tavarez ('15-'17)	14
Fletcher Bates ('98-'99)	14
Pablo Ozuna('99-'00)	13
Abraham Nunez('00-'01)	12
Two Players Tied	11

RUNS SCORED

Ryan Khourey ('08-'11)	178
Kevin Millar ('96-'97, '02)	164
Brandon Moss('05-'06)	163
Jeff Corsaletti ('07-'08)	153
Nate Rolison('98-'99, '01)	152

STOLEN BASES

Jeremy Hazelbaker ('11-'12)	68
Pablo Ozuna('99-'00)	66
Julio Ramirez ('99)	64
Quincy Foster ('00-'02)	58
Two Players Tied	51

PITCHING

Minimum 120 Innings Pitched

ERA

Jon Lester ('05, '07)	2.57
Marc Valdes ('94, '96)	2.59
Tony Saunders ('96-'97)	2.71
Geoff Duncan ('98-'00)	2.81
Junichi Tazawa ('09-'10)	2.98

SAVES

Bill Hurst ('96-'97)	30
Bobby Rodgers('98-'02)	27
Hector Almonte('98-'00)	26
Three Players Tied	24
Noe Ramirez ('13-'14)	23

STRIKEOUTS

Michael Tejera('98-'99, '01)	380
Teddy Stankiewicz ('16-'18)	317
Bobby Rodgers ('98-'02)	293
Chris Smith ('04-'07)	292
Bryan Ward ('95-'97)	264

WINS

Michael Tejera('98-'99, '01)	31
Keith Couch ('13-'14, '16)	28
Chris Smith ('04-'07)	24
Charlie Zink ('03-'07)	22
Bryan Ward ('95-'97)	22

INNINGS PITCHED

Teddy Stankiewicz ('16-'18)	423.2
Michael Tejera('98-'99, '01)	403.0
Jeremy Kehrt ('10-'14)	386.1
Brandon Leese('98-'00)	381.2
Nate Bump ('99-'02)	375.0

APPEARANCES

Scott Henderson ('99-'01)	124
Bobby Rodgers ('98-'02)	114
Mike James ('07-'08)	101
Dan Cherrey ('95-'97)	100
Chad Rhoades('08-'09)	97

LOSSES

Teddy Stankiewicz ('16-'18)	28
Nate Bump ('99-'02)	26
Mike Augliera ('14-'15)	25
Kason Gabbard('04-'06, '09)	23
Two Players Tied	22

WALKS

Charlie Zink ('03-'07)	188
Kason Gabbard('04-'06, '09)	144
Bobby Rodgers ('98-'02)	143
Kevin McAvoy ('16-'18)	130
Jeremy Kehrt ('10-'14)	123

WINNING % (min. 12 dec.)

Brian Johnson ('14)	.833
Hector Mercado ('97)	.786
Tony Saunders('96-'97)	.765
Robby Scott ('14-'15)	.750
Antonio Alfonseca ('95)	.750

SEA DOGS ALL-TIME ROSTER

A

Abbott, Jeff	2001
Adams, Brian	2003
Adamson, Joel	1994
Aguila, Chris	2001-02
Aldred, Scott	2003
Alfonseca, Antonio	1995
Alkire, Jeff	1996
Allday, Forrestt	2015
Almanza, Armando	1999
Almanzar, Carlos	2007
Almanzar, Michael	2013-14
Almonte, Hector	1999-00
Alvarez, Abe	2004
Alvarez, Jimmy	2004
Alvarez, Jorge	1994
Anderson, Lars	2008-10
Apodaca, Juan	2008-10
Aquino, Luis	1994
Aro, Jonathan	2015
Arroyo, Luis	1999
Asencio, Miguel	2008
Astacio, Pedro	2004
Asuaje, Carlos	2015
Atkins, Mitch	2016
Augliera, Mike	2014-15
Aversa, Joe	1996

B

Bacani, David	2006-07
Bailey, Andrew	2012
Bailey, Jeff	2001, '04-05
Baillie, Stefan	2004-05
Bajoczky, Tony	2007
Balcom-Miller, Chris	2011-13
Ball, Trey	2017-18
Bard, Daniel	2008, '13
Barfield, Jeremy	2017
Barnes, John	2007
Barnes, Matt	2013, '17
Bates, Aaron	2007-09
Bates, Fletcher	1998-99
Beam, Randy	2005-06
Beazley, Travis	2009
Beckett, Josh	2001
Beckett, Robbie	1996
Beeks, Jalen	2016-17
Bell, Bubba	2007-09
Benintendi, Andrew	2016
Benz, Jake	1999-00
Berg, Dave	1996
Bermudez, Ronald	2011-13
Bethea, Danny	2014-17
Betts, Jordan	2016, '18
Betts, Mookie	2014-15
Betts, Todd	2000
Billingsley, Brent	1998
Bladel, Johnny	2018
Blair, Carson	2014
Blanke, Mike	2015

Blasi, Blake	2003
Bogaerts, Xander	2012-13
Booty, Josh	1997-98
Borowiak, Zach	2003, '05-'07, '09
Boscan, Wilfredo	2014
Bowden, Michael	2007-08
Bowe, Brandon	2001-02
Bradley Jr., Jackie	2012
Brenly, Michael	2014-15
Brentz, Bryce	2012, '16
Breslow, Craig	2013
Bridges, Donnie	2002
Brisson, Dustin	2003
Britton, Drake	2012-13
Brooks, Conor	2004-05
Brooks, Frank	2006
Brown, Dusty	2006-07
Brown, Jason	2001
Brown, Ron	1996
Brown, Tonayne	2003
Buchholz, Clay	2007-08
Buckley, Jim	2005
Buckner, Billy	2012
Bumatay, Mike	2006
Bump, Nate	1999-02
Burgus, Travis	1997-99
Burnett, A.J.	1999
Butler, Dan	2011-12
Buttrey, Ty	2016-17

C

Cabral, Cesar	2011
Callahan, Jamie	2017
Cameron, Mike	2010
Cameron, Ryan	2003-04
Cames, Aaron	1999
Campo, Mike	2004
Candeleria, Ben	2000-02
Carlson, Jesse	2012
Carpenter, Chris	2012
Castillo, Luis	1996
Castillo, Rusney	2014
Castro, Nelson	2003
Castro, Ramon	1998
Castro, Tony	1997
Catalanotte, Greg	2003
Cecchini, Garin	2013
Celestino, Miguel	2013-15
Chang, Ray	2010
Chapman, Jake	2003
Chauncey, Clint	2004
Chavez, Carlos	1997
Chavez, Chris	2002
Chavez, Dirimo	2005
Chavez, Rafael	1994
Chavis, Michael	2017-18
Chergey, Dan	1995-97
Chiang, Chih-Hsien	2010-11
Chester, David	2014-15
Christian, Eddie	1994

Christman, Tim	2002
Clapinski, Chris	1995-96, '01
Clark, Chris	1999-02
Clark, Tim	1994-95
Clay, Caleb	2011-12
Cello, Robert	2010
Cooney, Harrison	2018
Comer, Scott	2000
Concepcion, Alberto	2004-06
Cook, Hayward	1996-98
Coquillet, Trace	2002-03
Cornelius, Reid	1997
Cornely, John	2015
Corsaletti, Jeff	2007-08
Cosart, Jake	2017-18
Couch, Keith	2013-14, '16
Court, Ryan	2016
Cox, Bryce	2007-10
Coyle, Sean	2014, '16
Crawford, Carl	2012
Crespo, Cesar	2000
Cromer, Brandon	1998
Crozier, Eric	2007
Cueto, Jose	2002
Cuevas, William	2015
Cunnane, Will	1995-96

D

Daeges, Zach	2008
Dahlstrand, Jacob	2016-17
Dalbec, Bobby	2018
Daniel, Mike	1994
Danielson, Sean	2008
Darensbourg, Vic	1994
Decker, Cody	2016
De La Cruz, Keury	2014-15
De La Guerra, Chad	2017-18
De La Hoya, Javier	1994
De La Rosa, Jorge	2003
Delcarmen, Manny	2005, '10
Dempster, Ryan	1998
Dening, Mitch	2011
Dent, Ryan	2011-14
DePew, Jake	2017
De Renne, Keoni	2006
Deschenes, Marc	2004-05
Devers, Rafael	2017
Devey, Phil	2005
DeWitt, Scott	1998
Diaz, Argenis	2008-09
Diaz, Dayan	2014-15
Diaz, Felix	2007
Diaz, Luis	2014-15
Dina, Allen	2002
DiNardo, Lenny	2004, '06
Dobies, Andrew	2006-10
Dominique, Andy	2003
Dominguez, Drew	2011
Donaldson, Bo	2004
Doubront, Felix	2009-11, '14

SEA DOGS ALL-TIME ROSTER

Doyle, Terry	2013	Goodson, Matt	2006-08	Hooper, Kevin	2001
Drehoff, Jake	2016-17	Gorst, Matthew	2018	Hottovy, Tommy	2006-11
Drew, Stephen	2013	Gousha, Sean	1994	Howell, Jason	2004
Drumright, Mike	2001	Gragnani, Reed	2015-16	Howell, Jeff	2011
Duarte, Marco	2012	Granadillo, Tony	2007-08	Huntzinger, Brock	2011-13
Dubon, Mauricio	2016	Greenwell, Bo	2014	Hurst, Bill	1996-97
Duncan, Geoff	1998-00	Gregor, Conrad	2018		
Dunwoody, Todd	1996	Grilli, Jason	2001		I
Durbin, Chris	2005-06	Grover, Taylor	2016-17	Iapoe, Anthony	2002
Duvall, Mike	1997	Gunkel, Joe	2015	Iglesias, Jose	2010
	E	Gulan, Michael	1998	Izquierdo, Hansel	2001-02
Edmondson, Brian	2001		H		J
Elhrich, Drew	2004	Haeger, Charlie	2011, '13	Jackson, Kyle	2005-08
Elias, Roenis	2017	Haigwood, Daniel	2007-08	Jackson, Ryan	1997
Ellsbury, Jacoby	2006-07, '10	Haines, Talley	2005	Jacobs, Brandon	2013
Elmore, Chris	2003	Haley, Justin	2014-16	Jacobsen, Joe	1997-98
Engel, Reid	2009	Hall, Mickey	2008	James, Mike	2007-08
Erickson, Matt	1999-00	Hammond, Chris	1994	Jenks, Bobby	2011
Esbobar, Leonel	2013	Hamulack, Tim	2002, '04	Jerez, Williams	2015-17
Evert, Brett	2006	Hancock, Chris	1995	Jimenez, Dedgar	2017-18
Exposito, Luis	2009-10	Hanigan, Ryan	2015-16	Jimenez, Jorge	2008-09
	F	Hansack, Devern	2006	Jimenez, Luis	2006
Federowicz, Tim	2011	Hansen, Craig	2005-06	Johns, Bryan	2012
Fernandes, Kyle	2007-11	Harper, Brandon	2000-01	Johnson, Brian	2014
Fesh, Sean	2002	Harris, Doug	1996	Johnson, Charles	1994-95
Fields, Josh	2011-12	Hart, Kyle	2018	Johnson, Eric	2004
Fife, Stephen	2010-11	Hernandez, Darwinzon	2018	Johnson, James	2003-04
Fisher, Pete	2005	Hassan, Alex	2011	Johnson, Jay	2006-08
Fontenot, Joe	1998	Hastings, Lionel	1996-97, '99	Johnson, Kelly	2014
Fossum, Casey	2003	Hattig, John	2003-04	Johnson, Kris	2008-09
Foster, Quincy	2000-02	Haverbusch, Kevin	2003	Johnson, Mark	1998
Fox, Chad	2003	Haynes, Heath	1997	Johnson, Matty	2013
Frederick, Kevin	2006	Hazelbaker, Jeremy	2011-12	Jones, Hunter	2007-08
Freiman, Nate	2016	Headley, Justin	2003-04	Jones, Jaime	1998-01
Frias, Vladimir	2011	Hebson, Bryan	2004	Jordan, Brantley	2005
Fulse, Sheldon	2004-05	Hedman, Drew	2012	Jorgensen, Ryan	2002
Funaro, Joe	1998-00	Hedrick, Justin	2009	Jorgensen, Terry	1994
	G	Hee, Jon	2011-12	Juelsgaard, Jarod	1994-95
Gabbard, Kason	2004-06, '09	Heinrichs, Jon	1999		K
Gamble, Jerome	2003-04	Heller, Kevin	2013-15	Kaercher, Matt	2003
Garcia, Amaury	1998	Henderson, Ryan	2000	Kalish, Ryan	2009-10, '12
Gardner, Jarrett	2004	Henderson, Scott	1999-01	Kaminska, Kyle	2013, '15
Garrison, Seth	2011	Henkel, Rob	2002	Kapler, Gabe	2003, '06
Gassner, Dave	2008	Heredia, Felix	1996	Katzaroff, Rob	1995
Gedman, Matthew	2011	Heredia, Wilson	1995	Kehrt, Jeremy	2010-14
Gentile, Zach	2012	Hermida, Jeremy	2010	Kelley, Trevor	2017-18
Gibson, Derrik	2012-14	Hernandez, Chris	2012-13	Kelly, Casey	2010
Gillespie, Eric	2001	Hernandez, Jayson	2012	Kelly, Dustin	2004, '06
Glaser, Eric	2003-04	Hernandez, Livan	1996	Kelly, Heath	2001-02
Gload, Ross	2000	Hernandez, Marco	2015	Kendrena, Ken	1994
Goelz, Jim	2003	Herndon, Junior	2003	Kent, Matt	2018
Goetz, Geoff	2000-02	Herold, Mitch	2010	Kester, Tim	2003
Gonzalez, Adrian	2002	Hertzler, Barry	2005-07	Keylor, Cory	2007
Gonzalez, Alex	2005	Hill, Rich	2012	Khoury, Ryan	2008-11
Gonzalez, Alex	1996-97	Hirtensteiner, Rick	1994	Kilburg, Joe	2004
Gonzalez, Gabe	1997, '99	Hissey, Peter	2012-14	Kleinz, Larry	1999
Gonzalez, Juan	1997	Holdzkorn, Lincoln	2007	Klepacki, Ed	2002
Gonzalez, Miguel	2011	Holt, Brock	2017	Knotts, Gary	1999-00
Goodell, Steve	1998	Honeycutt, Heath	2000-02	Koeyers, Ramsey	1997

SEA DOGS ALL-TIME ROSTER

Kotsay, Mark 1997
Kottaras, George 2006
 Kraus, Kyle 2013-15
Kremers, Jimmy 1995
 Kuilan, Hector 1998-99
 Kumagai, Ryo 2003
 Kurcz, Aaron 2012, '14

L

Lackey, John 2013
 Lakins, Travis 2017-18
 Lambert, Jeremy 2004
 Lanigan, Bobby 2013
 Lara, Nelson 2000
 Large, T.J. 2008-10
Larkin, Andy 1995-96, '99
 Larson, Ryan 2004
 Latimer, Will 2009, '11-13
 Lau, Adam 2018
Lavarney, Ryan 2010-11, '14
 Lawley, Dustin 2015
 Lawson, Ryne 2008-10
 Leahy, Pat 1994-95
 Lee, Michael 2011-12
 Leese, Brandon 1998-00
 Lemon, Don 1994-95
 Lentz, Richie 2008-09
 Leon, Carlos 2003
 Leonard, Mike 2006
Lester, Jon 2005, '07
 Levan, Matt 2001
 LeVier, Bret 2005
Light, Pat 2015
Lin, Che-Hsuan 2010-11
Lin, Tzu-Wei 2015-17
 Linares, Juan Carlos 2010, 12-13
 Lobaton, Jose 1999
 Lockwood, Mike 2004
Lombard, George 2004
 Longhi, Nick 2017
 Loop, Derrick 2009
 Lopez, Angel 2002
 Lopez, Deiner 2017-18
 Lopez, Gustavo 2002
 Lopez-Cao, Mike 2004
 Lovullo, Nick 2016-18
Lowrie, Jed 2007, '09
 Loyd, Brian 2003
 Lucca, Lou 1995
 Lucena, Isaias 2018
 Luis, Santo 2010-11

M

MacDonald, Mike 2012
Mack, Quinn 1996
 Madden, Charlie 2018
Maddox, Austin 2016-18
 Madera, Chris 2016, '18
 Madera, Sandy 2008
Mairena, Oswaldo 2001

Malinoski, Chris 1994
Maloney, Matt 2013
Mann, Jim 2005
Mantei, Matt 1995, '97
 Marban, Jorge 2015
Margot, Manuel 2015
Marrero, Deven 2013-14
Martin, Chris 2011-13
Martin, Kyle 2015
 Martinez, Algenis 2018
Martinez, Anastacio 2003
 Martinez, Edgar 2004-06
Martinez, Luis 2015
 Martinez, Ramon 1994
 Mars, Danny 2017-18
 Massingale, Matt 2002
Masterson, Justin 2007-08, '15
 Matheny, Tate 2018
Matsuzaka, Daisuke 2009, '12
 Maxwell, Blake 2007, '09-'11
 McAvoy, Kevin 2016-18
 McCarthy, Mike 2013-16
 McClaskey, Tim 2001
 McCurtain, Paul 1998, '01
 McGowan, Sean 2003-04
 McGrath, Daniel 2018
McGraw, Tom 1994-95
McMillon, Billy 1995
Meadows, Brian 1996-97
 Medrano, Jesus 2002-04
 Melconian, Alex 2000
Mendoza, Luis 2006
 Meneses, Heiker 2011-14, 17
 Mendoza, Reynol 1995-96
Mercado, Hector 1997
 Mercedes, Simon 2015-16
Meredith, Cla 2005
 Meyers, Mike 2017
Middlebrooks, Will 2011
Millar, Kevin 1996-97, '02
 Miller, Derek 2016
Miller, Mike 2014-16
 Miller, Ryne 2009-10
Miller, Wade 2005
Milliard, Ralph 1995-97
 Mills, Adam 2008-09
 Minges, Tyler 2006
 Miniel, Rene 2003
 Mix, Greg 1995-97
Moncada, Yoan 2016
 Monge, Joseph 2017
 Montalbano, Greg 2003-04
Morales, Franklin 2013
 Morales, Steve 1998, '02
Mortensen, Clayton 2012
 Moskau, Ryan 2000-01
Moss, Brandon 2005-06
 Mull, Blaine 1998
Murphy, David 2005-06

Myrow, Brian 2006
N
 Nall, T.J. 2007
 Natale, Jeff 2007-08
 Natoli, Nick 2012-13
 Nathans, John 2003-04
Nava, Daniel 2009
Navarro, Yamaico 2009-10
Neal, Blaine 2001
Negron, Kris 2008
Nelson, Joe 2004
 Newlin, Jim 1994
 Nicolas, Michael 2003
 Niesen, Eric 2013
 Nieves, Raul 2003-05
 Niles, Drew 1999-02
 Nishioka, Tanner 2018
 Norris, Joe 1997
 Norton, Chris 1998-00
Nunez, Abraham 2000-01
 Nunez, Clemente 1996
 Nunez, Jhon 2018

O

O'Halloran, Greg 1994
 O'Keefe, Mike 2004-05
 O'Neill, Doug 1996
 Ockimey, Josh 2017-18
 Olinger, Durin 2018
 Olivares, Gerardo 2013
 Oliver, Jared 2018
 Olmsted, Michael 2014
Olsen, Kevin 2000-01
Olt, Mike 2017-18
Ortiz, David 2008
 Ortiz, Omar 2002
 Otness, John 2007-09
 Ott, Matty 2013-14
Owens, Henry 2013-14, 17
 Owens, Jeremy 2003
Ozuna, Pablo 1999-00

P

Pachot, John 2000
 Padgett, Matt 2002
 Padron, Jorge 2010-11
 Pageler, Mick 1998-99
 Pahucki, Dave 2003, '05
 Paniagua, Salvador 2007
Papelbon, Jonathan 2005
 Papelbon, Joshua 2009
 Parisi, Mike 1997
 Paskievitch, Tom 1994
Pauley, David 2005-06
 Pearsall, JJ 2002
Pearson, Jason 2005
Pedroia, Dustin 2005
 Peebles, Mike 2002
 Peley, Josue 2010
 Pena, Mickey 2013-14

SEA DOGS ALL-TIME ROSTER

Penny, Brad	1999	Roa, Joe	2001	Smith, Chris	2004-07
Perez, Juan	2003-04	Roberson, Tim	2015-16	Smith, Jeff	2003
Perez, Kenny	2004-05	Robertson, Jason	1996	Smith, Josh	2017-18
Perez, Rafael	2013	Robertson, Nate	2002	Smith, Marquez	2012
Perez, Yorkis	1994	Robertson, Ryan	1998-99	Smoltz, John	2009
Perigny, Don	1994	Rodgers, Bobby	1998-02	Snare, Ryan	2002
Petersen, Bryan	2010	Rodriguez, Eduardo	2014, '17-'18	Solis, Ali	2016
Petersen, Matt	1994	Rodriguez, Maximo	1996	Spann, Chad	2005-07
Pettit, Doug	1995	Rodriguez, Reynaldo	2011-12	Spears, Nate	2010
Phoenix, Wynter	2000-01	Rodriguez, Victor	1997-99	Spencer, Stanley	1994-95
Pimentel, Stolmy	2011-12	Rogers, Joe	2004	Spoone, Chorye	2012
Pimentel, Yankory	2017-18	Rojas, Euclides	1995	Spring, Matt	2011-14
Pinckney, Andrew	2007-08	Rolison, Nate	1998-99,'01	Stanifer, Rob	1996
Place, Jason	2009-10	Romanski, Jake	2015-17	Stanley, Jered	2008
Plummer, Jarod	2009	Roneberg, Brett	2001,'04	Stankiewicz, Teddy	2016-18
Polanco, Enohal	2000	Roof, Jonathan	2014-15	Stevens, Josh	2003-04
Pomeranz, Drew	2018	Rosario, Alberto	2013	Still, Jon	2009
Portice, Eammon	2010-12	Rosario, Charle	2011-12	Striz, Nate	2013
Povich, Chad	2007	Rosario, Jose	2017	Sturge, Justin	2005-06
Poyner, Bobby	2017-18	Rosario, Rainel	2016	Sturgeon, Cole	2015-18
Powell, Jay	1995	Rosenbaum, Danny	2015	Suarez, Alixon	2015
Press, Gregg	1997	Roskos, John	1996-97	Suarez, Iggy	2006-09
Pressly, Ryan	2012	Ross, David	2013	Sweeney, Ryan	2012
Pritz, Bryan	2006-08	Rozier, Mike	2006	Swihart, Blake	2014-15
Procyshen, Jordan	2017-18	Rudolph, Mason	1995		T
Province, Chris	2009	Rudrude, Brett	2003	Tavarez, Aneury	2015-17
	Q	Ruiz, Pete	2013-14	Tavarez, Jesus	1994
Quevedo, Heri	2015-16	Rusch, Matt	2011	Taylor, Ben	2016
Quiroz, Esteban	2018	Rutledge, Josh	2017	Taylor, Josh	2018
			S	Tazawa, Junichi	2009, 2011
	R	Sanchez, Anibal	2005	Tejeda, Oscar	2011-2,'15
Raleigh, Matt	2000	Sandberg, Jared	2005	Tejera, Michael	1998-99,'01
Ramirez, Hanley	2004-05	Santos, Jose	2002	Tekotte, Blake	2015
Ramirez, Julio	1999	Sappelt, Dave	2015	Tendler, Luke	2018
Ramirez, Noe	2013-14	Saunders, Tony	1996-97	Thomas, Tony	2011, '13
Ramos, Henry	2014-16	Scheffer, Aaron	2001	Thornburg, Tyler	2018
Ramos, Victor	2006	Schifano, Tony	1999	Thornton, Paul	1996
Ray, Jayce	2016	Schneidmiller, Gary	2004	Tobias, Josh	2017-18
Ranaudo, Anthony	2012-13	Schrager, Tony	2003	Tomori, Denney	2005
Rector, Bobby	1997-99	Schunk, Jerry	1994	Torres, Tony	1995-97
Reddick, Josh	2007-09	Scott, Robby	2014-15	Tovar, Carlos	2017
Redmond, Mike	1995-96,'98	Searles, Jon	2006	Townsend, Dave	1997-98
Reed, Nate	2014	Segovia, Luis	2010	Travis, Sam	2015
Reese, Nate	1999-00	Seibel, Phil	2004, '06	Treanor, Matt	2001-02
Reeves, Glenn	1997-99	Sergeant, Joe	2002	Tucker, Rusty	2006
Rei, Austin	2018	Shaw, Travis	2012-14	Turley, Nik	2016
Renda, Tony	2018	Shawaryn, Mike	2018	Turpen, Daniel	2010
Renteria, Edgar	1995	Sheely, Matt	2009-10	Twomley, Jason	2006
Renteria, Edinson	1994	Sheff, Chris	1994-96		U
Reynoso, Ryne	2010	Sheffield, Gary	1994	Urquidez, Jason	2012
Rhoades, Chad	2008-09	Shepherd, Chandler	2016	Urrutia, Henry	2017
Rice, Jason	2010	Sherrod, Justin	2003		V
Richards, Mark	1998	Shibilo, Andy	2003	Valdes, Marc	1994-95
Richardson, Dustin	2008-09	Shoemaker, Scott	2005-07	Valdez, Alex	2011
Rigsby, Randy	2000, '02	Shoppach, Kelly	2003	Valdez, Jose	2014
Rijo, Wendell	2016	Skinner, John	2002	Valdez, Wilson	2002
Rivera, Jeremy	2018	Sloan, Brandon	2002	Van Der Bosch, Matt	2005-06
Rivero, Carlos	2014	Smith, Bubba	2001	Vaquedano, Jose	2006-08
Rizzo, Anthony	2010	Smith, Carson	2016-17	Vardijan, Dan	1998-99

SEA DOGS ALL-TIME ROSTER

Vargas, Claudio	2000-01	Fenster, Darren	2018
Vasquez, Carlos	2008	Fox, Eric	2002
Vaughan, Beau	2004,07-08	Gonzalez, Fredi	1997
Vazquez, Christian	2012-13, '18	Johnson, Ron	2003-04
Vazquez, Will	2010-11	Jones, Lynn	1998
Victorino, Shane	2015	McMillon, Billy	2014-15
Villafuerte, Brandon	1998-99	Renteria, Rick	2000-01
Villanueva, Elih	2017	Tosca, Carlos	1994-96
Villegas, Felix	2003		
Vinicio, Jose	2015-16		
Vitek, Kolbrin	2012-13		

COACHES

W		Abbott, Paul	2018
Wagner, Mark	2008-09, '11	Adams, Ace	2006
Wainhouse, David	1995	Andrews, Jeff	2001
Waller, Casey	1995	Arroyo, Fernando	2005
Ward, Bryan	1995-97	Budaska, Mark	2003
Wathan, Derek	2000-01	Burns, Britt	1997
Wathan, Dusty	2001	Castro, Jose	1994,'99-01
Wayne, Justin	2002	Cather, Mike	2007-09
Weatherby, Charlie	2003-04	DeMerritt, Marty	1994
Webster, Allen	2012-13	Gale, Rich	1995-96
Weems, Jordan	2015-16, '18	Gedman, Rich	2013-14
Weiland, Kyle	2010	Jiang, Mickey	2016-17
Welch, Stefan	2014	Jopple, Dave	2008-12,'15
West, Jeremy	2005-06	Joyce, Kenny	1996
Whisenant, Matthew	1995	Kipper, Bob	2003-04,'10-14
White, Derrick	1994	Luebber, Steve	1999-00
White, Matt	2003	May Jr, Lee	2017-18
White, Walter	1998	Montz, Luke	2018
Whitten, Mike	1994	Morman, Russ	2004-07
Wilkerson, Aaron	2015-16	Nunnally, Jon	2016
Wilkerson, Shannon	2012-14	Pentland, Jeff	1995
Wilcox, Luke	2001	Peterson, Brian	1998
Wilson, Alex	2010-11	Raleigh, Matt	2002
Wilson, Josh	2002	Rende, Sal	1997-98
Wilson, Pookie	1995-97	Signore, Tom	2002
Winn, Randy	1997	Thurston, Joe	2015
Witte, Jantzen	2015-16, '18	Walker, Kevin	2015-17
Woodards, Orlando	2002		
Workman, Brandon	2012-13,'16		
Wort, Rob	2016		
Wright, Steven	2012, '14		

Y

Yarnall, Ed	1998
Yaughn, Kip	1994
Yockey, Mark	1994
Youkilis, Kevin	2003
Young, Colin	2004
Youngbauer, Scott	2005, '07
Younginer, Madison	2014-15
Ysla, Luis	2016-17

Z

Zink, Charlie	2003-07
----------------------	---------

MANAGERS

Beyeler, Arnie	2007-10
Boles, Kevin	2011-13
Cacciatore, Frank	1999
Claus, Todd	2005-06
Febles, Carlos	2016-17

TRAINERS

Abraham, Tim	1996-98
Buchheit, Paul	2010
Basham, Gene	2002
Gallon, Scott	2017-18
Henry, Brandon	2012-15
Jaquette, B.J.	2003
Jochim, Jon	2009
Kennedy, Shane	2000
McGowan, Mike	1995
Mendez, Josue	2001
Pearson, Brad	2007-08
Slagle, Lee	2004
Sorensen, Todd	1994
Takahashi, Masai	2005-06
Velazquez, Eric	2016
Williams, Harold	1999

Total Number of Players by Year:

1994.....	38
1995.....	35
1996.....	34
1997.....	37
1998.....	38
1999.....	36
2000.....	35
2001.....	36
2002.....	47
2003.....	52
2004.....	54
2005.....	49
2006.....	50
2007.....	49
2008.....	48
2009.....	46
2010.....	46
2011.....	52
2012.....	60
2013.....	56
2014.....	51
2015.....	56
2016.....	52
2017.....	51
2018.....	54

BOLD= Played in the Majors

**Total Sea Dogs to Appear
in the Majors
291**

**Total Players
for the Sea Dogs:
750**

SEA DOGS HALL OF FAME



CHARLES JOHNSON

2005 Inductee

1994-1995

Catcher


134 Games, .260 AVG., 28 HR, 80 RBI

1994 Eastern League All-Star

1994 Baseball America & USA Today Minor League All-Star

Five-Time National League Gold Glove Award Winner

Named to 1997 & 2001 Major League All-Star Team



CARLOS TOSCA

2005 Inductee

1994-1996

Manager

Record: 229-195 (.540)

1995 & 1996 Eastern League Northern Division Champions


1995 Double-A All Star Game (Managed the National League Team)

1995 Florida Marlins Carl Barger Player Development Person-of-the-Year

1996 Eastern League Manager of the Year

1996 Baseball America Minor League Manager of the Year

2002-2004 Toronto Blue Jays Manager



KEVIN MILLAR

2006 Inductee

1996, 1997 & 2002

First Base/Outfield

268 Games, .328 AVG., 51 HR, 220 RBI

1997 Eastern League MVP (.342 AVG., 32 HR, 131 RBI)

Reached base safely in a Minor League Baseball Record 71 straight games

Member of the 2004 World Champion Boston Red Sox



ROBERT GANLEY

2006 Inductee

1986-2000

Portland City Manager

His leadership, vision, and determination

led to the construction of

Hadlock Field and the successful bid

to bring the Sea Dogs to Portland.



EDGAR RENTERIA

2007 Inductee

1995

Shortstop

135 Games, .268 AVG., 7 HR, 68 RBI, 30 SB

1995 Florida Marlins Minor League Player of the Year

Delivered World Series-Winning Hit for the 1997 Florida Marlins

Five Time MLB All-Star

Two-Time Gold Glove Award Winner

Three-Time Silver Slugger Award Winner (2000, 2002, 2003)

2010 World Series MVP for the San Francisco Giants

SEA DOGS HALL OF FAME



FREDI GONZALEZ

2007 Inductee

1997

Manager

Record: 79-63 (.556)


1997 Eastern League Northern Division Champions

1997 Baseball America Eastern League Manager of the Year

Holds highest career managerial winning percentage (.556) in
Sea Dogs history

Manager of the Florida Marlins from 2007-2010

Named Manager of the Atlanta Braves in 2011



LIVAN HERNANDEZ

2008 Inductee

1996-1997

Pitcher

16 Games, 9-2, 4.25 ERA, 97 SO

1997 World Series MVP

Two time Major League Baseball All-Star



JOHN BOLES


2008 Inductee

Florida Marlins Director of Player Development

Made the decision to affiliate with Portland Sea Dogs

Architect of the Sea Dogs' 1995, 1996, & 1997 Northern Division
Championship Teams

Managed the Florida Marlins 1999-2001



MARK KOTSAY

2009 Inductee

1997

Outfield

114 Games, .306 AVG., 103 R, 20 HR, 77 RBI, 17 SB

1997 Eastern League & Double-A All-Star

1997 Eastern League Rookie of the Year

Rated the top prospect in the Eastern League in 1997 by *Baseball America*

Led the Eastern League in Run Scored (103) in 1997



MIKE REDMOND

2010 Inductee

1995-1996, & 1998

Catcher

233 Games, .274 AVG., 87 R, 37 2B, 8 HR, 90 RBI

Holds Sea Dogs record for most games behind the plate (231)

Led Eastern League Catchers in 1995 with 95 putouts

MLB Record for Consecutive Errorless Games by a Catcher (253)

13 Year Major League Career with Marlins, Twins & Indians

Managed the Miami Marlins 2013-2015

SEA DOGS HALL OF FAME



BILL TROUBH

2010 Inductee

Former City Councilor and Mayor of Portland
A founding member of Citizens for Portland, Maine Baseball,
paving the way for the Sea Dogs to come to Portland in 1994.

Served as Eastern League President 1997-2002
Elected to the Maine Baseball Hall of Fame in 1999
Served as legal counsel to the Portland Sea Dogs

JOSH BECKETT

2011 Inductee

2001

Pitcher

13 G, 8-1, 1.82 ERA, 74.1 IP, 102 SO

2001 *Baseball America*, *Topps*, *USA Today* and *Sporting News* Minor
League Player of the Year, posting a 14-1 record and a 1.54 ERA
between Single-A Brevard County and Double-A Portland.

Holds Sea Dogs Franchise Record for Most Strikeouts
in a Month (57- August 2001).


Tossed first 7 innings of combined no-hitter for Sea Dogs
on 8/13/01 vs. Binghamton Mets

Eastern League Player of the Month for August 2001.

2003 World Series MVP (Florida Marlins)

2007 ALCS MVP (Red Sox)

Finished 2nd in 2007 A.L. Cy Young Award Voting
Three-Time Major League Baseball All-Star (2007, 2009 & 2011)



DAN BURKE

2012 Inductee

Sea Dogs' Founder

Fulfilled a dream by bringing the Sea Dogs to Portland in 1994 and
through eighteen seasons served as the team's owner and biggest fan.



ADRIAN GONZALEZ

2012 Inductee

2002

First Base

138 G, .266 AVG., 34 2B, 17 HR, 96 RBI


Ranked 2nd in the Eastern League in 2002 in games (138) and RBI (96).
Led the Sea Dogs in G (138), AB (508), H (135), 2B (34), HR (17), and
RBI (96) in 2002.

Selected to the SportsTicker Eastern League All-Teen Team in 2002.

Five-Time Major League Baseball All-Star (2008-2011, 2015)

Four-Time Gold Glove Award Winner (2008, 2009, 2011, 2014)

Two-Time Silver Slugger Award Winner (2011, 2014)



SEA DOGS HALL OF FAME



KEVIN YOUKILIS

2013 Inductee

2003

94 G, .327 AVG., 23 2B, 1 3B, 6 HR, 37 RBI, 86 BB, .487 OBP

2003 Eastern League Mid & Post-Season All-Star

Tied Kevin Millar's Minor League Baseball Record

Reaching Base in 71 Consecutive Games (62 in Portland-Franchise Record)

Holds Sea Dogs Franchise Record with Career .487 OBP

Ranks Second in Franchise History with Career .327 AVG

2007 Rawlings Gold Glove Award Winner (First Base)

Three-Time American League All-Star (2008, 2009, 2011)

Member of the 2004 & 2007 World Champion Boston Red Sox



HANLEY RAMIREZ

2014 Inductee

2004-2005

Shortstop

154 G - .279 AVG., 11 HR, 67 RBI, 28 2B, 9 3B, 38 SB, 92 R

2005 Eastern League Mid-Season All-Star

2005 Eastern League Post-Season All-Star

2005 MLB Futures All-Star Game Participant

2006 National League Rookie of the Year

2006 Florida Marlins Most Valuable Player

Three-Time Major League Baseball All-Star (2008-2010)

Two-Time Silver Slugger Award Winner (2008, 2009)



DUSTIN PEDROIA

2015 Inductee

2005

Second Base

66 G - .324 AVG., 8 HR, 40 RBI, 19 2B, 2 3B, 39 R, 7 SB

2005 Eastern League Post-Season All-Star

2005 *Baseball America* Double-A All-Star

2007 American League Rookie of the Year

2008 American League Most Valuable Player

American League All-Star (2008-10, 2013)

Gold Glove Award Winner (2008, 2011, 2013, 2014)

Silver Slugger Award Winner (2008)

World Series Champion (2007, 2013)



Todd Claus

2016 Inductee

2005-2006

Manager

148-133 (.527)

Led the Sea Dogs to appearances in the Eastern League Championship Series in each of his two seasons as Sea Dogs manager, capturing the 2006 Eastern League Championship. Honored as the 2006 *Baseball America* Minor League Manager of the Year. Following the 2006 season, he joined the Boston Red Sox scouting department.

SEA DOGS HALL OF FAME



BRANDON MOSS

2016 Inductee

2005-2006

Outfield

268 Games - .277 AVG., 163 R, 67 2B, 7 3B, 28 HR, 144 RBI, 14 SB

2005 Eastern League All-Star

2005 Sea Dogs leader in runs (87), hits (135), total bases (222), and games (T-135)

2006 Portland Sea Dogs MVP

2006 Sea Dogs leader in runs (76), hits (145), doubles (36), triples (T-3), RBI (83), total bases (223), and games played (133)

2006 Eastern League Playoff MVP

9 G, .361 AVG., 9 R, 5 HR, 10 RBI

Hit walk-off series-clinching home run in Game 4 of the Northern Division Championship Series

2014 American League All-Star with the Oakland Athletics

JON LESTER

2017 Inductee

2005, 2007

Pitcher

27 Games, 12-6, 2.57 ERA, 167 Strikeouts

2005 Eastern League All-Star

2005 Eastern League Pitcher of the Year

(11-6, 2.61 ERA, 163 Strikeouts)

4-Time MLB All-Star

(2011, 2014, 2016)

3-Time World Series Champion

(2007 Red Sox, 2013 Red Sox, 2016 Cubs)

2016 NLCS MVP

CHARLIE ESCHBACH

2018 Inductee

Employee #1 and Founding President and General Manager

Primary visionary of the Sea Dogs brand and builder of the franchise.

25 years leading the team and creating memories for our fans, and a 45-year career in Minor League Baseball. Prior to joining the Sea Dogs,

he served 11 years as Eastern League President and was presented the inaugural Warren Giles Award for outstanding service as a league president in 1984.

JACOBY ELLSBURY

2018 Inductee

2006-2007, 2010, 2012

Outfield

Appeared in 67 games with Portland across the 2006 and 2007 seasons, hitting .347 (94-for-271) with 20 doubles, five triples, three home runs, 32 RBI, and 24 stolen bases.

Key member of the Sea Dogs' 2006 Eastern League Championship team.

In 2008 with the Red Sox, he led the American League with 50 stolen bases and led the majors in steals during 2009 and 2013 seasons. In 2011, he was named an American League All-Star, Silver Slugger, and Gold Glove Award winner.



SEA DOGS PLAYOFF HISTORY

1995 Northern Division Championship

Portland Sea Dogs vs. New Haven Ravens

Game #1	R	H	E	September 5, 1995 at Hadlock Field	
New Haven 000 200 030	5	7	1	WP- Mike Farmer (1-0)	
Portland 000 100 100	2	6	0	LP- Dan Cergey (0-1)	SV- Bobby Jones (1)
<i>(New Haven leads series 1-0)</i>					

Game #2	R	H	E	September 6, 1995 at Hadlock Field	
New Haven 000 032 000	5	7	1	WP- Joel Moore (1-0)	
Portland 000 001 000	1	3	0	LP- Will Cunnane (0-1)	SV- Mark Voisard (1)
<i>(New Haven leads series 2-0)</i>					

Game #3	R	H	E	September 7, 1995 at New Haven	
Portland 732 320 002	19	22	1	WP- Rey Mendoza (1-0)	
New Haven 000 010 000	1	6	3	LP- Mike Zolecki (0-1)	
<i>(New Haven leads series 2-1)</i>					

Game #4	R	H	E	September 8, 1995 at New Haven	
Portland 000 000 000	0	3	2	WP- Jamey Wright (1-0)	
New Haven 402 002 02x	10	13	2	LP- Wilson Heredia (0-1)	
<i>(New Haven wins series 3-1)</i>					

1996 Northern Division Championship

Portland Sea Dogs vs. Binghamton Mets

Game #1	R	H	E	September 3, 1996 at Hadlock Field	
Binghamton 001 000 200 01	4	14	0	WP- Hector Ramirez (1-0)	
Portland 000 120 000 00	3	6	2	LP- Bryan Ward (0-1)	
<i>(Binghamton leads series 1-0)</i>					

Game #2	R	H	E	September 4, 1996 at Hadlock Field	
Binghamton 002 000 000	2	6	0	WP- Livan Hernandez (1-0)	
Portland 200 000 01x	3	8	0	LP- Brian Edmondson (0-1)	SV- Rob Stanifer (1)
<i>(Series tied 1-1)</i>					

Game #3	R	H	E	September 5, 1996 at Binghamton	
Portland 000 000 100	1	4	0	WP- Chris Roberts (1-0)	
Binghamton 000 010 05x	6	8	2	LP- Andy Larkin (0-1)	
<i>(Binghamton leads series 2-1)</i>					

Game #4	R	H	E	September 6, 1996 at Binghamton	
Portland 100 001 200	4	7	0	WP- Will Cunnane (1-0)	
Binghamton 000 000 020	2	6	0	LP- Scott Sauerbeck (0-1)	SV- Rob Stanifer (2)
<i>(Series tied 2-2)</i>					

Game #5	R	H	E	September 7, 1996 at Hadlock Field	
Binghamton 100 110 000	3	8	1	WP- Brian Meadows (1-0)	
Portland 320 200 00x	7	8	0	LP- John Carter (0-1)	
<i>(Portland Wins series 3-2)</i>					

1996 Eastern League Championship

Portland Sea Dogs vs. Harrisburg Senators

Game #1	R	H	E	September 8, 1996 at Harrisburg	
Portland 300 000 000	3	6	1	WP- Steve Falteisek (1-0)	
Harrisburg 100 940 01x	15	14	2	LP- Tony Saunders (0-1)	
<i>(Harrisburg leads series 1-0)</i>					

Game #2	R	H	E	September 9, 1996 at Harrisburg	
Portland 000 010 010	2	5	1	WP- Mike Thurman (1-0)	
Harrisburg 300 000 00x	3	3	2	LP- Livan Hernandez (1-1) SV- Kirk Bullinger (1)	
<i>(Harrisburg leads series 2-0)</i>					

Game #3	R	H	E	September 10, 1996 at Hadlock Field	
Harrisburg 300 200 000	5	10	2	WP- Greg Mix (1-0)	
Portland 000 052 01x	8	10	0	LP- Shayne Bennett (0-1)	SV- Bill Hurst (1)
<i>(Harrisburg leads series 2-1)</i>					

Game #4	R	H	E	September 11, 1996 at Hadlock Field	
Harrisburg 102 010 020	6	10	0	WP- Jason McCommon (1-0)	
Portland 000 001 000	1	8	0	LP- Will Cunnane (1-1)	
<i>(Harrisburg wins series 3-1)</i>					

SEA DOGS PLAYOFF HISTORY

1997 Northern Division Championship Portland Sea Dogs vs. Norwich Navigators

Game #1		R	H	E	September 2, 1997 at Hadlock Field	
Norwich	210 000 200	5	12	1	WP- Ben Ford (1-0)	SV- Scott Rose (1)
Portland	002 001 100	4	10	0	LP- Hector Mercado (0-1)	
(Navigators lead series 1-0)						

Game #2		R	H	E	September 3, 1997 at Hadlock Field
Norwich	000 000 100	1	10	0	WP- Brian Meadows (1-0)
Portland	200 004 10x	7	6	1	LP- Eric Milton (0-1)
(Series tied 1-1)					

Game #3		R	H	E	September 4, 1997 at Norwich	
Portland	010 011 001	4	11	0	WP- Kevin Lomon (1-0)	SV- Scott Rose (2)
Norwich	000 700 00x	7	6	1	LP- Greg Press (0-1)	
(Navigators lead series 2-1)						

Game #4		R	H	E	September 5, 1997 at Norwich
Portland	401 000 120	8	14	0	WP- Bobby Rector (1-0)
Norwich	010 001 010	3	9	6	LP- Kevin Henthorne (0-1)
(Series tied 2-2)					

Game #5		R	H	E	September 6, 1997 at Hadlock Field
Norwich	000 320 022	9	14	4	WP- Mike Duvall (1-0)
Portland	002 400 04x	10	14	1	LP- Scott Rose (0-1)
(Sea Dogs win series 3-2)					

1997 Eastern League Championship Portland Sea Dogs vs. Harrisburg Senators

Game #1		R	H	E	September 7, 1997 at Hadlock Field
Harrisburg	100 203 300	9	15	0	WP- Javier Vazquez (1-0)
Portland	001 000 000	1	6	2	LP- Hector Mercado (0-2)
(Harrisburg leads series 1-0)					

Game #2		R	H	E	September 8, 1997 at Hadlock Field	
Harrisburg	000 000 001	1	10	0	WP- Brian Meadows (2-0)	SV- Matt Mantei (1)
Portland	201 020 00x	5	10	0	LP- Neil Weber (0-1)	
(Series tied 1-1)						

Game #3		R	H	E	September 9, 1997 at Harrisburg	
Portland	000 000 001	1	6	1	WP- Trey Moore (1-0)	SV- Ben Fleetham (1)
Harrisburg	002 000 00x	2	2	0	LP- Greg Press (0-1)	
(Harrisburg leads series 2-1)						

Game #4		R	H	E	September 11, 1997 at Harrisburg	
Portland	100 010 010	3	5	1	WP- J.D. Smart (1-0)	
Harrisburg	100 102 00x	4	7	2	LP- Bobby Rector (0-1)	SV- Jake Benz (1)
(Harrisburg wins series 3-1)						

2005 Northern Division Championship Portland Sea Dogs vs. Trenton Thunder

Game #1		R	H	E	September 7, 2005 at Hadlock Field
Trenton	020 000 010	3	6	0	WP - Randy Beam (1-0)
Portland	000 010 004	5	8	0	LP - Justin Pope (0-1)
(Sea Dogs lead series 1-0)					

Game #2		R	H	E	September 8, 2005 at Hadlock Field	
Trenton	000 200 000	2	4	0	WP - Randy Beam (2-0)	SV - Jim Mann (1)
Portland	101 002 01x	5	10	1	LP - Matt DeSalvo (0-1)	
(Sea Dogs lead series 2-0)						

Game #3		R	H	E	September 9, 2005 at Waterfront Park	
Portland	000 000 000	0	5	1	WP - Eric Schmitt (1-0)	SV - Justin Pope (1)
Trenton	001 001 00x	2	8	1	LP - David Pauley (0-1)	
(Sea Dogs lead series 2-1)						

Game #4		R	H	E	September 10, 2005 at Waterfront Park
Portland	010 000 010	2	10	2	WP - Charlie Manning (1-0)
Trenton	000 000 021	3	4	0	LP - Jim Mann (0-1)
(Series tied 2-2)					

SEA DOGS PLAYOFF HISTORY

Game #5	R	H	E	September 11, 2005 at Hadlock Field
Trenton 101 000 000	2	4	0	WP - Chris Smith (1-0)
Portland 111 021 03x	9	15	0	LP - Danny Borrell (0-1)
<i>(Sea Dogs win series 3-2)</i>				

2005 Eastern League Championship Portland Sea Dogs vs. Akron Aeros

Game #1	R	H	E	September 13, 2005 at Hadlock Field
Akron 210 000 010	4	6	2	WP - Jon Lester (1-0)
Portland 111 021 00x	6	11	3	LP - Jeremy Sowers (1-1)
<i>(Portland leads series 1-0)</i>				
				SV - Jim Mann (2)

Game #2	R	H	E	September 14, 2005 at Hadlock Field
Akron 201 010 000	4	9	0	WP - Rafael Perez (1-1)
Portland 111 000 000	3	9	0	LP - Charlie Zink (0-1)
<i>(Series tied 1-1)</i>				
				SV - Edward Mujica (1)

Game #3	R	H	E	September 16, 2005 at Canal Park
Portland 000 000 000	0	5	1	WP - Travis Foley
Akron 000 000 20x	2	2	0	LP - Anibal Sanchez (0-1)
<i>(Aeros lead series 2-1)</i>				
				SV - Edward Mujica (2)

Game #4	R	H	E	September 17, 2005 at Canal Park
Portland 000 000 001	1	7	2	WP - Jake Dittler (1-0)
Akron 001 120 00x	4	9	0	LP - David Pauley (0-1)
<i>(Aeros win series 3-1)</i>				

2006 Northern Division Championship Portland Sea Dogs vs. Trenton Thunder

Game #1	R	H	E	September 6, 2006 at Waterfront Park
Portland 000 010 000	1	6	1	WP - Charlie Manning (1-0)
Trenton 000 010 20x	3	7	0	LP - Devern Hansack (0-1)
<i>(Thunder lead series 1-0)</i>				

Game #2	R	H	E	September 7, 2006 at Waterfront Park
Portland 002 002 600	10	11	1	WP - Tommy Hottovy (1-0)
Trenton 020 100 000	3	5	1	LP - Tyler Clippard (0-1)
<i>(Series tied 1-1)</i>				

Game #3	R	H	E	September 8, 2006 at Hadlock Field
Trenton 020 000 002	4	9	1	WP - Andrew Dobies (1-0)
Portland 310 000 01x	5	8	0	LP - Matt Childers (0-1)
<i>(Sea Dogs lead series 2-1)</i>				
				SV - Edgar Martinez (1)

Game #4	R	H	E	September 9, 2006 at Hadlock Field
Trenton 030 000 000 0	3	8	0	WP - Barry Hertzler (1-0)
Portland 010 010 010 1	4	7	0	LP - Scott Patterson (0-1)
<i>(Sea Dogs win series 3-1)</i>				

2006 Eastern League Championship Portland Sea Dogs vs. Akron Aeros

Game #1	R	H	E	September 12, 2006 at Canal Park
Portland 011 000 000	4	9	0	WP - Devern Hansack (1-1)
Akron 000 000 030	3	9	0	LP - Adam Miller (1-1)
<i>(2)</i>				
<i>(Sea Dogs lead series 1-0)</i>				
				SV - Edgar Martinez

Game #2	R	H	E	September 13, 2006 at Canal Park
Portland 200 600 104	13	10	0	WP - Jon Searles (1-0)
Akron 102 130 100	8	13	2	LP - Aaron Laffey (1-1)
<i>(Sea Dogs lead series 2-0)</i>				

Game #3	R	H	E	September 15, 2006 at Hadlock Field
Akron 012 010 002	6	15	3	WP - Jim Ed Warden (1-0)
Portland 100 020 100	4	6	2	LP - Brett Evert (0-1)
<i>(Sea Dogs leads series 2-1)</i>				
				SV - Tony Sipp (1)

Game #4	R	H	E	September 16, 2006 at Hadlock Field
Akron 001 300 002	6	11	0	WP - Jim Ed Warden (2-0)
Portland 000 104 000	5	11	1	LP - Barry Hertzler (1-1)
<i>(Series tied 2-2)</i>				
				SV - Tony Sipp (2)

SEA DOGS PLAYOFF HISTORY

Game #5	R	H	E	September 17, 2006 at Hadlock Field
Akron 001 010 102	5	9	3	WP - Devern Hansack (2-1)
Portland 044 000 00x	8	8	1	LP - Bear Bay (0-1)
(Sea Dogs win series 3-2)				

2007 Northern Division Championship Portland Sea Dogs vs. Trenton Thunder

Game #1	R	H	E	September 5, 2007 at Waterfront Park
Portland 100 000 000	1	9	0	WP - Chase Wright (1-0)
Trenton 002 000 01x	3	10	1	LP - Justin Masterson (0-1)
(Thunder lead series 1-0)				
				SV - Justin Pope (1)

Game #2	R	H	E	September 6, 2007 at Waterfront Park
Portland 000 002 000 000 1	3	10	0	WP - Mike James (1-0)
Trenton 000 020 000 000 0	2	7	0	LP - Kevin Whelan (0-1)
(Series tied 1-1)				

Game #3	R	H	E	September 7, 2007 at Hadlock Field
Trenton 012 000 000	3	7	0	WP - Dan McCutchen (1-0)
Portland 010 000 001	2	7	0	LP - Michael Bowden (0-1)
(Thunder lead series 2-1)				
				SV - Michael Gardner (1)

Game #4	R	H	E	September 8, 2007 at Hadlock Field
Trenton 022 000 000	4	9	0	WP - Jeff Marquez (1-0)
Portland 000 000 000	0	5	0	LP - Chris Smith (0-1)
(Thunder win series 3-1)				

2008 Northern Division Championship Portland Sea Dogs vs. Trenton Thunder

Game #1	R	H	E	September 3, 2008 at Waterfront Park
Portland 010 000 000	1	5	2	WP - Eric Hacker (1-0)
Trenton 100 100 00x	2	4	0	LP - Kris Johnson (0-1)
(Thunder lead series 1-0)				
				SV - Jhonny Nunez (1)

Game #2	R	H	E	September 4, 2008 at Waterfront Park
Portland 000 210 000	3	10	0	WP - Wilkins Arias (1-0)
Trenton 000 003 01x	4	8	0	LP - Dave Gassner (0-1)
(Thunder lead series 2-0)				
				SV - Jose Valdez (1)

Game #3	R	H	E	September 5, 2008 at Hadlock Field
Trenton 020 100 011	5	8	0	WP - Kevin Whelan (1-0)
Portland 210 001 000	4	6	0	LP - Miguel Asencio (0-1)
(Thunder win series 3-0)				
				SV - Michael Dunn (1)

2014 Eastern Division Championship Portland Sea Dogs vs. Binghamton Mets

Game #1	R	H	E	September 3, 2014 at NYSEG Stadium
Portland 000 104 000	5	8	2	WP - Cody Satterwhite (1-0)
Binghamton 001 001 033	8	10	0	LP - Noe Ramirez (0-1)
(Mets lead series 1-0)				

Game #2	R	H	E	September 4, 2014 at NYSEG Stadium
Portland 051 010 000	7	11	0	WP - Justin Haley (1-0)
Binghamton 000 000 000	0	8	2	LP - Greg Peavey (0-1)
(Series tied 1-1)				
				SV - Wilfredo Boscan (1)

Game #3	R	H	E	September 5, 2014 at Hadlock Field
Binghamton 000 002 100	3	4	2	WP - Aaron Kurcz (1-0)
Portland 010 020 30x	6	10	1	LP - Paul Sewald (0-1)
(Sea Dogs lead series 2-1)				

Game #4	R	H	E	September 6, 2014 at Hadlock Field
Binghamton 001 037 000	11	13	0	WP - Rainy Lara (1-0)
Portland 100 100 020	4	6	2	LP - Mike Augliera (0-1)
(Series tied 2-2)				

Game #5	R	H	E	September 7, 2014 at Hadlock Field
Binghamton 200 600 000	8	13	0	WP - Gabriel Ynoa (1-0)
Portland 100 112 000	5	12	1	LP - Luis Diaz (0-1)
(Mets win series 3-2)				
				SV - Cody Satterwhite (1)

EASTERN LEAGUE PLAYOFF PROCEDURES

ELIGIBLE CLUBS

The first-place team from each division during both the first and second halves of the season will qualify for postseason play. In the event a club has played a different number of games, due to postponed or other reasons, standings will be determined by won loss record, with no regard to winning percentage.

TIEBREAKERS

In the case of ties the following tie- breakers shall be used:

- 1) In the event of a tie for a playoff berth the following tiebreakers will be used to determine the team that qualifies for the playoffs:
 - 1) Head to head record between the tied teams during the current half season
 - 2) Runs scored between the tied teams during the current half season
 - 3) Intra-division record during the current half season
 - 4) Run differential against all opponents during the current half season
 - 5) Coin Flip
- 2) In the event of a tie between three or more teams for first place the same tiebreakers would be applied using the aggregate record of one individual team versus the other tied teams
- 3) If three or more teams tie for first place, the tiebreakers listed in Section 1 shall be utilized to determine the first-place team. In the event of a tie for first place among three teams, the second-place team is to be determined from a tie between the two remaining teams by the tiebreaking system listed in Section 2. If the tie for second place is among three or more teams the tiebreaking system listed in Section 1 shall determine the second place team. In the event of three-way ties, computation of the applicable tiebreakers will be determined by utilizing the aggregate record of one individual team versus the other two teams the tie involves.

PLAYOFF FORMAT

- 1) The first round of the postseason will feature the first half winner from each division facing the second half winner from their respective division. The team that finishes in first place in the first half will host games three through five of the best-of-five opening round series. The second half winner will host games one and two of the opening round series. If a team wins both halves, the second playoff spot will be awarded to the team with the best full-season record.
- 2) Winners from each opening round series will advance to the Eastern League Championship Series, which will feature a 2-3 format, with the series beginning in the Western Division in even numbered years and the Eastern Division in odd numbered years.

SEA DOGS NOTES

The following players have played for the Sea Dogs both as a Marlins affiliate and a Red Sox Affiliate:

Player	Marlins	Red Sox
Jeff Bailey	2001	2004-05
Trace Coquillet	2002	2004
Tim Hamulack	2002	2004
Jesus Medrano	2002	2004
Brett Roneberg	2001	2004

OPENING DAY LINEUPS

1994

CF -- Jesus Tavaraz
RF -- Eddie Christian
1B -- Greg O'Halloran
3B -- Terry Jorgensen
LF -- Tim Clark
C -- Charles Johnson
SS -- Edison Renteria
2B -- Ramon Martinez
P -- Javier De La Hoya

Won 2-1 @ Reading (14)

1995

CF -- Robbie Katzaroff
2B -- Ralph Milliard
LF -- Billy McMillion
1B -- Tim Clark
3B -- Lou Lucca
RF -- Chris Sheff
C -- Mike Redmond
SS -- Edgar Renteria
P -- Andy Larkin

Won 4-3 vs. Binghamton (12)

1996

2B -- Luis Castillo
3B -- Dave Berg
CF -- Todd Dunwoody
RF -- Chris Sheff
1B -- John Roskos
LF -- Doug O'Neill
C -- Mike Redmond
SS -- Tony Torres
P -- Will Cunnane

Lost 9-7 @ Reading

1997

LF -- Pookie Wilson
2B -- Victor Rodriguez
CF -- Mark Kotsay
1B -- Kevin Millar
DH -- John Roskos
3B -- Josh Booty
RF -- Glenn Reeves
C -- Ramsey Koeyers
SS -- Alex Gonzalez
P -- Brian Meadows

Lost 2-0 @ Norwich (12)

1998

LF -- Glenn Reeves
2B -- Amaury Garcia
CF -- Fletcher Bates
1B -- Nate Rolison
SS -- Joe Funaro
RF -- Jaime Jones
C -- Mike Redmond
3B -- Brandon Cromer
P -- Ryan Dempster

Won 6-2 @ Harrisburg

1999

CF -- Julio Ramirez
SS -- Pablo Ozuna
2B -- Matt Erickson
DH -- Chris Norton
1B -- Nate Rolison
RF -- Fletcher Bates
LF -- Jon Heinrichs
C -- Ryan Robertson
3B -- Joe Funaro
P -- A.J. Burnett

Lost 8-6 vs. New Britain

2000

2B -- Pablo Ozuna
LF -- Cesar Crespo
RF -- Jaime Jones
1B -- Ross Gload
3B -- Heath Honeycutt
DH -- Wynter Phoenix
C -- Brandon Harper
SS -- Enoah Polanco
CF -- Quincy Foster
P -- Scott Comer

Lost 13-5 @ New Britain

2001

LF -- Quincy Foster
SS -- Derek Wathan
CF -- Abraham Nunez
1B -- Charles Smith
RF -- Jaime Jones
3B -- Heath Honeycutt
C -- Dusty Wathan
DH -- Jeff Bailey
2B -- Drew Niles
P -- Michael Tejera

Won 2-1 vs. Trenton

2002

2B -- Jesus Medrano
CF -- Anthony Iapoco
1B -- Adrian Gonzalez
3B -- Heath Honeycutt
RF -- Matt Padgett
DH -- Jose Santos
LF -- Chris Aguila
C -- Matt Treanor
SS -- Wilson Valdez
P -- Nate Robertson

Won 9-2 @ New Britain

2003

SS -- Nelson Castro
2B -- Carlos Leon
3B -- Kevin Youkilis
DH -- Justin Headley
RF -- Justin Sherrod
C -- Andy Dominique
LF -- Tonayne Brown
1B -- Dustin Brisson
CF -- Jeremy Owens
P -- Jorge De La Rosa

Lost 4-1 @ Trenton

2004

2B -- Jesus Medrano
CF -- Sheldon Fulse
1B -- Mike O'Keefe
DH -- Jeff Bailey
LF -- Brett Roneberg
3B -- John Hattig
RF -- Eric Johnson
SS -- Kenny Perez
C -- Edgar Martinez
P -- Charlie Zink

Lost 3-2 @ Altoona

2005

LF -- Chris Durbin
2B -- Dustin Pedroia
SS -- Hanley Ramirez
3B -- Jared Sandberg
1B -- Jeremy West
CF -- David Murphy
RF -- Brandon Moss
C -- Alberto Concepcion
DH -- Sheldon Fulse
P -- Jonathan Papelbon

Won 4-2 vs. Norwich

2006

2B -- David Bacani
CF -- David Murphy
DH -- Jeremy West
1B -- Luis Jimenez
RF -- Brandon Moss
C -- Alberto Concepcion
SS -- Keoni De Renne
3B -- Chad Spann
LF -- Matt Van Der Bosch
P -- David Pauley

Lost 5-1 @ Connecticut

2007

CF -- Jacoby Ellsbury
LF -- Jeff Corsaletti
1B -- Jeff Natale
RF -- Corey Kaylor
SS -- Jed Lowrie
C -- Dusty Brown
3B -- Andrew Pinckney
DH -- Bryan Pritz
2B -- David Bacani
P -- Tommy Hottovy

Lost 8-6 vs. New Britain

2008

RF -- Sean Danielson
3B -- Tony Granadillo
CF -- Bubba Bell
1B -- Aaron Bates
LF -- Zach Daeges
C -- Mark Wagner
DH -- Jay Johnson
2B -- Ryan Khoury
SS -- Iggy Suarez
P -- Justin Mastersen

Won 3-0 @ New Britain

2009

CF -- Josh Reddick
RF -- Bubba Bell
1B -- Lars Anderson
LF -- Aaron Bates
C -- Mark Wagner
DH -- Jon Still
3B -- Jorge Jimenez
2B -- Ryan Khoury
SS -- Argenis Diaz
P -- Junichi Tazawa

Lost 3-0 vs. Connecticut

2010

LF -- Ryan Kalish
CF -- He-Chuan Lin
2B -- Nate Spears
C -- Luis Exposito
1B -- Lars Anderson
3B -- Yamaico Navarro
DH -- Chih-Hsien Chiang
SS -- Jose Iglesias
RF -- Jason Place
P -- Felix Doubront

Won 10-5 @ Reading

2011

CF -- He-Chuan Lin
LF -- Alex Hassan
1B -- Jorge Padron
C -- Ryan Lavarney
RF -- Chih-Hsien Chiang
2B -- Oscar Tejada
3B -- Will Middlebrooks
DH -- Tim Federowicz
SS -- Ryan Dent
P -- Alex Wilson

Won 4-3 vs. Reading

2012

LF -- Juan Carlos Linares
3B -- Kolbrin Vitek
RF -- Bryce Brentz
1B -- Reynaldo Rodriguez
C -- Dan Butler
DH -- Oscar Tejada
CF -- Peter Hissey
2B -- Ryan Dent
SS -- Heiker Meneses
P -- Chris Balcom-Miller

Lost 4-2 vs. Reading

2013

CF -- Shannon Wilkerson
DH -- Xander Bogaerts
SS -- Stephen Drew
LF -- Tony Thomas
1B -- Travis Shaw
3B -- Kolbrin Vitek
C -- Christian Vazquez
2B -- Heiker Meneses
RF -- Peter Hissey
P -- Drake Britton

Lost 13-5 vs. Trenton

OPENING DAY LINEUPS

2014

2B – Mookie Betts
 SS – Deven Marrero
 1B – Travis Shaw
 LF – Carlos Rivero
 RF – Henry Ramos
 C – Blake Swihart
 3B-- Sean Coyle
 DH – Stefan Welch
 CF – Shannon Wilkerson
 P – Henry Owens

Won 5-0 @ Reading (6)
 (Owens No-Hitter)

2015

3B – Mike Miller
 2B – Carlos Asuaje
 RF – Henry Ramos
 LF – Keury De La Cruz
 DH – David Chester
 CF -- Blake Tekotte
 C – Luis Martinez
 SS – Marco Hernandez
 1B – Jantzen Witte
 P – Luis Diaz

Won 4-2 vs. Reading (7)

2016

DH – Mike Miller
 RF – Cole Sturgeon
 3B – Jantzen Witte
 LF – Rainel Rosario
 CF – Henry Ramos
 C – Jake Romansk
 2B – Wendell Rijo
 1B – Jordan Weems
 SS – Tzu-Wei Lin
 P – Aaron Wilkerson

Won 3-1 @ Reading

2017

RF – Aneury Tavarez
 2B – Jose Rosario
 LF – Cole Sturgeon
 DH – Mike Olt
 3B – Rafael Devers
 1B – Nick Longhi
 C – Jordan Procyshe
 CF – Joseph Monge
 SS – Tzu-Wei Lin
 P – Teddy Stankiewicz

Lost 4-2 vs. Reading

2018

RF – Cole Sturgeon
 LF – Danny Mars
 2B – Esteban Quiroz
 1B – Mike Olt
 DH -- Luke Tendl
 CF -- Tate Matheny
 3B-- Josh Tobias
 C – Austin Rei
 SS – Jeremy Rivera
 P – Teddy Stankiewicz

Lost 6-0 @ Binghamton

SEA DOGS REHAB ASSIGNMENTS

Luis Aquino*	1994	Ryan Kalish*	2012	Shane Victorino	2015
Andrew Bailey	2012	John Lackey	2013	Matt White	2013
Matt Barnes	2017	Ryan Lavarney	2014	Brandon Workman	2016
Mookie Betts*	2015	Jed Lowrie*	2009	Steven Wright*	2016
Craig Breslow	2013	Austin Maddox	2018		
Mike Cameron	2010	Matt Mantei	1997		
Carl Crawford	2012	Justin Masterson	2015		
Chris Carpenter	2012	Daisuke Matsuzaka	2009*, '12		
Manny Delcarmen	2010	Kevin Millar	2002		
Lenny DiNardo	2005-06	Wade Miller	2005		
Felix Doubront	2014	Franklin Morales	2013		
Stephen Drew	2013	David Ortiz	2008		
Roenis Elias	2017	Drew Pomeranz	2018		
Jacoby Ellsbury	2010, '12*	Bobby Poyner	2018		
Casey Fossum	2003	Eduardo Rodriguez	2017-18		
Chad Fox	2003	David Ross	2013		
Chris Hammond*	1994	Josh Rutledge	2017		
Ryan Hanigan	2015-16	Carson Smith	2016-17		
Jeremy Hermida*	2010	Gary Sheffield	1994		
Brock Holt	2017	John Smoltz*	2009		
Rich Hill	2012	Ryan Sweeney*	2012		
Bobby Jenks*	2011	Blake Swihart*	2015		
Charles Johnson	1995	Tyler Thornburg	2018		
Kelly Johnson*	2014	Christian Vazquez	2018		

* Not at Hadlock Field

ATTENDANCE

Year	Openings	Total	Average	Sell Outs
1994	69	375,197	5,437	47
1995	70	429,763	6,139	48
1996	68	408,503	6,007	46
1997	69	397,117	5,755	30
1998	67	398,800	5,952	23
1999	71	402,582	5,670	18
2000	67	370,702	5,533	12
2001	66	383,022	5,803	23
2002	67	382,738	5,713	12
2003	65	405,021	6,231	36
2004	70	434,684	6,210	15
2005	63	396,277	6,290	28
2006	63	400,534	6,358	20
2007	65	421,368	6,483	24
2008	66	412,403	6,249	27
2009	66	404,709	6,132	16
2010	67	390,772	5,832	10
2011	67	369,424	5,514	6
2012	69	374,930	5,434	5
2013	67	341,420	5,096	6
2014	65	359,427	5,530	14
2015	67	368,291	5,497	13
2016	70	374,746	5,354	13
2017	63	356,153	5,653	11
2018	61	346,341	5,678	10
Totals	1,668	9,704,924	5,818	513

Regular Season Attendance Records

Category	Attendance	Date	Team
Largest Home	7,368*	8/19/18	Altoona
Smallest Home	2,128	4/10/13	Reading
Largest Day (H)	7,368*	8/19/18	Altoona
Smallest Day (H)	2,128	4/10/13	Reading
Largest Night (H)	7,368*	7/21/18	Hartford
Smallest Night (H)	2,577	4/28/15	Binghamton
Series, 4 Dates (H)	29,321*	5/25-5/28/07	Reading
Series, 4 Dates (R)	36,693	8/6-8/9/98	Bowie
Series, 3 Dates (H)	22,104*	8/04-8/06/09	Altoona
Series, 3 Dates (R)	32,563	8/22-8/24/97	Bowie
Series, 2 Dates (H)	14,736	7/17-7/19/08	Trenton
Series, 2 Dates (R)	14,307	8/19-8/21/97	Trenton
Largest Road	14,105	8/23/97	Bowie
Smallest Road	0 ^A	7/09/16	Hartford
Day/ Night DH	12,884	6/04/05	New Britain
Season, Home	434,684	2004	
Season, Road	357,876	2011	
Season, Total	773,819	2007	

*Last Time Occured

^AGame was played in Binghamton, NY due to stadium not ready.

BASEBALL IN PORTLAND & MAINE

Professional baseball in Maine dates back to the last century. Since 1901 and the advent of the National Association of Professional Baseball Leagues (Minor League Baseball's governing body), professional baseball has called nine different Maine cities home, stretching from Calais to Old Orchard Beach. The Sea Dogs are Portland's first entry since 1949, the last season of the Portland Pilots. Below is the summary of Portland's professional baseball life since 1901 and a listing of other Maine professional baseball sites.

PORTLAND:

<u>Year League-Class</u>	<u>Team Name</u>	<u>W</u>	<u>L</u>	<u>PCT</u>	<u>GB</u>	<u>Finish</u>	<u>Attendance</u>
1907 Maine State-D		39	41	.488	11.0	3rd	NA
1908 Atlantic Association-D		6	3	.677	1.0	2nd*	NA
1913 New England-B	Duffs	71	49	.591	7.0	2nd	NA
1914 New England-B	Duffs	70	48	.593	11.5	3rd	NA
1915 New England-B	Duffs	77	42	.647	---	1st	NA
1916 Eastern-A	Duffs	81	37	.686	4.0	2nd	NA
1917 Eastern-A	Duffs	51	58	.468	19.0	6th	NA
1919 New England-B		37	27	.578	1.0	2nd**	NA
1926 New England-B	Eskimos	38	56	.404	20.0	7th	NA
1927 New England-B	Eskimos	54	44	.551	11.5	2nd	NA
1928 New England-B	Mariners	39	64	.378	19.0	5th	NA
1929 New England-B	Mariners	61	64	.488	19.0	5th	NA
1930 New England-B	Hustlers	14	13	.519	5.5	3rd#	NA
1946 New England-B	Gulls	20	99	.168	59.5	8th	NA
1947 New England-B	Pilots	45	80	.360	41.5	7th	75,083
1948 New England-B	Pilots	78	47	.624	7.0	3rd	117,606
1949 New England-B	Pilots	66	57	.537	15.5	3rd	83,100
1994 Eastern	Sea Dogs	60	81	.426	22.0	4th	375,197
1995 Eastern	Sea Dogs	86	56	.606	---	1st	429,763
1996 Eastern	Sea Dogs	83	58	.589	---	1st	408,503
1997 Eastern	Sea Dogs	79	63	.556	---	1st	397,117
1998 Eastern	Sea Dogs	66	75	.468	16.5	3rd	398,800
1999 Eastern	Sea Dogs	65	77	.458	27.0	3rd	402,582
2000 Eastern	Sea Dogs	71	70	.504	11.5	4th	370,702
2001 Eastern	Sea Dogs	77	65	.542	10.0	3rd	383,022
2002 Eastern	Sea Dogs	63	77	.450	13.0	5th (T)	382,738
2003 Eastern	Sea Dogs	72	70	.507	7.0	3rd	405,021
2004 Eastern	Sea Dogs	69	73	.486	15.5	4th (T)	434,684
2005 Eastern	Sea Dogs	76	66	.535	---	2nd (T)	396,277
2006 Eastern	Sea Dogs	72	67	.518	6.5	4th	400,534
2007 Eastern	Sea Dogs	71	72	.497	12.5	2nd	421,368
2008 Eastern	Sea Dogs	74	66	.529	12.0	2nd	412,403
2009 Eastern	Sea Dogs	67	74	.475	15.5	4th	404,709
2010 Eastern	Sea Dogs	70	71	.496	12.5	3rd	390,772
2011 Eastern	Sea Dogs	59	83	.415	18.0	6th	369,424
2012 Eastern	Sea Dogs	68	73	.482	10.5	8th	374,930
2013 Eastern	Sea Dogs	68	73	.482	18.0	5th	341,420
2014 Eastern	Sea Dogs	88	54	.620	---	1st	359,427
2015 Eastern	Sea Dogs	53	89	.373	27.5	6th	368,291
2016 Eastern	Sea Dogs	55	84	.396	33.0	6th	374,746
2017 Eastern	Sea Dogs	65	74	.468	26.5	4th	356,153
2018 Eastern	Sea Dogs	63	76	.453	15.5	6th	346,341

OTHER MAINE CITIES:

<u>City</u>	<u>Year(s)</u>
Augusta	1907
Bangor	1907, 1913, 1966 [^] , 1997 [^] , 2003 [^] , 2004 [^]
Biddeford	1907
Calais	1913
Lewiston	1908, 1914, 1915, 1919, 1926-1930
Old Orchard Beach	1984-1988
Pine Tree	1907
Waterville	1907

[^] Independent League

* League disbanded on May 21st

** League disbanded on August 2nd

League disbanded on June 22nd

ON THE AIR WAVES

U.S. Cellular Sea Dogs Radio Network

Broadcasts: All 140 Games (70 Home & 70 Away) plus all playoff games.

Radio Broadcasters: Mike Antonellis (15th season with the Sea Dogs and 23rd in Minor League Baseball), .
Network Coverage begins 15 minutes prior to the first pitch on all affiliates.



WPEI 95.5/95.9 - FM (Portland/Topsham)*
WOXO 96.9 - FM & WKTQ 1450 - AM (River Valley)
WTME 780 - AM & Sportstime780.com (Rumford)

* Flagship Station



All 140 Sea Dogs games can also be heard using the TuneIn Radio app on a tablet or smartphone and on seadogs.com



WATCH All Sea Dogs Home Games

Watch all 70 Home Games and select road games with a subscription to MiLB.TV



Sea Dogs Newspaper Coverage

Portland Press Herald/ Maine Sunday Telegram

295 Gannett Drive
South Portland, ME 04106
Phone: 207-791-6860
Beat Writer: Glenn Jordan/Kevin Thomas
<http://www.pressherald.com>

Lewiston Sun Journal

104 Park Street
Lewiston, ME 04240
Phone: 207-784-5411
Beat Writer: Wil Kramlich
<http://www.sunjournal.com>

Biddeford Journal Tribune

PO Box 627 Biddeford, ME 04005
1-(888)-429-1535
www.journaltribune.com

Bangor Daily News

1 Merchants Plaza
Bangor, ME 04402
1-(800)-432-7964
Beat Writer: Larry Mahoney
www.journaltribune.com

Other Local Media

WCSH TV - 6 (NBC)

1 Congress Square
Portland, ME 04101
Phone: 207-828-6666
Fax: 207-828-6630
Sports Reporters: Jessica Gagne

WMTW TV-8 (ABC)

425 Congress Street
Portland, ME 04103
Phone: 207-775-1800
Fax: 207-782-2165
Sports Reporters: Travis Lee

WGME TV - 13 (CBS)

1335 Washington Ave
Portland, ME 04103
Phone: 207-797-1313
Fax: 207-878-3505
Sports Reporter: Dave Eid

CREDENTIAL APPLICATIONS – All news media will be asked to submit a written request for Sea Dogs' press credentials on their official letterhead. Credentials may be picked up at the Hadlock Field "Will Call" window.

SEASON CREDENTIALS – Season credentials will be issued only to those legitimate news gathering organizations who plan to cover the Sea Dogs on a daily basis. No spouses, guests or children of members of the press will be issued credentials. Press passes are not transferable. Credentialed members of the media are prohibited from requesting or accumulating autographs or equipment on the playing field or in the dugout or clubhouse. Any violation of these guidelines could result in immediate revocation of the credential and future access. Only credentials issued by the Sea Dogs, the Eastern League, the BBWAA or the Boston Red Sox will be honored. All credentials must be visible at all times.

DAILY CREDENTIALS – Daily credentials will be issued to those legitimate news gathering organizations that do not qualify for season credentials. Any organization that anticipates the need for daily credentials must have a letter on file with the Sea Dogs. Requests may be sent via fax, but those requests must be made at least 48 hours in advance. Daily credentials are subject to the same restrictions as season credentials and any violation could result in immediate revocation of the credential and any future access.

PHOTO CREDENTIALS – Credentials will be issued to those photographers on assignment for legitimate news gathering organizations and those representatives of companies licensed by Major League Baseball. Priority in all areas will be granted to news organizations on nightly deadlines. All photographs taken are to be used for news gathering purposes or officially licensed products. Any other use of photographs taken will be considered a violation of existing trademark and copyright restrictions.

CLUBHOUSE ACCESS – Access to the Sea Dogs clubhouse both before and after games will be limited to those organizations that are filing stories on a nightly deadline. All media outlets will be asked to do any interviews on the field prior to each game. Clubhouse access will be granted to all media when special situations arise, as determined by the Sea Dogs. Pre-game access to the clubhouse will be determined by the Sea Dogs field staff. The clubhouse will be open to the media no later than 15 minutes after the conclusion of games. Policies regarding access between games of doubleheaders and during rain delays will be determined by the Sea Dogs field manager. Access to the visiting clubhouse is subject to the visiting club's guidelines.

FIELD ACCESS – All credentialed members of the media will be given access to the playing field prior to each game. No media will be allowed in fair territory or beyond first and third base. All non-uniformed personnel must clear the field at the conclusion of visitor's batting practice unless that individual has credentials expressly for in-game privileges (photo passes, pre-game ceremonies, etc.).

LIVE TRANSMISSIONS – Television and radio stations not holding broadcast rights for Sea Dogs' games will be allowed to transmit live reports prior to and after Sea Dogs games. All live television shots will be arranged by the Sea Dogs and the requesting media member. No live shots will be permitted from the clubhouses. No live transmissions inside the stadium by non-rights holders will be permitted while the rights holders are on the air or while the game is in progress. Radio stations will be permitted to provide "scene setters" and score updates between innings but these reports may not continue once an inning is underway. Any violation of these policies could result in revocation of credentials.

ROVING CAMERAS – Roving cameras are permitted at Hadlock Field for Sea Dogs games upon approval of the Sea Dogs. After permission is granted, cameras are permitted to roam public areas. While roving, all photographers must not block any aisles or the view of any fans. Failure to adhere to these guidelines could result in the revocation of roving privileges for both the individual and for the news organization that individual represents.

MEDIA INFORMATION

PRESS BOX – Admission to the Hadlock Field Press Box will be limited to those individuals with appropriate credentials, working media only will be permitted. These include Sea Dogs season and single-game credentials, BBWAA cards, appropriately identified members of the Sea Dogs, the Eastern League and the Boston Red Sox. No guests are permitted in the Press Box. Seating in the Press Box is limited, priority is given to all media working with nightly deadlines. The Portland Press Herald and the Associated Press have reserved spots throughout the season.

PRESS NOTES - Press notes, releases, player statistics, league standings, and other statistics will be available to the media in the press box no later than 45 minutes prior to each scheduled start. Following the game, box scores are available to the media. Any other specific statistics from the game may be obtained by making a request to the Media Relations Department. Please contact the Sea Dogs Media Relations Office if you would like to have any of this material e-mailed to you on a daily basis. Press notes are also available online at www.seadogs.com.

INTERVIEW REQUESTS - All interview requests should be scheduled through the Sea Dogs Media Relations Department in advance. Interviews are available before and after Sea Dogs batting practice. Interviews during batting practice may only take place with the manager's permission and permitting that the interview does not interfere with the subject's pre-game routine (stretching, hitting, running, fielding, etc.). Pre and post game interviews are available whenever possible.

PHOTO & INFORMATION REQUESTS - Any legitimate news gathering agency may submit a request to the Sea Dogs Media Relations department for any photos or various statistics for both past and present players.

STANDARD GAME TIMES:

April, May: Monday-Friday 6:00PM; Saturday-Sunday 1:00PM

June-September: Monday-Friday 7:00PM; Saturday 6:00PM; Sunday 1:00PM

BATTING & INFIELD PRACTICE SCHEDULE:

<u>Game Time</u>	<u>12:00PM</u>	<u>1:00PM</u>	<u>6:00PM</u>	<u>7:00PM</u>
Home Infield	9:00-9:15	10:00-10:15	3:00-3:15	4:00-4:15
Home BP	9:15-10:00	10:15-11:00	3:15-4:00	4:15-5:00
Visitors BP	10:15-11:00	11:15-12:00	4:15-5:00	5:15-6:00
Visitors Infield	11:00-11:15	12:00-12:15	5:00-5:15	6:00-6:15
Grounds Crew	11:15-11:55	12:15-12:55	5:15-5:55	6:15-6:55

Practice times are subject to change due to weather, pre-game activities, and the manager's discretion without notice.

SEA DOGS MEDIA RELATIONS CONTACTS:

207-874-9300 207-780-0317 (Fax)

Mike Antonellis:
Director of Broadcasting/Media Relations
mantonellis@seadogs.com

Chris Cameron:
Vice President/Communications & Fan Experience
ccameron@seadogs.com

Qualifying Marks: To qualify for a minor league batting title, a player must have a minimum of 383 plate appearances. To qualify for earned run average championship, a pitcher must have at least 114 innings pitched.

Determining Batting Average: Divide the number of hits by the number of at-bats (at-bats do not include walks, sacrifices, hit by pitches, or times awarded first base on interference or obstruction).
Determining Earned Run Average: Divide the number of earned runs by the number of innings pitched and multiply by nine.

Determining ERA (Earned Run Average): Earned run average represents the number of earned runs a pitcher allows per nine innings -- with earned runs being any runs that scored without the aid of an error or a passed ball. ERA is the most commonly accepted statistical tool for evaluating pitchers. The formula for finding ERA is: $9 \times \text{earned runs} / \text{innings pitched}$. If a pitcher exits a game with runners on base, any earned runs scored by those runners will count against him.

Determining WHIP: WHIP is one of the most commonly used statistics for evaluating a pitcher's performance. The statistic shows how well a pitcher has kept runners off the basepaths, one of his main goals. The formula is simple enough -- it's the sum of a pitcher's walks and hits, divided by his total innings pitched.

Determining a Save: A pitcher is credited with a save when he meets the following conditions:

1. He is the last pitcher in a game won by his club.
2. He is not the winning pitcher.
3. He meets one of the following:
 - A. He enters the game with a lead of no more than three runs and pitches at least one inning, or
 - B. He enters the game with the potential tying run either on base, at-bat, on-deck, or
 - C. He pitches effectively for at least three innings in relief.

Determining Slugging Percentage: Divide the total bases of all hits by the total times at-bat.

Determining Fielding Percentage: Divide the total number of putouts and assists by the total number of putouts, assists, and errors.

Determining On-Base Percentage: Divide the number of times reached base by the number of plate appearances (which include at-bats, walks, hit by pitch, and times interfered by catcher).

Determining Magic Number: Take the total number of games yet to be played, add one, then subtract the number of games ahead in the loss column of the standing from the closest opponent.

Major League Rookie Status: Not more than 130 at-bats or 50 innings pitched in the Major Leagues during a previous season or seasons, nor more than 45 days on a Major League roster during the 25-player limit.

Consecutive Game Playing Streak: A player streak shall be extended if the player plays during a half inning on defense, or if he completes a time at-bat by reaching base or being put out. A pinch-running appearance shall not extend a streak. If a player is ejected from a game before he can comply with the requirements of this rule, his streak shall continue.

HADLOCK FIELD GROUND RULES

HOME RUNS

From the left-field foul line to the vertical yellow line left of the video board, the ball must clear the fence to be a home run. A ball hit to the right of the vertical yellow line that is located to the left of the video board and above the billboards is a home run.

The Billboards and any netting or supports above the left-field fence are over the wall, and thus it's a home run if it hits any of those structures.

Any ball hitting the left-field wall in fair territory and bouncing out of play is a ground-rule double.

From the yellow line to the left of the video board to the right-field foul line is - it is a home run if it clears the yellow line.

SCOREBOARD

If a ball becomes lodged between the net and the scoreboard - it is a ground rule double.

DUGOUTS

There is a white line around the area where the batboys and photographers sit. If it crosses those lines, it is a dead ball.

If the ball bounces off the lip of the dugout back onto the field, the ball is live. If it goes into the dugout, it's a dead ball.

If the ball hits the straight vertical portion of the padding on the dugout, it is in play. If it remains on the field and doesn't cross the white lines mentioned about in C-1, It is a dead ball if it goes into the dugout.

If the ball hits the inclined portion of the padding, it is a dead ball.

PROTECTIVE NETTING

A batted ball that hits the net located between the first base dugout, behind homeplate, and down the third base line in the air is a dead ball. A batted ball that hits that net after hitting the ground is in play, either fair or foul, as determined by the umpire.

A thrown ball that hits the net located between the first base dugout, behind homeplate, and down the third base line remains in play.

TARP

Draw an imaginary line from the far end of the tarp to the fencing that juts out (Section P1).

A player may not elevate himself on the tarp to catch the ball, but he may lean over it.

BACKSTOP

Once the ball touches the netting on a foul pop, it is a dead ball.

Dale Rand