

# Portland Sea Dogs

## 2018 MEDIA GUIDE



DOUBLE-A AFFILIATE  
OF THE BOSTON RED SOX

# Portland Sea Dogs

## 2018 SCHEDULE

# April

SUN	MON	TUE	WED	THU	FRI	SAT
1	2	3	4	5	6	7
BI 8 2:05	RE 9 6:35	RE 10 6:35	RE 11 1:05	12	BI 13 6:00	BI 14 1:00
BI 15 1:00	HF 16 6:00	HF 17 6:00	HF 18 6:00	HF 19 12:00	TR 20 7:00	TR 21 1:00
TR 22 1:00	HF 23 7:05	HF 24 7:05	HF 25 7:05	26	RE 27 6:00	RE 28 1:00
RE 29 1:00	TR 30 6:00					

# June

SUN	MON	TUE	WED	THU	FRI	SAT
					HB <sup>1</sup>	HB <sup>2</sup>
			FIREWORKS	JUNE 21		
HB <sup>3</sup> 3:30	4	BO <sup>5</sup> 7:00	BO <sup>6</sup> 7:00	BO <sup>7</sup> 11:00	AK <sup>8</sup> 7:00	AK <sup>9</sup> 6:00
AK <sup>10</sup> 1:00	11	RI <sup>12</sup> 6:35	RI <sup>13</sup> 6:35	RI <sup>14</sup> 6:35	BO <sup>15</sup> 7:05	BO <sup>16</sup> 6:35
BO <sup>17</sup> 1:35	18	RE <sup>19</sup> 7:00	RE <sup>20</sup> 7:00	RE <sup>21</sup> 6:00	TR <sup>22</sup> 7:00	TR <sup>23</sup> 6:00
TR <sup>24</sup> 1:00	NH <sup>25</sup> 7:05	NH <sup>26</sup> 7:05	NH <sup>27</sup> 7:05	NH <sup>28</sup> 7:05	BI <sup>29</sup> 7:00	BI <sup>30</sup> 6:00

# August

SUN	MON	TUE	WED	THU	FRI	SAT
			ER <sup>1</sup> 7:00	ER <sup>2</sup> 12:00	RI <sup>3</sup> 7:00	RI <sup>4</sup> 6:00
		FIREWORKS AUGUST 21				
RI <sup>5</sup> 1:00			ER <sup>7</sup> 7:05	ER <sup>8</sup> 7:05	AK <sup>9</sup> 7:05	AK <sup>10</sup> 7:05
AK <sup>12</sup> 2:05			TR <sup>14</sup> 7:00	TR <sup>15</sup> 7:00	TR <sup>16</sup> 12:00	AL <sup>17</sup> 7:00
						AL <sup>18</sup> 6:00
AL <sup>19</sup> 1:00	NH <sup>20</sup> 7:00	NH <sup>21</sup> 6:00	NH <sup>22</sup> 7:05	NH <sup>23</sup> 7:05	RE <sup>24</sup> 7:05	RE <sup>25</sup> 8:35
RE <sup>26</sup> 2:05	NH <sup>27</sup> 7:00	NH <sup>28</sup> 7:00	NH <sup>29</sup> 7:00	NH <sup>30</sup> 7:05	BI <sup>31</sup>	

## FIREWORKS

**MAY 25**  
**JUNE 21**  
**JULY 3**  
**JULY 21**  
**AUGUST 21**

## HOME GAME

## AWAY GAME

# May

SUN	MON	TUE	WED	THU	FRI	SAT
		TR <sup>1</sup>	TR <sup>2</sup>	HF <sup>3</sup>	HF <sup>4</sup>	HF <sup>5</sup>
FIREWORKS MAY 25		6:00	6:00	7:05	7:05	8:05
HF <sup>6</sup>	NH <sup>7</sup>	NH <sup>8</sup>	NH <sup>9</sup>	BI <sup>10</sup>	BI <sup>11</sup>	BI <sup>12</sup>
1:05	6:35	6:35	6:35	6:00	6:00	1:00
BI <sup>13</sup>	RE <sup>14</sup>	RE <sup>15</sup>	RE <sup>16</sup>	AL <sup>17</sup>	AL <sup>18</sup>	AL <sup>19</sup>
1:00	6:35	11:35	11:35	6:00	6:00	6:00
AL <sup>20</sup>		HF <sup>22</sup>	HF <sup>23</sup>	HF <sup>24</sup>	RE <sup>25</sup>	RE <sup>26</sup>
6:00		6:00	6:00	11:00	6:00	1:00
RE <sup>27</sup>	RE <sup>28</sup>	NH <sup>29</sup>	NH <sup>30</sup>	NH <sup>31</sup>		
1:00	1:00	6:35	6:35	11:35		

# July

SUN	MON	TUE	WED	THU	FRI	SAT
<b>BI</b> 1:00	<b>BI</b> 7:00	<b>BI</b> 6:00	<b>HF</b> 4:05	<b>HF</b> 7:05	<b>HF</b> 6:05	<b>HF</b> 6:05
<b>HF</b> 1:05	<b>All-Star Break</b>			<b>NH</b> 7:00	<b>NH</b> 7:00	<b>NH</b> 6:00
<b>NH</b> 1:00	<b>BI</b> 6:35	<b>BI</b> 6:35	<b>BI</b> 1:05	<b>HF</b> 7:00	<b>HF</b> 7:00	<b>HF</b> 6:00
<b>HF</b> 1:00	<b>HB</b> 7:00	<b>HB</b> 7:00	<b>HB</b> 12:00	<b>TR</b> 7:00	<b>TR</b> 7:00	<b>TR</b> 7:00
<b>TR</b> 5:00		<b>ER</b> 7:00	<b>FIREWORKS JULY 3, 21</b>			

# September

SUN	MON	TUE	WED	THU	FRI	SAT
						<b>BI</b> 6:05
<b>BI</b> 6:35	<b>BI</b> 1:05		<b>EASTERN</b> 5	<b>LEAGUE</b> 6	<b>PLAYOFFS</b> 7	<b>BEGIN</b> 8

**SCHEDULE AND GAME TIMES SUBJECT TO CHANGE**

EASTERN LEAGUE OPPONENTS	EASTERN DIVISION		<b>BI</b> BINGHAMTON RUMBLE PONIES NEW YORK METS		<b>AK</b> AKRON RUBBERDUCKS CLEVELAND INDIANS
			<b>HF</b> HARTFORD YARD GOATS COLORADO ROCKIES		<b>AL</b> ALTOONA CURVE PITTSBURGH PIRATES
			<b>NH</b> NEW HAMPSHIRE FISHER CATS TORONTO BLUE JAYS		<b>BO</b> BOWIE BAYSOX BALTIMORE ORIOLES
			<b>PO</b> PORTLAND SEA DOGS BOSTON RED SOX		<b>ER</b> ERIE SEAWOLVES DETROIT TIGERS
			<b>RE</b> READING FIGHTIN PHILS PHILADELPHIA PHILLIES		<b>HB</b> HARRISBURG SENATORS WASHINGTON NATIONALS
			<b>TR</b> TRENTON THUNDER NEW YORK YANKEES		<b>RI</b> RICHMOND FLYING SQUIRRELS SAN FRANCISCO GIANTS

# TABLE OF CONTENTS

## Sea Dogs Information

Front Office Directory.....	4
Hadlock Field.....	5
Directions & Parking.....	5
Ticket & Group Info.....	6
Promotional Schedule.....	7

## Boston Red Sox Organization

Front Office Directory.....	10
Red Sox Farm System.....	11
2017 Boston Red Sox Statistics.....	12
2017 Pawtucket Red Sox Statistics.....	14
2017 Portland Sea Dogs Statistics.....	16
2017 Salem Red Sox Statistics.....	18
2017 Greenville Drive Statistics.....	19
2017 Lowell Spinners Statistics.....	20
Red Sox <i>Baseball America</i> Info.....	22
2017 Red Sox Draft Results.....	24
Sea Dogs Managerial Records.....	24

## 2018 Portland Sea Dogs Field Staff

Sea Dogs Manager.....	25
Sea Dogs Coaching Staff.....	26

## Eastern League

Eastern League Directory.....	27
Eastern League Policies.....	28
Eastern League Stadium Info.....	29
Eastern League Standings.....	30
2017 Eastern League Leaders.....	33
Eastern League Champions.....	34
Eastern League Travel.....	36
Eastern League Umpires.....	37
Eastern League Opponents.....	38
Series Sweeps.....	49

## 2017 Sea Dogs Season in Review

Season Summary.....	51
Record When.....	52
Transactions.....	53
Highs & Lows.....	55
Day-by-Day.....	57

## Sea Dogs History & Records

Sea Dogs Timeline.....	59
Sea Dogs "Firsts".....	64
Last Time it Happened.....	65
Position Players Who Have Pitched.....	65
Pitchers Who Have Homered.....	65
Individual Monthly Leaders.....	66
Team Monthly Leaders.....	67
Yearly Team Leaders.....	68
Individual Streaks.....	69
Player of the Week Awards.....	70
Sea Dogs Honors & Awards.....	71
Sea Dogs All-Stars.....	72
Team Awards.....	73
Top Performances.....	74
Single Game Records.....	75
Franchise Records.....	76
Single Season Records.....	77
Career Records.....	78
All-Time Roster.....	79
Hall of Fame.....	84
Playoff History.....	89
Playoff Procedures.....	93
Opening Day Lineups.....	94
Rehab Assignments.....	95
Attendance History.....	96
History of Baseball in Maine.....	97

## Media Information

Sea Dogs Radio & TV Networks.....	98
Media Outlets.....	98
Credential Information.....	99
Standard Game Times.....	100
Batting Practice & Infield Schedule.....	100
Sea Dogs' Media Contacts.....	100
How Did You Get That?.....	101
Hadlock Field Ground Rules.....	102

## About the Media Guide

The 2018 Portland Sea Dogs Media Guide was produced by Mike Antonellis, Chris Cameron & Ted Seavey. Editorial assistance provided by Mike Antonellis. Statistical information provided by Major League Baseball Advanced Media.

## FRONT OFFICE DIRECTORY



**Portland Sea Dogs**  
**Class AA- Eastern League**  
**Affiliate- Boston Red Sox**  
**OFFICE:** 207-874-9300  
**TICKETS:** 207-879-9500  
**FAX:** 207-780-0317  
**E-MAIL:** [seadogs@seadogs.com](mailto:seadogs@seadogs.com)

### **STREET ADDRESS**

271 Park Avenue  
Portland, Maine 04102

### **MAILING ADDRESS**

PO Box 636  
Portland, Maine 04104

### **Ownership, Management**

Owned & Operated.....	Portland Maine Baseball Inc.
Chairman.....	Bill Burke
Treasurer.....	Sally McNamara
President.....	Charlie Eshbach
Executive Vice President & General Manager.....	Geoff Iacuesssa
Senior Vice President.....	John Kameisha
Vice President/ Financial & Game Operations.....	Jim Heffley
Vice President/Communications & Fan Experience.....	Chris Cameron
Assistant General Manger/Sales.....	Dennis Meehan
Ticket Office Manager.....	Bryan Pahigian
Director of Corporate Sales.....	Justin Phillips
Account Manager - Sales.....	John Muzzy
Mascot Coordinator/Community Relations.....	Tim Jorn
Director of Creative Services.....	Ted Seavey
Director of Broadcasting/Media Relations.....	Mike Antonellis
Director of Food Service.....	Mike Scorza
Assistant Ticket Office Manager.....	Allison Casiles
Assistant Director, Food Service.....	Greg Moyes
Ticket Office Coordinator.....	Alan Barker
Ticket Office Coordinator.....	Samantha Fletcher
Assistant Souvenir Store Manager.....	Mitch Cunningham
Head Groundskeeper.....	Jason Cooke
Assistant Head Groundskeeper.....	Andy Cashman
Home Clubhouse Manager.....	Mike Coziahr
Visiting Clubhouse Manager.....	Mike McHugh
Director of Gameday Operations/Head Usher.....	Dave McConnell
Director of Security.....	Glenn Stankiewicz
PA Announcer.....	Paul Coughlin
Official Scorer.....	Thom Hinton
Scoreboard Operator.....	Tom Clifford



# HADLOCK FIELD

**Named After:** Edson Hadlock Jr., the baseball coach at Portland High School from 1950-1978.

**Opened:** April 18, 1994

**Seating Capacity:** 7,368

## Dimensions

	Feet	Height
Left Field	315	37 feet
Center Field	400	8 feet
Right Field	330	16 feet

## "The Maine Monster"

	Fenway Park	Hadlock Field
Left Field Dimension	310 feet	315 feet
Height of Wall	37 feet	37 feet
Length of Wall	240 feet	160 feet
Height of Screen	23 feet*	12 feet
Color of Wall	Green	Green
Material of Wall	Hard Plastic	Wood
Scoreboard	Manual	Electronic

\* Before screen was removed to add seats

## STADIUM EXPANSIONS

<u>Year</u>	<u>Capacity</u>	<u>Addition</u>
1994	6,000	
1995	6,500	Section 315--500 additional General Admissions on 3rd base line
1998	6,860	Sections 201--203 (Upper Box Seats)--added and expanded
2002	6,975	Picnic Area--115 seats added
2006	7,368	Right Field--393 seats added in U.S. Cellular Pavilion

## DIRECTIONS

**From the South:** From Interstate 295 - take exit 5 (Congress St.), merge onto Congress Street and stay left. Make a left at the first set of lights (St. John St.), stay right and merge onto Park Avenue. Hadlock Field will be directly in front of you.

**From the North:** From Interstate 295 - take exit 6A (Forest Ave. South), turn right at the first set of lights (go through Deering Oaks Park) and take a right onto Park Avenue. Go approximately 1/3 mile. The stadium is just past the Expo building on your right.

## PARKING INFORMATION

**Parking:** The City of Portland has the following lots available for parking:

Fitzpatrick Stadium

Portland Expo/ Ice Arena

Maine Medical Center Parking Garage

Maine Medical Center Lot # 2 (located at 995 Congress St.)

*These lots are safe, lighted, and monitored throughout the game.*

### PARKING RESTRICTIONS

Parking is **NOT** available on the following streets:

Grant St. (from Deering to Weymouth)

Weymouth St

Forest St.

Gilman St.

Valley Washburn (Dead End Portion)

St. John (between Washburn and Granite)

*Parking on these streets is limited to one hour, unless you are a resident.*

# TICKET & GROUP INFORMATION

**Phone:** (207) 879-9500  
**Fax:** (207) 879-9508  
**E-mail:** tickets@seadogs.com

**Hours:**  
 Monday-Friday 9:00- 5:00 PM  
 Saturday 10:00-2:00 PM  
 Game Days: Ticket Office will open at 9:00 AM on all game days and remain open until the 8th inning.

## Advance Ticket Prices:

	Adult	Child/Senior
Box Seats	\$11.00	\$10.00
U.S. Cellular Pavilion	\$11.00	\$10.00
Reserved Seats	\$10.00	\$9.00
Skyview	\$10.00	\$9.00
General Admission	\$9.00	\$6.00
All You Can Eat	\$26.00	

(Prices increase by a dollar day of game)

Children = 16 and under  
 Senior = 62 and over

Children two years and younger do not require a ticket provided they sit on a guardian's lap.

## Discounted Group Rates:

	<u>Box</u>	<u>Reserved</u>	<u>GA</u>
Minimum of 20			
Adult	\$11.00	\$8.00	\$6.00
Child/Senior	\$11.00	\$8.00	\$6.00

## Season Tickets:

Box Seat Season Tickets:	
Annual Contract:	\$497.00/seat
Three Year Contract:	\$461.50/seat

## Reserved Seat Season Tickets:

Annual Contract:	\$461.50/seat
Three Year Contract:	\$426.00/seat

## General Admission Season Tickets:

Annual Contract	\$355.00/seat
Three Year Contract	N/A

## Rain Check Policy:

If less than five innings of one game (4 1/2 innings if the Sea Dogs are ahead) are played, tickets may be exchanged at the Box Office for one ticket of equal or lesser value for any remaining regular season game, based upon availability.



**K.L. Jack**  
 POWERPLAY DrWALT  
 SKY BOXES

# PROMOTIONAL SCHEDULE

<u>DATE</u>	<u>EVENT</u>	<u>SPONSOR</u>
Fri, April 13	Opening Day	
Sat, April 14	Schedule Magnet Giveaway	Paul G. White Interior Solutions Hot 104.7 FM
Sun, April 15	The Kastaways/Hot 104.7 FM Day Jackie Robinson Day Ballet and Baseball Kids Run the Bases/Dog of the Day	Maine Veterinary Medical Center Sun Tan City
Mon, April 16	MOMday	
Tue, April 17	Volunteer Appreciation Night	
Wed, April 18	25th Season Celebration	
Thu, April 19	Spirit Day	
Fri, April 27	Graduation Night/Teacher Appreciation Night	
Sat, April 28	Most Improved Student/The Kastaways Autism Awareness Day	Embracing the World of Autism
Sun, April 29	The Kastaways Kids Club Day #1/Kids Run the Bases Most Improved Student Dog of the Day	Hood  Maine Veterinary Medical Center Portland Pie Company Sun Tan City
Mon, April 30	"Pi" Day	
Tue, May 1	MOMday	
Wed, May 2	Administrative Assistant Night Kids Club Day #2 Slugger's Birthday Celebration	Hood
Thu, May 10	College & Trades Fair at the Ballpark	
Fri, May 11	Civil Rights Night	
Sat, May 12	Most Improved Student The Kastaways Portland Monthly Giveaway	Portland Monthly
Sun, May 13	Falmouth Community Day Breast Cancer Awareness Day/MCCP Day Dog of the Day	Maine Veterinary Medical Center
Wed, May 23	Kids Run the Bases Most Improved Student High School Night of Champions	
Thu, May 24	Throwback Thursday	
Fri, May 25	Fireworks	U.S. Cellular
Sat, May 26	Most Improved Student/The Kastaways	
Sun, May 27	Superhero Day featuring the Incredible Hulk Kids Club Game #3 Kids Run the Bases Dog of the Day	Hood  Maine Veterinary Medical Center
Mon, May 28	Most Improved Student MOMday	Sun Tan City

## PROMOTIONS (CONT.)

<b><u>DATE</u></b>	<b><u>EVENT</u></b>	<b><u>SPONSOR</u></b>
Wed, June 6	Baseball & Brews Festival	
Fri, June 8	Maine Tourism Association Night	Maine Tourism Association
Sat, June 9	The Kastaways	
Sun, June 10	Prostate Cancer Awareness Night	
	Play Catch on the Field (10-11:15 AM)	Portland Kiwanis
	Kids Run the Bases	
	Dog of the Day	Maine Veterinary Medical Center
Tue, June 19	Jon Lester Bobblehead Giveaway	AAA
Wed, June 20	Goodwill Donation Drive	Goodwill Northern New England
	Welcome to Summer Celebration	
Thu, June 21	Fireworks	
	Throwback Thursday 80's Night	
Fri, June 22	Bark in the Park	Planet Dog Foundation
	Mainely Motorsports Night	
	Teacher's Hall of Fame	UNUM
	Free TV Friday	David Munster's TV Sales & Service
Sat, June 23	Be the Match Night	
	Golf Night	Resurrection Golf
	The Kastaways	
Sun, June 24	Maine Lobster Day	Lobster207.com and the Maine Lobstering Union
	Yoga in the Outfield	Maine Yoga Fest
	Kids Club Game #4	Hood
	Kids Run the Bases	
	Dog of the Day	Maine Veterinary Medical Center
Fri, June 29	Free TV Friday	David Munster's TV Sales & Service
Sat, June 30	The Kastaways	
	Scout Sleepover	
	Tom Caron Bobblehead Giveaway	Newcastle Chrysler
Sun, July 1	Canada Day	Day & Ross Freight
	Kids Run the Bases	
Mon, July 2	Kevin Millar Bobblehead Giveaway	U.S. Cellular
	MOMday	Sun Tan City
Tue, July 3	Fireworks	Infinity Federal Credit Union
Thu, July 12	Throwback Thursday	
	Gorham Community Night	
Fri, July 13	Field of Screams/Halloween at Hadlock	
	Free TV Friday	David Munster's TV Sales & Service
Sat, July 14	Appearance by American Ninja Warrior	
	Jesse Labreck	
	Epilepsy Foundation New England	
	The Kastaways	
Sun, July 15	Kids Run the Bases	
	Dog of the Day	Maine Veterinary Medical Center
	Portsmouth Day	iHeart Radio

# PROMOTIONS (CONT.)

<u>DATE</u>	<u>EVENT</u>	<u>SPONSOR</u>
Thu, July 19	Brunswick Community Night	
Fri, July 20	ZOOperstars! Free TV Friday	David Munster's TV Sales & Service
Sat, July 21	South Portland/Cape Elizabeth Community Night Fireworks	New England Ford
Sun, July 22	The Kastaways Kids Club Game #5/Princess & Pirate Day Kids Run the Bases	Hood
Mon, July 23	Dustin Pedroia Bobblehead MOMday	Bath Savings' Sun Tan City
Tue, July 24	Faith and Family Night Biddeford and Saco Community Night	
Wed, July 25	Spirit Day	
Tue, July 31	Harry Potter Night	
Wed, August 1	Rafael Devers Bobblehead Giveaway	Northeast Laboratory Services
Thu, August 2	Freeport Community Night Spirit Day	
Fri, August 3	Free TV Friday	David Munster's TV Sales & Service K12
Sat, August 4	Star Wars Night The Kastaways	
Sun, August 5	Play Catch on the Field (10-11:15 AM) Kids Run the Bases Dog of the Day	Maine Veterinary Medical Center Hood Dunkin Donuts
Tue, August 14	Kids Club Game #6 Slugger Bobblehead Giveaway	
Wed, August 15	Westbrook Community Night	
Thur, August 16	Spirit Day	
Fri, August 17	Elvis Night featuring Dana-Z as Elvis Bark in the Park Free TV Friday	David Munster's TV Sales & Services Machias Savings Bank
Sat, August 18	Xander Bogaerts Field of Dreams Bobblehead Giveaway The Kastaways	
Sun, August 19	Grandparents & Grandkids Day Kids Run the Bases	Martin's Point Health Care
Mon, August 20	Augusta Community Night MOMday	Sun Tan City
Tue, August 21	Fireworks	Emerson Toyota
Mon, August 27	Women in Sports Night Yarmouth Community Night MOMday	Sun Tan City
Tue, August 28	Lewiston/Auburn Community Night	
Wed, August 29	Field of Dreams/Fan Appreciation Game	Nextgen College Investing Plan
Thu, August 30	Team Awards Night	



# RED SOX FRONT OFFICE



Fenway Park  
4 Yawkey Way  
Boston, MA 02215  
617-267-9440  
www.redsox.com

## OFFICERS

Principal Owner.....	John W. Henry
Chairman.....	Thomas C. Werner
President.....	Sam Kennedy
President of Baseball Operations.....	David Dombrowski
President/CEO Emeritus.....	Larry Lucchino

## EXECUTIVE MANAGEMENT TEAM

Executive Vice President/Business Affairs.....	Jonathan Gilula
Executive Vice President/Partnerships.....	Troup Parkinson
Executive Vice President/FSG Corporate Strategy & General Counsel.....	Ed Weiss
Executive Vice President/Chief Financial Officer.....	Tim Zue
Senior Vice President/Player Personnel.....	Allard Baird
Senior Vice President/Strategic Planning & Senior Counsel.....	David Beeston
Senior Vice President/Ticketing, Fenway Events & Concerts.....	Ron Bumgarner
Senior Vice President/Chief Marketing Officer.....	Adam Grossman
Senior Vice President/Assistant General Manager.....	Brian O'Halloran
Senior Vice President/Human Resources.....	Amy Waryas
Senior Vice President/Baseball Operations.....	Frank Wren

## BASEBALL OPERATIONS & ADMINISTRATION

Vice President/Pitching Development & Assistant Pitching Coach.....	Brian Bannister
Vice President/Baseball Administration.....	Raquel Ferreira
Vice President/Baseball Research & Development.....	Zack Scott
Special Assistants to the President of Baseball Operations.....	Pedro Martinez, Jason Varitek
Senior Director, Team Travel.....	Jack McCormick
Senior Advisor, Baseball Operations.....	Bill James
Baseball Research & Development Analyst.....	Dan Meyer
Assistant Director, Baseball Administration.....	Mike Regan
Baseball Operations Analysts.....	Gregory Rybarczyk, Joe McDonald
Executive Assistant, Baseball Operations.....	Erin Cox
Senior Baseball Systems Development Lead.....	Michael Ganley

## MINOR LEAGUE OPERATIONS

Vice President, Player Development.....	Ben Crockett
Assistant Director, Player Development.....	Brian Abraham
Pitching Development Analyst.....	Dave Bush
Minor League Equipment Manager.....	Mike Stelmach
Player Development Consultants.....	Dick Berardino, Tony Cloninger, Dwight Evans, Tommy Harper, Carl Yastrzemski

## SCOUTING

Vice President/Player Personnel.....	Jared Banner
Vice President/Professional Scouting.....	Gus Quattlebaum
Vice President/Amateur Scouting.....	Michael Rikard
Vice President/International Scouting.....	Adrian Lorenzo
Assistant Director, Amateur Scouting.....	Paul Toboni
Advance Scout.....	Steve Langone
Assistant Director, Professional Scouting.....	Harrison Slutsky
Assistant, Amateur Scouting.....	Devin Pearson
Assistant, International Scouting.....	James Kang
Special Assistant, Player Personnel.....	Mark Wasinger
Special Assignment Scouts.....	Eddie Bane, Steve Peck, Brad Sloan

## COMMUNICATIONS

Senior Director of Corporate Communications.....	Zineb Curran
Senior Director of Media Relations.....	Kevin Gregg
Senior Manager of Media Relations.....	Abby DeCiccio
Media Relations Coordinator.....	Justin Long
Media Relations Assistant.....	Chris Gilligan
Media Relations Assistant/Translator.....	Daveson Perez

# BOSTON RED SOX FARM SYSTEM



Pawtucket Red Sox  
McCoy Stadium (10,000)  
Ben Mondor Way  
P.O. Box 2365  
Pawtucket, RI 02861-2365  
(401) 724-7300  
Fax (401) 724-2140  
www.pawsox.com

International  
(Triple-A)

Kevin Boles-Manager  
Bruce Crabbe-Coach  
Rich Gedman-Hitting Coach  
Kevin Walker-Pitching Coach  
Eric Velazquez-Trainer

Larry Lucchino, Chairman  
Mike Tamburro, Vice Chairman  
Charles Steinberg, President  
Dan Rea, Senior VP/GM  
Bill Wanless, VP Communications  
& Community Relations  
pr@pawsox.com



Portland Sea Dogs  
Hadlock Field (7,368)  
271 Park Avenue  
Portland, ME 04104  
(207) 874-9300  
Fax (207) 780-0317  
www.seadogs.com

Eastern  
(Double-A)

Darren Fenster-Manager  
Lee May Jr.-Hitting Coach  
Paul Abbott-Pitching Coach  
Luke Montz-Coach  
Scott Gallon-Trainer

Charlie Eshbach, Pres.  
Geoff Iacuesa, GM  
Mike Antonellis, Media Relations  
mantonellis@seadogs.com



Salem Red Sox  
Louis-Gale Field (6,300)  
1004 Texas St.  
Salem, VA 24153  
(540) 389-3333  
www.salemredsox.com

Carolina  
(Advanced-A)

Joe Oliver-Manager  
Nelson Paulino-Hitting Coach  
Lance Carter-Pitching Coach  
Nick Kuchwara-Trainer

Ryan Shelton, GM  
Allen Lawrence, VP/Asst. GM  
Ben Gellman-Chomsky, Media Relations  
bgellman@salemsox.com



Greenville Drive  
Fluor Field  
at the West End (5,000)  
945 South Maine St.  
Greenville, SC 29601  
(864) 240-4500  
www.greenvilledrive.com

South Atlantic  
(Single-A)

Iggy Suarez-Manager  
Wilton Veras-Hitting Coach  
Bob Kipper-Pitching Coach  
Phil Millan-Trainer

Craig Brown, Owner/Pres.  
Eric Jarinko, GM  
Cameron White, PR  
Cameron@greenvilledrive.com



Lowell Spinners  
LeLachur Park (5,000)  
450 Aiken St.  
Lowell, MA 01854  
(978) 459-2255  
www.lowellspinners.com

New York-Penn  
(Short-A)

Corey Wimberly-Manager  
Nate Spears-Hitting Coach  
Nick Green-Pitching Coach  
Joel Harris-Trainer

Drew Weber, Owner & CEO  
Shawn Smith, GM  
Connor Sullivan, MR  
video@lowellspinners.com



Gulf Coast Red Sox  
JetBlue Park (9,500)  
1500 Fenway South Drive  
Fort Myers, FL 33913  
(239) 226-6158

Gulf Coast  
(Rookie)

Tom Kotchman-Manager  
Dave Tomlin-Coach  
Junior Zamora-Hitting Coach  
Dick Such-Pitching Coach  
Mickey Jiang-Coach  
David Herrera-Trainer

# 2017 BOSTON RED SOX

## BOSTON RED SOX

93-69

BATTERS	AVG	G	AB	R	H	2B	3B	HR	RBI	BB	SO	SB	CS	SF	OBP	HBP	E
Benintendi, Andrew	.271	151	573	84	155	26	1	20	90	70	112	20	5	8	.352	6	5
Betts, Mookie	.264	153	628	101	166	46	2	24	102	77	79	26	3	5	.344	2	5
Bogaerts, Xander	.273	148	571	94	156	32	6	10	62	56	116	15	1	2	.343	6	17
Bradley Jr., Jackie	.245	133	482	58	118	19	3	17	63	48	124	8	3	2	.323	9	4
d'Arnaud, Chase	1.000	2	1	2	1	0	0	0	0	0	0	0	0	0	1.000	0	0
Davis, Rajai	.235	117	336	56	79	19	2	5	20	27	83	29	7	1	.293	1	3
Devers, Rafael	.284	58	222	34	63	14	0	10	30	18	57	3	1	0	.338	0	14
Hernandez, Marco	.276	21	58	7	16	3	0	0	2	1	15	0	1	0	.300	1	6
Holt, Brock	.200	64	140	20	28	6	0	0	7	19	34	2	1	2	.305	3	4
Leon, Sandy	.225	85	271	32	61	14	0	7	39	25	74	0	0	0	.290	1	1
Lin, Tzu-Wei	.268	25	56	7	15	0	2	0	2	9	17	1	1	0	.369	0	1
Marrero, Deven	.211	71	171	32	36	9	0	4	27	12	61	5	0	2	.259	0	3
Moreland, Mitch	.246	149	508	73	125	34	0	22	79	57	120	0	1	5	.326	6	5
Nunez, Eduardo	.321	38	165	23	53	12	0	8	27	6	25	6	2	0	.353	2	4
Pedroia, Dustin	.293	105	406	46	119	19	0	7	62	49	48	4	3	4	.369	2	2
Ramirez, Hanley	.242	133	496	58	120	24	0	23	62	51	116	1	3	0	.320	6	0
Rutledge, Josh	.224	37	107	10	24	2	0	0	9	9	31	1	0	0	.297	2	4
Sandoval, Pablo	.212	32	99	10	21	2	0	4	12	8	24	0	0	1	.269	0	5
Selsky, Steve	.111	8	9	0	1	1	0	0	2	0	5	0	0	0	.111	0	0
Swihart, Blake	.200	6	5	1	1	0	0	0	0	2	3	0	0	0	.111	0	0
Travis, Sam	.263	33	76	13	20	6	0	0	1	6	23	1	0	0	.325	1	2
Vazquez, Christian	.290	99	324	43	94	18	2	5	32	17	64	7	2	1	.330	3	2
Young, Chris	.235	90	243	30	57	12	2	7	25	30	55	3	2	1	.322	2	0
<b>Team Total</b>	<b>.258</b>	<b>162</b>	<b>5669</b>	<b>785</b>	<b>1461</b>	<b>302</b>	<b>19</b>	<b>168</b>	<b>735</b>	<b>571</b>	<b>1224</b>	<b>106</b>	<b>31</b>	<b>36</b>	<b>.329</b>	<b>53</b>	<b>107</b>

# 2017 BOSTON RED SOX

PITCHERS	W	L	ERA	G	GS	CG	SHO	SV	IP	H	R	ER	HR	HB	BB	SO	BK	WP
Abad, Fernando	2	1	3.40	48	0	0	0	1	43.2	48	18	16	4	1	14	37	1	0
Barnes, Matt	7	3	3.88	70	0	0	0	1	69.2	57	31	30	7	1	28	83	0	3
Boyer, Blaine	1	1	4.35	32	0	0	0	0	41.1	50	20	20	3	1	14	33	0	1
Elias, Roenis	0	0	0.00	1	0	0	0	0	0.1	0	0	0	0	0	1	1	0	0
Fister, Doug	5	9	4.88	18	15	1	0	0	90.1	87	55	49	9	3	38	83	1	2
Hembree, Heath	2	3	3.63	62	0	0	0	0	62.0	72	29	25	10	1	18	70	0	2
Johnson, Brian	2	0	4.33	5	5	1	1	0	27.0	32	13	13	5	0	8	21	0	0
Kelly, Joe	4	1	2.79	54	0	0	0	0	58.0	42	19	18	3	1	27	52	0	4
Kendrick, Kyle	0	2	12.96	2	2	0	0	0	8.1	18	12	12	1	0	3	3	0	0
Kimbrell, Craig	5	0	1.43	67	0	0	0	35	69.0	33	11	11	6	4	14	126	0	5
Maddox, Austin	0	0	0.52	13	0	0	0	0	17.1	13	1	1	1	0	2	14	0	0
Martin, Kyle	0	0	3.86	2	0	0	0	0	2.1	2	1	1	1	0	2	1	0	0
Moreland, Mitch	0	0	0.00	1	0	0	0	0	1.0	2	0	0	0	0	0	1	0	0
Pomeranz, Drew	17	6	3.32	32	32	0	0	0	173.2	166	69	64	19	4	69	174	0	6
Porcello, Rick	11	17	4.65	33	33	2	0	0	203.1	236	125	105	38	6	48	181	0	5
Price, David	6	3	3.38	16	11	0	0	0	74.2	65	30	28	8	4	24	76	0	2
Ramirez, Noe	0	0	3.86	2	0	0	0	0	4.2	3	2	2	2	0	1	4	0	0
Reed, Addison	1	1	3.33	29	0	0	0	0	27.0	16	10	10	5	1	9	28	0	1
Rodriguez, Eduardo	6	7	4.19	25	24	0	0	0	137.1	126	66	64	19	5	50	150	1	1
Ross Jr., Robbie	0	0	7.00	8	0	0	0	0	9.0	12	7	7	0	3	5	9	0	2
Sale, Chris	17	8	2.90	32	32	1	0	0	214.1	165	73	69	24	8	43	308	0	3
Scott, Robby	2	1	3.79	57	0	0	0	0	35.2	22	16	15	7	3	13	31	0	3
Smith, Carson	0	0	1.35	8	0	0	0	1	6.2	7	1	1	0	0	2	7	0	0
Taylor, Ben	0	1	5.19	14	0	0	0	1	17.1	20	10	10	3	0	9	18	0	1
Velazquez, Hector	3	1	2.92	8	3	0	0	0	24.2	21	8	8	4	0	7	19	0	0
Workman, Brandon	1	1	3.18	33	0	0	0	0	39.2	37	17	14	7	1	11	37	0	1
Wright, Steven	1	3	8.25	5	5	0	0	0	24.0	40	24	22	9	2	5	13	0	1
<b>Team Total</b>	<b>93</b>	<b>69</b>	<b>3.70</b>	<b>162</b>	<b>162</b>	<b>5</b>	<b>11</b>	<b>39</b>	<b>1482.1</b>	<b>1384</b>	<b>668</b>	<b>610</b>	<b>195</b>	<b>49</b>	<b>465</b>	<b>1580</b>	<b>3</b>	<b>43</b>

# 2017 PAWTUCKET RED SOX

## PAWTUCKET RED SOX

67-75

BATTERS	AVG	G	AB	R	H	2B	3B	HR	RBI	BB	SO	SB	CS	SF	OBP	HBP	E
Barfield, Jeremy	.455	3	11	3	5	0	0	1	1	4	1	0	0	0	.600	0	0
Bogusevic, Brian	.278	76	291	43	81	15	2	12	40	21	57	4	4	2	.331	3	0
Bradley Jr., Jackie	.200	2	5	1	1	0	0	1	1	2	2	0	0	0	.429	0	0
Brentz, Bryce	.271	120	450	75	122	21	1	31	85	42	109	1	1	1	.334	1	8
Butler, Dan	.259	73	232	26	60	15	0	4	34	27	48	0	0	4	.336	2	4
Castillo, Rusney	.314	87	347	52	109	22	0	15	43	11	51	14	2	2	.350	9	2
Court, Ryan	.263	106	388	49	102	21	3	10	44	46	125	5	2	2	.347	5	4
Craig, Allen	.253	47	158	18	40	7	0	1	14	22	40	0	2	0	.352	2	0
Devers, Rafael	.400	9	35	6	14	1	0	2	4	3	8	0	0	0	.447	0	4
Dominguez, Chris	.264	116	424	47	112	20	0	16	67	19	68	3	2	6	.295	2	5
Holt, Brock	.214	20	70	9	15	1	0	3	9	6	14	0	0	0	.286	1	1
Lake, Junior	.246	19	61	6	15	2	1	0	1	4	19	2	0	0	.292	0	0
Lin, Tzu-Wei	.227	35	141	12	32	5	1	2	9	11	28	2	4	0	.283	0	2
Marrero, Deven	.240	50	183	17	44	13	0	3	14	6	52	1	4	2	.266	1	4
Meneses, Heiker	.291	68	237	34	69	10	2	1	16	6	70	9	2	0	.317	3	1
Miller, Mike	.261	85	280	37	73	11	1	3	28	30	52	4	5	3	.344	7	5
Peralta, Jhonny	.200	10	40	4	8	1	0	2	5	0	11	0	0	1	.195	0	1
Roberson, Tim	.217	19	69	3	15	3	0	0	6	2	20	0	0	0	.239	0	0
Romanski, Jake	.286	15	56	5	16	1	0	0	3	1	4	0	0	0	.298	0	1
Rosario, Jose	.333	1	3	0	1	0	0	0	0	0	0	0	0	0	.333	0	0
Rutledge, Josh	.120	9	25	2	3	1	0	1	1	4	10	0	0	0	.241	0	0
Sandoval, Pablo	.221	20	77	7	17	3	0	1	4	4	16	0	0	0	.259	0	3
Selsky, Steve	.215	79	297	30	64	10	1	11	39	18	97	1	1	2	.270	5	2
Swihart, Blake	.190	53	195	22	37	6	1	4	23	13	54	1	0	1	.246	2	2
Tavarez, Aneury	.244	33	135	11	33	3	3	4	13	7	29	2	1	0	.292	2	1
Travis, Sam	.270	82	304	40	82	14	0	6	24	37	57	6	2	0	.351	1	2
Witte, Jantzen	.242	80	244	31	59	10	1	3	24	35	52	3	2	0	.342	2	6
<b>Team Total</b>	<b>.258</b>	<b>142</b>	<b>4758</b>	<b>590</b>	<b>1229</b>	<b>216</b>	<b>16</b>	<b>137</b>	<b>552</b>	<b>381</b>	<b>1094</b>	<b>58</b>	<b>34</b>	<b>26</b>	<b>.318</b>	<b>48</b>	<b>64</b>



# 2017 PAWTUCKET RED SOX

PITCHERS	W	L	ERA	G	GS	CG	SHO	SV	IP	H	R	ER	HR	HB	BB	SO	BK	WP
Beeks, Jalen	6	7	3.86	17	17	0	0	0	95.2	86	45	41	10	2	33	97	0	4
Boyer, Blaine	0	2	2.93	11	0	0	0	2	15.1	13	5	5	0	0	7	12	0	0
Buttrey, Ty	1	1	7.64	10	0	0	0	0	17.2	21	16	15	2	0	10	18	0	4
Callahan, Jamie	1	1	4.03	22	0	0	0	4	29.0	28	14	13	2	0	13	36	0	1
Cordier, Erik	0	1	5.40	6	0	0	0	1	8.1	4	5	5	0	0	9	15	0	1
Elias, Roenis	1	4	6.62	7	7	0	0	0	34.0	43	25	25	9	4	9	25	2	1
Haley, Justin	2	2	2.93	12	11	1	0	0	61.1	52	21	20	10	1	10	46	1	1
Haviland, Shawn	6	8	4.33	23	17	2	1	0	126.2	119	63	61	22	5	41	99	0	5
Jerez, Williams	0	2	3.75	9	0	0	0	0	12.0	9	7	5	3	1	6	10	0	0
Johnson, Brian	3	4	3.09	17	17	0	0	0	90.1	82	32	31	10	1	28	70	0	0
Kelly, Joe	0	0	0.00	1	0	0	0	0	1.0	0	0	0	0	0	0	1	0	0
Kendrick, Kyle	5	7	5.67	18	18	2	1	0	101.2	114	67	64	24	5	16	67	0	1
Maddox, Austin	2	2	3.50	27	0	0	0	6	36.0	22	14	14	2	0	21	38	0	3
Martin, Kyle	0	4	4.36	33	0	0	0	1	53.2	56	26	26	7	4	26	50	0	6
Miller, Mike	0	1	12.71	4	0	0	0	0	5.2	14	8	8	3	0	2	1	0	0
Olmos, Edgar	9	3	2.68	29	6	0	0	4	87.1	67	31	26	6	7	33	77	0	2
Owens, Henry	4	5	3.91	14	14	0	0	0	69.0	57	32	30	6	6	60	72	0	6
Price, David	0	0	9.53	2	2	0	0	0	5.2	12	9	6	1	0	2	8	0	1
Ramirez, Noe	3	3	3.51	33	0	0	0	5	48.2	40	19	19	7	3	16	57	0	1
Rodriguez, Eduardo	0	1	4.35	2	2	0	0	0	10.1	10	5	5	0	1	5	12	0	2
Ross Jr., Robbie	1	0	1.50	6	0	0	0	0	6.0	1	1	1	0	0	3	7	0	0
Scott, Robby	0	0	0.00	7	0	0	0	0	7.1	3	0	0	0	0	5	5	0	1
Shepherd, Chandler	1	5	4.07	34	1	0	0	2	59.2	59	31	27	5	1	18	68	0	3
Smith, Carson	1	1	4.15	10	0	0	0	0	8.2	10	5	4	0	0	3	6	1	0
Smith, Josh	0	0	0.00	2	0	0	0	1	5.1	1	0	0	0	0	3	3	1	0
Taylor, Ben	0	0	2.70	12	0	0	0	2	13.1	7	4	4	2	0	5	12	0	0
Velazquez, Hector	8	4	2.21	19	19	0	0	0	102.0	78	27	25	7	2	24	79	0	0
Walden, Marcus	10	6	3.92	29	15	1	1	0	105.2	102	52	46	4	4	36	86	0	6
Workman, Brandon	4	1	1.55	18	0	0	0	2	29.0	16	6	5	1	0	13	35	0	2
<b>Team Total</b>	<b>67</b>	<b>75</b>	<b>3.84</b>	<b>142</b>	<b>142</b>	<b>6</b>	<b>18</b>	<b>30</b>	<b>1229.0</b>	<b>1109</b>	<b>562</b>	<b>524</b>	<b>140</b>	<b>47</b>	<b>454</b>	<b>1101</b>	<b>4</b>	<b>51</b>

# 2017 PORTLAND SEA DOGS

## PORTLAND SEA DOGS

65-74

BATTERS	AVG	G	AB	R	H	2B	3B	HR	RBI	BB	SO	SB	CS	SF	OBP	HBP	E
Barfield, Jeremy	.288	92	344	62	99	21	0	27	75	30	89	1	0	1	.359	9	3
Bethea, Danny	.239	22	67	9	16	3	0	2	11	7	17	0	0	0	.311	0	1
Chavis, Michael	.250	67	248	39	62	18	0	14	39	20	15	56	1	0	.310	3	6
De La Guerra, Chad	.270	52	196	34	53	15	0	4	23	23	48	2	1	0	.353	2	9
DePew, Jake	.218	32	101	11	22	0	0	2	11	8	20	1	0	0	.288	2	1
Devers, Rafael	.300	77	287	48	86	19	3	18	56	31	55	0	3	1	.369	1	12
Holt, Brock	.250	4	12	2	3	0	0	0	1	2	1	0	0	0	.357	0	0
Lin, Tzu-Wei	.302	48	159	31	48	9	3	5	19	20	27	8	2	2	.379	1	5
Longhi, Nick	.262	62	237	28	62	15	0	6	33	13	40	0	1	0	.306	2	2
Lopez, Deiner	.247	73	231	38	57	5	1	3	17	16	66	5	0	2	.296	1	10
Lovullo, Nick	.294	6	17	0	5	0	0	0	2	3	5	0	0	0	.400	0	1
Mars, Danny	.304	119	477	62	145	21	4	6	47	33	95	12	10	2	.351	3	1
Meneses, Heiker	.229	20	70	8	16	3	0	0	4	7	14	2	2	1	.295	0	1
Meyers, Mike	.083	3	12	1	1	1	0	0	0	0	4	0	0	0	.083	0	0
Monge, Joseph	.238	55	193	26	46	10	1	2	19	10	49	5	2	0	.307	9	2
Ockimey, Josh	.272	31	103	12	28	7	0	3	11	17	33	0	0	1	.372	0	6
Olt, Mike	.245	113	392	51	96	23	2	16	57	48	117	0	0	2	.332	4	9
Procysphen, Jordan	.200	68	215	25	43	9	0	4	21	27	67	0	3	0	.295	2	7
Romanski, Jake	.233	33	120	13	28	3	0	1	8	2	19	0	1	0	.246	0	4
Rosario, Jose	.140	16	50	3	7	1	0	0	3	2	13	0	1	0	.189	1	4
Rutledge, Josh	.000	1	3	0	0	0	0	0	0	1	0	0	0	0	.250	0	0
Sturgeon, Cole	.264	118	406	43	107	21	4	6	52	39	86	11	4	7	.326	2	3
Tavarez, Aneury	.377	18	61	13	23	3	0	1	6	12	6	6	3	1	.473	0	0
Tobias, Josh	.268	92	332	32	89	19	0	3	34	19	72	4	3	4	.321	9	10
Tovar, Carlos	.000	1	5	0	0	0	0	0	0	0	1	0	0	0	.000	0	1
Urrutia, Henry	.284	63	211	30	60	13	0	3	29	23	49	4	2	0	.360	2	4
<b>Team Total</b>	<b>.264</b>	<b>139</b>	<b>4549</b>	<b>619</b>	<b>1202</b>	<b>239</b>	<b>18</b>	<b>126</b>	<b>578</b>	<b>413</b>	<b>1050</b>	<b>62</b>	<b>38</b>	<b>33</b>	<b>.331</b>	<b>53</b>	<b>116</b>

# 2017 PORTLAND SEA DOGS

PITCHERS	W	L	ERA	G	GS	CG	SHO	SV	IP	H	R	ER	HR	HB	BB	SO	BK	WP
Ball, Trey	7	12	5.27	25	24	2	0	0	124.2	161	93	73	17	6	57	103	0	4
Barfield, Jeremy	0	1	3.00	1	0	0	0	0	3.0	2	1	1	1	0	0	3	0	0
Barnes, Matt	0	0	0.00	1	0	0	0	0	1.0	1	0	0	0	0	1	1	0	0
Beeks, Jalen	5	1	2.19	9	9	1	1	0	49.1	35	12	12	3	3	22	58	0	2
Bethea, Danny	0	0	27.00	1	0	0	0	0	0.1	3	1	1	0	0	0	0	0	0
Buttrey, Ty	1	4	3.72	30	0	0	0	4	46.0	39	22	19	1	2	23	56	3	5
Callahan, Jamie	4	1	1.38	10	0	0	0	2	13.0	8	2	2	0	0	0	20	0	1
Cosart, Jake	5	2	3.10	38	0	0	0	2	49.1	28	23	17	5	5	41	52	0	6
Dahlstrand, Jacob	5	4	6.66	29	8	0	0	0	77	93	60	57	9	2	46	38	0	9
Drehoff, Jake	1	2	9.53	11	3	0	0	0	28.1	43	33	30	5	0	11	28	0	2
Elias, Roenis	0	1	3.38	1	1	0	0	0	2.2	2	1	1	1	0	1	1	2	0
Grover, Taylor	3	5	5.16	29	7	0	0	0	75	77	47	43	11	3	33	82	0	4
Jerez, Williams	2	0	3.16	29	0	0	0	4	51.1	50	21	18	3	1	17	47	1	2
Jimenez, Dedgar	5	0	2.91	8	8	0	0	0	46.1	45	16	15	4	2	18	25	0	2
Kelley, Trevor	1	1	3.62	16	0	0	0	0	27.1	28	12	11	1	2	7	17	0	1
Lakins, Travis	0	4	6.23	8	8	0	0	0	30.1	34	25	21	2	1	21	19	0	1
Maddox, Austin	0	1	1.35	10	0	0	0	2	13.1	9	2	2	0	1	5	8	1	1
McAvoy, Kevin	6	9	4.28	22	21	0	0	0	117.2	117	65	56	8	11	46	97	0	11
Owens, Henry	3	6	4.58	12	12	0	0	0	57	40	34	29	2	11	55	49	1	11
Pimentel, Yankory	1	0	6.00	4	0	0	0	1	6	5	4	4	2	0	3	6	1	3
Poyner, Bobby	0	1	0.94	27	0	0	0	9	38.1	19	7	4	2	1	11	52	1	0
Rodriguez, Eduardo	0	1	15.00	1	1	0	0	0	3	9	6	5	1	0	0	3	0	0
Smith, Carson	0	1	54.00	1	1	0	0	0	0.1	0	2	2	0	0	3	0	0	0
Stankiewicz, Teddy	5	1	3.26	33	0	0	0	1	66.1	61	27	24	5	8	34	75	0	5
Villanueva, Eli	5	6	5.03	25	23	1	0	0	139.2	169	83	78	13	9	36	107	0	11
Ysla, Luis	5	5	7.85	14	12	0	0	0	57.1	85	53	50	12	4	15	48	1	0
<b>Team Total</b>	<b>65</b>	<b>74</b>	<b>4.62</b>	<b>139</b>	<b>139</b>	<b>4</b>	<b>12</b>	<b>26</b>	<b>1170.1</b>	<b>1210</b>	<b>680</b>	<b>601</b>	<b>111</b>	<b>72</b>	<b>538</b>	<b>1039</b>	<b>12</b>	<b>82</b>

# 2017 SALEM RED SOX

## SALEM RED SOX

73-66

BATTERS	AVG	G	AB	R	H	2B	3B	HR	RBI	BB	SO	SB	CS	SF	OBP	HBP	E	
Acosta, Victor	.304	31	102	8	31	7	0	2	16	10	14	3	3	0	.366	0	0	
Betts, Jordan	.262	98	340	54	89	24	0	13	51	40	104	5	1	7	.335	1	14	
Chavis, Michael	.318	59	223	50	71	17	2	17	55	19	57	1	0	1	.388	7	11	
De La Guerra, Chad	.294	58	218	47	64	16	3	5	36	25	40	5	2	2	.368	2	12	
Gregor, Conrad	.302	30	106	13	32	8	0	4	19	21	20	4	1	0	.422	1	2	
Hudson, Bryan	.233	80	249	37	58	5	0	0	15	38	72	22	6	2	.332	0	1	
Kemp, Trenton	.316	33	117	22	37	10	3	2	15	11	34	4	1	2	.369	0	3	
Lopez, Deiner	.257	19	74	11	19	2	1	2	10	2	9	7	3	0	.276	0	3	
Lovullo, Nick	.234	74	231	26	54	7	3	1	19	24	39	4	3	1	.310	2	6	
Madera, Chris	.233	59	219	19	51	5	2	0	14	22	35	9	6	0	.306	1	1	
Matheny, Tate	.266	114	429	78	114	26	7	7	46	44	119	27	7	3	.338	4	7	
McLean, Matt	.333	3	6	1	2	2	0	0	0	1	2	0	0	0	.500	1	0	
Meyers, Mike	.255	86	314	37	80	13	2	2	29	17	99	8	4	0	.299	3	7	
Miller, Derek	.091	8	22	5	2	1	0	0	1	6	8	1	0	0	.310	1	1	
Nunez, Jhon	.286	55	182	23	52	9	1	3	32	9	34	4	5	3	.328	4	7	
Ockimey, Josh	.275	100	349	56	96	20	2	11	63	66	110	1	4	7	.388	3	11	
Pacchioli, Justin	.000	5	15	1	0	0	0	0	0	4	2	1	0	0	.286	2	0	
Rei, Austin	.223	95	319	41	71	30	0	3	38	39	96	3	5	2	.330	13	10	
Reveles, Steven	.188	5	16	4	3	1	0	0	0	2	5	1	0	0	.278	0	0	
Reynoso, Eddy	.200	3	5	0	1	0	0	0	0	1	1	0	0	0	.333	0	0	
Rivera, Jeremy	.246	84	325	28	80	22	0	2	24	15	66	3	4	2	.284	3	7	
Sermo, Jose	.250	110	384	55	96	35	0	14	58	40	145	8	0	3	.322	2	17	
Spoon, Tyler	.201	41	144	12	29	5	1	2	17	15	33	2	0	1	.280	1	1	
Studdard, Granger	.222	10	36	2	8	0	0	0	3	2	9	0	0	0	.317	3	1	
Tobias, Josh	.345	21	87	16	30	7	0	2	11	8	16	4	2	0	.412	2	2	
Washington, Kyri	.250	18	60	5	13	3	0	1	8	4	24	1	1	0	.308	1	1	
Team Totals	.259	139	4574	651	1185	275	27	93	580	485	1195	128	58	36	.335	57	141	
PITCHERS	W	L	ERA	G	GS	CG	SHO	SV	IP	H	R	ER	HR	HB	BB	SO	BK	WP
Anderson, Shaun	3	3	3.99	11	11	0	0	0	58.2	53	30	26	6	2	18	48	0	3
Bautista, Gerson	3	2	5.16	27	0	0	0	4	45.1	54	33	26	2	3	28	53	1	10
Boyd, Logan	3	1	2.56	12	7	0	0	1	56.1	49	16	16	2	0	24	46	0	2
Brakeman, Marc	0	3	5.95	21	0	0	0	1	39.1	40	32	26	5	7	22	46	0	13
Cooney, Harrison	0	2	4.15	8	0	0	0	0	13	15	7	6	1	3	13	10	1	4
Elias, Roenis	0	1	15.75	1	1	0	0	0	4.0	10	9	7	1	0	2	1	0	0
Glorius, Austin	4	5	4.85	33	0	0	0	0	55.2	52	32	30	7	4	48	64	0	9
Goetze, Pat	0	1	5.40	7	0	0	0	0	13.1	18	8	8	0	4	5	6	0	0
Gonzalez, Daniel	5	0	1.31	6	6	0	0	0	34.1	24	5	5	1	0	6	31	0	1
Gorst, Matthew	1	2	1.20	9	0	0	0	0	15	15	2	2	0	1	8	14	0	0
Hart, Kyle	2	3	2.49	9	9	0	0	0	50.2	45	15	14	5	1	23	52	0	1
Jimenez, Dedgar	10	3	3.07	18	17	1	0	0	99.2	97	41	34	2	6	23	93	0	5
Kelley, Trevor	1	0	1.34	22	0	0	0	7	33.2	23	5	5	1	0	8	32	0	2
Kent, Matthew	7	7	4.23	28	28	0	0	0	164	186	90	77	12	6	38	142	1	5
Lakins, Travis	5	0	2.61	7	7	0	0	0	38	32	12	11	2	0	13	43	0	3
Lau, Adam	4	7	2.98	37	0	0	0	7	63.1	56	23	21	4	4	31	68	0	2
McGrath, Daniel	4	9	4.98	34	11	0	0	4	85	100	60	47	5	3	51	87	0	5
Nogosek, Stephen	2	1	4.08	13	0	0	0	6	17.2	15	8	8	3	2	10	18	0	2
O'Linger, Durin	0	1	9.31	2	2	0	0	0	9.2	16	11	10	2	0	3	5	0	1
Osnowitz, Mitchell	0	0	7.33	13	0	0	0	0	23.1	28	23	19	2	1	19	25	1	8
Pimentel, Yankory	2	1	1.54	11	0	0	0	0	23.1	24	8	4	1	0	7	21	0	2
Poyner, Bobby	2	0	2.45	16	0	0	0	6	22.0	20	7	6	2	0	6	32	0	1
Raudes, Roniel	4	7	4.50	23	23	0	0	0	116	134	66	58	14	6	44	95	0	13
Shawaryn, Mike	5	5	3.76	16	16	0	0	0	81.1	71	38	34	10	5	35	91	0	6
Weems, Jordan	6	2	4.93	19	1	0	0	1	42.0	38	28	23	5	4	22	36	0	7
Team Total	73	66	3.90	139	139	1	10	37	1204.2	1215	609	522	95	62	507	1159	4	105

# 2017 GREENVILLE DRIVE

## GREENVILLE DRIVE

BATTERS	AVG	G	AB	R	H	2B	3B	HR	RBI	BB	SO	SB	CS	SF	OBP	HBP	E
Aybar, Yoan	.160	30	100	12	16	2	1	0	4	6	38	2	0	1	.206	0	0
Baldwin, Roldani	.274	95	368	45	101	35	1	14	66	19	73	1	0	4	.310	2	6
Cedrola, Lorenzo	.285	92	354	47	101	18	3	4	34	11	48	19	7	2	.322	9	3
Chatham, C.J.	.333	1	3	0	1	0	0	0	2	0	0	0	1	0	.333	0	0
Dalbec, Bobby	.246	78	284	48	70	15	0	13	39	36	123	4	5	1	.345	7	11
Downs, Jerry	.274	34	117	16	32	9	1	3	17	11	33	1	0	1	.368	7	1
Espinal, Santiago	.280	123	492	64	138	18	4	4	46	39	67	20	6	5	.334	3	17
Gunsolus, Mitchell	.205	112	346	40	71	20	1	2	26	69	141	9	1	5	.347	9	5
Hill, Tyler	.272	119	459	65	125	19	4	9	57	37	74	42	8	2	.342	13	4
Lovullo, Nick	.329	27	76	19	25	6	0	1	11	14	12	1	0	1	.441	2	2
Lucena, Isaías	.251	53	187	14	47	7	0	5	21	16	53	3	2	1	.309	0	3
Madera, Chris	.276	48	185	34	51	6	0	5	22	21	39	12	2	1	.354	2	1
Netzer, Brett	.260	26	100	15	26	4	0	0	13	9	24	5	1	2	.327	2	4
Reveles, Steven	.199	43	146	11	29	2	0	0	8	7	35	2	1	0	.235	0	8
Reynoso, Eddy	.214	4	14	0	3	0	0	0	2	0	4	0	0	0	.267	1	0
Rusconi, Jagger	.198	45	167	13	33	3	1	2	11	5	52	4	3	0	.225	1	3
Sciortino, Nick	.152	11	33	2	5	1	0	1	6	4	12	0	0	0	.243	0	0
Scott, Ryan	.242	115	417	56	101	20	4	14	79	38	120	11	3	6	.325	16	5
Spoon, Tyler	.318	19	66	10	21	4	1	0	8	1	8	0	0	2	.329	1	1
Studdard, Granger	.230	44	139	19	32	5	0	2	10	16	62	2	1	0	.331	5	1
Tovar, Carlos	.215	79	279	30	60	10	4	2	12	14	69	3	11	0	.260	3	12
Tubbs, Tucker	.233	106	369	40	86	26	1	6	38	40	93	6	4	2	.317	6	3
<b>Team Totals</b>	<b>.250</b>	<b>139</b>	<b>4710</b>	<b>601</b>	<b>1177</b>	<b>231</b>	<b>26</b>	<b>87</b>	<b>533</b>	<b>413</b>	<b>1182</b>	<b>147</b>	<b>56</b>	<b>2</b>	<b>.317</b>	<b>6</b>	<b>3</b>

PITCHERS	W	L	ERA	G	GS	CG	SHO	SV	IP	H	R	ER	HR	HB	BB	SO	BK	WP
Anderson, Shaun	3	0	2.56	7	7	0	0	0	38.2	30	12	11	2	2	11	37	0	7
Boyd, Logan	8	4	4.02	15	15	0	0	0	80.2	71	40	36	9	8	26	67	0	8
Cooney, Harrison	1	2	6.59	8	0	0	0	0	13.2	15	14	10	2	2	10	19	0	6
De Jesus, Emmanuel	0	1	6.17	2	2	0	0	0	11.2	16	8	8	0	3	0	10	0	0
Diaz, Jhonathan	6	6	4.57	18	18	0	0	0	88.2	101	57	45	4	8	28	80	0	4
Drehoff, Jake	0	0	0.00	2	0	0	0	0	6.0	5	0	0	0	0	1	6	0	0
Florentino, Juan	0	0	2.12	10	0	0	0	3	17.0	18	5	4	0	0	4	18	0	0
Goetze, Pat	2	1	1.85	23	0	0	0	1	48.2	51	15	10	1	4	10	38	0	1
Gonzalez, Daniel	7	3	3.39	23	6	1	0	1	82.1	65	33	31	8	6	24	82	1	8
Gorst, Matthew	6	3	3.19	27	0	0	0	4	53.2	47	21	19	9	0	11	46	0	9
Groome, Jay	3	7	6.70	11	11	0	0	0	44.1	44	34	33	6	3	25	58	0	1
Gunsolus, Mitchell	0	1	27.00	1	0	0	0	0	1.0	4	3	3	0	0	0	0	0	0
Hart, Kyle	4	2	1.90	13	10	0	0	0	66.1	50	15	14	0	2	17	57	0	0
Hernandez, Darwinzon	4	5	4.01	23	23	0	0	0	103.1	85	57	46	8	13	49	116	1	10
Martinez, Algenis	4	1	2.48	26	0	0	0	3	61.2	56	21	17	7	2	18	70	3	5
Martinez, Joan	1	0	0.60	8	0	0	0	1	15	7	1	1	0	1	5	18	1	1
Mata, Bryan	5	6	3.74	17	17	1	1	0	77	75	34	32	3	7	26	74	1	7
Nogosek, Stephen	2	3	2.55	23	0	0	0	13	35.1	24	10	10	4	3	11	45	0	1
Oliver, Jared	0	0	5.89	9	0	0	0	0	18.1	11	12	12	1	2	16	23	0	4
Requena, Hildemaro	11	3	1.98	32	8	0	0	3	95.1	72	24	21	2	4	31	84	0	6
Sexton, Robby	4	6	3.86	27	12	0	0	1	107.1	103	50	46	7	3	31	102	1	6
Shawaryn, Mike	3	2	3.88	10	10	0	0	0	53.1	44	25	23	5	4	13	78	0	1
Smith, Dakota	0	1	6.41	12	0	0	0	1	19.2	22	14	14	1	4	12	22	0	1
Smith, Hunter	3	3	3.45	36	0	0	0	8	73	70	32	28	8	1	18	68	0	1
Tubbs, Tucker	1	0	0.75	5	0	0	0	0	12	8	1	1	1	1	2	9	0	1
Weems, Jordan	0	0	0.93	4	0	0	0	0	9.2	6	1	1	0	0	3	10	0	1
Young, Lukas	0	0	5.23	5	0	0	0	1	10.1	13	7	6	2	2	1	9	0	1
<b>Team Total</b>	<b>79</b>	<b>60</b>	<b>3.48</b>	<b>139</b>	<b>139</b>	<b>2</b>	<b>11</b>	<b>40</b>	<b>1245.0</b>	<b>1113</b>	<b>546</b>	<b>482</b>	<b>90</b>	<b>85</b>	<b>403</b>	<b>1246</b>	<b>9</b>	<b>96</b>



# 2017 LOWELL SPINNERS

## LOWELL SPINNERS

33-42

BATTERS	AVG	G	AB	R	H	2B	3B	HR	RBI	BB	SO	SB	CS	SF	OBP	HBP	E
Acosta, Victor	.333	9	27	6	9	1	0	0	3	3	4	1	0	2	.375	0	1
Aybar, Yoan	.267	50	187	25	50	7	5	2	28	6	67	5	2	3	.296	3	7
Barriento, Juan	.236	57	212	29	50	6	1	3	15	16	58	1	2	0	.305	5	2
Benge, Garrett	.230	52	191	21	44	9	2	0	21	25	51	0	2	1	.330	4	12
Brannen, Cole	.111	3	9	0	1	0	1	0	1	4	4	1	1	0	.385	0	0
Campana, Marino	.235	45	166	17	39	9	1	4	28	8	50	1	0	0	.282	3	1
Diaz, Imeldo	.208	7	24	4	5	3	0	0	4	2	4	0	1	0	.269	0	4
Espinal, Stanley	.185	7	27	1	5	2	0	0	3	2	6	0	0	0	.241	0	4
Hamilton, Nicholas	.185	47	162	18	30	5	2	2	12	16	62	8	4	1	.281	6	5
Lamed, Raiwinson	.240	51	192	15	46	7	3	2	24	8	37	4	2	4	.268	1	9
Lozada, Everlouis	.583	3	12	0	7	0	0	0	1	0	1	0	1	0	.583	0	1
Madden, Charlie	.176	19	51	4	9	3	0	1	5	9	18	0	0	0	.311	1	2
Martinez, Alexander	.192	26	73	8	14	5	1	0	4	11	21	2	1	1	.318	3	0
McLean, Matt	.222	3	9	1	2	0	0	0	1	2	3	1	0	0	.417	1	0
Miranda, Samuel	.200	38	125	10	25	4	1	0	7	8	36	0	0	1	.257	2	1
Monge, Joseph	.318	6	22	3	7	0	1	1	2	4	7	1	1	0	.444	1	1
Netzer, Brett	.317	22	82	11	26	6	0	0	14	9	20	0	3	2	.376	0	2
Nishioka, Tanner	.268	22	71	6	19	2	1	0	4	5	20	6	0	1	.354	5	6
Osinski, Michael	.261	41	153	19	40	8	1	2	14	12	43	3	0	2	.320	2	11
Reveles, Steven	.148	20	54	3	8	1	0	0	4	5	16	0	1	0	.220	0	0
Rios, Frankie	.245	44	151	26	37	2	1	1	14	21	32	6	3	2	.348	4	8
Sciortino, Nick	.224	22	67	12	15	1	0	2	5	13	25	0	1	0	.350	0	0
Sterry, Zach	.203	20	64	5	13	3	0	0	8	10	13	0	2	0	.329	2	1
Suarez, Kervin	.250	3	8	1	2	0	0	0	0	2	2	0	0	0	.400	0	0
Tavarez, Aneury	.179	7	28	2	5	1	1	0	3	2	6	1	0	0	.258	1	2
Valentin, Yomar	.200	47	150	17	30	6	0	0	7	22	24	5	3	0	.310	2	15
Wren, Jordan	.183	24	71	4	13	1	0	0	6	6	30	1	0	0	.266	2	0
<b>Team Total</b>	<b>.231</b>	<b>75</b>	<b>2388</b>	<b>268</b>	<b>551</b>	<b>92</b>	<b>22</b>	<b>20</b>	<b>238</b>	<b>231</b>	<b>660</b>	<b>47</b>	<b>30</b>	<b>20</b>	<b>.309</b>	<b>48</b>	<b>99</b>

# 2017 LOWELL SPINNERS

PITCHERS	W	L	ERA	G	GS	CG	SHO	SV	IP	H	R	ER	HR	HB	BB	SO	BK	WP
Ahearn, Taylor	0	1	5.03	8	0	0	0	1	19.2	23	12	11	3	0	1	10	0	2
Cooney, Harrison	0	0	13.5	1	0	0	0	0	2	2	3	3	0	1	0	4	0	0
Crawford, Kutter	0	0	0.00	1	1	0	0	0	1	1	0	0	0	0	1	2	0	0
De Jesus, Enmanuel	3	3	3.40	12	12	0	0	0	53	62	27	20	2	2	20	45	2	4
Duron, Nick	3	5	3.35	13	12	0	0	0	53.2	43	21	20	3	0	16	36	0	4
Elias, Roenis	0	0	0.00	1	1	0	0	0	2	0	0	0	0	0	0	2	0	0
Fisher, Devon	4	1	4.86	17	0	0	0	0	33.1	25	23	18	1	7	19	35	0	9
Florentino, Juan	1	2	0.96	12	0	0	0	5	18.2	14	5	2	1	1	2	25	1	2
Gomez, Rio	0	1	9.00	3	0	0	0	0	5	8	6	5	0	0	3	6	0	0
Groome, Jay	0	2	1.64	3	3	0	0	0	11	5	4	2	0	1	5	14	0	1
Houck, Tanner	0	3	3.63	10	10	0	0	0	22.1	21	14	9	0	2	8	25	0	2
Johnson, Brian	0	0	3.38	1	1	0	0	0	2.2	2	2	1	0	1	2	4	0	0
Lantigua, Marcos	0	0	0.00	1	0	0	0	0	2	2	1	0	0	0	1	0	0	1
LoBrutto, Dominic	1	1	3.28	15	0	0	0	5	24.2	20	10	9	2	2	18	30	0	2
Lopez-Soto, Francisco	0	0	0.00	1	0	0	0	0	1	1	0	0	0	0	0	3	0	1
Martinez, Joan	0	2	1.56	11	0	0	0	1	17.1	12	5	3	0	1	4	13	0	2
McAvoy, Kevin	0	0	0.00	1	1	0	0	0	5	1	0	0	0	1	2	4	0	0
Nail, Brendan	1	0	0.00	2	0	0	0	0	4	4	0	0	0	0	1	5	0	0
O'Linger, Durin	4	1	2.03	13	3	0	0	1	48.2	42	14	11	1	0	14	49	0	5
Oduber, Ryan	2	2	5.40	16	0	0	0	1	31.2	42	22	19	2	2	12	27	0	2
Oliver, Jared	0	0	2.12	9	0	0	0	0	17	8	5	4	2	3	8	27	0	5
Osnowitz, Mitchell	0	1	3.31	14	0	0	0	0	32.2	28	12	12	3	1	23	38	0	5
Padron, Angel	0	2	5.14	4	3	0	0	0	14	16	10	8	2	1	4	13	0	3
Pantoja, Yorvin	0	7	5.46	15	15	0	0	0	57.2	60	42	35	6	6	33	40	0	5
Perez, Juan	0	0	30.86	1	0	0	0	0	2.1	8	8	8	0	2	1	0	0	1
Reveles, Steven	0	0	18	1	0	0	0	0	1	2	2	2	1	0	1	1	0	0
Reyes, Denyi	9	0	1.45	15	0	0	0	0	62	52	13	10	3	1	7	53	0	6
Smith, Dakota	4	4	3.74	14	6	0	0	0	65	70	34	27	0	7	16	49	0	5
Taylor, Ben	0	0	0.00	2	0	0	0	0	2.1	1	0	0	0	0	1	1	0	0
Thompson, Jake	0	3	3.18	7	7	0	0	0	11.1	10	7	4	0	0	6	11	0	2
Young, Lukas	1	1	4.50	10	0	0	0	1	20	19	11	10	1	2	4	25	0	2
<b>Team Total</b>	<b>33</b>	<b>42</b>	<b>3.52</b>	<b>75</b>	<b>75</b>	<b>0</b>	<b>5</b>	<b>15</b>	<b>644</b>	<b>604</b>	<b>313</b>	<b>252</b>	<b>33</b>	<b>44</b>	<b>233</b>	<b>597</b>	<b>3</b>	<b>71</b>

## ORGANIZATION OVERVIEW

CLASS	TEAM	LEAGUE	W	L	PCT	FINISH*	MANAGER
Majors	Boston Red Sox	American	93	69	.574	3rd (15)	John Farrell
Triple-A	Pawtucket Red Sox	International	67	75	.472	9th (14)	Kevin Boles
Double-A	Portland Sea Dogs	Eastern	65	74	.468	7th (12)	Carlos Febles
High-A	Salem Red Sox	Carolina	73	66	.525	4th (8)	Joe Oliver
Low-A	Greenville Drive	South Atlantic	79	60	.568	1st (14)	Darren Fenster
Short-A	Lowell Spinners	New York-Penn	33	42	.440	11th (14)	Iggy Suarez
Rookie	Gulf Coast Red Sox	Gulf Coast	27	31	.466	14th (17)	Tom Kotchman
<b>Overall 2017 Minor League Record</b>			<b>391</b>	<b>372</b>	<b>.512</b>	<b>8th (30)</b>	

\*Finish in overall standings (No. of teams in league)

## Baseball America's Top 30 Prospects

1. Jay Groome, LHP
2. Michael Chavis, 3B
3. Tanner Houck, RHP
4. Bryan Mata, RHP
5. Cole Brannen, OF
6. Darwinzon Hernandez, LHP
7. Sam Travis, 1B
8. Mike Shawaryn, RHP
9. Alex Scherff, RHP
10. Marco Hernandez, INF
11. Jalen Beeks, LHP
12. Josh Ockimey, 1B
13. Jake Thompson, RHP
14. Danny Diaz, 3B
15. Roldani Baldwin, C
16. Bobby Dalbec, 3B
17. Antoni Flores, SS
18. Brett Netzer, 2B
19. Austin Maddox, RHP
20. Hector Velazquez, RHP
21. Tzu-Wei Lin, INF
22. Travis Lakins, RHP
23. Brian Johnson, LHP
24. Joan Martinez, RHP
25. Chad De La Guerra, INF
26. C.J. Chatham, SS
27. Williams Jerez, LHP
28. Tyler Esplin, OF
29. Roniel Raudes, RHP
30. Kervin Suarez, 2B/OF

### TOP PROSPECTS OF THE DECADE

- 2008 Clay Buchholz, RHP
- 2009 Lars Anderson, 1B
- 2010 Ryan Westmoreland, OF
- 2011 Jose Iglesias, SS
- 2012 Will Middlebrooks, 3B
- 2013 Xander Bogaerts, SS
- 2014 Xander Bogaerts, SS
- 2015 Blake Swihart, C
- 2016 Jason Groome, LHP
- 2017 Andrew Benintendi, OF
- 2018 Jay Groome, LHP

## Baseball America's Best Tools

- Best Hitter for Average:
- Best Power Hitter:
- Best Strike-Zone Discipline:
- Fastest Baserunner:
- Best Athlete:
- Best Fastball:
- Best Curveball:
- Best Slider:
- Best Changeup:
- Best Control:
- Best Defensive Catcher:
- Best Defensive Infielder:
- Best Infield Arm:
- Best Defensive Outfielder:
- Best Outfield Arm:

- Sam Travis
- Michael Chavis
- Josh Ockimey
- Cole Brannen
- Kevin Suarez
- Darwinzon Hernandez
- Jason Groome
- Tanner Houck
- Ty Buttrey
- Bryan Mata
- Austin Rei
- Antoni Flores
- Bobby Dalbec
- Tate Matheny
- Yoan Aybar

# RED SOX FARM SYSTEM

## 2017 ORGANIZATIONAL LEADERS

### BATTING

*AVG	Rusney Castillo, Pawtucket.....	314
*OBP	Josh Ockimey, Salem/Portland.....	385
*SLG	Jeremy Barfield, Portland/Pawtucket.....	589
R	Michael Chavis, Salem/Portland.....	89
H	Danny Mars, Portland.....	145
TB	Michael Chavis, Salem/Portland.....	265
2B	Jose Sermo, Salem.....	35
	Roldani Baldwin, Greenville.....	35
	Michael Chavis, Salem/Portland.....	35
3B	Tate Matheny, Salem.....	7
HR	Bryce Brentz, Pawtucket.....	31
	Michael Chavis, Salem/Portland.....	
RBI	Michael Chavis, Salem/Portland.....	94
BB	Josh Ockimey, Greenville.....	83
SB	Tyler Hill, Greenville.....	42

\*Minimum 250 at-bats

### PITCHING

W	Dedgar Jimenez, Salem/Portland.....	15
L	Trey Ball, Portland.....	12
	Dedgar Jimenez, Salem/Greenville.....	10
#ERA	Hildemaro Requena.....	1.98
G	Bobby Poyner, Salem/Portland.....	43
GS	Matt Kent, Salem.....	28
SV	Stephen Nogosek, Greenville/Salem.....	19
IP	Matt Kent, Salem.....	164.0
BB	Henry Owens, Pawtucket.....	115
SO	Mike Shawaryn, Greenville/Salem.....	169
#AVG	Daniel Gonzalez, Greenville/Salem.....	210

#Minimum 75 innings

2017  
*Red Sox Offensive*  
*Minor League Player of the*  
*Year*  
**Michael Chavis**  
 hit 31 homers between High-A  
 Salem and Portland, tied for the  
 5th most in all of the minors

## 2017 Red Sox Minor League Award Winners

### PITCHER OF THE YEAR

LHP Jalen Beeks

11-8, 3.29 ERA, 155 K, 26 GS, 1.29 WHIP

Combined Statistics: Portland (AA) and Pawtucket (AAA)

### OFFENSIVE PLAYER OF THE YEAR

INF Michael Chavis

.282, 31 HR, 94 RBI, 35 2B, 2 3B, 39 BB, 89 RS

Combined Statistics: Salem [A+] and Portland [AA]

### DEFENSIVE PLAYER OF THE YEAR

C Austin Rei

.988 Fielding %, 40-for-99 (40%) Steal Attempts

Salem [A+]

### BASERUNNER OF THE YEAR

OF Tate Matheny

27 SB, 7 CS

Salem [A+]

### LATIN PITCHER OF THE YEAR

RHP Luis Rivero

10-1, 1.06 ERA, 34.0 IP, 17 H, 34 K, 5 SV in 17 G

DSL Red Sox

### LATIN PLAYER OF THE YEAR

INF/OF Keibert Petit

.270, 2 HR, 33 RBI, 11 2B, 1 3B, 16 SB in 67 G

DSL Red Sox

## SEA DOGS NOTES

When the Red Sox retire a number, the Sea Dogs honor that distinction at Hadlock Field.

The following numbers will not be seen on a Red Sox or Sea Dogs Uniform:

- 1 - Bobby Doerr
- 4 - Joe Cronin
- 6 - Johnny Pesky
- 8 - Carl Yastrzemski
- 9 - Ted Williams
- 14 - Jim Rice
- 26 - Wade Boggs
- 27 - Carlton Fisk
- 34 - David Ortiz
- 45- Pedro Martinez

Major League Baseball also retired: 42 - Jackie Robinson

# RED SOX DRAFT

NAME		B/T	DOB	RD/PK	SIGNED
Tanner Houck	RHP	R / R	6/29/96	1/24	6/21/17
Cole Brannen	OF	L / R	8/4/98	2/63	6/23/17
Brett Netzer	2B	L / R	6/4/96	3/101	6/25/17
Jake Thompson	RHP	R / R	9/22/94	4/131	7/7/17
Alex Scherff	RHP	S / R	2/5/98	5/161	6/23/17
Zach Schellenger	RHP	R / R	1/9/96	6/191	6/23/17
Tyler Esplin	OF	L / R	7/6/99	7/221	6/25/17
Zach Sterry	1B	L / R	6/4/94	8/251	6/20/17
Tanner Nishioka	2B	R / R	10/22/94	9/281	6/14/17
Jordan Wren	OF	L / L	9/23/93	10/311	6/13/17
Andre Colon	SS	R / R	2/12/99	11/341	6/25/17
Beau Hanna	C	R / R	7/10/98	12/371	6/25/17
Garrett Bengel	3B	L / R	12/28/95	13/401	6/21/17
Aaron Pery	RHP	R / R	6/7/99	14/431	7/7/17
Marcus Ragan	CF	R / R	1/6/97	15/461	Unsigned
Kutter Crawford	RHP	R / R	4/1/96	16/491	6/21/17
Frankie Rios	SS	R / R	5/27/95	17/521	6/21/17
Dominic LoBrutto	LHP	L / L	5/31/96	18/551	6/21/17
Angel Gonzalez	CF	R / R	11/10/98	19/581	6/25/17
David Durden	CF	R / R	12/26/98	20/611	7/7/17
Lukas Young	RHP	R / R	7/26/96	21/641	6/19/17
Hunter Haworth	RHP	R / R	10/2/96	22/671	6/23/17
Donny Diaz	RHP	R / R	1/29/96	23/701	Unsigned
Charlie Madden	C	R / R	9/1/95	24/731	6/21/17
Kory Behenna	LHP	L / L	8/2/96	25/761	6/23/17
Trenton Denholm	RHP	R / R	11/29/99	26/791	Unsigned
Xavier LeGrant	2B	R / R	4/19/97	27/821	6/23/17
Oraj Anu	RF	S / R	9/9/98	28/851	Unsigned
Tyler Dearden	CF	L / R	7/6/98	29/881	7/7/17
Andrew Carber	RHP	R / R	7/16/95	30/911	7/7/17
Michael Osinski	3B	R / R	8/4/95	31/941	6/23/17
Taylor Ahearn	RHP	R / R	11/25/94	32/971	6/23/17
Tanner Raiburn	LHP	L / L	12/28/94	33/1001	6/23/17
Luis Torres	CF	R / R	9/29/98	34/1031	6/25/17
Trey Ganns	1B	L / L	10/28/95	35/1061	6/23/17
Rio Gomez	LHP	L / L	10/20/94	36/1091	6/23/17
Carson Teel	LHP	L / L	12/17/95	37/1121	Unsigned
Jose Garcia	C	R / R	5/3/98	38/1151	Unsigned
Ridge Chapman	RHP	R / R	1/30/97	39/1181	Unsigned
Cody Masters	CF	S / L	1/6/99	40/1211	Unsigned

## Past Sea Dogs Managers

Manager	Record	Percent	Year(s)
Carlos Tosca	229-195	.540	1994-1996
Fredi Gonzalez	79-63	.556	1997
Lynn Jones	66-75	.468	1998
Frank Cacciatore	65-77	.458	1999
Rick Renteria	148-135	.523	2000-2001
Eric Fox	63-77	.450	2002
Ron Johnson	141-143	.496	2003-2004
Todd Claus	148-133	.527	2005-2006
Arnie Beyeler	282-283	.499	2007-2010
Kevin Boles	195-229	.460	2011-2013
Billy McMillon	141-143	.496	2014-2015
Carlos Febles	120-158	.432	2016-2017

**DARREN FENSTER****Manager**

Darren Fenster is the 13th manager in team history, replacing Carlos Febles, who was named Red Sox third-base coach in the off-season.

Fenster began his minor league managing career in 2013 with the Gulf Coast Red Sox and spent the last four seasons with Low-A Greenville. For his career, Fenster is 316-301 (.512) as a manager and finished over .500 in three straight years with Greenville.

In 2017, Fenster led the Greenville Drive (South Atlantic League) to their first championship in team history in 2017. The Drive went 79-60 and defeated Kannapolis 3 games to 1, capturing the South Atlantic League crown. Following the season, Fenster led the Peoria Javelinas to the Arizona Fall League Championship.

Born in Edison, New Jersey, Fenster was a three-time All-American shortstop at Rutgers University. He was selected by the Kansas City Royals in the 12th round of the 2000 MLB Draft and appeared in 438 minor league games, reaching Double-A Wichita in 2003-04.

**Managerial Career- Darren Fenster**

Year	Club (ORG)	League (Level)	W	L	PCT.
2013	Gulf Coast (BOS)	Rookie (R)	35	25	.583
2014	Greenville (BOS)	South Atlantic (A-)	60	79	.432
2015	Greenville (BOS)	South Atlantic (A-)	72	68	.514
2016	Greenville (BOS)	South Atlantic (A-)	70	69	.504
2017	Greenville (BOS)	South Atlantic (A-)	79	60	.568
<b>Career Totals</b>			<b>316</b>	<b>301</b>	<b>.512</b>

# 2018 SEA DOGS COACHING STAFF

## PAUL ABBOTT

### Pitching Coach



Paul Abbott begins his first season as Sea Dogs pitching coach after spending the previous three seasons with the Salem Red Sox. He started his career as a minor league pitching coach with the Lowell Spinners from 2011-12 and spent two seasons with the Greenville Drive (2013-14). The California native pitched in the Major Leagues from 1990-93 and 1998-2004 with the Minnesota Twins (1990-92), Cleveland Indians (1993), Seattle Mariners (1998-2002), Kansas City Royals (2003), Tampa Bay Devil Rays (2004) and Philadelphia Phillies (2004).

---

## LEE MAY JR.

### Hitting Coach



Lee May Jr. begins his second season in Portland and his third in the Red Sox system. May Jr. spent last year as Greenville's (Red Sox Low-A affiliate) hitting coach. He previously served as minor league hitting coordinator in the Mariners organization from 2011-15. Lee played eight minor league seasons from 1986-93. He also coached in the Mets (1999) and Indians (2004-11) organizations. Lee is the son of former Major Leaguer Lee May and nephew of Carlos May.

---

## LUKE MONTZ

### Coach



Luke Montz begins his first year as a coach in professional baseball. In 2017, Montz was the Head Coach for the Acadiana Cane Cutters of the Texas Collegiate League. The Louisiana native was drafted by the Montreal Expos in the 17th round of the 2003 draft and appeared in 23 Major League Games with the Washington Nationals and Oakland Athletics. Montz played his final professional season with the Pawtucket Red Sox, hitting .167, 5 HR and 21 RBI in 48 games. Overall, Montz appeared in over 1,000 minor leagues, including stops in the Eastern League with Binghamton and Harrisburg.

---

## SCOTT GALLON

### Athletic Trainer



Scott Gallon begins his second year as the Athletic Trainer with the Sea Dogs, after spending 2016 in the same capacity with the Lowell Spinners. Previous to returning to the Red Sox organization, he spent four years as an athletic trainer at Boston College. Gallon spent seven years as an associate head athletic trainer at The College of the Holy Cross and was a graduate assistant athletic trainer at the University of Massachusetts- Amherst. An Ashburnham, Mass native, he received his B.S. in Athletic Training from Springfield College in 2000 and his M.S. in Exercise Science from the UMASS in 2006.

---

## CHRIS MESSINA

### Strength & Conditioning Coach



Chris Messina returns to Portland for his third season as the team's strength and conditioning coach. In 2015 he worked in the same capacity for the Pittsburgh Pirates Appalachian League affiliate in Bristol, Virginia. Messina has a Bachelor of Science degree in Exercise Science from SUNY Fredonia and a Master of Science degree in Applied Health Physiology from Salisbury University.

# EASTERN LEAGUE

## EASTERN LEAGUE OF PROFESSIONAL BASEBALL CLUBS, INC.

30 Danforth Street, Suite 208, Portland, Maine 04101

(207) 761-2700 Fax: (207) 761-7064

Website: [www.easternleague.com](http://www.easternleague.com)

E-mail: [elpb@easternleague.com](mailto:elpb@easternleague.com)

### Eastern League Staff:

President: Joe McEacharn

Assistant to the President: Bill Rosario



**League Directors:** Fernando Aguirre, Ken Babby, Rick Brenner, Mark Butler, Lou DiBella, Joe Finley, John Hughes, Geoff Iacuessa, Bob Lozinak, Brian Shallcross, Josh Solomon, Craig Stein.

### Division Format:

*Eastern Division* - Binghamton, Hartford, New Hampshire, Portland, Reading, Trenton

*Western Division* - Akron, Altoona, Bowie, Erie, Harrisburg, Richmond

**Roster Limit:** 25

**Schedule:** 140 games, split evenly, home and away

**Opening Date:** April 5

**Closing Date:** September 3

**All-Star Game:** July 11, 2018 @ Trenton

**Playoffs Begin:** September 5

**Playoff Format:** Top two teams from each division play best-of-five series. Winners meet in best-of-five series for league championship

**Brand of Baseball:** Rawlings ROM-EL

**League Statistician:** MLB Advanced Media

**Player Eligibility:** No Restrictions





## *EASTERN LEAGUE RULES OF INTEREST*

**DOUBLEHEADERS:** Doubleheaders are usually the result of a rainout or postponement of a nine-inning game. Doubleheaders are rescheduled by the general manager, and will consist of two 7-inning games. There is a break of 30 minutes between games. Generally, a doubleheader slated for a day when the nine-inning game was scheduled for 7:00 will be scheduled to begin one hour earlier. If the doubleheader is scheduled on a day when the regularly scheduled game was to begin at 1:00 or earlier, there may not be a change in the start of the doubleheader scheduled for that day.

**SUSPENDED GAMES:** If a game is suspended before it is an official game, and rescheduled as part of a doubleheader, it will be completed as scheduled (usually as a nine-inning game) and be followed by a seven-inning game. If a game is suspended after it becomes an official game (usually the score is tied) and then rescheduled as part of a doubleheader, it will also be completed as scheduled but the second game will be played as a full nine-inning game.

**RESCHEDULING GAMES:** Postponed or suspended games do not have to be made up the next day, and make up dates do not have to be determined that day. However, if it is the last time the team is visiting a city every effort shall be made to play the game. If it is the last scheduled meeting in that city, the game is made up at the home site of the visiting city (if they still have games left at the visiting team's home park). When games are suspended in one park and finished in the other team's park, the game is completed with the original home team remaining the home team (even in the other team's park).

**TIEBREAKERS:** If two teams finish tied for first place, then the team with the better head-to-head record is named regular season champion and is awarded home field advantage in the playoffs.

If two teams finish tied for second place, the team with the best head-to-head record earns the playoff spot. If two teams split the season series, the team that scored the most runs in the season series earns the playoff berth.

If more than two teams are tied for second place, the team with the best combined head-to-head record among the tied teams earns the playoff bid.

## STADIUM INFORMATION

Club	Stadium	LF	CF	RF	Capacity
Akron	Canal Park	331	400	337	7,630
Altoona	Peoples Natural Gas Field	325	405	325	7,210
Binghamton	NYSEG Stadium	330	400	330	6,012
Bowie	Prince George's Stadium	309	405	309	10,000
Erie	UPMC Park	316	400	328	6,000
Harrisburg	FNB Field	325	400	325	6,187
Hartford	Dunkin' Donuts Park	325	400	306	6,121
New Hampshire	Northeast Delta Dental Stadium	326	400	306	6,500
<b>Portland</b>	<b>Hadlock Field</b>	<b>315</b>	<b>400</b>	<b>330</b>	<b>7,368</b>
Reading	FirstEnergy Stadium	330	400	330	9,000
Richmond	The Diamond	330	402	330	9,560
Trenton	Arm & Hammer Park	330	407	330	6,440

## 2017 ATTENDANCE

Team	Openings	Total	Average	Capacity
Reading	68	411,698	6,054	9,000
Richmond	64	386,185	6,034	9,560
Hartford	68	395,196	5,812	6,121
<b>Portland</b>	<b>63</b>	<b>356,153</b>	<b>5,653</b>	<b>7,368</b>
Akron	66	343,351	5,202	7,630
Trenton	68	349,013	5,133	6,440
New Hampshire	60	284,108	4,735	6,500
Altoona	67	294,486	4,395	7,210
Harrisburg	69	262,872	3,983	6,187
Bowie	67	234,789	3,453	10,000
Erie	64	214,394	3,350	6,000
Binghamton	58	190,765	3,289	6,012

## SEA DOGS NOTES

### Florida Marlins Exhibition Game: June 29, 2000

The Portland Sea Dogs defeated the Florida Marlins 9-2 in the only exhibition game with a Major League affiliate at Hadlock Field. Gary Knotts got the start for the Sea Dogs, while former Sea Dog A.J. Burnett started for the Marlins. Ross Gload hit for the cycle for Portland earning him Player of the Game honors.

Prior to the game, the Sea Dogs and Marlins had a home run derby. The Marlins lineup consisted of Cliff Floyd, Preston Wilson, Kevin Millar, Hall of Famer Tony Perez, and 1987 National League Home Run Champion Andre Dawson. The Sea Dogs sent up Heath Honeycutt, Ross Gload, Chris Norton, hitting coach Jose Castro and manager Rick Renteria. The Sea Dogs prevailed against the potent Marlins lineup with a 17-16 win. Renteria hit five home runs in his team's final at-bat to pull out the win. Chris Norton's seven homers was the individual high.

# EASTERN LEAGUE STANDINGS 1994-2017

## 1994

Northern Division				Southern Division			
W	L	PCT	GB	W	L	PCT	GB
Binghamton Mets	82 59	.582	----	Harrisburg Senators	88 51	.633	----
New Haven Ravens	77 63	.550	4.5	Bowie Baysox	84 58	.592	5.5
Albany-Colonie Yankees	71 70	.504	11.0	Canton-Akron Indians	69 73	.486	20.5
<b>Portland Sea Dogs</b>	<b>60 81</b>	<b>.426</b>	<b>22.0</b>	Reading Phillies	58 82	.414	30.5
New Britain Red Sox	59 81	.421	22.5	Trenton Thunder	55 85	.393	33.5

## 1995

Northern Division				Southern Division			
W	L	PCT	GB	W	L	PCT	GB
<b>Portland Sea Dogs</b>	<b>86 56</b>	<b>.606</b>	----	Reading Phillies	73 69	.514	----
New Haven Ravens	79 63	.556	7.0	Trenton Thunder	73 69	.514	----
Norwich Navigators	70 71	.496	15.5	Bowie Baysox	68 74	.479	5.0
Binghamton Mets	67 75	.472	19.0	Canton-Akron Indians	67 75	.472	6.0
Hardware City Rock Cats	65 77	.458	21.0	Harrisburg Senators	61 80	.433	11.5

## 1996

Northern Division				Southern Division			
W	L	PCT	GB	W	L	PCT	GB
<b>Portland Sea Dogs</b>	<b>83 58</b>	<b>.589</b>	----	Trenton Thunder	86 56	.606	----
Binghamton Mets	76 66	.535	7.5	Harrisburg Senators	74 68	.521	12.0
Norwich Navigators	71 70	.504	12.0	Canton-Akron Indians	71 71	.500	15.0
New Haven Ravens	66 75	.468	17.0	Reading Phillies	66 75	.468	19.5
Hardware City Rock Cats	61 81	.430	22.5	Bowie Baysox	54 88	.380	32.0

## 1997

Northern Division				Southern Division			
W	L	PCT	GB	W	L	PCT	GB
<b>Portland Sea Dogs</b>	<b>79 63</b>	<b>.556</b>	----	Harrisburg Senators	86 56	.606	----
Norwich Navigators	73 69	.514	6.0	Bowie Baysox	75 67	.528	11.0
New Britain Rock Cats	70 72	.493	9.0	Reading Phillies	74 68	.521	12.0
Binghamton Mets	66 76	.465	13.0	Trenton Thunder	71 70	.504	14.5
New Haven Ravens	64 78	.451	15.0	Akron Aeros	51 90	.362	34.5

## 1998

Northern Division				Southern Division			
W	L	PCT	GB	W	L	PCT	GB
New Britain Rock Cats	83 59	.585	----	Akron Aeros	81 60	.574	----
Binghamton Mets	82 60	.577	1.0	Harrisburg Senators	73 69	.514	8.5
<b>Portland Sea Dogs</b>	<b>66 75</b>	<b>.468</b>	<b>16.5</b>	Trenton Thunder	71 70	.504	10.0
Norwich Navigators	66 76	.465	17.0	Bowie Baysox	71 71	.500	10.5
New Haven Ravens	59 83	.415	24.0	Reading Phillies	56 85	.397	25.0

## 1999

Northern Division				Southern Division			
W	L	PCT	GB	W	L	PCT	GB
Trenton Thunder	92 50	.648	----	Erie SeaWolves	81 61	.570	----
Norwich Navigators	78 64	.549	14.0	Harrisburg Senators	76 66	.535	5.0
<b>Portland Sea Dogs</b>	<b>65 77</b>	<b>.458</b>	<b>27.0</b>	Reading Phillies	73 69	.514	8.0
New Haven Ravens	65 77	.458	27.0	Bowie Baysox	70 71	.496	10.5
New Britain Rock Cats	59 82	.418	32.5	Akron Aeros	69 71	.493	11.0
Binghamton Mets	54 88	.380	38.0	Altoona Curve	67 73	.479	13.0

## 2000

Northern Division				Southern Division			
W	L	PCT	GB	W	L	PCT	GB
Binghamton Mets	82 58	.586	----	Reading Phillies	85 57	.599	----
New Haven Ravens	82 60	.577	1.0	Harrisburg Senators	76 67	.531	9.5
Norwich Navigators	76 66	.535	7.0	Akron Aeros	75 68	.524	10.5
<b>Portland Sea Dogs</b>	<b>71 70</b>	<b>.504</b>	<b>11.5</b>	Altoona Curve	74 68	.521	11.0
Trenton Thunder	67 75	.472	16.0	Bowie Baysox	65 77	.458	20.0
New Britain Rock Cats	51 91	.359	32.0	Erie SeaWolves	47 94	.333	37.5

## 2001

Northern Division				Southern Division			
W	L	PCT	GB	W	L	PCT	GB
New Britain Rock Cats	87 55	.613	----	Erie SeaWolves	84 58	.592	----
Norwich Navigators	83 59	.585	4.0	Reading Phillies	77 65	.542	7.0
<b>Portland Sea Dogs</b>	<b>77 65</b>	<b>.542</b>	<b>10.0</b>	Akron Aeros	68 74	.479	16.0
Binghamton Mets	73 68	.518	13.5	Harrisburg Senators	66 76	.465	18.0
Trenton Thunder	67 75	.472	20.0	Altoona Curve	63 79	.444	21.0
New Haven Ravens	47 95	.331	40.0	Bowie Baysox	59 82	.418	24.5

## 2002

Northern Division				Southern Division			
W	L	PCT	GB	W	L	PCT	GB
Norwich Navigators	76 64	.543	----	Akron Aeros	93 48	.680	----
New Haven Ravens	74 65	.532	1.5	Harrisburg Senators	79 63	.556	14.5
Binghamton Mets	73 68	.518	3.5	Reading Phillies	76 66	.535	17.5
New Britain Rock Cats	67 72	.482	8.5	Altoona Curve	72 69	.511	21.0
<b>Portland Sea Dogs</b>	<b>63 77</b>	<b>.450</b>	<b>13.0</b>	Bowie Baysox	55 85	.383	37.5
Trenton Thunder	63 77	.450	13.0	Erie SeaWolves	52 89	.369	41.0

# EASTERN LEAGUE STANDINGS 1994-2017

2003

Northern Division				Southern Division			
W	L	PCT.	GB	W	L	PCT.	GB
New Haven Ravens	79 63	.556	---	Akron Aeros	88 53	.624	---
New Britain Rock Cats	73 68	.518	5.5	Altoona Curve	78 63	.553	10.0
<b>Portland Sea Dogs</b>	<b>72 70</b>	<b>.507</b>	<b>7.0</b>	Erie SeaWolves	72 70	.507	16.5
Trenton Thunder	70 71	.496	8.5	Bowie Baysox	69 72	.489	19.0
Binghamton Mets	63 78	.447	15.5	Reading Phillies	62 79	.440	26.0
Norwich Navigators	62 79	.440	16.5	Harrisburg Senators	60 82	.423	28.5

2004

Northern Division				Southern Division			
W	L	PCT.	GB	W	L	PCT.	GB
NH Fisher Cats	84 57	.596	---	Altoona Curve	85 56	.603	---
Binghamton Mets	76 66	.535	8.5	Erie SeaWolves	80 62	.563	5.5
New Britain Rock Cats	70 70	.500	13.5	Bowie Baysox	73 69	.514	12.5
<b>Portland Sea Dogs</b>	<b>69 73</b>	<b>.486</b>	<b>15.5</b>	Reading Phillies	64 77	.454	21.0
Norwich Navigators	69 73	.486	15.5	Akron Aeros	63 78	.447	22.0
Trenton Thunder	64 78	.451	20.5	Harrisburg Senators	52 90	.366	33.5

2005

Northern Division				Southern Division			
W	L	PCT.	GB	W	L	PCT.	GB
<b>Portland Sea Dogs</b>	<b>76 66</b>	<b>.535</b>	---	Akron Aeros	84 58	.592	---
Trenton Thunder	74 68	.521	2.0	Altoona Curve	76 66	.535	8.0
Norwich Navigators	71 71	.500	5.0	Bowie Baysox	74 68	.521	10.0
New Britain Rock Cats	70 72	.493	6.0	Reading Phillies	69 73	.486	15.0
NH Fisher Cats	68 74	.479	8.0	Harrisburg Senators	64 78	.451	20.0
Binghamton Mets	63 79	.444	13.0	Erie SeaWolves	63 79	.444	21.0

2006

Northern Division				Southern Division			
W	L	PCT.	GB	W	L	PCT.	GB
Trenton Thunder	80 62	.563	---	Akron Aeros	87 55	.613	---
<b>Portland Sea Dogs</b>	<b>72 67</b>	<b>.518</b>	<b>6.5</b>	Altoona Curve	75 64	.540	10.5
Binghamton Mets	70 70	.500	9.0	Reading Phillies	71 69	.507	15.0
NH Fisher Cats	68 73	.482	11.5	Bowie Baysox	67 74	.475	19.5
Connecticut Defenders	64 77	.454	15.5	Harrisburg Senators	67 75	.472	20.0
New Britain Rock Cats	64 78	.451	16.0	Erie SeaWolves	60 81	.426	26.5

2007

Northern Division				Southern Division			
W	L	PCT.	GB	W	L	PCT.	GB
Trenton Thunder	83 59	.585	---	Erie SeaWolves	81 59	.579	---
<b>Portland Sea Dogs</b>	<b>71 72</b>	<b>.497</b>	<b>12.5</b>	Akron Aeros	80 61	.567	1.5
NH Fisher Cats	70 73	.490	13.5	Altoona Curve	73 68	.518	8.5
New Britain Rock Cats	69 72	.489	13.5	Bowie Baysox	72 68	.514	9.0
Connecticut Defenders	63 78	.447	19.5	Reading Phillies	70 71	.496	11.5
Binghamton Mets	61 81	.430	22.0	Harrisburg Senators	55 86	.390	26.5

2008

Northern Division				Southern Division			
W	L	PCT.	GB	W	L	PCT.	GB
Trenton Thunder	86 54	.614	---	Bowie Baysox	84 58	.592	---
<b>Portland Sea Dogs</b>	<b>74 66</b>	<b>.529</b>	<b>12.0</b>	Akron Aeros	80 62	.563	4.0
Binghamton Mets	73 69	.514	14.0	Harrisburg Senators	73 69	.514	11.0
Connecticut Defenders	68 73	.482	18.5	Erie SeaWolves	68 74	.479	16.0
New Britain Rock Cats	64 77	.454	22.5	Altoona Curve	65 77	.458	19.0
NH Fisher Cats	61 81	.430	26.0	Reading Phillies	53 89	.373	31.0

2009

Northern Division				Southern Division			
W	L	PCT.	GB	W	L	PCT.	GB
Connecticut Defenders	83 59	.585	---	Akron Aeros	89 53	.627	---
New Britain Rock Cats	72 69	.511	10.5	Reading Phillies	75 67	.528	14.0
Trenton Thunder	69 72	.489	13.5	Bowie Baysox	73 69	.514	16.0
<b>Portland Sea Dogs</b>	<b>67 74</b>	<b>.475</b>	<b>15.5</b>	Erie SeaWolves	71 70	.504	17.5
NH Fisher Cats	64 78	.451	19.0	Harrisburg Senators	70 72	.493	19.0
Binghamton Mets	54 86	.386	28.0	Altoona Curve	62 80	.437	27.0

2010

Eastern Division				Western Division			
W	L	PCT.	GB	W	L	PCT.	GB
Trenton Thunder	83 59	.585	---	Altoona Curve	82 60	.577	---
NH Fisher Cats	79 62	.560	3.5	Harrisburg Senators	77 65	.542	5.0
<b>Portland Sea Dogs</b>	<b>70 71</b>	<b>.496</b>	<b>12.5</b>	Bowie Baysox	75 67	.528	7.0
Reading Phillies	69 72	.489	13.5	Akron Aeros	71 71	.500	11.0
Binghamton Mets	66 76	.465	17.0	Richmond Flying Squirrels	68 73	.482	13.5
New Britain Rock Cats	44 98	.310	39.0	Erie SeaWolves	66 76	.465	16.0

# EASTERN LEAGUE STANDINGS 1994-2017

2011

Eastern Division				Western Division			
W	L	PCT.	GB	W	L	PCT.	GB
NH Fisher Cats	77-65	.542	---	Harrisburg Senators	80-62	.563	---
Reading Phillies	74-68	.521	3.0	Richmond Flying Squirrels	76-66	.535	4.0
New Britain Rock Cats	72-70	.507	5.0	Bowie Baysox	75-66	.532	4.5
Trenton Thunder	68-73	.482	8.5	Akron Aeros	73-69	.514	7.0
Binghamton Mets	65-76	.461	11.5	Erie SeaWolves	67-75	.472	13.0
<b>Portland Sea Dogs</b>	<b>59-83</b>	<b>.415</b>	<b>18.0</b>	Altoona Curve	64-77	.454	15.5

2012

Eastern Division				Western Division			
W	L	PCT.	GB	W	L	PCT.	GB
Trenton Thunder	79-63	.556	---	Akron Aeros	82-59	.582	---
Reading Phillies	76-66	.535	3.0	Bowie Baysox	78-64	.549	4.5
New Britain Rock Cats	75-67	.528	4.0	Altoona Curve	72-70	.507	10.5
<b>Portland Sea Dogs</b>	<b>68-73</b>	<b>.482</b>	<b>10.5</b>	Richmond Flying Squirrels	70-71	.496	12.0
Binghamton Mets	68-74	.479	11.0	Harrisburg Senators	64-78	.451	18.5
NH Fisher Cats	<b>61-81</b>	<b>.430</b>	<b>18.0</b>	Erie SeaWolves	57-84	.404	25.0

2013

Eastern Division				Western Division			
W	L	PCT.	GB	W	L	PCT.	GB
Binghamton Mets	86-55	.610	---	Harrisburg Senators	77-65	.542	---
Trenton Thunder	74-67	.525	12.0	Erie SeaWolves	76-66	.535	1.0
NH Fisher Cats	68-72	.486	17.5	Bowie Baysox	71-71	.500	6.0
<b>Portland Sea Dogs</b>	<b>68-73</b>	<b>.482</b>	<b>18.0</b>	Richmond Flying Squirrels	70-72	.493	7.0
New Britain Rock Cats	66-76	.465	20.5	Akron Aeros	68-73	.482	8.5
Reading Phillies	62-80	.437	24.5	Altoona Curve	63-79	.444	14.0

2014

Eastern Division				Western Division			
W	L	PCT.	GB	W	L	PCT.	GB
<b>Portland Sea Dogs</b>	<b>88-54</b>	<b>.620</b>	---	Richmond Flying Squirrels	79-63	.556	---
Binghamton Mets	83-59	.585	5.0	Akron RubberDucks	73-69	.514	6.0
New Britain Rock Cats	73-69	.514	15.0	Bowie Baysox	72-70	.507	7.0
Trenton Thunder	67-75	.472	21.0	Erie SeaWolves	71-71	.500	8.0
NH Fisher Cats	66-76	.465	22.0	Altoona Curve	61-81	.430	18.0
Reading Fightin Phils	66-76	.465	22.0	Harrisburg Senators	53-89	.373	26.0

2015

Eastern Division				Western Division			
W	L	PCT.	GB	W	L	PCT.	GB
Reading Fightin Phils	80-61	.567	---	Bowie Baysox	79-63	.556	---
Binghamton Mets	77-64	.546	3.0	Altoona Curve	74-68	.521	5.0
Trenton Thunder	71-71	.500	9.5	Richmond Flying Squirrels	72-68	.514	6.0
New Britain Rock Cats	69-71	.493	10.5	Akron RubberDucks	73-69	.514	6.0
NH Fisher Cats	69-71	.493	10.5	Harrisburg Senators	67-75	.472	12.0
<b>Portland Sea Dogs</b>	<b>53-89</b>	<b>.373</b>	<b>27.5</b>	Erie SeaWolves	64-78	.451	15.0

2016

Eastern Division				Western Division			
W	L	PCT.	GB	W	L	PCT.	GB
Reading Fightin Phils	89-52	.631	---	Akron RubberDucks	77-64	.546	---
Trenton Thunder	87-55	.613	2.5	Altoona Curve	76-64	.543	0.5
Hartford Yard Goats	74-67	.525	15.0	Harrisburg Senators	76-66	.535	1.5
NH Fisher Cats	69-73	.486	20.5	Erie SeaWolves	62-79	.440	15.0
Binghamton Mets	63-77	.450	25.5	Richmond Flying Squirrels	62-79	.440	15.0
<b>Portland Sea Dogs</b>	<b>55-84</b>	<b>.396</b>	<b>33.0</b>	Bowie Baysox	56-86	.394	21.5

2017

Eastern Division				Western Division			
W	L	PCT.	GB	W	L	PCT.	GB
Trenton Thunder	92-48	.657	---	Altoona Curve	74-66	.529	---
Binghamton Rumble Ponies	85-54	.612	6.5	Bowie Baysox	72-68	.514	2.0
Reading Fightin Phils	72-68	.514	20.0	Akron RubberDucks	69-71	.493	5.0
<b>Portland Sea Dogs</b>	<b>65-74</b>	<b>.468</b>	<b>26.5</b>	Erie SeaWolves	65-75	.464	9.0
Hartford Yard Goats	62-77	.446	29.5	Richmond Flying Squirrels	63-77	.450	11.0
NH Fisher Cats	59-80	.424	32.5	Harrisburg Senators	60-80	.429	14.0

# EASTERN LEAGUE LEADERS

## 2017 Eastern League Leaders

### Batting:

Avg:	.310	Garabez Rosa, BOW
Runs:	80	D.J. Stewart, BOW
Hits:	162	Garabez Rosa, BOW
Doubles:	36	Richard Urena, NH
Triples:	7	3 players tied
HR:	28	Christin Stewart, ERI
RBI:	91	Garabez Rosa, BOW
SB:	35	Champ Stuart, BNG

### Pitching:

ERA:	2.28	Corey Oswalt, BNG
Wins:	15	Yefry Ramirez, BOW
Saves:	21	Shane Broyles, HFD
Losses:	12	<b>Trey Ball, POR</b>
		Ryan Castellani, HFD
CG:	3	P.J. Conlon, BNG
		Yefry Ramirez, BOW
SO:	135	Ryan Castellani, HFD
Walks:	83	Conner Greene, NH
IP:	157.1	Ryan Castellani, HFD

### 2017 Eastern League Postseason All-Star Team

1B	Edwin Espinal	Altoona
2B	Luis Guillorme	Binghamton
3B	Josh Fuentes	Hartford
SS	Thairo Estrada	Trenton
OF	<b>Jeremy Barfield</b>	<b>Portland</b>
OF	<b>Danny Mars</b>	<b>Portland</b>
OF	Christin Stewart	Erie
C	Francisco Mejia	Akron
Util	Garabez Rosa	Bowie
DH	Eric Haase	Akron
RHP	Corey Oswalt	Binghamton
LHP	P.J. Conlon	Binghamton
RHP	Shane Broyles	Hartford

**Eastern League Most Valuable Player**  
Garabez Rosa - Bowie

**Eastern League Pitcher of the Year**  
Corey Oswalt - Binghamton

**Eastern League Rookie of the Year**  
Francisco Mejia - Akron

**Eastern League Manager of the Year**  
Bobby Mitchell - Trenton

### Team Batting:

Bowie	.283
<b>Portland</b>	<b>.264</b>
Trenton	.264
Erie	.261
Reading	.261
Binghamton	.260
Harrisburg	.258
Altoona	.255
New Hampshire	.255
Akron	.251
Richmond	.250
Hartford	.246

### Team Pitching:

Trenton	2.83
Binghamton	3.20
Altoona	3.67
Reading	3.94
Richmond	4.04
Bowie	4.10
Erie	4.22
Hartford	4.35
Akron	4.43
New Hampshire	4.47
Harrisburg	4.50
<b>Portland</b>	<b>4.62</b>

### Team Fielding:

Binghamton	.986
Bowie	.981
Altoona	.980
Richmond	.979
Reading	.979
Harrisburg	.978
Erie	.977
Trenton	.977
Akron	.977
<b>Portland</b>	<b>.977</b>
New Hampshire	.976
Hartford	.976

# EASTERN LEAGUE CHAMPIONS

## EASTERN LEAGUE CHAMPIONS

Year	Regular Season Leader	W L	Pct.	Playoff Results
1923	Williamsport	82 42	.661	No playoffs held
1924	Williamsport	87 46	.654	No playoffs held
1925	York	77 55	.583	York defeated Williamsport 3-1
	Williamsport	77 55	.583	
1926	Scranton	84 50	.627	No playoffs held
1927	Harrisburg	87 51	.630	No playoffs held
1928	Harrisburg	82 54	.603	No playoffs held
1929	Binghamton	83 56	.597	No playoffs held
1930	Wilkes-Barre	79 59	.572	No playoffs held
1931	Harrisburg	83 56	.597	No playoffs held
1932	Wilkes-Barre	78 61	.561	No playoffs held
1933	Binghamton	79 55	.590	No playoffs held
1934	Binghamton (1st Half)	41 28	.594	Williamsport defeated Binghamton 4-2
	Williamsport (2nd Half)	41 27	.603	
1935	Scranton (1st Half)	44 23	.657	Binghamton defeated Scranton 4-3
	Binghamton (2nd Half)	40 29	.580	
1936	Scranton (1st Half)	42 27	.609	Scranton defeated Elmira 4-0
	Elmira (2nd Half)	44 26	.629	
1937	Elmira	84 51	.622	Elmira defeated Wilkes-Barre 4-1
1938	Binghamton	84 51	.622	Elmira defeated Binghamton 3-2
1939	Scranton	80 60	.571	Scranton defeated Albany 4-1
1940	Scranton	79 60	.568	Binghamton defeated Hartford 4-1
1941	Wilkes-Barre	87 51	.630	Elmira defeated Williamsport 4-3
1942	Albany	84 56	.600	Scranton defeated Binghamton 4-1
1943	Scranton	87 51	.630	Elmira defeated Scranton 4-2
1944	Hartford	99 38	.729	Binghamton defeated Utica 4-2
1945	Utica	83 52	.615	Albany defeated Wilkes-Barre 4-3
1946	Scranton	96 43	.691	Scranton defeated Hartford 4-1
1947	Utica	90 48	.652	Utica defeated Albany 4-3
1948	Scranton	89 51	.636	Scranton defeated Albany 4-0
1949	Albany	93 47	.664	Binghamton defeated Wilkes-Barre 4-3
1950	Wilkes-Barre	90 48	.652	Wilkes-Barre defeated Binghamton 4-1
1951	Wilkes-Barre	85 54	.612	Scranton defeated Elmira 4-0
1952	Albany	82 54	.603	Binghamton defeated Reading 4-1
1953	Reading	101 47	.682	Binghamton defeated Reading 4-2
1954	Wilkes-Barre	80 59	.576	Albany defeated Reading 4-1
1955	Reading	84 53	.613	Allentown defeated Schenectady 3-2
1956	Schenectady	84 54	.609	Schenectady defeated Reading 3-0
1957	Binghamton	85 55	.607	Reading defeated Albany 3-1
1958	Lancaster	75 57	.568	Binghamton defeated Lancaster 3-2
1959	Springfield	85 55	.607	Springfield defeated Williamsport 3-1
1960	Williamsport	76 62	.551	Williamsport and Springfield declared Co-Champions due to weather
1961	Springfield	85 54	.612	No playoffs held
1962	Williamsport	83 57	.593	Elmira defeated Williamsport 3-1
1963	Charleston	83 57	.593	No playoffs held
1964	Elmira	82 58	.586	No playoffs held
1965	Pittsfield	85 55	.607	No playoffs held
1966	Elmira	88 51	.633	No playoffs held
1967	Binghamton (E)	82 58	.586	Binghamton defeated Elmira 3-1
	Elmira (W)	74 65	.532	
1968	Pittsfield	84 55	.604	Reading defeated Pittsfield 3-1
1969	York	89 50	.640	Playoffs canceled after two games due to weather
1970	Waterbury	79 62	.560	No playoffs held
1971	Elmira (Am)	78 61	.561	Elmira defeated Three Rivers 3-1
	Three Rivers (Nat)	78-59	.569	
1972	West Haven (Am)	84 56	.600	West Haven defeated Three Rivers 3-0
	Three Rivers (Nat)	76 60	.559	
1973	Pittsfield (Am)	75 61	.551	Reading defeated Pittsfield 3-1
	Reading (Nat)	76 62	.551	
1974	Bristol (Am)	74 61	.548	Thetford Mines defeated Pittsfield 3-0
	Quebec City (Nat)	76 64	.543	
1975	Reading (1st Half)	41 20	.672	Bristol defeated Reading 3-0
	Bristol (2nd Half)	46 27	.630	
1976	Three Rivers (N)	83 55	.601	West Haven defeated Three Rivers 3-0
	West Haven (S)	80 59	.576	
1977	West Haven (New Eng)	86 52	.623	West Haven defeated Three Rivers 3-0
	Three Rivers (Can-Am)	76 62	.551	
1978	Bristol (1st Half)	40 29	.580	Bristol defeated Reading 2-0
	Reading (2nd Half)	43 24	.642	

# EASTERN LEAGUE CHAMPIONS

Year	Regular Season Leader	W L	Pct.	Playoff Results
1979	West Haven (1st Half)	42 28	.600	No playoffs held
	West Haven (2nd Half)	41 28	.594	
1980	Bristol	79 60	.568	Holyoke defeated Waterbury 2-1
1981	Glens Falls	83 52	.615	Bristol defeated Glens Falls 3-2
1982	West Haven	86 54	.614	West Haven defeated Lynn 3-0
1983	Reading	96 44	.686	New Britain defeated Lynn 3-1
1984	Albany-Colonie	81 57	.587	Vermont defeated Waterbury 3-2
1985	Albany-Colonie	82 57	.590	Vermont defeated New Britain 3-1
1986	Reading	77 59	.566	Vermont defeated Reading 3-2
1987	Pittsfield	87 51	.630	Harrisburg defeated Vermont 3-2
1988	Glens Falls	80 57	.584	Albany-colonie defeated Vermont 3-1
1989	Albany-Colonie	92 48	.657	Albany-colonie defeated Harrisburg 3-1
1990	Albany-Colonie	79 60	.568	London defeated New Britain 3-0
1991	Harrisburg	87 53	.621	Albany-Colonie defeated Harrisburg 3-0
1992	Canton-Akron	80 58	.580	Binghamton defeated Canton-Akron 3-2
1993	Trenton (N)	73 69	.514	Harrisburg defeated Canton-Akron 3-2
	Harrisburg (S)	94 44	.681	
1994	Binghamton (N)	82 59	.582	Binghamton defeated Harrisburg 3-1
	Harrisburg (S)	88 51	.633	
<b>1995</b>	<b>Portland (N)</b>	<b>86 56</b>	<b>.606</b>	Reading defeated New Haven 3-2
	Trenton (S)	73 69	.514	
<b>1996</b>	<b>Portland (N)</b>	<b>83 58</b>	<b>.589</b>	Harrisburg defeated <b>Portland</b> 3-1
	Trenton (S)	86 56	.589	
<b>1997</b>	<b>Portland (N)</b>	<b>79 63</b>	<b>.556</b>	Harrisburg defeated <b>Portland</b> 3-1
	Harrisburg (S)	86 56	.606	
1998	New Britain (N)	83 59	.585	Harrisburg defeated New Britain 3-1
	Akron (S)	81 60	.574	
1999	Trenton (N)	92 50	.648	Harrisburg defeated Norwich 3-2
	Erie (S)	81 61	.570	
2000	Binghamton (N)	82 58	.586	New Haven defeated Reading 3-1
	Reading (S)	85 57	.599	
2001	New Britain (N)	87 55	.613	New Britain and Reading declared
	Erie (S)	84 58	.592	Co-Champions after series is cancelled
2002	Norwich (N)	76 64	.543	Norwich defeated Harrisburg 3-2
	Akron (S)	93 48	.660	
2003	New Haven (N)	79 63	.556	Akron defeated New Haven 3-0
	Akron (S)	88 53	.624	
2004	New Hampshire (N)	84 57	.596	New Hampshire defeated Altoona 3-0
	Altoona (S)	85 56	.603	
<b>2005</b>	<b>Portland (N)</b>	<b>76 66</b>	<b>.535</b>	Akron defeated <b>Portland</b> 3-1
	Akron (S)	84 58	.592	
2006	Trenton (N)	80 62	.563	<b>Portland defeated Akron 3-2</b>
	Akron (S)	87 55	.613	
2007	Trenton (N)	83 59	.585	Trenton defeated Akron 3-1
	Erie (S)	81 59	.579	
2008	Trenton (N)	86 54	.614	Trenton defeated Akron 3-1
	Bowie (S)	84 58	.592	
2009	Connecticut (N)	83 59	.585	Akron defeated Connecticut 3-1
	Akron (N)	89 53	.627	
2010	Trenton (E)	83 59	.585	Altoona defeated Trenton 3-1
	Altoona (W)	82 60	.577	
2011	New Hampshire (E)	77 65	.542	New Hampshire defeated Richmond 3-1
	Harrisburg (W)	80 62	.563	
2012	Trenton (E)	79-63	.556	Akron defeated Trenton 3-1
	Akron (W)	82-59	.582	
2013	Binghamton (E)	86-55	.610	Trenton defeated Harrisburg 3-0
	Harrisburg (W)	77-65	.542	
2014	<b>Portland (E)</b>	<b>88-54</b>	<b>.620</b>	Binghamton defeated Richmond 3-0
	Richmond (W)	79-63	.556	
2015	Reading (E)	80-61	.567	Bowie defeated Reading 3-2
	Bowie (W)	79-63	.556	
2016	Reading (E)	89-52	.631	Akron defeated Trenton 3-0
	Akron (W)	77-64	.546	
2017	Trenton (E)	92-48	.657	Altoona defeated Trenton 3-0
	Altoona (W)	85-54	.529	



# EASTERN LEAGUE TRAVEL

## Eastern League Hotels

### Akron

Fairfield Inn & Suites  
Akron/Fairlawn  
208 Springside Dr.  
Akron, OH 44333  
330-665-0641

### Erie

Bel-Aire Clarion Hotel  
2800 West 8th Street  
Erie, PA 16505  
814-833-1116

### Portland

Fireside Inn and Suites  
81 Riverside St.  
Portland, ME 04103  
207-774-5601  
207-774-2103 (fax)

### Altoona

Altoona Grand Hotel  
1 Sheraton Drive  
Altoona, PA 16601  
814-946-1631

### Harrisburg

Holiday Inn Harrisburg East  
815 S. Eisenhower Blvd.  
Middletown, PA 17057  
717-939-1600

### Reading

Crowne Plaza Reading  
1741 Papermill Rd.  
Wyomissing, PA 19610  
877-354-1911

### Binghamton

Holiday Inn Downtown  
2 Hawley Street  
Binghamton, NY 13901  
607-722-1212

### Hartford

Holiday Inn Express  
of Newington  
2553 Berlin Turnpike  
Newington, CT 06111  
860-372-4000

### Richmond

Quality Inn West End  
8008 West Broad Street  
Richmond, VA 23294  
804-346-0000

### Bowie

Crowne Plaza Annapolis  
173 Jennifer Road  
Annapolis, MD 21401  
410-266-3131

### New Hampshire

Country Inn & Suites  
250 River Rd.  
Bedford, NH 03110  
603-666-4600

### Trenton

Holiday Inn Express  
870 Scudders Mill Road  
Plainsboro Township, NJ 08536  
(609) 936-6600

## EASTERN LEAGUE MILEAGE CHART

	AKR	ALT	BNG	BOW	ERI	HBG	HFD	NH	POR	REA	RIC	TRE
AKR	X	197	385	361	125	306	539	676	<b>740</b>	353	417	428
ALT	197	X	223	186	199	121	378	514	<b>578</b>	179	263	242
BNG	385	223	X	298	266	182	232	295	<b>403</b>	153	400	178
BOW	361	186	298	X	379	115	328	467	<b>531</b>	134	119	162
ERI	125	199	266	379	X	268	485	575	<b>640</b>	316	449	434
HBG	306	121	182	115	268	X	295	420	<b>484</b>	62	217	125
HFD	539	378	232	328	485	295	X	134	<b>198</b>	243	447	187
NH	676	514	295	467	575	420	134	X	<b>99</b>	378	588	321
POR	<b>740</b>	<b>578</b>	<b>403</b>	<b>531</b>	<b>640</b>	<b>484</b>	<b>198</b>	<b>99</b>	<b>X</b>	<b>443</b>	<b>653</b>	<b>386</b>
REA	353	177	153	134	316	62	243	378	<b>443</b>	X	254	84
RIC	417	263	400	119	449	217	447	588	<b>653</b>	254	X	273
TRE	428	242	178	162	434	125	187	321	<b>386</b>	84	273	X

# EASTERN LEAGUE UMPIRES

## 2018 Eastern League Umpires

(As of February 26, 2018 - Subject to Change)

Number	Umpire	2017 Assignment	Resides	Total Experience
98	Derek Gonzales	Eastern League	Orem, UT	7 years
76	Rich Grassa	Eastern League	Lindenhurst, NY	5 Years
20	Aaron Higgins	Eastern League	Elk Grove, CA	5 years
17	Justin Houser	Eastern League	Mattawan, MI	6 years
5	Ben Levin	Eastern League	Cincinnati, OH	7 years
59	John Mang	Eastern League	Poland, OH	6 years
7	Christopher Marco	Eastern League	Watertown, Ontario	5 Years
16	Takahito Matsuda	Eastern League	Seiyo, Japan	7 Years
9	Jacob Metz	Eastern League	Edmonds, WA	5 Years
35	Thomas Roche	Carolina League	Hamden, CT	5 years
24	Greg Roemer	Florida State League	Richfield, OH	5 years
14	Randy Rosenberg	Eastern League	Arlington, VA	7 years
30	Mike Savakinas	Eastern League	Fairborn, OH	7 years
6	Chris Scott	Eastern League	Davidsonville, MD	5 years
28	Sean Shafter-Markle	Florida State League	Grand Rapids, MI	5 years
3	Patrick Sharshel	Eastern League	Highlands Ranch, CO	7 years
8	Derek Thomas	Florida State League	Cape Coral, FL	5 years
4	JC Velez-Morales	Florida State League	San Juan, PR	5 years

## SEA DOGS NOTES

### Record Breaking Inning: August 29, 2003

The Sea Dogs had an offensive explosion on August 29, 2003. In the 4th inning against the New Haven Ravens, the Sea Dogs plated 14 runs.

### Among the Records set by Portland:

Tied the Eastern League record for runs in an inning (14), set earlier in the 2003 season by New Britain in a 14-run 3rd inning at Bowie.

Set new Eastern League record for hits in an inning (14), extra-base hits in an inning (7), total bases in an inning (28), and batters in an inning (19).

Set new franchise records for consecutive batters reaching base (12) and hits in game (22).

Kevin Haverbusch set a new franchise record with 5 RBI in one inning.

Set new season highs for runs scored (17), extra-base hits (9) and total bases (38) in a game - all are second most in franchise history behind 19 runs, 10 extra-base hits and 44 total bases on May 24, 1997 in a 19-5 win over New Britain.

# EASTERN LEAGUE OPPONENTS

## AKRON RUBBERDUCKS

300 South Main Street  
Akron, Ohio 44308  
Phone: (330) 253-5151  
Fax: (330) 253-3300  
www.akronrubberducks.com



### TEAM INFORMATION/PERSONNEL

Affiliation.....Cleveland Indians  
Stadium.....Canal Park  
Year Opened.....1997  
Capacity.....7,630  
Dimensions.....LF: 331', CF: 400', RF: 337'  
2017 Attendance.....343,351 (5th)  
Years in League.....1989-2017  
League Titles.....(5) 2003, 2005, 2009, 2012, 2016  
Last Playoff Appearance.....2016

Owner/CEO.....Ken Babby  
GM/COO.....Jim Pfander  
Media Contact.....Adam Liberman  
Broadcaster.....Dave Wilson/Jim Clark  
Flagship Station.....Fox Sports 1350 AM

Manager.....Tony Mansolino  
Hitting Coach.....Kevin Howard  
Pitching Coach.....Rigo Beltran  
Bench Coach.....Dennis Malave  
Trainer.....Jeremy Heller  
Strength & Conditioning.....Paul Syneckj

### SEA DOGS RECORD VS. AKRON

2017 Record.....1-5  
2017 @ Portland.....1-2  
2017 @ Akron.....0-3  
All Time Record.....85-106  
Playoff Record.....4-5  
Largest Margin of Victory.....13 (4/15/98)  
Largest Margin of Defeat.....17 (6/7/17)

**Notable Alumni:** Albert Belle, Bartolo Colon, Coco Crisp,  
Jason Kipnis, Corey Kluber, Francisco Lindor, Victor  
Martinez, Manny Ramirez, C.C. Sabathia, Jim Thome

### 2018 SEA DOGS VS. AKRON

At Portland:

June 8-10

At Akron:

August 10-12

### 2017 Team Leaders

**G- Bobby Bradley: 131**  
**AVG- Francisco Mejia: .297**  
**AB- Bobby Bradley: 467**  
**R- Yu-Cheng Chang: 72**  
**H- Joe Sever: 124**  
**HR- Bobby Bradley: 23**  
**RBI- Bobby Bradley: 89**  
**SB- Greg Allen: 21**  
**2B- Bobby Bradley: 25**  
**3B- Chang/Haase: 5**

**ERA- Thomas Pannone: 2.62**  
**Wins- Luis Lugo/Matt Whitehouse: 8**  
**Losses- Pasquale/Whitehouse: 8**  
**SV- Cameron Hill: 13**  
**IP- Luis Lugo: 134.0**  
**SO- Luis Lugo: 93**  
**BB- Luis Lugo: 55**

### RubberDucks Notes

- Former Red Sox manager John Farrell served as the Indians Director of Player Development from 2001- 2006.
- Prior to moving into Canal Park in 1997, the team played at Thurman Munson Stadium in Canton, OH and were known as the Canton-Akron Indians.
- Akron was once known as the "Rubber Capital of the World," as the first synthetic rubber tire was introduced and marketed in Akron.
- The city's nickname served as inspiration for the re-branding of the franchise in 2014 as Akron made the transition from the Aeros to the RubberDucks

# EASTERN LEAGUE OPPONENTS

## ALTOONA CURVE

1000 Park Avenue  
Altoona, PA 16602  
Phone: (814) 943-5400  
Fax: (814) 943-9050  
www.altoonacurve.com



### TEAM INFORMATION/PERSONNEL

Affiliation.....Pittsburgh Pirates  
Stadium.....Peoples Natural Gas Ballpark  
Year Opened.....1999  
Capacity.....7,210  
Field Dimensions.....LF:325', CF:405', RF:325'  
2017 Attendance.....294,486 (8th)  
Years in League.....1999-2017  
League Titles.....(2) 2010, 2017  
Last Playoff Appearance.....2017

Managing Members.....Bob & Joan Lozinak  
GM.....Derek Martin  
Media Contact.....Trey Wilson  
Broadcaster.....Trey Wilson  
Flagship Station.....News Talk 1240 AM

Manager.....Michael Ryan  
Hitting Coach.....Keoni De Renne  
Pitching Coach.....Bryan Hickerson  
Trainer.....Justin Ahrens  
Strength & Conditioning.....Joe Schlesinger

### SEA DOGS RECORD VS. ALTOONA

2017 Record.....3-3  
2017 @ Portland.....2-1  
2017 @ Altoona.....1-2  
All Time Record.....59-59  
Largest Margin of Victory.....11 (8/14/12)  
Largest Margin of Defeat.....10 (8/3/00)

**Notable Alumni:** Pedro Alvarez, Bronson Arroyo, Jose Bautista, Gerrit Cole, Rajai Davis, Josh Harrison, Brock Holt, Starling Marte, Andrew McCutchen, Nate McLouth, Steve Pearce, Gregory Polanco

2018 SEA DOGS  
VS. ALTOONA

At Portland:

August 17-19

At Altoona:

May 17-20

### 2017 Team Leaders

**G- Elvis Escobar: 116**  
**AVG- Jerrick Suiter: .285**  
**AB- Pablo Reyes: 420**  
**R- Pablo Reyes: 62**  
**H- Pablo Reyes: 115**  
**HR- Jordan Luplow: 16**  
**RBI- Jordan Luplow: 72**  
**SB- Pablo Reyes: 21**  
**2B- Edwin Espinal: 25**  
**3B- Elvis Escobar/Cole Tucker: 5**  
  
**ERA- Austin Coley: 3.01**  
**Wins- Tanner Anderson/Alex McRae: 10**  
**Losses- Tyler Eppler: 10**  
**SV- Montana DuRapau: 22**  
**IP- Tyler Eppler: 162.1**  
**SO- Austin Coley: 106**  
**BB- Yeudy Garcia: 46**

### Curve Notes

- Altoona's leading hitter in 2012, Brock Holt, was traded to the Red Sox organization in the trade that also sent closer Joel Hanrahan to the Red Sox. Among the players sent to the Pirates organization was Sea Dogs pitcher Stolmy Pimentel.
- Altoona Hitting Coach Keoni De Renne was a member of the 2006 Portland Sea Dogs.
- The Curve are named after a famous nearby 2,375 foot horseshoe curve in the railroad tracks that winds through the Allegheny Mountains.

# EASTERN LEAGUE OPPONENTS

## BINGHAMTON RUMBLE PONIES

211 Henry Street  
Binghamton, NY 13901  
Phone: (607) 723-6387  
Fax: (607) 723-7779  
www.bingrp.com



### TEAM INFORMATION/PERSONNEL

Affiliation.....New York Mets  
Stadium.....NYSEG Stadium  
Year Opened.....1992  
Capacity.....6,012  
Field Dimensions.....LF: 330', CF: 400', RF: 330'  
2017 Attendance.....190,765 (12th)  
Years in League.....1923-'37, 1940-'63, 1966-'68, 1992-2017  
Last Playoff Appearance.....2017  
League Titles: (13) 1929, 1933, 1935, 1940, 1944, 1949, 1952, 1953, 1958, 1967, 1992, 1994, 2014  
Owner.....John Hughes  
GM.....John Bayne  
Media Contact.....Tim Heiman  
Broadcaster.....Tim Heiman  
Flagship Station.....WNBF 1290 AM

Manager.....Luis Rojas  
Hitting Coach.....Valentino Pascucci  
Pitching Coach.....Frank Viola  
Trainer.....Bob Grimes  
Strength & Conditioning.....Kory Wan

2018 SEA DOGS VS.  
BINGHAMTON

At Portland  
April 13-15, May 10-13, June  
29-July 3

At Binghamton  
April 5-8, July 16-18, August  
31-September 3

### 2017 Team Leaders

**G- Matt Oberste: 129**  
**AVG- Kevin Taylor: .292**  
**AB- Luis Guillorme: 481**  
**R- Luis Guillorme: 70**  
**H- Luis Guillorme: 136**  
**HR- David Thompson: 16**  
**RBI- David Thompson: 68**  
**SB- Champ Stuart: 35**  
**2B- David Thompson: 29**  
**3B- Kevin Kaczmarek: 5**

**ERA- Corey Oswalt: 2.28**  
**Wins- Corey Oswalt: 12**  
**Losses- P.J. Conlon: 9**  
**SV- Cory Burns: 19**  
**IP- P.J. Conlon: 136.0**  
**SO- Tyler Pill: 110**  
**BB- Mickey Jannis: 66**

### SEA DOGS RECORD VS. BINGHAMTON

2017 Record.....8-12  
2017 @ Portland.....6-5  
2017 @ Binghamton.....2-7  
All Time Record.....211-239  
Playoff Record.....5-5  
Largest Margin of Victory.....11\* (5/14/16)  
Largest Margin of Defeat.....14 (8/15/94)  
\*Occurred multiple times, most recent listed

**Notable Alumni:** Jason Bay, Michael Conforto, Jacob deGrom, Lucas Duda, Michael Fulmer, Dwight Gooden, Matt Harvey, Jason Isringhausen, Steven Matz, Jon Niese, Jose Reyes, Noah Syndergaard, Billy Wagner, Zach Wheeler, David Wright

### Mets Notes

- On November 3, 2016, the Binghamton Mets became the Binghamton Rumble Ponies. The winning name submission came from a fan, inspired by the Children's Book "The Carousel."
- On August 13, 2001 three Sea Dog pitchers combined to no-hit the Binghamton Mets on the road in Binghamton. Josh Beckett tossed the first seven innings, Brandon Bowe and Aaron Scheffer backed up their starter with one inning of hitless relief respectively.
- The Eastern League was formed in Binghamton, New York on March 23, 1923.

# EASTERN LEAGUE OPPONENTS

## BOWIE BAYSOX

4101 Crain Highway  
Bowie, MD 20716  
Phone (301) 805-6000  
Fax (301) 464-4911  
www.baysox.com



### TEAM INFORMATION/PERSONNEL

Affiliation.....Baltimore Orioles  
Stadium.....Prince George's Stadium  
Year Opened.....1994  
Capacity.....10,000  
Field Dimensions.....LF: 309', CF: 405', RF: 309'  
2017 Attendance.....234,789 (10th)  
Years in League.....1993-2017  
League Titles.....2015  
Last Playoff Appearance.....2017

President.....Ken Young  
GM.....Brian Shallcross  
Media Contact.....Joe Fitzhenry  
Broadcaster.....Adam Pohl  
Flagship Station.....1430 AM WNAV

Manager.....Gary Kendall  
Hitting Coach.....Keith Bodie  
Pitching Coach.....Kennie Steenstra  
Trainer.....Brian Guzman  
Strength & Conditioning.....Patrick Armstrong

### SEA DOGS RECORD VS. BOWIE

2017 Record.....3-3  
2017 @ Portland.....2-1  
2017 @ Bowie.....1-2  
All Time Record.....93-100  
Largest Margin of Victory.....13 (7/27/95)  
Largest Margin of Defeat.....14 (8/6/94)

**Notable Alumni:** Jake Arrieta, Armando Benitez, Zach Britton, Kevin Gausman, Mychal Givens, Manny Machado, Trey Mancini, Nick Markakis, Darnell McDonald, Brian Roberts, Jonathan Schoop, Jayson Werth, Matt Wieters, Gregg Zaun

### 2018 SEA DOGS VS. BOWIE

At Portland

June 5-7

At Bowie

June 15-17

### 2017 Team Leaders

**G- D.J. Stewart: 126**  
**AVG- Garabez Rosa: .310**  
**AB- Garabez Rosa: 523**  
**R- D.J. Stewart: 80**  
**H- Garabez Rosa: 162**  
**HR- Aderlin Rodriguez: 22**  
**RBI- Garabez Rosa: 91**  
**SB- D.J. Stewart: 20**  
**2B- D.J. Stewart: 26**  
**3B- Jay Gonzalez & Adrian Marin: 3**

**ERA- Lucas Long: 2.95**  
**Wins- Jason Garcia: 6**  
**Losses- David Hess: 13**  
**SV- Jason Stoffel: 12**  
**IP- David Hess: 127.1**  
**SO- David Hess: 85**  
**BB- Jason Garcia: 54**

### Baysox Notes

- Bowie won their first championship in 2015, defeating Reading 3 games to 2.
- In their inaugural season in 1993, the Baysox played their home games at old Memorial Stadium in Baltimore. A handful of games were also played at the University of Maryland and the Naval Academy.
- In 1993, the name for the new franchise was put to the fans, and after more than 3,500 fans voted, the Baysox was chosen.

# EASTERN LEAGUE OPPONENTS

## ERIE SEAWOLVES

110 East 10th Street  
Erie, PA 16501  
Phone (814) 456-1300  
Fax (814) 456-7520  
www.seawolves.com



### TEAM INFORMATION/PERSONNEL

Affiliation.....Detroit Tigers  
Stadium.....UPMC Park  
Year Opened.....1995  
Capacity.....6,000  
Field Dimensions.....LF: 317', CF: 400', RF: 328'  
2017 Attendance.....214,394 (11th)  
Years in League.....1999-2017  
League Titles.....None  
Last Playoff Appearance.....2013

Owner.....Fernando Aguirre  
President.....Greg Coleman  
Media Contact.....Greg Gania  
Broadcaster.....Greg Gania  
Flagship Station.....Fox Sports Radio 1330 AM

Manager.....Andrew Graham  
Hitting Coach.....Mike Hessman  
Pitching Coach.....Willie Blair  
Coach.....Santiago Garrido  
Trainer.....T.J. Obergefell  
Strength & Conditioning.....Jeff Mathers

### SEA DOGS RECORD VS. ERIE

2017 Record.....5-1  
2017 @ Portland.....3-0  
2017 @ Erie.....2-1  
All Time Record.....61-58  
Playoff Record.....3-2  
Largest Margin of Victory.....15 (8/10/16)  
Largest Margin of Defeat.....11 (8/3/04)

**Notable Alumni:** Alex Avila, Nick Castellanos, Michael Fulmer, Charlie Furbush, Curtis Granderson, Jose Guillen, Omar Infante, Matt Joyce, John Lackey, Cameron Maybin, Andrew Miller, Aramis Ramirez, Fernando Rodney, Drew Smyly, Justin Verlander, Dontrelle Willis

### 2018 SEA DOGS VS. ERIE

At Portland

July 31-August 2

At Erie

August 7-9

### 2017 Team Leaders

**G- Christin Stewart: 136**  
**AVG- Dominic Ficociello: .306**  
**AB- Christin Stewart: 485**  
**R- Christin Stewart: 67**  
**H- Christin Stewart: 124**  
**HR- Christin Stewart: 28**  
**RBI- Christin Stewart: 86**  
**SB- Harold Castro: 20**  
**2B- Gabriel Quintana: 30**  
**3B- A.J. Simcox: 5**

**ERA- Artie Lewicki: 3.76**  
**Wins- Artie Lewicki: 9**  
**Losses- Tyler Alexander: 9**  
**SV- Bryan Garcia: 8**  
**IP- Tyler Alexander: 138.1**  
**SO- Tyler Alexander: 120**  
**BB- Victor Alcantara: 34**

### SeaWolves Notes

- South Portland, Maine native Charlie Furbush made five starts for the SeaWolves in 2010 posting a 1-0 record with a 3.24 ERA.
- The SeaWolves first joined the New York-Penn League in 1995 as an affiliate of the Pittsburgh Pirates.
- In 1999, the SeaWolves joined the Double-A Eastern League as an affiliate of the Anaheim Angels.
- Erie became a Detroit Tigers affiliate in 2001.

# EASTERN LEAGUE OPPONENTS

## HARRISBURG SENATORS

245 Championship Way  
Harrisburg, PA 17101  
Phone (717) 231-4444  
Fax (717) 231-4445  
www.senatorsbaseball.com



### TEAM INFORMATION/PERSONNEL

Affiliation.....Washington Nationals  
Stadium..... FNB Field  
Year Opened.....1987  
Capacity.....6,300  
Field Dimensions.....LF: 325', CF: 400', RF: 325'  
2017 Attendance.....262,872 (9th)  
Years in League.....1924-35, 1987-2017  
League Titles: (9) 1927, 1928, 1931, 1987, 1993, 1996-99  
Last Playoff Appearance.....2013

Principal Owner.....Mark Butler  
GM.....Randy Whitaker  
Media Contact.....Terry Byrom  
Broadcaster.....Terry Byrom  
Flagship Station...CBS Sports Radio: 96.5/96.3 FM/1400 AM

Manager..... Matthew LeCroy  
Hitting Coach..... Brian Rupp  
Pitching Coach.....Michael Tejera  
Trainer.....T.D. Swingord  
Strength & Conditioning.....R.J. Guyer

2018 SEA DOGS VS.  
HARRISBURG

At Portland

July 23-25

At Harrisburg

June 1-3

### 2017 Team Leaders

**G- Osvaldo Abreu: 125**  
**AVG- Yadiel Hernandez: .292**  
**AB- Osvaldo Abreu: 431**  
**R- Jose Marmolejos: 68**  
**H- Yadiel Hernandez: 116**  
**HR- Randy Read: 17**  
**RBI- Jose Marmolejos: 66**  
**SB- Darian Sanford: 21**  
**2B- Randy Read: 25**  
**3B- Osvaldo Abreu/Jose Marmolejos: 4**

**ERA- John Simms: 3.54**  
**Wins- Four tied with 5**  
**Losses- Matthew Crossover: 7**  
**SV- Andrew Robinson: 13**  
**IP- John Simms: 112.0**  
**SO- John Simms: 87**  
**BB- Jimmy Cordero: 38**

### SEA DOGS RECORD VS. HARRISBURG

2017 Record.....3-4  
2017 @ Portland.....1-2  
2017 @ Harrisburg.....2-2  
All Time Record.....101-107  
Playoff Record.....3-2  
Largest Margin of Victory.....14 (6/19/12)  
Largest Margin of Defeat.....11\* (8/22/15)

\*Occurred multiple times, most recent listed

**Notable Alumni:** Moises Alou, Ian Desmond, Cliff Floyd, Vladimir Guerrero, Bryce Harper, Cliff Lee, Jason Marquis, Michael Morse, Derek Norris, Brandon Phillips, Anthony Rendon, Matt Stairs, Drew Storen, Stephen Strasburg, Trea Turner, Ugueth Urbina, Jordan Zimmermann, Ryan Zimmerman

### Senators Notes

- The Senators won four consecutive Eastern League titles from 1996-1999. The fourth in 1999 came in dramatic fashion, the Senators trailed by three runs in the bottom of the ninth inning with two outs with a fourth consecutive title on the line. Milton Bradley cracked a walk-off grand slam to right center field.
- Harrisburg Pitching Coach Michael Tejera was the 1999 Eastern League Pitcher of the Year with the Portland Sea Dogs.



# EASTERN LEAGUE OPPONENTS

## Hartford Yard Goats

1214 Main Street  
Hartford, CT 06103  
Phone: (860) 246-4628  
Fax: (860) 247-4628  
www.yardgoatsbaseball.com



### TEAM INFORMATION/PERSONNEL

Affiliation.....Colorado Rockies  
Stadium.....Dunkin' Donuts Park  
Year Opened.....2017  
Capacity.....6,121  
Field Dimensions.....LF: 325', CF: 400', RF: 306'  
2017 Attendance.....395,196 (3rd)  
Years in League.....2016-2017  
League Titles.....None  
Last Playoff Appearance.....None

Owner.....Josh Solomon  
General Manager.....Mike Abramson  
Media Contact.....Jeff Dooley  
Broadcaster.....Jeff Dooley  
Flagship Station.....1410 AM WPOP

Manager.....Warren Schaeffer  
Hitting Coach.....Lee Stevens  
Pitching Coach.....Mark Brewer  
Trainer.....Hoshito Mizutani  
Strength & Conditioning.....Brady Fitzgerald

### SEA DOGS RECORD VS. HARTFORD

2017 Record.....9-12  
2017 @ Portland.....3-7  
2017 @ Hartford.....6-5  
All Time Record.....17-27  
Largest Margin of Victory.....11 (7/23/17)  
Largest Margin of Defeat.....7\* (7/3/16)  
\*Occurred multiple times, most recent listed

**Notable Alumni:** Matt Carasiti, David Dahl, Kyle Freeland, German Marquez, Ryan McMahon, Antonio Senzatela, Raimel Tapia, Pat Valaika

### 2018 SEA DOGS VS. HARTFORD

At Portland

April 16-19, May 22-24, July 19-22

At Hartford

April 23-25, May 3-6, July 5-8

### 2017 Team Leaders

**G- Drew Weeks: 128**  
**AVG- Josh Fuentes: .307**  
**AB- Drew Weeks: 470**  
**R- Drew Weeks: 69**  
**H- Josh Fuentes: 127**  
**HR- Drew Weeks: 17**  
**RBI- Josh Fuentes: 72**  
**SB- Max White: 24**  
**2B- Josh Fuentes: 28**  
**3B- Josh Fuentes: 7**  
  
**ERA- Jack Wynkoop: 4.44**  
**Wins- Ryan Castellani/Konner Wade: 9**  
**Losses- Ryan Castellani: 12**  
**SV- Shane Broyles: 21**  
**IP- Ryan Castellani: 157.1**  
**SO- Ryan Castellani: 132**  
**BB- Parker French: 52**

### Yard Goats Notes

- Formerly the New Britain Rock Cats, the Yard Goats moved to Hartford prior to the 2016 season. A Yard Goat is an old railroad slang term for an engine that switches a train to get it ready for another locomotive. Hartford selected the name after holding a "Name the Team" contest that drew close to 6,000 submissions. Team officials picked Yard Goats over Hedgehogs, Praying Mantis, River Hogs, and Whirlybirds.
- The Colorado Rockies previously fielded a team in the Eastern League with the New Haven Ravens from 1994-98.

# EASTERN LEAGUE OPPONENTS

## NEW HAMPSHIRE FISHER CATS

1 Line Drive  
Manchester, NH 03101  
Phone: (603) 641-2005  
Fax: (603) 641-2055  
www.nhfishercats.com



### TEAM INFORMATION/PERSONNEL

Affiliation.....Toronto Blue Jays  
Stadium.....Northeast Delta Dental Stadium  
Year Opened.....2005  
Capacity.....6,500  
Field Dimensions.....LF: 326', CF: 400', RF: 306'  
2017 Attendance.....284,108 (7th)  
Years in League.....1969-'71, 2004-2017  
League Titles.....2 (2004, 2011)  
Last Playoff Appearance.....2011

Owner.....Art Solomon  
President.....Mike Ramshaw  
Media Contact.....Tyler Murray  
Broadcasters.....Tyler Murray/Bob Lipman  
Flagship Station.....WGIR 610 AM

Manager.....John Schneider  
Hitting Coach.....Hunter Mense  
Pitching Coach.....Vince Horsman  
Trainer.....Drew MacDonald  
Strength & Conditioning.....Ryan Maedel

### SEA DOGS RECORD VS. NEW HAMPSHIRE

2017 Record.....11-10  
2017 @ Portland.....6-4  
2017 @ New Hampshire.....5-6  
All-Time Record.....177-158  
Largest Margin of Victory.....18 (5/24/14)  
Largest Margin of Defeat.....13 (9/6/04)

**Notable Alumni:** J.P. Arencibia, Travis d'Arnaud, Ryan Goins, Yan Gomes, Aaron Hill, Adam Lind, Shaun Marcum, Daniel Norris, Kevin Pillar, Dalton Pompey, Ricky Romero, Aaron Sanchez, Marcus Stroman

2018 SEA DOGS VS.  
NEW HAMPSHIRE

At Portland  
July 12-15, August 20-21, August 27-30

At New Hampshire  
May 7-9, May 29-31, June 25-28,  
August 22-23

### 2017 Team Leaders

**G- Richard Urena: 129**  
**AVG- Tim Lopes: .271**  
**AB- Richard Urena: 510**  
**R- Jonathan Davis: 75**  
**H- Tim Lopes: 127**  
**HR- Gunnar Heidt: 13**  
**RBI- Richard Urena: 60**  
**SB- Jonathan Davis: 20**  
**2B- Richard Urena: 36**  
**3B- Jonathan Davis/Tim Lopes: 4**

**ERA- Thomas Pannone: 2.92**  
**Wins- Sean Reid-Foley: 10**  
**Losses- Sean Reid-Foley, Jon Harris: 11**  
**SV- Andrew Case: 8**  
**IP- Jon Harris: 143.0**  
**SO- Sean Reid-Foley: 122**  
**BB- Conner Greene: 83**

### Fisher Cats Notes

- Manchester was home to the Yankees Double-A affiliate from 1969 to 1971.
- The Fisher Cats' largest home crowd in franchise history of 8,903 came on May 26, 2009 against the Portland Sea Dogs at MerchantsAuto.com Stadium. John Smoltz was Portland's starting pitcher, appearing with the team on a Major League rehab assignment. The righty allowed one run on three hits over three and one-third innings. Portland won the game 5-1.

# EASTERN LEAGUE OPPONENTS

## READING FIGHTIN PHILS

1900 Centre Avenue/Route 61 South  
Reading, PA 19605  
Phone: (610) 375-8469  
Fax: (610) 373-5868  
www.fightins.com



### TEAM INFORMATION/PERSONNEL

Affiliation.....Philadelphia Phillies  
Stadium.....First Energy Stadium  
Year Opened.....1951  
Capacity.....9,000  
Field Dimensions.....LF: 330', CF: 400', RF: 330'  
2017 Attendance.....411,698 (1st)  
Years in League.....'33-'35, '52-'61, '63-'65, 1967-2017  
League Titles.....(5) 1957, 1968, 1973, 1995, 2001  
Last Playoff Appearance.....2016

Managing Partner.....Craig Stein  
GM.....Scott Hunsicker  
Media Contact.....Michael Ventola  
Broadcaster.....Michael Ventola  
Flagship Station.....CBS Sports Radio 98.5 FM/1240 AM

Manager.....Greg Legg  
Hitting Coach.....Kevin Riggs  
Pitching Coach.....Steve Schrenk  
Assistant Coach.....Rico Brogna  
Trainer.....Mickey Kozack  
Strength & Conditioning.....Mike Lidge

### SEA DOGS RECORD VS. READING

2017 Record.....11-10  
2017 @ Portland.....8-3  
2017 @ Reading.....3-7  
All-Time Record.....137-155  
Largest Margin of Victory.....12 (7/18/11)  
Largest Margin of Defeat.....13 (9/6/04)

**Notable Alumni:** Joe Blanton, Michael Bourn, Larry Bowa, Pat Burrell, Marlon Byrd, Darren Daulton, Julio Franco, Maikel Franco, Ken Giles, Gio Gonzalez, Cole Hamels, J.A. Happ, Rhys Hoskins, Ryan Howard, Mickey Morandini, Aaron Nola, Scott Rolen, Jimmy Rollins, Ryne Sandberg, Mike Schmidt

2018 SEA DOGS VS.  
READING

At Portland  
April 27-29, May 25-28, June  
19-21

At Reading  
April 9-11, May 14-16, August  
24-26

### 2017 Team Leaders

**G- Kyle Martin: 123**  
**AVG- Carlos Tocci: .307**  
**AB- Jiandido Tromp: 456**  
**R- Jiandido Tromp: 64**  
**H- Carlos Tocci: 132**  
**HR- Mitch Walding: 25**  
**RBI- Kyle Martin: 68**  
**SB- Zach Coppola: 29**  
**2B- Jiandido Tromp: 31**  
**3B- Carlos Tocci: 7**

**ERA- Tyler Viza: 5.22**  
**Wins- Tyler Viza: 10**  
**Losses- Tyler Viza: 10**  
**SV- Victor Arano: 9**  
**IP- Ricardo Pinto: 156.0**  
**SO- Nick Pivetta: 111**  
**BB- Ricardo Pinto: 51**

### Fightin Phils Notes

- Reading Fightin Phils became the new name for the team in 2013, after spending 1967-2012 as the Reading Phillies.
- Former Fightin Phils skipper Dusty Wathan spent the 2001 season with the Sea Dogs. He was the opening day starter behind the plate. His brother, Derek, also played for the team in 2001. They are the only brothers in Sea Dogs franchise history to have been teammates.

# EASTERN LEAGUE OPPONENTS

## RICHMOND FLYING SQUIRRELS

3001 N. Boulevard  
Richmond, VA 23230  
Phone: (804) 359-3866  
Fax: (804) 359-1373  
www.squirrelsbaseball.com



### TEAM INFORMATION/PERSONNEL

Affiliation.....San Francisco Giants  
Stadium.....The Diamond  
Year Opened.....1985  
Capacity.....9,560  
Field Dimensions.....LF: 330', CF: 402', RF: 330'  
2017 Attendance.....386,185 (2nd)  
Years in League.....2010-2017  
League Titles.....None  
Last Playoff Appearance.....2014

Managing Partner.....Lou DiBella  
Chief Executive.....Chuck Domino  
Vice President & COO.....Todd "Parney" Parnell  
Media Contact.....Jay Burnham  
Broadcaster.....Jay Burnham  
Flagship Station.....Fox Sports 910 AM

Manager.....Willie Harris  
Hitting Coach.....Francisco Morales  
Pitching Coach.....Glenn Dishman  
Trainer.....Hiro Sato  
Strength & Conditioning.....Jon Medici

### SEA DOGS RECORD VS. RICHMOND

2017 Record.....5-1  
2017 @ Portland.....2-1  
2017 @ Richmond.....3-0  
All Time Record.....23-25  
Largest Margin of Victory.....7 (6/18/16)  
Largest Margin of Defeat.....6 (8/10/14\*)

\*Occurred multiple times, most recent listed

**Notable Alumni:** Brandon Belt, Brandon Crawford, Matt Duffy, Mike MacDonald, Joe Panik, Hunter Strickland, Kelby Tomlinson, Mac Williamson

2018 SEA DOGS VS.  
RICHMOND

At Portland

August 3-5

At Richmond

June 12-14

### 2017 Team Leaders

**G- Brandon Bednar: 117**  
**AVG- Brandon Bednar: .281**  
**AB- Brandon Bednar: 411**  
**R- Brandon Bednar: 54**  
**H- Brandon Bednar: 115**  
**HR- Slade Heathcott: 12**  
**RBI- Dylan Davis/Miguel Gomez: 38**  
**SB- Slade Heathcott: 8**  
**2B- Brandon Bednar: 24**  
**3B- Caleb Gindl: 7**

**ERA- Cory Taylor: 4.30**  
**Wins- Tyler Cyr/Dan Slania: 5**  
**Losses- Sam Coonrod/Cory Taylor: 11**  
**SV- Tyler Cyr: 18**  
**IP- Cory Taylor: 127.2**  
**SO- Cory Taylor: 100**  
**BB- Cory Taylor: 58**

### Flying Squirrels Notes

- "The Diamond" is shared with the Virginia Commonwealth University baseball team.
- The Richmond region is home to the first canal system in the United States, designed by George Washington.
- The Giants had been represented in the Eastern League by two prior teams before their affiliation with Richmond began in 2010: The Norwich Navigators (2003-05) and the Connecticut Defenders (2006-09).

# EASTERN LEAGUE OPPONENTS

## TRENTON THUNDER

One Thunder Road

Trenton, NJ 08611

Phone: (609) 394-3300

Fax: (609) 394-9666

www.trentonthunder.com

### TEAM INFORMATION/PERSONNEL

Affiliate.....New York Yankees  
Stadium.....Arm & Hammer Park  
Year Opened.....1994  
Capacity.....6,150  
Field Dimensions.....LF: 330', CF: 407', RF: 330'  
2017 Attendance.....349,013 (6th)  
Years in League.....1994-2017  
League Titles.....(3) 2007, 2008, 2013  
Last Playoff Appearance.....2016

COO/GM.....Jeff Hurley  
Media Contact.....Jon Mozes  
Broadcasters.....Jon Mozes/ Spenser Smith  
Flagship Station.....Fox Sports 920 AM  
Manager.....Jay Bell  
Hitting Coach.....Ty Hawkins  
Pitching Coach.....Tim Norton  
Defensive Coach.....Raul Dominguez  
Bullpen Coach.....Luis Dorante  
Trainer.....Jimmy Downman  
Strength & Conditioning Coach.....Anthony Velazquez



### 2018 SEA DOGS VS. TRENTON

At Portland  
April 30-May 2, June 22-24,  
August 14-16

At Trenton  
April 20-22, July 26-29

### 2017 Team Leaders

**G- Ryan McBroom: 134**  
**AVG- Thairo Estrada: .301**  
**AB- Thairo Estrada: 495**  
**R- Thairo Estrada: 72**  
**H- Thairo Estrada: 149**  
**HR- Ryan McBroom: 16**  
**RBI- Ryan McBroom: 70**  
**SB- Rashad Crawford: 16**  
**2B- Ryan McBroom: 24**  
**3B- 5 players tied: 4**  
**ERA- Justus Sheffield: 3.18**  
**Wins- Yefry Ramirez: 10**  
**Losses- Justus Sheffield: 7**  
**SV- Cale Coshow: 15**  
**IP- Justus Sheffield: 93.1**  
**SO- Yefry Ramirez: 91**  
**BB- Yefry Ramirez: 38**

### SEA DOGS RECORD VS. TRENTON

2017 Record.....6-13  
2017 @ Portland.....3-7  
2017 @ Trenton.....3-6  
All Time Record.....198-229  
Playoff Record.....7-9  
Largest Margin of Victory.....12 (7/7/98)  
Largest Margin of Defeat.....13 (7/3/06)

**Notable Alumni:** Dellin Betances, Melky Cabrera, Robinson Cano, Joba Chamberlain, Tony Clark, David Eckstein, Nomar Garciaparra, Brett Gardner, Phil Hughes, Austin Jackson, Aaron Judge, Lou Merloni, Trot Nixon, David Robertson, Gary Sanchez, Luis Severino, Kevin Youkilis

### Thunder Notes

- Trenton served as the Double-A affiliate of the Red Sox from 1995-2002. When the Sox aligned with Portland, the rival Yankees partnered with the Thunder.
- The Sea Dogs faced Roger Clemens in Trenton in 2007.
- Trenton was once the capital of the United States – in November and December, 1784.

# SERIES SWEEPS

<b>Akron</b>	<b>Total</b>	<b>Won/Lost</b>	<b>Home/Road</b>	<b>Last Time</b>
	3	Won	Road	June 14-16, 1999 (3-game)
	2	Won	Home	May 7-9, 1997 (3-game)
	6	Lost	Road	August 7-9, 2015 (3-game)
	3	Lost	Home	August 12-14, 2016 (2-game)
				August 12-14, 2014 (3-game)
<b>Albany-Colonie</b>	<b>Total</b>	<b>Won/Lost</b>	<b>Home/Road</b>	<b>Last Time</b>
	1	Won	Road	July 4-5, 1994 (2-game)
	0	Won	Home	----
	1	Lost	Road	July 15-17, 1994 (3-game)
	1	Lost	Home	May 13-15, 1994 (3-game)
<b>Altoona</b>	<b>Total</b>	<b>Won/Lost</b>	<b>Home/Road</b>	<b>Last Time</b>
	3	Won	Road	June 10-11, 2014 (2-game)
	4	Won	Home	August 14-16, 2012 (3-game)
	3	Lost	Road	June 22-24, 2010 (3-game)
				May 20, 2016 (1-game)
	2	Lost	Home	August 7-9, 2007 (3-game)
<b>Binghamton</b>	<b>Total</b>	<b>Won/Lost</b>	<b>Home/Road</b>	<b>Last Time</b>
	5	Won	Road	April 17-20, 2008 (4-game)
	3	Won	Home	July 5-7, 1996 (3-game)
				April 14, 2014 (1-game)
	7	Lost	Road	August 18-20, 2017 (4-game)
				April 25-27, 2016 (3-game)
	12	Lost	Home	July 10-13, 2015 (4-game)
<b>Bowie</b>	<b>Total</b>	<b>Won/Lost</b>	<b>Home/Road</b>	<b>Last Time</b>
	3	Won	Road	August 10-12, 2010 (3-game)
	4	Won	Home	June 11-13, 1996 (4-game)
	4	Lost	Road	June 12-14, 2012 (3-game)
	5	Lost	Home	June 7-9, 2016 (3-game)
<b>Erie</b>	<b>Total</b>	<b>Won/Lost</b>	<b>Home/Road</b>	<b>Last Time</b>
	3	Won	Road	June 8-10, 2010 (3-game)
	4	Won	Home	June 9-11, 2017 (3-game)
	1	Lost	Road	August 1-3, 2006 (3-game)
	2	Lost	Home	June 17-19, 2005 (3-game)
<b>Harrisburg</b>	<b>Total</b>	<b>Won/Lost</b>	<b>Home/Road</b>	<b>Last Time</b>
	4	Won	Road	August 19-21, 2014 (3-game)
	2	Won	Home	August 15-17, 2008 (3-game)
	5	Lost	Road	July 29-August 1, 2010 (4-game)
	2	Lost	Home	August 22-24, 2011(3-game)
<b>Hartford</b>	<b>Total</b>	<b>Won/Lost</b>	<b>Home/Road</b>	<b>Last Time</b>
	1	Won	Road	May 1-3, 2017
	0	-		
	1	Lost	Road	April 22-24, 2016 (4-game)
	1	Lost	Home	April 24, 2017 (1-game)
<b>New Britain</b>	<b>Total</b>	<b>Won/Lost</b>	<b>Home/Road</b>	<b>Last Time</b>
	14	Won	Road	April 18-19, 2014 (3-game)
				July 22-24, 2013 (4-game)
	13	Won	Home	July 5-6, 2014 (3-game)
	10	Lost	Road	May 12-14, 2011 (4-game)
	3	Lost	Home	May 8-10, 2015 (3-game)
<b>New Hampshire</b>	<b>Total</b>	<b>Won/Lost</b>	<b>Home/Road</b>	<b>Last Time</b>
	6	Won	Road	August 22-24, 2014 (3-game)
	4	Won	Home	July 23-26 2015 (4-game)
	6	Lost	Road	May 9-11, 2016 (3-game)
	1	Lost	Home	August 24-26, 2004 (3-game)

# SERIES SWEEPS

<b>New Haven</b>	<b>Total</b>	<b>Won/Lost</b>	<b>Home/Road</b>	<b>Last Time</b>
	2	Won	Road	July 16-19, 2001 (4-game)
	5	Won	Home	May 25-28, 1995 (4-game)
	3	Lost	Road	July 26-28, 1999 (3-game)
	5	Lost	Home	June 7-8, 2000 (3-game)
<b>Norwich/CT</b>	<b>Total</b>	<b>Won/Lost</b>	<b>Home/Road</b>	<b>Last Time</b>
	5	Won	Road	June 2-4, 2006 (3-game)
	7	Won	Home	April 14-16, 2008 (3-game)
				April 7-10, 2005 (4-game)
	3	Lost	Road	July 26-28, 2002 (4-game)
	1	Lost	Home	May 27-29, 1997 (3-game)
<b>Reading</b>	<b>Total</b>	<b>Won/Lost</b>	<b>Home/Road</b>	<b>Last Time</b>
	2	Won	Road	June 26-29, 2014 (4-game)
	3	Won	Home	May 25-28, 2007 (4-game)
			Home	April 7-9, 2017 (3-game)
	5	Lost	Road	April 5-7, 2012 (4-game)
	4	Lost	Home	May 31-June 2, 2016 (3-game)
				June 6-9, 1997 (4-game)
<b>Richmond</b>	<b>Total</b>	<b>Won/Lost</b>	<b>Home/Road</b>	<b>Last Time</b>
	2	Won	Road	August 8-10, 2017 (3-game)
	1	Won	Home	August 15-17, 2014 (3-game)
	1	Lost	Road	July 30-August 1, 2013
	1	Lost	Home	August 6-8, 2013
<b>Trenton</b>	<b>Total</b>	<b>Won/Lost</b>	<b>Home/Road</b>	<b>Last Time</b>
	5	Won	Road	April 14-17, 2005 (4-game)
				July 25-27, 2008 (3-game)
	8	Won	Home	May 16-18, 2014 (3-game)
				May 7-9, 2007 (4-game)
				July 18-20, 1994 (5-game)
	12	Lost	Road	August 21-23, 2017 (3-game)
	6	Lost	Home	August 22-25, 2005 (4-game)
				August 21-23, 2017 (3-game)
				August 1-2, 2008 (2-game)

## Sea Dogs Record vs. MLB Organizations

<u>Organization</u>	<u>Record</u>
Anaheim	8-6
Baltimore	93-100
Boston	73-78
Cleveland	85-106
Colorado	73-82
Detroit	64-55
Minnesota	235-180
Montreal	55-57
New York Mets	211-239
New York Yankees	209-241
Philadelphia	137-155
Pittsburgh	59-59
St. Louis	26-14
San Francisco	93-95
Seattle	18-25
Toronto	187-168
Washington	46-50

# 2017 SEASON SUMMARY

The Sea Dogs completed the 2017 season with a 65-74 record and finished in fourth place in the Eastern League's Eastern Division under second-year Manager Carlos Febles. They finished 37-33 at Hadlock Field and improved their win total by ten games after a 55-84 mark in 2016.

Portland led all Red Sox minor league teams with a .264 average and was 2nd in hits (1,202), HR (126), runs (619) and walks (tied, 413)

The Sea Dogs welcomed 356,153 fans through the gates at Hadlock Field, finishing fourth in the Eastern League in average attendance (5,663).

## **Meet the All-Stars**

3B Rafael Devers, LHP Williams Jerez, RHP Teddy Stankiewicz and OF Danny Mars each represented Portland at the 2017 Eastern League All-Star Classic at Northeast Delta Dental Stadium in Manchester, NH on July 12. Devers played 77 games with Portland before being promoted to Triple-A Pawtucket on July 14 and eventually Boston on July 24. He hit .300 (86-for-287) with 19 doubles and three triples and ranked among Double-A leaders with 18 HR (T-5th) and 56 RBI (10th) at the time of his promotion. Named to the Eastern League Year-End All-Star team, Devers had two multi-HR contests with Portland and drove in a season-high four runs in 3 different games with the club.

Jerez went 2-0, 3.16 ERA in 29 games with four saves. The lefty did not allow an earned run in 21 of 29 outings

Stankiewicz was 5-6 with a 5.03 ERA in 25 appearances (23 starts) for Portland. He led the Sea Dogs in innings pitched (139.2) and strikeouts (107), making the 3rd-most starts among club hurlers (23). Before the All-Star Break, he went 3-3 with a 4.45 ERA (43 ER/87.0 IP) in 15 starts, tossing 6.0+ IP in 10 of those outings.

Mars ranked 5th in the Eastern League with a career-high .304 AVG (145-for-477). He led Portland in games played (119, a career high), hits (145), and stolen bases (12), and tied RF Jeremy Barfield for the team lead in runs scored (62). Mars also set career highs with 21 doubles and 6 HR and hit .353 vs. LHP (42-for-119) with 10 runs, five doubles, 1 HR, and 16 RBI.

## **Team MVP**

Barfield earned Portland's Most Valuable Player of the Year Award, leading the team in homers (27), RBI (75), OBP (.359), and SLG (.584). An Eastern League Year-End All-Star, his 27 homers were the most for a Sea Dog since Portland became a Red Sox affiliate in 2003.

## **Team Leaders**

LHP Jalen Beeks ranked 5th among qualifying Red Sox minor league pitchers with a career-low 3.29 ERA and 2nd with a career-high 155 SO in 26 starts between Portland (9 starts) and Triple-A Pawtucket (17 starts). Named Red Sox Minor League Pitcher of the year, the left-hander went 5-1 with a 2.19 ERA. He recorded a 25.0-inning scoreless streak from 4/22-5/18, the 2nd-longest in Portland franchise history. Named the Red Sox Minor League Offensive Player of the Year, 3B Michael Chavis was 5th (tied) among all minor leaguers with 31 HR between High-A Salem (59 games) and Double-A Portland (67 games) and ranked 3rd with 68 extra-base hits and 11th with 94 RBI. Ranked the Red Sox' No. 3 prospect by Baseball America, he hit .250 (62-for-248) with 20 BB, 18 doubles, 14 HR, and 39 RBI. LHP Bobby Poyner was named the Sea Dogs Pitcher of the Year, posting a 0.27 ERA in his 1st 23 games with the Sea Dogs. He struck out 52 batters over 38.1 innings, converting 9 of 10 save chances in 27 games. Named Sea Dogs Citizen of the Year,

## **Awards**

Eastern League Player of the Week: Rafael Devers (May 1-7, 2017) and Jeremy Barfield (July 24-30, 2017)  
Eastern League Player of the Month: Jeremy Barfield (August)  
Eastern League Year-End All-Stars: Jeremy Barfield and Danny Mars  
SiriusXM All-Star Futures Game on July 9 at Marlins Park in Miami: Rafael Devers  
Red Sox Minor League Offensive Player of the Year Michael Chavis  
Red Sox Minor League Pitcher of the Year Jalen Beeks

**Arizona Fall League:** Ty Buttrey, Michael Chavis, Chad De La Guerra, Kevin McAvoy, Henry Owens, Bobby Poyner and Josh Tobias.

**Promoted to the Boston Red Sox:** Tzu-Wei Lin

**Promoted to Triple-A Pawtucket:** Jeremy Barfield, Jalen Beeks, Ty Buttrey, Jamie Callahan, Ryan Court, \*Rafael Devers, Williams Jerez, \*Austin Maddox, Heiker Meneses, Jake Romanski, Jose Rosario, Josh Smith, Aneurys Tavarez

\*Called up to the Boston Red Sox.



# 2017 RECORD WHEN....

	Home <u>W - L</u>	Away <u>W - L</u>	Overall <u>W - L</u>
Overall	37-33	28-41	65-74
Night Games	24-22	22-31	46-53
Day Games	13-11	6-10	19-21
vs. LHP starter	8-11	6-6	14-17
vs. RHP starter	29-22	22-35	51-57
When 'Dogs score first	20-8	21-17	41-25
When opponent score first	16-25	7-24	23-49
When scoring 4+ runs	31-14	22-13	53-27
When scoring <=3 runs	6-19	6-28	12-47
Lead after 5th	29-4	19-3	48-7
Tied after 5th	8-7	3-5	11-12
Trail after 5th	5-24	1-34	6-58
Lead after 6th	25-2	23-1	48-3
Tied after 6th	8-7	3-5	11-12
Trail after 6th	5-24	1-34	6-58
Lead after 7th	26-1	25-0	51-1
Tied after 7th	5-5	2-5	7-10
Trail after 7th	6-27	0-35	6-62
Lead after 8th	24-1	18-0	42-1
Tied after 8th	4-2	3-2	7-4
Trail after 8th	3-23	0-30	3-53
Extra Innings	4-3	3-3	7-6
Doubleheader games.	6-8	6-9	12-17
Shutouts	3-9	9-5	12-14
One-Run Games	16-8	6-12	22-20
Two-Run Games	4-7	6-7	10-14
Games Decided in Last At-bat	14-6	3-9	17-15
Record When Batting Around	3-1	2-1	5-2
When hitting a home run	18-14	15-17	33-31
When committing an error	24-11	16-18	39-36
vs. Eastern Division	26-26	19-31	45-57
Binghamton	6-5	2-7	8-12
Hartford	3-7	6-5	9-12
New Hampshire	6-4	5-6	11-10
Reading	8-3	3-7	11-10
Trenton	3-7	3-6	6-13
vs. Western Division	11-7	9-10	20-17
Akron	1-2	0-3	1-5
Altoona	2-1	1-2	3-3
Bowie	2-1	1-2	3-3
Erie	3-0	2-1	5-1
Harrisburg	1-2	2-2	3-4
Richmond	2-1	3-0	5-1
Monday	3-4	3-4	6-8
Tuesday	5-4	4-7	9-11
Wednesday	2-8	6-4	8-12
Thursday	7-2	4-4	11-6
Friday	8-4	0-10	8-14
Saturday	7-7	8-5	15-12
Sunday	6-4	2-7	8-11
April	7-3	3-5	10-8
May	6-10	7-7	13-17
June	8-5	4-9	12-14
July	6-9	8-8	14-17
August	9-5	5-12	14-17
September	2-1	0-0	2-1

**April 4:** Sea Dogs announce preliminary roster: RHP **Harrison Cooney** placed on the disabled list...C **Jake Romanski** placed on the restricted list.

**April 6:** C **Danny Bethea** placed on the disabled list and LHP **Jake Drehoff** placed on the disabled list...RHP **Taylor Grover** assigned to Short-Season Lowell.

**April 7:** C **Ryan Court** promoted to Triple-A Pawtucket...RHP **Taylor Grover** received from Short-Season Lowell.

**April 9:** RHP **Austin Maddox** promoted to Triple-A Pawtucket.

**April 17:** RHP **Austin Maddox** received from Triple-A Pawtucket.

**April 24:** INF **Josh Rutledge** continues MLB Rehab Assignment with Portland.

**April 25:** INF **Josh Rutledge** activated by the Boston Red Sox.

**May 1:** OF **Aneury Tavarez** promoted to Triple-A Pawtucket...INF **Josh Tobias** received from High-A Salem...C **Danny Bethea** activated from the disabled list...INF **Jose Rosario** placed on the temporary inactive list (paternity leave).

**May 2:** INF **Heiker Meneses** promoted to Triple-A Pawtucket...INF **Deiner Lopez** received from High-A Salem.

**May 5:** INF **Jose Rosario** activated from the temporary inactive list and promoted to Triple-A Pawtucket.

**May 6:** OF/INF **Brock Holt** continues MLB Rehab Assignment with Portland.

**May 8:** OF/INF **Brock Holt** continues MLB Rehab Assignment with Triple-A Pawtucket.

**May 10:** INF **Tzu-Wei Lin** placed on the disabled list retroactive to May 8...INF **Jose Rosario** received from Triple-A Pawtucket

**May 11:** RHP **Jamie Callahan** promoted to Triple-A Pawtucket...RHP **Travis Lakins** received from High-A Salem.

**May 13:** C **Danny Bethea** assigned to Short-Season Lowell...INF **Heiker Meneses** received from Triple-A Pawtucket.

**May 19:** RHP **Ty Buttrey** placed on the temporary inactive list...INF **Tzu-Wei Lin** activated from the disabled list.

**May 20:** RHP **Austin Maddox** promoted to Triple-A Pawtucket...RHP **Yankory Pimentel** received from High-A Salem.

**May 22:** RHP **Ty Buttrey** activated from the temporary inactive list...INF **Jose Rosario** released by the Boston Red Sox.

**May 24:** C **Danny Bethea** received from Short-Season Lowell...INF **Heiker Meneses** promoted to Triple-A Pawtucket.

**May 25:** OF **Jeremy Barfield** signed by the Boston Red Sox from the Sugar Land Skeeters (Atlantic League)...C **Danny Bethea** assigned to Short-Season Lowell.

**May 26:** LHP **Jake Drehoff** activated from the disabled list and assigned to Low-A Greenville.

**May 31:** LHP **Josh Smith** assigned to Short-Season Lowell...INF **Carlos Tovar** received from Low-A Greenville.

**June 2:** LHP **Jake Drehoff** received from Low-A Greenville...RHP **Bobby Poyner** received from High-A Salem...RHP **Taylor Grover** assigned to Short-Season Lowell...RHP **Yankory Pimentel** placed on the disabled list.

**June 3:** LHP **Jalen Beeks** promoted to Triple-A Pawtucket...LHP **Josh Smith** received from Short-Season Lowell...INF **Carlos Tovar** assigned to Low-A Greenville.

**June 4:** RHP **Ty Buttrey** promoted to Triple-A Pawtucket...RHP **Elih Villanueva** signed by the Red Sox as a minor league free agent (contract purchased from Lancaster Barnstormers, Independent League).

**June 6:** C **Jake Romanski** reinstated from the restricted list.

**June 8:** RHP **Taylor Grover** received from Short-Season Lowell...RHP **Elih Villanueva** assigned to Short-Season Lowell.

**June 9:** RHP **Yankory Pimentel** placed on the restricted list.

**June 13:** RHP **Harrison Cooney** assigned to Lowell on a minor league rehab assignment...OF **Joseph Monge** placed on the disabled list retroactive to June 12.

**June 14:** LHP **Jake Drehoff** assigned to Short-Season Lowell...OF **Henry Urrutia** signed by the Boston Red Sox as a minor-league free agent and assigned to Portland...RHP **Elih Villanueva** received from Short-Season Lowell.

**June 15:** LHP **Jake Drehoff** received from Short-Season Lowell...LHP **Josh Smith** promoted to Triple-A Pawtucket.

**June 22:** INF **Michael Chavis** and INF **Chad De La Guerra** received from High-A Salem...LHP **Josh Smith** assigned from Triple-A Pawtucket...RHP **Harrison Cooney** activated from the disabled list and assigned to Low-A Greenville.

**June 23:** C **Jake DePew** released by the Boston Red Sox...LHP **Jake Drehoff** placed on the disabled list...RHP **Travis Lakins** placed on the temporary inactive list

**June 24:** C **Danny Bethea** assigned from Extended Spring Training...INF **Tzu-Wei Lin** promoted to the Boston Red Sox.

**June 26:** LHP **Henry Owens** received from Triple-A Pawtucket...RHP **Elih Villanueva** assigned to Short-Season Lowell.

**June 27:** C **Danny Bethea** placed on the disabled list...RHP **Travis Lakins** activated from the temporary inactive list.

**June 29:** LHP **Eduardo Rodriguez** assigned to Portland on a Major League Rehab Assignment.

**July 30:** OF **Joseph Monge** assigned to Lowell on a Minor League Rehab Assignment.

**July 1:** RHP **Elih Villanueva** received from Short-Season Lowell...RHP **Jacob Dahlstrand** placed on the disabled list retroactive to June 30.

**July 2:** LHP **Jake Drehoff** activated from the disabled list...INF/OF **Nick Longhi** traded to the Cincinnati Reds.

**July 4:** RHP **Trevor Kelley** received from High-A Salem...RHP **Travis Lakins** placed on the disabled list...LHP **Eduardo Rodriguez** continues MLB Rehab with Pawtucket.

**July 5:** INF/OF **Brock Holt** continues MLB Rehab Assignment.

**July 8:** INF **Rafael Devers** placed on the temporary inactive list...INF **Brock Holt** continues MLB Rehab with Pawtucket...OF **Joseph Monge** activated from the disabled list.

**July 13:** INF **Rafael Devers** activated from the temporary inactive list...OF **Joseph Monge** placed on the disabled list.

**July 14:** INF **Rafael Devers** promoted to Triple-A Pawtucket...RHP **Ty Buttrey** received from Triple-A Pawtucket.

**July 15:** INF **Nick Lovullo** received from High-A Salem...RHP **Kevin McAvoy** placed on the disabled list retroactive to July 14.

## 2017 *TRANSACTIONS*

**July 18:** RHP **Ty Buttrey** promoted to Triple-A Pawtucket...RHP **Jacob Dahlstrand** activated from the disabled list.  
**July 22:** RHP **Ty Buttrey** received from Triple-A Pawtucket...LHP **Roenis Elias** assigned to Portland on a Major League Rehab Assignment...INF **Nick Lovullo** assigned to High-A Salem.  
**July 23:** LHP **Dedgar Jimenez** received from High-A Salem...LHP **Jake Drehoff** released by the Boston Red Sox.  
**July 24:** RHP **Taylor Grover** placed on the disabled list...OF **Joseph Monge** activated from the disabled list.  
**July 26:** LHP **Luis Ysla** designated for assignment by the Boston Red Sox...C **Danny Bethea** activated from the disabled list.  
**July 27:** LHP **Roenis Elias** continues Major League Rehab Assignment with Triple-A Pawtucket.  
**July 28:** RHP **Kevin McAvoy** assigned to Short-Season Lowell on a minor league rehab assignment.  
**August 1:** LHP **Williams Jerez** & C **Jake Romanski** promoted to Triple-A Pawtucket...INF **Josh Ockimey** assigned from High-A Salem...RHP **Taylor Grover** activated from the disabled list.  
**August 2:** RHP **Kevin McAvoy** activated from the disabled list...RHP **Elih Villanueva** placed on the disabled list.  
**August 5:** RHP **Carson Smith** assigned to Portland on a Major League Rehab Assignment.  
**August 8:** RHP **Carson Smith** continues Major League Rehab Assignment with Triple-A Pawtucket.  
**August 18:** OF **Joseph Monge** placed on the disabled list (retroactive to August 14)...RHP **Elih Villanueva** activated from the disabled list.  
**August 24:** RHP **Taylor Grover** released by the Boston Red Sox.  
**August 29:** RHP **Matt Barnes** assigned to Portland on a Major League Rehab Assignment.  
**August 30:** OF **Mike Meyers** received from High-A Salem.  
**September 1:** OF **Jeremy Barfield** promoted to Triple-A Pawtucket.

# 2017 HIGHS & LOWS

## Individual Batting

At-Bats, Game	7	Nick Longhi, May 20th at Trenton
Runs, Game	4	2x, last: Deiner Lopez, May 16th vs. Hartford #2
Hits, Game	5 (T)	2x, last: Tzu-wei Lin June 21st at Erie
Singles, Game	4	Nick Longhi, May 9th vs. Binghamton
Doubles, Game	2	18x, last: Mike Olt, September 4th vs. New Hampshire
Triples, Game	1	17x, last: Cole Sturgeon, August 18th at Binghamton
Home Runs, Game	2	4x, last: Jeremy Barfield, August 31st at Hartford
RBI, Game	5	2x, last: Henry Urrutia, August 3rd vs. Richmond
Extra-Base Hits, Game	3	Tzu-Wei Lin, June 8th vs. Akron
Total Bases, Game	11	Rafael Devers, May 2nd at Hartford
Base on Balls, Game	3	4x, last: Michael Chavis, July 25th at New Hampshire
Strikeouts, Game	4	6x, last: Jeremy Barfield, August 27th vs. Binghamton
Stolen Bases, Game	2	Danny Mars, May 24th at New Hampshire
Longest Hitting Streak	17	Danny Mars, July 26-August 17
Longest On-Base Streak	24	Tzu-Wei Lin, April 10-May 24

## Individual Pitching

Strikeouts, Game	9	2x, last: Teddy Stankiewicz, August 30th at Hartford
Walks, Game	7	2x, last: Henry Owens, August 28th at Hartford
Runs Allowed, Game	9	2x, last: Teddy Stankiewicz, August 2nd vs. Richmond
Earned Runs Allowed, Game	9	2x, last: Teddy Stankiewicz, August 2nd vs. Richmond
Most Hits Allowed, Game	12	2x, last: Trey Ball, August 5th vs. Bowie
Most Innings Pitched, Starter	8.0	Kevin McAvoy, August 8th at Richmond
Fewest Innings Pitched, Starter	0.2	3x, last: Trey Ball, August 5th vs. Bowie
Consecutive Scoreless Innings	25.0	Jalen Beeks, April 22-May 18
Consecutive Wins, Season	4	Jalen Beeks, April 22-May 11
Consecutive Losses, Season	4	Trey Ball, May 12-31

## Team Miscellaneous

Longest Winning Streak	6	April 30-May 6
Longest Losing Streak	7	August 18-23
Longest Home Winning Streak	5	2x, last: June 8-23
Longest Road Winning Streak	5	April 30-May 11
Longest Home Losing Streak	5	May 17-28
Longest Road Losing Streak	11	August 13-30
Longest Nine-Inning Game, Time	3:31	June 25th vs. Harrisburg
Longest Extra-Inning Game, Time	4:18	May 20th at Trenton
Shortest Nine-Inning Game, Time	2:08	July 8th vs. Reading
Longest Game, Innings	14	May 20th at Trenton
Largest Margin of Victory	12	July 23rd vs. Hartford
Largest Margin of Defeat	17 (T)	June 7th vs. Akron #1
Largest Crowd, Hadlock Field	7,368 (T)	11x, last: August 27th vs. Binghamton
Largest Crowd, Road	8,609	August 10th at Richmond
Largest Deficit Overcome in Win	6	May 2nd at Hartford
Largest Lead Surrendered in Loss	8	May 7th vs. Reading
Comeback Wins	28	Last: August 25 vs. Trenton

\* - Team Record

T – Ties Team Record

L – League Record

# 2017 HIGHS & LOWS

## Team Batting

Runs, Game, Sea Dogs	14	June 8th vs. Akron
Runs, Game, Opponent	21 (*)	June 7th vs. Akron #1
Runs, Inning, Sea Dogs	9	8th inning, June 8th vs. Akron
Runs, Inning, Opponent	8	3x, last: 4th inning, August 3rd vs. Richmond
Hits, Game, Sea Dogs	17	May 2nd at Hartford
Hits, Game, Opponent	23 (T)	June 7th vs. Akron #1
Extra-Base Hits, Game, Sea Dogs	11	June 8th vs. Akron
Extra-Base Hits, Game, Opponent	10	June 7th vs. Akron #1
Home Runs, Game, Sea Dogs	5	July 20th vs. Hartford
Home Runs, Game, Opponent	5	June 1st at Reading
Singles, Game, Sea Dogs	13	May 9th vs. Binghamton
Singles, Game, Opponent	13	May 26th vs. Trenton
Doubles, Game, Sea Dogs	9 (*)	June 8th vs. Akron
Doubles, Game, Opponent	6	2x, last: July 14th at New Hampshire
Triples, Game, Sea Dogs	2	June 21st at Erie
Triples, Game, Opponent	3	2x, last: July 19th vs. Trenton
Total Bases, Game, Sea Dogs	32	July 20th vs. Hartford
Total Bases, Game, Opponent	40	June 7th vs. Akron #1
Left on Base, Game, Sea Dogs	15	July 3rd vs. Hartford
Left on Base, Game, Opponent	15	June 21st at Erie
Stolen Bases, Game, Sea Dogs	3	2x, last: September 2nd vs. New Hampshire
Stolen Bases, Game, Opponent	5	May 2nd at Hartford
Caught Stealing, Game, Sea Dogs	2	4x, last: May 31st at Reading #2
Caught Stealing, Game, Opponent	4	May 18th vs. Hartford
Sacrifice Flies, Game, Sea Dogs	2	3x, last: August 29th at Hartford
Sacrifice Flies, Game, Opponent	3	May 10th vs. Binghamton

## Team Fielding

Double Plays Turned, Game, Dogs	4	August 2nd vs. Richmond
Double Plays Turned, Game, Opp.	3	4x, last: August 28th at Hartford
Errors, Game, Sea Dogs	5	April 22nd vs. Trenton #2
Errors, Game, Opponent	4	2x, last: May 29th vs. Trenton
Errors, Game, Individual	3 (T)	Jose Rosario, April 22nd vs. Trenton #2

## Team Pitching

Strikeouts (9-innings), Sea Dogs	13	2x, last: July 14th at New Hampshire
Strikeouts (Extra-innings), Sea Dogs	14	2x, last: August 6th vs. Bowie
Strikeouts (9-innings), Opponent	15	May 27th vs. Trenton
Strikeouts (Extra-innings), Opponent	12	May 30th at Reading
Base on Balls, Game, Sea Dogs	12	July 4th vs. New Hampshire
Base on Balls, Game, Opponent	9	4x, last: August 4th vs. Bowie
Fewest Hits Allowed, Game, 'Dogs	2	3x, last: August 8th at Richmond
Fewest Hits Allowed, Game, Opp.	1	May 16th vs. Hartford #1
Pitchers Used, Game, Sea Dogs	5	4x, last: July 9th vs. Reading
Pitchers Used, Game, Opponents	6	2x, last: August 2nd vs. Richmond
Total Quality Starts, Sea Dogs	53	Last: Owens, September 2nd vs. New Hampshire

\* - Team Record

T - Ties Team Record

L - League Record

# 2017 DAY-BY-DAY

DATE	OPP.	RESULT	RECORD	GB	WIN	LOSS	SAVE	TIME	ATT.
4-6	vs. REA	PPD.	RAIN	+0.5/T-1st	Doubleheader May 5				
4-7	vs. REA	W, 4-2	1-0	+0.5/1st	Buttrey (1-0)	Therrien (0-1)	Maddox (1)	2:41	3,394
4-8	vs. REA	W, 4-1	2-0	+1.0/T-1st	Beeks (1-0)	Viza (0-1)	Jerez (1)	2:31	4,864
4-9	vs. REA	W, 11-10	3-0	+1.0/1st	Callahan (1-0)	Windle (0-1)		2:56	4,214
4-10	vs. BIN	W, 8-5	4-0	+2.0/1st	Dahlstrand (1-0)	Delgado (0-1)	Buttrey (1)	2:43	3,112
4-11	vs. BIN	W, 3-2 (10)	5-0	+2.5/1st	Grover (1-0)	Taylor (0-1)		3:06	2,826
4-12	vs. BIN	L, 3-4 (11)	5-1	+2.0/1st	Griset (1-0)	Callahan (1-1)		3:04	2,431
4-13	@ TRE	L, 4-6	5-2	+1.0/1st	Adams (2-0)	Beeks (1-1)	Coshow (1)	2:58	6,873
4-14	@ TRE	L, 1-4	5-3	+1.0/T-1st	Ramirez (1-0)	Ball (0-1)	Coshow (2)	2:17	3,728
4-15	@ TRE	W, 4-2	6-3	+1.0/1st	Cosart (1-0)	Marsh (1-2)	Callahan (1)	3:07	3,935
4-16	OFF								
4-17	@ BIN	L, 3-8	6-4	+1.0/T-1st	Jannis (1-0)	McAvoy (0-1)		2:46	1,409
4-18	@ BIN	W, 2-0 (10)	7-4	+1.0/T-1st	Callahan (2-1)	Taylor (0-2)		2:31	1,144
4-19	@ BIN	PPD.	RAIN	+0.5/1st	Doubleheader June 3				
4-20	@ BIN	PPD.	RAIN	~/T-1st	Doubleheader August 19				
4-21	vs. TRE	PPD.	RAIN	~/T-1st	Doubleheader April 22				
4-22	vs. TRE 1	W, 5-0 (7)	8-4	+1.0/1st	Beeks (2-1)	German (0-2)		1:48	N/A
4-22	vs. TRE 2	L, 0-3 (7)	8-5	~/T-1st	Cortes (2-0)	Cosart (1-1)		2:05	4,941
4-23	vs. TRE	W, 6-5	9-5	+1.0/1st	Callahan (3-1)	Coshow (0-1)		3:00	5,202
4-24	vs. HFD	L, 0-5	9-6	~/T-1st	Wynkoop (2-2)	Dahlstrand (1-1)		2:31	2,883
4-25	vs. HFD	PPD.	RAIN	~/T-1st	Doubleheader May 16				
4-26	vs. HFD	PPD.	RAIN	-1.0/2nd	Doubleheader July 21				
4-27	OFF								
4-28	@ REA	L, 7-10	9-7	-1.0/3rd	Anderson (1-0)	McAvoy (0-2)	Nunez (3)	3:29	6,335
4-29	@ REA	L, 5-6	9-8	-2.0/T-3rd	Windle (1-1)	Ysla (0-1)	Therrien (3)	2:37	7,465
4-30	@ REA	W, 1-0	10-8	-2.0/T-3rd	Beeks (3-1)	DeNato (1-1)	Callahan (2)	2:37	7,426
5-1	@ HFD	W, 7-0	11-8	-2.0/2nd	Ball (1-1)	Castellani (1-3)		2:52	2,564
5-2	@ HFD	W, 12-11	12-8	-2.0/2nd	Jerez (1-0)	Wade (1-2)	Buttrey (2)	3:26	3,370
5-3	@ HFD	W, 5-1	13-8	-2.0/2nd	McAvoy (1-2)	Neiman (0-1)		2:32	4,321
5-4	vs. REA	W, 5-4	14-8	-1.0/2nd	Stankiewicz (1-0)	Viza (1-3)	Maddox (2)	3:13	5,747
5-5	vs. REA 1	PPD.	RAIN	-1.0/2nd	Doubleheader May 6				
5-5	vs. REA 2			-1.0/2nd	Doubleheader July 7				
5-6	vs. REA 1	W, 5-0 (7)	15-8	-0.5/2nd	Beeks (4-1)	Watson (2-1)		1:51	
5-6	vs. REA 2	L, 0-2 (7)	15-9	-0.5/2nd	Beeks (4-1)	Watson (2-1)		1:51	
5-7	vs. REA	L, 8-13	15-10	-1.5/3rd	DeNato (2-1)	Ysla (0-2)		3:03	6,131
5-8	vs. BIN	L, 0-2	15-11	-1.5/4th	Regnault (1-0)	Maddox (0-1)	Baldonado (5)	2:13	3,049
5-9	vs. BIN	W, 6-5	16-11	-1.5/3rd	Callahan (4-1)	Taylor (2-3)		2:50	2,886
5-10	vs. BIN	L, 5-6	16-12	-1.5/4th	Regnault (2-0)	Cosart (1-2)	Baldonado (6)	2:51	2,842
5-11	@ REA	W, 5-0	17-12	-0.5/3rd	Beeks (5-1)	Watson (2-2)		2:41	3,515
5-12	@ REA	L, 4-12	17-13	-1.5/4th	Leibrandt (3-1)	Ball (1-2)		2:49	6,127
5-13	@ REA	PPD.	RAIN	-1.5/4th	Doubleheader May 31				
5-14	@ REA	L, 1-2	17-14	-2.0/4th	Therrien (1-1)	Buttrey (1-1)		2:09	4,604
5-16	vs. HFD 1	L, 0-3 (7)	17-15	-2.5/4th	Howard (1-3)	Stankiewicz (1-1)		1:42	
5-16	vs. HFD 2	W, 8-1 (7)	18-15	-2.5/4th	Dahlstrand (2-1)	Niebla (1-3)		2:23	4,272
5-17	vs. HFD	L, 8-13	18-16	-3.5/4th	Castellani (2-4)	Lakins (0-1)		3:27	5,013
5-18	vs. HFD	L, 3-4	18-17	-4.5/4th	Broyles (2-0)	Buttrey (1-2)	Farris (5)	2:52	5,510
5-19	@ TRE	L, 0-6	18-18	-5.5/4th	Acevedo (1-0)	Ball (1-3)		2:43	6,029
5-20	@ TRE	W, 5-2 (14)	19-18	-4.5/4th	Smith (1-0)	Frare (0-2)	Cosart (1)	4:18	6,919
5-21	@ TRE	W, 1-0	20-18	-3.5/4th	Stankiewicz (2-1)	Ramirez (5-1)	Pimentel (1)	2:33	5,010
5-22	@ NH	PPD.	RAIN	-4.0/4th	Doubleheader May 23				
5-23	@ NH 1	L, 2-5 (7)	20-19	-4.5/4th	Harris (2-4)	Lakins (0-2)		2:09	
5-23	@ NH 2	L, 2-3 (8)	20-20	-5.5/4th	Case (1-0)	Ysla (0-3)		2:12	3,677
5-24	@ NH	W, 4-3	21-20	-5.5/4th	Dahlstrand (3-1)	Greene (1-4)	Cosart (2)	2:34	4,536
5-25	@ NH	PPD.	RAIN	-6.0/4th	Doubleheader July 15				
5-26	vs. TRE	L, 6-8	21-21	-7.0/4th	Rogers (1-0)	Ball (1-4)		2:57	6,992
5-27	vs. TRE	L, 1-13	21-22	-8.0/4th	Ramirez (6-1)	McAvoy (1-3)		3:05	6,739
5-28	vs. TRE	L, 2-6	21-23	-9.0/4th	Sheffield (4-2)	Stankiewicz (2-2)		2:25	7,368
5-29	vs. TRE	W, 8-7 (10)	22-23	-8.0/4th	Pimentel (1-0)	Brewer (0-1)		3:05	2,876
5-30	@ REA	W, 4-2 (11)	23-23	-8.0/4th	Smith (2-0)	Nunez (0-4)	Ysla (1)	2:55	4,202
5-31	@ REA 1	L, 2-6 (7)	23-24	-8.5/T-4th	Viza (3-3)	Ball (1-5)		1:50	
5-31	@ REA 2	L, 3-4 (13)	23-25	-8.5/T-4th	DeNato (4-1)	Barfield (0-1)		3:17	6,202
6-1	@ REA	L, 6-14	23-26	-9.5/5th	Nunez (1-4)	McAvoy (1-4)		2:51	7,067
6-2	@ BIN	L, 4-7	23-27	-9.5/5th	Jannis (4-1)	Stankiewicz (2-3)	Burns (3)	2:33	3,303
6-3	@ BIN 1	L, 1-5 (7)	23-28	-10.0/5th	Lugo (1-1)	Lakins (0-3)		1:53	
6-3	@ BIN 2	W, 2-0 (7)	24-28	-10.0/5th	Dahlstrand (4-1)	Conlon (5-4)	Smith (1)	2:02	2,949
6-4	@ BIN	PPD.	RAIN	-9.5/5th	Doubleheader August 18				
6-6	vs. AKR	PPD.	RAIN	-10.0/5th	Doubleheader June 7				
6-7	vs. AKR 1	L, 4-21 (7)	24-29	-10.5/5th	Esparza (2-0)	Villanueva (0-1)		2:30	
6-7	vs. AKR 2	L, 6-7 (8)	24-30	-10.5/5th	Hill (3-2)	Smith (2-1)	Holland (4)	2:22	4,419
6-8	vs. AKR	W, 14-8	25-30	-10.5/5th	Dahlstrand (5-1)	Linares (0-2)		3:00	7,368
6-9	vs. ERI	W, 7-5	26-30	-10.5/5th	Smith (3-1)	Joaquin (2-3)		2:34	7,368
6-10	vs. ERI	W, 4-3	27-30	-10.5/4th	Cosart (2-2)	Jaye (1-5)	Jerez (2)	2:54	6,824
6-11	vs. ERI	W, 10-7	28-30	-10.5/4th	Ysla (1-3)	Zagurski (2-2)	Poyner (1)	3:01	6,244
6-13	@ ALT	L, 0-6	28-31	-11.5/4th	Brubaker (4-2)	Lakins (0-4)		2:25	3,320
6-14	@ ALT	W, 7-4	29-31	-10.5/4th	Villanueva (1-1)	Garcia (2-5)	Poyner (1)	2:42	4,023
6-15	@ ALT	L, 1-7	29-32	-11.5/4th	McRae (5-2)	Ball (1-6)		2:20	2,852
6-16	@ AKR	L, 3-5	29-33	-12.5/4th	Brown (1-1)	Grover (1-2)	Hill (3)	2:38	7,815
6-17	@ AKR	L, 3-8	29-34	-13.0/4th	Tully (1-0)	McAvoy (1-5)		2:41	8,284
6-18	@ AKR	L, 2-3	29-35	-14.5/4th	Aviles (3-1)	Ysla (1-4)		2:14	6,901
6-19	@ ERI	W, 12-6	30-35	-14.0/4th	Drehoff (1-0)	Lewicki (4-3)		2:47	5,418
6-20	@ ERI	L, 4-6	30-36	-14.0/4th	Ladwig (4-1)	Villanueva (1-2)	Labourt (3)	2:42	3,016
6-21	@ ERI	W, 4-2	31-36	-14.0/4th	Jerez (2-0)	Reininger (0-1)		3:20	2,120
6-23	vs. HAR	W, 9-2	32-36	-13.0/4th	McAvoy (2-5)	McGowin (0-2)		2:43	6,054
6-24	vs. HAR	L, 5-6	32-37	-13.0/4th	Brinley (4-4)	Grover (1-3)	Robinson (2)	2:48	7,368
6-25	vs. HAR	L, 4-11	32-38	-14.0/4th	Hill (3-1)	Villanueva (1-3)		3:31	7,368

# 2017 DAY-BY-DAY

6-26	vs. NH	W, 5-1	33-38	-13.0/4th	Ball (2-6)	Rios (3-6)	2:25	4,770
6-27	vs. NH	W, 2-1 (6)	34-38	-13.0/4th	Grover (2-3)	Dawson (1-8)	1:31	3,803
6-28	vs. NH	W, 5-1	35-38	-12.0/4th	McAvoy (3-5)	Reid-Foley (4-6)	2:27	4,415
6-29	vs. NH	L, 5-9	35-39	-13.0/4th	Harris (3-8)	Rodriguez (0-1)	2:41	4,961
6-30	@ HFD	PPD.	RAIN	-13.0/4th	Doubleheader July 1			
7-1	@ HFD 1	W, 1-0 (7)	36-39	-13.0/4th	Stankiewicz (3-3)	Wynkoop (5-7)	1:47	
7-1	@ HFD 2	W, 10-3 (7)	37-39	-12.5/4th	Villanueva (2-3)	French (6-7)	2:21	6,752
7-2	@ HFD	L, 2-5	37-40	-14.0/4th	Castellani (6-7)	Ball (2-7)	2:43	6,850
7-3	@ HFD	L, 7-8	37-41	-15.0/4th	Pierpoint (5-1)	Grover (2-4)	3:21	5,963
7-4	vs. NH	L, 0-4	37-42	-16.0/4th	Reid-Foley (5-6)	Owens (0-1)	2:39	7,368
7-5	vs. NH	L, 0-2	37-43	-17.0/4th	Harris (4-8)	McAvoy (3-6)	2:12	4,816
7-6	vs. NH	W, 8-7	38-43	-17.0/4th	Cosart (3-2)	Shafer (2-2)	2:44	4,875
7-7	vs. REA 1	W, 7-1 (7)	39-43	-16.5/4th	Ball (3-7)	Richy (1-3)	1:48	
7-7	vs. REA 2	W, 9-6 (7)	40-43	-16.5/4th	Smith (4-1)	Rivero (3-2)	2:06	4,840
7-8	vs. REA	L, 3-4	40-44	-17.5/4th	Irvin (3-0)	Ysla (1-5)	2:08	7,124
7-9	vs. REA	W, 3-2	41-44	-17.5/4th	Owens (1-1)	Bergians (1-2)	2:46	6,338
7-13	@ NH	W, 6-1	42-44	-17.5/4th	McAvoy (4-6)	Harris (4-9)	2:22	4,203
7-14	@ NH	L, 8-15	42-45	-17.5/4th	Dawson (2-9)	Ball (3-8)	3:14	5,287
7-15	@ NH 1	W, 2-1 (7)	43-45	-17.0/4th	Vilanueva (3-3)	Rios (3-9)	1:53	
7-15	@ NH 2	L, 2-3 (7)	43-46	-17.0/4th	Straka (1-0)	Grovers (2-5)	1:59	6,327
7-16	@ NH	L, 3-10	43-47	-17.0/4th	Reid-Foley (6-7)	Owens (1-2)	2:42	5,780
7-17	vs. TRE	L, 3-4	43-48	-18.0/4th	Pinder (1-0)	Stankiewicz (3-4)	3:21	6,626
7-18	vs. TRE	L, 6-9	43-49	-19.0/4th	Camarena (1-0)	Drehoff (1-1)	3:01	5,864
7-19	vs. TRE	L, 4-9	43-50	-20.0/5th	Littell (5-0)	Ball (3-9)	2:55	6,557
7-20	vs. HFD	W, 12-6	44-50	-20.0/4th	Vilanueva (4-3)	French (7-8)	2:50	5,417
7-21	vs. HFD 1	L, 0-2 (7)	44-51	-20.5/5th	Castellani (8-8)	Owens (1-3)	1:53	
7-21	vs. HFD 2	L, 1-7 (7)	44-52	-20.5/5th	Wade (5-6)	Drehoff (1-2)	2:17	5,041
7-22	vs. HFD	L, 0-5	44-53	-21.5/5th	Almonte (5-3)	Elias (0-1)	2:50	7,029
7-23	vs. HFD	W, 13-2	45-53	-20.5/5th	Jimenez (1-0)	Niebla (1-5)	3:13	7,368
7-24	@ NH	W, 8-4	46-53	-20.0/5th	Ball (4-9)	Straka (1-2)	2:50	4,062
7-25	@ NH	L, 10-11	46-54	-21.5/5th	Ramirez (2-0)	Buttrey (1-3)	3:22	4,188
7-26	@ NH	W, 6-4	47-54	-21.5/4th	Owens (2-3)	Reid-Foley (7-8)	2:48	5,373
7-27	@ HAR	L, 3-4	47-55	-22.5/4th	Self (2-2)	Kelley (0-1)	2:48	4,076
7-28	@ HAR	PPD.	RAIN	-22.5/T-4th	Doubleheader July 29			
7-29	@ HAR 1	W, 9-3 (7)	48-55	-22.5/4th	Jimenez (2-0)	Ross (2-1)	2:09	
7-29	@ HAR 2	W, 8-3 (7)	49-55	-21.5/4th	Ball (5-9)	Cordero (2-5)	2:01	4,890
7-30	@ HAR	L, 9-10	49-56	-21.5/4th	Crownover (1-5)	Villanueva (4-4)	2:51	3,763
8-1	vs. RIC	W, 4-3	50-56	-21.5/4th	Cosart (4-2)	Coonrod (3-11)	3:02	7,019
8-2	vs. RIC	L, 5-7 (11)	50-57	-22.0/4th	Hall (3-2)	Dahlstrand (5-2)	3:35	5,797
8-3	vs. RIC	W, 11-10	51-57	-21.5/4th	Grover (3-5)	Rosin (1-1)	3:00	6,569
8-4	vs. BOW	W, 8-5	52-57	-21.5/4th	Cosart (5-2)	Berry (4-1)	3:04	7,368
8-5	vs. BOW	L, 7-13	52-58	-21.5/4th	Ramirez (11-3)	Smith (0-1)	3:04	7,012
8-6	vs. BOW	W, 5-4 (10)	53-58	-21.5/4th	Smith (5-1)	McGugh (1-2)	3:05	7,368
8-8	@ RIC	W, 5-0	54-58	-21.5/4th	McAvoy (5-6)	Herb (1-1)	2:20	7,516
8-9	@ RIC	W, 9-4	55-58	-20.5/4th	Stankiewicz (4-4)	McNamara (0-3)	2:40	7,206
8-10	@ RIC	W, 4-0	56-58	-19.5/4th	Jimenez (3-0)	Taylor (4-9)	3:04	8,609
8-11	@ BOW	L, 2-4 (5)	56-59	-20.5/4th	Ramirez (12-3)	Ball (5-10)	1:38	4,279
8-12	@ BOW	W, 4-2	57-59	-20.0/4th	Owens (3-3)	Kipper (2-1)	2:30	3,879
8-13	@ BOW	L, 6-8	57-60	-20.0/4th	Long (8-5)	McAvoy (5-7)	3:02	4,116
8-15	vs. ALT	L, 3-5	57-61	-20.0/4th	Brubaker (7-4)	Stankiewicz (4-5)	2:50	6,321
8-16	vs. ALT	W, 6-1	58-61	-20.0/4th	Jimenez (4-0)	Waddell (2-3)	2:18	7,368
8-17	vs. ALT	W, 2-0	59-61	-20.0/4th	Ball (6-10)	Keller (0-1)	2:13	5,674
8-18	@ BIN 1	L, 1-4 (7)	59-62	-20.5/4th	Knapp (1-0)	Owens (3-4)	1:47	
8-18	@ BIN 2	L, 1-5 (7)	59-63	-21.0/4th	Molina (2-6)	Villanueva (4-5)	1:51	3,590
8-19	@ BIN 1	L, 0-1 (8)	59-64	-21.5/4th	Peterson (5-3)	Buttrey (1-4)	2:06	3,552
8-20	@ BIN	L, 3-4 (7)	59-65	-22.5/4th	Oswalt (10-5)	Poyner (0-1)	2:08	3,256
8-21	@ TRE	L, 1-3	59-66	-23.5/4th	Reeves (2-0)	Dahlstrand (5-3)	2:41	4,607
8-22	@ TRE	L, 0-8	59-67	-24.5/4th	Mesa Jr. (3-0)	Ball (6-11)	2:37	6,031
8-23	@ TRE	L, 1-5	59-68	-25.5/4th	Tate (1-2)	Owens (3-5)	2:23	3,425
8-24	vs. BIN	W, 2-1	60-68	-24.5/4th	McAvoy (6-7)	Molina (2-7)	2:14	7,128
8-25	vs. BIN 1	W, 2-1 (7)	61-68	-24.0/4th	Stankiewicz (5-5)	Jannis (7-7)	1:35	
8-25	vs. BIN 2	L, 1-2 (7)	61-69	-24.0/4th	Uceta (1-0)	Dahlstrand (5-4)	2:05	6,523
8-26	vs. BIN	W, 9-5	62-69	-24.0/4th	Kelley (1-1)	Delgado (10-6)	2:36	7,222
8-27	vs. BIN	L, 1-7	62-70	-25.0/4th	Oswalt (11-5)	Ball (6-12)	2:52	7,368
8-28	@ HFD	L, 0-6	62-71	-26.0/4th	Castellani (9-12)	Owens (3-6)	2:38	6,802
8-29	@ HFD	L, 5-8	62-72	-26.0/4th	Schlitter (1-3)	McAvoy (6-8)	2:55	6,757
8-30	@ HFD	L, 3-4	62-73	-27.0/T-4th	Wade (9-7)	Stankiewicz (5-6)	2:21	6,850
8-31	@ HFD	W, 9-3	63-73	-27.0/4th	Jimenez (4-0)	Wynkoop (5-11)	2:56	6,850
9-1	vs. NH	W, 7-2	64-73	-27.0/4th	Ball (7-12)	Harris (7-11)	2:12	6,342
9-2	vs. NH	W, 5-4 (10)	65-73	-26.5/4th	Villanueva (5-5)	Villegas (2-4)	3:11	5,812
9-3	vs. NH	Canceled	Rain	-25.5/4th				
9-4	vs. NH	L, 4-11	65-74	-26.5/4th	Reid-Foley (10-11)	McAvoy (6-9)	2:32	7,225



# SEA DOGS TIMELINE

## 1992

**June:** Dan Burke, President and CEO for Capital Cities/ABC, files an application with the Eastern League to establish a franchise in Portland. Burke is one of 13 applicants for the two new Double-A teams as a result of the National League's expansion.

**July 7:** The Portland City Council votes 8-1 to support Burke's effort to bring professional baseball to Portland.

**September 2:** The Double-A expansion committee announces that Portland is one of four finalists to land one of the two franchises.

**October 1:** Members of the expansion committee visit Portland. After a day of music, bus tours, balloons, and a tour of Hadlock Field, they depart visibly impressed with the city and its support for a team. Late into the night, the time-and-temperature sign above Congress Street flashes "PLAY BALL!"

**October 4:** Portland and New Haven, CT are selected as the sites for the two new teams.

**October 20:** Burke hires Charlie Eshbach, President of the Eastern League, to be President and General Manager of the Portland franchise.

## 1993

**March 25:** Portland's new team is named the "Sea Dogs." The name was selected from over 600 entries in a "Name the Team" contest. The logo quickly becomes one of the most popular in Minor League Baseball.

**May 3:** The Florida Marlins are announced as the Major League affiliate for the Sea Dogs.

**May 21:** Ground-breaking ceremonies are held at Hadlock Field to upgrade the facility to Double-A standards.

**September 16:** Carlos Tosca is named the first manager of the Portland Sea Dogs.

## 1994

**February 26:** Fans camp out overnight in 12 degree temperatures to purchase Sea Dogs tickets. The home opener sells out within hours.

**April 5:** The Slugger Statue is unveiled at Hadlock Field.

**April 7:** The Sea Dogs play their first game. Charles Johnson's 14th inning home run gives Portland a dramatic 2-1 victory over the Reading Phillies in Reading, PA.

**April 18:** The Sea Dogs play their first game in Portland. Kathie Lee Gifford sings the National Anthem. Frank Gifford throws out the ceremonial first pitch. The Sea Dogs are defeated by the Albany-Colonie Yankees 7-6.

**May 6:** Hadlock Field is formally dedicated.

**May 7:** Slugger the Sea Dog makes his first appearance and quickly becomes one of the most popular mascots in the state.

**September 2:** ESPN is prepared to televise the Sea Dogs with Peter Gammons and Jon Miller due to the Major League strike, but the game is cancelled due to rain. Sea Dogs establish a new all-time Eastern League attendance record as 375,197 fans come out to Hadlock Field.

**December:** Sea Dogs President and General Manager Charlie Eshbach is named Eastern League Executive of the Year.

## 1995

**July 6:** The Florida Marlins extend their affiliation with the Sea Dogs for an additional two years, extending their Player Development Contract through the 1998 season.

**September:** The Sea Dogs win the Eastern League Northern Division and advance to the playoffs for the first time. Fans camp out overnight to get playoff tickets. Portland is defeated by New Haven in the first round of the playoffs. The Sea Dogs establish a new attendance record as 429,763 fans watch Sea Dogs baseball in 1995.

## 1996

**June 6:** Livan Hernandez makes his first appearance for the Sea Dogs. A year later, he is named World Series MVP for the Florida Marlins.

**June 29:** The Sea Dogs welcome the one millionth fan in franchise history.

**September 11:** The Sea Dogs lose the deciding game of the Eastern League Championship Series at Hadlock Field to the Harrisburg Senators as thousands of fans stand for the entire last half of the ninth inning, applauding the team's season and effort.



# SEA DOGS TIMELINE

## 1997

**August 15:** Wearing 1926 Portland Eskimo replica flannel uniforms, the Sea Dogs emerge from a cornfield in centerfield, making their first ever "Field of Dreams" entrance. The event would become an annual fan favorite.

**September:** The Sea Dogs win their third straight Northern Division title. Once again the Sea Dogs advance to the Eastern League Championship Series but are defeated by the Harrisburg Senators. For the first time in Minor League Baseball history, five teammates hit 20 or more home runs: Kevin Millar, Ryan Jackson, John Roskos, Mark Kotsay, and Josh Booty.

## 1998

**August 20:** The Florida Marlins extend their affiliation with the Sea Dogs for another two years, keeping the affiliation intact through the 2000 season.

**September 6:** The two millionth fan in franchise history is welcomed to Hadlock Field.

## 1999

**August 8:** After a three and a half hour rain delay at Hadlock Field, pitchers Brad Penny and Luis Arroyo combine to toss the first no-hitter in franchise history.

**November 15:** *Baseball America* selects the Portland Sea Dogs as the winner of the 1999 Double-A Bob Freitas Award. The award is given to recognize sustained excellence in all aspects of the operation, including success at the gate, on the field, and the high caliber of front office personnel.

## 2000

**June 29:** The Sea Dogs host their major league affiliate, the Florida Marlins, in an exhibition game at Hadlock Field in front of 6,910 fans, the largest crowd in franchise history at the time. The Sea Dogs defeat the Marlins 9-2.

## 2001

**April 9:** The Skybox closest to City Hall is renamed the Ganley Box in honor of the Portland City Manager Bob Ganley, who passed away during the off-season. Ganley was instrumental in bringing the Sea Dogs to Portland. His son throws out the ceremonial first-pitch.

**June 16:** Josh Beckett makes his Double-A debut striking out eight out of the first nine batters he faces in front of a capacity crowd that includes Marlins owner John Henry.

**July 25:** The Sea Dogs' three millionth fan in franchise history is welcomed to Hadlock Field.

**August 13:** Josh Beckett and relievers Brandon Bowe and Aaron Scheffer combine to toss a no-hitter against the Binghamton Mets in Binghamton. It is the second no-hitter in team history.

**September 17:** Josh Beckett is named *Baseball America's* Minor League Player of the Year.

## 2002

**September 18:** The Sea Dogs end their nine year affiliation with the Florida Marlins. Portland begins a new affiliation with the Boston Red Sox. Team colors are changed from teal to Red Sox blue and red. All of the skyboxes at Hadlock Field are renamed in honor of Red Sox greats.

**October 28:** Construction begins on a likeness of Fenway's Green Monster in left field. Later nicknamed the Maine Monster, the wall, like it's counterpart in Boston, is 37 feet high and is complete with Coke Bottle and Citgo Sign.

## 2003

**April 10:** After the entire first week of the season is postponed due to snow, the Sea Dogs finally play their first game as a Boston Red Sox affiliate. Portland lost the game 4-1 to the Trenton Thunder, the new affiliate of the New York Yankees.

**September:** The Sea Dogs average a franchise record 6,231 fans per game in 2003.

**December 4:** The Sea Dogs announce that they will be installing a video board at Hadlock Field for the 2004 season. The video board is named the Ford Board.

## 2004

**April 30:** The Sea Dogs welcome the four millionth fan in franchise history.

**May 14:** The Boston Red Sox announce that they are extending their affiliation with the Sea Dogs for another four years.

**August 2:** Red Sox top ranked prospect Hanley Ramirez is promoted to the Sea Dogs.

**August 26:** The Eastern League announces that the Portland Sea Dogs have been selected to host the 2005 Eastern League All-Star Game.

# SEA DOGS TIMELINE

**September:** The Sea Dogs break their all-time franchise attendance record as 434,684 fans come to Hadlock in 2004, surpassing the previous record of 429,763 set in 1995.

**December 17:** Thousands of fans arrive at Hadlock Field to view the 2004 World Series trophy.

## 2005

**July 13:** The Sea Dogs host the 2005 Eastern League All-Star Game. Former President George H. W. Bush throws out the ceremonial first pitch. A record seven Sea Dogs are selected to the All-Star team and play a key role in the Northern Division's victory.

**September 1:** The Sea Dogs win the Eastern League Northern Division and qualify for the playoffs for the first time in eight years. Portland defeats the Trenton Thunder three games to two in the first round of the playoffs to advance to the Eastern League Championship Series. Akron defeats the Sea Dogs three games to one in the championship. Sea Dogs average a franchise record 6,290 fans per game.

**October 3:** Sea Dogs announce plans to expand Hadlock Field. 390 seats will be added above the home bullpen in right field. The seats will be pub-style similar to the "Monster Seats" at Fenway Park. The new seating area will be called the U.S. Cellular Pavilion.

**October 20:** A new playing surface is installed at Hadlock Field.

## 2006

**July 3:** The Sea Dogs welcome their five millionth fan in franchise history.

**September:** The Sea Dogs set another attendance record, averaging a franchise record 6,358 fans per game in 2006.

**September 17:** The Sea Dogs capture their first Eastern League Championship defeating the Akron Aeros three games to two. It is the state of Maine's first professional baseball championship in 91 years.

## 2007

**April 5:** A foot of snow falls on Hadlock Field forcing the postponement of the Sea Dogs opener against the Connecticut Defenders.

**April 9:** The Sea Dogs present the American Baseball Family Group, a bronze monument to the City of Portland.

**May 23:** The Sea Dogs face Roger Clemens at Trenton, New Jersey as he prepares to make his return to the Yankees.

**June 18:** The City of Portland grants the Sea Dogs a 20-year lease extension, paving the way to the construction of a new clubhouse.

**July 2:** The Boston Red Sox extend their affiliation with the Sea Dogs for an additional four years, through the end of the 2012 season.

**August 11:** The Sea Dogs play at Fenway Park in front of a combined crowd of 34,746. Portland wins 12-11 on a walk-off double by Jay Johnson.

**September 1:** Clay Buchholz who spent most of the season with the Sea Dogs throws a no-hitter for the Boston Red Sox against the Baltimore Orioles at Fenway Park. Buchholz becomes the first Red Sox rookie to throw a no-hitter.

**September 4:** The Sea Dogs clinch their third straight playoff appearance by defeating the New Hampshire Fisher Cats in a one-game playoff at Hadlock Field.

**September 10:** For the fifth consecutive year, the Portland Sea Dogs establish a franchise record in attendance at Hadlock Field, averaging 6,483 fans per game.

**October 28:** Seven former Sea Dogs play key roles in helping the Red Sox win their second World Series in four years; Beckett, Delcarmen, Ellsbury, Lester, Papelbon, Pedroia, and Youkilis.

## 2008

**April 16:** The Portland Sea Dogs defeat the Connecticut Defenders 8-7 in a game that took 17 innings and 5 hours and 41 minutes, making it the longest game in franchise history. Also adding to the historical significance to the game, Sea Dogs outfielder Jay Johnson not only delivered the game winning hit in the bottom of the 17th inning, but also pitched two scoreless innings to earn the win. It is believed that Johnson is the first position player in Minor League Baseball history to deliver the game winning hit and be the winning pitcher.

**July 21-23:** Boston Red Sox Slugger David Ortiz is assigned to the Portland Sea Dogs to rehab an injured wrist.

# SEA DOGS TIMELINE

**August 25:** Clay Buchholz makes his first start with the Sea Dogs after being sent down from Boston. Buchholz ironically returns to the Sea Dogs on Clay Buchholz bobblehead doll night commemorating his 2007 no-hitter against Baltimore.

**August 28:** The Sea Dogs welcome the 6 Millionth Fan in franchise history.

**August 31:** The Sea Dogs clinch their fourth straight playoff berth, the longest streak in team history.

## 2009

**August 8:** The Sea Dogs return to Fenway Park as part of the Futures at Fenway event. Jason Place accounts for all three RBI in a 3-2 Sea Dogs victory over Harrisburg, including a two-run homer over the Green Monster in the second inning. Portland is now a perfect 2-0 at Fenway.

## 2010

**September 13:** Geoff Iacuessia is named the new Sea Dogs General Manager. Charlie Eshbach stays on as the team President. Bill Burke is named Chairman and Sally McNamara Treasurer.

## 2011

**January 21:** Red Sox and Sea Dogs extend Player Development Contract through the 2014 season.

**July 1:** The Sea Dogs welcome the seven millionth fan in franchise history.

**October 26:** Sea Dogs Founder and Owner Dan Burke dies.

## 2012

**July 8, 2012:** Mike MacDonald from Camden, Maine becomes the first Mainer to play for the Sea Dogs.

## 2013

**January 11:** The Boston Red Sox and Portland Sea Dogs agreed to extend their Player Development Contract (PDC) for an additional four years. The extension keeps the Red Sox Double-A affiliation in Portland through the 2018 season.

## 2014

**April 3:** Mookie Betts leads off the season with a home run and Henry Owens tossed a rain shortened (six innings) complete game no-hitter. It was the first no-hitter in Sea Dogs history as a Red Sox affiliate and third overall. Sea Dogs manager Billy McMillon earns his 300th career managerial win as the Sea Dogs defeated the Reading Fightin Phils 5-0 on Opening Day in Reading, PA.

**April 21:** The Sea Dogs turned the first triple-play in franchise history. The Binghamton Mets loaded the bases in the first inning off Henry Owens when Brian Burgamy grounded into a 5-4-3 (Coyle, Betts, Shaw) triple play.

**May 28:** Jane Charron from Falmouth enters the ballpark as the eight millionth fan in franchise history.

**May 29:** The Sea Dogs turned a 7-6-2-5-4 game ending double play that was featured on ESPN's SportsCenter's Top Plays of the Day at #6.

**July 29:** The Eastern League announced that the 2015 Eastern League All-Star Game will be played at Hadlock Field in Portland, Maine on July 15, 2015.

**August 30:** The Sea Dogs earned their 87th win of the season, setting a new record for wins in a season, surpassing 86 wins during the 1995 season. The Sea Dogs would complete the 2014 season with an 88-54 record.

**October 7:** In a study conducted by SmartAsset, the City of Portland was named the Best Minor League Baseball Town in America.

**December 3:** *Baseball America* selects the Portland Sea Dogs as their 2014 Minor League Team of the Year.

## 2015

**May 13:** The Sea Dogs played their 3,000th game in franchise history, a 6-3 loss to the Trenton Thunder at Hadlock Field.

**May 15:** Tim Roberson became the third Sea Dog in franchise history to hit for the cycle in a 13-11, extra-inning win at New Britain. Roberson hit a grand slam in the 7th inning, he completed the cycle with a 2-run triple in the top of the 10th inning to drive in the game-winning runs for Portland. Roberson finished the game 4-for-6 with 6 RBI and 2 runs scored.

## SEA DOGS TIMELINE

**July 15:** The Sea Dogs host the Sullivan Tire All-Star Classic at Hadlock Field. With the score tied 4-4 after nine innings of play, the game was decided by the first ever Home Run Derby Shootout, per Eastern League rules. Reading's Brian Pointer delivered the game-winning home run in the 9th round of the shootout to seal the victory for the Eastern Division. Portland's Marco Hernandez was named the MiLB.com Top Star after finishing 2-for-2 with a home run, two RBI, and two runs scored. A sellout crowd of 7,368 witnessed the historic finish. Six Sea Dogs and team's coaching staff are represented on the Eastern Division team. Former Sea Dog Blake Swihart threw out the ceremonial first pitch.

**September 6:** Manuel Margot became the fourth Sea Dog to hit for the cycle, and the first ever at Hadlock Field. Needing just a single in his final at-bat in the 8th inning, Margot lined a ball over the right fielder's head to complete the cycle. He finished the game 4-for-5 with 5 RBI and a run scored.

### 2016

**August 2:** Teddy Stankiewicz became the first Sea Dog to throw a complete-game, nine-inning one-hitter in franchise history as the Sea Dogs beat the Erie SeaWolves 3-0 at Hadlock Field. Stankiewicz was perfect other than a single allowed to Grayson Greiner in the sixth inning and retired 27 of 28 batters faced with seven strikeouts and no walks.

**August 25:** Mike Davis from Falmouth enters the ballpark as the nine millionth fan in franchise history.

### 2017

**January 13:** The Sea Dogs and Boston Red Sox announced their extension of their Player Development Contract (PDC) for an additional two years. With the extension, the Red Sox will continue to have a Double-A Eastern League affiliate in Portland through 2020.

## SEA DOGS FIRSTS

<b>Game</b>	April 7, 1994 @ Reading
<b>Home Game</b>	April 18, 1994 vs. Albany
<b>All-Star Game</b>	July 13, 2005
<b>Pitch</b>	7:22 pm on 4/7/94 @ Reading
<b>Hit</b>	Jesus Tavarez, April 7, 1994 @Reading, single 1st Inning
<b>Hit @ Hadlock</b>	Ramon Martinez, April 18, 1994, single 1st Inning vs. Albany
<b>Run</b>	Terry Jorgensen, April 7, 1994 @ Reading 3rd Inning
<b>Run @ Hadlock</b>	Ramon Martinez, April 18, 1994, 1st Inning vs. Albany
<b>Home Run</b>	Charles Johnson, April 7, 1994 @ Reading, 14th Inning
<b>Home Run @ Hadlock</b>	Rick Hirtensteiner, April 18, 1994, 2nd Inning vs. Albany
<b>Strikeout (pitching)</b>	Javier De La Hoya, April 7, 1994 @ Reading
<b>Win</b>	April 7, 1994 @ Reading 2-1
<b>Loss</b>	April 10, 1994 @ Reading 13-4
<b>Home Win</b>	April 20, 1994 vs. Albany 9-4
<b>Home Loss</b>	April 18, 1994 vs. Albany 7-6
<b>Series Win</b>	4/7-4/10/94 @ Reading (3-1)
<b>Series Sweep</b>	5/6-5/7/94 vs. Reading (2-0)
<b>Extra Inning Game</b>	April 7, 1994 @ Reading (2-1 win in 14 innings)
<b>Complete Game</b>	April 12, 1994, Javier De La Hoya, 1-0 loss to Canton
<b>Shutout</b>	May 9, 1994, Joel Adamson, 12-0 victory over New Britain
<b>1-0 Win</b>	August 9, 1994 @ Canton (Stan Spencer, Tom McGraw, Don Perigny; 4-hitter)
<b>1-0 Loss</b>	April 12, 1994 @ Canton (Carter; 3-hitter)
<b>Last at-bat Win</b>	April 26, 1994 @ Binghamton, 1 run top of the 11th, 3-2 win
<b>Batting Around</b>	April 23, 1994 vs. Harrisburg
<b>Multi-HR Inning</b>	July 19, 1994 vs. Trenton, Jesus Tavarez & Chris Sheff off Rich Kelley in the 4th
<b>Rainout (home)</b>	May 8, 1994 vs. Reading
<b>Rainout (away)</b>	April 11, 1994 @ Canton
<b>Doubleheader</b>	April 12, 1994 @ Canton (1-0 loss & 13-1 loss)

## Inaugural Game

**April 7, 1994**

	R	H	E
Portland Sea Dogs	000	100	000 000 01 2 11 4
Reading Phillies	001	000	000 000 00 1 10 1 14 innings

### Winning Pitcher: Don Perigny

### Losing Pitcher: Eric Hill

**Save:** Vic Darensbourg

## Opening Day at Hadlock Field

**April 18, 1994**

	R	H	E
Albany-Colonie Yankees 200 004 001	7	10	2
Portland Sea Dogs 210 010 101	6	11	0

**Winning Pitcher:** John Sutherland

**Losing Pitcher:** Don Lemon

**Save:** Andy Croghan

# LAST TIME IT HAPPENED

Sea Dogs Complete Game (7):  
 Opponents Complete Game (7):  
 Sea Dogs Complete Game (9):  
 Opponent Complete Game (9):  
 Sea Dogs Shutout:  
 Opponent Shutout:  
 1-0 Win:  
 0-1 Loss:  
 Scored 10+ Runs in a Game:  
 Allowed 10+ Runs in a Game:  
 Sea Dogs No-Hitter:  
 Opponent No-Hitter:  
 Sea Dogs Hit for the Cycle:  
 Sea Dogs Grand Slam:  
 Opponent Grand Slam:  
 Sea Dogs Three Homer Game:  
 Opponent Three Homer Game:  
 Sea Dogs HR, Leadoff Game:  
 Opponent HR, Leadoff Game:  
 Sea Dogs PH Homer:  
 Sea Dogs Back-to-Back Home runs:  
 Sea Dogs Five-Hit Game:  
 Opponent Five-Hit Game:  
 Sea Dogs Triple Play:  
 Doubleheader Sweep, Home:  
 Doubleheader Sweep, Road:  
 Doubleheader Loss, Home:  
 Doubleheader Loss, Road:  
 Three Game Sweep, Home:  
 Three Game Sweep, Road:  
 Four Game Sweep, Home:  
 Four Game Sweep, Road:  
 Five Game Sweep, Home:  
 Six Game Sweep, Road:  
 Opp. Three Game Sweep, Home:  
 Opp. Three Game Sweep, Road:  
 Opp. Four Game Sweep, Home:  
 Opp. Four Game Sweep, Road:  
 Opp. Five Game Sweep, Road:

Trey Ball: 7/30/17 at Harrisburg Game 2  
 Mickey Jannis: 8/25/17 vs. Binghamton  
 Teddy Stankiewicz: 8/2/16  
 Terry Doyle 6/7/15 vs. Bowie  
 8/17/17 vs. Altoona (2-0 Win)  
 8/28/17 at Hartford (0-6 Loss)  
 7/1/17 at Hartford - Game 1  
 8/9/17 at Binghamton  
 8/3/17 vs. Richmond (11-10 Win)  
 9/4/17 vs. New Hampshire (11-4 Loss)  
 Henry Owens 4/3/14 @ Reading (5-0, 6 inn. rain-shortened game)  
 Brett Cecil (5.2), Danny Farquhar (2.1), Ronald Uviedo (1.0) 5/21/12 @ NH  
 Manuel Margot 9/6/15 vs. New Britain  
 Henry Urrutia 8/3/17 vs. Richmond  
 D.J. Stewart 8/5/17 vs. Bowie  
 Randy Rigsby 7/11/02 @ New Haven  
 Brian Pointer 6/27/15 vs. Reading  
 Danny Mars 6/20/17 at Erie  
 Roman Quinn 6/1/16 vs. Reading  
 Reid Engel 7/26/09 @ New Hampshire  
 Chad De La Guerra & Rafael Devers 7/1/17 at Hartford (Game 2)  
 Aneury Tavarez 6/18/16 at Richmond  
 Rafael Devers 5/2/17 at Hartford  
 4/21/14 @ Binghamton  
 7/7/17 vs. Reading  
 7/30/17 @ Harrisburg  
 7/21/17 vs. Akron  
 8/18/17 at Binghamton  
 6/9-6/11/17 vs. Erie  
 8/8-8/10/17 @ Richmond  
 7/23-7/26/15 vs. New Hampshire  
 6/26-6/29/14 @ Reading  
 7/18-7/20/04 vs. Trenton  
 6/13-6/16/05 @ Harrisburg  
 7/17-7/19/17 vs. Trenton  
 8/21-8/23/17 @ Trenton  
 7/10-7/13/15 vs. Binghamton  
 8/18-8/20/17 @ Binghamton  
 8/31-9/3/07 @ New Britain

## SEA DOGS NOTES

### Pitchers Who Have Hit Home Runs

Antonio Alfonseca	9/4/95 vs. Reading	12-10 Win
Bryan Ward	7/14/96 @ New Haven	8-7 Loss
Tony Castro	7/13/97 @ Reading	5-4 Loss
Brandon Leese	8/15/98 @ Harrisburg	4-2 Loss

### Position Players Who Have Pitched

Chris Malinoski	4/16/94 @ Harrisburg	14-8 Loss	2.0 IP, 1 H 0 R 0 ER 1 SO 0 BB
Chris Malinoski	4/17/94 @ Harrisburg	5-4 Loss	0.0 IP, 2 H 1 R 1 ER 0 SO 0 BB
Chris Malinoski	6/16/94 @ Albany	12-0 Loss	1.0 IP, 0 H 0 R 0 ER 1 SO 0 BB
Pookie Wilson	5/27/97 vs. Norwich	17-8 Loss	1.0 IP, 0 H 0 R 0 ER 0 SO 2 BB
Raul Nieves	8/3/04 vs. Erie	14-3 Loss	0.2 IP, 2 H 1 R 1 ER 0 SO 1 BB
Raul Nieves	8/25/05 vs. Trenton	0-15 Loss	1.1 IP, 2 H 2 R 2 ER 0 SO 5 BB
David Bacani	7/3/06 vs. Trenton	2-15 Loss	1.0 IP, 3 H 2 R 2 ER 0 SO 1 BB
Dustin Kelly	7/3/06 vs. Trenton	2-15 Loss	1.0 IP, 2 H 0 R 0 ER 0 SO 0 BB
Jay Johnson	7/28/07 vs. Connecticut	0-15 Loss	1.0 IP, 2 H 1 R 1 ER 0 SO 1 BB
Jay Johnson (W)	4/16/08 vs. Connecticut	8-7 Wn (17 IN)	2.0 IP, 2 H 0 R 0 ER 3 SO 1 BB
Nate Spears	4/20/10 vs. Binghamton	3-15 Loss	1.0 IP, 2 H 3 R 3 ER 0 SO 0 BB
Juan Apodaca	6/5/10 vs. Reading (2)	5-8 Loss (9 IN)	0.1 IP, 0 H 0 R 0 ER 0 SO 0 BB
Ryan Dent (W)	7/12/13 @ Binghamton	8.5 Wn (15 IN)	2.0 IP, 2 H 0 R 0 ER 1 SO 2 BB
Peter Hissey (W)	4/26/14 vs. Trenton	9.8 Wn (15 IN)	1.0 IP, 2 H 1 R 1 ER 0 SO 0 BB
Cole Sturgeon (W)	7/2/15 vs. New Hampshire	6.5 Wn (16 IN)	3.0 IP, 1 H 0 R 0 ER 0 SO 1 BB
Oscar Tejeda (L)	8/30/15 @ New Britain	5-7 Loss (15 IN)	1.1 IP, 3 H 2 R 2 ER 1 SO 1 BB
Jeremy Barfield (L)	5/31/17 @ Reading	3-4 Loss (13 IN)	3.0 IP, 2 H 1 R 1 ER 3 SO 0 BB
Danny Betha	9/4/17 vs. New Hampshire	4-11 Loss	0.1 IP, 3 H 1 R 1 ER 0 SO 0 BB

# MONTHLY LEADERS

## INDIVIDUAL BATTING

Category	April	May	June	July	August	September
Batting Ave.	<b>Ellsbury-.455</b>	Hastings-.443	Castillo-.410	Chiang-.430	Tavarez-.397	Funaro-.600
Games	Kotsay/ Millar-26	Owens-32	Moss/ Sandberg-31	McGowan/ Sherrod-32	<b>Several-33</b>	Several-7
At-Bats	Millar-111	Ozuna-124	Moss-122	<b>Garcia/ Hooper-128</b>	Millar/ McGowan-124	Jimenez/ Still-30
Runs	<b>Kotsay-33</b>	Milliard-31	Moss-31	Chiang-27	Foster-29	Spears-9
Hits	Millar/Betts-40	Milliard-42	Castillo-43	<b>McGowan-47</b>	Linares-42	Margot-14
Doubles	Millar/Ellsbury/ Betts-10	Exposito-13	Gulan-14	<b>Chiang-15</b>	Shaw-13	Roneberg-4
Triples	H. Ramirez-5	J. Ramirez-5	<b>Castillo-7</b>	Tavarez-5	Tavarez-5	Renteria-2
Home Runs	Roskos-7	Rodriguez-10	Devers/Norton-8	<b>Barfield-12</b>	Three tied-8	Three tied-3
RBI	Millar-28	Millar/Bates- 28	Gload-28	<b>Barfield-33</b>	<b>Rizzo-32</b>	Margot-11
Total Bases	Millar-68	Owens-73	Moss-70	<b>Barfield-78</b>	Youngbauer-68	Margot-25
Slugging %	Crespo-.730	Hastings-.757	Devers-.728	<b>Norton .775</b>	Norton-.764	Pinckney-1.000
Walks	Kotsay-24	<b>Daeges-29</b>	Natale-27	Youkilis-25	Natale-28	Navarro-9
Strikeouts	Booty-33	Jones-36	Booty-39	<b>Sherrod-40</b>	Dunwoody/ Rolison-37	Rizzo-11
OBP	Crespo-.542	<b>Daeges-.556</b>	Gibson-.504	Youkilis-.541	Nava-.486	Funaro-.684
Stolen Bases	Castillo/Betts-10	Castillo-16	<b>J. Ramirez-19</b>	J. Ramirez-14	Hazelbaker-15	C.Lin-4
SB Attempts	Castillo-18	<b>Castillo-22</b>	<b>J.Ramirez-22</b>	Castillo-19	J. Ramirez-18	Margot/ Fulse-5
Errors	<b>Sandberg-12</b>	<b>Hastings-12</b>	Renteria/A. Gonzalez-10	<b>Martinez-12</b>	Torres/Ozuna - 11	T.Lin-5

## INDIVIDUAL PITCHING

**BOLD** = Franchise Record in a Month

Category	April	May	June	July	August	September
ERA	<b>Martin/ Larkin-0.00</b>	<b>Nelson-0.00</b>	<b>Rodgers/ Younginer-0.00</b>	Couch-0.75	<b>Stanifer-0.46</b>	<b>Several-0.00</b>
Wins	Several-4	Ward-5	Cunnane-5	<b>Mills-6</b>	Maxwell/Cunnane/ Beckett-5	Maxwell-2
Losses	Augliera/ Huntzinger - 4	<b>Cunnane-5</b>	<b>Celestino - 5</b>	Several-4	<b>Rosenbaum/ Johnson-5</b>	Leese/Clay-2
Appearances	Whitten/Chavez-12	<b>Heredia-15</b>	Pageler-13	<b>McClaskey-15</b>	<b>Thornton/ Deschenes-15</b>	Rhoades-4
Saves	Meredith-7	Almonte-8	<b>Pageler-10</b>	Duvall/Vaughan-6	<b>Duvall-10</b>	Duncan/ Deschenes-2
Innings Pitched	Meadows-34.0	Adamson-42.0	<b>Robertson-44.0</b>	Saunders-42.0	<b>Meadows-44.0</b>	Billingsley-14.0
Hits Allowed	Meadows-36	<b>Bump-53</b>	Comer-52	Meadows-52	Several-45	Smith-14
Runs Allowed	Kaminska/ Press-22	Burgus-31	<b>Comer-38</b>	Leese-30	Bump -30	Smith/Wilson-10
ER Allowed	Kaminska - 19	Bump-29	<b>McAvoy-30</b>	Smith-29	Gabbard-25	Wilson-10
BB Allowed	Several-14	<b>Haeger - 27</b>	<b>Zink-27</b>	Owens-23	Rosenbaum/Peter- son/ Haeger-20	Billingsley/ Haigwood- 7
Strikeouts	Burnett-38	Buchholz-51	Buchholz-46	Saunders-45	<b>Beckett-57</b>	Billingsley-13
HR Allowed	Cunnane-6	<b>Ward-11</b>	Comer-10	Vargas-10	Knotts-10	Jackson-4
Batters Faced	Meadows-147	Adamson-170	Robertson-174	Meadows-177	<b>Valdes-181</b>	Lawson-54
Wild Pitches	Hansack-7	<b>Haeger/Billingsley-8</b>	Mercado-6	Vaquedano-7	<b>Lester-8</b>	Several-2
Hit Batsman	Martin/Smith-5	Several-5	Weiland-6	<b>Bump-7</b>	<b>Zink/Knotts-7</b>	Webster-2

# MONTHLY LEADERS

## TEAM BATTING

Category	April	May	June	July	August	September
Batting Ave.	<b>.298 - 1997</b>	.295 - 1997	.294 - 1996	.295 - 1996	.276 - 2010	.351 - 1997
Games	26 - 1997	<b>33 - 2014</b>	31 - 2005	32 - 2003	<b>33 - '96, '03</b>	7 - '98, '15
At-Bats	929 - 1997	1056 - 2014	1080 - 2005	1103 - 2003	<b>1111 - 1996</b>	249 - 2009
Runs	<b>187 - 1997</b>	186 - 1997	168 - 2005	175 - 2011	167 - 2000	39 - 2010
Hits	277 - 1997	305 - 2014	290 - 2005	<b>315 - 2003</b>	293 - 1996	68 - 2015
Doubles	57 - 1997	72 - 2008	72 - 2006	<b>76 - 2011</b>	70 - 2009	19 - 2004
Triples	12 - '95, '13	13 - '95, '13	14 - 1996	<b>16 - 2016</b>	13 - 2000	3 - '11, '95
Home Runs	40 - 1997	<b>51 - 1997</b>	33 - 1997	38 - 2017	32 - 2004	7 - 2009
RBI	<b>174 - 1997</b>	172 - 1997	155 - 2005	158 - 2011	152 - 2000	38 - '10, '15
Total Bases	462 - 1997	<b>516 - 1997</b>	461 - '96, '05	486 - 2003	430 - 1996	101 - 2015
Slugging %	.497 - 1997	<b>.514 - 1997</b>	.476 - 2006	.455 - 2016	.445 - 2010	.649 - 1997
Walks	108 - 1997	144 - 2008	125 - 2001	127 - 2000	<b>155 - 2017</b>	50 - 2009
Strikeouts	198 - 2012	<b>262 - 2013</b>	216 - 2005	255 - 2001	<b>267 - 2017</b>	68 - 2009
OBP	.373 - 1998	<b>.375 - 2008</b>	.365 - 1996	.362 - 1999	.358 - 2007	.458 - 2013
Stolen Bases	39 - 2002	38 - 2013	<b>47 - 1999</b>	33 - '95, '01, '13	35 - 1996	13 - 2010
SB Attempts	52 - 2002	<b>60 - 1996</b>	57 - 1999	52 - 1996	56 - 1996	13 - 2010
Errors	41 - 1994	43 - 1997	<b>46 - 2000</b>	44 - '98, '02	43 - 1999	11 - 2015

**BOLD** = Franchise Record in a Month

## TEAM PITCHING

Category	April	May	June	July	August	September
ERA	2.88 - 2008	3.02 - 2014	2.95 - 1996	3.06 - 2009	<b>2.15 - 2001</b>	2.00 - 1997
Wins	20 - 1997	<b>23 - 2014</b>	22 - 1996	17 - '11, '14	20 - 1996	5 - 2010
Losses	18 - 2012	<b>25 - 2011</b>	21 - 2015	21 - 2002	21 - 2003	4 - '98, '07, '11, '15
Saves	10 - 1995	12 - 2014	12 - '96, '98	9 - '99, '03	<b>13 - 2002</b>	3 - 1994
Innings Pit.	234.1 - '97, '08	274.1 - 2014	274.2 - 2005	279.1 - 2003	<b>288.0 - 1996</b>	68.0 - 2009
Hits	245 - 2012	285 - 1997	305 - 2000	<b>313 - 1997</b>	305 - 2007	65 - 2009
Runs	143 - 1994	164 - 1997	<b>195 - 2000</b>	177 - 2006	170 - 1999	41 - 2011
Earned Runs	120 - 1994	140 - 2011	<b>160 - 2000</b>	159 - 2006	150 - 2004	37 - 2011
Walks	118 - 2002	<b>128 - 2013</b>	120 - 2007	126 - 2015	117 - 1998	31 - 1998
Strikeouts	236 - 2008	251 - 2013	242 - 2005	265 - 2001	<b>282 - 2001</b>	57 - 2004
Home Runs	26 - '96, '04	35 - '94, '97	34 - 1997	38 - '96, '01, '06	<b>42 - 1997</b>	12 - 2011
Wild Pitches	18 - 2006	<b>34 - 2013</b>	20 - 1997	23 - '03, '15	25 - 1998	7 - 2005
Hit Batsman	21 - 2006	21 - 1999	16 - '05, '11	21 - 2006	<b>22 - 1999</b>	3 - '99, '09, '16, '17

**BOLD** = Franchise Record in a Month



# YEARLY TEAM LEADERS

YEAR	AVERAGE	HOME RUNS	RBI	RUNS
1994	Terry Jorgensen .289	Charles Johnson 28*	Charles Johnson 80	Terry Jorgensen 65
1995	Billy McMillon .315	Billy McMillon 14	Billy McMillon 93	Ralph Milliard 104*
1996	Kevin Millar .318	Todd Dunwoody 24	Todd Dunwoody 93	Todd Dunwoody 88
1997	Kevin Millar .342*	Kevin Millar 32	Kevin Millar 131*	Mark Kotsay 103*
1998	Jaime Jones .281	Nate Rolison 16	Nate Rolison 83	Nate Rolison 80
1999	Nate Rolison .299	Chris Norton 38*	Chris Norton 97	Julio Ramirez 87
2000	Todd Betts .321	Ross Gload 16	Todd Betts 71	Cesar Crespo 96
2001	Kevin Hooper .308	Abraham Nunez 17	Jeff Bailey 66	Abraham Nunez 75
2002	Jesus Medrano .297	Adrian Gonzalez 17	Adrian Gonzalez 96	Jesus Medrano 77
2003	Kevin Youkilis .327	Jeremy Owens 21	Justin Sherrod 74	Kevin Youkilis 74
2004	Kenny Perez .280	Mike O'Keefe 19	Brett Roneberg 77	Brett Roneberg 67
2005	Chris Durbin .282	Jared Sandberg 18	David Murphy 75	David Murphy 71
2006	Chad Spann .294	Luis Jimenez 17	Brandon Moss 83	Brandon Moss 76
2007	Bryan Pritz .292	Andrew Pinckney 14	Natale/Johnson/Pinckney 64	Jeff Coralett 93
2008	Zach Daeges .307	Bell/Hall 13	Aaron Bates 68	Zach Daeges 63
2009	Jorge Jimenez .289	Jon Still 17	Jon Still 89	Ryan Kalish 63
2010	Ray Chang .298	Rizzo/Spears 20	Luis Exposito 94	Nate Spears 104*
2011	Chih-Hsien Chiang .340	Chiang/Middlebrooks 18	Will Middlebrooks 80	Alex Hassan 75
2012	Bryce Brentz .296	Jeremy Hazelbaker 19	Bryce Brentz 76	Jeremy Hazelbaker 77
2013	Christian Vazquez .289	Almanzar/Shaw 16	Michael Almanzar 81	Shannon Wilkerson 76
2014	Sean Coyle .295	Sean Coyle 16	Sean Coyle 61	Sean Coyle 60
2015	Carlos Asuaje .251	Keury De La Cruz 9	Carlos Asuaje 61	Carlos Asuaje 60
2016	Aneury Tavarez .335	Cody Decker 14	Nate Freiman 60	Aneury Tavarez 59
2017	Danny Mars .304	Jeremy Barfield 27	Jeremy Barfield 75	Barfield/Mars 62

YEAR	HITS	DOUBLES	TRIPLES	STOLEN BASES
1994	Terry Jorgensen 136	Clark/Johnson 29	Jesus Tavarez 8	Ramon Martinez 31
1995	Billy McMillon 162*	Tim Clark 34	Renteria/Sheff 7	Edgar Renteria 30
1996	Todd Dunwoody 153	Kevin Millar 32	Luis Castillo 7	Luis Castillo 51*
1997	Kevin Millar 175*	Kevin Millar 34*	Randy Winn 6	Randy Winn 35
1998	Bates/Garcia 147	Nate Rolison 35	Amaury Garcia 6	Amaury Garcia 23
1999	Julio Ramirez 148	Julio Ramirez 30	Julio Ramirez 10	Julio Ramirez 64*
2000	Pablo Ozuna 143	Ross Gload 28	Ozuna/Phoenix 6	Cesar Crespo 41
2001	Kevin Hooper 144	Jeff Bailey 28	Abraham Nunez 9*	Abraham Nunez 26
2002	Adrian Gonzalez 135	Adrian Gonzalez 34	Drew Niles 8	Jesus Medrano 39
2003	Jeremy Owens 124	Kelly Shoppach 30	Jeremy Owens 8	Jeremy Owens 15
2004	Brett Roneberg 133	Kenny Perez 31	Sheldon Fulse 7	Sheldon Fulse 29
2005	Brandon Moss 135	Jeremy West 32	Hanley Ramirez 7	Hanley Ramirez 26
2006	Brandon Moss 145	Brandon Moss 36*	Moss/Spinn/Elisbury 3	Jacoby Elisbury 16
2007	Jeff Coralett 123	Jed Lowrie 31	Jed Lowrie 7	Jeff Coralett 20
2008	Aaron Bates 126	Zach Daeges 34	Jeff Coralett 4	Iggy Suarez 15
2009	Jorge Jimenez 144	Jon Still 40	Ryan Kalish 4	Ryan Kalish 14
2010	Nate Spears 140	Luis Exposito 39	Khoury/Lin/Sheely/Spears 4	Che-Hsuan Lin 26
2011	Alex Hassan 132	Chih-Hsien Chiang 37	Chih-Hsien Chiang 4	Jeremy Hazelbaker 35
2012	Bryce Brentz 135	Bryce Brentz 30	Jeremy Hazelbaker 6	Jeremy Hazelbaker 33
2013	Michael Almanzar 136	Michael Almanzar 29	Tony Thomas 7	Shannon Wilkerson 23
2014	Blake Swihart 104	Swihart/Coyle/Wilkerson 23	Six Players 3	Mookie Betts 22
2015	Carlos Asuaje 124	Jantzen Witte 25	Carlos Asuaje 7	Manuel Margot 19
2016	Aneury Tavarez 129	Jake Romanski 22	Aneury Tavarez 13	Aneury Tavarez 18
2017	Danny Mars 145	Mike Olt 23	Mars/Sturgeon 4	Mars 12

YEAR	WINS	LOSSES	ERA	STRIKEOUTS
1994	Vic Darenbourg 10	Juelsingard/Perigny 9	Stan Spencer 3.48	Vic Darenbourg 103
1995	Matt Whisenant 10	Reynol Mendoza 10	Reynol Mendoza 3.43	Reynol Mendoza 120
1996	Tony Saunders 13	Will Cunnane 12	Tony Saunders 2.63*	Tony Saunders 156*
1997	Hector Mercado 11	Gregg Press 11	Hector Mercado 3.96	Hector Mercado 125
1998	Tejara/Duncan 9	Brent Billingsley 13	Brent Billingsley 3.74	Brent Billingsley 183*
1999	Michael Tejera 13	AJ Burnett 12	Michael Tejera 2.62	Michael Tejera 152
2000	Brandon Leese 12	Scott Comer 10	Brandon Leese 3.47	Gary Knotts 113
2001	Kevin Olsen 10	Claudio Vargas 9	Kevin Olsen 2.68	Claudio Vargas 151
2002	Nate Robertson 10	Robertson/Woodards 9	Nate Bump 3.38	Nate Robertson 109
2003	Kester/Stevens 10	Tim Kester 10	Tim Kester 3.78	Tim Kester 128
2004	Abe Alvarez 10	Abe Alvarez 9	Abe Alvarez 3.59	Abe Alvarez 108
2005	Jon Lester 11	Kason Gabbard 11	Jon Lester 2.61*	Jon Lester 163*
2006	3 Players Tied 9	Jose Vaqueadano 8	Devem Hansack 3.26	Devem Hansack 124
2007	Charlie Zink 9	Tommy Hottovy 10	Tommy Hottovy 5.61	Clay Buchholz 116
2008	Michael Bowden 9	Dustin Richardson 10	Kris Johnson 3.63	Dustin Richardson 114
2009	Adam Mills 10	Ryne Lawson 12	Felix Doubtront 3.35	Felix Doubtront 101
2010	Stephen Fife 8	Jeremy Kehrt 11	Kyle Weiland 4.42	Kyle Weiland 120
2011	Stephen Fife 11	Brock Huntzinger 11	Alex Wilson 3.05	Brock Huntzinger 123
2012	Jeremy Kehrt 8	Chris Hernandez 8	Stolmy Pimentel 4.59	Stolmy Pimentel 86
2013	Keith Couch 11	Matt Barnes 10	Keith Couch 3.47	Matt Barnes 135
2014	Henry Owens 14*	Mike Augliera 10	Brian Johnson 1.75*	Henry Owens 126*
2015	Cuevas/Younginer 8	Justin Haley 16*	Mike McCarthy 4.79	Justin Haley 95
2016	Keith Couch 9	Stankiewicz/McAvoy/Buttrey 9	Mitch Atkins 4.48	Mitch Atkins 145*
2017	Trey Ball 7	Trey Ball 12	Kevin McAvoy 4.28	Teddy Stankiewicz 107

\*Led League

# LONGEST INDIVIDUAL STREAKS

YEAR	WALKS	SAVES
1994	Vic Darensbourg 60	Don Perigny 11
1995	Reynol Mendoza 69	Jay Powell 24*
1996	Tony Saunders 62	Bill Hurst 30*
1997	Hector Mercado 54	Mike Duvall 18
1998	Brent Billingsley 70	Mick Pageleer 13
1999	A.J. Burnett 71	Hector Almonte 23
2000	Gary Knotts 63	Bobby Rodgers 22
2001	Claudio Vargas 67	Blaine Neal 21
2002	Omar Ortiz 70	Brandon Sloan 8
2003	Jorge De La Rosa 36	Anastacio Martinez 14
2004	Charlie Zink 72*	Joe Nelson 13
2005	Kason Gabbard 65	Jim Mann 12
2006	Jose Vaquedano 68	Edgar Martinez 12
2007	Hottovy/ Haigwood 49	Mike James 22
2008	Kris Johnson 56	Beau Vaughan 16
2009	Ryne Lawson 57	Bryce Cox 12
2010	Ryne Miller 56	Jason Rice 13
2011	Brock Huntzinger 41	Blake Maxwell 15
2012	Chris Balcom-Miller 49	Caleb Clay 9
2013	Matt Barnes 46	Brock Huntzinger 13
2014	Henry Owens 47	Noe Ramirez 18
2015	Luis Diaz 59	Marban/Martin 5
2016	Kevin McAvoy 52	Chandler Shepherd 6
2017	Trey Ball 57	Bobby Poyner 9

\*Led League

## Longest On-Base Streaks in Sea Dogs History:

- 62 - Kevin Youkilis -- May 12-July 28, 2003 (extended streak to 71 games with Pawtucket)
- 47 - Kevin Millar -- July 12-August 30, 1997 (extended streak to 71 games with AAA-Calgary 1998 and 1999) and rehab appearance on May 25, 2002
- 39 - Garin Cecchini -- July 20-August 30, 2013
- 38 - Jed Lowrie -- April 29-June 6, 2007
- 36 -- Mookie Betts -- April 4-May 16, 2014
- 32 - Zach Daeges -- April 9-June 2, 2008
- 31 -- Mark Kotsay -- June 21-August 16, 1997 (Minor League games only -- called up to Florida Marlins on July 11 and stayed through July 27)
- 29 -- Carlos Asuaje -- April 19-May 22, 2015
- 28 -- Fletcher Bates -- July 11-August 8, 1998
- 27 -- Shannon Wilkerson -- August 1-August 30, 2013

## Longest Hit Streaks in Sea Dogs History:

- 21 -- Victor Rodriguez -- August 12-September 1, 1998
- 21 -- Kevin Millar -- July 18-August 9, 1997
- 20 -- Mike Gulan -- June 6-June 27, 1998
- 19 -- Quincy Foster -- August 18-September 4, 2000
- 19 -- Mark Kotsay -- April 21-May 13, 1997
- 19 -- Ralph Milliard -- May 5-24, 1995
- 18 -- Brett Roneberg -- April 27-May 15, 2004 (longest by Red Sox affiliate)

## Longest Scoreless Inning Streaks in Sea Dogs History:

- 27.2 -- Henry Owens -- May 19-June 14, 2014
- 25.0 -- Jalen Beeks -- April 22-May 18
- 24.0 -- Kris Johnson -- June 15-July 1, 2008
- 22.1 -- Drake Britton -- May 30-June 16, 2013
- 22.1 -- Phil Seibel -- May 20-June 11, 2006
- 21.1 -- Felix Heredia -- April 5-May 23, 1996
- 21.0 -- Aaron Wilkerson -- May 5-23, 2016
- 21.0 -- Chris Martin -- April 5-Streak intact when promoted
- 21.0 -- Clay Buchholz -- April 19-May 6, 2007

## Other Notable Streaks:

### Consecutive Games with a HR:

- 4 Chih-Hsien Chiang -- June 3-June 7, 2011
- 4 Josh Reddick -- April 10-14, 2009
- 4 Jeremy Barfield -- July 23-26, 2017

### Consecutive Wins by a Starter:

- 9 Henry Owens -- May 24-July 19, 2014
- 8 Adam Mills -- June 27-August 6, 2009

### Consecutive Batters Struck Out:

- 8 Clay Buchholz -- May 11, 2007 vs Binghamton

# PLAYER OF THE WEEK AWARDS

## **Eastern League Player of the Week**

Billy McMillon (July 24-30, 1995)  
Edgar Renteria (July 31-Aug. 6, 1995)  
Kevin Millar (April 14-20, 1997)  
Glenn Reeves (April 28-May 4, 1997)  
John Roskos (June 9-15, 1997)  
Kevin Millar (July 28-Aug. 3, 1997)  
Nate Rolison (April 27-May 3, 1998)  
Mike Gulan (June 8-14, 1998)  
Joe Funaro (July 27-Aug. 2, 1998)  
Joe Funaro (May 31-June 6, 1999)  
Chris Norton (July 5-11, 1999)  
Nate Rolison (July 12-18, 1999)  
Nate Rolison (Aug. 16-22, 1999)  
Cesar Crespo (April 24-30, 2000)  
Wynter Phoenix (Aug. 21-27, 2000)  
Quincy Foster (Aug. 28-Sept 4, 2000)  
Jesus Medrano (May 6-12, 2002)  
Jeremy Owens (May 12-18, 2003)  
John Hattig (May 3-9, 2004)  
Jared Sandberg (April 7-17, 2005)  
Brandon Moss (Aug. 29-Sept. 5, 2005)  
Chad Spann (May 29-June 4, 2006)  
Brandon Moss (June 19-25, 2006)  
Jacoby Ellsbury (Aug. 7-13, 2006)  
Zach Daeges (May 12-18, 2008)  
Lars Anderson (Aug. 11-17, 2008)  
Jorge Jimenez (April 9-19, 2009)  
Aaron Bates (May 4-10, 2009)  
Aaron Bates (May 25-31, 2009)  
Anthony Rizzo (Aug. 2-9, 2010)  
Ryan Lavarnway (Aug. 23-30, 2010)  
Chih-Hsien Chiang (May 30-June 6, 2011)  
Jeremy Hazelbaker (Aug. 22-29, 2011)  
Juan Carlos Linares (April 5-15, 2012)  
Bryce Brentz (May 28-Jun. 3, 2012)  
Jeremy Hazelbaker (July 16-22, 2012)  
Bryce Brentz (August 20-26, 2012)  
JC Linares (Aug. 26-Sept. 3, 2013)  
Mookie Betts (April 3-14, 2014)  
Deven Marrero (June 16-23, 2014)  
Sean Coyle (June 23-30, 2014)  
Keury De La Cruz (Aug. 11-18, 2014)  
Oscar Tejeda (May 11-17, 2015)  
Manuel Margot (Aug. 31-Sept. 7, 2015)  
Andrew Benintendi (July 25-31, 2016)  
Rafael Devers (May 1-7, 2017)  
Jeremy Barfield (July 24-30, 2017)

## **Eastern League Pitcher of the Week**

Marc Valdes (June 13-19, 1994)  
Vic Darensbourg (Aug. 22-28, 1994)  
Rey Mendoza (April 17-23, 1995)  
Rey Mendoza (April 15-21, 1996)  
Marc Valdes (June 10-16, 1996)  
Will Cunnane (July 1-7, 1996)  
Tony Saunders (July 29-Aug. 4, 1996)  
Gregg Press (May 12-18, 1997)  
Brian Meadows (July 7-13, 1997)  
Michael Tejera (June 15-21, 1998)  
Gary Knotts (July 12-18, 1999)  
Claudio Vargas (May 14-20, 2001)  
Kevin Olsen (June 25-July 1, 2001)  
Josh Beckett (Aug. 13-19, 2001)  
Hansel Izquierdo (Aug. 20-26, 2001)  
Justin Wayne (July 22-28, 2002)  
Chris Smith (May 3-9, 2004)  
Kason Gabbard (August 9-15, 2004)  
David Pauley (May 30-June 5, 2005)  
Jonathan Papelbon (June 27-July 3, 2005)  
Jon Lester (July 4-10, 2005)  
Kason Gabbard (May 1-7, 2006)  
Phil Seibel (May 29-June 4, 2006)  
Tommy Hottovy (Aug. 28-Sept. 4, 2006)  
Charlie Zink (June 18-June 24, 2007)  
Clay Buchholz (June 25-July 1, 2007)  
Justin Masterson (July 9- July 15, 2007)  
Justin Masterson (April 13-19, 2008)  
Kris Johnson (April 21-27, 2008)  
Stephen Fife (Aug. 30-Sept. 6, 2010)  
Stephen Fife (June 6-13, 2011)  
Drake Britton (June 4-10, 2012)  
Chris Martin (April 4-15, 2013)  
Drake Britton (June 3-9, 2013)  
Keith Couch (Aug. 12-19, 2013)  
Henry Owens (April 3-14, 2014)  
Mike McCarthy (April 28-May 5, 2014)  
Brian Johnson (June 9-16, 2014)  
Justin Haley (Aug. 25-Sept. 2, 2014)  
Aaron Wilkerson (Aug. 17-23, 2015)  
Aaron Wilkerson (April 7-17, 2016)  
Keith Couch (July 4-10, 2016)  
Teddy Stankiewicz (August 1-7, 2016)

## **SEA DOGS NOTES**

Eight Sea Dogs hitters have hit inside the park home runs in Sea Dogs History:

Victor Rodriguez – May 11, 1997 vs. Bowie  
Hayward Cook – April 30, 1998 vs. Binghamton  
Pablo Ozuna – August 22, 2000 vs. New Haven  
Quincy Foster – September 1, 2000 vs. Norwich  
George Lombard – June 24, 2004 at Erie  
Heiker Meneses -- April 16, 2013 at Binghamton  
Michael Almanzar -- April 28, 2013 at Trenton  
Keury De La Cruz -- April 16, 2015 at Trenton

# SEA DOGS AWARDS

## **Eastern League Most Valuable Player:**

Kevin Millar (1997)

## **Eastern League Pitcher of the Year:**

Michael Tejera (1999)

Jon Lester (2005)

Anthony Ranaudo (2013)

Henry Owens (2014)

## **Eastern League Rookie of the Year:**

Mark Kotsay (1997)

## **Eastern League Manager of the Year:**

Carlos Tosca (1996)

Billy McMillon (2014)

## **"Stars-of-Stars" Award Winner:**

Todd Dunwoody (1996, All-Star Game MVP)

## **Eastern League Comeback Player of the Year:**

Alex Gonzalez (1997)

## **Eastern League Playoff Most Valuable Player:**

Brandon Moss (2006)

## **Howe Sportsdata All-Teenage Team:**

Edgar Renteria (1995)

Felix Heredia (1996)

Adrian Gonzalez (2002)

## **Eastern League Player of the Month:**

John Roskos (June 1997)

Cesar Crespo (April 2000)

Josh Beckett (August 2001)

Jacoby Ellsbury (April 2007)

Justin Masterson (July 2007)

Zach Daeges (May 2008)

Aaron Bates (May 2009)

Chih-Hsien Chiang (June 2011)

Chih-Hsien Chiang (July 2011)

Bryce Brentz (May 2012)

Juan Carlos Linares (August 2013)

Mookie Betts (April 2014)

Sean Coyle (June 2014)

Jeremy Barfield (August 2017)

## **Topps Minor League Player of the Month:**

Josh Beckett (August 2001)

## **SportsTicker Minor League Pitcher of the Year:**

Josh Beckett (2001)

## **Baseball America Minor League Player of the Year:**

Josh Beckett (2001)

Yoan Moncada (2016)

## **Baseball America**

### **Minor League Team of the Year:**

Portland Sea Dogs (2014)

## **Baseball America**

### **Minor League All-Star Team:**

Yoan Moncada (2016)

Andrew Benintendi (2016)

## **Baseball America**

### **Minor League Baseball Manager of the Year:**

Carlos Tosca (1996)

Todd Claus (2006)

## **Baseball America Eastern League Manager of the Year:**

Fredi Gonzalez (1997)

## **USA Today Minor League Player of the Year:**

Josh Beckett (2001)

Xander Bogaerts (2013)

## **Sporting News Minor League Player of the Year:**

Josh Beckett (2001)

## **Topps Minor League Player of the Year:**

Josh Beckett (2001)

## **Topps/MiLB Eastern League Player of the Year:**

Chih-Hsien Chiang (2011)

Mookie Betts (2014)

## **At the Yard Magazine's**

### **Diamond in the Rough Award:**

Edgar Martinez (2005)

## **Bob Freitas Award:**

Portland Sea Dogs (1999)

## **John H. Johnson President's Trophy:**

Charlie Eshbach & Portland Sea Dogs (2000)

## **Eastern League Executive of the Year:**

Charlie Eshbach (1994)

Charlie Eshbach (2002)

Geoff Iacuessia (2015)

## **Eastern League Grounds Crew of the Year:**

Portland Sea Dogs (1999)

## **King Of Baseball**

Charlie Eshbach (2013)

## **MLBPipeline.com Prospect Team of the Year:**

Yoan Moncada (2016)

Andrew Benintendi (2016)

## Mid-Season All-Star

### Game Selections

Carlos Tosca(Mgr), 1995  
 Ralphilliard, 1995  
 Tim Clark, 1995  
 Luis Castillo, 1996  
 Todd Dunwoody, 1996  
 Mark Kotsay, 1997  
 Kevin Millar, 1997  
 Amaury Garcia, 1998  
 Joe Funaro, 1998  
 Michael Tejera, 1999  
 Chris Norton, 1999  
 Todd Betts, 2000  
 Brandon Leese, 2000  
 Kevin Olsen, 2001  
 Nate Robertson, 2002  
 Jesus Medrano, 2002  
 Kevin Youkilis, 2003  
 Josh Stevens, 2003  
 Kelly Shoppach, 2003  
 Jeremy Owens, 2003  
 Jorge De La Rosa, 2003  
 Brett Roneberg, 2004  
 Kenny Perez, 2004  
 Jeff Bailey, 2004  
 Abe Alvarez, 2004  
 Sea Dogs Coaching Staff, 2005  
 Jared Sandberg, 2005  
 Hanley Ramirez, 2005  
 Kenny Perez, 2005  
 Jonathan Papelbon, 2005  
 Brandon Moss, 2005  
 Jon Lester, 2005  
 Chris Durbin, 2005  
 Sea Dogs Coaching Staff, 2006  
 Jeremy West, 2006  
 Chad Spann, 2006  
 Chris Smith, 2006  
 Tyler Minges, 2006  
 Charlie Zink, 2007  
 Jed Lowrie, 2007  
 Jeff Corsaletti, 2007  
 Clay Buchholz, 2007  
 Beau Vaughn, 2008  
 Zachary Daeges, 2008  
 Jeff Corsaletti, 2008  
 Michael Bowden, 2008  
 Bubba Bell, 2008  
 Junichi Tazawa, 2009  
 T.J. Large, 2009  
 Jorge Jimenez, 2009  
 Lars Anderson, 2009  
 Jason Rice, 2010  
 Stephen Fife, 2010  
 Nate Spears, 2010  
 Ray Chang, 2010  
 Alex Wilson, 2011

Will Middlebrooks, 2011  
 Alex Hassan, 2011  
 Stephen Fife, 2011  
 Chih-Hsien Chiang, 2011  
 Bryce Brentz, 2012  
 Chris Hernandez, 2012  
 Aaron Kurcz, 2012  
 Reynaldo Rodriguez, 2012  
 Anthony Ranaudo, 2013  
 Christian Vazquez, 2013  
 Matt Spring, 2013  
 Michael Almanzar, 2013  
 Will Latimer, 2013  
 Drake Britton, 2013  
 Brian Johnson, 2014  
 Henry Owens, 2014  
 Noe Ramirez, 2014  
 Robby Scott, 2014  
 Blake Swihart, 2014  
 Sean Coyle, 2014  
 Derrik Gibson, 2014  
 Sea Dogs Coaching Staff, 2015  
 William Cuevas, 2015  
 Carlos Asuaje, 2015  
 Jantzen Witte, 2015  
 Robby Scott, 2015  
 Marco Hernandez, 2015  
 Madison Younginer, 2015  
 Jake Romanski, 2016  
 Williams Jerez, 2016  
 Aneury Tavarez, 2016  
 Rafael Devers, 2017  
 Williams Jerez, 2017  
 Danny Mars, 2017  
 Teddy Stankiewicz, 2017

Ray Chang, 2010  
 Will Middlebrooks, 2011  
 Chih-Hsien Chiang, 2011  
 Anthony Ranaudo, 2013  
 Henry Owens, 2014  
 Aneury Tavarez, 2016  
 Jeremy Barfield, 2017  
 Danny Mars, 2017

## MLB Futures Game Selections

Pablo Ozuna, 1999  
 A.J. Burnett, 1999  
 Kevin Youkilis, 2003  
 Jorge De La Rosa, 2003  
 Ron Johnson (Coach), 2003  
 Juan Perez, 2004  
 Hanley Ramirez, 2005  
 Todd Claus (Coach), 2005  
 Edgar Martinez, 2006  
 Todd Claus (Coach), 2006  
 Clay Buchholz, 2007  
 Junichi Tazawa, 2009  
 Will Middlebrooks, 2011  
 Chih-Hsien Chiang, 2011  
 Anthony Ranaudo, 2013  
 Garin Cecchini, 2013  
 Henry Owens, 2014  
 Sean Coyle, 2014  
 Manuel Margot, 2015  
 Andrew Benintendi, 2016  
 Yoan Moncada, 2016  
 Rafael Devers, 2017

## Former Sea Dogs Selected to MLB All-Star Games

Charles Johnson- Marlins	1997
Edgar Renteria- Marlins	1998
Alex Gonzalez- Marlins	1999
Edgar Renteria- Cardinals	2000
Ryan Dempster- Marlins	2000
Charles Johnson- Marlins	2001
Randy Winn- Devil Rays	2002
Luis Castillo- Marlins	2002
Edgar Renteria- Cardinals	2003
Luis Castillo- Marlins	2003
Edgar Renteria- Cardinals	2004
Livan Hernandez- Expos	2004
Livan Hernandez Nationals	2005
Luis Castillo- Marlins	2005
Edgar Renteria- Braves	2006
Brad Penny- Dodgers	2006
Jonathan Papelbon- Red Sox	2006
Brad Penny- Dodgers	2007
Jonathan Papelbon- Red Sox	2007
Josh Beckett- Red Sox	2007

## Eastern League

### Year End All-Stars

Charles Johnson, 1994  
 Jay Powell, 1995  
 Billy McMillon, 1995  
 Tony Saunders, 1996  
 Todd Dunwoody, 1996  
 Luis Castillo, 1996  
 Lionel Hastings, 1997  
 Mark Kotsay, 1997  
 Kevin Millar, 1997  
 Alex Gonzalez, 1997  
 Michael Tejera, 1999  
 Chris Norton, 1999  
 Julio Ramirez, 1999  
 Pablo Ozuna, 2000  
 Jesus Medrano, 2002  
 Kevin Youkilis, 2003  
 Hanley Ramirez, 2005  
 Dustin Pedroia, 2005  
 Jon Lester, 2005

# SEA DOGS ALL-STARS

Kevin Youkilis- Red Sox	2008	Justin Masterson- Indians	2013
Hanley Ramirez- Marlins	2008	David Ortiz- Red Sox	2013
Dustin Pedroia- Red Sox	2008	Dustin Pedroia- Red Sox	2013
Jonathan Papelbon- Red Sox	2008	Clay Buchholtz- Red Sox	2013
Adrian Gonzalez- Padres	2008	Jason Grilli- Pirates	2013
Ryan Dempster- Cubs	2008	Jon Lester - Red Sox	2014
Kevin Youkilis- Red Sox	2009	Anthony Rizzo - Cubs	2014
Hanley Ramirez- Marlins	2009	Brandon Moss - A's	2014
Dustin Pedroia- Red Sox	2009	Anthony Rizzo - Cubs	2015
Jonathan Papelbon- Red Sox	2009	Jose Iglesias - Tigers	2015
Adrian Gonzalez- Padres	2009	A.J. Burnett - Pirates	2015
Josh Beckett- Red Sox	2009	Adrian Gonzalez - Dodgers	2015
Adrian Gonzalez- Padres	2010	Jonathan Papelbon - Phillies	2015
Hanley Ramirez- Marlins	2010	Xander Bogaerts - Red Sox	2016
Dustin Pedroia- Red Sox	2010	Mookie Betts - Red Sox	2016
Jon Lester- Red Sox	2010	Jackie Bradley Jr. - Red Sox	2016
Clay Buchholz- Red Sox	2010	Anthony Rizzo - Cubs	2016
Kevin Youkilis- Red Sox	2011	Jon Lester - Cubs	2016
Jon Lester- Red Sox	2011	Steven Wright - Red Sox	2016
Adrian Gonzalez- Red Sox	2011	David Ortiz - Red Sox	2016
Jacoby Ellsbury- Red Sox	2011	Mookie Betts - Red Sox	2017
Josh Beckett- Red Sox	2011		
Jonathan Papelbon- Phillies	2012		

## SEA DOGS TEAM AWARDS

*As Voted on by the Fans*

Year	MVP	Pitcher of the Year	10th Player	Citizen of the Year
2017	Jeremy Barfield	Bobby Poyner	Cole Sturgeon	Kevin McAvoy
2016	Aneury Tavarez	Keith Couch	Ryan Court	Mike McCarthy
2015	Sam Travis	William Cuevas	Tim Roberson	Mike McCarthy
2014	Blake Swihart	Henry Owens	Derrik Gibson	Mike McCarthy
2013	Christian Vazquez	Anthony Ranaudo	Matt Spring	Pete Ruiz
2012	Bryce Brentz	Chris Hernandez	Jeremy Kehrt	Matt Spring
2011	Chih-Hsien Chiang	Alex Wilson	Jon Hee	Jeremy Kehrt
2010	Anthony Rizzo	Casey Kelly	Ray Chang	Jason Rice
2009	Jorge Jimenez	Felix Doubront	Juan Apodaca	Blake Maxwell
2008	Zach Daeges	Michael Bowden	Mickey Hall	Iggy Suarez
2007	Jed Lowrie	Clay Buchholz	Bryan Pritz	Iggy Suarez
2006	Brandon Moss	Devern Hansack	Barry Hertzler	Keoni DeRenne
2005	David Murphy	Jon Lester	Raul Nieves	Alberto Concepcion
2004	Brett Roneberg	Abe Alvarez	Joe Kilburg	Ryan Cameron
2003	Jeremy Owens	Josh Stevens	John Nathans	James Johnson
2002	Adrian Gonzalez	Nate Robertson	Anthony Iapoce	Chris Aguila
2001	Kevin Hooper	Kevin Olsen	Eric Gillespie	Ryan Moskau

## SEA DOGS NOTES

Three hitters have a franchise high five RBI's in one inning in Sea Dogs History:  
David Murphy – May 21, 2006 vs. New Hampshire  
Kevin Haverbusch – August 29, 2003 vs. New Haven  
Chris Aguila – August 13, 2002 vs. Trenton

# SEA DOGS TOP PERFORMANCES

## NO HITTERS

Brad Penny  
Luis Arroyo  
Josh Beckett  
Brandon Bowe  
Aaron Scheffer  
Henry Owens

## CG ONE HITTERS

Nate Bump  
John Lester  
Felix Diaz  
Justin Haley  
Teddy Stankiewicz

## CG TWO HITTERS

Bobby Rodgers  
Nate Robertson  
Nate Bump  
Justin Wayne  
Kevin McAvoy

## CG THREE HITTERS

Javier De La Hoya  
Hector Mercado  
Gregg Press  
Michael Tejera  
Hansel Izquierdo  
Brian Johnson  
Trey Ball

## GRAND SLAMS

Jesus Tavarez  
Edgar Renteria  
Tim Clark  
Kevin Millar  
John Roskos  
John Roskos  
Ryan Jackson  
Amaury Garcia  
Jaime Jones  
Fletcher Bates  
Nate Rolison  
Chris Norton  
Jaime Jones  
Nate Rolison  
Bubba Smith  
Luke Wilcox  
Like Wilcox  
Matt Treanor  
Randy Rigbsby  
Chris Aguilera  
Dustin Brisson  
Justin Sherrod  
Kevin Haverbusch  
Brett Roneberg  
Jeff Bailey  
Jared Sandberg  
Chad Spann  
Brandon Moss  
Matt Van Der Bosch  
David Murphy  
Eric Crozier  
Chad Spann  
Dusty Brown  
Bubba Bell  
Andrew Pinckney  
Aaron Bates  
Zach Daeges  
Lars Anderson

(6 IP) 8/8/99 vs. Trenton  
(3 IP)  
(7 IP) 8/13/01 @ Binghamton  
(1 IP)  
(1 IP)  
(6 IP) 4/3/14 @ Reading

(7 IP) 6/26/00 vs. Binghamton  
(7 IP) 7/11/05 @ New Hampshire  
(7 IP) 8/28/07 vs. Trenton  
(7 IP) 5/13/16 vs. Binghamton  
(9 IP) 8/2/16 vs. Erie

7/5/98 vs. New Haven  
6/20/02 vs. Altoona  
7/21/02 vs. Binghamton  
7/25/02 @ Bowie  
(7 IP) 7/25/16 vs. Trenton

4/11/94 vs. Canton-Akron  
7/22/97 @ New Britain  
8/21/97 vs. Trenton  
6/16/98 @ New Haven  
(7 IP) 9/1/01 @ Altoona  
(7 IP) 7/12/14 vs. New Hampshire  
(7 IP) 7/17/17 vs. Reading

7/3/94 vs. New Haven  
5/16/95 vs. Reading  
8/18/95 vs. Harrisburg  
7/2/96 vs. New Haven  
4/27/97 @ Harrisburg  
6/10/97 vs. Trenton  
7/18/97 vs. Harrisburg  
5/18/98 vs. Binghamton  
7/29/98 @ New Haven  
8/2/98 vs. New Haven  
7/10/99 vs. Norwich  
7/11/99 vs. Norwich  
7/20/99 @ Binghamton  
8/1/99 @ Norwich  
4/23/01 @ New Haven  
6/7/01 @ Akron  
8/28/01 vs. New Haven  
5/6/02 vs. New Britain  
7/15/02 vs. Erie  
8/13/02 vs. Trenton  
7/11/03 @ Norwich  
8/11/03 @ Reading (Pinch Hit)  
8/29/03 vs. New Haven  
8/6/04 @ New Britain  
6/16/05 @ Harrisburg  
7/1/05 vs. Norwich  
9/7/05 vs. Trenton\*\* (Walk-off)  
4/23/06 @ Harrisburg  
4/24/06 @ Altoona  
4/30/06 vs. Bowie  
5/8/07 vs. Trenton  
7/21/07 @ Binghamton  
8/4/07 @ Harrisburg  
4/18/08 @ Binghamton  
4/22/08 vs. New Hampshire  
5/6/08 vs. New Hampshire  
7/27/08 @ Trenton  
8/5/08 @ Reading

Lars Anderson  
Nate Spears  
Chih-Hsien Chiang  
Anthony Rizzo  
Jorge Padron  
Chih-Hsien Chiang  
Chih-Hsien Chiang  
Bryce Brentz  
Oscar Tejeda  
Matt Spring  
Michael Almanzar  
Travis Shaw  
Michael Brenly  
David Chester  
Michael Almanzar  
Tim Roberson  
Rainer Rosario  
Jordan Procyshen  
Rafael Devers  
Jeremy Barfield  
Mike Olt  
Henry Urrutia

## 3 HOME RUN GAME

Alex Gonzalez  
Randy Rigbsby

## 5 HIT GAME

Luis Castillo  
Adrian Gonzalez  
Joe Kilburg  
Sheldon Fulse  
Kenny Perez  
David Murphy  
Tyler Minges  
Jeff Natale  
Ryan Kalish  
Will Middlebrooks  
Bryce Brentz  
Bryce Brentz  
Nick Natoli  
Keury De La Cruz  
Aneury Tavarez  
Mauricio Dubon  
Jeremy Barfield  
Rafael Devers  
Rafael Devers  
Tzu-Wei Lin  
Mike Olt  
Jordan Procyshen  
Henry Urrutia

8/14/08 vs. Altoona  
7/9/10 vs. New Britain  
7/26/10 @ Binghamton  
8/19/10 vs. Altoona  
5/6/11 vs. New Britain  
6/5/11 @ Altoona  
6/25/11 @ New Hampshire  
6/12/12 @ Bowie  
6/19/12 vs. Harrisburg  
5/18/13 vs. Binghamton  
5/24/13 @ Binghamton  
6/30/13 @ New Hampshire  
5/19/14 vs. Binghamton  
6/18/14 @ Erie  
8/9/14 @ Richmond  
5/15/15 @ New Britain  
8/3/16 vs. Erie  
4/9/17 vs. Reading  
5/6/17 vs. Reading  
7/6/17 vs. New Hampshire (Walk-off)  
7/7/17 vs. Reading  
8/3/17 vs. Richmond

5/24/97 vs. New Britain  
7/11/02 @ New Haven

6/28/96 vs. Norwich  
5/25/02 vs. Reading  
6/20/04 @ Binghamton  
8/29/04 @ Norwich  
6/16/05 @ Harrisburg  
5/21/06 vs. New Hampshire  
6/18/06 @ New Hampshire  
7/17/07 @ New Hampshire  
5/29/10 vs. New Britain  
7/5/11 @ Binghamton  
5/13/12 @ Trenton  
5/31/12 @ Harrisburg  
5/24/13 @ Binghamton  
6/27/14 @ Reading  
6/18/16 @ Richmond  
8/26/16 vs. Trenton  
7/6/17 vs. New Hampshire  
5/2/17 @ Hartford  
5/6/17 vs. Reading  
6/21/17 @ Erie  
7/7/17 vs. Reading  
4/9/17 vs. Reading  
8/3/17 vs. Richmond

## HITTING FOR THE CYCLE

Cesar Crespo  
Ross Gload\*  
Cory Kaylor  
Tim Roberson  
Manuel Margot

6/16/00 @ Binghamton  
6/29/00 vs. Florida  
8/4/07 @ Harrisburg  
5/15/15 @ New Britain  
9/6/15 New Britain

\* Exhibition Game vs. Florida Marlins, does not count in official statistics.

\*\* Playoff Game vs. Trenton, does not count in official statistics.

## SEA DOGS NOTES

In 24 seasons of play, 284 Sea Dogs have played in the Major Leagues, including five pitchers who have thrown no-hitters, three World Series MVPs, two Rookie of the Year recipients, one American League MVP.

### No-Hitters

A.J. Burnett 5/12/01 vs. San Diego  
Anibal Sanchez 9/6/06 vs. Arizona  
Clay Buchholz 9/1/07 vs. Baltimore  
Jon Lester 5/19/08 vs. Kansas City  
Josh Beckett 5/25/14 vs. Philadelphia

### Most Valuable Player

Dustin Pedroia 2008 AL MVP

### Rookie of the Year

Hanley Ramirez 2006 NL ROY  
Dustin Pedroia 2007 AL ROY

### World Series MVP

Livan Hernandez 1997 Marlins  
Josh Beckett 2003 Marlins  
Edgar Renteria 2010 Giants



# SINGLE GAME INDIVIDUAL & TEAM RECORDS

## TEAM

### Batting

At-Bats	61*	vs. New Hampshire	July 2, 2015
Runs Scored	19*	@ New Britain	July 20, 2009
Hits	23	vs. Connecticut	April 26, 2009
RBI	19*	@ New Britain	July 20, 2009
Doubles	9	vs. Akron	June 8, 2017
Triples	3*	vs. Altoona	May 19, 2015
Home Runs	7	vs. New Britain	May 24, 1997
Total Bases	45	@ Erie	August 10, 2016
Walks	17*	vs. Connecticut	April 16, 2008
Strikeouts	21*	vs. Trenton	August 27, 2016
Stolen Bases	6*	@ New Hampshire	July 22, 2012

### Pitching

Innings Pitched	17*	vs. Hartford	April 15, 2016
Runs	21	vs. Akron	June 7, 2017
Earned Runs	20	vs. Connecticut	July 29, 2007
Walks	14	@ New Hampshire	May 15, 2013
Strikeouts	23	vs. Bowie	June 11, 2005
Hits	23	vs. New Hampshire	June 2, 2008
Home Runs	7	vs. Binghamton	August 15, 1997
Wild Pitches	7	@ Harrisburg	April 21, 2006
Hit Batsman	5	vs. Binghamton	April 13, 2006

### Fielding

Putouts	51*	vs. Hartford	April 15, 2016
Assists	23	vs. Reading	April 7, 1994
Errors	8	vs. New Britain	September 5, 2015
Passed Balls	3	vs. Reading	August 3, 1997
Double Plays	6*	@ New Haven	June 20, 2003

## INDIVIDUAL

### Batting

At-Bats	8*	Tzu-Wei Lin	vs. Hartford	April 15, 2016
Runs Scored	5*	Cesar Crespo	@ Norwich	June 23, 2000
Hits	5*	Tzu-Wei Lin	@ Erie	June 21, 2017
RBI	7*	Jon Still	@ New Britain	July 20, 2009
Singles	5	Jeff Natale	@ New Hampshire	July 17, 2007
Doubles	3*	Mauricio Dubon	vs. Trenton	August 26, 2016
Triples	3	Sheldon Fulse	@ Norwich	August 29, 2004
Home Runs	3*	Randy Rigsby	@ New Haven	July 11, 2002
Total Bases	13	Alex Gonzalez	@ New Britain	May 24, 1997
Walks	5*	Derek Wathan	vs. Binghamton	August 24, 2001
Strikeouts	5*	Aneury Tavarez	vs. Trenton	August 27, 2016
Stolen Bases	4	Jeremy Hazelbaker	@ New Hampshire	July 22, 2012
Caught Stealing	2*	Che-Hsuan Lin	@ Richmond	August 13, 2010

### Pitching

Innings Pitched	9*	Teddy Stankiewicz	vs. Erie	August 2, 2016
Runs	12*	Charlie Zink	vs. Connecticut	July 29, 2007
Earned Runs	12	Charlie Zink	vs. Connecticut	July 29, 2007
Walks	9	Bobby Rodgers	vs. Norwich	August 4, 1999
Strikeouts	13*	Anthony Ranaudo	vs. Erie	June 13, 2013
Hits	18	Clemente Nunez	@ Canton-Akron	August 7, 1996
Home Runs	5	Bryan Ward	vs. Bowie	May 12, 1997
Wild Pitches	6	Devern Hansack	@ Harrisburg	April 21, 2006
Hit Batsmen	4	Dave Townsend	vs. Harrisburg	July 18, 1997

### Fielding

Putouts	25	Alberto Concepcion	@ Bowie	June 11, 2005
Assists	9*	Wilson Valdez	@ Trenton	August 21, 2002
Errors	3*	Jose Rosario	vs. Trenton	April 22, 2017
Passed Balls	3	Ramsey Koeysers	vs. Reading	August 3, 1997

\*Occured multiple times, listed last time it occurred



# SEASON & FRANCHISE RECORDS

## Team Season Batting Records

	Most	Year	Least	Year
<b>Games</b>	143	2007	139	'06, '16-17
<b>At-Bats</b>	4,890	1997	4,512	2002
<b>Hits</b>	1,407	1997	1,138	2002
<b>Runs</b>	824	1997	539	2015
<b>Doubles</b>	304	2011	213	2001
<b>Triples</b>	47	2016	18	2009, '17
<b>Home Runs</b>	191	1997	66	2015
<b>RBI</b>	765	1997	508	2015
<b>Walks</b>	590	2007	394	2016
<b>Strikeouts</b>	1,114	2009	888	2006
<b>Stolen Bases</b>	153	1996	54	2008
<b>Average</b>	.288	1997	.244	2001

## Team Season Pitching Records

	Most	Year	Least	Year
<b>Complete Games</b>	14	2000	0	'08, '10, '15
<b>Shutouts</b>	16	2006	3	1994
<b>Wins</b>	88	2014	53	2015
<b>Losses</b>	89	2015	54	2014
<b>Saves</b>	45	1996	20	2016
<b>Innings</b>	1,257	2001	1119.2	2002
<b>Walks</b>	553	2007	356	2001
<b>Strikeouts</b>	1,141	2001	864	2000
<b>ERA</b>	4.77	2004	3.24	2001

## Franchise Records

<b>Longest Winning Streak</b>	12	April 20-May 7, 1997
<b>Longest Losing Streak</b>	10*	July 29-August 8, 2006
<b>Longest Game (innings)</b>	17*	April 15, 2016 vs. Hartford in 5-2 Portland Loss
<b>Longest Game (time)</b>	5:41	April 16, 2008 vs. Connecticut in 8-7 Portland Win
<b>Longest Nine-Inning Game Time</b>	4:09	May 30, 2008 vs. New Hampshire Win
<b>Shortest Nine-Inning Game</b>	1:54	May 13, 2011 @ New Britain
<b>Largest Margin of Victory (regular)</b>	18*	May 24, 2014 @ New Hampshire in 18-0 Portland Win
<b>Largest Margin of Defeat</b>	17*	June 7, 2017 vs. Akron in 21-4 loss (Game 1 of DH)
<b>Most Runs Scored</b>	19*	July 20, 2009 @ New Britain in 19-1 Portland Win
<b>Most Runs Allowed</b>	21	June 7, 2017 vs. Akron in 21-4 loss (Game 1 of DH)
<b>Most Runs (Both Teams Combined)</b>	35	April 26, 2009 vs. Connecticut in 20-15 Portland Loss

\*Feat accomplished more than once. Last occurrence listed.

## SEA DOGS NOTES

### Longest Winning Streaks

12 April 25 - May 7, 1997  
 11 April 12 - April 26, 2000  
 11 April 11- April 24, 1995  
 10 August 15 - August 25, 2014  
 10 May 31- June 13, 2006  
 10 April 7- April 17, 2005  
 10 August 22 - August 31, 2000

### Longest Losing Streaks

10 July 29 - August 8, 2006  
 10 April 10 - April 19, 1994  
 9 July 31- August 7, 2003  
 8 April 22 - April 29, 2016  
 8 July 13 - July 19, 2013  
 8 July 21- July 29, 1999  
 7\* August 18-23, 2017

# SINGLE-SEASON RECORDS

## BATTING

Minimum 383 Plate Appearances

### AVERAGE

Kevin Millar ('97)	.342
Aneury Tavarez ('16)	.335
Kevin Youkilis ('03)	.327
Todd Betts ('00)	.321
Kevin Millar ('96)	.318

### HITS

Kevin Millar ('97)	175
Billy McMillon ('95)	162
Ryan Jackson ('97)	153
Todd Dunwoody ('96)	153
Kevin Millar ('96)	150

### STRIKEOUTS

Josh Booty ('97)	166
Jeremy Owens ('03)	161
Abraham Nunez ('98)	155
Julio Ramirez ('99)	150
Nate Rolison ('98)	150

### ON-BASE %

Kevin Youkilis ('03)	.487
Kevin Millar ('97)	.423
Billy McMillon ('95)	.423
Jeff Natale ('07)	.417
Two Players Tied	.416

### RBI

Kevin Millar ('97)	131
Ryan Jackson ('97)	98
Chris Norton ('99)	97
Adrian Gonzalez ('02)	96
Luis Exposito ('10)	94

### DOUBLES

Jon Still ('09)	40
Luis Exposito ('10)	39
Chih-Hsien Chiang ('11)	37
Brandon Moss ('06)	36
Two Players Tied	35

### WALKS

Billy McMillon ('95)	96
Jeff Natale ('07)	88
Kevin Youkilis ('03)	86
Ralph Milliard ('95)	86
Nate Spears ('10)	84

### SLUGGING %

Chris Norton ('99)	.633
Kevin Millar ('97)	.605
Jeremy Barfield ('17)	.584
John Roskos ('97)	.541
Charles Johnson ('94)	.524

### HOME RUNS

Chris Norton ('99)	38
Kevin Millar ('97)	32
Charles Johnson ('94)	28
Jeremy Barfield ('17)	27
Ryan Jackson ('97)	26

### TRIPLES

Aneury Tavarez ('16)	13
Julio Ramirez ('99)	10
Abraham Nunez ('01)	9
Fletcher Bates ('99)	9
Four Players Tied	8

### RUNS SCORED

Nate Spears ('10)	104
Ralph Milliard ('95)	104
Mark Kotsay ('97)	103
Cesar Crespo ('00)	96
Kevin Millar ('97)	94

### STOLEN BASES

Julio Ramirez ('99)	64
Luis Castillo ('96)	51
Cesar Crespo ('00)	41
Jesus Medrano ('02)	39
Three Players Tied	35

## PITCHING

Minimum 114 Innings Pitched

### ERA

Brian Johnson ('14)	1.75
Henry Owens ('14)	2.60
Jon Lester ('05)	2.61
Michael Tejera ('99)	2.62
Tony Saunders ('96)	2.63

### SAVES

Bill Hurst ('96)	30
Jay Powell ('95)	24
Hector Almonte ('99)	23
Mike James ('07)	22
Bobby Rodgers ('00)	22

### STRIKEOUTS

Brent Billingsley ('98)	183
Jon Lester ('05)	163
Tony Saunders ('96)	156
Michael Tejera ('99)	152
Claudio Vargas ('01)	151

### WINS

Henry Owens ('14)	14
Michael Tejera ('99)	13
Tony Saunders ('96)	13
Brandon Leese ('00)	12
Three Players Tied	11

### INNINGS PITCHED

Brian Meadows ('97)	175.2
Brandon Leese ('00)	173.2
Brent Billingsley ('98)	171.0
Reynold Mendoza ('95)	168.0
Tony Saunders ('96)	167.2

### APPEARANCES

Mick Pageler ('98)	60
Chad Rhoades ('09)	56
Mike James ('07)	55
Felix Heredia ('96)	55
Dan Cherney ('95)	55

### LOSSES

Justin Haley ('15)	16
Mike Augliera ('15)	15
Mark Johnson ('98)	14
Brent Billingsley ('98)	13
Four Players Tied	12

### WALKS

Charlie Zink ('04)	72
A.J. Burnett ('99)	71
Omar Ortiz ('02)	70
Bobby Rodgers ('99)	70
Brent Billingsley ('98)	70

### WINNING % (min. 10 dec.)

Brian Johnson ('14)	.833
Kason Gabbard ('06)	.818
Geoff Duncan ('98)	.818
Livan Hernandez ('96)	.818
Will Cunnane ('95)	.818

# CAREER SEA DOGS RECORDS

## BATTING

### Minimum 400 Plate Appearances

#### AVERAGE

Kevin Millar ('96-'97, '02)	.328
Kevin Youkilis ('03)	.327
Todd Betts ('00)	.321
Luis Castillo ('96)	.317
Joe Funaro ('98-'00)	.314

#### HITS

Kevin Millar ('96-'97, '02)	326
Pablo Ozuna('99-'00)	284
Ryan Khourey ('08-'11)	283
Fletcher Bates('98-'99)	283
Brandon Moss ('05-'06)	280

#### STRIKEOUTS

Jaime Jones ('98-'01)	275
Nate Rolison('98-'99, '01)	269
Ryan Khourey ('08-'11)	266
Jeff Bailey('01, '04-'05)	252
Iggy Suarez ('06-'09)	242

#### ON-BASE %

Kevin Youkilis ('03)	.487
Billy McMillon ('95)	.423
Todd Betts ('00)	.416
Jeff Natale ('07-'08)	.415
Two Players Tied	.412

#### RBI

Kevin Millar ('96-'97, '02)	220
Chris Norton ('98-'00)	159
Nate Rolison('98-'99, '01)	154
Tim Clark ('94-'95)	153
Jeff Bailey('01, '04-'05)	150

#### DOUBLES

Chih-Hsien Chiang ('10-'11)	72
Ryan Khourey ('08-'11)	71
Brandon Moss ('05-'06)	67
Kevin Millar ('96-'97, '02)	66
Two Players Tied	64

#### WALKS

Ryan Khourey ('08-'11)	168
Jeff Corsaletti('07-'08)	136
Nate Rolison('98-'99, '01)	133
Jeff Bailey('01, '04-'05)	130
Travis Shaw ('12-'14)	128

#### SLUGGING %

Chris Norton ('98-'00)	.588
Kevin Millar ('96-'97, '02)	.552
Ryan Jackson ('97)	.544
Chih-Hsien Chiang ('10-'11)	.516
Charles Johnson ('94-'95)	.516

#### HOME RUNS

Chris Norton ('98-'00)	54
Kevin Millar ('96-'97, '02)	51
Jeff Bailey('01, '04-'05)	33
Nate Rolison('98-'99, '01)	33
John Roskos ('96-'97)	33

#### TRIPLES

Aneury Tavarez ('15-'17)	14
Fletcher Bates ('98-'99)	14
Pablo Ozuna('99-'00)	13
Abraham Nunez('00-'01)	12
Two Players Tied	11

#### RUNS SCORED

Ryan Khourey ('08-'11)	178
Kevin Millar ('96-'97, '02)	164
Brandon Moss('05-'06)	163
Jeff Corsaletti ('07-'08)	153
Nate Rolison('98-'99, '01)	152

#### STOLEN BASES

Jeremy Hazelbaker ('11-'12)	68
Pablo Ozuna('99-'00)	66
Julio Ramirez ('99)	64
Quincy Foster ('00-'02)	58
Two Players Tied	51

## PITCHING

### Minimum 120 Innings Pitched

#### ERA

Jon Lester ('05, '07)	2.57
Marc Valdes ('94, '96)	2.59
Tony Saunders ('96-'97)	2.71
Geoff Duncan ('98-'00)	2.81
Junichi Tazawa ('09-'10)	2.98

#### SAVES

Bill Hurst ('96-'97)	30
Bobby Rodgers('98-'02)	27
Hector Almonte('98-'00)	26
Three Players Tied	24
Noe Ramirez ('13-'14)	23

#### STRIKEOUTS

Michael Tejera('98-'99, '01)	380
Bobby Rodgers ('98-'02)	293
Chris Smith ('04-'07)	292
Bryan Ward ('95-'97)	264
Nate Bump ('99-'02)	253

#### WINS

Michael Tejera('98-'99, '01)	31
Keith Couch ('13-'14, '16)	28
Chris Smith ('04-'07)	24
Charlie Zink ('03-'07)	22
Bryan Ward ('95-'97)	22

#### INNINGS PITCHED

Michael Tejera('98-'99, '01)	403.0
Jeremy Kehrt ('10-'14)	386.1
Brandon Leese('98-'00)	381.2
Nate Bump ('99-'02)	375.0
Chris Smith ('04-'07)	369.2

#### APPEARANCES

Scott Henderson ('99-'01)	124
Bobby Rodgers ('98-'02)	114
Mike James ('07-'08)	101
Dan Cherger ('95-'97)	100
Chad Rhoades('08-'09)	97

#### LOSSES

Nate Bump ('99-'02)	26
Mike Augliera ('14-'15)	25
Kason Gabbard('04-'06, '09)	23
Justin Haley ('14-'16)	22
Bobby Rodgers ('98-'02)	22

#### WALKS

Charlie Zink ('03-'07)	188
Kason Gabbard('04-'06, '09)	144
Bobby Rodgers ('98-'02)	143
Jeremy Kehrt ('10-'14)	123
Michael Tejera('98-'99, '01)	122

#### WINNING % (min. 12 dec.)

Brian Johnson ('14)	.833
Hector Mercado ('97)	.786
Tony Saunders('96-'97)	.765
Two Players Tied	.750
Keith Couch	.737

# SEA DOGS ALL-TIME ROSTER

## A

<b>Abbott, Jeff</b>	2001
Adams, Brian	2003
<b>Adamson, Joel</b>	1994
<b>Aguila, Chris</b>	2001-02
<b>Aldred, Scott</b>	2003
<b>Alfonseca, Antonio</b>	1995
Alkire, Jeff	1996
Allday, Forrestt	2015
<b>Almanza, Armando</b>	1999
<b>Almanzar, Carlos</b>	2007
Almanzar, Michael	2013-14
<b>Almonte, Hector</b>	1999-00
<b>Alvarez, Abe</b>	2004
Alvarez, Jimmy	2004
Alvarez, Jorge	1994
<b>Anderson, Lars</b>	2008-10
Apodaca, Juan	2008-10
<b>Aquino, Luis</b>	1994
<b>Aro, Jonathan</b>	2015
Arroyo, Luis	1999
<b>Asencio, Miguel</b>	2008
<b>Astacio, Pedro</b>	2004
<b>Asuaje, Carlos</b>	2015
<b>Atkins, Mitch</b>	2016
Augliera, Mike	2014-15
Aversa, Joe	1996

## B

Bacani, David	2006-07
<b>Bailey, Andrew</b>	2012
<b>Bailey, Jeff</b>	2001,'04-05
Baillie, Stefan	2004-05
Bajoczy, Tony	2007
Balcom-Miller, Chris	2011-13
Ball, Trey	2017
<b>Bard, Daniel</b>	2008, '13
Barfield, Jeremy	2017
<b>Barnes, John</b>	2007
<b>Barnes, Matt</b>	2013, '17
<b>Bates, Aaron</b>	2007-09
Bates, Fletcher	1998-99
Beam, Randy	2005-06
Beazley, Travis	2009
<b>Beckett, Josh</b>	2001
<b>Beckett, Robbie</b>	1996
Beeks, Jalen	2016-17
Bell, Bubba	2007-09
<b>Benintendi, Andrew</b>	2016
Benz, Jake	1999-00
<b>Berg, Dave</b>	1996
Bermudez, Ronald	2011-13
Bethea, Danny	2014-17
Betts, Jordan	2016
<b>Betts, Mookie</b>	2014-15
Betts, Todd	2000
<b>Billingsley, Brent</b>	1998
<b>Blair, Carson</b>	2014
Blanke, Mike	2015
Blasi, Blake	2003

<b>Bogaerts, Xander</b>	2012-13
<b>Booty, Josh</b>	1997-98
Borowiak, Zach	2003, '05-'07, '09
<b>Boscan, Wilfredo</b>	2014
<b>Bowden, Michael</b>	2007-08
Bowe, Brandon	2001-02
<b>Bradley Jr., Jackie</b>	2012
Brenly, Michael	2014-15
<b>Brentz, Bryce</b>	2012, '16
<b>Breslow, Craig</b>	2013
Bridges, Donnie	2002
Brisson, Dustin	2003
<b>Britton, Drake</b>	2012-13
Brooks, Connor	2004-05
<b>Brooks, Frank</b>	2006
<b>Brown, Dusty</b>	2006-07
Brown, Jason	2001
Brown, Ron	1996
Brown, Tonayne	2003
<b>Buchholz, Clay</b>	2007-08
Buckley, Jim	2005
<b>Buckner, Billy</b>	2012
Bumatay, Mike	2006
<b>Bump, Nate</b>	1999-02
Burgus, Travis	1997-99
<b>Burnett, A.J.</b>	1999
<b>Butler, Dan</b>	2011-12
Buttrey, Ty	2016-17

## C

<b>Cabral, Cesar</b>	2011
<b>Callahan, Jamie</b>	2017
<b>Cameron, Mike</b>	2010
Cameron, Ryan	2003-04
Cames, Aaron	1999
Campo, Mike	2004
Candeleria, Ben	2000-02
<b>Carlson, Jesse</b>	2012
<b>Carpenter, Chris</b>	2012
<b>Castillo, Luis</b>	1996
<b>Castillo, Rusney</b>	2014
Castro, Nelson	2003
<b>Castro, Ramon</b>	1998
Castro, Tony	1997
Catalanotte, Greg	2003
<b>Cecchini, Garin</b>	2013
Celestino, Miguel	2013-15
Chang, Ray	2010
Chapman, Jake	2003
Chauncey, Clint	2004
Chavez, Carlos	1997
Chavez, Chris	2002
Chavez, Dirimo	2005
Chavez, Rafael	1994
Chavis, Michael	2017
Chergey, Dan	1995-97
Chiang, Chih-Hsien	2010-11
Chester, David	2014-15
Christian, Eddie	1994
<b>Christman, Tim</b>	2002

<b>Clapinski, Chris</b>	1995-96,'01
Clark, Chris	1999-02
Clark, Tim	1994-95
<b>Clay, Caleb</b>	2011-12
<b>Coello, Robert</b>	2010
Comer, Scott	2000
Concepcion, Alberto	2004-06
Cook, Hayward	1996-98
<b>Coquillette, Trace</b>	2002-03
<b>Cornelius, Reid</b>	1997
<b>Cornely, John</b>	2015
Corsaletti, Jeff	2007-08
Cosart, Jake	2017
Couch, Keith	2013-14,'16
Court, Ryan	2016
Cox, Bryce	2007-10
Coyle, Sean	2014, '16
<b>Crawford, Carl</b>	2012
<b>Crespo, Cesar</b>	2000
Cromer, Brandon	1998
<b>Crozier, Eric</b>	2007
Cueto, Jose	2002
<b>Cuevas, William</b>	2015
<b>Cunnane, Will</b>	1995-96

## D

Daeges, Zach	2008
Dahlstrand, Jacob	2016-17
Daniel, Mike	1994
Danielson, Sean	2008
<b>Darensbourg, Vic</b>	1994
<b>Decker, Cody</b>	2016
De La Cruz, Keury	2014-15
De La Guerra, Chad	2017
De La Hoya, Javier	1994
<b>De La Rosa, Jorge</b>	2003
<b>Delcarmen, Manny</b>	2005, '10
<b>Dempster, Ryan</b>	1998
Dening, Mitch	2011
Dent, Ryan	2011-14
DePew, Jake	2017
De Renne, Keoni	2006
Deschenes, Marc	2004-05
<b>Devers, Rafael</b>	2017
Devey, Phil	2005
DeWitt, Scott	1998
<b>Diaz, Argenis</b>	2008-09
<b>Diaz, Dayan</b>	2014-15
<b>Diaz, Felix</b>	2007
Diaz, Luis	2014-15
Dina, Allen	2002
<b>DiNardo, Lenny</b>	2004, '06
Dobies, Andrew	2006-10
<b>Dominique, Andy</b>	2003
Dominguez, Drew	2011
Donaldson, Bo	2004
<b>Doubront, Felix</b>	2009-11,'14
Doyle, Terry	2013
Drehoff, Jake	2016-17
<b>Drew, Stephen</b>	2013

# SEA DOGS ALL-TIME ROSTER

Drumright, Mike	2001	Granadillo, Tony	2007-08	I	
Duarte, Marco	2012	Greenwell, Bo	2014	lapoce, Anthony	2002
Dubon, Mauricio	2016	<b>Grilli, Jason</b>	2001	<b>Iglesias, Jose</b>	2010
Duncan, Geoff	1998-00	Grover, Taylor	2016-17	<b>Izquierdo, Hansel</b>	2001-02
<b>Dunwoody, Todd</b>	1996	Gunkel, Joe	2015	J	
Durbin, Chris	2005-06	<b>Gulan, Michael</b>	1998	Jackson, Kyle	2005-08
<b>Duvall, Mike</b>	1997	H		<b>Jackson, Ryan</b>	1997
E		<b>Haeger, Charlie</b>	2011, '13	Jacobs, Brandon	2013
<b>Edmondson, Brian</b>	2001	Haigwood, Daniel	2007-08	Jacobsen, Joe	1997-98
Elhrich, Drew	2004	Haines, Talley	2005	James, Mike	2007-08
<b>Elias, Roenis</b>	2017	<b>Haley, Justin</b>	2014-16	<b>Jenks, Bobby</b>	2011
<b>Ellsbury, Jacoby</b>	2006-07, '10	Hall, Mickey	2008	Jerez, Williams	2015-17
Elmore, Chris	2003	<b>Hammond, Chris</b>	1994	Jimenez, Dedgar	2017
Engel, Reid	2009	<b>Hamulack, Tim</b>	2002, '04	Jimenez, Jorge	2008-09
<b>Erickson, Matt</b>	1999-00	Hancock, Chris	1995	<b>Jimenez, Luis</b>	2006
Esbobar, Leonel	2013	<b>Hanigan, Ryan</b>	2015-16	Johns, Bryan	2012
Evert, Brett	2006	<b>Hansack, Devern</b>	2006	<b>Johnson, Brian</b>	2014
<b>Exposito, Luis</b>	2009-10	<b>Hansen, Craig</b>	2005-06	<b>Johnson, Charles</b>	1994-95
F		<b>Harper, Brandon</b>	2000-01	Johnson, Eric	2004
<b>Federowicz, Tim</b>	2011	Harris, Doug	1996	Johnson, James	2003-04
Fernandes, Kyle	2007-11	<b>Hassan, Alex</b>	2011	Johnson, Jay	2006-08
Fesh, Sean	2002	Hastings, Lionel	1996-97, '99	<b>Johnson, Kelly</b>	2014
<b>Fields, Josh</b>	2011-12	<b>Hattig, John</b>	2003-04	<b>Johnson, Kris</b>	2008-09
<b>Fife, Stephen</b>	2010-11	Haverbusch, Kevin	2003	<b>Johnson, Mark</b>	1998
Fisher, Pete	2005	<b>Haynes, Heath</b>	1997	Johnson, Matty	2013
<b>Fontenot, Joe</b>	1998	<b>Hazelbaker, Jeremy</b>	2011-12	<b>Jones, Hunter</b>	2007-08
<b>Fossum, Casey</b>	2003	Headley, Justin	2003-04	Jones, Jaime	1998-01
Foster, Quincy	2000-02	<b>Hebson, Bryan</b>	2004	Jordan, Brantley	2005
<b>Fox, Chad</b>	2003	Hedman, Drew	2012	<b>Jorgensen, Ryan</b>	2002
<b>Frederick, Kevin</b>	2006	Hedrick, Justin	2009	<b>Jorgensen, Terry</b>	1994
<b>Freiman, Nate</b>	2016	Hee, Jon	2011-12	Juelsgaard, Jarod	1994-95
Frias, Vladimir	2011	Heinrichs, Jon	1999	K	
Fulse, Sheldon	2004-05	Heller, Kevin	2013-15	Kaercher, Matt	2003
Funaro, Joe	1998-00	Henderson, Ryan	2000	<b>Kalish, Ryan</b>	2009-10, '12
G		Henderson, Scott	1999-01	Kaminska, Kyle	2013, '15
<b>Gabbard, Kason</b>	2004-06, '09	Henkel, Rob	2002	<b>Kapler, Gabe</b>	2003, '06
Gamble, Jerome	2003-04	<b>Heredia, Felix</b>	1996	Katzaroff, Rob	1995
<b>Garcia, Amaury</b>	1998	<b>Heredia, Wilson</b>	1995	Kehrt, Jeremy	2010-14
Gardner, Jarrett	2004	<b>Hermida, Jeremy</b>	2010	Kelley, Trevor	2017
Garrison, Seth	2011	Hernandez, Chris	2012-13	<b>Kelly, Casey</b>	2010
<b>Gassner, Dave</b>	2008	Hernandez, Jayson	2012	Kelly, Dustin	2004, '06
Gedman, Matthew	2008	<b>Hernandez, Livan</b>	1996	Kelly, Heath	2001-02
Gentile, Zach	2012	<b>Hernandez, Marco</b>	2015	Kendrena, Ken	1994
Gibson, Derrik	2012-14	<b>Herndon, Junior</b>	2003	Kester, Tim	2003
Gillespie, Eric	2001	Herold, Mitch	2010	Keylor, Cory	2007
Glaser, Eric	2003-04	Hertzler, Barry	2005-07	Khoury, Ryan	2008-11
<b>Gload, Ross</b>	2000	<b>Hill, Rich</b>	2012	Kilburg, Joe	2004
Goelz, Jim	2003	Hirtensteiner, Rick	1994	Kleinz, Larry	1999
Goetz, Geoff	2000-02	Hissey, Peter	2012-14	Klepacki, Ed	2002
<b>Gonzalez, Adrian</b>	2002	Holdzkorn, Lincoln	2007	<b>Knotts, Gary</b>	1999-00
Gonzalez, Alex	2005	<b>Holt, Brock</b>	2017	Koeyers, Ramsey	1997
<b>Gonzalez, Alex</b>	1996-97	Honeycutt, Heath	2000-02	<b>Kotsay, Mark</b>	1997
<b>Gonzalez, Gabe</b>	1997, '99	<b>Hooper, Kevin</b>	2001	<b>Kottaras, George</b>	2006
Gonzalez, Juan	1997	<b>Hottovy, Tommy</b>	2006-11	Kraus, Kyle	2013-15
<b>Gonzalez, Miguel</b>	2011	Howell, Jason	2004	<b>Kremers, Jimmy</b>	1995
Goodell, Steve	1998	Howell, Jeff	2011	Kuilan, Hector	1998-99
Goodson, Matt	2006-08	Huntzinger, Brock	2011-13	Kumagai, Ryo	2003
Gousha, Sean	1994	<b>Hurst, Bill</b>	1996-97	Kurcz, Aaron	2012, '14
Graghani, Reed	2015-16				

# SEA DOGS ALL-TIME ROSTER

<b>L</b>		<b>Martinez, Luis</b>	2015	<b>Niesen, Eric</b>	2013
<b>Lackey, John</b>	2013	Martinez, Ramon	1994	Nieves, Raul	2003-05
Lakins, Travis	2017	Mars, Danny	2017	Niles, Drew	1999-02
Lambert, Jeremy	2004	Massingale, Matt	2002	Norris, Joe	1997
Langan, Bobby	2013	<b>Masterson, Justin</b>	2007-08, '15	Norton, Chris	1998-00
Lara, Nelson	2000	<b>Matsuzaka, Daisuke</b>	2009, '12	<b>Nunez, Abraham</b>	2000-01
Large, T.J.	2008-10	Maxwell, Blake	2007, '09-'11	Nunez, Clemente	1996
<b>Larkin, Andy</b>	1995-96, '99	McAvoy, Kevin	2016-17	<b>O</b>	
Larson, Ryan	2004	McCarthy, Mike	2013-16	<b>O'Halloran, Greg</b>	1994
Latimer, Will	2009, '11-13	McClaskey, Tim	2001	O'Keefe, Mike	2004-05
<b>Lavarnway, Ryan</b>	2010-11, '14	McCurtain, Paul	1998, '01	O'Neill, Doug	1996
Lawley, Dustin	2015	McGowan, Sean	2003-04	Ockimey, Josh	2017
Lawson, Ryne	2008-10	<b>McGraw, Tom</b>	1994-95	Olivares, Gerardo	2013
Leahy, Pat	1994-95	<b>McMillon, Billy</b>	1995	Olsted, Michael	2014
Lee, Michael	2011-12	<b>Meadows, Brian</b>	1996-97	<b>Olsen, Kevin</b>	2000-01
Leese, Brandon	1998-00	Medrano, Jesus	2002-04	<b>Olt, Mike</b>	2017
Lemon, Don	1994-95	Melconian, Alex	2000	<b>Ortiz, David</b>	2008
Lentz, Richie	2008-09	<b>Mendoza, Luis</b>	2006	Ortiz, Omar	2002
Leon, Carlos	2003	Meneses, Heiker	2011-14, 17	Otness, John	2007-09
Leonard, Mike	2006	Mendoza, Reynol	1995-96	Ott, Matty	2013-14
<b>Lester, Jon</b>	2005, '07	<b>Mercado, Hector</b>	1997	<b>Owens, Henry</b>	2013-14, 17
Levan, Matt	2001	Mercedes, Simon	2015-16	Owens, Jeremy	2003
LeVier, Bret	2005	<b>Meredith, Cla</b>	2005	<b>Ozuna, Pablo</b>	1999-00
<b>Light, Pat</b>	2015	Meyers, Mike	2017	<b>P</b>	
<b>Lin, Che-Hsuan</b>	2010-11	<b>Middlebrooks, Will</b>	2011	Pachot, John	2000
<b>Lin, Tzu-Wei</b>	2015-17	<b>Millar, Kevin</b>	1996-97, '02	Padgett, Matt	2002
Linares, Juan Carlos	2010, 12-13	Miller, Derek	2016	Padron, Jorge	2010-11
Lobaton, Jose	1999	<b>Miller, Mike</b>	2014-16	Pageler, Mick	1998-99
Lockwood, Mike	2004	Miller, Ryne	2009-10	Pahucki, Dave	2003, '05
<b>Lombard, George</b>	2004	<b>Miller, Wade</b>	2005	Paniagua, Salvador	2007
Longhi, Nick	2017	<b>Milliard, Ralph</b>	1995-97	<b>Papelbon, Jonathan</b>	2005
Loop, Derrick	2009	Mills, Adam	2008-09	Papelbon, Joshua	2009
Lopez, Angel	2002	Minges, Tyler	2006	Parisi, Mike	1997
Lopez, Deiner	2017	Miniel, Rene	2003	Paskievitch, Tom	1994
Lopez, Gustavo	2002	Mix, Greg	1995-97	<b>Pauley, David</b>	2005-06
Lopez-Cao, Mike	2004	<b>Moncada, Yoan</b>	2016	Pearsall, JJ	2002
Lovullo, Nick	2016-17	Monge, Joseph	2017	<b>Pearson, Jason</b>	2005
<b>Lowrie, Jed</b>	2007, '09	Montalbano, Greg	2003-04	<b>Pedroia, Dustin</b>	2005
Loyd, Brian	2003	<b>Morales, Franklin</b>	2013	Peeples, Mike	2002
Lucca, Lou	1995	Morales, Steve	1998, '02	Peley, Josue	2010
Luis, Santo	2010-11	<b>Mortensen, Clayton</b>	2012	Pena, Mickey	2013-14
<b>M</b>		Moskau, Ryan	2000-01	<b>Penny, Brad</b>	1999
MacDonald, Mike	2012	<b>Moss, Brandon</b>	2005-06	<b>Perez, Juan</b>	2003-04
<b>Mack, Quinn</b>	1996	Mull, Blaine	1998	Perez, Kenny	2004-05
<b>Maddox, Austin</b>	2016-17	<b>Murphy, David</b>	2005-06	<b>Perez, Rafael</b>	2013
Madera, Chris	2016	<b>Myrow, Brian</b>	2006	<b>Perez, Yorkis</b>	1994
Madera, Sandy	2008	<b>N</b>		Perigny, Don	1994
<b>Mairena, Oswaldo</b>	2001	Nall, T.J.	2007	Petersen, Bryan	2010
Malinoski, Chris	1994	Natale, Jeff	2007-08	Petersen, Matt	1994
<b>Maloney, Matt</b>	2013	Natoli, Nick	2012-13	Pettit, Doug	1995
<b>Mann, Jim</b>	2005	Nathans, John	2003-04	Phoenix, Wynter	2000-01
<b>Mantei, Matt</b>	1995, '97	<b>Nava, Daniel</b>	2009	<b>Pimentel, Stomly</b>	2011-12
Marban, Jorge	2015	<b>Navarro, Yamaico</b>	2009-10	Pimentel, Yankory	2017
<b>Margot, Manuel</b>	2015	<b>Neal, Blaine</b>	2001	Pinckney, Andrew	2007-08
<b>Marrero, Deven</b>	2013-14	<b>Negron, Kris</b>	2008	Place, Jason	2009-10
<b>Martin, Chris</b>	2011-13	<b>Nelson, Joe</b>	2004	Plummer, Jarod	2009
<b>Martin, Kyle</b>	2015	Newlin, Jim	1994	Polanco, Enohal	2000
<b>Martinez, Anastacio</b>	2003	Nicolas, Michael	2003	Portice, Eammon	2010-12
Martinez, Edgar	2004-06			Povich, Chad	2007



# SEA DOGS ALL-TIME ROSTER

Poyner, Bobby	2017	Rudolph, Mason	1995	Tavarez, Aneury	2015-17
<b>Powell, Jay</b>	1995	Rudrude, Brett	2003	<b>Tavarez, Jesus</b>	1994
Press, Gregg	1997	Ruiz, Pete	2013-14	<b>Taylor, Ben</b>	2016
<b>Pressly, Ryan</b>	2012	Rusch, Matt	2011	<b>Tazawa, Junichi</b>	2009, 2011
Pritz, Bryan	2006-08	<b>Rutledge, Josh</b>	<b>2017</b>	Tejeda, Oscar	2011-2,'15
Procyshen, Jordan	2017	<b>S</b>		<b>Tejera, Michael</b>	1998-99,'01
Province, Chris	2009	<b>Sanchez, Anibal</b>	2005	<b>Tekotte, Blake</b>	2015
<b>Q</b>		<b>Sandberg, Jared</b>	2005	Thomas, Tony	2011, '13
Quevedo, Heri	2015-16	Santos, Jose	2002	Thornton, Paul	1996
<b>R</b>		<b>Sappelt, Dave</b>	2015	Tobias, Josh	2017
Raleigh, Matt	2000	<b>Saunders, Tony</b>	1996-97	Tomori, Denney	2005
<b>Ramirez, Hanley</b>	2004-05	<b>Scheffer, Aaron</b>	2001	Torres, Tony	1995-97
<b>Ramirez, Julio</b>	1999	Schifano, Tony	1999	Tovar, Carlos	2017
<b>Ramirez, Noe</b>	2013-14	Schneidmiller, Gary	2004	Townsend, Dave	1997-98
Ramos, Henry	2014-16	Schrager, Tony	2003	<b>Travis, Sam</b>	2015
Ramos, Victor	2006	Schunk, Jerry	1994	<b>Treanor, Matt</b>	2001-02
Ray, Jayce	2016	<b>Scott, Robby</b>	2014-15	Tucker, Rusty	2006
<b>Ranaudo, Anthony</b>	2012-13	Searles, Jon	2006	<b>Turley, Nik</b>	2016
Rector, Bobby	1997-99	Segovia, Luis	2010	Turpen, Daniel	2010
<b>Reddick, Josh</b>	2007-09	<b>Seibel, Phil</b>	2004, '06	Twomley, Jason	2006
<b>Redmond, Mike</b>	1995-96,'98	Sergeant, Joe	2002	<b>U</b>	
Reed, Nate	2014	<b>Shaw, Travis</b>	2012-14	Urquidez, Jason	2012
Reese, Nate	1999-00	Sheely, Matt	2009-10	<b>Urrutia, Henry</b>	2017
Reeves, Glenn	1997-99	Sheff, Chris	1994-96	<b>V</b>	
<b>Renteria, Edgar</b>	1995	<b>Sheffield, Gary</b>	1994	<b>Valdes, Marc</b>	1994-95
Renteria, Edinson	1994	Shepherd, Chandler	2016	Valdez, Alex	2011
Reynoso, Ryne	2010	Sherrod, Justin	2003	<b>Valdez, Jose</b>	2014
Rhoades, Chad	2008-09	Shibilo, Andy	2003	<b>Valdez, Wilson</b>	2002
Rice, Jason	2010	Shoemaker, Scott	2005-07	Van Der Bosch, Matt	2005-06
Richards, Mark	1998	<b>Shoppach, Kelly</b>	2003	Vaquedano, Jose	2006-08
<b>Richardson, Dustin</b>	2008-09	Skinner, John	2002	Vardijan, Dan	1998-99
Rigsby, Randy	2000, '02	Sloan, Brandon	2002	<b>Vargas, Claudio</b>	2000-01
Rijo, Wendell	2016	Smith, Bubba	2001	Vasquez, Carlos	2008
<b>Rivero, Carlos</b>	2014	<b>Smith, Carson</b>	2016-17	Vaughan, Beau	2004,07-08
<b>Rizzo, Anthony</b>	2010	<b>Smith, Chris</b>	2004-07	<b>Vazquez, Christian</b>	2012-13
<b>Roa, Joe</b>	2001	Smith, Jeff	2003	Vazquez, Will	2010-11
Roberson, Tim	2015-16	Smith, Josh	2017	<b>Victorino, Shane</b>	2015
Robertson, Jason	1996	Smith, Marquez	2012	<b>Villafuerte, Brandon</b>	1998-99
<b>Robertson, Nate</b>	2002	<b>Smoltz, John</b>	2009	<b>Villanueva, Elih</b>	2017
Robertson, Ryan	1998-99	<b>Snare, Ryan</b>	2002	Villegas, Felix	2003
Rodgers, Bobby	1998-02	<b>Solis, Ali</b>	2016	Vinicio, Jose	2015-16
<b>Rodriguez, Eduardo</b>	2014, '17	Spann, Chad	2005-07	Vitek, Kolbrin	2012-13
Rodriguez, Maximo	1996	<b>Spears, Nate</b>	2010	<b>W</b>	
Rodriguez, Reynaldo	2011-12	<b>Spencer, Stanley</b>	1994-95	Wagner, Mark	2008-09, '11
Rodriguez, Victor	1997-99	Spoone, Chorye	2012	<b>Wainhouse, David</b>	1995
Rogers, Joe	2004	Spring, Matt	2011-14	Waller, Casey	1995
Rojas, Euclides	1995	<b>Stanifer, Rob</b>	1996	<b>Ward, Bryan</b>	1995-97
<b>Rolison, Nate</b>	1998-99,'01	Stanley, Jered	2008	Wathan, Derek	2000-01
Romanski, Jake	2015-17	Stankiewicz, Teddy	2016-17	<b>Wathan, Dusty</b>	2001
Roneberg, Brett	2001, '04	Stevens, Josh	2003-04	<b>Wayne, Justin</b>	2002
Roof, Jonathan	2014-15	Still, Jon	2009	Weatherby, Charlie	2003-04
<b>Rosario, Alberto</b>	2013	Striz, Nate	2013	<b>Webster, Allen</b>	2012-13
Rosario, Charle	2011-12	Sturge, Justin	2005-06	Weems, Jordan	2015-16
Rosario, Jose	2017	Sturgeon, Cole	2015-17	<b>Weiland, Kyle</b>	2010
Rosario, Rainel	2016	Suarez, Alixon	2015	Welch, Stefan	2014
Rosenbaum, Danny	2015	Suarez, Iggy	2006-09	West, Jeremy	2005-06
<b>Roskos, John</b>	1996-97	<b>Sweeney, Ryan</b>	2012	<b>Whisenant, Matthew</b>	1995
<b>Ross, David</b>	2013	<b>Swihart, Blake</b>	2014-15	<b>White, Derrick</b>	1994
Rozier, Mike	2006	<b>T</b>			

# SEA DOGS ALL-TIME ROSTER

<b>White, Matt</b>	2003
White, Walter	1998
Whitten, Mike	1994
<b>Wilkerson, Aaron</b>	2015-16
Wilkerson, Shannon	2012-14
Wilcox, Luke	2001
<b>Wilson, Alex</b>	2010-11
<b>Wilson, Josh</b>	2002
Wilson, Pookie	1995-97
<b>Winn, Randy</b>	1997
Witte, Jantzen	2015-16
Woodards, Orlando	2002
<b>Workman, Brandon</b>	2012-13,'16
Wort, Rob	2016
<b>Wright, Steven</b>	2012, '14

## Y

<b>Yarnall, Ed</b>	1998
Yaughn, Kip	1994
Yockey, Mark	1994
<b>Youkilis, Kevin</b>	2003
Young, Colin	2004
Youngbauer, Scott	2005, '07
<b>Younginer, Madison</b>	2014-15
Ysla, Luis	2016-17

## Z

<b>Zink, Charlie</b>	2003-07
----------------------	---------

## MANAGERS

Beyeler, Arnie	2007-10
Boles, Kevin	2011-13
Cacciatore, Frank	1999
Claus, Todd	2005-06
Febles, Carlos	2016-17
Fox, Eric	2002
Gonzalez, Fredi	1997
Johnson, Ron	2003-04
Jones, Lynn	1998
McMillon, Billy	2014-15
Renteria, Rick	2000-01
Tosca, Carlos	1994-96

## COACHES

Adams, Ace	2006
Andrews, Jeff	2001
Arroyo, Fernando	2005
Budaska, Mark	2003
Burns, Britt	1997
Castro, Jose	1994,'99-01
Cather, Mike	2007-09
DeMerritt, Marty	1994
Gale, Rich	1995-96
Gedman, Rich	2013-14
Jiang, Mickey	2016-17
Joppie, Dave	2008-12,'15
Joyce, Kenny	1996
Kipper, Bob	2003-04,'10-14
Luebber, Steve	1999-00
May Jr, Lee	2017
Morman, Russ	2004-07
Nunnally, Jon	2016
Pentland, Jeff	1995
Peterson, Brian	1998

Raleigh, Matt	2002
Rende, Sal	1997-98
Signore, Tom	2002
Thurston, Joe	2015
Walker, Kevin	2015-17

## TRAINERS

Abraham, Tim	1996-98
Buchheit, Paul	2010
Basham, Gene	2002
Gallon, Scott	2017
Henry, Brandon	2012-15
Jaquette, B.J.	2003
Jochim, Jon	2009
Kennedy, Shane	2000
McGowan, Mike	1995
Mendez, Josue	2001
Pearson, Brad	2007-08
Slagle, Lee	2004
Sorensen, Todd	1994
Takahashi, Masai	2005-06
Velazquez, Eric	2016
Williams, Harold	1999

## Total Number of Players by Year:

1994.....	38
1995.....	35
1996.....	34
1997.....	37
1998.....	38
1999.....	36
2000.....	35
2001.....	36
2002.....	47
2003.....	52
2004.....	54
2005.....	49
2006.....	50
2007.....	49
2008.....	48
2009.....	46
2010.....	46
2011.....	52
2012.....	60
2013.....	56
2014.....	51
2015.....	56
2016.....	52
2017.....	51

**BOLD= Played in the Majors**

**Total Sea Dogs to Appear  
in the Majors**  
284

**Total Players  
for the Sea Dogs:**  
726



# SEA DOGS HALL OF FAME



## **CHARLES JOHNSON**

**2005 Inductee**

1994-1995

Catcher


134 Games, .260 AVG., 28 HR, 80 RBI

1994 Eastern League All-Star

1994 Baseball America & USA Today Minor League All-Star

Five-Time National League Gold Glove Award Winner

Named to 1997 & 2001 Major League All-Star Team



## **CARLOS TOSCA**

**2005 Inductee**

1994-1996

Manager

Record: 229-195 (.540)

1995 & 1996 Eastern League Northern Division Champions


1995 Double-A All Star Game (Managed the National League Team)

1995 Florida Marlins Carl Barger Player Development Person-of-the-Year

1996 Eastern League Manager of the Year

1996 Baseball America Minor League Manager of the Year

2002-2004 Toronto Blue Jays Manager



## **KEVIN MILLAR**

**2006 Inductee**

1996, 1997 & 2002

First Base/Outfield

268 Games, .328 AVG., 51 HR, 220 RBI

1997 Eastern League MVP (.342 AVG., 32 HR, 131 RBI)

Reached base safely in a Minor League Baseball Record 71 straight games

Member of the 2004 World Champion Boston Red Sox



## **ROBERT GANLEY**

**2006 Inductee**

1986-2000

Portland City Manager

His leadership, vision, and determination

led to the construction of

Hadlock Field and the successful bid

to bring the Sea Dogs to Portland.



## **EDGAR RENTERIA**

**2007 Inductee**

1995

Shortstop

135 Games, .268 AVG., 7 HR, 68 RBI, 30 SB

1995 Florida Marlins Minor League Player of the Year

Delivered World Series-Winning Hit for the 1997 Florida Marlins

Five Time MLB All-Star

Two-Time Gold Glove Award Winner

Three-Time Silver Slugger Slugger Award Winner (2000, 2002, 2003)

2010 World Series MVP for the San Francisco Giants

# SEA DOGS HALL OF FAME



## **FREDI GONZALEZ**

**2007 Inductee**

1997

Manager

Record: 79-63 (.556)

1997 Eastern League Northern Division Champions


1997 Baseball America Eastern League Manager of the Year

Holds highest career managerial winning percentage (.556) in

Sea Dogs history

Manager of the Florida Marlins from 2007-2010

Named Manager of the Atlanta Braves in 2011



## **LIVAN HERNANDEZ**

**2008 Inductee**

1996-1997

Pitcher

16 Games, 9-2, 4.25 ERA, 97 SO

1997 World Series MVP

Two time Major League Baseball All-Star



## **JOHN BOLES**

**2008 Inductee**


Florida Marlins Director of Player Development

Made the decision to affiliate with Portland Sea Dogs

Architect of the Sea Dogs' 1995, 1996, & 1997 Northern Division

Championship Teams

Managed the Florida Marlins 1999-2001



## **MARK KOTSAY**

**2009 Inductee**

1997

Outfield

114 Games, .306 AVG., 103 R, 20 HR, 77 RBI, 17 SB

1997 Eastern League & Double-A All-Star

1997 Eastern League Rookie of the Year

Rated the top prospect in the Eastern League in 1997 by *Baseball America*

Led the Eastern League in Run Scored (103) in 1997



## **MIKE REDMOND**

**2010 Inductee**

1995-1996, & 1998

Catcher

233 Games, .274 AVG., 87 R, 37 2B, 8 HR, 90 RBI

Holds Sea Dogs record for most games behind the plate (231)

Led Eastern League Catchers in 1995 with 95 putouts

MLB Record for Consecutive Errorless Games by a Catcher (253)

13 Year Major League Career with Marlins, Twins & Indians

Managed the Miami Marlins 2013-2015

# SEA DOGS HALL OF FAME



## **BILL TROUBH**

**2010 Inductee**

Former City Councilor and Mayor of Portland  
A founding member of Citizens for Portland, Maine Baseball,  
paving the way for the Sea Dogs to come to Portland in 1994.

Served as Eastern League President 1997-2002  
Elected to the Maine Baseball Hall of Fame in 1999  
Served as legal counsel to the Portland Sea Dogs

## **JOSH BECKETT**

**2011 Inductee**

2001  
Pitcher

13 G, 8-1, 1.82 ERA, 74.1 IP, 102 SO

2001 *Baseball America*, *Topps*, *USA Today* and *Sporting News* Minor  
League Player of the Year, posting a 14-1 record and a 1.54 ERA  
between Single-A Brevard County and Double-A Portland.

Holds Sea Dogs Franchise Record for Most Strikeouts  
in a Month (57- August 2001).

Tossed first 7 innings of combined no-hitter for Sea Dogs  
on 8/13/01 vs. Binghamton Mets

Eastern League Player of the Month for August 2001.

2003 World Series MVP (Florida Marlins)

2007 ALCS MVP (Red Sox)

Finished 2nd in 2007 A.L. Cy Young Award Voting  
Three-Time Major League Baseball All-Star (2007, 2009 & 2011)



## **DAN BURKE**

**2012 Inductee**

Sea Dogs' Founder

Fulfilled a dream by bringing the Sea Dogs to Portland in 1994 and  
through eighteen seasons served as the team's owner and biggest fan.



## **ADRIAN GONZALEZ**

**2012 Inductee**

2002  
First Base

138 G, .266 AVG., 34 2B, 17 HR, 96 RBI


Ranked 2nd in the Eastern League in 2002 in games (138) and RBI (96).  
Led the Sea Dogs in G (138), AB (508), H (135), 2B (34), HR (17), and  
RBI (96) in 2002.

Selected to the SportsTicker Eastern League All-Teen Team in 2002.

Five-Time Major League Baseball All-Star (2008-2011, 2015)

Four-Time Gold Glove Award Winner (2008, 2009, 2011, 2014)

Two-Time Silver Slugger Award Winner (2011, 2014)



# SEA DOGS HALL OF FAME



## **KEVIN YOUKILIS**

### **2013 Inductee**

2003

94 G, .327 AVG., 23 2B, 1 3B, 6 HR, 37 RBI, 86 BB, .487 OBP

2003 Eastern League Mid & Post-Season All-Star

Tied Kevin Millar's Minor League Baseball Record

Reaching Base in 71 Consecutive Games (62 in Portland-Franchise Record)


Holds Sea Dogs Franchise Record with Career .487 OBP

Ranks Second in Franchise History with Career .327 AVG

2007 Rawlings Gold Glove Award Winner (First Base)

Three-Time American League All-Star (2008, 2009, 2011)

Member of the 2004 & 2007 World Champion Boston Red Sox



## **HANLEY RAMIREZ**

### **2014 Inductee**

2004-2005

Shortstop

154 G - .279 AVG., 11 HR, 67 RBI, 28 2B, 9 3B, 38 SB, 92 R

2005 Eastern League Mid-Season All-Star

2005 Eastern League Post-Season All-Star

2005 MLB Futures All-Star Game Participant

2006 National League Rookie of the Year

2006 Florida Marlins Most Valuable Player

Three-Time Major League Baseball All-Star (2008-2010)

Two-Time Silver Slugger Award Winner (2008, 2009)



## **DUSTIN PEDROIA**

### **2015 Inductee**

2005

Second Base

66 G - .324 AVG., 8 HR, 40 RBI, 19 2B, 2 3B, 39 R, 7 SB

2005 Eastern League Post-Season All-Star

2005 *Baseball America* Double-A All-Star

2007 American League Rookie of the Year

2008 American League Most Valuable Player

American League All-Star (2008-10, 2013)

Gold Glove Award Winner (2008, 2011, 2013, 2014)

Silver Slugger Award Winner (2008)

World Series Champion (2007, 2013)



## **Todd Claus**

### **2016 Inductee**

2005-2006

Manager

148-133 (.527)

Led the Sea Dogs to appearances in the Eastern League Championship Series in each of his two seasons as Sea Dogs manager, capturing the 2006 Eastern League Championship. Honored as the 2006 *Baseball America* Minor League Manager of the Year. Following the 2006 season, he joined the Boston Red Sox scouting department.

# SEA DOGS HALL OF FAME



## **BRANDON MOSS**

**2016 Inductee**

2005-2006

Outfield

268 Games - .277 AVG., 163 R, 67 2B, 7 3B, 28 HR, 144 RBI, 14 SB

2005 Eastern League All-Star

Led the 2005 Sea Dogs in runs (87), hits (135), total bases (222), and games played (T-135)

2006 Portland Sea Dogs MVP

Led the 2006 Sea Dogs in runs (76), hits (145), doubles (36), triples (T-3), RBI (83), total bases (223), and games played (133)

2006 Eastern League Playoff MVP

9 G, .361 AVG., 9 R, 5 HR, 10 RBI

Hit walk-off series-clinching home run in Game 4 of the Northern Division Championship Series

At the time of his induction, ranked in the top 10 of Sea Dogs all-time franchise record holders in career hits, runs scored, RBI, total bases, and doubles

2014 American League All-Star with the Oakland Athletics

## **JON LESTER**

**2017 Inductee**

2005, 2007

Pitcher

27 Games, 12-6, 2.57 ERA, 167 Strikeouts

2005 Eastern League All-Star

2005 Eastern League Pitcher of the Year  
(11-6, 2.61 ERA, 163 Strikeouts)

4-Time MLB All-Star  
(2011, 2014, 2106)

3-Time World Series Champion  
(2007 Red Sox, 2013 Red Sox, 2016 Cubs)

2016 NLCS MVP



# SEA DOGS PLAYOFF HISTORY

## 1995 Northern Division Championship

### Portland Sea Dogs vs. New Haven Ravens

Game #1	R	H	E	September 5, 1995 at Hadlock Field	
New Haven 000 200 030	5	7	1	WP- Mike Farmer (1-0)	
Portland 000 100 100	2	6	0	LP- Dan Cergey (0-1)	SV- Bobby Jones (1)
(New Haven leads series 1-0)					

Game #2	R	H	E	September 6, 1995 at Hadlock Field	
New Haven 000 032 000	5	7	1	WP- Joel Moore (1-0)	
Portland 000 001 000	1	3	0	LP- Will Cunnane (0-1)	SV- Mark Voisard (1)
(New Haven leads series 2-0)					

Game #3	R	H	E	September 7, 1995 at New Haven	
Portland 732 320 002	19	22	1	WP- Rey Mendoza (1-0)	
New Haven 000 010 000	1	6	3	LP- Mike Zolecki (0-1)	
(New Haven leads series 2-1)					

Game #4	R	H	E	September 8, 1995 at New Haven	
Portland 000 000 000	0	3	2	WP- Jamey Wright (1-0)	
New Haven 402 002 02x	10	13	2	LP- Wilson Heredia (0-1)	
(New Haven wins series 3-1)					

## 1996 Northern Division Championship

### Portland Sea Dogs vs. Binghamton Mets

Game #1	R	H	E	September 3, 1996 at Hadlock Field	
Binghamton 001 000 200 01	4	14	0	WP- Hector Ramirez (1-0)	
Portland 000 120 000 00	3	6	2	LP- Bryan Ward (0-1)	
(Binghamton leads series 1-0)					

Game #2	R	H	E	September 4, 1996 at Hadlock Field	
Binghamton 002 000 000	2	6	0	WP- Livan Hernandez (1-0)	
Portland 200 000 01x	3	8	0	LP- Brian Edmondson (0-1)	SV- Rob Stanifer (1)
(Series tied 1-1)					

Game #3	R	H	E	September 5, 1996 at Binghamton	
Portland 000 000 100	1	4	0	WP- Chris Roberts (1-0)	
Binghamton 000 010 05x	6	8	2	LP- Andy Larkin (0-1)	
(Binghamton leads series 2-1)					

Game #4	R	H	E	September 6, 1996 at Binghamton	
Portland 100 001 200	4	7	0	WP- Will Cunnane (1-0)	
Binghamton 000 000 020	2	6	0	LP- Scott Sauerbeck (0-1)	SV- Rob Stanifer (2)
(Series tied 2-2)					

Game #5	R	H	E	September 7, 1996 at Hadlock Field	
Binghamton 100 110 000	3	8	1	WP- Brian Meadows (1-0)	
Portland 320 200 00x	7	8	0	LP- John Carter (0-1)	
(Portland Wins series 3-2)					

## 1996 Eastern League Championship

### Portland Sea Dogs vs. Harrisburg Senators

Game #1	R	H	E	September 8, 1996 at Harrisburg	
Portland 300 000 000	3	6	1	WP- Steve Falteisek (1-0)	
Harrisburg 100 940 01x	15	14	2	LP- Tony Saunders (0-1)	
(Harrisburg leads series 1-0)					

Game #2	R	H	E	September 9, 1996 at Harrisburg	
Portland 000 010 010	2	5	1	WP- Mike Thurman (1-0)	
Harrisburg 300 000 00x	3	3	2	LP- Livan Hernandez (1-1)	SV- Kirk Bullinger (1)
(Harrisburg leads series 2-0)					

Game #3	R	H	E	September 10, 1996 at Hadlock Field	
Harrisburg 300 200 000	5	10	2	WP- Greg Mix (1-0)	
Portland 000 052 01x	8	10	0	LP- Shayne Bennett (0-1)	SV- Bill Hurst (1)
(Harrisburg leads series 2-1)					

Game #4	R	H	E	September 11, 1996 at Hadlock Field	
Harrisburg 102 010 020	6	10	0	WP- Jason McCommon (1-0)	
Portland 000 001 000	1	8	0	LP- Will Cunnane (1-1)	
(Harrisburg wins series 3-1)					



# SEA DOGS PLAYOFF HISTORY

## 1997 Northern Division Championship Portland Sea Dogs vs. Norwich Navigators

Game #1		R	H	E	September 2, 1997 at Hadlock Field	
Norwich	210 000 200	5	12	1	WP- Ben Ford (1-0)	SV- Scott Rose (1)
Portland	002 001 100	4	10	0	LP- Hector Mercado (0-1)	
(Navigators lead series 1-0)						

Game #2		R	H	E	September 3, 1997 at Hadlock Field
Norwich	000 000 100	1	10	0	WP- Brian Meadows (1-0)
Portland	200 004 10x	7	6	1	LP- Eric Milton (0-1)
(Series tied 1-1)					

Game #3		R	H	E	September 4, 1997 at Norwich	
Portland	010 011 001	4	11	0	WP- Kevin Lomon (1-0)	SV- Scott Rose (2)
Norwich	000 700 00x	7	6	1	LP- Greg Press (0-1)	
(Navigators lead series 2-1)						

Game #4		R	H	E	September 5, 1997 at Norwich
Portland	401 000 120	8	14	0	WP- Bobby Rector (1-0)
Norwich	010 001 010	3	9	6	LP- Kevin Henthorne (0-1)
(Series tied 2-2)					

Game #5		R	H	E	September 6, 1997 at Hadlock Field
Norwich	000 320 022	9	14	4	WP- Mike Duvall (1-0)
Portland	002 400 04x	10	14	1	LP- Scott Rose (0-1)
(Sea Dogs win series 3-2)					

## 1997 Eastern League Championship Portland Sea Dogs vs. Harrisburg Senators

Game #1					R	H	E	September 7, 1997 at Hadlock Field	
Harrisburg	100	203	300		9	15	0	WP- Javier Vazquez (1-0)	
Portland	001	000	000		1	6	2	LP- Hector Mercado (0-2)	
(Harrisburg leads series 1-0)									

Game #2		R	H	E	September 8, 1997 at Hadlock Field	
Harrisburg	000 000 001	1	10	0	WP- Brian Meadows (2-0)	SV- Matt Mantei (1)
Portland	201 020 00x	5	10	0	LP- Neil Weber (0-1)	
(Series tied 1-1)						

Game #3		R	H	E	September 9, 1997 at Harrisburg	
Portland	000 000 001	1	6	1	WP- Trey Moore (1-0)	SV- Ben Fleetham (1)
Harrisburg	002 000 00x	2	2	0	LP- Greg Press (0-1)	
(Harrisburg leads series 2-1)						

Game #4		R	H	E	September 11, 1997 at Harrisburg	
Portland	100 010 010	3	5	1	WP- J.D. Smart (1-0)	
Harrisburg	100 102 00x	4	7	2	LP- Bobby Rector (0-1)	SV- Jake Benz (1)
(Harrisburg wins series 3-1)						

## 2005 Northern Division Championship Portland Sea Dogs vs. Trenton Thunder

Game #1		R	H	E	September 7, 2005 at Hadlock Field
Trenton	020 000 010	3	6	0	WP - Randy Beam (1-0)
Portland	000 010 004	5	8	0	LP - Justin Pope (0-1)
(Sea Dogs lead series 1-0)					

Game #2		R	H	E	September 8, 2005 at Hadlock Field	
Trenton	000 200 000	2	4	0	WP - Randy Beam (2-0)	SV - Jim Mann (1)
Portland	101 002 01x	5	10	1	LP - Matt DeSalvo (0-1)	
(Sea Dogs lead series 2-0)						

Game #3		R	H	E	September 9, 2005 at Waterfront Park	
Portland	000 000 000	0	5	1	WP - Eric Schmitt (1-0)	SV - Justin Pope (1)
Trenton	001 001 00x	2	8	1	LP - David Pauley (0-1)	
(Sea Dogs lead series 2-1)						

Game #4		R	H	E	September 10, 2005 at Waterfront Park
Portland	010 000 010	2	10	2	WP - Charlie Manning (1-0)
Trenton	000 000 021	3	4	0	LP - Jim Mann (0-1)
(Series tied 2-2)					

# SEA DOGS PLAYOFF HISTORY

Game #5	R	H	E	September 11, 2005 at Hadlock Field
Trenton 101 000 000	2	4	0	WP - Chris Smith (1-0)
Portland 111 021 03x	9	15	0	LP - Danny Borrell (0-1)
<i>(Sea Dogs win series 3-2)</i>				

## 2005 Eastern League Championship Portland Sea Dogs vs. Akron Aeros

Game #1	R	H	E	September 13, 2005 at Hadlock Field
Akron 210 000 010	4	6	2	WP - Jon Lester (1-0)
Portland 111 021 00x	6	11	3	LP - Jeremy Sowers (1-1)
<i>(Portland leads series 1-0)</i>				
				SV - Jim Mann (2)

Game #2	R	H	E	September 14, 2005 at Hadlock Field
Akron 201 010 000	4	9	0	WP - Rafael Perez (1-1)
Portland 111 000 000	3	9	0	LP - Charlie Zink (0-1)
<i>(Series tied 1-1)</i>				
				SV - Edward Mujica (1)

Game #3	R	H	E	September 16, 2005 at Canal Park
Portland 000 000 000	0	5	1	WP - Travis Foley
Akron 000 000 20x	2	2	0	LP - Anibal Sanchez (0-1)
<i>(Aeros lead series 2-1)</i>				
				SV - Edward Mujica (2)

Game #4	R	H	E	September 17, 2005 at Canal Park
Portland 000 000 001	1	7	2	WP - Jake Dittler (1-0)
Akron 001 120 00x	4	9	0	LP - David Pauley (0-1)
<i>(Aeros win series 3-1)</i>				

## 2006 Northern Division Championship Portland Sea Dogs vs. Trenton Thunder

Game #1	R	H	E	September 6, 2006 at Waterfront Park
Portland 000 010 000	1	6	1	WP - Charlie Manning (1-0)
Trenton 000 010 20x	3	7	0	LP - Devern Hansack (0-1)
<i>(Thunder lead series 1-0)</i>				

Game #2	R	H	E	September 7, 2006 at Waterfront Park
Portland 002 002 600	10	11	1	WP - Tommy Hottovy (1-0)
Trenton 020 100 000	3	5	1	LP - Tyler Clippard (0-1)
<i>(Series tied 1-1)</i>				

Game #3	R	H	E	September 8, 2006 at Hadlock Field
Trenton 020 000 002	4	9	1	WP - Andrew Dobies (1-0)
Portland 310 000 01x	5	8	0	LP - Matt Childers (0-1)
<i>(Sea Dogs lead series 2-1)</i>				
				SV - Edgar Martinez (1)

Game #4	R	H	E	September 9, 2006 at Hadlock Field
Trenton 030 000 000 0	3	8	0	WP - Barry Hertzler (1-0)
Portland 010 010 010 1	4	7	0	LP - Scott Patterson (0-1)
<i>(Sea Dogs win series 3-1)</i>				

## 2006 Eastern League Championship Portland Sea Dogs vs. Akron Aeros

Game #1	R	H	E	September 12, 2006 at Canal Park
Portland 011 000 000	4	9	0	WP - Devern Hansack (1-1)
Akron 000 000 030	3	9	0	LP - Adam Miller (1-1)
<i>(2)</i>				
<i>(Sea Dogs lead series 1-0)</i>				
				SV - Edgar Martinez

Game #2	R	H	E	September 13, 2006 at Canal Park
Portland 200 600 104	13	10	0	WP - Jon Searles (1-0)
Akron 102 130 100	8	13	2	LP - Aaron Laffey (1-1)
<i>(Sea Dogs lead series 2-0)</i>				

Game #3	R	H	E	September 15, 2006 at Hadlock Field
Akron 012 010 002	6	15	3	WP - Jim Ed Warden (1-0)
Portland 100 020 100	4	6	2	LP - Brett Evert (0-1)
<i>(Sea Dogs leads series 2-1)</i>				
				SV - Tony Sipp (1)

Game #4	R	H	E	September 16, 2006 at Hadlock Field
Akron 001 300 002	6	11	0	WP - Jim Ed Warden (2-0)
Portland 000 104 000	5	11	1	LP - Barry Hertzler (1-1)
<i>(Series tied 2-2)</i>				
				SV - Tony Sipp (2)



# SEA DOGS PLAYOFF HISTORY

Game #5	R	H	E	September 17, 2006 at Hadlock Field
Akron 001 010 102	5	9	3	WP - Devern Hansack (2-1)
Portland 044 000 00x	8	8	1	LP - Bear Bay (0-1)
(Sea Dogs win series 3-2)				

## 2007 Northern Division Championship Portland Sea Dogs vs. Trenton Thunder

Game #1	R	H	E	September 5, 2007 at Waterfront Park
Portland 100 000 000	1	9	0	WP - Chase Wright (1-0)
Trenton 002 000 01x	3	10	1	LP - Justin Masterson (0-1)
(Thunder lead series 1-0)				
				SV - Justin Pope (1)

Game #2	R	H	E	September 6, 2007 at Waterfront Park
Portland 000 002 000 000 1	3	10	0	WP - Mike James (1-0)
Trenton 000 020 000 000 0	2	7	0	LP - Kevin Whelan (0-1)
(Series tied 1-1)				

Game #3	R	H	E	September 7, 2007 at Hadlock Field
Trenton 012 000 000	3	7	0	WP - Dan McCutchen (1-0)
Portland 010 000 001	2	7	0	LP - Michael Bowden (0-1)
(Thunder lead series 2-1)				
				SV - Michael Gardner (1)

Game #4	R	H	E	September 8, 2007 at Hadlock Field
Trenton 022 000 000	4	9	0	WP - Jeff Marquez (1-0)
Portland 000 000 000	0	5	0	LP - Chris Smith (0-1)
(Thunder win series 3-1)				

## 2008 Northern Division Championship Portland Sea Dogs vs. Trenton Thunder

Game #1	R	H	E	September 3, 2008 at Waterfront Park
Portland 010 000 000	1	5	2	WP - Eric Hacker (1-0)
Trenton 100 100 00x	2	4	0	LP - Kris Johnson (0-1)
(Thunder lead series 1-0)				
				SV - Jhonny Nunez (1)

Game #2	R	H	E	September 4, 2008 at Waterfront Park
Portland 000 210 000	3	10	0	WP - Wilkins Arias (1-0)
Trenton 000 003 01x	4	8	0	LP - Dave Gassner (0-1)
(Thunder lead series 2-0)				
				SV - Jose Valdez (1)

Game #3	R	H	E	September 5, 2008 at Hadlock Field
Trenton 020 100 011	5	8	0	WP - Kevin Whelan (1-0)
Portland 210 001 000	4	6	0	LP - Miguel Asencio (0-1)
(Thunder win series 3-0)				
				SV - Michael Dunn (1)

## 2014 Eastern Division Championship Portland Sea Dogs vs. Binghamton Mets

Game #1	R	H	E	September 3, 2014 at NYSEG Stadium
Portland 000 104 000	5	8	2	WP - Cody Satterwhite (1-0)
Binghamton 001 001 033	8	10	0	LP - Noe Ramirez (0-1)
(Mets lead series 1-0)				

Game #2	R	H	E	September 4, 2014 at NYSEG Stadium
Portland 051 010 000	7	11	0	WP - Justin Haley (1-0)
Binghamton 000 000 000	0	8	2	LP - Greg Peavey (0-1)
(Series tied 1-1)				
				SV - Wilfredo Boscan (1)

Game #3	R	H	E	September 5, 2014 at Hadlock Field
Binghamton 000 002 100	3	4	2	WP - Aaron Kurcz (1-0)
Portland 010 020 30x	6	10	1	LP - Paul Sewald (0-1)
(Sea Dogs lead series 2-1)				

Game #4	R	H	E	September 6, 2014 at Hadlock Field
Binghamton 001 037 000	11	13	0	WP - Rainy Lara (1-0)
Portland 100 100 020	4	6	2	LP - Mike Augliera (0-1)
(Series tied 2-2)				

Game #5	R	H	E	September 7, 2014 at Hadlock Field
Binghamton 200 600 000	8	13	0	WP - Gabriel Ynoa (1-0)
Portland 100 112 000	5	12	1	LP - Luis Diaz (0-1)
(Mets win series 3-2)				
				SV - Cody Satterwhite (1)

# EASTERN LEAGUE PLAYOFF PROCEDURES

## ELIGIBLE CLUBS

The top two clubs in each Division shall be eligible to compete in the Eastern League playoffs. Playoff eligibility is determined by won loss record of each team. In the event a club has played a different number of games, due to postponed or other reasons, standings will be determined by won loss record, with no regard to winning percentage.

## TIEBREAKERS

In the case of ties the following tie- breakers shall be used:

1) In the event of a tie for first place, both teams shall make the playoffs, home field advantage shall be determined by the following tiebreakers, considered in the order in which they are listed:

- 1) Head to head record versus the tied team(s);
- 2) Runs scored versus the tied team(s);
- 3) Intra-division record;
- 4) Coin flip.

2) In the event of a two-way tie for second place, the team that qualifies for the playoffs will be determined using the following tie breakers, considered in the order in which they are listed:

- 1) Head to head record versus the tied team(s)
- 2) Runs scored versus the tied team(s)
- 3) Intra-division record
- 4) coin flip

3) If three or more teams tie for first place, the tiebreakers listed in Section 1 shall be utilized to determine the first-place team. In the event of a tie for first place among three teams, the second-place team is to be determined from a tie between the two remaining teams by the tiebreaking system listed in Section 2. If the tie for second place is among three or more teams the tiebreaking system listed in Section 1 shall determine the second place team. In the event of three-way ties, computation of the applicable tiebreakers will be determined by utilizing the aggregate record of one individual team versus the other two teams the tie involves.

## PLAYOFF FORMAT

1) The first round shall consist of a best-of-five series with the top two teams in each division playing one another. The second place teams shall host games one and two, and the first place teams shall host games three, four (if necessary), and five (if necessary).

2) The winners of the two first round series shall enter a final playoff series to determine the Eastern League Champion. That series shall be a best of five series. The Eastern Division team shall host games one and two in odd numbered years and games three, four (if necessary), and five (if necessary) in even numbered years. The Western Division team shall host games one and two in even numbered years, and games three, four (if necessary), and five (if necessary) in odd numbered years.

### SEA DOGS NOTES

The following players have played for the Sea Dogs both as a Marlins affiliate and a Red Sox Affiliate:

Player	Marlins	Red Sox
Jeff Bailey	2001	2004-05
Trace Coquillette	2002	2004
Tim Hamulack	2002	2004
Jesus Medrano	2002	2004
Brett Roneberg	2001	2004

# OPENING DAY LINEUPS

## 1994

CF -- Jesus Tavaréz  
RF -- Eddie Christian  
1B -- Greg O'Halloran  
3B -- Terry Jorgensen  
LF -- Tim Clark  
C -- Charles Johnson  
SS -- Edison Renteria  
2B -- Ramon Martínez  
P -- Javier De La Hoya

Won 2-1 @ Reading (14)

## 1995

CF -- Robbie Katzaroff  
2B -- Ralph Milliard  
LF -- Billy McMillion  
1B -- Tim Clark  
3B -- Lou Lucca  
RF -- Chris Sheff  
C -- Mike Redmond  
SS -- Edgar Renteria  
P -- Andy Larkin

Won 4-3 vs. Binghamton (12)

## 1996

2B -- Luis Castillo  
3B -- Dave Berg  
CF -- Todd Dunwoody  
RF -- Chris Sheff  
1B -- John Roskos  
LF -- Doug O'Neill  
C -- Mike Redmond  
SS -- Tony Torres  
P -- Will Cunneane

Lost 9-7 @ Reading

## 1997

LF -- Pookie Wilson  
2B -- Victor Rodriguez  
CF -- Mark Kotsay  
1B -- Kevin Millar  
DH -- John Roskos  
3B -- Josh Booty  
RF -- Glenn Reeves  
C -- Ramsey Koeyers  
SS -- Alex Gonzalez  
P -- Brian Meadows

Lost 2-0 @ Norwich (12)

## 1998

LF -- Glenn Reeves  
2B -- Amaury Garcia  
CF -- Fletcher Bates  
1B -- Nate Rolison  
SS -- Joe Funaro  
RF -- Jaime Jones  
C -- Mike Redmond  
3B -- Brandon Cromer  
P -- Ryan Dempster

Won 6-2 @ Harrisburg

## 1999

CF -- Julio Ramirez  
SS -- Pablo Ozuna  
2B -- Matt Erickson  
DH -- Chris Norton  
1B -- Nate Rolison  
RF -- Fletcher Bates  
LF -- Jon Heinrichs  
C -- Ryan Robertson  
3B -- Joe Funaro  
P -- A.J. Burnett

Lost 8-6 vs. New Britain

## 2000

2B -- Pablo Ozuna  
LF -- Cesar Crespo  
RF -- Jaime Jones  
1B -- Ross Gload  
3B -- Heath Honeycutt  
DH -- Wynter Phoenix  
C -- Brandon Harper  
SS -- Enoh Polanco  
CF -- Quincy Foster  
P -- Scott Comer

Lost 13-5 @ New Britain

## 2001

LF -- Quincy Foster  
SS -- Derek Wathan  
CF -- Abraham Nunez  
1B -- Charles Smith  
RF -- Jaime Jones  
3B -- Heath Honeycutt  
C -- Dusty Wathan  
DH -- Jeff Bailey  
2B -- Drew Niles  
P -- Michael Tejera

Won 2-1 vs. Trenton

## 2002

2B -- Jesus Medrano  
CF -- Anthony Iapoco  
1B -- Adrian Gonzalez  
3B -- Heath Honeycutt  
RF -- Matt Padgett  
DH -- Jose Santos  
LF -- Chris Aguila  
C -- Matt Treanor  
SS -- Wilson Valdez  
P -- Nate Robertson

Won 9-2 @ New Britain

## 2003

SS -- Nelson Castro  
2B -- Carlos Leon  
3B -- Kevin Youkilis  
DH -- Justin Headley  
RF -- Justin Sherrod  
C -- Andy Dominique  
LF -- Tonyane Brown  
1B -- Dustin Brisson  
CF -- Jeremy Owens  
P -- Jorge De La Rosa

Lost 4-1 @ Trenton

## 2004

2B -- Jesus Medrano  
CF -- Sheldon Fulse  
1B -- Mike O'Keefe  
DH -- Jeff Bailey  
LF -- Brett Roneberg  
3B -- John Hattig  
RF -- Eric Johnson  
SS -- Kenny Perez  
C -- Edgar Martinez  
P -- Charlie Zink

Lost 3-2 @ Altoona

## 2005

LF -- Chris Durbin  
2B -- Dustin Pedroia  
SS -- Hanley Ramirez  
3B -- Jared Sandberg  
1B -- Jeremy West  
CF -- David Murphy  
RF -- Brandon Moss  
C -- Alberto Concepcion  
DH -- Sheldon Fulse  
P -- Jonathan Papelbon

Won 4-2 vs. Norwich

## 2006

2B -- David Bacani  
CF -- David Murphy  
DH -- Jeremy West  
1B -- Luis Jimenez  
RF -- Brandon Moss  
C -- Alberto Concepcion  
SS -- Keoni De Renne  
3B -- Chad Spann  
LF -- Matt Van Der Bosch  
P -- David Pauley

Lost 5-1 @ Connecticut

## 2007

CF -- Jacoby Ellsbury  
LF -- Jeff Corsaletti  
1B -- Jeff Natale  
RF -- Corey Kaylor  
SS -- Jed Lowrie  
C -- Dusty Brown  
3B -- Andrew Pinckney  
DH -- Bryan Pritz  
2B -- David Bacani  
P -- Tommy Hottovy

Lost 8-6 vs. New Britain

## 2008

RF -- Sean Danielson  
3B -- Tony Granadillo  
CF -- Bubba Bell  
1B -- Aaron Bates  
LF -- Zach Daeges  
C -- Mark Wagner  
DH -- Jay Johnson  
2B -- Ryan Khoury  
SS -- Iggy Suarez  
P -- Justin Mastersen

Won 3-0 @ New Britain

## 2009

CF -- Josh Reddick  
RF -- Bubba Bell  
1B -- Lars Anderson  
LF -- Aaron Bates  
C -- Mark Wagner  
DH -- Jon Still  
3B -- Jorge Jimenez  
2B -- Ryan Khoury  
SS -- Argenis Diaz  
P -- Junichi Tazawa

Lost 3-0 vs. Connecticut

## 2010

LF -- Ryan Kalish  
CF -- He-Chuan Lin  
2B -- Nate Spears  
C -- Luis Exposito  
1B -- Lars Anderson  
3B -- Yamaico Navarro  
DH -- Chih-Hsien Chiang  
SS -- Jose Iglesias  
RF -- Jason Place  
P -- Felix Doubront

Won 10-5 @ Reading

## 2011

CF -- He-Chuan Lin  
LF -- Alex Hassan  
1B -- Jorge Padron  
C -- Ryan Lavarney  
RF -- Chih-Hsien Chiang  
2B -- Oscar Tejada  
3B -- Will Middlebrooks  
DH -- Tim Federowicz  
SS -- Ryan Dent  
P -- Alex Wilson

Won 4-3 vs. Reading

## 2012

LF -- Juan Carlos Linares  
3B -- Kolbrin Vitek  
RF -- Bryce Brentz  
1B -- Reynaldo Rodriguez  
C -- Dan Butler  
DH -- Oscar Tejada  
CF -- Peter Hissey  
2B -- Ryan Dent  
SS -- Heiker Meneses  
P -- Chris Balcom-Miller

Lost 4-2 vs. Reading

## 2013

CF -- Shannon Wilkerson  
DH -- Xander Bogaerts  
SS -- Stephen Drew  
LF -- Tony Thomas  
1B -- Travis Shaw  
3B -- Kolbrin Vitek  
C -- Christian Vazquez  
2B -- Heiker Meneses  
RF -- Peter Hissey  
P -- Drake Britton

Lost 13-5 vs. Trenton

# OPENING DAY LINEUPS

## 2014

2B – Mookie Betts  
SS – Deven Marrero  
1B – Travis Shaw  
LF – Carlos Rivero  
RF – Henry Ramos  
C – Blake Swihart  
3B – Sean Coyle  
DH – Stefan Welch  
CF – Shannon Wilkerson  
P – Henry Owens

## 2015

3B – Mike Miller  
2B – Carlos Asuaje  
RF – Henry Ramos  
LF – Keury De La Cruz  
DH – David Chester  
CF – Blake Tekotte  
C – Luis Martinez  
SS – Marco Hernandez  
1B – Jantzen Witte  
P – Luis Diaz

## 2016

DH – Mike Miller  
RF – Cole Sturgeon  
3B – Jantzen Witte  
LF – Rainel Rosario  
CF – Henry Ramos  
C – Jake Romanski  
2B – Wendell Rijo  
1B – Jordan Weems  
SS – Tzu-Wei Lin  
P – Aaron Wilkerson

## 2017

RF – Aneury Tavarez  
2B – Jose Rosario  
LF – Cole Sturgeon  
DH – Mike Olt  
3B – Rafael Devers  
1B – Nick Longhi  
C – Jordan Procyszen  
CF – Joseph Monge  
SS – Tzu-Wei Lin  
P – Teddy Stankiewicz

Won 5-0 @ Reading (6)  
(Owens No-Hitter)

Won 4-2 vs. Reading (7)

Won 3-1 @ Reading

Lost 4-2 vs. Reading

## SEA DOGS REHAB ASSIGNMENTS

Luis Aquino*	1994	Ryan Kalish*	2012
Andrew Bailey	2012	John Lackey	2013
Matt Barnes	2017	Ryan Lavanway	2014
Mookie Betts*	2015	Jed Lowrie*	2009
Craig Breslow	2013	Matt Mantei	1997
Mike Cameron	2010	Justin Masterson	2015
Carl Crawford	2012	Daisuke Matsuzaka	2009*, '12
Chris Carpenter	2012	Kevin Millar	2002
Manny Delcarmen	2010	Wade Miller	2005
Lenny DiNardo	2005-06	Franklin Morales	2013
Felix Doubront	2014	David Ortiz	2008
Stephen Drew	2013	Eduardo Rodriguez	2017
Roenis Elias	2017	David Ross	2013
Jacoby Ellsbury	2010, '12*	Josh Rutledge	2017
Casey Fossum	2003	Carson Smith	2016-17
Chad Fox	2003	Gary Sheffield	1994
Chris Hammond*	1994	John Smoltz*	2009
Ryan Hanigan	2015-16	Ryan Sweeney*	2012
Jeremy Hermida*	2010	Blake Swihart*	2015
Brock Holt	2017	Shane Victorino	2015
Rich Hill	2012	Matt White	2013
Bobby Jenks*	2011	Brandon Workman	2016
Charles Johnson	1995	Steven Wright*	2016
Kelly Johnson*	2014		

\* Not at Hadlock Field

### Notable opponents who have done rehab assignments at Hadlock Field:

Ryan Flaherty	Bowie, 2017	Doc Gooden	Norwich 1997
Hideki Matsui	Trenton 2006	Matt Harvey	Binghamton, 2017
Jason Marquis	Harrisburg 2010	Tim Lincecum	Norwich 1996
Bernie Williams	Norwich 1998		

# ATTENDANCE

Year	Openings	Total	Average	Sell Outs
1994	69	375,197	5,437	47
1995	70	429,763	6,139	48
1996	68	408,503	6,007	46
1997	69	397,117	5,755	30
1998	67	398,800	5,952	23
1999	71	402,582	5,670	18
2000	67	370,702	5,533	12
2001	66	383,022	5,803	23
2002	67	382,738	5,713	12
2003	65	405,021	6,231	36
2004	70	434,684	6,210	15
2005	63	396,277	6,290	28
2006	63	400,534	6,358	20
2007	65	421,368	6,483	24
2008	66	412,403	6,249	27
2009	66	404,709	6,132	16
2010	67	390,772	5,832	10
2011	67	369,424	5,514	6
2012	69	374,930	5,434	5
2013	67	341,420	5,096	6
2014	65	359,427	5,530	14
2015	67	368,291	5,497	13
2016	70	374,746	5,354	13
2017	63	356,153	5,653	11
<b>Totals</b>	<b>1,607</b>	<b>9,358,583</b>	<b>5,824</b>	<b>503</b>

## Regular Season Attendance Records

Category	Attendance	Date	Team
Largest Home	7,368*	08/27/17	Binghamton
Smallest Home	2,128	04/10/13	Reading
Largest Day (H)	7,368*	08/27/17	Binghamton
Smallest Day (H)	2,128	04/10/13	Reading
Largest Night (H)	7,368*	08/16/17	Altoona
Smallest Night (H)	2,577	04/28/15	Binghamton
Series, 4 Dates (H)	29,321*	05/25-5/28/07	Reading
Series, 4 Dates (R)	36,693	08/6-08/9/98	Bowie
Series, 3 Dates (H)	22,104*	08/04-08/06/09	Altoona
Series, 3 Dates (R)	32,563	08/22-08/24/97	Bowie
Series, 2 Dates (H)	14,736	07/17-07/19/08	Trenton
Series, 2 Dates (R)	14,307	08/19-08/21/97	Trenton
Largest Road	14,105	08/23/97	Bowie
Smallest Road	0 <sup>A</sup>	07/09/16	Hartford
Day/ Night DH	12,884	06/04/05	New Britain
Season, Home	434,684	2004	
Season, Road	357,876	2011	
Season, Total	773,819	2007	

\*Last Time Occured

<sup>A</sup>Game was played in Binghamton, NY due to stadium not ready.

# BASEBALL IN PORTLAND & MAINE

Professional baseball in Maine dates back to the last century. Since 1901 and the advent of the National Association of Professional Baseball Leagues (Minor League Baseball's governing body), professional baseball has called nine different Maine cities home, stretching from Calais to Old Orchard Beach. The Sea Dogs are Portland's first entry since 1949, the last season of the Portland Pilots. Below is the summary of Portland's professional baseball life since 1901 and a listing of other Maine professional baseball sites.

## PORTLAND:

<u>Year League-Class</u>	<u>Team Name</u>	<u>W</u>	<u>L</u>	<u>PCT</u>	<u>GB</u>	<u>Finish</u>	<u>Attendance</u>
1907 Maine State-D		39	41	.488	11.0	3rd	NA
1908 Atlantic Association-D		6	3	.677	1.0	2nd*	NA
1913 New England-B	Duffs	71	49	.591	7.0	2nd	NA
1914 New England-B	Duffs	70	48	.593	11.5	3rd	NA
1915 New England-B	Duffs	77	42	.647	---	1st	NA
1916 Eastern-A	Duffs	81	37	.686	4.0	2nd	NA
1917 Eastern-A	Duffs	51	58	.468	19.0	6th	NA
1919 New England-B		37	27	.578	1.0	2nd**	NA
1926 New England-B	Eskimos	38	56	.404	20.0	7th	NA
1927 New England-B	Eskimos	54	44	.551	11.5	2nd	NA
1928 New England-B	Mariners	39	64	.378	19.0	5th	NA
1929 New England-B	Mariners	61	64	.488	19.0	5th	NA
1930 New England-B	Hustlers	14	13	.519	5.5	3rd#	NA
1946 New England-B	Gulls	20	99	.168	59.5	8th	NA
1947 New England-B	Pilots	45	80	.360	41.5	7th	75,083
1948 New England-B	Pilots	78	47	.624	7.0	3rd	117,606
1949 New England-B	Pilots	66	57	.537	15.5	3rd	83,100
1994 Eastern	Sea Dogs	60	81	.426	22.0	4th	375,197
1995 Eastern	Sea Dogs	86	56	.606	---	1st	429,763
1996 Eastern	Sea Dogs	83	58	.589	---	1st	408,503
1997 Eastern	Sea Dogs	79	63	.556	---	1st	397,117
1998 Eastern	Sea Dogs	66	75	.468	16.5	3rd	398,800
1999 Eastern	Sea Dogs	65	77	.458	27.0	3rd	402,582
2000 Eastern	Sea Dogs	71	70	.504	11.5	4th	370,702
2001 Eastern	Sea Dogs	77	65	.542	10.0	3rd	383,022
2002 Eastern	Sea Dogs	63	77	.450	13.0	5th (T)	382,738
2003 Eastern	Sea Dogs	72	70	.507	7.0	3rd	405,021
2004 Eastern	Sea Dogs	69	73	.486	15.5	4th (T)	434,684
2005 Eastern	Sea Dogs	76	66	.535	---	2nd (T)	396,277
2006 Eastern	Sea Dogs	72	67	.518	6.5	4th	400,534
2007 Eastern	Sea Dogs	71	72	.497	12.5	2nd	421,368
2008 Eastern	Sea Dogs	74	66	.529	12.0	2nd	412,403
2009 Eastern	Sea Dogs	67	74	.475	15.5	4th	404,709
2010 Eastern	Sea Dogs	70	71	.496	12.5	3rd	390,772
2011 Eastern	Sea Dogs	59	83	.415	18.0	6th	369,424
2012 Eastern	Sea Dogs	68	73	.482	10.5	8th	374,930
2013 Eastern	Sea Dogs	68	73	.482	18.0	5th	341,420
2014 Eastern	Sea Dogs	88	54	.620	---	1st	359,427
2015 Eastern	Sea Dogs	53	89	.373	27.5	6th	368,291
2016 Eastern	Sea Dogs	55	84	.396	33.0	6th	374,746
2017 Eastern	Sea Dogs	65	74	.468	26.5	4th	356,153

## OTHER MAINE CITIES:

<u>City</u>	<u>Year(s)</u>
Augusta	1907
Bangor	1907, 1913, 1966 <sup>^</sup> , 1997 <sup>^</sup> , 2003 <sup>^</sup> , 2004 <sup>^</sup>
Biddeford	1907
Calais	1913
Lewiston	1908, 1914, 1915, 1919, 1926-1930
Old Orchard Beach	1984-1988
Pine Tree	1907
Waterville	1907

<sup>^</sup> Independent League

\* League disbanded on May 21st

\*\* League disbanded on August 2nd

# League disbanded on June 22nd

# ON THE AIR WAVES

## **U.S. Cellular Sea Dogs Radio Network**

Broadcasts: All 140 Games (70 Home & 70 Away) plus all playoff games.

Radio Broadcasters: Mike Antonellis (14th season with the Sea Dogs and 22nd in Minor League Baseball), .  
Network Coverage begins 15 minutes prior to the first pitch on all affiliates.

WPEI 95.5/95.9 - FM (Portland/Topsham)\*

WOXO 96.9 - FM & WKTQ 1450 - AM (River Valley)

WTME 780 - AM & Sportstime780.com (Rumford)

\* Flagship Station



All 140 Sea Dogs games can also be heard using the TuneIn Radio app on a tablet or smartphone.



## **Sea Dogs on the World Wide Web**

Listen world wide to all 140 Games plus all playoff games on the internet with Mike Antonellis at:



## **WATCH All Sea Dogs Home Games**

Watch all 70 Home Games and select road games with a subscription to MiLB.TV

## **Sea Dogs Televised Games**

All Sea Dogs home games and select road games are streamed online on MiLB.tv



## **Sea Dogs Newspaper Coverage**

### **Portland Press Herald/ Maine Sunday Telegram**

295 Gannett Drive  
South Portland, ME 04106  
Phone: 207-791-6860  
Beat Writer: Kevin Thomas  
<http://www.pressherald.com>

### **Lewiston Sun Journal**

104 Park Street  
Lewiston, ME 04240  
Phone: 207-784-5411  
Beat Writer: Justin Pelletier  
<http://www.sunjournal.com>

### **Biddeford Journal Tribune**

PO Box 627 Biddeford, ME 04005  
1-(888)-429-1535  
[www.journaltribune.com](http://www.journaltribune.com)

### **Bangor Daily News**

1 Merchants Plaza  
Bangor, ME 04402  
1-(800)-432-7964  
Beat Writer: Larry Mahoney  
[www.journaltribune.com](http://www.journaltribune.com)

## **Other Local Media**

### **WCSH TV - 6 (NBC)**

1 Congress Square  
Portland, ME 04101  
Phone: 207-828-6666  
Fax: 207-828-6630  
Sports Reporters: Lee Goldberg

### **WMTW TV-8 (ABC)**

425 Congress Street  
Portland, ME 04103  
Phone: 207-775-1800  
Fax: 207-782-2165  
Sports Reporters: Travis Lee

### **WGME TV - 13 (CBS)**

1335 Washington Ave  
Portland, ME 04103  
Phone: 207-797-1313  
Fax: 207-878-3505  
Sports Reporter: Dave Eid

**CREDENTIAL APPLICATIONS** – All news media will be asked to submit a written request for Sea Dogs' press credentials on their official letterhead. Credentials may be picked up at the Hadlock Field "Will Call" window.

**SEASON CREDENTIALS** – Season credentials will be issued only to those legitimate news gathering organizations who plan to cover the Sea Dogs on a daily basis. No spouses, guests or children of members of the press will be issued credentials. Press passes are not transferable. Credentialed members of the media are prohibited from requesting or accumulating autographs or equipment on the playing field or in the dugout or clubhouse. Any violation of these guidelines could result in immediate revocation of the credential and future access. Only credentials issued by the Sea Dogs, the Eastern League, the BBWAA or the Boston Red Sox will be honored. All credentials must be visible at all times.

**DAILY CREDENTIALS** – Daily credentials will be issued to those legitimate news gathering organizations that do not qualify for season credentials. Any organization that anticipates the need for daily credentials must have a letter on file with the Sea Dogs. Requests may be sent via fax, but those requests must be made at least 48 hours in advance. Daily credentials are subject to the same restrictions as season credentials and any violation could result in immediate revocation of the credential and any future access.

**PHOTO CREDENTIALS** – Credentials will be issued to those photographers on assignment for legitimate news gathering organizations and those representatives of companies licensed by Major League Baseball. Priority in all areas will be granted to news organizations on nightly deadlines. All photographs taken are to be used for news gathering purposes or officially licensed products. Any other use of photographs taken will be considered a violation of existing trademark and copyright restrictions.

**CLUBHOUSE ACCESS** – Access to the Sea Dogs clubhouse both before and after games will be limited to those organizations that are filing stories on a nightly deadline. All media outlets will be asked to do any interviews on the field prior to each game. Clubhouse access will be granted to all media when special situations arise, as determined by the Sea Dogs. Pre-game access to the clubhouse will be determined by the Sea Dogs field staff. The clubhouse will be open to the media no later than 15 minutes after the conclusion of games. Policies regarding access between games of doubleheaders and during rain delays will be determined by the Sea Dogs field manager. Access to the visiting clubhouse is subject to the visiting club's guidelines.

**FIELD ACCESS** – All credentialed members of the media will be given access to the playing field prior to each game. No media will be allowed in fair territory or beyond first and third base. All non-uniformed personnel must clear the field at the conclusion of visitor's batting practice unless that individual has credentials expressly for in-game privileges (photo passes, pre-game ceremonies, etc.).

**LIVE TRANSMISSIONS** – Television and radio stations not holding broadcast rights for Sea Dogs' games will be allowed to transmit live reports prior to and after Sea Dogs games. All live television shots will be arranged by the Sea Dogs and the requesting media member. No live shots will be permitted from the clubhouses. No live transmissions inside the stadium by non-rights holders will be permitted while the rights holders are on the air or while the game is in progress. Radio stations will be permitted to provide "scene setters" and score updates between innings but these reports may not continue once an inning is underway. Any violation of these policies could result in revocation of credentials.

**ROVING CAMERAS** – Roving cameras are permitted at Hadlock Field for Sea Dogs games upon approval of the Sea Dogs. After permission is granted, cameras are permitted to roam public areas. While roving, all photographers must not block any aisles or the view of any fans. Failure to adhere to these guidelines could result in the revocation of roving privileges for both the individual and for the news organization that individual represents.



# MEDIA INFORMATION

**PRESS BOX** – Admission to the Hadlock Field Press Box will be limited to those individuals with appropriate credentials, working media only will be permitted. These include Sea Dogs season and single-game credentials, BBWAA cards, appropriately identified members of the Sea Dogs, the Eastern League and the Boston Red Sox. No guests are permitted in the Press Box. Seating in the Press Box is limited, priority is given to all media working with nightly deadlines. The Portland Press Herald and the Associated Press have reserved spots throughout the season.

**PRESS NOTES** - Press notes, releases, player statistics, league standings, and other statistics will be available to the media in the press box no later than 45 minutes prior to each scheduled start. Following the game, box scores are available to the media. Any other specific statistics from the game may be obtained by making a request to the Media Relations Department. Please contact the Sea Dogs Media Relations Office if you would like to have any of this material e-mailed to you on a daily basis. Press notes are also available online at [www.seadogs.com](http://www.seadogs.com).

**INTERVIEW REQUESTS** -All interview requests should be scheduled through the Sea Dogs Media Relations Department in advance. Interviews are available before and after Sea Dogs batting practice. Interviews during batting practice may only take place with the manager's permission and permitting that the interview does not interfere with the subject's pre-game routine (stretching, hitting, running, fielding, etc.). Pre and post game interviews are available whenever possible.

**PHOTO & INFORMATION REQUESTS** - Any legitimate news gathering agency may submit a request to the Sea Dogs Media Relations department for any photos or various statistics for both past and present players.

## STANDARD GAME TIMES:

April, May: Monday-Friday 6:00PM; Saturday-Sunday 1:00PM

June-September: Monday-Friday 7:00PM; Saturday 6:00PM; Sunday 1:00PM

## BATTING & INFIELD PRACTICE SCHEDULE:

<u>Game Time</u>	<u>12:00PM</u>	<u>1:00PM</u>	<u>6:00PM</u>	<u>7:00PM</u>
Home Infield	9:00-9:15	10:00-10:15	3:00-3:15	4:00-4:15
Home BP	9:15-10:00	10:15-11:00	3:15-4:00	4:15-5:00
Visitors BP	10:15-11:00	11:15-12:00	4:15-5:00	5:15-6:00
Visitors Infield	11:00-11:15	12:00-12:15	5:00-5:15	6:00-6:15
Grounds Crew	11:15-11:55	12:15-12:55	5:15-5:55	6:15-6:55

Practice times are subject to change due to weather, pre-game activities, and the manager's discretion without notice.

## SEA DOGS MEDIA RELATIONS CONTACTS:

207-874-9300      207-780-0317 (Fax)

Chris Cameron:  
Vice President/Communications & Fan Experience  
[ccameron@seadogs.com](mailto:ccameron@seadogs.com)

Mike Antonellis:  
Director of Broadcasting/Media Relations  
[mantonellis@seadogs.com](mailto:mantonellis@seadogs.com)

# HOW DID YOU GET THAT?

**Qualifying Marks:** To qualify for a minor league batting title, a player must have a minimum of 383 plate appearances. To qualify for earned run average championship, a pitcher must have at least 114 innings pitched.

**Determining Batting Average:** Divide the number of hits by the number of at-bats (at-bats do not include walks, sacrifices, hit by pitches, or times awarded first base on interference or obstruction).  
**Determining Earned Run Average:** Divide the number of earned runs by the number of innings pitched and multiply by nine.

**Determining a Save:** A pitcher is credited with a save when he meets the following conditions:

1. He is the last pitcher in a game won by his club.
2. He is not the winning pitcher.
3. He meets one of the following:
  - A. He enters the game with a lead of no more than three runs and pitches at least one inning, or
  - B. He enters the game with the potential tying run either on base, at-bat, on-deck, or
  - C. He pitches effectively for at least three innings in relief.

**Determining Slugging Percentage:** Divide the total bases of all hits by the total times at-bat.

**Determining Fielding Percentage:** Divide the total number of putouts and assists by the total number of putouts, assists, and errors.

**Determining On-Base Percentage:** Divide the number of times reached base by the number of plate appearances (which include at-bats, walks, hit by pitch, and times interfered by catcher).

**Determining Magic Number:** Take the total number of games yet to be played, add one, then subtract the number of games ahead in the loss column of the standing from the closest opponent.

**Major League Rookie Status:** Not more than 130 at-bats or 50 innings pitched in the Major Leagues during a previous season or seasons, nor more than 45 days on a Major League roster during the 25-player limit.

**Consecutive Game Playing Streak:** A player streak shall be extended if the player plays during a half inning on defense, or if he completes a time at-bat by reaching base or being put out. A pinch-running appearance shall not extend a streak. If a player is ejected from a game before he can comply with the requirements of this rule, his streak shall continue.

# HADLOCK FIELD GROUND RULES

## HOME RUNS

From the left field foul line to the vertical yellow line left of the message center, the ball must clear the fence to be a home run. A ball hit to the right of the vertical yellow line that is located to the left of the video board and above the billboards is a home run. If a ball strikes any signage and/or any netting above the left field fence, it is considered above the fence and therefore a home run. Any ball hitting the left field wall in fair territory and bouncing out of play is a ground rule double.

From the yellow line to the left of the video board to the U.S. Cellular Pavilion is a home run if it clears the bottom fence.

From the start of the U.S. Cellular Pavilion to the right field foul pole, a ball must clear all levels of signage to be a home run.

## SCOREBOARD

A ball that hits the net in front of the scoreboard is in play.

If a ball becomes lodged between the net and the scoreboard, it is a ground rule double.

## DUGOUTS

There is a white line around the area where the batboys and photographers sit. If the ball crosses those lines it is a dead ball.

If the ball bounces off the lip of the dugout back onto the field then the ball is alive. If it goes into the dugout it is a dead ball.

If the ball hits the straight vertical portion of the padding on the dugout it is in play, provided it remains on the field and doesn't cross the white lines (mentioned above in C-1).

If the ball hits the inclined portion of the padding it is a dead ball.

## TARP

Draw an imaginary line from the far end of the tarp to the fencing that juts out (section P1). If the ball goes over this line it is a dead ball.

A player may not elevate himself onto the tarp to catch a ball but he may lean over it.

## BACKSTOP

Once the ball touches the netting on a foul pop, it is a dead ball.



Dale Rand